

UB-T580



UB-T580W

- Large screen for high impact lessons 86" (UB-T580W) / 77" (UB-T580)
- Both finger-touch and stylus pen compatible
- Dynamic Image Control
- USB powered
- Slim depth - less than 80 mm

Meeting productivity soars with the elite Panaboard!

Intuitive operation lets you freely manipulate images, spreadsheets and PowerPoint® documents, to change ordinary meetings and presentations into visually active exchanges.

The elite Panaboard UB-T580W / UB-T580 is an interactive whiteboard that uses a projector to display PC images onto its surface and lets the presenter operate the data on the board with a finger or a Stylus Pen. Meetings are more active because instead of having to spend time revising spreadsheets and PowerPoint® documents after the meeting, they are revised and updated as the meeting proceeds.



*This photograph is simulated. In actual use, the elite Panaboard has to be connected to a PC.

Operate with a Finger or the Stylus Pen

Easy to Write, Easy to Operate

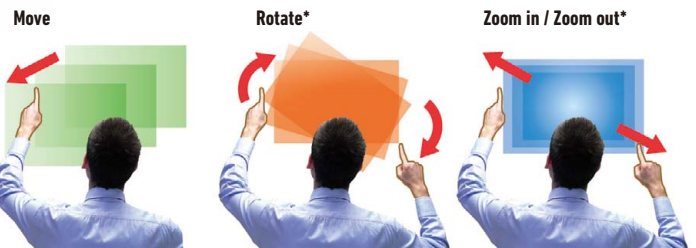
All board operations can be performed with finger touch or movement on the board surface. Or you can use the handy Stylus Pen for writing and drawing. Both options offer smooth, comfortable manipulation.



Dynamic Image Control

Interactive Object Movement

Images can be easily moved, scaled and rotated with your fingers making presentations more interesting, dynamic and interactive.




*When using Windows® 7 and applications that support Multi touch.

Ink Note

Easily Save Information Written on the Board

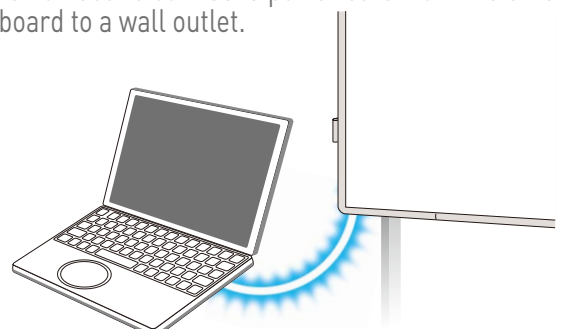
You can insert images and text into Microsoft® Word, Excel®, or PowerPoint® using elite Panaboard Software.



USB Powered

Easy-to-Wire

Power is supplied by a USB cable from the PC, so there's no need to connect a power cord from the elite Panaboard to a wall outlet.



Multifunctional Electronic Pen (Optional)

Streamline Your Presentations

You can use the Electronic Pen to switch between four marker colours and the eraser tool, and do things like remotely turn PowerPoint® pages. This helps to keep the audience's attention because you don't need to stop the flow of the meeting.



You can operate PowerPoint® slideshows from a distance by pressing the Remote Control button of the Electronic Pen.


Slim Depth - Less Than 80 mm Great for Wall Mounting

By designing the board to be less than eighty mm thick, we eliminated bulky protrusions and made it easier to mount the board on a wall.



Pen Holders Place the Stylus Pen Wherever You Want

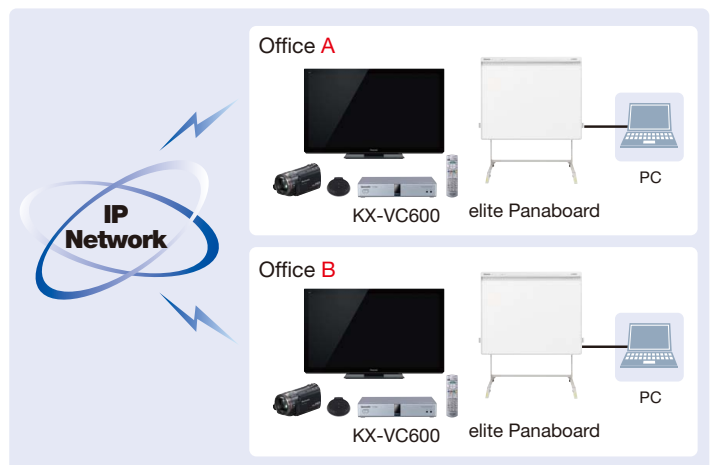
Two pen holders, each for holding a single Stylus Pen, are included. They can be mounted to any of four locations on the upper, lower, right and left parts of the board, so you can choose the best place when setting up your board.



Smooth Meetings Even at a Distance A Remote Conferencing System Using the elite Panaboard

The elite Panaboard can be combined with the HD Visual Communications System* to configure a remote conferencing system. Use it in a variety of ways, like sharing information and opinions among main and branch offices and holding meetings with clients in distant locations.

*Sold separately.



elite Panaboard Software

Panaboard has a wide variety of tools, ranging from basic pens and erasers to special-effect functions, that attract the audience's attention. For example, the Magnifier lets you enlarge parts that you want to emphasize, to leave a strong impression of the most important parts on your audience. Other functions, like the Screen Keyboard that allows number and text input right on the board, and the Recorder function that records board content, make meetings and presentations much more efficient.

Drawing Menu

This tool bar will appear at the spot where you touch the board with the Electronic Pen.



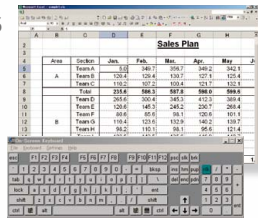
Select Function Menu

In addition to drawing tools, Panaboard has a variety of special-effect functions.

Screen Keyboard

Easy Data Input

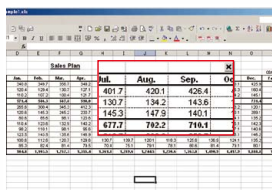
Display this keyboard on the elite Panaboard, then simply press the keys. In addition to text, you can enter numbers into Excel® or other applications, and make corrections right on the board without having to use a PC and without taking valuable time away from the meeting.



Magnifier

Enlarge and Display Small Details

You can enlarge small details like tiny characters or photos for easier viewing. When you have meetings with a large number of people, people far from the board can see them clearly.



"elite Panaboard book"

Create Materials with Panasonic Tools

The "elite Panaboard book" consists of a set of tools that were developed by Panasonic. You can use them to create and save presentation materials. Choose from a wide variety of arrows, graphics, and illustrations to liven up your meetings.

Slide Show

Use Familiar Software

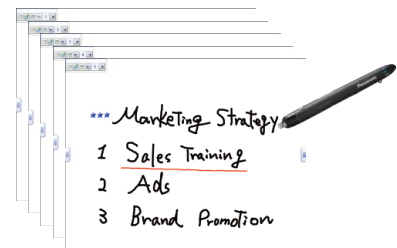
You can use your PowerPoint® application right on the elite Panaboard, so you no longer have to operate a second PC separately. Plus, once you've started up the PowerPoint® application, you can make notes to each slide for a smoother, more effective presentation.



Multi-page White Background

Write or Draw More Information

The software includes a total of ten white backgrounds. When you want to move on to another subject during the meeting, you don't need to erase the previous information.



Print Button

Instant Printing

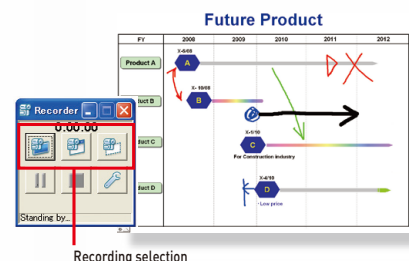
You can output the board content to a printer connected to the PC. This lets you quickly distribute copies of your presentation, and helps everyone to review.



Recorder

Save Meetings in Motion Image Form

This is a handy way to record meetings for later review. By connecting a microphone to the PC, you can also record voices simultaneously.



Smarten Up Your Business with the elite Panaboard

For More Intelligent Meetings

Hold meetings while interactively using and checking spreadsheets and Internet content. This will speed up your information sharing and activate your meetings.

Intuitive Finger-touch Operation

The elite Panaboard UB-T580W / UB-T580 allows finger-touch operation. Internet content and PC data can be intuitively revised and added to, while sharing it all on the large surface of the elite Panaboard.

Convenient Information Sharing Functions

For easy information sharing, you can instantly print out everything that was written on the board from a printer connected to your PC. You can also save spreadsheet data that was revised on the elite Panaboard, or any content that was newly written, for easy sharing of all revised and added data.



*This photograph is simulated. In actual use, the elite Panaboard has to be connected to a PC.

For More Dynamic Presentations

The effective functions of the elite Panaboard let you hold dynamic, eye-catching presentations.



*This photograph is simulated. In actual use, the elite Panaboard has to be connected to a PC.

Motion Images

Motion images files on a PC can be played on the elite Panaboard, so nuances that are difficult to express with words alone can be directly relayed. The applications are virtually unlimited. For example, you can demonstrate images of products that are too bulky to carry around or images taken in warehouses or other remote locations.

Convenient Remote Control

By pressing the Remote Control button on the Electronic Pen, you can flip slideshow pages from a distance.

Presentation Recording

By recording your presentation with the Recorder function, you can show it to others at a later time as a sample, or watch it yourself to make improvements for your next presentation.

UB-T580W / UB-T580 Specifications

Product Specifications		
Main Body	Power	Supplied USB bus
Dimensions¹	Power Consumption	Less than 2.5 W (500 mA, 5 V)
	Operating Environment	Temperature: 10-35°C (50-95°F), Humidity: 30-80 %
	External Dimensions (Height x Width x Depth)	UB-T580W 1,352 x 1,915 x 74 mm (53.3 x 75.4 x 2.9 in.) [When pen holders have been attached on both sides of the main unit: 1,352 x 1,991 x 74 mm (53.3 x 78.4 x 2.9 in.)]
		UB-T580 1,352 x 1,713 x 74 mm (53.3 x 67.4 x 2.9 in.) [When pen holders have been attached on both sides of the main unit: 1,352 x 1,713 x 74 mm (53.3 x 67.4 x 2.9 in.)]
	Screen Board Size (Height x Width)	UB-T580W 1,175 x 1,860 mm (46.3 x 73.3 in.) UB-T580 1,175 x 1,582 mm (46.3 x 62.3 in.)
	Effective Area (Height x Width)	UB-T580W 1,153 x 1,845 mm (45.4 x 72.7 in.) (10:16, 86-inch diagonal) 1,037 x 1,845 mm (40.9 x 72.7 in.) (9:16, 83-inch diagonal)
		UB-T580 1,175 x 1,567 mm (46.3 x 61.8 in.) (3:4, 77-inch diagonal)
	Weight (without stand)	UB-T580W 26 kg (57.3 lbs) UB-T580 23 kg (50.7 lbs)
	Panel Surface	Anti-glare coated Metal Plate
	Position Sensor	Reflective Type Touch Panel
	Pen Holder	Maximum 2 pens
Interactive Functions	Interface	USB 2.0 A Type (for PC)

To run the elite Panaboard software/book, additional software may be needed. The system requirements above do not meet the recommended specifications of all operating systems.

Restrictions

-The handwriting and shape recognition features are not supported in Windows Vista® Home Basic, or Windows® XP Home Edition.

-The ability to import drawing data from other applications, and the ability to save a slide's drawing data to a PowerPoint® file are available in Office XP, Office 2003, and Office 2007, Office 2010 [The 64-bit version is not supported.].

For detailed information, please access the following URL. <http://panasonic.net/pcc/support/eboard/elite/download.html>

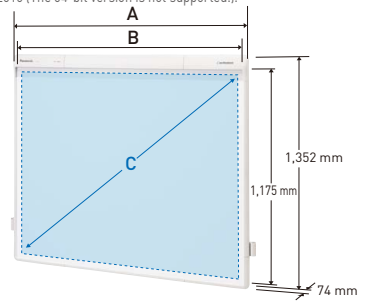
System



The UB-T580W / UB-T580 does not include a PC nor a projector.


Dimensions (UB-T580W / UB-T580)

	UB-T580W	UB-T580
A	1,915 mm	1,637 mm
B	1,860 mm	1,582 mm
C	2,175 mm (86-inch)	1,958 mm (77-inch)
	10 : 16	3 : 4
	2,117 mm (83-inch)	9 : 16



Optional Devices

Normal Stand (KX-B061-A)



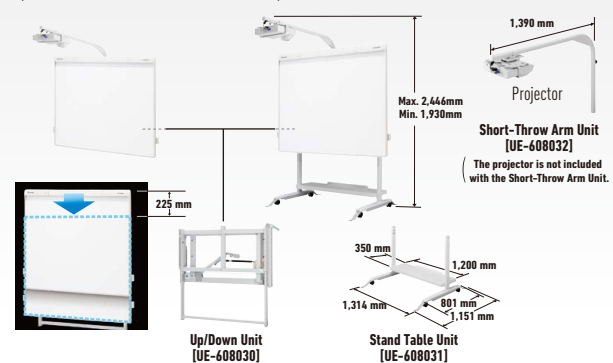
* The height of this stand can be adjusted in 4 steps during installation. Its height cannot be adjusted during use.
 * This stand cannot accept a projector arm.

4 steps :
 2,080 mm (81.9 in.)
 1,980 mm (78.0 in.)
 1,880 mm (74.0 in.)
 1,780 mm (70.1 in.)

Height - Adjustable Stand* * The height of this stand can be freely adjusted during use.

(Up/Down Wall Mount Kit)

(Up/Down Stand Kit)



Electronic Pen (UE-608020)



Stylus Pen (UE-608021)



Specifications

General	
Physical Dimension (Height x Width x Depth)	Max. 2,466 x 1,314 x 1,828 mm ¹⁺² Min. 1,930 x 1,314 x 1,151 mm ²
Weight	65kg [Total weight of the Up/Down Unit, Stand Table Unit, and Short-Throw Arm Unit (not including the interactive Board)]
Board Height	Max. 2,136 mm [Height from the floor to the top edge of the board surface] Min. 334 mm [Height from the floor to the bottom edge of the board surface]
Stand Table Unit	
Shelf Height	228 mm
Shelf Dimensions (Width x Depth)	1,200 x 350 mm
Shelf Load Capacity	Max. 40 kg

Up/Down Unit	
System	Gas spring system
Stroke	225 mm (Max. 450 mm ⁴)
Short-Throw Arm Unit ²	
Arm Length	1,390 mm (Including the Pipe Cap)
Arm Height	Adjustable in three 75-mm steps
Arm Rotating Angle	±90 °

*1 The length of the Short-Throw Arm Unit is included.
 *2 The projector is not included with the Short-Throw Arm Unit.
 Please access the following website to determine connectable projectors.
http://panasonic.net/pcc/support/eboard/ue-608032_info.htm
 *3 The Depth of the Stand, Foot Reinforcing Assemblies is included.
 *4 Maximum stroke when storing the Interactive Board.

Related products

The Infrared Wireless Microphone System
provides clear audio even in large meeting rooms.

(Handheld Type) WX-LT150
(Pendant Type) WX-LT350

Infrared Wireless Microphone

(Pendant Type) WX-LT350

Portable All-in-One Infrared Wireless Powered Speaker

WX-LP100

Trademarks and registered trademarks

- Microsoft Windows, Windows Vista, PowerPoint and Excel are either registered trademarks or trademarks of Microsoft Corporation in the United States and/or other countries.
- IBM is a trademark of International Business Machines Corporation in the United States, other countries, or both.
- Intel and Pentium are trademarks of Intel Corporation in the U.S. and other countries.
- All other product/brand names, trademarks or registered trademarks identified herein are the property of their respective owners.

Important

- The board markers are not suitable for use with this whiteboard, because they cannot be easily erased with a whiteboard eraser.
- When the unit will no longer be used, in order to prevent it from falling, do not leave the unit installed, but remove it. If the unit falls, it can cause injury.
- Do not alter the unit or modify any parts. Alteration or modification can cause fire or electric shock.
- Have the unit installed, removed and disposed of only by qualified service personnel.

- Design and specifications are subject to change without notice.
- All photographs in this brochure are simulated.
- In actual use, the projector may cast the user's shadow onto the board.

This product is designed to reduce hazardous chemical substances to meet the RoHS directive.

DISTRIBUTED BY :

Panasonic

Electronic Whiteboard: <http://panasonic.net/pcc/eboard/>

MG-C550EE