

## 8W-80 CONNECTOR PIN-OUTS

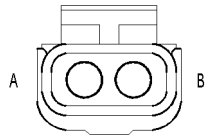
<b>Component</b>	<b>Page</b>	<b>Component</b>	<b>Page</b>
4WD Switch (Manual Transfer Case) . . . . .	8W-80-5	C112 (Diesel A/T) . . . . .	8W-80-19
A/C Compressor Clutch (Diesel) . . . . .	8W-80-5	C130 (Diesel) . . . . .	8W-80-19
A/C Compressor Clutch (Gas) . . . . .	8W-80-5	C131 (4.7L Electronic Transfer Case) . . . .	8W-80-20
A/C Heater Control C1 . . . . .	8W-80-5	C131 (4.7L Electronic Transfer Case) . . . .	8W-80-20
A/C Heater Control C2 . . . . .	8W-80-6	C131 (5.7L/Diesel) . . . . .	8W-80-20
A/C Pressure Transducer (Diesel) . . . . .	8W-80-6	C131 (5.7L/Diesel) . . . . .	8W-80-21
A/C Pressure Transducer (NGC) . . . . .	8W-80-6	C131 (3.7L/4.7L Except Electronic Transfer Case) . . . . .	8W-80-21
Accelerator Pedal Position Sensor (5.7L) . .	8W-80-6	C131 (3.7L/4.7L Except Electronic Transfer Case) . . . . .	8W-80-22
Accelerator Pedal Position Sensor (Diesel M/T) . . . . .	8W-80-7	C200 . . . . .	8W-80-22
Accelerator Pedal Position Sensor (Diesel A/T) . . . . .	8W-80-7	C200 . . . . .	8W-80-23
Adjustable Pedal Motor (Except Memory) .	8W-80-7	C201 . . . . .	8W-80-23
Adjustable Pedal Switch (Except Memory) .	8W-80-8	C201 . . . . .	8W-80-23
Airbag Control Module C1 . . . . .	8W-80-8	C202 . . . . .	8W-80-24
Airbag Control Module C2 . . . . .	8W-80-9	C202 . . . . .	8W-80-24
Airbag-Left Curtain . . . . .	8W-80-9	C206 . . . . .	8W-80-24
Airbag-Passenger On/Off Switch . . . . .	8W-80-10	C206 . . . . .	8W-80-24
Airbag-Passenger Squib . . . . .	8W-80-10	C207 . . . . .	8W-80-24
Airbag-Right Curtain . . . . .	8W-80-10	C207 . . . . .	8W-80-25
Ambient Temperature Sensor . . . . .	8W-80-10	C216 . . . . .	8W-80-25
Amplifier Audio C1 (Premium) . . . . .	8W-80-11	C216 . . . . .	8W-80-25
Amplifier Audio C2 (Premium) . . . . .	8W-80-11	C217 . . . . .	8W-80-26
Ashtray Lamp . . . . .	8W-80-11	C217 . . . . .	8W-80-26
Automatic Day/Night Mirror C1 (Except Base) . . . . .	8W-80-12	C218 . . . . .	8W-80-26
Automatic Day/Night Mirror C2 (Telematics) . . . . .	8W-80-12	C218 . . . . .	8W-80-27
Back-Up Lamp Switch . . . . .	8W-80-12	C219 . . . . .	8W-80-27
Battery Temperature Sensor . . . . .	8W-80-12	C219 . . . . .	8W-80-29
Blend Door Actuator (Single Zone) . . . . .	8W-80-13	C220 . . . . .	8W-80-30
Blower Motor . . . . .	8W-80-13	C220 . . . . .	8W-80-31
Blower Motor Resistor Block . . . . .	8W-80-13	C250 (Hands Free) . . . . .	8W-80-31
Brake Fluid Level Switch . . . . .	8W-80-13	C250 (Hands Free) . . . . .	8W-80-32
Brake Lamp Switch . . . . .	8W-80-13	C301 . . . . .	8W-80-32
Brake Transmission Shift Interlock Solenoid . . . . .	8W-80-14	C301 . . . . .	8W-80-33
C102 (NGC) . . . . .	8W-80-14	C302 . . . . .	8W-80-33
C103 . . . . .	8W-80-14	C302 (SLT) . . . . .	8W-80-34
C106 (5.7L A/T) . . . . .	8W-80-14	C304 . . . . .	8W-80-34
C106 (5.7L A/T) . . . . .	8W-80-15	C304 . . . . .	8W-80-34
C107 (5.7L) . . . . .	8W-80-15	C305 (SLT) . . . . .	8W-80-35
C107 (5.7L) . . . . .	8W-80-16	C305 (SLT) . . . . .	8W-80-35
C108 (Diesel) . . . . .	8W-80-16	C306 . . . . .	8W-80-36
C108 (Diesel) . . . . .	8W-80-16	C306 . . . . .	8W-80-36
C109 (Diesel) . . . . .	8W-80-17	C308 . . . . .	8W-80-36
C109 (Diesel) . . . . .	8W-80-17	C308 . . . . .	8W-80-37
C110 (Diesel) . . . . .	8W-80-17	C309 . . . . .	8W-80-37
C110 (Diesel) . . . . .	8W-80-18	C309 . . . . .	8W-80-37
C112 (Diesel M/T) . . . . .	8W-80-18	C311 . . . . .	8W-80-38
C112 (Diesel M/T) . . . . .	8W-80-18	C311 . . . . .	8W-80-38
C112 (Diesel A/T) . . . . .	8W-80-18	C313 . . . . .	8W-80-38
		C313 . . . . .	8W-80-39
		C315 . . . . .	8W-80-39

<b>Component</b>	<b>Page</b>	<b>Component</b>	<b>Page</b>
C315	8W-80-39	Crankshaft Position Sensor (3.7L)	8W-80-52
C316 (Heated Seats)	8W-80-39	Crankshaft Position Sensor (4.7L)	8W-80-53
C316	8W-80-40	Crankshaft Position Sensor (5.7L)	8W-80-53
C319	8W-80-40	Crankshaft Position Sensor (Diesel)	8W-80-53
C319	8W-80-40	Cylinder Lock Switch-Driver (Premium)	8W-80-53
C320	8W-80-40	Data Link Connector	8W-80-53
C320	8W-80-41	Data Link Connector-Engine (Diesel)	8W-80-54
C322 (Except Heated Seats)	8W-80-41	Dome Lamp	8W-80-54
C322	8W-80-41	Door Ajar Switch-Driver	8W-80-54
C323 (Except Heated Seats)	8W-80-42	Door Ajar Switch-Left Rear	8W-80-54
C323 (Except Heated Seats)	8W-80-42	Door Ajar Switch-Passenger	8W-80-55
C323 (Heated Seats)	8W-80-42	Door Ajar Switch-Right Rear	8W-80-55
C323 (Heated Seats)	8W-80-43	Door Lock Motor/Ajar Switch-Driver	8W-80-55
C327 (Dual Rear Wheels)	8W-80-43	Door Lock Motor/Ajar Switch-Left Rear	8W-80-55
C327 (Dual Rear Wheels)	8W-80-43	Door Lock Motor/Ajar Switch-Passenger	8W-80-56
C328 (Dual Rear Wheels)	8W-80-43	Door Lock Motor/Ajar Switch-Right Rear	8W-80-56
C328 (Dual Rear Wheels)	8W-80-44	Door Lock Switch-Passenger	8W-80-56
Camshaft Position Sensor (NGC)	8W-80-44	Driver Blend Door Actuator (Dual Zone)	8W-80-56
Camshaft Position Sensor (Diesel)	8W-80-44	Driver Door Module C1	8W-80-57
Capacitor (3.7L/4.7L)	8W-80-44	Driver Door Module C2	8W-80-57
Center High Mounted Stop Lamp/cargo Lamp	8W-80-45	EGR Solenoid (4.7L/5.7L)	8W-80-57
Cigar Lighter Outlet	8W-80-45	Electric Brake Provision	8W-80-58
Clearance Lamp No. 1 (Heavy Duty)	8W-80-45	Electric Throttle Control Module	8W-80-58
Clearance Lamp No. 2 (Heavy Duty)	8W-80-45	Engine Control Module C1 (Diesel)	8W-80-58
Clearance Lamp No. 3 (Heavy Duty)	8W-80-46	Engine Control Module C2 (Diesel)	8W-80-60
Clearance Lamp No. 4 (Heavy Duty)	8W-80-46	Engine Coolant Temperature Sensor (Diesel)	8W-80-61
Clearance Lamp No. 5 (Heavy Duty)	8W-80-46	Engine Coolant Temperature Sensor (Gas)	8W-80-61
Clockspring C1	8W-80-46	Engine Oil Pressure Switch	8W-80-61
Clockspring C2	8W-80-47	EVAP/Purge Solenoid (NGC)	8W-80-61
Clockspring C3	8W-80-47	Evaporator Temperature Sensor	8W-80-62
Clockspring C4	8W-80-47	Fender Lamp-Front Left (Dual Rear Wheels)	8W-80-62
Clutch Interlock Brake Switch	8W-80-47	Fender Lamp-Front Right (Dual Rear Wheels)	8W-80-62
Coil On Plug No. 1 (3.7L/4.7L)	8W-80-47	Fender Lamp-Rear Left (Dual Rear Wheels)	8W-80-62
Coil On Plug No. 1 (5.7L)	8W-80-48	Fender Lamp-Rear Right (Dual Rear Wheels)	8W-80-62
Coil On Plug No. 2 (3.7L/4.7L)	8W-80-48	Fog Lamp-Left	8W-80-63
Coil On Plug No. 2 (5.7L)	8W-80-48	Fog Lamp-Right	8W-80-63
Coil On Plug No. 3 (3.7L/4.7L)	8W-80-48	Fuel Control Actuator (Diesel)	8W-80-63
Coil On Plug No. 3 (5.7L)	8W-80-49	Fuel Heater (Diesel)	8W-80-63
Coil On Plug No. 4 (3.7L/4.7L)	8W-80-49	Fuel Injector No. 1 (Gas)	8W-80-63
Coil On Plug No. 4 (5.7L)	8W-80-49	Fuel Injector No. 2 (Gas)	8W-80-64
Coil On Plug No. 5 (3.7L/4.7L)	8W-80-49	Fuel Injector No. 3 (Gas)	8W-80-64
Coil On Plug No. 5 (5.7L)	8W-80-50	Fuel Injector No. 4 (Gas)	8W-80-64
Coil On Plug No. 6 (3.7L/4.7L)	8W-80-50	Fuel Injector No. 5 (Gas)	8W-80-64
Coil On Plug No. 6 (5.7L)	8W-80-50	Fuel Injector No. 6 (Gas)	8W-80-65
Coil On Plug No. 7 (4.7L)	8W-80-50	Fuel Injector No. 7 (Gas)	8W-80-65
Coil On Plug No. 7 (5.7L)	8W-80-51	Fuel Injector No. 8 (Gas)	8W-80-65
Coil On Plug No. 8 (4.7L)	8W-80-51	Fuel Injector Pack No. 1 (Diesel)	8W-80-65
Coil On Plug No. 8 (5.7L)	8W-80-51	Fuel Injector Pack No. 2 (Diesel)	8W-80-66
Compass/Mini-Trip Computer (Except Base)	8W-80-51	Fuel Injector Pack No. 3 (Diesel)	8W-80-66
Condenser Fan (NGC)	8W-80-52		
Controller Antilock Brake C1	8W-80-52		
Controller Antilock Brake C2 (ABS)	8W-80-52		

<b>Component</b>	<b>Page</b>
Fuel Pump Module . . . . .	8W-80-66
Fuel Pump Motor (Diesel) . . . . .	8W-80-66
Generator . . . . .	8W-80-67
Glove Box Lamp And Switch . . . . .	8W-80-67
Hands Free Module (Telematics) . . . . .	8W-80-67
Headlamp Switch . . . . .	8W-80-68
Headlamp-Left . . . . .	8W-80-68
Headlamp-Right . . . . .	8W-80-68
Heated Seat Cushion-Driver . . . . .	8W-80-68
Heated Seat Cushion-Passenger . . . . .	8W-80-69
Heated Seat Switch-Driver . . . . .	8W-80-69
Heated Seat Switch-Passenger . . . . .	8W-80-69
Horn Switch . . . . .	8W-80-69
Horn-High Note . . . . .	8W-80-70
Horn-Low Note . . . . .	8W-80-70
Idle Air Control Motor (3.7L/4.7L) . . . . .	8W-80-70
Ignition Switch . . . . .	8W-80-70
Inlet Air Temperature Sensor . . . . .	8W-80-71
Input Speed Sensor (45RFE) . . . . .	8W-80-71
Instrument Cluster C1 . . . . .	8W-80-71
Instrument Cluster C2 . . . . .	8W-80-72
Instrument Cluster C3 . . . . .	8W-80-72
Intake Air Temperature Sensor (Gas) . . . . .	8W-80-73
Intake Air Temperature/Manifold Absolute Pressure Sensor (Diesel) . . . . .	8W-80-73
Integrated Power Module C1 . . . . .	8W-80-73
Integrated Power Module C2 . . . . .	8W-80-74
Integrated Power Module C3 . . . . .	8W-80-74
Integrated Power Module C4 . . . . .	8W-80-75
Integrated Power Module C5 . . . . .	8W-80-75
Integrated Power Module C6 . . . . .	8W-80-76
Integrated Power Module C7 . . . . .	8W-80-76
Knock Sensor (3.7L) . . . . .	8W-80-77
Knock Sensor-Left (5.7L) . . . . .	8W-80-77
Knock Sensor-Right (5.7L) . . . . .	8W-80-77
License Lamp-Left . . . . .	8W-80-77
License Lamp-Right . . . . .	8W-80-77
Lift Pump Motor (Diesel) . . . . .	8W-80-78
Line Pressure Sensor (NGC) . . . . .	8W-80-78
Lumbar Motor-Driver . . . . .	8W-80-78
Lumbar Motor-Passenger . . . . .	8W-80-78
Manifold Absolute Pressure Sensor (NGC) . . . . .	8W-80-79
Mode Door Actuator 1 (Panel To Floor) . . . . .	8W-80-79
Mode Door Actuator 2 (Defrost To Floor) . . . . .	8W-80-79
Multi-Function Switch . . . . .	8W-80-79
Natural Vacuum Leak Detection Assembly (NGC) . . . . .	8W-80-80
Output Speed Sensor (45RFE) . . . . .	8W-80-80
Output Speed Sensor (47RE) . . . . .	8W-80-80
Overhead Map/reading Lamp (Except Base) . . . . .	8W-80-80
Oxygen Sensor 1/1 Upstream (NGC) . . . . .	8W-80-81
Oxygen Sensor 1/2 Downstream (NGC) . . . . .	8W-80-81

<b>Component</b>	<b>Page</b>
Oxygen Sensor 2/1 Upstream (NGC) . . . . .	8W-80-81
Oxygen Sensor 2/2 Downstream (NGC) . . . . .	8W-80-81
Park/Turn Signal Lamp-Left Front . . . . .	8W-80-82
Park/Turn Signal Lamp-Right Front . . . . .	8W-80-82
Passenger Blend Door Actuator (Dual- Zone) . . . . .	8W-80-82
Passenger Lumbar Switch . . . . .	8W-80-82
Power Mirror-Left . . . . .	8W-80-82
Power Mirror-Right . . . . .	8W-80-83
Power Outlet . . . . .	8W-80-83
Power Outlet-Console (Except Base) . . . . .	8W-80-83
Power Seat Motor-Driver Front Vertical . . . . .	8W-80-83
Power Seat Motor-Driver Horizontal . . . . .	8W-80-84
Power Seat Motor-Driver Rear Vertical . . . . .	8W-80-84
Power Seat Motor-Passenger Front Vertical . . . . .	8W-80-84
Power Seat Motor-Passenger Horizontal . . . . .	8W-80-84
Power Seat Motor-Passenger Rear Vertical . . . . .	8W-80-84
Power Seat Switch-Driver . . . . .	8W-80-85
Power Seat Switch-Passenger . . . . .	8W-80-85
Power Steering Pressure Switch (NGC) . . . . .	8W-80-85
Power Window Circuit Breaker . . . . .	8W-80-86
Power Window Motor-Driver . . . . .	8W-80-86
Power Window Motor-Left Rear . . . . .	8W-80-86
Power Window Motor-Passenger . . . . .	8W-80-86
Power Window Motor-Right Rear . . . . .	8W-80-87
Power Window Switch-Left Rear . . . . .	8W-80-87
Power Window Switch-Passenger . . . . .	8W-80-87
Power Window Switch-Right Rear . . . . .	8W-80-87
Powertrain Control Module C1 (NGC) . . . . .	8W-80-88
Powertrain Control Module C2 (NGC) . . . . .	8W-80-89
Powertrain Control Module C3 (NGC) . . . . .	8W-80-90
Powertrain Control Module C4 (NGC) . . . . .	8W-80-91
Radio C1 (Except Infinity) . . . . .	8W-80-92
Radio C1 (Infinity) . . . . .	8W-80-92
Radio C2 . . . . .	8W-80-93
Recirculation Door Actuator . . . . .	8W-80-93
Remote Radio Switch-Left . . . . .	8W-80-93
Remote Radio Switch-Right . . . . .	8W-80-93
Seat Belt Switch-Driver . . . . .	8W-80-94
Seat Belt Tensioner Reducer (Standard Cab) . . . . .	8W-80-94
Seat Belt Tensioner-Driver . . . . .	8W-80-94
Seat Belt Tensioner-Passenger . . . . .	8W-80-94
Seat Heater Interface Module . . . . .	8W-80-94
Sentry Key Immobilizer Module (SKIM) . . . . .	8W-80-95
Side Impact Sensor-Left . . . . .	8W-80-95
Side Impact Sensor-Right . . . . .	8W-80-95
Speaker-Center Instrument Panel . . . . .	8W-80-95
Speaker-Left Front Door . . . . .	8W-80-95
Speaker-Left Instrument Panel . . . . .	8W-80-96
Speaker-Left Rear . . . . .	8W-80-96
Speaker-Right Front Door . . . . .	8W-80-96

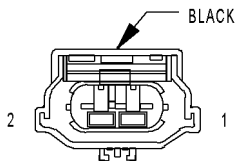
<b>Component</b>	<b>Page</b>	<b>Component</b>	<b>Page</b>
Speaker-Right Instrument Panel . . . . .	8W-80-96	Transfer Case Control Module C3 (Electric 4x4) . . . . .	8W-80-101
Speaker-Right Rear . . . . .	8W-80-96	Transfer Case Mode Sensor . . . . .	8W-80-101
Speed Control Servo (Diesel A/T/NGC) . . .	8W-80-97	Transfer Case Selector Switch . . . . .	8W-80-101
Speed Control Switch-Left (ETC) . . . . .	8W-80-97	Transfer Case Shift Motor . . . . .	8W-80-101
Speed Control Switch-Left (Except ETC) . . . . .	8W-80-97	Transmission Range Sensor . . . . .	8W-80-102
Speed Control Switch-Right (ETC) . . . . .	8W-80-97	Transmission Solenoid Assembly (48RE) . . . . .	8W-80-102
Speed Control Switch-Right (Except ETC) . . . . .	8W-80-97	Transmission Solenoid/TRS Assembly (NGC) . . . . .	8W-80-102
Tail/Stop/Turn Signal Lamp-Left . . . . .	8W-80-98	Vacuum Pump (Diesel) . . . . .	8W-80-103
Tail/Stop/Turn Signal Lamp-Right . . . . .	8W-80-98	Vistronic Fan Drive (Diesel) . . . . .	8W-80-103
Tailgate Lamp . . . . .	8W-80-98	Washer Fluid Level Switch . . . . .	8W-80-103
Throttle Position Sensor (3.7L) . . . . .	8W-80-98	Washer Pump Motor-Front . . . . .	8W-80-103
Throttle Position Sensor (4.7L) . . . . .	8W-80-99	Water In Fuel Sensor . . . . .	8W-80-103
Tow/haul Overdrive Switch . . . . .	8W-80-99	Wheel Speed Sensor-Left Front . . . . .	8W-80-104
Trailer Tow Connector . . . . .	8W-80-99	Wheel Speed Sensor-Rear . . . . .	8W-80-104
Trailer Tow Connector-Add On . . . . .	8W-80-99	Wheel Speed Sensor-Right Front . . . . .	8W-80-104
Transfer Case Control Module C1 (Electric 4x4) . . . . .	8W-80-100	Wiper Motor . . . . .	8W-80-104
Transfer Case Control Module C2 (Electric 4x4) . . . . .	8W-80-100		



4WD  
SWITCH  
(MANUAL TRANSFER CASE)

4WD SWITCH (MANUAL TRANSFER CASE) - 2 WAY

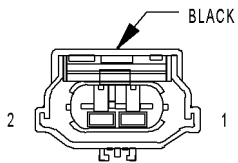
CAV	CIRCUIT	FUNCTION
1	K77 18BR/WT	TRANSFER CASE POSITION SENSOR INPUT
2	Z901 18BK	GROUND



A/C  
COMPRESSOR  
CLUTCH  
(DIESEL)

A/C COMPRESSOR CLUTCH (DIESEL) - BLACK 2 WAY

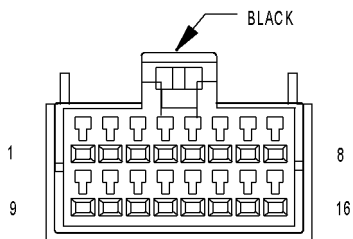
CAV	CIRCUIT	FUNCTION
1	C3 18DB/YL	A/C COMPRESSOR CLUTCH RELAY OUTPUT
2	Z816 18BK	GROUND



A/C  
COMPRESSOR  
CLUTCH  
(GAS)

A/C COMPRESSOR CLUTCH (GAS) - BLACK 2 WAY

CAV	CIRCUIT	FUNCTION
1	C3 20DB/YL	A/C CLUTCH RELAY OUTPUT
2	Z153 18BK/GY	GROUND

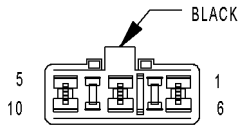


A/C  
HEATER  
CONTROL C1

A/C HEATER CONTROL C1 - BLACK 16 WAY

CAV	CIRCUIT	FUNCTION
1	F504 20GY/PK	FUSED IGNITION SWITCH OUTPUT (RUN)
2	Z24 18BK/OR	GROUND
3	C121 20DB/DG	SENSOR GROUND
4	C29 20DB	MODE DOOR 2 DRIVER
5	-	-
6	C21 20DB/LG	EVAPORATOR TEMPERATURE SENSOR SIGNAL
7	-	-
8	E16 20OR/GY	PANEL LAMPS DRIVER
9	C61 20DB/LG	BLEND DOOR DRIVER
10	C801 20DB/OR	MODE DOOR 1 DRIVER
11	C34 20DB/LB	COMMON DOOR DRIVER
12	C32 20DB/TN	RECIRCULATION DOOR DRIVER
13	C33 20LB/BR (DUAL ZONE)	PASSENGER BLEND DOOR DRIVER
14	-	-
15	C110 20DB/LB	DEFOGGER RELAY CONTROL
16	D25 20WT/VT	PCI BUS

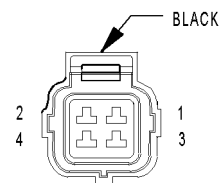




A/C  
HEATER  
CONTROL C2

A/C HEATER CONTROL C2 - BLACK 10 WAY

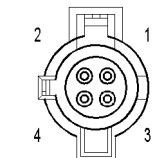
CAV	CIRCUIT	FUNCTION
1	-	-
2	C71 16DB/BR	BLOWER MOTOR LOW DRIVER
3	C73 14DB/VT	BLOWER MOTOR M2 DRIVER
4	-	-
5	Z134 10BK/LG	GROUND
6	-	-
7	C72 16DB/OR	BLOWER MOTOR M1 DRIVER
8	-	-
9	-	-
10	C70 10DB/YL	BLOWER MOTOR HIGH DRIVER



A/C PRESSURE  
TRANSDUCER  
(DIESEL)

A/C PRESSURE TRANSDUCER (DIESEL) - BLACK 4 WAY

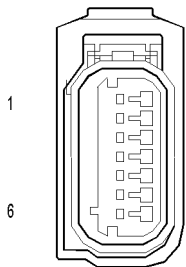
CAV	CIRCUIT	FUNCTION
1	K916 18BR/OR	SENSOR GROUND
2	F855 18PK/YL	5 VOLT SUPPLY
3	C918 18BK/LB	A/C PRESSURE SENSOR GROUND
4	-	-



A/C  
PRESSURE  
TRANSDUCER  
(NGC)

A/C PRESSURE TRANSDUCER (NGC) - 4 WAY

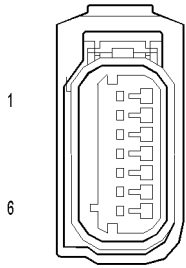
CAV	CIRCUIT	FUNCTION
1	K900 18DB/DG	SENSOR GROUND
2	F855 18PK/YL	5 VOLT SUPPLY
3	C918 18BK/LB	A/C PRESSURE SIGNAL
4	-	-



ACCELERATOR  
PEDAL  
POSITION  
SENSOR  
(5.7L)

ACCELERATOR PEDAL POSITION SENSOR (5.7L) - 6 WAY

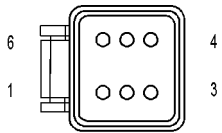
CAV	CIRCUIT	FUNCTION
1	K29 20WT/BR	APPS NO. 2 SIGNAL
2	F856 20YL/PK	5 VOLT SUPPLY
3	F855 20PK/YL	5 VOLT SUPPLY
4	K400 20BR/VT	APPS NO.2 RETURN
5	K23 20BR/WT	APPS NO. 1 SIGNAL
6	K167 20BR/YL	APPS NO.1 RETURN



ACCELERATOR  
PEDAL  
POSITION  
SENSOR  
(DIESEL M/T)

ACCELERATOR PEDAL POSITION SENSOR (DIESEL M/T) - 6 WAY

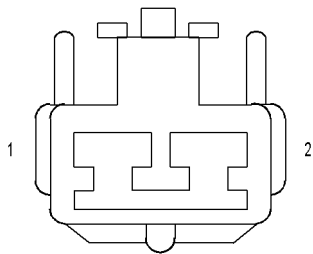
CAV	CIRCUIT	FUNCTION
1	K29 20WT/BR	APPS NO. 2 SIGNAL
2	K854 20VT/BR	APPS NO. 2 5 VOLT SUPPLY
3	K852 20BR/LB	APPS NO. 1 5 VOLT SUPPLY
4	K400 20BR/VT	APPS NO. 2 RETURN
5	K23 20BR/WT	APPS NO. 1 SIGNAL
6	K167 20BR/YL	APPS NO. 1 RETURN



ACCELERATOR  
PEDAL POSITION  
SENSOR  
(DIESEL A/T)

ACCELERATOR PEDEL POSITION SENSOR (DIESEL A/T) - 6 WAY

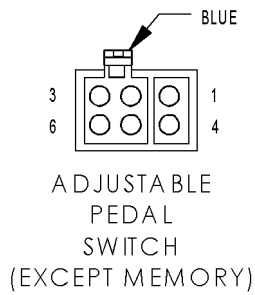
CAV	CIRCUIT	FUNCTION
1	K914 18RD/WT	SENSOR GROUND
2	K556 18OR/BR	NOT IDLE SWITCH
3	K22 18BR/WT	TP SIGNAL
4	K922 18LG/OR	THROTTLE POSITION SENSOR RETURN
5	K851 18VT/PK	5-VOLT SUPPLY
6	K565 18OR	IDLE SWITCH



ADJUSTABLE  
PEDAL  
MOTOR  
(EXCEPT MEMORY)

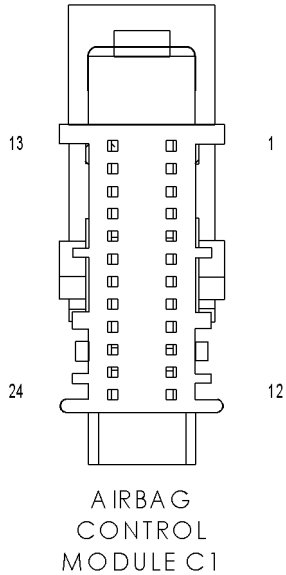
ADJUSTABLE PEDAL MOTOR (EXCEPT MEMORY) - 2 WAY

CAV	CIRCUIT	FUNCTION
1	P206 18LG/LB	ADJUSTABLE PEDALS MOTOR REVERSE
2	P205 18LG/WT	ADJUSTABLE PEDALS MOTOR FORWARD



ADJUSTABLE PEDAL SWITCH (EXCEPT MEMORY) - BLUE 6 WAY

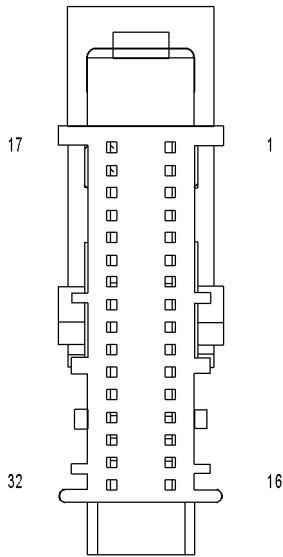
CAV	CIRCUIT	FUNCTION
1	P206 18LG/LB	ADJUSTABLE PEDALS MOTOR REVERSE
2	A72 18RD/OR	ADJUSTABLE PEDAL RELAY OUTPUT
3	-	-
4	Z146 18BK	GROUND
5	F504 20GY/PK	FUSED IGNITION SWITCH OUTPUT (RUN)
6	P205 18LG/WT	ADJUSTABLE PEDALS MOTOR FORWARD



AIRBAG CONTROL MODULE C1 - 24 WAY

CAV	CIRCUIT	FUNCTION
1	-	-
2	-	-
3	D25 20WT/VT	PCI BUS
4	-	-
5	Z104 18BK/LG	GROUND
6	G104 20VT/GY	PASSENGER AIRBAG INDICATOR DRIVER
7	R104 20LB/LG	PASSENGER AIRBAG MUX SWITCH RETURN
8	R106 20LG/LB	PASSENGER AIRBAG MUX SWITCH SENSE
9	-	-
10	-	-
11	-	-
12	-	-
13	-	-
14	-	-
15	-	-
16	-	-
17	R43 20LG/BR	DRIVER SQUIB 1 LINE 1
18	R45 20LG/OR	DRIVER SQUIB 1 LINE 2
19	R44 20LB/OR	PASSENGER SQUIB 1 LINE 2
20	R42 20LB/BR	PASSENGER SQUIB 1 LINE 1
21	R61 20LG/VT	DRIVER SQUIB 2 LINE 1
22	R63 20LG/WT	DRIVER SQUIB 2 LINE 2
23	R64 20LB/WT	PASSENGER SQUIB 2 LINE 1
24	R62 20LB/VT	PASSENGER SQUIB 2 LINE 2

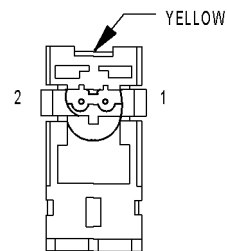




AIRBAG CONTROL MODULE C2

AIRBAG CONTROL MODULE C2 - 32 WAY

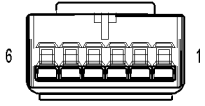
CAV	CIRCUIT	FUNCTION
1	-	-
2	-	-
3	-	-
4	-	-
5	-	-
6	-	-
7	-	-
8	-	-
9	R53 20LG/YL	DRIVER SEAT BELT TENSIONER LINE 2
10	R55 20LG/DG	DRIVER SEAT BELT TENSIONER LINE 1
11	R56 20LB/DG	PASSENGER SEAT BELT TENSIONER LINE 1
12	R54 20LB/YL	PASSENGER SEAT BELT TENSIONER LINE 2
13	R1 18LB/WT (LIGHT DUTY)	LEFT CURTAIN SQUIB 1 LINE 2
14	R3 18LB/OR (LIGHT DUTY)	LEFT CURTAIN SQUIB 1 LINE 1
15	R4 18OR/LB (LIGHT DUTY)	RIGHT CURTAIN SQUIB 1 LINE 1
16	R2 18WT/LB (LIGHT DUTY)	RIGHT CURTAIN SQUIB 1 LINE 2
17	F201 18PK/OR	FUSED IGNITION SWITCH OUTPUT (RUN-START)
18	F100 18PK/VT	FUSED IGNITION SWITCH OUTPUT (RUN)
19	-	-
20	-	-
21	-	-
22	-	-
23	-	-
24	-	-
25	-	-
26	-	-
27	R14 20TN/LG (LIGHT DUTY)	RIGHT SIDE IMPACT SENSOR 1 SIGNAL
28	R16 20BR/LG (LIGHT DUTY)	RIGHT SIDE IMPACT SENSOR 1 GROUND
29	R15 20LG/BR (LIGHT DUTY)	LEFT SIDE IMPACT SENSOR 1 GROUND
30	R13 20LG/TN (LIGHT DUTY)	LEFT SIDE IMPACT SENSOR 1 SIGNAL
31	-	-
32	-	-



AIRBAG-LEFT CURTAIN

AIRBAG-LEFT CURTAIN - YELLOW 2 WAY

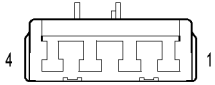
CAV	CIRCUIT	FUNCTION
1	R3 18LB/OR	LEFT CURTAIN SQUIB 1 LINE 1
2	R1 18LB/WT	LEFT CURTAIN SQUIB 1 LINE 2



AIRBAG-PASSENGER ON/OFF SWITCH

AIRBAG-PASSENGER ON/OFF SWITCH - 6 WAY

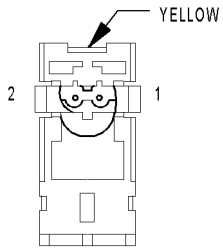
CAV	CIRCUIT	FUNCTION
1	R106 20LG/LB	PASSENGER AIRBAG MUX SWITCH SENSE
2	R104 20LB/LG	PASSENGER AIRBAG MUX SWITCH RETURN
3	G104 20VT/GY	PASSENGER AIRBAG INDICATOR DRIVER
4	F201 18PK/OR	FUSED IGNITION SWITCH OUTPUT (RUN-START)
5	-	-
6	-	-



AIRBAG-PASSENGER SQUIB

AIRBAG-PASSENGER SQUIB - 4 WAY

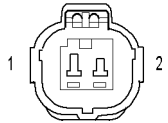
CAV	CIRCUIT	FUNCTION
1	R44 20LB/OR	PASSENGER SQUIB 1 LINE 2
2	R42 20LB/BR	PASSENGER SQUIB 1 LINE 1
3	R64 20LB/WT	PASSENGER SQUIB 2 LINE 1
4	R62 20LB/VT	PASSENGER SQUIB 2 LINE 2



AIRBAG-RIGHT CURTAIN

AIRBAG-RIGHT CURTAIN - YELLOW 2 WAY

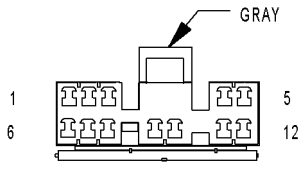
CAV	CIRCUIT	FUNCTION
1	R4 18OR/LB	RIGHT CURTAIN SQUIB 1 LINE 1
2	R2 18WT/LB	RIGHT CURTAIN SQUIB 1 LINE 2



AMBIENT TEMPERATURE SENSOR

AMBIENT TEMPERATURE SENSOR - 2 WAY

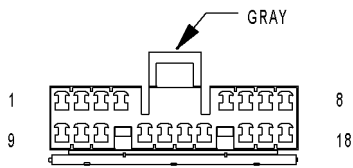
CAV	CIRCUIT	FUNCTION
1	G31 20VT/LG	AAT SIGNAL
2	K900 20DB/DG	SENSOR GROUND



AMPLIFIER  
AUDIO C1  
(PREMIUM)

AMPLIFIER AUDIO C1 (PREMIUM) - GRAY 12 WAY

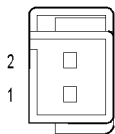
CAV	CIRCUIT	FUNCTION
1	X53 20DG	LEFT FRONT SPEAKER (+)
2	X55 20DG/BR	LEFT FRONT SPEAKER (-)
3	X57 20DG/OR	LEFT REAR SPEAKER (-)
4	Z513 18BK	GROUND
5	X11 20DG	RADIO 12 VOLT OUTPUT
6	X56 20GY/BR	RIGHT FRONT SPEAKER (-)
7	X54 20GY	RIGHT FRONT SPEAKER (+)
8	X51 20DG/DB	LEFT REAR SPEAKER (+)
9	X58 20GY/OR	RIGHT REAR SPEAKER (-)
10	X52 20GY/DB	RIGHT REAR SPEAKER (+)
11	Z907 18BK	GROUND
12	D25 20WT/VT	PCI BUS



AMPLIFIER  
AUDIO C2  
(PREMIUM)

AMPLIFIER AUDIO C2 (PREMIUM) - GRAY 18 WAY

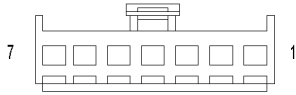
CAV	CIRCUIT	FUNCTION
1	A116 18YL/RD	FUSED B(+)
2	-	-
3	-	-
4	X295 18GY/DG	LEFT REAR SPEAKER (-)
5	X154 18GY/YL	RIGHT FRONT DOOR SPEAKER (+)
6	X153 18DG/YL	LEFT FRONT DOOR SPEAKER (+)
7	X208 18GY/DG	RIGHT INSTRUMENT PANEL SPEAKER (+)
8	X299 18GY/YL	LEFT INSTRUMENT PANEL SPEAKER (-)
9	A116 18YL/RD	FUSED B(+)
10	-	-
11	-	-
12	X205 18GY/LG	LEFT REAR SPEAKER (+)
13	X296 18DG/GY	RIGHT REAR SPEAKER (-)
14	X206 18DG/LG	RIGHT REAR SPEAKER (+)
15	X156 18GY/LB	RIGHT FRONT DOOR SPEAKER (-)
16	X155 18DG/LB	LEFT FRONT DOOR SPEAKER (-)
17	X298 18GY/LG	RIGHT INSTRUMENT PANEL SPEAKER (-)
18	X209 18GY/OR	LEFT INSTRUMENT PANEL SPEAKER (+)



ASHTRAY  
LAMP

ASHTRAY LAMP - 2 WAY

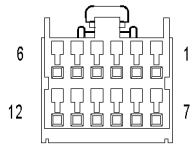
CAV	CIRCUIT	FUNCTION
1	L70 18WT/GY	FUSED PARK LAMP RELAY OUTPUT
2	Z923 18BK	GROUND



AUTOMATIC  
DAY/NIGHT  
MIRROR C1  
(EXCEPT BASE)

AUTOMATIC DAY/NIGHT MIRROR C1 (EXCEPT BASE) - 7 WAY

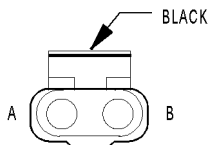
CAV	CIRCUIT	FUNCTION
1	F21 20PK/DG	FUSED IGNITION SWITCH OUTPUT (RUN-START)
2	Z13 20BK/WT	GROUND
3	L1 20WT/LG	BACKUP LAMP FEED
4	-	-
5	-	-
6	-	-
7	-	-



AUTOMATIC  
DAY/NIGHT  
MIRROR C2  
(TELEMATICS)

AUTOMATIC DAY/NIGHT MIRROR C2 (TELEMATICS) - 12 WAY

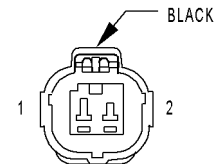
CAV	CIRCUIT	FUNCTION
1	-	-
2	-	-
3	-	-
4	X722 20LB/DG	MICROPHONE 2 IN (+)
5	X735 20BR	HANDSFREE MICROPHONE SHIELD
6	X712 20DG/LB	MICROPHONE 1 IN (+)
7	X793 20DG/YL	HANDSFREE MICROPHONE HSD FEED
8	-	-
9	X730 20GY/YL	VOICE RECOGNITION/PHONE SWITCH SIGNAL
10	-	-
11	X835 20OR/GY	SENSOR GROUND
12	X792 20LB/DG	MICROPHONE IN (-)



BACKUP  
LAMP  
SWITCH

BACKUP LAMP SWITCH - BLACK 2 WAY

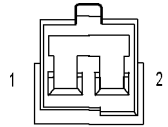
CAV	CIRCUIT	FUNCTION
A	L1 18WT/LG	BACKUP LAMP FEED
B	L10 18WT/GY	FUSED IGNITION SWITCH OUTPUT (RUN)



BATTERY  
TEMPERATURE  
SENSOR

BATTERY TEMPERATURE SENSOR - BLACK 2 WAY

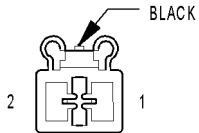
CAV	CIRCUIT	FUNCTION
1	K25 18DB/VT	BATT TEMP SIGNAL
2	K900 20DB/DG	SENSOR GROUND



BLEND  
DOOR  
ACTUATOR  
(SINGLE ZONE)

BLEND DOOR ACTUATOR (SINGLE ZONE) - 2 WAY

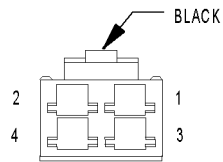
CAV	CIRCUIT	FUNCTION
1	C34 20DB/LB	COMMON DOOR DRIVER
2	C61 20DB/LG	BLEND DOOR DRIVER



BLOWER  
MOTOR

BLOWER MOTOR - BLACK 2 WAY

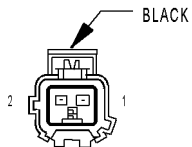
CAV	CIRCUIT	FUNCTION
1	C70 10DB/YL	BLOWER MOTOR HIGH DRIVER
2	C7 10DB	BLOWER MOTOR FEED



BLOWER MOTOR  
RESISTOR BLOCK

BLOWER MOTOR RESISTOR BLOCK - BLACK 4 WAY

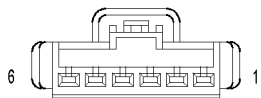
CAV	CIRCUIT	FUNCTION
1	C72 16DB/OR	BLOWER MOTOR M1 DRIVER
2	C70 12DB/YL	BLOWER MOTOR HIGH DRIVER
3	C71 16DB/BR	BLOWER MOTOR LOW DRIVER
4	C73 14DB/VT	BLOWER MOTOR M2 DRIVER



BRAKE FLUID  
LEVEL  
SWITCH

BRAKE FLUID LEVEL SWITCH - BLACK 2 WAY


CAV	CIRCUIT	FUNCTION
1	B20 20DG/OR	BRAKE FLUID LEVEL SWITCH SENSE
2	Z420 20BK/OR	GROUND



BRAKE  
LAMP  
SWITCH

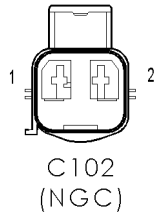
BRAKE LAMP SWITCH - 6 WAY

CAV	CIRCUIT	FUNCTION
1	A103 18GY/RD	FUSED B(+)
2	L50 18WT/TN	BRAKE LAMP SWITCH OUTPUT
3	V30 20VT/WT	S/C BRAKE SWITCH OUTPUT
3	V30 20VT/WT (5.7L)	FUSED IGNITION SWITCH (RUN-START)
4	V32 20VT/YL	SPEED CONTROL SUPPLY
4	V32 20VT/YL (5.7L)	BRAKE SWITCH NO. 2 SIGNAL
5	Z429 20BK/OR	GROUND
6	B29 20DG/WT	BRAKE SWITCH SIGNAL
6	B29 20DG/WT (5.7L)	BRAKE SWITCH NO. 1 SIGNAL



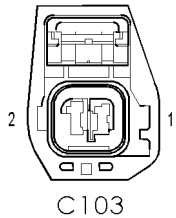
BRAKE TRANSMISSION SHIFT INTERLOCK SOLENOID - BLACK 2 WAY

CAV	CIRCUIT	FUNCTION
1	K32 18DB/YL	BRAKE TRANSMISSION SHIFT INTERLOCK SOLENOID CONTROL
2	Z101 18BK/VT	GROUND



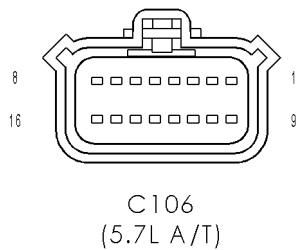
C102 (NGC) - (AMBIENT TEMPERATURE SENSOR SIDE)

CAV	CIRCUIT
1	G31 20VT/LG
2	K900 20DB/DG



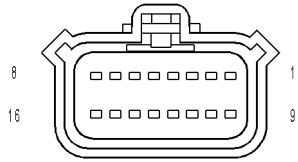
C103 - (HEADLAMP AND DASH SIDE)

CAV	CIRCUIT
1	Z470 20BK/LB
2	A114 18GY/RD



C106 (5.7L A/T) - (ENGINE SIDE)

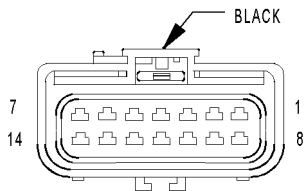
CAV	CIRCUIT
1	K11 18BR/YL
2	K12 18BR/DB
3	K13 18BR/LB
4	K14 18BR/TN
5	K38 18BR/OR
6	K58 18BR/VT
7	K26 18BR/YL
8	K28 18BR/LB
9	K19 18DB/DG
10	K17 18DB/TN
11	K18 18DB/OR
12	K15 18DB/GY
13	K16 18DB/YL
14	K10 18DB/OR
15	K97 18BR
16	K98 18DB/YL



C106  
(5.7L A/T)

C106 (5.7L A/T) - (INTAKE AIR FUEL MODULE SIDE)

CAV	CIRCUIT
1	K11 18BR/YL
2	K12 18BR/DB
3	K13 18BR/LB
4	K14 18BR/TN
5	K38 18BR/OR
6	K58 18BR/VT
7	K26 18BR/YL
8	K28 18BR/LB
9	K19 18DB/DG
10	K17 18DB/TN
11	K18 18DB/OR
12	K15 18DB/GY
13	K16 18DB/YL
14	K10 18DB/OR
15	K97 18BR
16	K98 18DB/YL

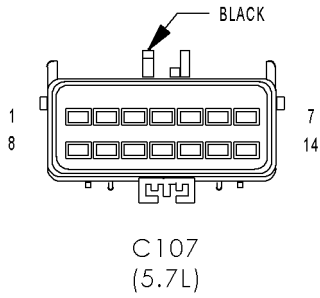


C107  
(5.7L)

C107 (5.7L) - BLACK (ENGINE SIDE)

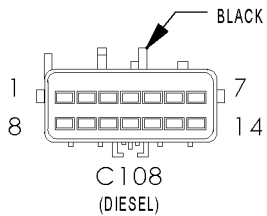
CAV	CIRCUIT
1	K900 18DB/DG
2	K1 18VT/BR
3	K21 18DB/LG
4	K922 18BR/DB
5	F856 18YL/PK
6	K447 18TN/YL
7	K342 16BR/WT
8	F855 18PK/YL
9	K2 18VT/OR
10	K122 18BR/DG
11	K22 18BR/OR
12	-
13	K448 18TN/OR
14	K342 16BR/WT





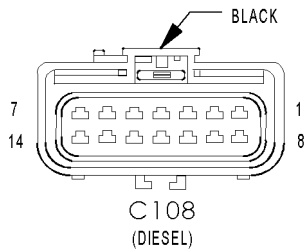
C107 (5.7L) - BLACK (INTAKE AIR FUEL MODULE SIDE)

CAV	CIRCUIT
1	K900 18DB/DG
2	K1 18VT/BR
3	K21 18DB/LG
4	K922 18BR/DB
5	F856 18YL/PK
6	K447 18TN/YL
7	K342 16BR/WT
8	F855 18PK/YL
9	K2 18VT/OR
10	K122 18BR/DG
11	K22 18BR/OR
12	-
13	K448 18TN/OR
14	K342 16BR/WT



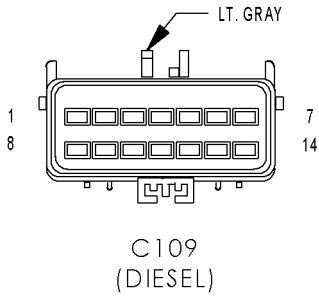
C108 (DIESEL) - BLACK (ENGINE SIDE)

CAV	CIRCUIT
1	B22 18DG/YL
2	C13 18LB/OR
3	A961 14RD
4	K25 18DB/VT
5	N4 18DB/WT
6	D25 18WT/VT
7	-
8	V32 18VT/YL (M/T)
9	K174 18BR/YL
10	-
11	K176 18BR/OR
12	K23 18BR/WT (M/T)
13	K852 18BR/VT (M/T)
14	K167 18BR/YL (M/T)



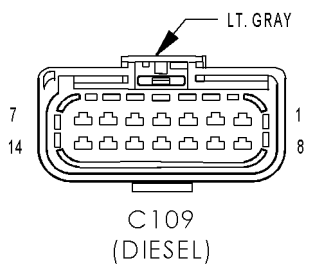
C108 (DIESEL) - BLACK (TRANSMISSION SIDE)

CAV	CIRCUIT
1	B22 20DG/YL
2	C13 20LB/OR
3	A961 14RD
4	K25 18DB/VT
5	N4 18DB/WT
6	D25 20WT/VT
7	-
8	V32 20VT/YL (M/T)
9	K174 18BR/YL
10	-
11	K176 18BR/OR
12	K23 20BR/WT (M/T)
13	K852 20BR/LB (M/T)
14	K167 20BR/YL (M/T)



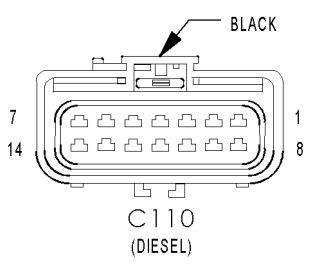
C109 (DIESEL) - LT GRAY (ENGINE SIDE)

CAV	CIRCUIT
1	V35 18VT/OR
2	V32 18VT/YL
3	T41 18YL/DB
4	T6 18DG
5	T118 18DG
6	T9 18DG/TN
7	-
8	T38 18YL/BR
9	T75 18YL/LB
10	T54 18DG/OR
11	T515 18YL/DB
12	V36 18VT/YL
13	T14 18DG/BR
14	T13 18DG/VT



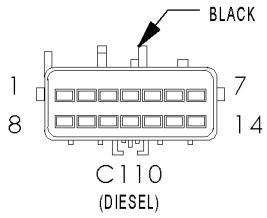
C109 (DIESEL) - LT GRAY (TRANSMISSION SIDE)

CAV	CIRCUIT
1	V35 20VT/OR
2	V32 20VT/YL
3	T41 20YL/DB
4	T6 20DG
5	T118 18DG
6	T9 18DG/TN
7	-
8	T38 18YL/BR
9	T75 18YL/LB
10	T54 18DG/OR
11	T515 20YL/DB
12	V36 20VT/YL
13	T14 18DG/BR
14	T13 18DG/VT



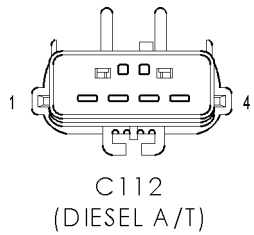
C110 (DIESEL) - BLACK (ENGINE SIDE)

CAV	CIRCUIT
1	C3 18DB/YL
2	B29 18DG/WT
3	-
4	K900 18DB/DG
5	V37 18VT
6	K160 18BR/OR
7	K161 18BR/LB
8	F856 18YL/PK
9	D20 18WT/LG
10	D21 18WT/BR
10	D21 18PK
11	F202 18PK/GY
12	K29 18WT/BR (M/T)
13	K854 18VT/BR (M/T)
14	K400 18BR/VT (M/T)



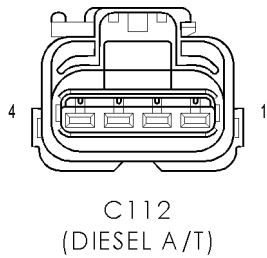
C110 (DIESEL) - BLACK (TRANSMISSION SIDE)

CAV	CIRCUIT
1	C3 20DB/YL
2	B29 20DG/WT
3	-
4	K900 20DB/DG
5	V37 20VT
6	K160 18BR/OR
7	K161 18BR/LB
8	F856 18YL/PK
9	D20 20WT/LG
10	D21 20WT/BR
11	F202 20PK/GY
12	K29 20WT/BR (M/T)
13	K854 20VT/BR (M/T)
14	K400 20BR/VT (M/T)



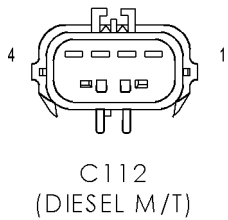
C112 (DIESEL A/T) - (ENGINE SIDE)

CAV	CIRCUIT
1	C3 18DB/YL
2	A961 14RD
3	K615 18VT/WT
4	K616 18BR/YL



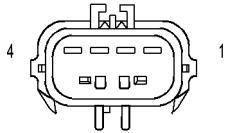
C112 (DIESEL A/T) - (TRANSMISSION SIDE)

CAV	CIRCUIT
1	C3 18DB/YL
2	A961 14RD
3	K615 18VT/WT
4	K616 18BR/YL



C112 (DIESEL M/T) - (ENGINE SIDE)

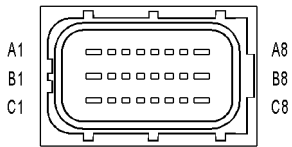
CAV	CIRCUIT
1	C3 18DB/YL
2	A961 14RD
3	K615 18BR/WT
4	K616 18BR/YL
5	K167 18BR/YL
6	K23 18BR/WT
7	K852 18BR/VT
8	K29 18WT/BR



C112  
(DIESEL M/T)

C112 (DIESEL M/T) - (TRANSMISSION SIDE)

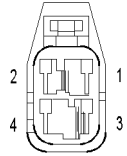
CAV	CIRCUIT
1	C3 18DB/YL
2	A961 14RD
3	K615 18BR/WT
4	K616 18BR/YL
5	K167 18BR/YL
6	K23 18BR/WT
7	K852 18BR/VT
8	K29 18WT/BR



C130  
(DIESEL)

C130 (DIESEL) - (TRANSMISSION SIDE)

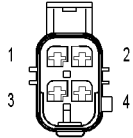
CAV	CIRCUIT
A1	-
A2	C3 20DB/YL
A3	T41 20YL/DB (A/T)
A4	K400 20BR/VT (M/T)
A5	K900 20DB/DG
A6	K29 20WT/BR (M/T)
A7	K852 20BR/LB (M/T)
A8	Z901 18BK (MANUAL TRANSFER CASE)
B1	T16 18YL/OR (A/T)
B2	L1 18WT/LG
B3	L10 18WT/GY
B4	F202 20PK/GY
B5	B22 20DG/YL
B6	T515 20YL/DB (A/T)
B7	K77 18BR/WT (MANUAL TRANSFER CASE)
B8	N4 18DB/WT
C1	K174 18BR/YL
C2	C13 20LB/OR
C3	D25 20WT/VT
C4	K854 20VT/BR (M/T)
C5	K167 20BR/YL (M/T)
C6	K23 20BR/WT (M/T)
C7	T6 20DG (A/T)
C8	K176 18BR/OR



C131  
(3.7L/4.7L  
EXCEPT ELECTRONIC  
TRANSFER CASE)

C131 (3.7L/4.7L EXCEPT ELECTRONIC TRANSFER CASE) - (HEADLAMP AND DASH SIDE)

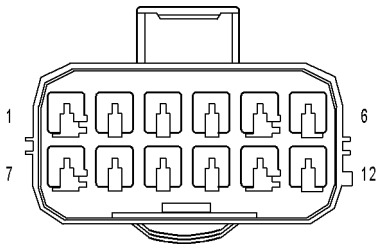
CAV	CIRCUIT
1	D20 20WT/LG
2	D21 20WT/BR
3	-
4	-



C131  
(3.7L/4.7L  
EXCEPT ELECTRONIC  
TRANSFER CASE)

C131 (3.7L/4.7L EXCEPT ELECTRONIC TRANSFER CASE) - DK GRAY (ENGINE SIDE)

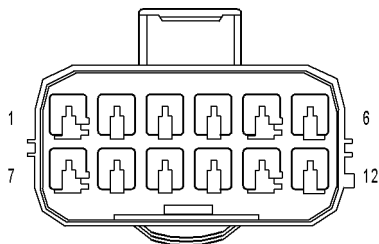
CAV	CIRCUIT
1	D20 18WT/LG
2	D21 18WT/BR
3	-
4	-



C131  
(4.7L ELECTRONIC  
TRANSFER CASE)

C131 (4.7L ELECTRONIC TRANSFER CASE) - (ENGINE SIDE)

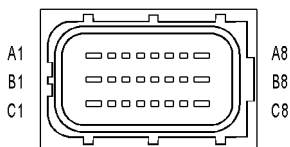
CAV	CIRCUIT
1	T316 16YL/GY
2	D200 20WT/LG
3	T313 20YL/LG
4	D202 20WT/VT
5	T885 20YL/GY
6	D201 20WT/DG
7	D203 20WT/BR
8	T315 16YL/BR
9	D20 18WT/LG (4.7L)
10	D21 18WT/BR (4.7L)
11	
12	



C131  
(4.7L ELECTRONIC  
TRANSFER CASE)

C131 (4.7L ELECTRONIC TRANSFER CASE) -  
(HEADLAMP AND DASH SIDE)

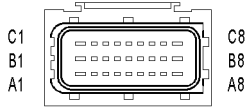
CAV	CIRCUIT
1	T316 16YL/GY
2	D200 20WT/LG
3	T313 20YL/LG
4	D202 20WT/VT
5	T885 20YL/GY
6	D201 20WT/DG
7	D203 20WT/BR
8	T315 16YL/BR
9	D20 20WT/LG (4.7L)
10	D21 20WT/BR (4.7L)
11	
12	



C131  
(5.7L/DIESEL)

C131 (5.7L/DIESEL) - GRAY (ENGINE SIDE)

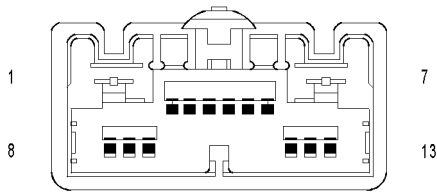
CAV	CIRCUIT
A1	T316 16YL/GY (ELECTRONIC TRANSFER CASE)
A2	D200 20WT/LG (ELECTRONIC TRANSFER CASE)
A3	T313 20YL/LG (ELECTRONIC TRANSFER CASE)
A4	D202 20WT/VT (ELECTRONIC TRANSFER CASE)
A5	T885 20YL/GY (ELECTRONIC TRANSFER CASE)
A6	D201 20WT/DG (ELECTRONIC TRANSFER CASE)
A7	D203 20WT/BR (ELECTRONIC TRANSFER CASE)
A8	T315 16YL/BR (ELECTRONIC TRANSFER CASE)
B1	-
B2	D20 20WT/LG
B3	D21 20WT/BR
B4	V32 20VT/YL (DIESEL)
B5	T117 20DG/YL (DIESEL A/T)
B6	V36 20VT/YL (DIESEL A/T)
B7	T917 20YL/TN (DIESEL A/T)
B8	-
C1	A961 14RD (DIESEL)
C2	B22 20DG/WT (5.7L)
C3	F855 18PK/YL (5.7L)
C3	B29 20DG/WT (DIESEL)
C4	F856 18YL/PK (5.7L)
C5	K160 18BR/OR (DIESEL)
C6	K161 18BR/LB (DIESEL)
C7	V37 20VT (DIESEL)
C8	K25 18DB/VT (DIESEL)



C131  
(5.7L/DIESEL)

C131 (5.7L/DIESEL) - GRAY (HEADLAMP AND DASH SIDE)

CAV	CIRCUIT
A1	T316 16YL/GY (ELECTRONIC TRANSFER CASE)
A2	D200 20WT/LG (ELECTRONIC TRANSFER CASE)
A3	T313 20YL/LG (ELECTRONIC TRANSFER CASE)
A4	D202 20WT (ELECTRONIC TRANSFER CASE)
A5	T885 20YL/GY (ELECTRONIC TRANSFER CASE)
A6	D201 20WT/DG (ELECTRONIC TRANSFER CASE)
A7	D203 20WT/BR (ELECTRONIC TRANSFER CASE)
A8	T315 16YL/BR (ELECTRONIC TRANSFER CASE)
B1	-
B2	D20 20WT/LG
B3	D21 20WT/BR
B4	V32 20VT/YL (DIESEL)
B5	T117 20DG/YL (DIESEL A/T)
B6	V36 20VT/YL (DIESEL A/T)
B7	T917 20YL/TN (DIESEL A/T)
B8	-
C1	A961 14RD (DIESEL)
C2	B22 20DG/WT (5.7L)
C2	V35 20VT/OR (DIESEL A/T)
C3	F855 20PK/YL (5.7L)
C3	B29 20DG/WT (DIESEL)
C4	F856 20YL/PK (5.7L)
C4	F856 18YL/PK (DIESEL)
C5	K160 18BR/OR (DIESEL)
C6	K161 18BR/LB (DIESEL)
C7	V37 20VT (DIESEL)
C8	K25 18DB/VT (DIESEL)

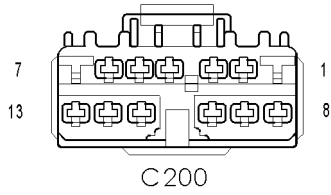


C200

C200 - (HVAC SIDE)

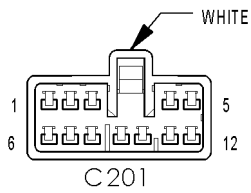
CAV	CIRCUIT
1	C70 10DB/YL
2	C34 20DB/LB
3	C71 16DB/BR
4	C32 20DB/TN
5	C73 14DB/VT
6	C72 16DB/OR
7	C7 10DB
8	C29 20DB
9	C21 20DB/LG (EXCEPT BASE A/C)
10	C121 20DB/DG
11	C33 20LB/BR
12	C61 20DB/LG
12	C33 20LB/BR (DUAL ZONE)
13	C801 20DB/OR





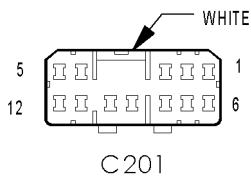
C200 - (I/P SIDE)

CAV	CIRCUIT
1	C70 10DB/YL
2	C34 20DB/LB
3	C71 16DB/BR
4	C32 20DB/TN
5	C73 14DB/VT
6	C72 16DB/OR
7	C7 10DB
8	C29 20DB
9	C21 20DB/LG
10	C121 20DB/DG
11	C61 20DB/LG
12	C33 20LB/BR (SLT)
13	C801 20DB/OR



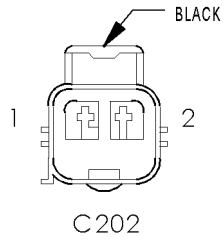
C201 - WHITE (HEADLINER SIDE)

CAV	CIRCUIT
1	D25 20WT/VT (PREMIUM)
2	Z13 20BK/WT (PREMIUM)
3	L50 20WT/TN
4	Z350 20BK/TN
5	A919 20RD (PREMIUM)
6	F21 20PK/DG (PREMIUM)
7	L14 20WT/TN
8	Z964 20BK
9	M20 20YL/LB
10	M22 20YL/OR (PREMIUM)
11	L1 20WT/LG (PREMIUM)
12	M288 20YL/GY (PREMIUM)



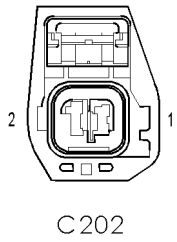
C201 - WHITE (I/P SIDE)

CAV	CIRCUIT
1	D25 20WT/VT (PREMIUM)
2	Z13 18BK/WT
3	L50 18WT/TN
4	Z350 18BK/TN
5	A919 20RD (PREMIUM)
6	F21 20PK/DG
7	L14 20WT/TN
8	Z964 18BK
9	M20 20YL/LB
10	M22 20YL/OR
11	L1 20WT/LG
12	M288 18YL/GY



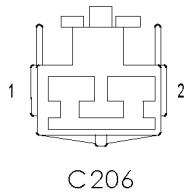
C202 - BLACK (FRONT FASCIA SIDE)

CAV	CIRCUIT
1	L89 18WT/YL
2	Z926 18BK



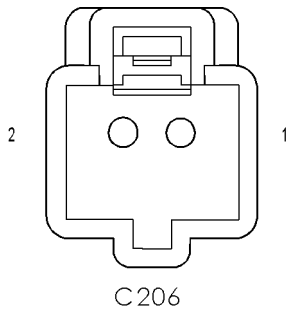
C202 - BLACK (HEADLAMP AND DASH SIDE)

CAV	CIRCUIT
1	L89 18WT/YL
2	Z926 18BK



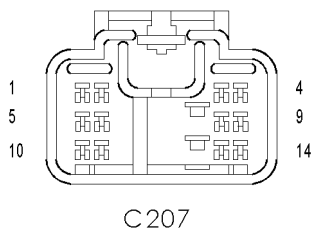
C206 - (CLEARANCE LAMPS SIDE)

CAV	CIRCUIT
1	L70 20WT/GY
2	Z946 20BK



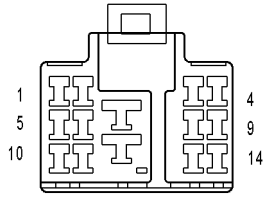
C206 - (I/P SIDE)

CAV	CIRCUIT
1	L70 18WT/GY
2	Z946 18BK



C207 - (HEADLAMP AND DASH SIDE)

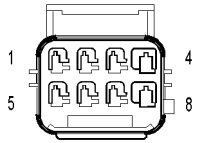
CAV	CIRCUIT
1	A34 16RD/WT
2	E11 20OR/DB
3	F21 20PK/DG
4	T315 16YL/BR
5	D25 20VT/DB
6	T885 20YL/GY
7	D200 20WT/LG
8	T316 16YL/GY
9	D202 20WT/VT
10	D201 20WT/DG
11	T41 20YL/DB
12	T313 20YL/LG
13	D203 20WT/BR
14	Z905 16BK



C207

C207 - (TRANSFER CASE CONTROL MODULE SIDE)

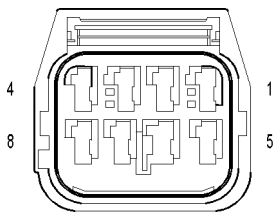
CAV	CIRCUIT
1	A34 16RD/WT
2	E11 20OR/DB
3	F21 20PK/DG
4	T315 16YL/BR
5	D25 20VT/DB
6	T885 20YL/GY
7	D200 20WT/LG
8	T316 16YL/GY
9	D202 20WT/VT
10	D201 20WT/DG
11	T41 20YL/DB
12	T313 20YL/LG
13	D203 20WT/BR
14	Z905 16BK



C216

C216 - (CHASSIS SIDE)

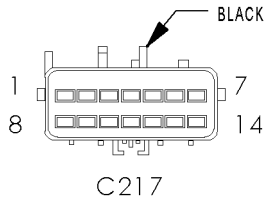
CAV	CIRCUIT
1	B4 18DG/GY
2	B3 18DG/YL
3	L678 18BR
4	L53 18DG/WT
5	L62 18WT/YL
6	K900 18DB/DG
8	L70 18WT/GY



C216

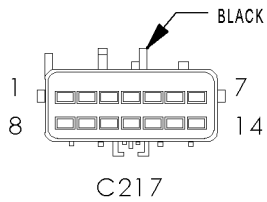
C216 - (HEADLAMP AND DASH SIDE)

CAV	CIRCUIT
1	B4 20DG/GY
2	B3 20DG/YL
3	L678 18BR
4	L53 18DG/WT
5	L62 18WT/YL
6	K900 20DB/DG
7	N4 18DB/WT
8	L70 18WT/GY



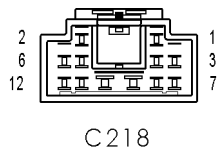
C217 - BLACK (CHASSIS SIDE)

CAV	CIRCUIT
1	L673 18YL
2	B40 14DG (TRAILER TOW)
3	A100 14RD/VT (TRAILER TOW)
4	L7 18WT/YL
5	A109 14OR/RD
6	L50 18WT/TN
7	Z927 12BK/OR
8	-
9	-
10	L54 18WT/LG
11	L63 18WT/DG
12	L1 18WT/LG
13	L674 18LG
14	Z928 16BK



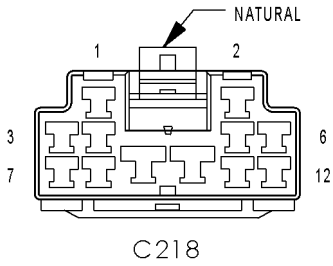
C217 - BLACK (HEADLAMP AND DASH SIDE)

CAV	CIRCUIT
1	L673 18YL
2	B40 14DG (TRAILER TOW)
3	A100 14RD/VT (TRAILER TOW)
4	L7 18WT/YL
5	A109 16OR/RD (GAS)
6	L50 18WT/TN
7	Z927 14BK/OR
8	-
9	-
10	L54 18WT/LG
11	L63 18WT/DG
12	L1 18WT/LG
13	L674 18LG
14	Z928 16BK



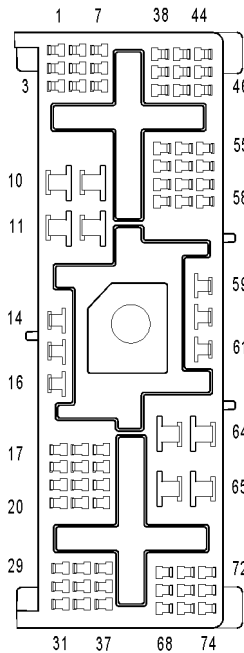
C218 - (BODY SIDE)

CAV	CIRCUIT
1	-
2	A405 18RD/DB
3	C16 16DB/GY (SLT)
4	A930 18RD (SLT)
5	-
6	-
7	-
8	-
9	A210 12OR/RD (SLT)
10	-
11	-
12	C15 16DB/WT (SLT)



C218 - NATURAL (HEADLAMP AND DASH SIDE)

CAV	CIRCUIT
1	-
2	A405 18RD/DB
3	C16 16DB/GY (EXCEPT 3.7L BASE)
4	A930 18RD (EXCEPT 3.7L BASE)
5	-
6	-
7	-
8	-
9	A210 12OR/RD (EXCEPT 3.7L BASE)
10	-
11	-
12	C15 16DB/WT (EXCEPT 3.7L BASE)



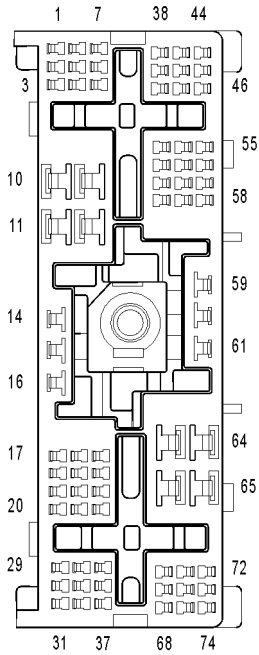
C219 - (HEADLAMP AND DASH SIDE)

CAV	CIRCUIT
1	C110 20DB/LB (TRAILER TOW)
2	D15 18WT/DG (NGC)
3	L50 18WT/TN
4	F1 16PK/WT (NGC)
5	D21 20WT/BR
6	A103 18GY/RD
7	T751 16YL
8	D20 20WT/LG
9	E11 20OR/DB (ELECTRONIC TRANSFER CASE)
10	A970 10RD
11	A991 10RD (TRAILER TOW)
12	-
13	-
14	-
15	-
16	V38 20VT/OR (5.7L)
17	V37 20VT
18	T6 20DG (GAS/DIESEL A/T)
19	L70 18WT/GY
20	F21 20PK/DG
21	V32 20VT/YL
22	-
23	A921 16RD
24	B25 20DG/WT
25	F202 20PK/GY (5.7L)
25	V30 20VT/WT (GAS EXCEPT 5.7L/DIESEL A/T)
26	A114 18GY/RD
27	L1 18WT/LG
28	-
29	-
30	V937 20VT/BR (5.7L)
30	K900 20DB/DG (EXCEPT 5.7L)
31	A944 20RD
32	F504 20GY/PK
33	A941 18RD
34	-

C219

## C219 - (HEADLAMP AND DASH SIDE)

CAV	CIRCUIT
35	-
36	F984 18PK/YL
37	-
38	F951 16PK/LG
39	T917 20YL/TN (DIESEL A/T)
40	-
41	A951 16RD
42	F202 20PK/GY
43	A72 18RD/OR (TRAILER TOW)
44	D16 18WT/OR (GAS)
45	-
46	K77 18BR/WT (MAUAL TRANSFER CASE)
47	T117 20DG/YL (MANUAL TRANSFER CASE EXCEPT NGC)
48	A205 18RD/OR
49	A116 18YL/RD
50	-
51	-
52	-
53	R79 20LB/VT (NGC EXCEPT 5.7L ABS)
54	R81 20LB/WT (NGC EXCEPT 5.7L ABS)
55	-
56	F100 18PK/VT
57	R80 20VT/LB (NGC EXCEPT 5.7L ABS)
58	R82 20WT/LB (NGC EXCEPT 5.7L ABS)
59	-
60	A981 14RD
61	F982 14PK/YL
62	-
63	-
64	-
65	-
66	F922 16PK/YL
67	F201 18PK/OR
68	L89 18WT/YL (TRAILER TOW)
69	B29 20DG/WT
70	A919 20RD
71	-
72	D25 20VT/PK
73	F983 20PK/YL
74	-



C219

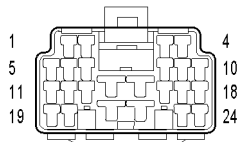
C219 - (I/P SIDE)

CAV	CIRCUIT
1	C110 20DB/LB (EXCEPT BASE)
2	D15 18WT/DG
3	L50 18WT/TN
4	F1 16PK/WT
5	D21 18WT/BR
6	A103 18GY/RD
7	T751 16YL
8	D20 20WT/LG
9	E11 20OR/DB (EXCEPT BASE)
10	A970 10RD
11	A991 10RD
12	-
13	-
14	-
15	-
16	-
16	V38 20VT/OR
17	V37 20VT
18	T6 20DG
19	L70 18WT/GY
20	F21 20PK/DG
21	V32 20VT/YL
22	-
23	A921 16RD
24	B25 20DG/WT
25	V30 20VT/WT
26	A114 18GY/RD
27	L1 20WT/LG
28	-
29	-
30	V937 20VT/BR
31	A944 20RD
32	F504 20GY/PK
33	A941 18RD
34	-
35	-
36	F984 18PK/YL
37	-
38	F951 16PK/LG
39	T917 20YL/TN
40	-
41	A951 16RD
42	F202 20PK/GY (EXCEPT BASE)
43	A72 18RD/OR (EXCEPT BASE)
44	D16 18WT/OR
45	-
46	K77 18BR/WT
47	T117 20DG/YL
48	A205 18RD/OR
49	A116 18YL/RD
50	-
51	-
52	-
53	-



C219 - (I/P SIDE)

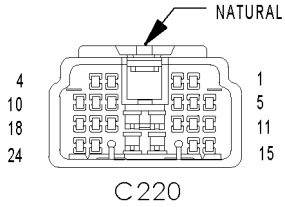
CAV	CIRCUIT
54	
55	-
56	F100 18PK/VT
57	
58	
59	-
60	A981 14RD
61	F982 14PK/YL
62	-
63	-
64	-
65	-
66	F922 16PK/YL
67	F201 18PK/OR
68	L89 20WT/YL (EXCEPT BASE)
69	B29 20DG/WT
70	A919 20RD
71	-
72	D25 20WT/VT
73	F983 20PK/YL
74	-



C 220

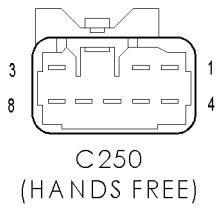
C220 - (I/P SIDE)

CAV	CIRCUIT
1	F983 20PK/YL
2	X295 18GY/DG
3	-
4	X153 18DG/YL
5	G75 20VT
6	G77 20VT/GY
7	X155 18DG/LB
8	G10 20VT/LG
9	G163 20VT/LB (SLT)
10	X205 18GY/LG
11	P5 18TN/OR (SLT)
12	F100 18PK/VT
13	F201 18PK/OR
14	-
15	-
16	-
17	P393 18LG (SLT)
18	G161 20VT/DG (SLT)
19	-
20	P1 18TN/LG (SLT)
21	-
22	F30 12PK/YL (SLT)
23	-
24	-



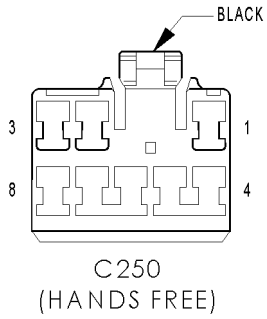
C220 - NATURAL (BODY SIDE)

CAV	CIRCUIT
1	F983 20PK/YL
2	X295 18GY/DG
3	-
4	X153 18DG/YL
5	G75 20VT
6	G77 20VT/OR
7	X155 18DG/LB
8	G10 20VT/LG
9	G163 20VT/LB (SLT)
10	X205 18GY/LG
11	P5 18TN/OR (SLT)
12	F100 18PK/VT
13	F201 18PK/OR
14	-
15	-
16	-
17	P393 18LG (SLT)
18	G161 20VT/DG (SLT)
19	-
20	P1 18TN/LG (SLT)
21	-
22	F30 12PK/YL (SLT)
23	-
24	-



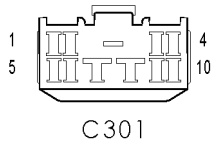
C250 (HANDS FREE) - (I/P SIDE)

CAV	CIRCUIT
1	X712 18DG/LB
2	X735 22NA
3	X792 18LB/DG
4	X835 18OR/GY
5	X730 18GY/YL
6	X793 18DG/YL
7	X722 18LB/DG
8	-



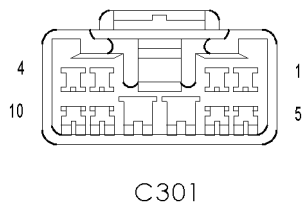
C250 (HANDS FREE) - BLACK (HEADLINER SIDE)

CAV	CIRCUIT
1	X712 20DG/LB
2	X735 20BR
3	X792 20LB/DG
4	X835 20OR/GY
5	X730 20GY/YL
6	X793 20DG/YL
7	X722 20LB/DG
8	-



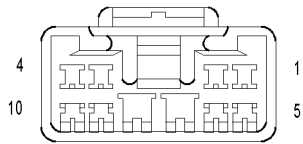
C301 - (BODY SIDE)

CAV	CIRCUIT
1	G74 20VT/WT
2	P195 18LG/YL (SLT)
3	P72 18TN/GY (SLT)
4	X154 18GY/YL
5	X156 18GY/LB
6	P74 18TN/OR (SLT)
7	Q15 12OR/LB (SLT)
8	-
9	-
10	Z74 20BK/WT



C301 - (BODY SIDE)

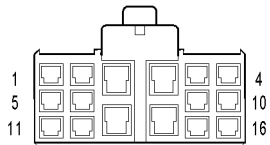
CAV	CIRCUIT
1	G74 20VT/WT
2	P195 18LG/YL (SLT)
3	P72 18TN/GY (SLT)
4	X154 18GY/YL
5	X156 18GY/LB
6	P74 18TN/OR (SLT)
7	Q15 14OR/LB (SLT)
8	-
9	-
10	Z74 20BK/WT (BASE)
10	Z461 20BK/DG (SLT)



C301

C301 - (PASSENGER DOOR SIDE)

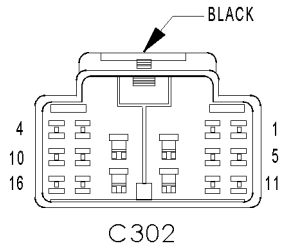
CAV	CIRCUIT
1	G74 20VT/WT
2	P195 18LG/YL (POWER WINDOWS/LOCKS)
3	P72 18TN/GY (POWER WINDOWS/LOCKS)
4	X154 18GY/YL
5	X156 18GY/LB
6	P74 18TN/OR (POWER WINDOWS/LOCKS)
7	Q15 14OR/LB (POWER WINDOWS/LOCKS)
8	-
9	-
10	Z74 20BK/WT (EXCEPT POWER WINDOWS/LOCKS)
10	Z461 20BK/DG (POWER WINDOWS/LOCKS)



C302  
(SLT)

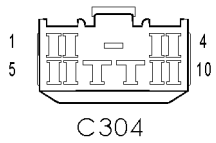
C302 (SLT) - (BODY SIDE)

CAV	CIRCUIT
1	F21 20PK/DG
2	-
3	-
4	G778 18VT/LB
5	-
6	G160 20VT/LG
7	Q16 14OR/TN
8	Q26 14OR/GY
9	G162 20VT/LB
10	P392 18LG/DB
11	Z216 18BK/DB
12	-
13	C16 18DB/GY
14	-
15	-
16	-



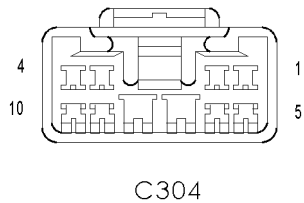
C302 - BLACK (PASSENGER DOOR SIDE)

CAV	CIRCUIT
1	F21 20PK/DG
2	-
3	-
4	G778 18VT/LB
5	-
6	G160 20VT/LG
7	Q16 14OR/TN
8	Q26 14OR/GY
9	-
10	P392 18LG/DB
11	Z216 20BK/DB
12	-
13	C16 18DB/GY
14	-
15	-
16	-



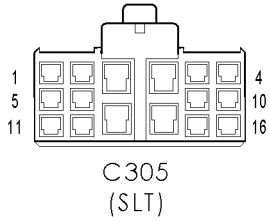
C304 - (BODY SIDE)

CAV	CIRCUIT
1	G75 20VT
2	P195 18LG/YL (SLT)
3	P72 18TN/GY (SLT)
4	X153 18DG/YL
5	X155 18DG/LB
6	P74 18TN/OR (SLT)
7	F30 12PK/YL (SLT)
8	Q15 12OR/LB (SLT)
9	A930 18RD (SLT)
10	Z75 20BK/VT



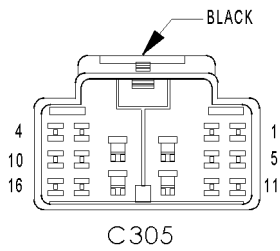
C304 - (DRIVER DOOR SIDE)

CAV	CIRCUIT
1	G75 20VT
2	P195 18LG/YL (POWER WINDOW/ LOCKS)
3	P72 20TN/GY (POWER WINDOW/ LOCKS EXCEPT SECURITY)
3	P72 18 TN/GY (SECURITY)
4	X153 18DG/YL
5	X155 18DG/LB
6	P74 18TN/OR (POWER WINDOW/ LOCKS)
7	F30 14PK/YL (POWER WINDOW/ LOCKS)
8	Q15 14OR/LB (POWER WINDOW/ LOCKS)
9	A930 18RD (POWER WINDOW/LOCKS)
10	Z75 20BK/VT (EXCEPT SECURITY)
10	Z463 20BK/LB (SECURITY)



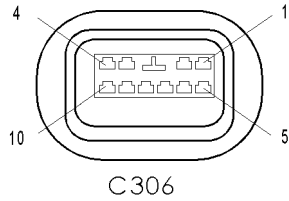
C305 (SLT) - (BODY SIDE)

CAV	CIRCUIT
1	C16 18DB/GY
2	Q16 14OR/TN
3	Q26 14OR/GY
4	P393 18LG
5	-
6	P1 18TN/LG
7	Z461 14BK/DG
8	Q612 14OR/DB
9	-
10	G161 20VT/DG
11	G163 20VT/LB
12	Q412 14OR/LB
13	Q611 14OR/GY
14	Q411 14OR/WT
15	-
16	-



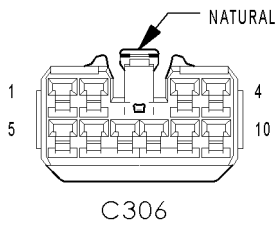
C305 (SLT) - BLACK (DRIVER DOOR SIDE)

CAV	CIRCUIT
1	C16 18DB/GY
2	Q16 14OR/TN
3	Q26 14OR/GY
4	P393 18LG
5	-
6	P1 18TN/LG
7	Z461 14BK/DG
8	Q612 14OR/DB
9	-
10	G161 20VT/DG
11	G163 20VT/LB
12	Q412 14OR/LB
13	Q611 14OR/GY
14	Q411 14OR/WT
15	-
16	-



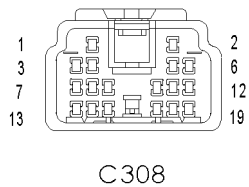
C306 - (REAR DOOR SIDE)

CAV	CIRCUIT
1	Z79 20LG/BK
2	G77 20VT/GY
3	P393 18LG (POWER WINDOW/LOCKS)
4	P5 18TN/OR (POWER WINDOW/LOCKS)
5	Q15 14OR/LB (POWER WINDOW/LOCKS)
6	Q411 14OR/WT (POWER WINDOW/LOCKS)
7	Q611 14OR/GY (POWER WINDOW/LOCKS)
8	X295 18GY/DG
9	X205 18GY/LG
10	-



C306 - NATURAL (BODY SIDE)

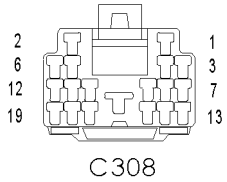
CAV	CIRCUIT
1	Z79 20LG/BK
2	G77 20VT/OR
3	P393 18LG (SLT)
4	P5 18TN/OR (SLT)
5	Q15 14OR/LB (SLT)
6	Q411 14OR/WT (SLT)
7	Q611 14OR/GY (SLT)
8	X295 18GY/DG
9	X205 18GY/LG
10	-



C308 - (BODY SIDE)

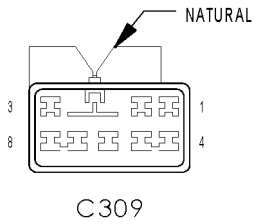
CAV	CIRCUIT
1	G74 20VT/WT
2	G162 20VT/LB (SLT)
3	D25 20WT/VT
4	X154 18GY/YL
5	G160 20VT/LG (SLT)
6	G76 20TN/YL
7	F201 18PK/OR
8	P392 18LG/DB (SLT)
9	G778 18VT/LB (SLT)
10	F21 20PK/DG (SLT)
11	-
12	-
13	-
14	X206 18DG/LG
15	X296 18DG/GY
16	-
17	-
18	Z105 18BK
19	X156 18GY/LB





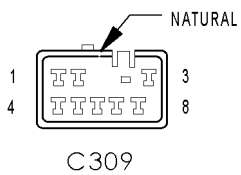
C308 - (I/P SIDE)

CAV	CIRCUIT
1	G74 20VT/WT
2	-
3	-
4	X154 18GY/YL
5	G160 20VT/LG (SLT)
6	G76 20VT/YL
7	-
8	P392 18LG/DB (SLT)
9	G778 18VT/LB (SLT)
10	F21 20PK/DG
11	-
12	-
13	-
14	X206 18DG/LG
15	X296 18DG/GY
16	-
17	-
18	-
19	X156 18GY/LB



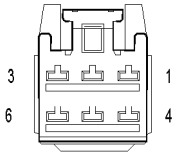
C309 - NATURAL (BODY SIDE)

CAV	CIRCUIT
1	-
2	P7 20LG/DG
3	P81 20TN/LB
4	-
5	P84 20TN/VT
6	P8 20LG/WT
7	P82 20TN/DG
8	P83 20TN/WT



C309 - NATURAL (I/P SIDE)

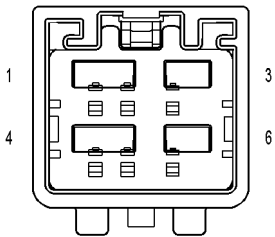
CAV	CIRCUIT
1	-
2	P7 20LG/DG
3	P81 20TN/LB
4	-
5	P84 20TN/VT
6	P8 20LG/WT
7	P82 20TN/DG
8	P83 20TN/WT



C311

C311 - (BODY SIDE)

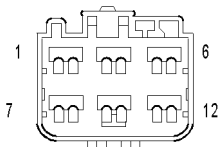
CAV	CIRCUIT
1	Z918 14BK (BASE)
1	Z939 14BK (EXCEPT BASE)
2	A210 12OR/RD (EXCEPT BASE)
3	G10 20VT/LG
3	G10 20LG/RD
4	A405 18RD/DB
5	Z951 20BK
6	



C311

C311 - (DRIVER SEAT SIDE)

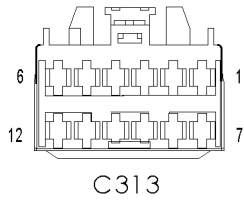
CAV	CIRCUIT
1	Z939 14BK
2	A210 12OR/RD
3	G10 20VT/LG
4	A405 12RD/DB
5	Z951 20BK
6	-



C313

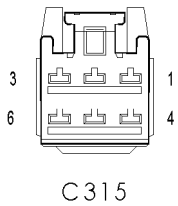
C313 - (DRIVER SEAT SIDE)

CAV	CIRCUIT
1	P105 12LG
2	P13 12LG/OR
3	P21 12LG/TN
4	P15 12LG/BR
5	P107 12LG/WT
6	P11 12LG/YL
7	A210 12OR/RD
8	Z939 14BK
9	P17 12LG/DG
10	P19 12LG/LB
11	-
12	-



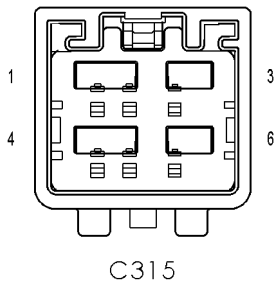
C313 - (DRIVER SEAT SWITCH SIDE)

CAV	CIRCUIT
1	P105 12LG
2	P13 12LG/OR
3	P21 12LG/TN
4	P15 12LG/BR
5	P107 12LG/WT
6	P11 12LG/YL
7	A210 12OR/RD
8	Z939 14BK
9	P17 12LG/DG
10	P19 12LG/LB
11	-
12	-



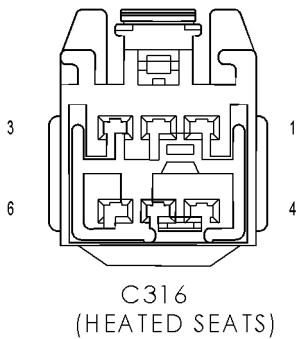
C315 - (DRIVER SEAT SIDE)

CAV	CIRCUIT
1	A405 12RD/DB
2	P54 20OR/LG (HEATED SEATS)
3	A210 12OR/RD
4	Z939 14BK
5	P188 18LG/VT (HEATED SEATS)
6	P89 20LG/OR (HEATED SEATS)



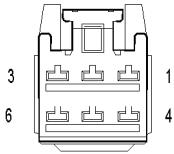
C315 - (JUMPER SIDE)

CAV	CIRCUIT
1	A405 12RD/DB
2	P54 20OR/LG (HEATED SEATS)
3	A210 12OR/RD
4	Z939 14BK
5	P188 18LG/VT (HEATED SEATS)
6	P89 18LG/OR (HEATED SEATS)



C316 (HEATED SEATS) - (JUMPER SIDE)

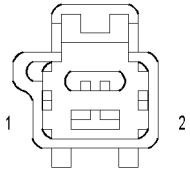
CAV	CIRCUIT
1	P89 20LG/OR
2	P54 20OR/LG
3	A210 12OR/RD
4	Z939 14BK
5	P188 18LG/VT
6	-



C316

C316 - (PASSENGER SEAT SIDE)

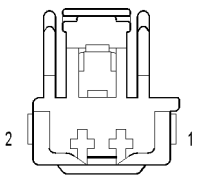
CAV	CIRCUIT
1	P89 20LG/OR
2	P54 20OR/LG
3	A210 12OR/RD
4	Z939 14BK
5	P188 18LG/VT
6	-



C319

C319 - (CENTER CONSOLE SIDE)

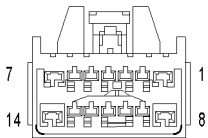
CAV	CIRCUIT
1	Z939 18BK
2	A405 18RD/DB



C319

C319 - (SEAT JUMPER SIDE)

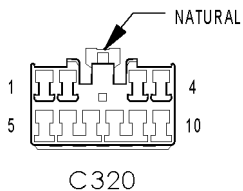
CAV	CIRCUIT
1	A405 12RD/DB (EXCEPT HEATED SEAT)
1	Z939 14BK (HEATED SEAT)
2	Z939 14BK (EXCEPT HEATED SEAT)
2	A405 12RD/DB (HEATED SEAT)



C322

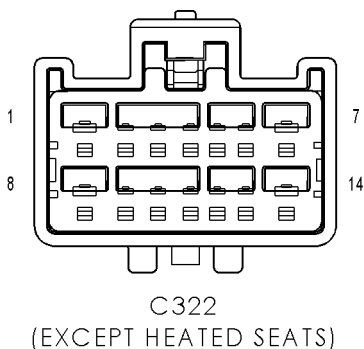
C320 - (RIGHT REAR DOOR SIDE)

CAV	CIRCUIT
1	Z72 20LG/BK
2	G76 20VT/GY
3	P392 18LG (POWER WINDOW/LOCKS)
4	G778 18TN/OR (POWER WINDOW/LOCKS)
5	Q15 14TN/LG (POWER WINDOW/LOCKS)
6	Q412 14OR/WT (POWER WINDOW/LOCKS)
7	Q612 14OR/GY (POWER WINDOW/LOCKS)
8	X296 18GY/DG
9	X206 18GY/LG
10	-



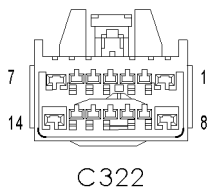
C320 - NATURAL (BODY SIDE)

CAV	CIRCUIT
1	Z72 20LG/BK
2	G76 20TN/YL
3	P392 18LG/DB (EXCEPT BASE)
4	G778 18VT/LB (EXCEPT BASE)
5	Q15 14OR/LB (EXCEPT BASE)
6	Q412 14OR/LB (EXCEPT BASE)
7	Q612 14OR/DB (EXCEPT BASE)
8	X296 18DG/GY
9	X206 18DG/LG
10	-



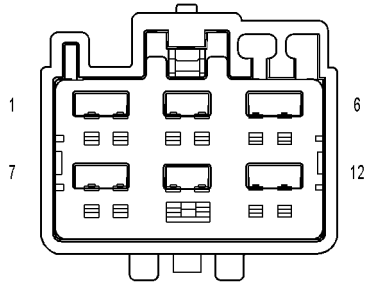
C322 (EXCEPT HEATED SEATS) - (DRIVER SEAT SIDE)

CAV	CIRCUIT
1	A930 18RD
2	P81 20TN/LB
3	P7 20LG/DG
4	G10 20VT/LG
5	P83 20TN/WT
6	P82 20TN/DG
7	Z939 14BK
8	A210 12OR/RD
9	P8 20LG/WT
10	P84 20TN/VT
11	-
12	Z951 20BK
13	-
14	A405 12RD/DB



C322 - (BODY SIDE)

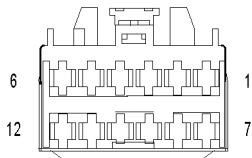
CAV	CIRCUIT
1	A930 18RD
2	P81 20TN/LB
3	P7 20LG/DG
4	G10 20VT/LG
5	P83 20TN/WT
6	P82 20TN/DG
7	Z939 14BK
8	A210 12OR/RD
9	P8 20LG/WT
10	P84 20TN/VT
11	-
12	Z951 18BK
13	-
14	A405 12RD/DB



C323  
(EXCEPT HEATED SEATS)

C323 (EXCEPT HEATED SEATS) - (PASSENGER SEAT SIDE)

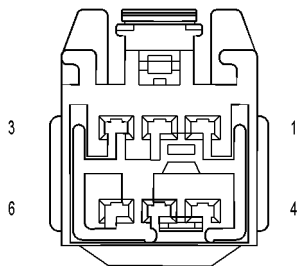
CAV	CIRCUIT
1	P18 12LG/DG
2	P14 12LG/OR
3	P10 12LG/TN
4	P12 12LG/YL
5	P16 12LG/BR
6	P20 12LG/LB
7	P104 12LG
8	P106 12LG/WT
9	A210 12OR/RD
10	Z939 14BK
11	-
12	-



C323  
(EXCEPT HEATED SEATS)

C323 (EXCEPT HEATED SEATS) - (PASSENGER SEAT SWITCH SIDE)

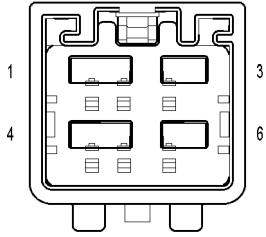
CAV	CIRCUIT
1	P18 12LG/DG
2	P14 12LG/OR
3	P10 12LG/TN
4	P12 12LG/YL
5	P16 12LG/BR
6	P20 12LG/LB
7	P104 12LG
8	P106 12LG/WT
9	A210 12OR/RD
10	Z939 14BK
11	-
12	-



C323  
(HEATED SEATS)

C323 (HEATED SEATS) - (PASSENGER SEAT SIDE)

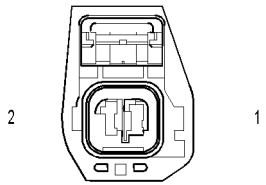
CAV	CIRCUIT
1	P104 12LG
2	P106 12LG/WT
3	A210 12OR/RD
4	Z939 14BK
5	-
6	-



C323  
(HEATED SEATS)

C323 (HEATED SEATS) - (SEAT JUMPER SIDE)

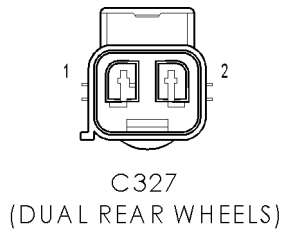
CAV	CIRCUIT
1	P104 12LG
2	P106 12LG/WT
3	A210 12OR/RD
4	Z939 14BK
5	-
6	-



C327  
(DUAL REAR WHEELS)

C327 (DUAL REAR WHEELS) - (CHASSIS SIDE)

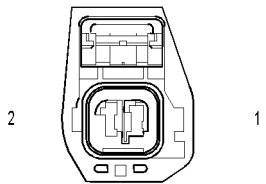
CAV	CIRCUIT
1	L7 18WT/YL
2	Z948 20BK



C327  
(DUAL REAR WHEELS)

C327 (DUAL REAR WHEELS) - (DRW LAMP SIDE)

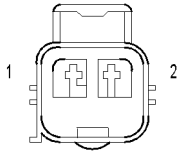
CAV	CIRCUIT
1	L7 18WT/YL
2	Z947 18BK



C328  
(DUAL REAR WHEELS)

C328 (DUAL REAR WHEELS) - (CHASSIS SIDE)

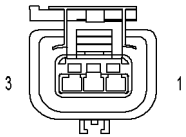
CAV	CIRCUIT
1	L70 18WT/GY
2	Z948 20BK



C328  
(DUAL REAR WHEELS)

C328 (DUAL REAR WHEELS) - (DRW LAMP SIDE)

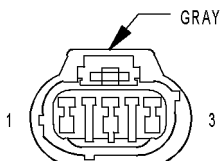
CAV	CIRCUIT
1	L70 18WT/YL
2	Z948 18BK



CAMSHAFT POSITION SENSOR (DIESEL)

CAMSHAFT POSITION SENSOR (DIESEL) - 3 WAY

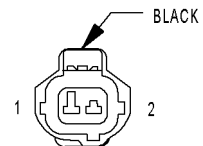
CAV	CIRCUIT	FUNCTION
1	F855 18PK/YL	5 VOLT SUPPLY
2	K916 18BR/OR	SENSOR GROUND
3	K44 18DB/GY	CMP SIGNAL



CAMSHAFT POSITION SENSOR (NGC)

CAMSHAFT POSITION SENSOR (NGC) - GRAY 3 WAY

CAV	CIRCUIT	FUNCTION
1	K44 20DB/GY	CMP SIGNAL
2	K900 20DB/DG	SENSOR GROUND
3	F856 20YL/PK	5 VOLT SUPPLY

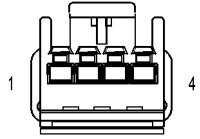


CAPACITOR (3.7L/4.7L)

CAPACITOR (3.7L/4.7L) - BLACK 2 WAY

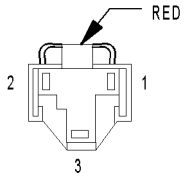
CAV	CIRCUIT	FUNCTION
1	K342 16BR/WT	AUTOMATIC SHUT DOWN RELAY OUTPUT
2	-	-





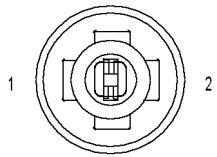
CENTER HIGH MOUNTED STOP LAMP/CARGO LAMP

CENTER HIGH MOUNTED STOP LAMP/CARGO LAMP - 4 WAY		
CAV	CIRCUIT	FUNCTION
1	L14 20WT/TN	CARGO LAMP DRIVER
2	Z964 20BK	GROUND
3	Z350 20BK/TN	GROUND
4	L50 20WT/TN	BRAKE LAMP SWITCH OUTPUT



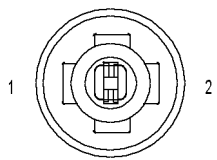
CIGAR LIGHTER OUTLET

CIGAR LIGHTER OUTLET - RED 3 WAY		
CAV	CIRCUIT	FUNCTION
1	F984 18PK/YL	FUSED IGNITION SWITCH OUTPUT (RUN-ACC)
2	-	-
3	Z736 18BK/YL	GROUND



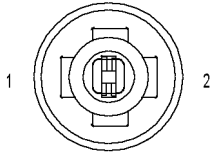
CLEARANCE LAMP NO. 1 (HEAVY DUTY)

CLEARANCE LAMP NO. 1 (HEAVY DUTY) - 2 WAY		
CAV	CIRCUIT	FUNCTION
1	L70 20WT/GY	FUSED PARK LAMP RELAY OUTPUT
2	Z946 20BK	GROUND



CLEARANCE LAMP NO. 2 (HEAVY DUTY)

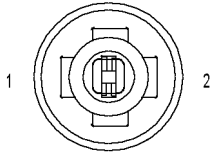
CLEARANCE LAMP NO. 2 (HEAVY DUTY) - 2 WAY		
CAV	CIRCUIT	FUNCTION
1	L70 20WT/GY	FUSED PARK LAMP RELAY OUTPUT
2	Z946 20BK	GROUND



CLEARANCE  
LAMP NO. 3  
(HEAVY DUTY)

CLEARANCE LAMP NO. 3 (HEAVY DUTY) - 2 WAY

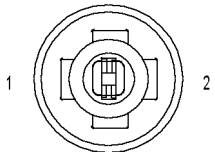
CAV	CIRCUIT	FUNCTION
1	L70 20WT/GY	FUSED PARK LAMP RELAY OUTPUT
2	Z946 20BK	GROUND



CLEARANCE  
LAMP NO. 4  
(HEAVY DUTY)

CLEARANCE LAMP NO. 4 (HEAVY DUTY) - 2 WAY

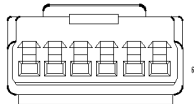
CAV	CIRCUIT	FUNCTION
1	L70 20WT/GY	FUSED PARK LAMP RELAY OUTPUT
2	Z946 20BK	GROUND



CLEARANCE  
LAMP NO. 5  
(HEAVY DUTY)

CLEARANCE LAMP NO. 5 (HEAVY DUTY) - 2 WAY

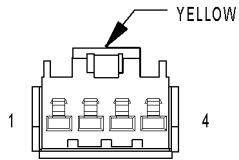
CAV	CIRCUIT	FUNCTION
1	L70 20WT/GY	FUSED PARK LAMP RELAY OUTPUT
2	Z946 20BK	GROUND



CLOCKSPRING-C1

CLOCKSPRING C1 - 6 WAY

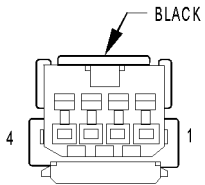
CAV	CIRCUIT	FUNCTION
1	Z909 20BK (DSAB ETC)	GROUND
2	X20 20GY/WT (DSAB ETC)	RADIO CONTROL MUX
3	V38 20VT/OR	S/C SWITCH NO. 2 SIGNAL
4	V37 20VT	S/C SWITCH NO. 1 SIGNAL
5	V937 20VT/BR	S/C SWITCH RETURN
6	X3 20DG/VT	HORN SWITCH SENSE



CLOCKSPRING C2

CLOCKSPRING C2 - YELLOW 4 WAY

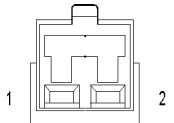
CAV	CIRCUIT	FUNCTION
1	R61 20LG/VT	DRIVER SQUIB 2 LINE 1
2	R63 20LG/WT	DRIVER SQUIB 2 LINE 2
3	R43 20LG/BR	DRIVER SQUIB 1 LINE 1
4	R45 20LG/OR	DRIVER SQUIB 1 LINE 2



CLOCKSPRING C3

CLOCKSPRING C3 - BLACK 4 WAY

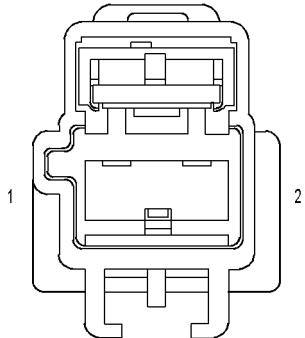
CAV	CIRCUIT	FUNCTION
1	X3 20DG/VT	HORN SWITCH SENSE
2	V937 20VT/BR	S/C SWITCH RETURN
3	V37 20VT	S/C SWITCH NO. 1 SIGNAL
4	V38 20VT/OR (DSAB ETC)	S/C SWITCH NO. 2 SIGNAL



CLOCKSPRING C4

CLOCKSPRING C4 - 2 WAY

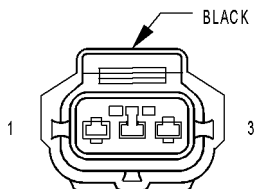
CAV	CIRCUIT	FUNCTION
1	Z909 22BK	GROUND
2	X20 22GY/WT	RADIO CONTROL MUX



CLUTCH  
INTERLOCK  
BRAKE  
SWITCH

CLUTCH INTERLOCK BRAKE SWITCH - 2 WAY

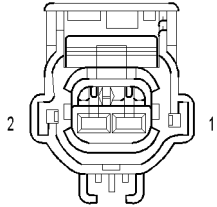
CAV	CIRCUIT	FUNCTION
1	T41 20YL/DB	TRS T41 SENSE
2	Z911 18BK	GROUND



COIL ON  
PLUG NO. 1  
(3.7L/4.7L)

COIL ON PLUG NO. 1 (3.7L/4.7L) - BLACK 3 WAY

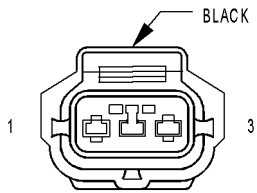
CAV	CIRCUIT	FUNCTION
1	K19 18DB/DG	COIL CONTROL NO. 1
2	K342 16BR/WT	ASD RELAY OUTPUT
3	-	-



COIL ON  
PLUG  
NO. 1  
(5.7L)

COIL ON PLUG NO. 1 (5.7L) - 2 WAY

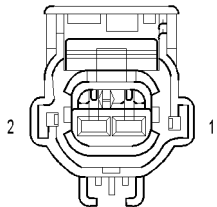
CAV	CIRCUIT	FUNCTION
1	K342 16BR/WT	ASD RELAY OUTPUT
2	K19 18DB/DG	COIL CONTROL NO. 1



COIL ON  
PLUG NO. 2  
(3.7L/4.7L)

COIL ON PLUG NO. 2 (3.7L/4.7L) - BLACK 3 WAY

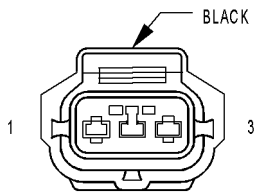
CAV	CIRCUIT	FUNCTION
1	K17 18DB/TN	COIL CONTROL NO. 2
2	K342 16BR/WT	ASD RELAY OUTPUT
3	-	-



COIL ON  
PLUG  
NO. 2  
(5.7L)

COIL ON PLUG NO. 2 (5.7L) - 2 WAY

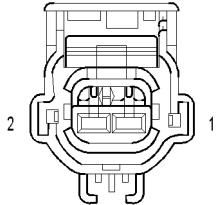
CAV	CIRCUIT	FUNCTION
1	K342 16BR/WT	ASD RELAY OUTPUT
2	K17 18DB/TN	COIL CONTROL NO. 2



COIL ON  
PLUG NO. 3  
(3.7L/4.7L)

COIL ON PLUG NO. 3 (3.7L/4.7L) - BLACK 3 WAY

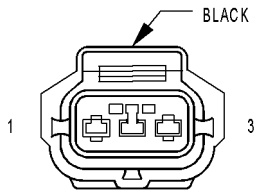
CAV	CIRCUIT	FUNCTION
1	K18 18DB/OR	COIL CONTROL NO. 3
2	K342 16BR/WT	ASD RELAY OUTPUT
3	-	-



COIL ON  
PLUG  
NO. 3  
(5.7L)

COIL ON PLUG NO. 3 (5.7L) - 2 WAY

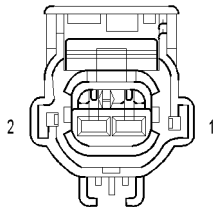
CAV	CIRCUIT	FUNCTION
1	K342 16BR/WT	ASD RELAY OUTPUT
2	K18 18DB/OR	COIL CONTROL NO. 3



COIL ON  
PLUG NO. 4  
(3.7L/4.7L)

COIL ON PLUG NO. 4 (3.7L/4.7L) - BLACK 3 WAY

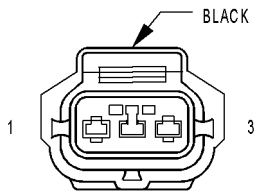
CAV	CIRCUIT	FUNCTION
1	K15 18DB/GY	COIL CONTROL NO. 4
2	K342 16BR/WT	ASD RELAY OUTPUT
3	-	-



COIL ON  
PLUG  
NO. 4  
(5.7L)

COIL ON PLUG NO. 4 (5.7L) - 2 WAY

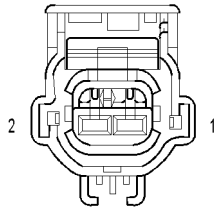
CAV	CIRCUIT	FUNCTION
1	K342 16BR/WT	ASD RELAY OUTPUT
2	K15 18DB/GY	COIL CONTROL NO. 4



COIL ON  
PLUG NO. 5  
(3.7L/4.7L)

COIL ON PLUG NO. 5 (3.7L/4.7L) - BLACK 3 WAY

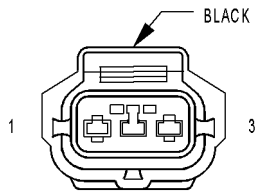
CAV	CIRCUIT	FUNCTION
1	K16 18DB/YL	COIL CONTROL NO. 5
2	K342 16BR/WT	ASD RELAY OUTPUT
3	-	-



COIL ON  
PLUG  
NO. 5  
(5.7L)

COIL ON PLUG NO. 5 (5.7L) - 2 WAY

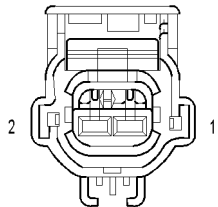
CAV	CIRCUIT	FUNCTION
1	K342 16BR/WT	ASD RELAY OUTPUT
2	K16 18DB/YL	COIL CONTROL NO. 5



COIL ON  
PLUG NO. 6  
(3.7L/4.7L)

COIL ON PLUG NO. 6 (3.7L/4.7L) - BLACK 3 WAY

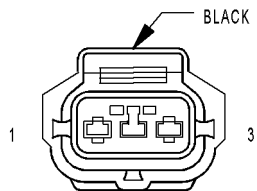
CAV	CIRCUIT	FUNCTION
1	K10 18DB/OR	COIL CONTROL NO. 6
2	K342 16BR/WT	ASD RELAY OUTPUT
3	-	-



COIL ON  
PLUG  
NO. 6  
(5.7L)

COIL ON PLUG NO. 6 (5.7L) - 2 WAY

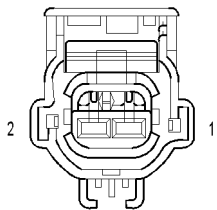
CAV	CIRCUIT	FUNCTION
1	K342 16BR/WT	ASD RELAY OUTPUT
2	K10 18DB/OR	COIL CONTROL NO. 6



COIL ON  
PLUG NO. 7  
(4.7L)

COIL ON PLUG NO. 7 (4.7L) - BLACK 3 WAY

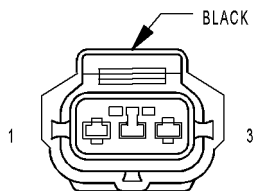
CAV	CIRCUIT	FUNCTION
1	K97 18DB/YL	COIL CONTROL NO. 7
2	K342 16BR/WT	ASD RELAY OUTPUT
3	-	-



COIL ON  
PLUG  
NO. 7  
(5.7L)

COIL ON PLUG NO. 7 (5.7L) - 2 WAY

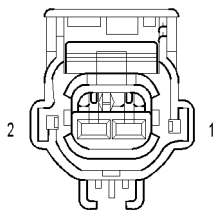
CAV	CIRCUIT	FUNCTION
1	K342 16BR/WT	ASD RELAY OUTPUT
2	K97 18BR	COIL CONTROL NO. 7



COIL ON  
PLUG NO. 8  
(4.7L)

COIL ON PLUG NO. 8 (4.7L) - BLACK 3 WAY

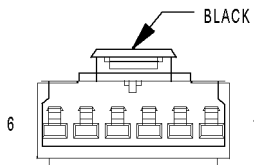
CAV	CIRCUIT	FUNCTION
1	K98 18DB/YL	COIL CONTROL NO. 8
2	K342 16BR/WT	ASD RELAY OUTPUT
3	-	-



COIL ON  
PLUG  
NO. 8  
(5.7L)

COIL ON PLUG NO. 8 (5.7L) - 2 WAY

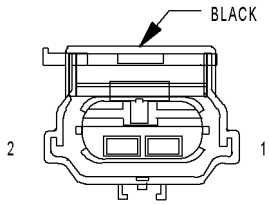
CAV	CIRCUIT	FUNCTION
1	K342 16BR/WT	ASD RELAY OUTPUT
2	K98 18DB/YL	COIL CONTROL NO. 8



COMPASS/MINI-  
TRIP COMPUTER  
(EXCEPT BASE)

COMPASS/MINI-TRIP COMPUTER (EXCEPT BASE) - BLACK 6 WAY

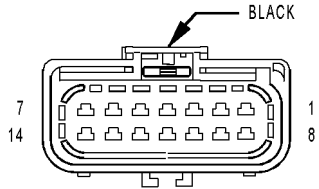
CAV	CIRCUIT	FUNCTION
1	-	-
2	F21 20PK/DG	FUSED IGNITION SWITCH OUTPUT (RUN-START)
3	Z13 20BK/WT	GROUND
4	A919 20RD	FUSED B(+)
5	D25 20WT/VT	PCI BUS
6	-	-



CONDENSER FAN (NGC)

CONDENSER FAN (NGC) - BLACK 2 WAY

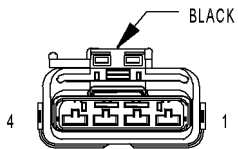
CAV	CIRCUIT	FUNCTION
1	Z823 16BK/DG	GROUND
2	C123 16LB/WT	CONDENSER FAN RELAY OUTPUT



CONTROLLER ANTILOCK BRAKE C1

CONTROLLER ANITLOCK BRAKE C1 - BLACK 14 WAY

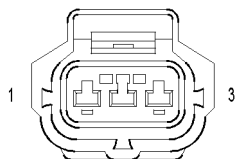
CAV	CIRCUIT	FUNCTION
1	B4 20DG/GY	REAR WHEEL SPEED SENSOR (+)
2	B222 20DG/WT (ETC)	VEHICLE SPEED SIGNAL NO. 2
3	D25 20WT/VT	PCI BUS
4	F500 20DG/PK	FUSED IGNITION SWITCH OUTPUT (RUN)
5	B9 20DG/LG (ETC)	LEFT FRONT WHEEL SPEED SENSOR (+)
6	Z107 12BK/DG	GROUND
7	A111 14DG/RD	FUSED B(+)
8	B3 20DG/YL	REAR WHEEL SPEED SENSOR (-)
9	B29 20DG/WT	BRAKE SWITCH SIGNAL
10	B8 20DG/TN (ETC)	LEFT FRONT WHEEL SPEED SENSOR (-)
11	B20 20DG/OR	BRAKE FLUID LEVEL SWITCH SENSE
12	B22 20DG/YL	VEHICLE SPEED SIGNAL NO. 1
13	Z127 12BK/DG (ABS)	GROUND
14	A111 14DG/RD (ABS)	FUSED B(+)



CONTROLLER ANTILOCK BRAKE C2 (ABS)

CONTROLLER ANTILOCK BRAKE C2 (ABS) - BLACK 4 WAY

CAV	CIRCUIT	FUNCTION
1	B9 20DG/LG	LEFT FRONT WHEEL SPEED SENSOR (+)
2	B8 20DG/TN	LEFT FRONT WHEEL SPEED SENSOR (-)
3	B6 20DG/WT	RIGHT FRONT WHEEL SPEED SENSOR (-)
4	B7 20DG/VT	RIGHT FRONT WHEEL SPEED SENSOR (+)

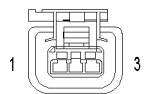


CRANKSHAFT POSITION SENSOR (3.7L)

CRANKSHAFT POSITION SENSOR (3.7L) - 3 WAY

CAV	CIRCUIT	FUNCTION
1	K24 20BR/LB	CKP SIGNAL
2	K900 20DB/DG	SENSOR GROUND
3	F855 20PK/YL	5 VOLT SUPPLY

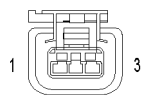




CRANKSHAFT POSITION SENSOR (4.7L)

CRANKSHAFT POSITION SENSOR (4.7L) - 3 WAY

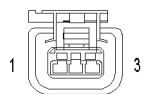
CAV	CIRCUIT	FUNCTION
1	K24 20BR/LB	CKP SIGNAL
2	K900 20DB/DG	SENSOR GROUND
3	F855 20PK/YL	5 VOLT SUPPLY



CRANKSHAFT POSITION SENSOR (5.7L)

CRANKSHAFT POSITION SENSOR (5.7L) - 3 WAY

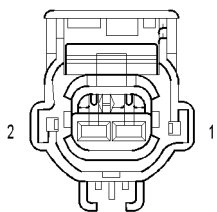
CAV	CIRCUIT	FUNCTION
1	F855 20PK/YL	5 VOLT SUPPLY
2	K900 20DB/DG	SENSOR GROUND
3	K24 20BR/LB	CKP SIGNAL



CRANKSHAFT POSITION SENSOR (DIESEL)

CRANKSHAFT POSITION SENSOR (DIESEL) - 3 WAY

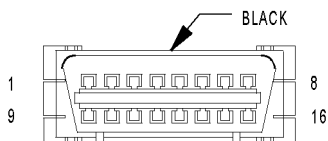
CAV	CIRCUIT	FUNCTION
1	K853 18DB/BR	5 VOLT SUPPLY
2	K975 18BR/BK	SENSOR GROUND
2	K975 18BR/OR	SENSOR GROUND
3	K24 18BR/LB	CKP SIGNAL
3	K24 18LB/BR	CKP SIGNAL



CYLINDER LOCK SWITCH-DRIVER (PREMIUM)

CYLINDER LOCK SWITCH-DRIVER (PREMIUM) - 2 WAY

CAV	CIRCUIT	FUNCTION
1	G163 20VT/LB	DRIVER CYLINDER LOCK SWITCH MUX
2	Z463 20BK/LB	GROUND



DATA LINK CONNECTOR

DATA LINK CONNECTOR - BLACK 16 WAY

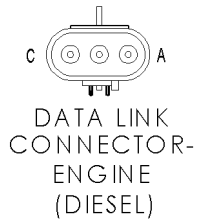
CAV	CIRCUIT	FUNCTION
1	-	-
2	D25 20WT/VT	PCI BUS
3	-	-
4	Z11 18BK/LG	GROUND
5	Z111 18BK/WT	GROUND
6	-	-
7	D21 18WT/BR	SCI TRANSMIT (PCM)
8	-	-
9	D16 18WT/OR	SCI RECEIVE (TCM)
10	-	-
11	-	-

DATA LINK CONNECTOR - BLACK 16 WAY

CAV	CIRCUIT	FUNCTION
12	D20 20WT/LG	SCI RECEIVE (PCM)
13	-	-
14	-	-
15	D15 18WT/DG	SCI TRANSMIT (TCM)
16	A114 18GY/RD	FUSED B(+)

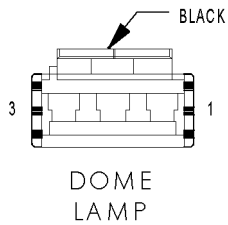
DATA LINK CONNECTOR-ENGINE (DIESEL) - 3 WAY

CAV	CIRCUIT	FUNCTION
1	D72 18WT/LB	CCD BUS (+)
2	D71 18WT/DB	CCD BUS (-)
3	Z816 14BK (A/T)	GROUND
3	Z11 14BK/LG (M/T)	GROUND



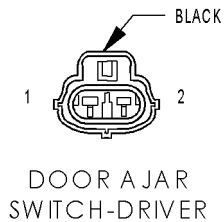
DOME LAMP - BLACK 3 WAY

CAV	CIRCUIT	FUNCTION
1	-	-
2	M20 20YL/LB	COURTESY LAMPS DRIVER
3	Z964 20BK	GROUND



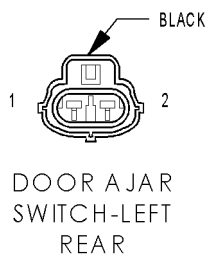
DOOR AJAR SWITCH-DRIVER - BLACK 2 WAY

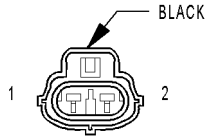
CAV	CIRCUIT	FUNCTION
1	G75 20VT	DRIVER DOOR AJAR SWITCH SENSE
2	Z75 20BK/VT	GROUND



DOOR AJAR SWITCH-LEFT REAR - BLACK 2 WAY

CAV	CIRCUIT	FUNCTION
1	G77 20VT/GY	LEFT REAR DOOR AJAR SWITCH SENSE
2	Z79 20LG/BK	GROUND

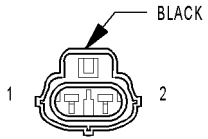




DOOR AJAR SWITCH-PASSENGER

DOOR AJAR SWITCH-PASSENGER - BLACK 2 WAY

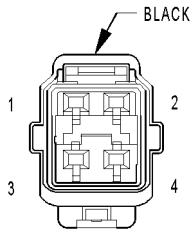
CAV	CIRCUIT	FUNCTION
1	G74 20VT/WT	PASSENGER DOOR AJAR SWITCH SENSE
2	Z74 20BK/WT	GROUND



DOOR AJAR SWITCH-RIGHT REAR

DOOR AJAR SWITCH-RIGHT REAR - BLACK 2 WAY

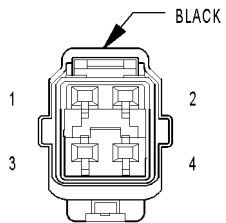
CAV	CIRCUIT	FUNCTION
1	G76 20VT/GY	RIGHT REAR DOOR AJAR SWITCH SENSE
2	Z72 20LG/BK	GROUND



DOOR LOCK MOTOR/AJAR SWITCH-DRIVER

DOOR LOCK MOTOR/AJAR SWITCH-DRIVER - BLACK 4 WAY

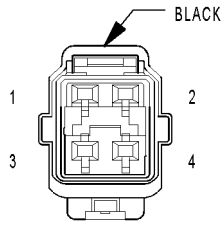
CAV	CIRCUIT	FUNCTION
1	G75 20VT	DRIVER DOOR AJAR SWITCH SENSE
2	Z75 20BK/VT	GROUND
3	P1 18TN/LG	DOOR UNLOCK DRIVER LEFT FRONT
4	P393 18LG	DOOR LOCK DRIVER LEFT DOORS



DOOR LOCK MOTOR/AJAR SWITCH-LEFT REAR

DOOR LOCK MOTOR/AJAR SWITCH-LEFT REAR - BLACK 4 WAY

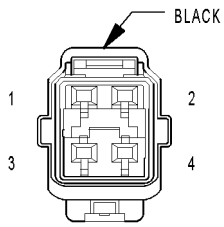
CAV	CIRCUIT	FUNCTION
1	G77 20VT/GY	LEFT REAR DOOR AJAR SWITCH SENSE
2	Z79 20LG/BK	GROUND
3	P5 18TN/OR	DOOR UNLOCK DRIVER LEFT REAR
4	P393 18LG	DOOR LOCK DRIVER LEFT DOORS



DOOR LOCK  
MOTOR/AJAR  
SWITCH-PASSENGER

DOOR LOCK MOTOR/AJAR SWITCH-PASSENGER - BLACK 4 WAY

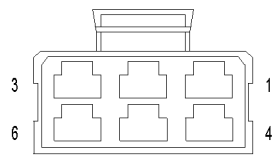
CAV	CIRCUIT	FUNCTION
1	G74 20VT/WT	PASSENGER DOOR AJAR SWITCH SENSE
2	Z74 20BK/WT	GROUND
3	G778 18VT/LB	DOOR UNLOCK DRIVER RIGHT DOORS
4	P392 18LG/DB	DOOR LOCK DRIVER RIGHT DOORS



DOOR LOCK  
MOTOR/AJAR  
SWITCH-RIGHT REAR

DOOR LOCK MOTOR/AJAR SWITCH-RIGHT REAR - BLACK 4 WAY

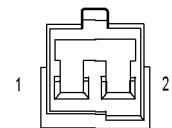
CAV	CIRCUIT	FUNCTION
1	G76 20VT/GY (VIRTUAL)	RIGHT REAR DOOR AJAR SWITCH SENSE
2	Z72 20LG/BK (VIRTUAL)	GROUND
3	G778 18TN/OR (VIRTUAL)	DOOR UNLOCK DRIVER RIGHT DOORS
4	P392 18LG (VIRTUAL)	DOOR LOCK DRIVER RIGHT DOORS



DOOR  
LOCK  
SWITCH-PASSENGER

DOOR LOCK SWITCH-PASSENGER - 6 WAY

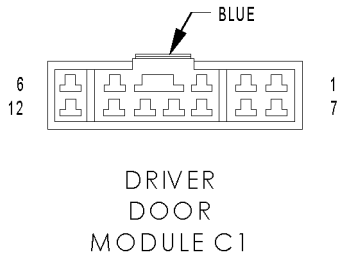
CAV	CIRCUIT	FUNCTION
1	G160 20VT/LG	PASSENGER DOOR LOCK SWITCH MUX
2	F21 20PK/DG	FUSED IGNITION SWITCH OUTPUT (RUN-START)
3	-	-
4	-	-
5	Z461 20BK/DG	GROUND
6	-	-



DRIVER  
BLEND  
DOOR  
ACTUATOR  
(DUAL ZONE)


DRIVER BLEND DOOR ACTUATOR (DUAL ZONE) - 2 WAY

CAV	CIRCUIT	FUNCTION
1	C61 20DB/LG	BLEND DOOR DRIVER
2	C34 20DB/LB	COMMON DOOR DRIVER



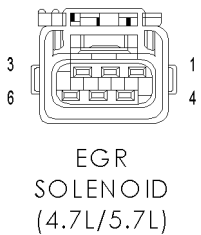
DRIVER DOOR MODULE C1 - BLUE 12 WAY

CAV	CIRCUIT	FUNCTION
1	Q612 14OR/DB	RIGHT REAR WINDOW DRIVER (DOWN)
2	Q412 14OR/LB	RIGHT REAR WINDOW DRIVER (UP)
3	Q16 14OR/TN	MASTER WINDOW SWITCH RIGHT FRONT (UP)
4	Q411 14OR/WT	LEFT REAR WINDOW DRIVER (UP)
5	Q11 14OR/LG	LEFT FRONT WINDOW DRIVER (UP)
6	Q26 14OR/GY	MASTER WINDOW SWITCH RIGHT FRONT (DOWN)
7	G161 20VT/DG	DRIVER DOOR LOCK SWITCH MUX
8	Z421 14BK/BR	GROUND
9	F30 14PK/YL	FUSED IGNITION SWITCH OUTPUT (RUN-ACC)
10	Q611 14OR/GY	LEFT REAR WINDOW DRIVER (DOWN)
11	Z941 20BK	GROUND
12	Q21 14OR/WT	LEFT FRONT WINDOW DRIVER (DOWN)



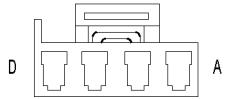
DRIVER DOOR MODULE C2 - BLUE 8 WAY

CAV	CIRCUIT	FUNCTION
1	P71 18TN/DG	LEFT MIRROR UP DRIVER
2	P195 18LG/YL	LEFT MIRROR COMMON DRIVER (RIGHT/DOWN)
3	A930 18RD	FUSED B(+)
4	P74 18TN/OR	RIGHT MIRROR LEFT DRIVER
5	Z461 20BK/DG	GROUND
6	P75 18TN/LG	LEFT MIRROR LEFT DRIVER
7	P72 18TN/GY	RIGHT MIRROR UP DRIVER
8	Q15 14OR/LB	POWER WINDOW SWITCH FEED



EGR SOLENOID (4.7L/5.7L) - 6 WAY

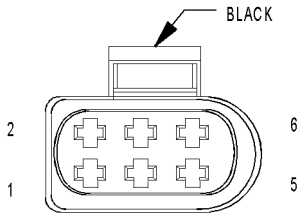
CAV	CIRCUIT	FUNCTION
1	K34 18DB/LG	EGR SENSOR SIGNAL
2	F856 20YL/PK	5 VOLT SUPPLY
3	K900 20DB/DG	SENSOR GROUND
4	Z335 18BK/WT	GROUND
5	-	-
6	K35 18DB/VT	EGR SOLENOID CONTROL



ELECTRIC  
BRAKE  
PROVISION

ELECTRIC BRAKE PROVISION - 4 WAY

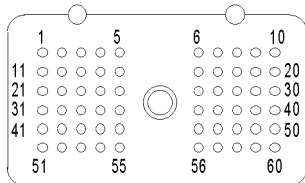
CAV	CIRCUIT	FUNCTION
A	A400 14TN/RD	FUSED B(+)
B	B40 14DG	TRAILER TOW BRAKE B(+)
C	L50 18WT/TN	BRAKE LAMP SWITCH OUTPUT
D	Z998 18BK	GROUND



ELECTRONIC  
THROTTLE  
CONTROL  
MODULE

ELECTRIC THROTTLE CONTROL MODULE - BLACK 6 WAY

CAV	CIRCUIT	FUNCTION
1	K22 18BR/OR	TP NO. 1 SIGNAL
2	F855 18PK/YL	5 VOLT SUPPLY
3	K447 18TN/YL	ETC MOTOR (+)
4	K122 18BR/DG	TP NO. 2 SIGNAL
5	K448 18TN/OR	ETC MOTOR (-)
6	K922 18BR/DB	TP SENSOR RETURN



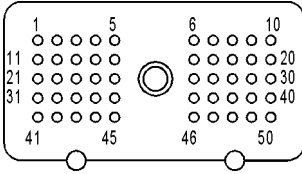
ENGINE CONTROL  
MODULE C1  
(DIESEL)

ENGINE CONTROL MODULE C1 (DIESEL) - 60 WAY

CAV	CIRCUIT	FUNCTION
1	-	-
2	-	-
3	-	-
4	D72 18WT/LB	CCD BUS (+)
5	D71 18WT/DB	CCD BUS (-)
6	K65 18BR/LB	FUEL PUMP RELAY RETURN
7	K20 18BR/GY	GEN FIELD CONTROL
8	-	-
9	-	-
10	-	-
11	K2 18TN/BK (A/T)	ECT SIGNAL
11	K2 18VT/OR (M/T)	ECT SIGNAL
12	K181 18BR/YL	FUEL PUMP DRIVER
13	-	-
14	K22 18BR/WT (A/T)	TP SIGNAL
14	K23 18DB/WT (M/T)	APPS NO. 1 SIGNAL
15	K21 18DB/LG	INTAKE AIR TEMPERATURE SENSOR SIGNAL
16	-	-
16	K29 18WT/BR (M/T)	APPS NO. 2 SIGNAL
17	-	-
18	-	-
19	K31 18BR	FUEL PUMP RELAY CONTROL
20	-	-
21	-	-
22	K24 18LB/BR (A/T)	CKP SIGNAL
22	K24 18BR/LB (M/T)	CKP SIGNAL
23	K914 18RD/WT (A/T)	SENSOR GROUND
23	K914 18BR/WT (M/T)	SENSOR GROUND
24	K44 18DB/GY	CMP SIGNAL
25	K668 18LG (A/T)	SUPPLY VOLTAGE
25	K688 18BR (M/T)	SUPPLY VOLTAGE

ENGINE CONTROL MODULE C1 (DIESEL) - 60 WAY

CAV	CIRCUIT	FUNCTION
26	C918 18BK/LB	A/C PRESSURE SENSOR GROUND
27	K853 18DB/BR	5 VOLT SUPPLY
28	-	-
29	K690 18DG/YL (A/T)	INLET AIR TEMPERATURE/PRESSURE RETURN
29	K690 18BR/YL (M/T)	INLET AIR TEMPERATURE/PRESSURE RETURN
30	K11 16WT/DB (A/T)	INJECTOR CONTROL NO. 1
30	K11 16BR/YL (M/T)	INJECTOR CONTROL NO.1
31	G123 18VT/LG	WATER IN FUEL SENSOR SIGNAL
32	K916 18BR/OR	SENSOR GROUND
33	K922 18LG/OR (A/T)	THROTTLE POSITION SENSOR RETURN
33	K167 18BR/YL (M/T)	APPS NO. 1 RETURN
34	K565 18OR	IDLE SWITCH
35	-	-
36	K14 16BR/TN	INJECTOR CONTROL NO. 4
37	-	-
38	-	-
39	-	-
40	K13 16TN (A/T)	INJECTOR CONTROL NO. 3
40	K13 16BR/LB (M/T)	INJECTOR CONTROL NO.3
41	-	-
42	K851 18VT/PK (A/T)	5-VOLT SUPPLY
42	K852 18BR/VT (M/T)	APPS 1 5-VOLT SUPPLY
43	K37 18LB (A/T)	BOOST PRESSURE SENSOR SIGNAL
43	K37 18BR/OR (M/T)	BOOST PRESSURE SENSOR SIGNAL
44	K556 18OR/BR	NOT IDLE SWITCH
45	N2 18DB/YL	LIFT PUMP FEED
46	K58 16BR/VT	INJECTOR CONTROL NO. 6
47	-	-
48	-	-
49	-	-
50	K12 16BR/DB	INJECTOR CONTROL NO. 2
51	-	-
52	K975 18BR/BK (A/T)	SENSOR GROUND
52	K975 18BR/OR (M/T)	SENSOR GROUND
53	K915 18VT/RD	FUEL RAIL SENSOR RETURN
54	F855 18PK/YL	5 VOLT SUPPLY
55	-	-
56	K38 16GY (A/T)	INJECTOR CONTROL NO. 5
56	K38 16BR/OR (M/T)	INJECTOR CONTROL NO. 5
57	K229 16TN/PK (A/T)	ENG-INJECTOR HIGH SIDE DRIVER-BANK 2
57	K229 16BR/LB (M/T)	ENG-INJECTOR HIGH SIDE DRIVER-BANK 2
58	-	-
59	K227 16BR/LG	ENG-INJECTOR HIGH SIDE DRIVER-BANK 1
60	-	-

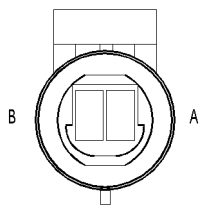


ENGINE CONTROL  
MODULE C2  
(DIESEL)

ENGINE CONTROL MODULE C2 (DIESEL) - 50 WAY

CAV	CIRCUIT	FUNCTION
1	-	-
2	-	-
3	K615 18VT/WT	INLET AIR TEMPERATURE SENSE
3	K615 18BR/WT (M/T)	INLET AIR TEMPERATURE SENSE
4	V35 18VT/OR (A/T)	S/C VENT CONTROL
5	K176 18BR/OR	INTAKE AIR HEATER RELAY NO 2 CONTROL
6	K174 18BR/YL	INTAKE AIR HEATER RELAY NO 1 CONTROL
7	V32 18VT/YL (A/T)	SPEED CONTROL SUPPLY
8	-	-
9	T41 18YL/DB (A/T)	PARK/NEUTRAL POSITION SWITCH SENSE (T41)
10	K161 18BR/LB	FAN SPEED SENSOR
11	B22 18DG/YL	VEHICLE SPEED SENSOR SIGNAL NO. 1
12	G6 18VT/GY	OIL PRESSURE SIGNAL
13	T6 18DG (A/T)	TOW/HAUL OVERDRIVE OFF SWITCH SENSE
14	T118 18DG (A/T)	GOVERNOR PRESSURE SOLENOID CONTROL
15	T9 18DG/TN (A/T)	3-4 SOLENOID CONTROL
16	D21 18WT/BR	SCI TRANSMIT (PCM)
16	D21 18PK (M/T)	SCI TRANSMIT
17	-	-
18	T38 18YL/BR (A/T)	GOVERNOR PRESSURE SENSOR SIGNAL
19	D20 18WT/LG	SCI RECEIVE (PCM)
20	A209 16RD	FUSED B(+)
21	Z902 16BK	GROUND
22	-	-
23	F856 18YL/PK	5 VOLT SUPPLY
24	K900 18DB/DG	SENSOR GROUND
25	T75 18YL/LB (A/T)	TORQUE CONVERTER CLUTCH SOLENOID CONTROL
26	N4 18DB/WT	FUEL LEVEL SENSOR SIGNAL
27	-	-
28	D25 18WT/VT	PCI BUS
29	T54 18DG/OR (A/T)	TRANSMISSION TEMPERATURE SENSOR SIGNAL
30	A209 16RD	FUSED B(+)
31	T515 18YL/DB (A/T)	TRANSMISSION CONTROL RELAY CONTROL
32	F202 18PK/GY	FUSED IGNITION SWITCH OUTPUT (RUN-START)
33	K854 18VT/BR (M/T)	5 VOLT SUPPLY
34	V36 18VT/YL (A/T)	S/C VACUUM CONTROL
35	K616 18BR/YL	INLET AIR PRESSURE SENSE
36	V32 18VT/YL (M/T)	SPEED CONTROL SUPPLY
37	B29 18DG/WT	BRAKE SWITCH SIGNAL
38	-	-
39	-	-
40	A209 16RD	FUSED B(+)
41	C13 18LB/OR	A/C CLUTCH RELAY CONTROL
42	-	-
43	K160 18BR/OR	PARK LOCKOUT SOLENOID CONTROL
44	T14 18DG/BR (A/T)	OUTPUT SPEED SENSOR SIGNAL
45	T13 18DG/VT (A/T)	SENSOR GROUND
46	V37 18VT	S/C SWITCH NO. 1 SIGNAL
47	K25 18DB/VT	BATT TEMP SIGNAL
48	K400 18BR/VT (M/T)	APPS NO.2 RETURN
49	Z902 16BK	GROUND
50	Z902 16BK	GROUND

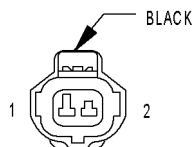




ENGINE COOLANT TEMPERATURE SENSOR (DIESEL)

ENGINE COOLANT TEMPERATURE SENSOR (DIESEL) - 2 WAY

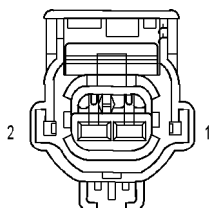
CAV	CIRCUIT	FUNCTION
A	K914 18RD/WT	SENSOR GROUND
A	K914 18BR/WT	SENSOR GROUND
B	K2 18TN/BK	ECT SIGNAL
B	K2 18VT/OR	ECT SIGNAL



ENGINE COOLANT TEMPERATURE SENSOR (GAS)

ENGINE COOLANT TEMPERATURE SENSOR (GAS) - BLACK 2 WAY

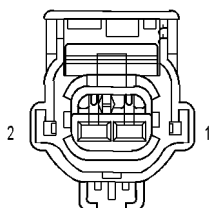
CAV	CIRCUIT	FUNCTION
1	K900 18DB/DG	SENSOR GROUND
2	K2 18VT/OR	ECT SIGNAL



ENGINE OIL PRESSURE SWITCH

ENGINE OIL PRESSURE SWITCH - 2 WAY

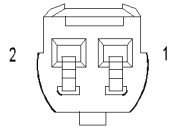
CAV	CIRCUIT	FUNCTION
1	G6 18VT/GY	OIL PRESSURE SIGNAL
2	-	-



EVAP/PURGE SOLENOID (NGC)

EVAP/PURGE SOLENOID (NGC) - 2 WAY

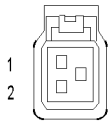
CAV	CIRCUIT	FUNCTION
1	K52 18DB/WT	EVAP PURGE CONTROL
2	K70 18DB/BR	EVAP PURGE RETURN



EVAPORATOR  
TEMPERATURE  
SENSOR

EVAPORATOR TEMPERATURE SENSOR - 2 WAY

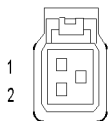
CAV	CIRCUIT	FUNCTION
1	C121 20DB/DG	SENSOR GROUND
2	C21 20DB/LG	EVAPORATOR TEMPERATURE SENSOR SIGNAL



FENDER  
LAMP-FRONT  
LEFT  
(DUAL REAR WHEELS)

FENDER LAMP-FRONT LEFT (DUAL REAR WHEELS) - 2 WAY

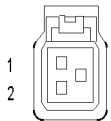
CAV	CIRCUIT	FUNCTION
1	L7 18WT/YL	FUSED PARK LAMP RELAY OUTPUT
2	Z947 18BK	GROUND



FENDER  
LAMP-FRONT  
RIGHT  
(DUAL REAR WHEELS)

FENDER LAMP-FRONT RIGHT (DUAL REAR WHEELS) - 2 WAY

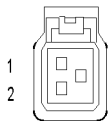
CAV	CIRCUIT	FUNCTION
1	L70 18WT/YL	FUSED PARK LAMP RELAY OUTPUT
2	Z948 18BK	GROUND



FENDER  
LAMP-REAR  
LEFT  
(DUAL REAR WHEELS)

FENDER LAMP-REAR LEFT (DUAL REAR WHEELS) - 2 WAY

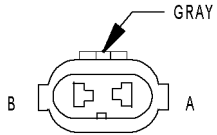
CAV	CIRCUIT	FUNCTION
1	L7 18WT/YL	FUSED PARK LAMP RELAY OUTPUT
2	Z947 18BK	GROUND



FENDER  
LAMP-REAR  
RIGHT  
(DUAL REAR WHEELS)

FENDER LAMP-REAR RIGHT (DUAL REAR WHEELS) - 2 WAY

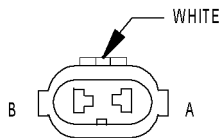
CAV	CIRCUIT	FUNCTION
1	L70 18WT/YL	FUSED PARK LAMP RELAY OUTPUT
2	Z948 18BK	GROUND



FOG LAMP-  
LEFT

FOG LAMP-LEFT - GRAY 2 WAY

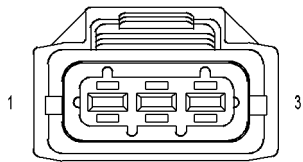
CAV	CIRCUIT	FUNCTION
A	Z926 18BK	GROUND
B	L89 18WT/YL	FOG LAMP RELAY OUTPUT



FOG LAMP-  
RIGHT

FOG LAMP-RIGHT - WHITE 2 WAY

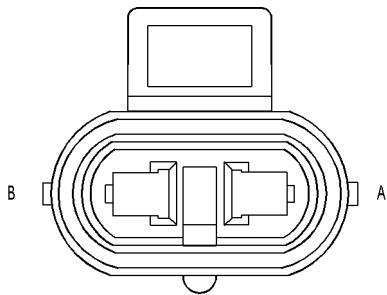
CAV	CIRCUIT	FUNCTION
A	Z926 18BK	GROUND
B	L89 18WT/YL	FOG LAMP RELAY OUTPUT



FUEL  
CONTROL  
ACTUATOR  
(DIESEL)

FUEL CONTROL ACTUATOR (DIESEL) - 3 WAY

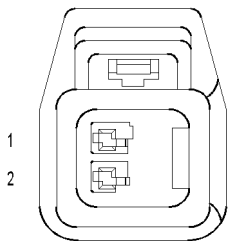
CAV	CIRCUIT	FUNCTION
1	K915 18VT/RD	FUEL RAIL SENSOR RETURN
2	K181 18BR/YL	FUEL PUMP DRIVER
3	F855 18PK/YL	5 VOLT SUPPLY



FUEL  
HEATER  
(DIESEL)

FUEL HEATER (DIESEL) - 2 WAY

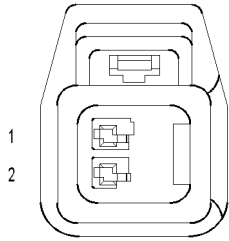
CAV	CIRCUIT	FUNCTION
A	Z816 14BK	GROUND
B	A961 14RD	FUEL HEATER RELAY OUTPUT



FUEL  
INJECTOR  
NO. 1  
(GAS)

FUEL INJECTOR NO. 1 (GAS) - 2 WAY

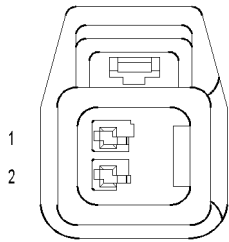
CAV	CIRCUIT	FUNCTION
1	K11 18BR/YL	INJECTOR CONTROL NO. 1
2	K342 16BR/WT	ASD RELAY OUTPUT



FUEL INJECTOR NO. 2 (GAS)

FUEL INJECTOR NO. 2 (GAS) - 2 WAY

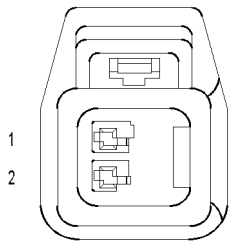
CAV	CIRCUIT	FUNCTION
1	K12 18BR/DB	INJECTOR CONTROL NO. 2
2	K342 16BR/WT	ASD RELAY OUTPUT



FUEL INJECTOR NO. 3 (GAS)

FUEL INJECTOR NO. 3 (GAS) - 2 WAY

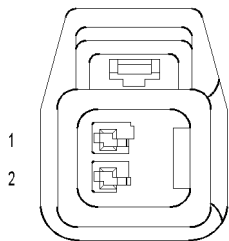
CAV	CIRCUIT	FUNCTION
1	K13 18BR/LB	INJECTOR CONTROL NO. 3
2	K342 16BR/WT	ASD RELAY OUTPUT



FUEL INJECTOR NO. 4 (GAS)

FUEL INJECTOR NO. 4 (GAS) - 2 WAY

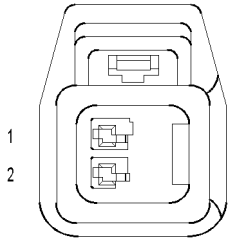
CAV	CIRCUIT	FUNCTION
1	K14 18BR/TN	INJECTOR CONTROL NO. 4
2	K342 16BR/WT	ASD RELAY OUTPUT



FUEL INJECTOR NO. 5 (GAS)

FUEL INJECTOR NO. 5 (GAS) - 2 WAY

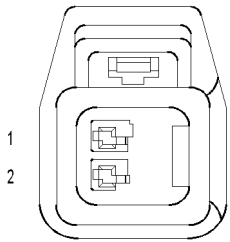
CAV	CIRCUIT	FUNCTION
1	K38 18BR/OR	INJECTOR CONTROL NO. 5
2	K342 16BR/WT	ASD RELAY OUTPUT



FUEL INJECTOR NO. 6 (GAS)

FUEL INJECTOR NO. 6 (GAS) - 2 WAY

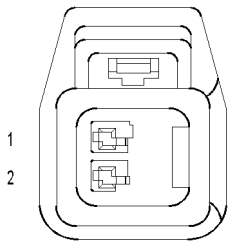
CAV	CIRCUIT	FUNCTION
1	K58 18BR/VT	INJECTOR CONTROL NO. 6
2	K342 16BR/WT	ASD RELAY OUTPUT



FUEL INJECTOR NO. 7 (GAS)

FUEL INJECTOR NO. 7 (GAS) - 2 WAY

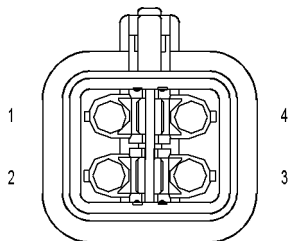
CAV	CIRCUIT	FUNCTION
1	K26 18BR/YL	INJECTOR CONTROL NO. 7
2	K342 16BR/WT	ASD RELAY OUTPUT



FUEL INJECTOR NO. 8 (GAS)

FUEL INJECTOR NO. 8 (GAS) - 2 WAY

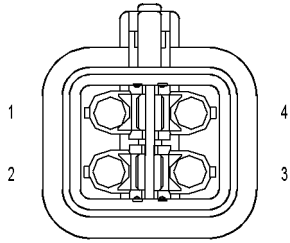
CAV	CIRCUIT	FUNCTION
1	K28 18BR/LB	INJECTOR CONTROL NO. 8
2	K342 16BR/WT	ASD RELAY OUTPUT



FUEL INJECTOR PACK NO. 1 (DIESEL)

FUEL INJECTOR PACK NO. 1 (DIESEL) - 4 WAY

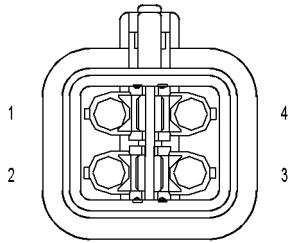
CAV	CIRCUIT	FUNCTION
1	K227 14BR/LG	ENG - INJECTOR HIGH SIDE DRIVER - BANK 1
2	K12 14BR/DB	INJECTOR CONTROL NO. 2
3	K227 14BR/LG	ENG - INJECTOR HIGH SIDE DRIVER - BANK 1
4	K11 14BR/YL	INJECTOR CONTROL NO. 1
4	K11 14WT/DB	INJECTOR CONTROL NO. 1



FUEL INJECTOR PACK NO. 2 (DIESEL)

FUEL INJECTOR PACK NO. 2 (DIESEL) - 4 WAY

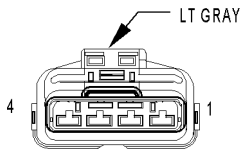
CAV	CIRCUIT	FUNCTION
1	K229 14BR/LB	ENG - INJECTOR HIGH SIDE DRIVER - BANK 2
1	K229 14TN/PK	ENG - INJECTOR HIGH SIDE DRIVER - BANK 2
2	K14 14BR/TN	INJECTOR CONTROL NO. 4
3	K227 14BR/LG	ENG - INJECTOR HIGH SIDE DRIVER - BANK 1
4	K13 14BR/LB	INJECTOR CONTROL NO. 3
4	K13 14TN	INJECTOR CONTROL NO. 3



FUEL INJECTOR PACK NO. 3 (DIESEL)

FUEL INJECTOR PACK NO. 3 (DIESEL) - 4 WAY

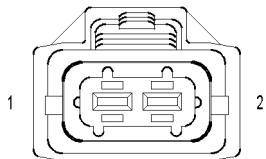
CAV	CIRCUIT	FUNCTION
1	K229 14BR/LB	ENG - INJECTOR HIGH SIDE DRIVER - BANK 2
1	K229 14TN/PK	ENG - INJECTOR HIGH SIDE DRIVER - BANK 2
2	K58 14BR/VT	INJECTOR CONTROL NO. 6
3	K229 14TN/PK	ENG - INJECTOR HIGH SIDE DRIVER - BANK 2
3	K229 14BR/LB	ENG - INJECTOR HIGH SIDE DRIVER - BANK 2
4	K38 14BR/OR	INJECTOR CONTROL NO. 5
4	K38 14GY	INJECTOR CONTROL NO. 5



FUEL PUMP MODULE

FUEL PUMP MODULE - LT GRAY 4 WAY

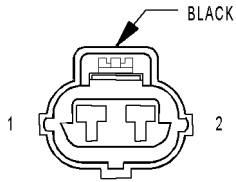
CAV	CIRCUIT	FUNCTION
1	Z201 12BK/OR	GROUND
2	K900 18DB/DG	SENSOR GROUND
3	N4 18DB/WT	FUEL LEVEL SENSOR SIGNAL
4	A109 14OR/RD	FUEL PUMP RELAY OUTPUT



FUEL PUMP MOTOR (DIESEL)

FUEL PUMP MOTOR (DIESEL) - 2 WAY

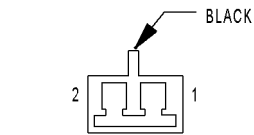
CAV	CIRCUIT	FUNCTION
1	K31 18BR	FUEL PUMP RELAY CONTROL
2	K65 18BR/LB	FUEL PUMP RELAY RETURN



GENERATOR

GENERATOR - BLACK 2 WAY

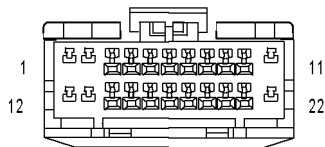
CAV	CIRCUIT	FUNCTION
1	K20 18BR/GY	GEN FIELD CONTROL
2	Z816 18BK (DIESEL)	GROUND
2	Z20 18BR/BK (NGC)	GROUND



GLOVE BOX LAMP AND SWITCH

GLOVE BOX LAMP AND SWITCH - BLACK 2 WAY

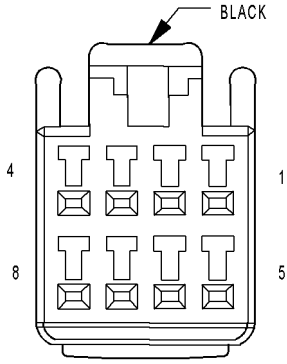
CAV	CIRCUIT	FUNCTION
1	Z328 20BK/TN	GROUND
2	M228 18YL/LB	COURTESY LAMP DRIVER



HANDS FREE MODULE (TELEMATICS)

HANDS FREE MODULE (TELEMATICS) - 22 WAY

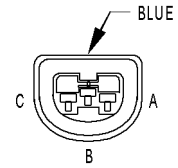
CAV	CIRCUIT	FUNCTION
1	A114 18GY/RD	FUSED B(+)
2	F983 20PK/YL	FUSED IGNITION SWITCH OUTPUT (RUN-ACC)
3	-	-
4	-	-
5	X722 18LB/DG	MICROPHONE 2 IN (+)
6	-	-
7	-	-
8	X703 18DG/OR	LEFT AUDIO OUTPUT
9	X704 18DG/YL	RIGHT AUDIO OUTPUT
10	X795 18DG	HANDS FREE AUDIO OUTPUT COMMON
11	-	-
12	-	-
13	-	-
14	D25 20WT/VT	PCI BUS
15	X730 18GY/YL	VOICE RECOGNITION/PHONE SWITCH SIGNAL
16	X712 18DG/LB	MICROPHONE 1 IN (+)
17	X792 18LB/DG	MICROPHONE IN (-)
18	X735 22NA	HANDSFREE MICROPHONE SHIELD
19	-	-
20	X793 18DG/YL	HANDSFREE MICROPHONE HSD FEED
21	X835 18OR/GY	SENSOR GROUND
22	Z970 18BK	GROUND



HEADLAMP SWITCH

HEADLAMP SWITCH - BLACK 8 WAY

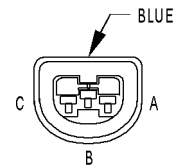
CAV	CIRCUIT	FUNCTION
1	-	-
2	-	-
3	E19 20OR/BR	PANEL LAMPS DIMMER SIGNAL
4	Z407 20BK/OR	GROUND
5	L89 20WT/YL (FOG LAMPS)	FOG LAMP RELAY OUTPUT
6	E2 20OR/BR	PANEL LAMPS DIMMER SIGNAL
7	L115 20WT/YL	HEADLAMP SWITCH RETURN
8	L116 20WT/LG	HEADLAMP SWITCH SIGNAL



HEADLAMP-LEFT

HEADLAMP-LEFT - BLUE 3 WAY

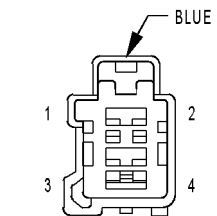
CAV	CIRCUIT	FUNCTION
A	L43 18WT/DB	LEFT LOW BEAM OUTPUT
B	Z345 18BK/LB	GROUND
C	L33 18WT/LG	LEFT HIGH BEAM OUTPUT



HEADLAMP-RIGHT

HEADLAMP-RIGHT - BLUE 3 WAY

CAV	CIRCUIT	FUNCTION
A	L44 18WT/TN	RIGHT LOW BEAM OUTPUT
B	Z346 18BK/LG	GROUND
C	L34 18WT/GY	RIGHT HIGH BEAM OUTPUT

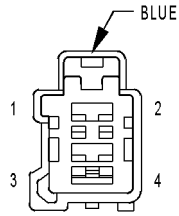


HEATED SEAT CUSHION-DRIVER

HEATED SEAT CUSHION-DRIVER - BLUE 4 WAY

CAV	CIRCUIT	FUNCTION
1	P187 18LG/BR	DRIVER SEAT TEMPERATURE SENSOR INPUT
2	Z939 20BK	GROUND
3	P53 20LG/OR	DRIVER SEAT TEMPERATURE 5 VOLT SUPPLY
4	P89 20LG/OR	SEAT HEATER DRIVER

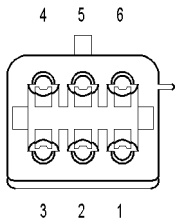




HEATED SEAT CUSHION-PASSENGER

HEATED SEAT CUSHION-PASSENGER - BLUE 4 WAY

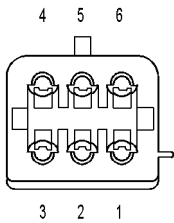
CAV	CIRCUIT	FUNCTION
1	P188 18LG/VT	PASSENGER SEAT TEMPERATURE SENSOR INPUT
2	Z939 20BK	GROUND
3	P54 20OR/LG	PASSENGER SEAT TEMPERATURE 5 VOLT SUPPLY
4	P89 20LG/OR	SEAT HEATER DRIVER



HEATED SEAT SWITCH-DRIVER

HEATED SEAT SWITCH-DRIVER - 6 WAY

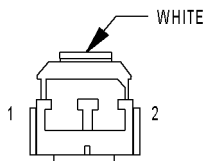
CAV	CIRCUIT	FUNCTION
1	P81 20TN/LB	DRIVER SEAT LOW HEAT LED DRIVER
2	P301 20LG/OR	PANEL LAMPS DRIVER
3	Z301 20TN/BK	GROUND
4	P85 20LG/WT	HEATED SEAT SWITCH SUPPLY
5	P83 20TN/WT	DRIVER SEAT HIGH HEAT LED DRIVER
6	P7 20LG/DG	DRIVER SEAT HEATER MUX SWITCH



HEATED SEAT SWITCH-PASSENGER

HEATED SEAT SWITCH-PASSENGER - 6 WAY

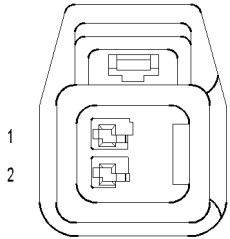
CAV	CIRCUIT	FUNCTION
1	P82 20TN/DG	PASSENGER SEAT LOW HEAT LED DRIVER
2	P301 20LG/OR	PANEL LAMPS DRIVER
3	Z302 20LG/BK	GROUND
4	P85 20LG/WT	HEATED SEAT SWITCH SUPPLY
5	P84 20TN/VT	PASSENGER SEAT HIGH HEAT LED DRIVER
6	P8 20LG/WT	PASSENGER SEAT HEATER MUX SWITCH



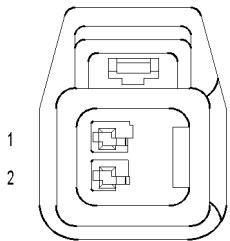
HORN SWITCH

HORN SWITCH - WHITE 2 WAY

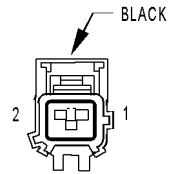
CAV	CIRCUIT	FUNCTION
1	X3 20DG/VT	HORN SWITCH SENSE
2	-	-



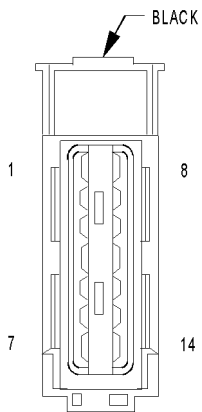
HORN-HIGH NOTE



HORN-LOW NOTE



IDLE AIR CONTROL MOTOR (3.7L/4.7L)



IGNITION SWITCH

HORN-HIGH NOTE - 2 WAY

CAV	CIRCUIT	FUNCTION
1	X2 18DG/OR	HORN RELAY OUTPUT
2	Z299 18BK/OR	GROUND

HORN-LOW NOTE - 2 WAY

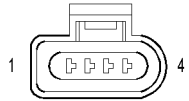
CAV	CIRCUIT	FUNCTION
1	X2 18DG/OR	HORN RELAY OUTPUT
2	Z298 18BK/DB	GROUND

IDLE AIR CONTROL MOTOR (3.7L/4.7L) - BLACK 2 WAY

CAV	CIRCUIT	FUNCTION
1	K961 18BR/VT	IAC RETURN
2	K61 18VT/GY	IAC MOTOR CONTROL

IGNITION SWITCH - BLACK 14 WAY

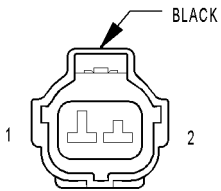
CAV	CIRCUIT	FUNCTION
1	A970 10RD	FUSED B(+)
2	F1 16PK/WT	FUSED IGNITION SWITCH OUTPUT (OFF-RUN-START)
3	F951 16PK/LG	FUSED IGNITION SWITCH OUTPUT (RUN-START)
4	A951 16RD	FUSED B(+)
5	G15 20VT/TN	KEY IN IGNITION SWITCH SENSE
6	Z943 20BK	GROUND
7	A921 16RD	FUSED B(+)
8	C7 10DB	BLOWER MOTOR FEED
9	F982 14PK/YL	FUSED IGNITION SWITCH OUTPUT (RUN-ACC)
10	F991 10PK/YL (POWER WINDOWS)	FUSED IGNITION SWITCH OUTPUT (RUN-START)
11	A981 14RD	FUSED B(+)
12	A991 10RD (POWER WINDOWS)	FUSED B(+)
13	T751 16YL	FUSED IGNITION SWITCH OUTPUT (START)
14	F922 16PK/YL	FUSED IGNITION SWITCH OUTPUT (RUN)



INLET AIR TEMPERATURE SENSOR

INLET AIR TEMPERATURE SENSOR - 4 WAY

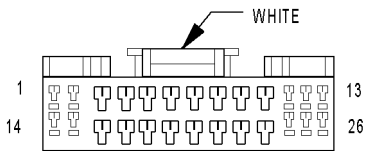
CAV	CIRCUIT	FUNCTION
1	K690 18BR/YL (A/T)	INLET AIR TEMPERATURE/PRESSURE RETURN
1	K690 18DG/YL (M/T)	INLET AIR TEMPERATURE/PRESSURE RETURN
2	K615 18VT/WT (A/T)	INLET AIR TEMPERATURE SENSE
2	K615 18BR/WT (M/T)	INLET AIR TEMPERATURE SENSE
3	K668 18BR (A/T)	SUPPLY VOLTAGE
3	K668 18LG (M/T)	SUPPLY VOLTAGE
4	K616 18BR/YL	INLET AIR PRESSURE SENSE



INPUT SPEED SENSOR (45RFE)

INPUT SPEED SENSOR (45RFE) - BLACK 2 WAY

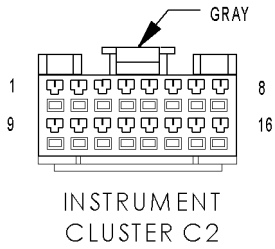
CAV	CIRCUIT	FUNCTION
1	T52 18DG/OR	INPUT SPEED SENSOR SIGNAL
2	T13 18DG/VT	SPEED SENSOR GROUND



INSTRUMENT CLUSTER C1

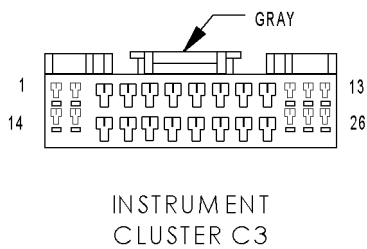
INSTRUMENT CLUSTER C1 - WHITE 26 WAY

CAV	CIRCUIT	FUNCTION
1	P1 18TN/LG (SLT)	DOOR UNLOCK DRIVER LEFT FRONT
2	A941 18RD	FUSED B(+)
3	K32 18DB/YL	BTSI SOLENOID CONTROL
4	-	-
5	-	-
6	-	-
7	E16 20OR/GY	PANEL LAMPS DRIVER
8	E14 20OR/TN	PANEL LAMPS DRIVER
9	E19 20OR/BR	PANEL LAMPS DIMMER SIGNAL
10	P393 18LG (SLT)	DOOR LOCK DRIVER LEFT DOORS
11	P392 18LG/DB (SLT)	DOOR LOCK DRIVER RIGHT DOORS
12	-	-
13	Z921 18BK	GROUND
14	Z108 20BK/LG	GROUND
15	M288 18YL/GY	FUSED B(+)
16	P85 20LG/WT (SLT+)	HEATED SEAT SWITCH SUPPLY
17	M228 18YL/LB (SLT)	COURTESY LAMP DRIVER
18	L14 20WT/TN	CARGO LAMP DRIVER
19	P301 20LG/OR (SLT+)	PANEL LAMPS DRIVER
20	E11 20OR/DB (SLT)	PANEL LAMPS DRIVER
21	M20 20YL/LB	COURTESY LAMPS DRIVER
22	M22 20YL/OR	COURTESY LAMPS DRIVER
23	P5 18TN/OR (SLT)	DOOR UNLOCK DRIVER LEFT REAR
24	G778 18VT/LB (SLT)	DOOR UNLOCK DRIVER RIGHT DOORS
25	A944 20RD	FUSED B(+)
26	A944 20RD	FUSED B(+)



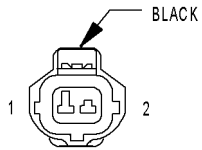
INSTRUMENT CLUSTER C2 - GRAY 16 WAY

CAV	CIRCUIT	FUNCTION
1	G194 20VT/LG	WASH/BEAM SELECT SWITCH SIGNAL
2	G160 20VT/LG (SLT)	PASSENGER DOOR LOCK SWITCH MUX
3	G161 20VT/DG (SLT)	DRIVER DOOR LOCK SWITCH MUX
4	E2 20OR/BR	PANEL LAMPS DIMMER SIGNAL
5	L116 20WT/LG	HEADLAMP SWITCH SIGNAL
6	-	-
7	G163 20VT/LB (SLT)	DRIVER CYLINDER LOCK SWITCH MUX
8	L12 20WT/OR	TURN LAMPS SWITCH SIGNAL
9	-	-
10	W52 20BR/YL	INTERMITTENT WIPER SWITCH SIGNAL
11	T117 20DG/YL	TRANS RANGE SENSOR ELECTRONIC CLUSTER 5 VOLT SUPPLY
12	X20 20GY/WT (SLT PREMIUM RADIO)	RADIO CONTROL MUX
13	-	-
14	-	-
15	-	-
16	-	-



INSTRUMENT CLUSTER C3 - GRAY 26 WAY

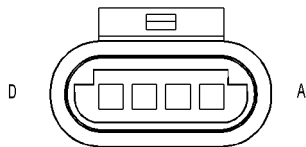
CAV	CIRCUIT	FUNCTION
1	G75 20VT	DRIVER DOOR AJAR SWITCH SENSE
2	G77 20VT/GY	LEFT REAR DOOR AJAR SWITCH SENSE
3	G76 20VT/YL	RIGHT REAR DOOR AJAR SWITCH SENSE
4	G74 20VT/WT	PASSENGER DOOR AJAR SWITCH SENSE
5	-	-
6	-	-
7	K77 18BR/WT	TRANSFER CASE POSITION SENSOR INPUT
8	L900 20WT/YL	WIPER/TURN/BEAM SELECT SWITCH RETURN
9	L115 20WT/YL	HEADLAMP SWITCH RETURN
10	T917 20YL/TN	TRANS RANGE SENSOR ELECTRONIC CLUSTER MUX
11	-	-
12	-	-
13	Z18 20BK/LB	GROUND
14	X3 20DG/VT	HORN SWITCH SENSE
15	L50 18WT/TN	BRAKE LAMP SWITCH OUTPUT
16	G15 20VT/TN	KEY IN IGNITION SWITCH SENSE
17	-	-
18	-	-
19	D25 20WT/VT	PCI BUS
20	G10 20VT/LG	SEAT BELT SWITCH SENSE
21	-	-
22	B25 20DG/WT	PARK BRAKE SWITCH SENSE
23	F983 20PK/YL	FUSED IGNITION SWITCH OUTPUT (RUN-ACC)
24	F1 16PK/WT	FUSED IGNITION SWITCH OUTPUT (OFF-RUN-START)
25	F21 20PK/DG	FUSED IGNITION SWITCH OUTPUT (RUN-START)
26	A114 18GY/RD	FUSED B(+)



INTAKE AIR TEMPERATURE SENSOR (GAS)

INTAKE AIR TEMPERATURE SENSOR (GAS) - BLACK 2 WAY

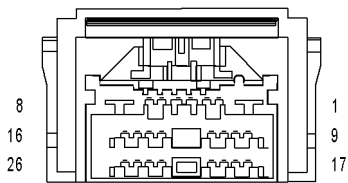
CAV	CIRCUIT	FUNCTION
1	K900 18DB/DG	SENSOR GROUND
2	K21 18DB/LG	IAT SIGNAL



INTAKE AIR TEMPERATURE/MANIFOLD ABSOLUTE PRESSURE SENSOR (DIESEL)

INTAKE AIR TEMPERATURE/MANIFOLD ABSOLUTE PRESSURE SENSOR (DIESEL) - 4 WAY

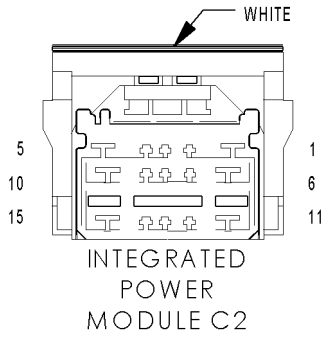
CAV	CIRCUIT	FUNCTION
A	K916 18BR/OR	SENSOR GROUND
B	K21 18DB/LG	INTAKE AIR TEMPERATURE SENSOR SIGNAL
C	F855 18PK/YL	5 VOLT SUPPLY
D	K37 18LB (A/T)	BOOST PRESSURE SENSOR SIGNAL
D	K37 18BR/OR (M/T)	BOOST PRESSURE SENSOR SIGNAL



INTEGRATED POWER MODULE C1

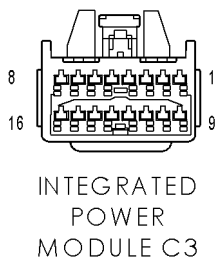
INTEGRATED POWER MODULE C1 - 26 WAY

CAV	CIRCUIT	FUNCTION
1	A960 14RD (DIESEL)	FUSED B(+)
1	A16 16RD/BR (NGC)	FUSED B(+)
2	F21 20PK/DG	FUSED IGNITION SWITCH OUTPUT (RUN-START)
3	-	-
4	F500 20DG/PK	FUSED IGNITION SWITCH OUTPUT (RUN)
5	L673 18YL	TRAILER TOW LEFT TURN RELAY OUTPUT
6	-	-
7	L674 18LG	TRAILER TOW RIGHT TURN RELAY OUTPUT
8	A981 14RD	FUSED B(+)
9	A114 18GY/RD	FUSED B(+)
10	L70 18WT/GY	FUSED PARK LAMP RELAY OUTPUT
11	F951 16PK/LG	FUSED IGNITION SWITCH OUTPUT (RUN-START)
12	A941 18RD	FUSED B(+)
13	A919 20RD	FUSED B(+)
14	X2 18DG/OR	HORN RELAY OUTPUT
15	-	-
16	A103 18GY/RD	FUSED B(+)
17	L678 18BR	PARK LAMP RELAY OUTPUT
18	-	-
19	L7 18WT/YL	FUSED PARK LAMP RELAY OUTPUT
20	-	-
21	-	-
22	-	-
23	-	-
24	-	-
25	-	-
26	-	-



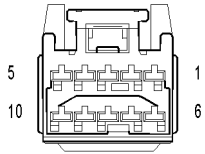
INTEGRATED POWER MODULE C2 - WHITE 15 WAY

CAV	CIRCUIT	FUNCTION
1	A991 10RD	FUSED B(+)
2	A34 16RD/WT (ELECTRONIC TRANSFERCASE)	FUSED B(+)
3	A405 18RD/DB	FUSED B(+)
4	-	-
5	A210 12OR/RD	FUSED B(+)
6	A970 10RD	FUSED B(+)
7	A100 14RD/VT	FUSED B(+)
8	A111 14DG/RD	FUSED B(+)
9	A205 18RD/OR	FUSED B(+)
10	A921 16RD	FUSED B(+)
11	-	-
12	F984 18PK/YL	FUSED IGNITION SWITCH OUTPUT (RUN-ACC)
13	A116 18YL/RD	FUSED B(+)
14	A951 16RD	FUSED B(+)
15	-	-



INTEGRATED POWER MODULE C3 - 16 WAY

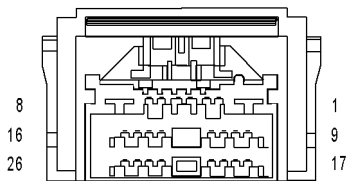
CAV	CIRCUIT	FUNCTION
1	W10 20BR	WASHER PUMP MOTOR CONTROL
2	L62 18WT/YL	RIGHT REAR TURN LAMP DRIVER
3	Z117 18BK/WT	GROUND
4	G31 20VT/LG (DIESEL)	AAT SIGNAL
5	Z118 18BK/YL	GROUND
6	L1 18WT/LG	BACKUP LAMP FEED
7	-	-
8	-	-
9	-	-
10	D25 20VT/PK	PCI BUS
11	-	-
12	L61 18WT/LG	LEFT FRONT TURN LAMP DRIVER
13	L53 18DG/WT	LEFT STOP LAMP FEED
14	L63 18WT/DG	LEFT REAR TURN LAMP DRIVER
15	L60 18WT/TN	RIGHT FRONT TURN LAMP DRIVER
16	G180 20VT/YL (DIESEL)	SENSOR GROUND



INTEGRATED  
POWER  
MODULE C4

INTEGRATED POWER MODULE C4 - 10 WAY

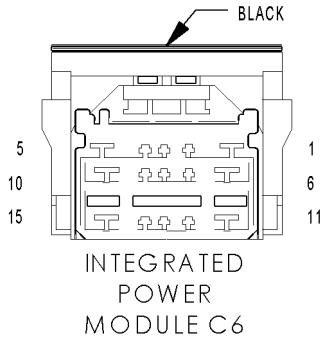
CAV	CIRCUIT	FUNCTION
1	Z116 18BK/VT	GROUND
2	L54 18WT/LG	RIGHT STOP LAMP FEED
3	W1 20BR/TN	WASHER FLUID SWITCH SENSE
4	-	-
5	-	-
6	F941 20PK/LG (DIESEL)	FUSED IGNITION SWITCH OUTPUT (RUN-START)
7	W7 20BR/GY	WIPER PARK SWITCH SENSE
8	-	-
9	-	-
10	F202 20PK/GY	FUSED IGNITION SWITCH OUTPUT (RUN-START)



INTEGRATED  
POWER  
MODULE C5

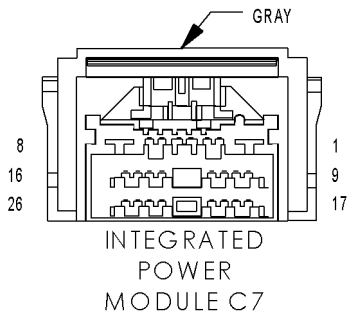
INTEGRATED POWER MODULE C5 - 26 WAY

CAV	CIRCUIT	FUNCTION
1	F922 16PK/YL	FUSED IGNITION SWITCH OUTPUT (RUN)
2	F941 20PK/LG (DIESEL)	FUSED IGNITION SWITCH OUTPUT (RUN-START)
2	Z912 20BK (GAS)	GROUND
3	-	-
4	L10 18WT/GY	FUSED IGNITION SWITCH OUTPUT (RUN)
5	-	-
6	-	-
7	-	-
8	Z920 12BK	GROUND
9	C110 20DB/LB	DEFOGGER RELAY CONTROL
10	-	-
11	C13 20LB/OR	A/C CLUTCH RELAY CONTROL
12	-	-
13	-	-
14	Z114 20BK/LG (DIESEL)	GROUND
14	K173 18BR/VT (NGC)	CONDENSER FAN RELAY CONTROL
15	F202 20PK/GY (DIESEL)	FUSED IGNITION SWITCH OUTPUT (RUN-START)
15	A16 16RD/BR (NGC)	FUSED B(+)
16	T515 20YL/DB	TRANSMISSION CONTROL RELAY CONTROL
17	C16 16DB/GY	HEATED MIRROR RELAY OUTPUT
18	C3 20DB/YL	A/C CLUTCH RELAY OUTPUT
19	-	-
20	-	-
21	C110 20DB/LB	DEFOGGER RELAY CONTROL
22	W4 16BR/OR	WIPER RELAY HIGH SPEED OUTPUT
23	F100 18PK/VT	FUSED IGNITION SWITCH OUTPUT (RUN)
24	F201 18PK/OR	FUSED IGNITION SWITCH OUTPUT (RUN)
25	-	-
26	F504 20GY/PK	FUSED IGNITION SWITCH OUTPUT (RUN)



INTEGRATED POWER MODULE C6 - BLACK 15 WAY

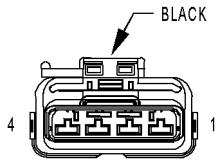
CAV	CIRCUIT	FUNCTION
1	-	-
2	A400 14TN/RD	FUSED B(+)
3	-	-
4	K342 16BR/WT	ASD RELAY OUTPUT
5	-	-
6	-	-
7	-	-
8	-	-
9	-	-
10	A961 14RD (DIESEL)	FUEL HEATER RELAY OUTPUT
10	C123 16LB/WT (NGC)	CONDENSER FAN RELAY OUTPUT
11	A960 14RD (DIESEL)	FUSED B(+)
11	A16 16RD/BR (NGC)	FUSED B(+)
12	F982 14PK/YL	FUSED IGNITION SWITCH OUTPUT (RUN-ACC)
13	-	-
14	T16 18YL/OR	TRANSMISSION CONTROL RELAY OUTPUT
15	-	-



INTEGRATED POWER MODULE C7 - GRAY 26 WAY

CAV	CIRCUIT	FUNCTION
1	T750 14YL/GY	STARTER MOTOR RELAY OUTPUT
2	W3 16BR/WT	WIPER RELAY LOW SPEED OUTPUT
3	F983 20PK/YL	FUSED IGNITION SWITCH OUTPUT (RUN-ACC)
4	A930 18RD	FUSED B(+)
5	-	-
6	L43 18WT/DB	LEFT LOW BEAM OUTPUT
7	L34 18WT/GY	RIGHT HIGH BEAM OUTPUT
8	-	-
9	A109 16OR/RD (GAS)	FUEL PUMP RELAY OUTPUT
10	-	-
11	K51 20BR/WT (GAS)	ASD RELAY CONTROL
13	-	-
14	-	-
15	L33 18WT/LG	LEFT HIGH BEAM OUTPUT
16	-	-
16	A72 18RD/OR	ADJUSTABLE PEDAL RELAY OUTPUT
17	-	-
17	C15 16DB/WT	REAR WINDOW DEFOGGER RELAY OUTPUT
18	-	-
19	K31 20BR	FUEL PUMP RELAY CONTROL
20	-	-
20	L89 18WT/YL (FOG LAMPS)	FOG LAMP RELAY OUTPUT
21	T751 16YL	FUSED IGNITION SWITCH OUTPUT (START)
22	L44 18WT/TN	RIGHT LOW BEAM OUTPUT
23	T41 20YL/DB (EXCEPT NGC)	TRS T41 SENSE
23	T752 20DG/OR (NGC)	STARTER RELAY CONTROL
24	A944 20RD	FUSED B(+)
26	-	-

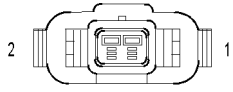




KNOCK SENSOR  
(3.7L)

KNOCK SENSOR (3.7L) - BLACK 4 WAY

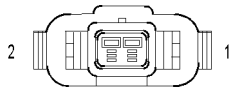
CAV	CIRCUIT	FUNCTION
1	K42 18DB/YL	KNOCK SENSOR NO. 1 SIGNAL
2	K942 18BR/LG	KNOCK SENSOR NO. 1 RETURN
3	K242 18BR/WT	KNOCK SENSOR NO. 2 SIGNAL
4	K924 18WT/BR	KNOCK SENSOR NO. 2 RETURN



KNOCK  
SENSOR-LEFT  
(5.7L)

KNOCK SENSOR-LEFT (5.7L) - 2 WAY

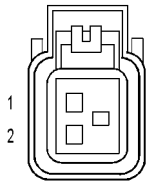
CAV	CIRCUIT	FUNCTION
1	K42 18DB/YL	KNOCK SENSOR NO. 1 SIGNAL
2	K942 18BR/LG	KNOCK SENSOR NO. 1 RETURN



KNOCK  
SENSOR-RIGHT  
(5.7L)

KNOCK SENSOR-RIGHT (5.7L) - 2 WAY

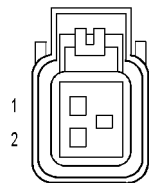
CAV	CIRCUIT	FUNCTION
1	K242 18BR/WT	KNOCK SENSOR NO. 2 SIGNAL
2	K924 18WT/BR	KNOCK SENSOR NO. 2 RETURN



LICENSE  
LAMP-LEFT

LICENSE LAMP-LEFT - 2 WAY

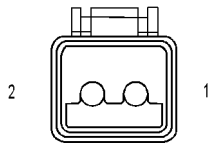
CAV	CIRCUIT	FUNCTION
1	L7 18WT/YL	FUSED PARK LAMP RELAY OUTPUT
2	Z367 18BK/BR	GROUND



LICENSE  
LAMP-RIGHT

LICENSE LAMP-RIGHT - 2 WAY

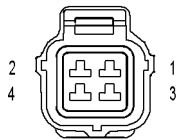
CAV	CIRCUIT	FUNCTION
1	L7 18WT/YL	FUSED PARK LAMP RELAY OUTPUT
2	Z367 18BK/BR	GROUND



LIFT  
PUMP  
MOTOR  
(DIESEL)

LIFT PUMP MOTOR (DIESEL) - 2 WAY

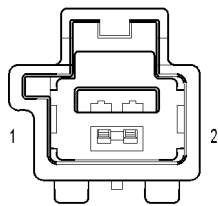
CAV	CIRCUIT	FUNCTION
1	N2 18DB/YL	LIFT PUMP FEED
2	Z816 18BK	GROUND



LINE  
PRESSURE  
SENSOR  
(NGC)

LINE PRESSURE SENSOR (NGC) - 4 WAY

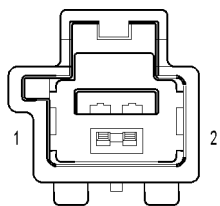
CAV	CIRCUIT	FUNCTION
1	K900 18DB/DG	SENSOR GROUND
2	F856 18YL/PK	5 VOLT SUPPLY
3	T38 18YL/BR	LINE PRESSURE SENSOR SIGNAL
4	-	-



LUMBAR  
MOTOR-DRIVER

LUMBAR MOTOR-DRIVER - 2 WAY

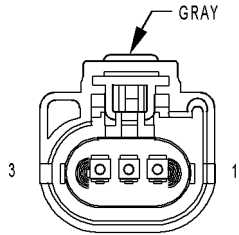
CAV	CIRCUIT	FUNCTION
1	P105 12LG	LUMBAR MOTOR FORWARD
2	P107 12LG/WT	LUMBAR MOTOR REARWARD



LUMBAR  
MOTOR-PASSENGER

LUMBAR MOTOR-PASSENGER - 2 WAY

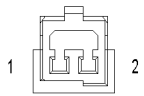
CAV	CIRCUIT	FUNCTION
1	P104 12LG	LUMBAR MOTOR FORWARD
2	P106 12LG/WT	RIGHT SEAT REAR UP



MANIFOLD ABSOLUTE PRESSURE SENSOR (NGC)

MANIFOLD ABSOLUTE PRESSURE SENSOR (NGC) - GRAY 3 WAY

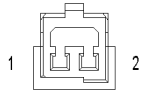
CAV	CIRCUIT	FUNCTION
1	K1 18VT/BR	MAP SIGNAL
2	K900 18DB/DG	SENSOR GROUND
2	K900 20DB/DG	SENSOR GROUND
3	F856 18YL/PK	5 VOLT SUPPLY



MODE DOOR ACTUATOR 1 (PANEL TO FLOOR)

MODE DOOR ACTUATOR 1 (PANEL TO FLOOR) - 2 WAY

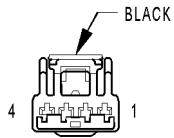
CAV	CIRCUIT	FUNCTION
1	C34 20DB/LB	COMMON DOOR DRIVER
2	C801 20DB/OR	MODE DOOR 1 DRIVER



MODE DOOR ACTUATOR 2 (DEFROST TO FLOOR)

MODE DOOR ACTUATOR 2 (DEFROST TO FLOOR) - 2 WAY

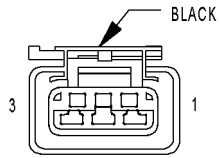
CAV	CIRCUIT	FUNCTION
1	C34 20DB/LB	COMMON DOOR DRIVER
2	C29 20DB	MODE DOOR 2 DRIVER



MULTI-FUNCTION SWITCH

MULTI-FUNCTION SWITCH - BLACK 4 WAY

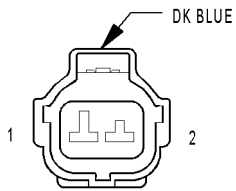
CAV	CIRCUIT	FUNCTION
1	G194 20VT/LG	WASH/BEAM SELECT SWITCH SIGNAL
2	L900 20WT/YL	WIPER/TURN/BEAM SELECT SWITCH RETURN
3	L12 20WT/OR	TURN LAMPS SWITCH SIGNAL
4	W52 20BR/YL	INTERMITTENT WIPER SWITCH SIGNAL



NATURAL VACUUM  
LEAK DETECTION  
ASSEMBLY  
(NGC)

NATURAL VACUUM LEAK DETECTION ASSEMBLY (NGC) - BLACK 3 WAY

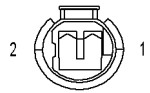
CAV	CIRCUIT	FUNCTION
1	Z910 18BK	GROUND
2	K107 18VT/WT	NVLD SWITCH SIGNAL
3	K106 18VT/LB	NVLD SOLENOID CONTROL



OUTPUT  
SPEED  
SENSOR  
(45RFE)

OUTPUT SPEED SENSOR (45RFE) - DK BLUE 2 WAY

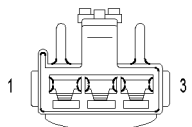
CAV	CIRCUIT	FUNCTION
1	T14 18DG/BR	OUTPUT SPEED SENSOR SIGNAL
2	T13 18DG/VT	SPEED SENSOR GROUND



OUTPUT SPEED  
SENSOR  
(47RE)

OUTPUT SPEED SENSOR (47RE) - 2 WAY

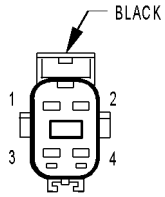
CAV	CIRCUIT	FUNCTION
1	T14 18DG/BR	OUTPUT SPEED SENSOR SIGNAL
2	T13 18DG/VT	SPEED SENSOR GROUND



OVERHEAD  
MAP/READING  
LAMP  
(EXCEPT BASE)

OVERHEAD MAP/READING LAMP (EXCEPT BASE) - 3 WAY

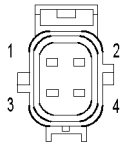
CAV	CIRCUIT	FUNCTION
1	M288 20YL/GY	FUSED B(+)
2	Z964 20BK	GROUND
3	M22 20YL/OR	COURTESY LAMPS DRIVER



OXYGEN SENSOR  
1/1 UPSTREAM  
(NGC)

OXYGEN SENSOR 1/1 UPSTREAM (NGC) - BLACK 4 WAY

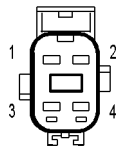
CAV	CIRCUIT	FUNCTION
1	K99 18BR/LG	O2 1/1 HEATER CONTROL
2	Z42 18BK/LG	GROUND
3	K902 18BR/DG	O2 RETURN (UP)
4	K41 18DB/LB	O2 1/1 SIGNAL



OXYGEN  
SENSOR 1/2  
DOWNSTREAM  
(NGC)

OXYGEN SENSOR 1/2 DOWNSTREAM (NGC) - 4 WAY

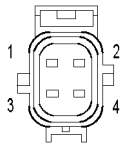
CAV	CIRCUIT	FUNCTION
1	K299 18BR/WT	O2 1/2 HEATER CONTROL
2	Z43 18BK/LB	GROUND
3	K904 18DB/DG	O2 RETURN (DOWN)
4	K141 18DB/YL	O2 1/2 SIGNAL



OXYGEN SENSOR  
2/1 UPSTREAM  
(NGC)

OXYGEN SENSOR 2/1 UPSTREAM (NGC) - 4 WAY

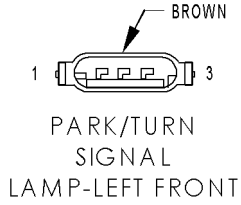
CAV	CIRCUIT	FUNCTION
1	K199 18BR/VT	O2 2/1 HEATER CONTROL
2	Z934 18BK	GROUND
3	K902 18BR/DG	O2 RETURN (UP)
4	K43 18DB/LG	O2 2/1 SIGNAL



OXYGEN  
SENSOR 2/2  
DOWNSTREAM  
(NGC)

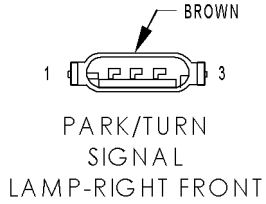
OXYGEN SENSOR 2/2 DOWNSTREAM (NGC) - 4 WAY

CAV	CIRCUIT	FUNCTION
1	K399 18BR/GY	O2 2/2 HEATER CONTROL
2	Z992 18BK	GROUND
3	K904 18DB/DG	O2 RETURN (DOWN)
4	K243 18BR	O2 2/2 SIGNAL



PARK/TURN SIGNAL LAMP-LEFT FRONT - BROWN 3 WAY

CAV	CIRCUIT	FUNCTION
1	L61 18WT/LG	LEFT FRONT TURN LAMP DRIVER
2	L7 18WT/YL	FUSED PARK LAMP RELAY OUTPUT
3	Z377 18BK/BR	GROUND



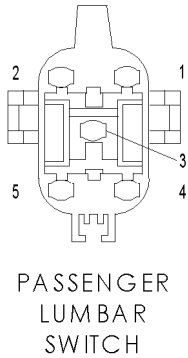
PARK/TURN SIGNAL LAMP-RIGHT FRONT - BROWN 3 WAY

CAV	CIRCUIT	FUNCTION
1	L60 18WT/TN	RIGHT FRONT TURN LAMP DRIVER
2	L70 18WT/GY	FUSED PARK LAMP RELAY OUTPUT
3	Z378 18BK/TN	GROUND




PASSENGER BLEND DOOR ACTUATOR (DUAL-ZONE) - 2 WAY

CAV	CIRCUIT	FUNCTION
1	C34 20DB/LB	COMMON DOOR DRIVER
2	C33 20LB/BR	PASSENGER BLEND DOOR DRIVER




PASSENGER LUMBAR SWITCH - 5 WAY

CAV	CIRCUIT	FUNCTION
1	Z939 14BK	GROUND
2	P106 12LG/WT	RIGHT SEAT REAR UP
3	A210 12OR/RD	FUSED B(+)
4	P104 12LG	LUMBAR MOTOR FORWARD
5	Z939 14BK	GROUND



POWER MIRROR-LEFT - BLACK 8 WAY

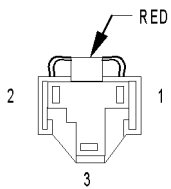
CAV	CIRCUIT	FUNCTION
1	C16 18DB/GY	HEATED MIRROR RELAY OUTPUT
2	P195 18LG/YL	LEFT MIRROR COMMON DRIVER (RIGHT/DOWN)
3	P75 18TN/LG	LEFT MIRROR LEFT DRIVER
4	P71 18TN/DG	LEFT MIRROR UP DRIVER
5	Z461 20BK/DG	GROUND
6	-	-
7	-	-
8	-	-



POWER MIRROR-RIGHT

POWER MIRROR-RIGHT - BLACK 8 WAY

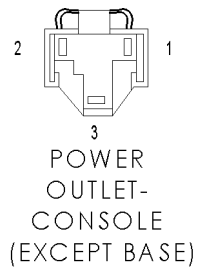
CAV	CIRCUIT	FUNCTION
1	C16 18DB/GY	HEATED MIRROR RELAY OUTPUT
2	P195 18LG/YL	LEFT MIRROR COMMON DRIVER (RIGHT/DOWN)
3	P74 18TN/OR	RIGHT MIRROR LEFT DRIVER
4	P72 18TN/GY	RIGHT MIRROR UP DRIVER
5	Z216 20BK/DB	GROUND
6	-	-
7	-	-
8	-	-



POWER OUTLET

POWER OUTLET - RED 3 WAY

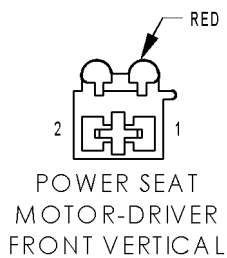
CAV	CIRCUIT	FUNCTION
1	A205 18RD/OR	FUSED B(+)
2	-	-
3	Z737 18BK/LB	GROUND



POWER OUTLET-CONSOLE (EXCEPT BASE)

POWER OUTLET-CONSOLE (EXCEPT BASE) - 3 WAY


CAV	CIRCUIT	FUNCTION
1	A405 18RD/DB	FUSED B(+)
2	-	-
3	Z939 18BK	GROUND



POWER SEAT MOTOR-DRIVER FRONT VERTICAL

POWER SEAT MOTOR-DRIVER FRONT VERTICAL - RED 2 WAY


CAV	CIRCUIT	FUNCTION
1	P21 12LG/TN	LEFT SEAT FRONT DOWN
2	P19 12LG/LB	LEFT SEAT FRONT UP



POWER SEAT  
MOTOR-DRIVER  
HORIZONTAL

POWER SEAT MOTOR-DRIVER HORIZONTAL - 2 WAY

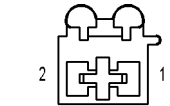
CAV	CIRCUIT	FUNCTION
1	P17 12LG/DG	DRIVER SEAT HORIZONTAL FORWARD DRIVER
2	P15 12LG/BR	DRIVER SEAT HORIZONTAL REARWARD DRIVER



POWER SEAT  
MOTOR-DRIVER  
REAR VERTICAL

POWER SEAT MOTOR-DRIVER REAR VERTICAL - 2 WAY

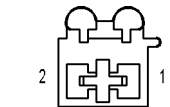
CAV	CIRCUIT	FUNCTION
1	P13 12LG/OR	DRIVER SEAT REAR DOWN
2	P11 12LG/YL	LEFT SEAT REAR UP



POWER SEAT  
MOTOR-PASSENGER  
FRONT VERTICAL

POWER SEAT MOTOR-PASSENGER FRONT VERTICAL - 2 WAY

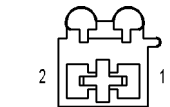
CAV	CIRCUIT	FUNCTION
1	P20 12LG/LB	RIGHT SEAT FRONT UP
2	P18 12LG/DG	RIGHT SEAT FRONT DOWN



POWER SEAT  
MOTOR-PASSENGER  
HORIZONTAL

POWER SEAT MOTOR-PASSENGER HORIZONTAL - 2 WAY

CAV	CIRCUIT	FUNCTION
1	P16 12LG/BR	RIGHT SEAT HORIZONTAL REARWARD
2	P14 12LG/OR	RIGHT SEAT HORIZONTAL FORWARD

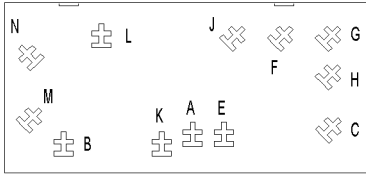


POWER SEAT  
MOTOR-PASSENGER  
REAR VERTICAL

POWER SEAT MOTOR-PASSENGER REAR VERTICAL - 2 WAY

CAV	CIRCUIT	FUNCTION
1	P12 12LG/YL	RIGHT SEAT REAR UP
2	P10 12LG/TN	RIGHT SEAT REAR DOWN

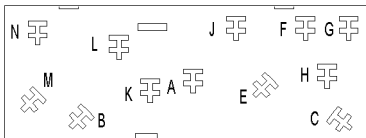




POWER SEAT SWITCH-DRIVER

POWER SEAT SWITCH-DRIVER - 12 WAY

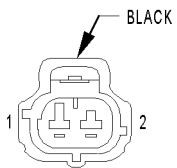
CAV	CIRCUIT	FUNCTION
A	A210 12OR/RD	FUSED B(+)
B	Z939 14BK	GROUND
C	P105 12LG	LUMBAR MOTOR FORWARD
D	P13 12LG/OR	DRIVER SEAT REAR DOWN
E	P107 12LG/WT	LUMBAR MOTOR REARWARD
F	Z939 14BK	GROUND
G	A210 12OR/RD	FUSED B(+)
H	P11 12LG/YL	LEFT SEAT REAR UP
I	P17 12LG/DG	DRIVER SEAT HORIZONTAL FORWARD DRIVER
J	P15 12LG/BR	DRIVER SEAT HORIZONTAL REARWARD DRIVER
K	P21 12LG/TN	LEFT SEAT FRONT DOWN
L	P19 12LG/LB	LEFT SEAT FRONT UP



POWER SEAT SWITCH-PASSENGER

POWER SEAT SWITCH-PASSENGER - 12 WAY

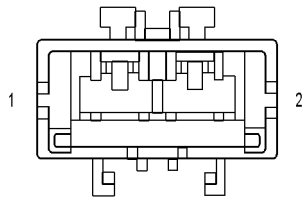
CAV	CIRCUIT	FUNCTION
A	A210 12OR/RD	FUSED B(+)
B	Z939 14BK	GROUND
C	P106 12LG/WT	RIGHT SEAT REAR UP
D	P10 12LG/TN	RIGHT SEAT REAR DOWN
E	P104 12LG	LUMBAR MOTOR FORWARD
F	Z939 14BK	GROUND
G	A210 12OR/RD	FUSED B(+)
H	P12 12LG/YL	RIGHT SEAT REAR UP
I	P16 12LG/BR	RIGHT SEAT HORIZONTAL REARWARD
J	P14 12LG/OR	RIGHT SEAT HORIZONTAL FORWARD
K	P18 12LG/DG	RIGHT SEAT FRONT DOWN
L	P20 12LG/LB	RIGHT SEAT FRONT UP



POWER STEERING PRESSURE SWITCH (NGC)

POWER STEERING PRESSURE SWITCH (NGC) - BLACK 2 WAY

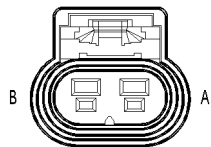
CAV	CIRCUIT	FUNCTION
1	Z988 20BK	GROUND
2	K66 18DB/WT	P/S SWITCH SIGNAL



POWER WINDOW CIRCUIT BREAKER

POWER WINDOW CIRCUIT BREAKER - 2 WAY

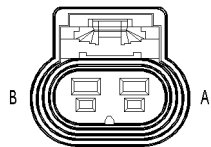
CAV	CIRCUIT	FUNCTION
1	F991 10PK/YL	FUSED IGNITION SWITCH OUTPUT (RUN-START)
2	F30 12PK/YL	FUSED IGNITION SWITCH OUTPUT (RUN-ACC)



POWER WINDOW MOTOR-DRIVER

POWER WINDOW MOTOR-DRIVER - 2 WAY

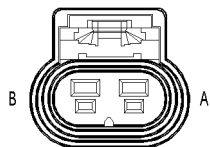
CAV	CIRCUIT	FUNCTION
A	Q21 14OR/WT	LEFT FRONT WINDOW DRIVER (DOWN)
B	Q11 14OR/LG	LEFT FRONT WINDOW DRIVER (UP)



POWER WINDOW MOTOR-LEFT REAR

POWER WINDOW MOTOR-LEFT REAR - 2 WAY

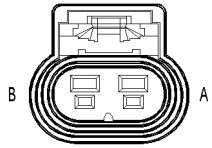
CAV	CIRCUIT	FUNCTION
A	Q211 14TN/LB	DRIVER REAR WINDOW DRIVER (DOWN)
B	Q111 14TN/YL	DRIVER REAR WINDOW DRIVER (UP)



POWER WINDOW MOTOR-PASSENGER

POWER WINDOW MOTOR-PASSENGER - 2 WAY

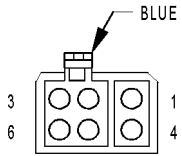
CAV	CIRCUIT	FUNCTION
A	Q22 14OR/VT	RIGHT FRONT WINDOW DRIVER (DOWN)
B	Q12 14OR/BR	RIGHT FRONT WINDOW DRIVER (UP)



POWER WINDOW MOTOR-RIGHT REAR

POWER WINDOW MOTOR-RIGHT REAR - 2 WAY

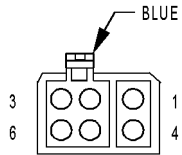
CAV	CIRCUIT	FUNCTION
A	Q212 14TN/LB	PASSENGER REAR WINDOW DRIVER (DOWN)
B	Q112 14TN/YL	PASSENGER REAR WINDOW DRIVER (UP)



POWER WINDOW SWITCH-LEFT REAR

POWER WINDOW SWITCH-LEFT REAR - BLUE 6 WAY

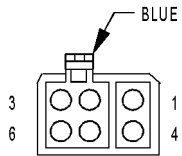
CAV	CIRCUIT	FUNCTION
1	Q111 14TN/YL	DRIVER REAR WINDOW DRIVER (UP)
2	Q611 14OR/GY	LEFT REAR WINDOW DRIVER (DOWN)
3	-	-
4	Q411 14OR/WT	LEFT REAR WINDOW DRIVER (UP)
5	Q211 14TN/LB	DRIVER REAR WINDOW DRIVER (DOWN)
6	Q15 14OR/LB	POWER WINDOW SWITCH FEED



POWER WINDOW SWITCH-PASSENGER

POWER WINDOW SWITCH-PASSENGER - BLUE 6 WAY

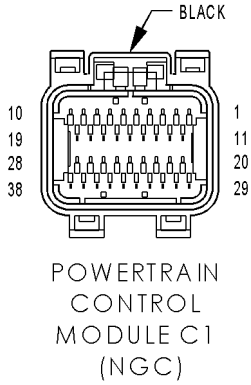
CAV	CIRCUIT	FUNCTION
1	Q12 14OR/BR	RIGHT FRONT WINDOW DRIVER (UP)
2	Q26 14OR/GY	MASTER WINDOW SWITCH RIGHT FRONT (DOWN)
3	-	-
4	Q16 14OR/TN	MASTER WINDOW SWITCH RIGHT FRONT (UP)
5	Q22 14OR/VT	RIGHT FRONT WINDOW DRIVER (DOWN)
6	Q15 14OR/LB	POWER WINDOW SWITCH FEED



POWER WINDOW SWITCH-RIGHT REAR

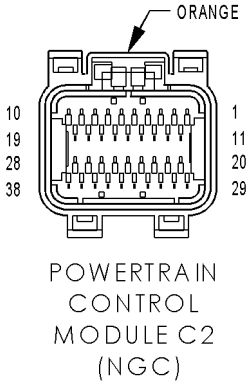
POWER WINDOW SWITCH-RIGHT REAR - BLUE 6 WAY

CAV	CIRCUIT	FUNCTION
1	Q112 14TN/YL	PASSENGER REAR WINDOW DRIVER (UP)
2	Q612 14OR/GY	RIGHT REAR WINDOW DRIVER (DOWN)
3	-	-
4	Q412 14OR/WT	RIGHT REAR WINDOW DRIVER (UP)
5	Q212 14TN/LB	PASSENGER REAR WINDOW DRIVER (DOWN)
6	Q15 14TN/LG	POWER WINDOW SWITCH FEED



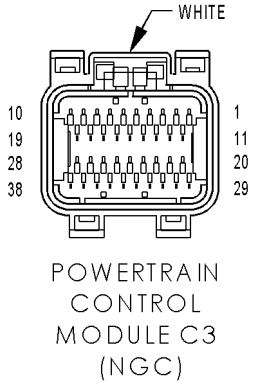
POWERTRAIN CONTROL MODULE C1 (NGC) - BLACK 38 WAY

CAV	CIRCUIT	FUNCTION
1	K98 18DB/YL (EXCEPT 3.7L)	COIL CONTROL NO. 8
2	-	-
3	K97 18BR/YL (4.7L)	COIL CONTROL NO. 7
3	K97 18BR (5.7L)	COIL CONTROL NO. 7
4	K28 18BR/LB (EXCEPT 3.7L)	INJECTOR CONTROL NO. 8
5	K26 18BR/YL (EXCEPT 3.7L)	INJECTOR CONTROL NO. 7
6	-	-
7	-	-
8	B222 20DG/WT	VEHICLE SPEED SIGNAL NO. 2
9	Z130 16BK/BR	GROUND
10	-	-
11	F202 20PK/GY	FUSED IGNITION SWITCH OUTPUT (RUN-START)
12	F1 16PK/WT	FUSED IGNITION SWITCH OUTPUT (OFF-RUN-START)
13	B22 20DG/YL	VEHICLE SPEED SIGNAL NO. 1
14	-	-
15	-	-
16	-	-
17	-	-
18	Z131 16BK/DG	GROUND
19	-	-
20	G6 18VT/GY	OIL PRESSURE SIGNAL
21	C918 18BK/LB	A/C PRESSURE SIGNAL
22	G31 18VT/LG	AAT SIGNAL
23	-	-
24	-	-
25	D20 20WT/LG (5.7L)	SCI RECEIVE (PCM)
25	D20 17WT/LG (EXCEPT 5.7L)	SCI RECEIVE (PCM)
26	D16 18WT/OR (EXCEPT 3.7L M/T)	SCI RECEIVE (TCM)
27	F856 18YL/PK	5 VOLT SUPPLY
28	-	-
29	A919 20RD	FUSED B(+)
30	T751 16YL	FUSED IGNITION SWITCH OUTPUT (START)
31	K141 18DB/YL	O2 1/2 SIGNAL
32	K902 18BR/DG	O2 RETURN (UP)
33	K243 18BR	O2 2/2 SIGNAL
34	-	-
35	-	-
36	D21 20WT/BR (5.7L)	SCI TRANSMIT (PCM)
36	D21 18WT/BR (EXCEPT 5.7L)	SCI TRANSMIT (PCM)
37	D15 18WT/DG (EXCEPT 3.7L)	SCI TRANSMIT (TCM)
38	D25 20WT/VT	PCI BUS



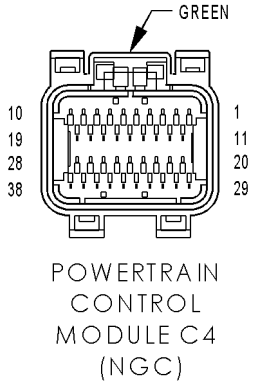
POWERTRAIN CONTROL MODULE C2 (NGC) - ORANGE 38 WAY

CAV	CIRCUIT	FUNCTION
1	K10 18DB/OR	COIL CONTROL NO. 6
2	K16 18DB/YL	COIL CONTROL NO. 5
3	K15 18DB/GY	COIL CONTROL NO. 4
4	K58 18BR/VT	INJECTOR CONTROL NO. 6
5	K38 18BR/OR	INJECTOR CONTROL NO. 5
6	K447 18TN/YL (5.7L)	ETC MOTOR (+)
7	K18 18DB/OR	COIL CONTROL NO. 3
8	K35 18DB/VT (5.7L LIGHT DUTY)	EGR SOLENOID CONTROL
9	K17 18DB/TN	COIL CONTROL NO. 2
10	K19 18DB/DG	COIL CONTROL NO. 1
11	K14 18BR/TN	INJECTOR CONTROL NO. 4
12	K13 18BR/LB	INJECTOR CONTROL NO. 3
13	K12 18BR/DB	INJECTOR CONTROL NO. 2
14	K11 18BR/YL	INJECTOR CONTROL NO. 1
15	K922 18BR/DB (5.7L)	THROTTLE POSITION SENSOR GROUND
16	-	-
17	K199 18BR/VT	O2 2/1 HEATER CONTROL
18	K99 18BR/LG	O2 1/1 HEATER CONTROL
19	K20 18BR/GY	GEN FIELD CONTROL
20	K2 18VT/OR	ECT SIGNAL
21	K22 18BR/OR	TP NO. 1 SIGNAL
22	K34 18DB/LG (5.7L LIGHT DUTY)	EGR SENSOR SIGNAL
23	K1 18VT/BR	MAP SIGNAL
24	K942 18BR/LG (EXCEPT 4.7L)	KNOCK SENSOR NO. 1 RETURN
25	K42 18DB/YL (EXCEPT 4.7L)	KNOCK SENSOR NO. 1 SIGNAL
26	-	-
27	K900 18DB/DG	SENSOR GROUND
28	K122 18BR/DG (5.7L)	TP NO. 2 SIGNAL
28	K961 18BR/VT (EXCEPT 5.7L)	IAC RETURN
29	F855 18PK/YL	5 VOLT SUPPLY
30	K21 18DB/LG	IAT SIGNAL
31	K41 18DB/LB	O2 1/1 SIGNAL
32	K904 18DB/DG	O2 RETURN (DOWN)
33	K43 18DB/LG	O2 2/1 SIGNAL
34	K44 20DB/GY	CMP SIGNAL
35	K24 20BR/LB	CKP SIGNAL
36	K242 18BR/WT (EXCEPT 4.7L)	KNOCK SENSOR NO. 2 SIGNAL
37	K924 18WT/BR (EXCEPT 4.7L)	KNOCK SENSOR NO. 2 RETURN
38	K448 18TN/OR (5.7L)	ETC MOTOR (-)
38	K61 18VT/GY (EXCEPT 5.7L)	IAC MOTOR CONTROL



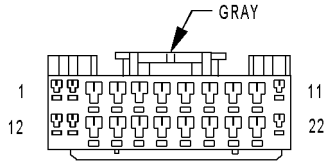
POWERTRAIN CONTROL MODULE C3 (NGC) - WHITE 38 WAY

CAV	CIRCUIT	FUNCTION
1	-	-
2	-	-
3	K51 20BR/WT	ASD RELAY CONTROL
4	-	-
5	V35 20VT/OR (4.7L)	S/C VENT CONTROL
6	K173 18BR/VT	CONDENSER FAN RELAY CONTROL
7	V32 20VT/YL (4.7L)	S/C POWER SUPPLY
8	K106 18VT/LB	NVLD SOLENOID CONTROL
9	K299 18BR/WT	O2 1/2 HEATER CONTROL
10	K399 18BR/GY	O2 2/2 HEATER CONTROL
11	C13 20LB/OR	A/C CLUTCH RELAY CONTROL
12	V36 20VT/YL (4.7L)	S/C VACUUM CONTROL
13	-	-
14	V32 20VT/YL (5.7L)	BRAKE SWITCH NO. 2 SIGNAL
15	V937 20VT/BR (5.7L)	S/C SWITCH RETURN
16	K167 20BR/YL (5.7L)	APPS NO. 1 RETURN
17	K400 20BR/VT (5.7L)	APPS NO. 2 RETURN
18	V38 20VT/OR (5.7L)	S/C SWITCH NO. 2 SIGNAL
19	K342 16BR/WT	ASD RELAY OUTPUT
20	K52 18DB/WT	EVAP PURGE CONTROL
21	T41 20YL/DB	TRS T41 SENSE
22	G113 18VT	PTO SWITCH SENSE
23	B29 20DG/WT	BRAKE SWITCH SIGNAL
24	-	-
25	K23 20BR/WT (5.7L)	APPS NO. 1 SIGNAL
26	-	-
27	-	-
28	K342 16BR/WT	ASD RELAY OUTPUT
29	K70 18DB/BR	EVAP PURGE RETURN
30	K66 18DB/WT	P/S SWITCH SIGNAL
31	-	-
32	K25 18DB/VT	BATT TEMP SIGNAL
33	N4 18DB/WT (3.7L/4.7L)	FUEL LEVEL SENSOR SIGNAL
33	N4 20DB/WT (5.7L)	FUEL LEVEL SENSOR SIGNAL
34	V37 20VT	S/C SWITCH NO. 1 SIGNAL
35	K107 18VT/WT	NVLD SWITCH SIGNAL
36	K29 20WT/BR (5.7L)	APPS NO. 2 SIGNAL
37	K31 20BR	FUEL PUMP RELAY CONTROL
38	T752 20DG/OR	STARTER RELAY CONTROL



POWERTRAIN CONTROL MODULE C4 (NGC) - GREEN 38 WAY

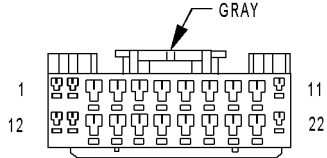
CAV	CIRCUIT	FUNCTION
1	T60 18YL/GY	OVERDRIVE SOLENOID CONTROL
2	T259 18YL/DG	4C SOLENOID CONTROL
3	-	-
4	T118 18DG	MS SOLENOID CONTROL
5	-	-
6	T219 18YL/LG	2C SOLENOID CONTROL
7	-	-
8	T59 18YL/LB	UNDERDRIVE SOLENOID CONTROL
9	-	-
10	T20 18DG/WT	L/R SOLENOID CONTROL
11	T140 18YL/GY	PRESSURE CONTROL SOLENOID CONTROL
12	Z908 18BK	GROUND
13	Z977 18BK	GROUND
14	Z904 18BK (A/T)	GROUND
15	T1 18DG/LB	TRS T1 SENSE
16	T3 18DG/DB	TRS T3 SENSE
17	T6 18DG	TOW/HAUL OVERDRIVE OFF SWITCH SENSE
18	T515 20YL/DB	TRANSMISSION CONTROL RELAY CONTROL
19	T16 18YL/OR	TRANSMISSION CONTROL RELAY OUTPUT
20	T48 18BR/YL	4C PRESSURE SWITCH SENSE
21	T29 18YL/WT	UNDERDRIVE PRESSURE SWITCH SENSE
22	T9 18DG/TN	OVERDRIVE PRESSURE SWITCH SENSE
23	-	-
24	-	-
25	-	-
26	T4 18DG/LB	TRS T2 SENSE
27	-	-
28	T16 18YL/OR	TRANSMISSION CONTROL RELAY OUTPUT
29	T50 18YL/TN	LOW/REVERSE PRESSURE SWITCH SENSE
30	T147 18DG/YL	2C PRESSURE SWITCH SENSE
31	T38 18YL/BR	LINE PRESSURE SENSOR SIGNAL
32	T14 18DG/BR	OUTPUT SPEED SENSOR SIGNAL
33	T52 18DG/OR	INPUT SPEED SENSOR SIGNAL
34	T13 18DG/VT	SPEED SENSOR GROUND
35	T54 18DG/OR	TRANSMISSION TEMPERATURE SENSOR SIGNAL
36	-	-
37	T42 18DG/YL	TRS T42 SENSE
38	T16 18YL/OR	TRANSMISSION CONTROL RELAY OUTPUT



RADIO C1  
(EXCEPT INFINITY)

RADIO C1 (EXCEPT INFINITY) - GRAY 22 WAY

CAV	CIRCUIT	FUNCTION
1	A114 18GY/RD	FUSED B(+)
2	F983 20PK/YL	FUSED IGNITION SWITCH OUTPUT (RUN-ACC)
3	E14 20OR/TN	PANEL LAMPS DRIVER
4	-	-
5	-	-
6	-	-
7	X154 18GY/YL	RIGHT FRONT DOOR SPEAKER (+)
8	X156 18GY/LB	RIGHT FRONT DOOR SPEAKER (-)
9	X155 18DG/LB	LEFT FRONT DOOR SPEAKER (-)
10	X153 18DG/YL	LEFT FRONT DOOR SPEAKER (+)
11	Z514 18BK/LG	GROUND
12	A114 18GY/RD	FUSED B(+)
13	-	-
14	D25 20WT/VT	PCI BUS
15	-	-
16	-	-
17	-	-
18	X205 18GY/LG	LEFT REAR SPEAKER (+)
19	X295 18GY/DG	LEFT REAR SPEAKER (-)
20	X296 18DG/GY	RIGHT REAR SPEAKER (-)
21	X206 18DG/LG	RIGHT REAR SPEAKER (+)
22	Z515 18BK	GROUND

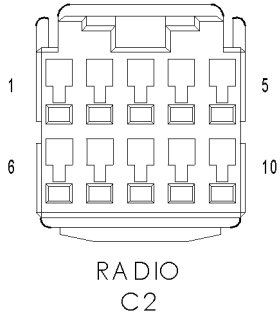


RADIO C1  
(INFINITY)

RADIO C1 (INFINITY) - GRAY 22 WAY

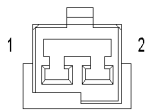
CAV	CIRCUIT	FUNCTION
1	A114 18GY/RD	FUSED B(+)
2	F983 20PK/YL	FUSED IGNITION SWITCH OUTPUT (RUN-ACC)
3	E14 20OR/TN	PANEL LAMPS DRIVER
4	-	-
5	-	-
6	-	-
7	X56 20GY/BR	RIGHT FRONT SPEAKER (+)
8	X54 20GY	RIGHT FRONT SPEAKER (-)
9	X55 20DG/BR	LEFT FRONT SPEAKER (-)
10	X53 20DG	LEFT FRONT SPEAKER (+)
11	Z514 18BK/LG	GROUND
12	A114 18GY/RD	FUSED B(+)
13	X11 20DG	RADIO 12 VOLT OUTPUT
14	D25 20WT/VT	PCI BUS
15	-	-
16	-	-
17	-	-
18	X51 20DG/DB	LEFT REAR SPEAKER (+)
19	X57 20DG/OR	LEFT REAR SPEAKER (-)
20	X58 20GY/OR	RIGHT REAR SPEAKER (-)
21	X52 20GY/DB	RIGHT REAR SPEAKER (+)
22	Z515 18BK	GROUND





RADIO C2 - 10 WAY

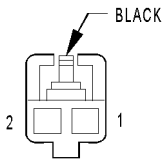
CAV	CIRCUIT	FUNCTION
1	X704 18DG/YL	RIGHT AUDIO OUTPUT
2	X795 18DG	HANDS FREE AUDIO OUTPUT COMMON
3	-	-
4	-	-
5	-	-
6	X703 18DG/OR	LEFT AUDIO OUTPUT
7	-	-
8	-	-
9	-	-
10	-	-



RECIRCULATION DOOR ACTUATOR

RECIRCULATION DOOR ACTUATOR - 2 WAY

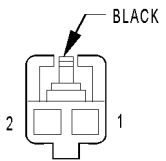
CAV	CIRCUIT	FUNCTION
1	C34 20DB/LB	COMMON DOOR DRIVER
2	C32 20DB/TN	RECIRCULATION DOOR DRIVER



REMOTE RADIO SWITCH-LEFT

REMOTE RADIO SWITCH-LEFT - BLACK 2 WAY

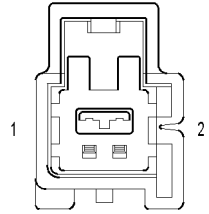
CAV	CIRCUIT	FUNCTION
1	X20 22GY/WT	RADIO CONTROL MUX
2	Z909 22BK	GROUND



REMOTE RADIO SWITCH-RIGHT

REMOTE RADIO SWITCH-RIGHT - BLACK 2 WAY

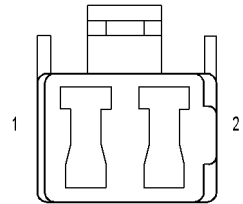
CAV	CIRCUIT	FUNCTION
1	X20 22GY/WT	RADIO CONTROL MUX
2	Z909 22BK	GROUND



SEAT BELT SWITCH-DRIVER

SEAT BELT SWITCH-DRIVER - 2 WAY

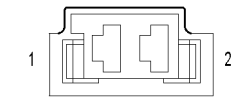
CAV	CIRCUIT	FUNCTION
1	Z951 20BK	GROUND
2	G10 20VT/LG	SEAT BELT SWITCH SENSE



SEAT BELT TENSIONER REDUCER (STANDARD CAB)

SEAT BELT TENSIONER REDUCER (STANDARD CAB) - 2 WAY

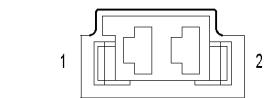
CAV	CIRCUIT	FUNCTION
1	F983 20PK/YL	FUSED IGNITION SWITCH OUTPUT (RUN-ACC)
2	G10 20VT/LG	SEAT BELT SWITCH SENSE



SEAT BELT TENSIONER-DRIVER

SEAT BELT TENSIONER-DRIVER - 2 WAY

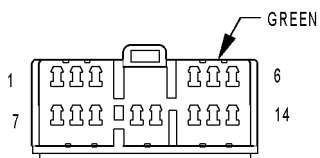
CAV	CIRCUIT	FUNCTION
1	R55 20LG/DG	DRIVER SEAT BELT TENSIONER LINE 1
2	R53 20LG/YL	DRIVER SEAT BELT TENSIONER LINE 2



SEAT BELT TENSIONER-PASSENGER

SEAT BELT TENSIONER-PASSENGER - 2 WAY

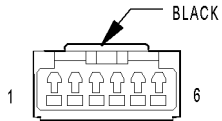
CAV	CIRCUIT	FUNCTION
1	R54 20LB/YL	PASSENGER SEAT BELT TENSIONER LINE 2
2	R56 20LB/DG	PASSENGER SEAT BELT TENSIONER LINE 1



SEAT HEATER INTERFACE MODULE

SEAT HEATER INTERFACE MODULE - GREEN 14 WAY

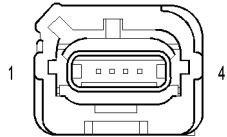
CAV	CIRCUIT	FUNCTION
1	P7 20LG/DG	DRIVER SEAT HEATER MUX SWITCH
2	P89 20LG/OR	SEAT HEATER DRIVER
3	P188 18LG/VT	PASSENGER SEAT TEMPERATURE SENSOR INPUT
4	A930 18RD	FUSED B(+)
5	P187 18LG/BR	DRIVER SEAT TEMPERATURE SENSOR INPUT
6	A930 18RD	FUSED B(+)
7	P54 200R/LG	PASSENGER SEAT TEMPERATURE 5 VOLT SUPPLY
8	P53 20LG/OR	DRIVER SEAT TEMPERATURE 5 VOLT SUPPLY
9	P8 20LG/WT	PASSENGER SEAT HEATER MUX SWITCH
10	P82 20TN/DG	PASSENGER SEAT LOW HEAT LED DRIVER
11	P84 20TN/VT	PASSENGER SEAT HIGH HEAT LED DRIVER
12	P81 20TN/LB	DRIVER SEAT LOW HEAT LED DRIVER
13	Z951 20BK	GROUND
14	P83 20TN/WT	DRIVER SEAT HIGH HEAT LED DRIVER



SENTRY KEY  
IMMOBILIZER  
MODULE  
(SKIM)

SENTRY KEY IMMOBILIZER MODULE (SKIM) - BLACK 6 WAY

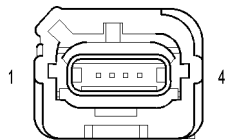
CAV	CIRCUIT	FUNCTION
1	-	-
2	D25 20WT/VT	PCI BUS
3	-	-
4	F202 20PK/GY	FUSED IGNITION SWITCH OUTPUT (RUN-START)
5	Z120 20BK/WT	GROUND
6	A919 20RD	FUSED B(+)



SIDE  
IMPACT  
SENSOR-LEFT

SIDE IMPACT SENSOR-LEFT - 4 WAY

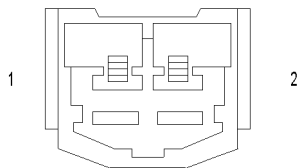
CAV	CIRCUIT	FUNCTION
1	R13 20LG/TN	LEFT SIDE IMPACT SENSOR 1 SIGNAL
2	R15 20LG/BR	LEFT SIDE IMPACT SENSOR 1 GROUND
3	-	-
4	-	-



SIDE  
IMPACT  
SENSOR-RIGHT

SIDE IMPACT SENSOR-RIGHT - 4 WAY

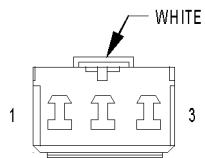
CAV	CIRCUIT	FUNCTION
1	R14 20TN/LG	RIGHT SIDE IMPACT SENSOR 1 SIGNAL
2	R16 20BR/LG	RIGHT SIDE IMPACT SENSOR 1 GROUND
3	-	-
4	-	-



SPEAKER-CENTER  
INSTRUMENT  
PANEL

SPEAKER-CENTER INSTRUMENT PANEL - 2 WAY

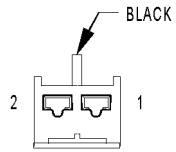
CAV	CIRCUIT	FUNCTION
1	X299 18GY/YL	LEFT INSTRUMENT PANEL SPEAKER (-)
2	X208 18GY/DG	RIGHT INSTRUMENT PANEL SPEAKER (+)



SPEAKER-LEFT  
FRONT DOOR

SPEAKER-LEFT FRONT DOOR - WHITE 3 WAY

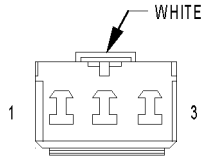
CAV	CIRCUIT	FUNCTION
1	X155 18DG/LB	LEFT FRONT DOOR SPEAKER (-)
2	-	-
3	X153 18DG/YL	LEFT FRONT DOOR SPEAKER (+)



SPEAKER-LEFT INSTRUMENT PANEL

SPEAKER-LEFT INSTRUMENT PANEL - BLACK 2 WAY

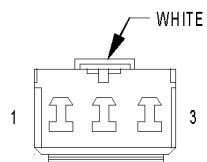
CAV	CIRCUIT	FUNCTION
1	X209 18GY/OR	LEFT INSTRUMENT PANEL SPEAKER (+)
2	X299 18GY/YL	LEFT INSTRUMENT PANEL SPEAKER (-)



SPEAKER-LEFT REAR

SPEAKER-LEFT REAR - WHITE 3 WAY

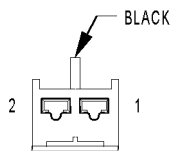
CAV	CIRCUIT	FUNCTION
1	X205 18GY/LG	LEFT REAR SPEAKER (+)
2	-	-
3	X295 18GY/DG	LEFT REAR SPEAKER (-)



SPEAKER-RIGHT FRONT DOOR

SPEAKER-RIGHT FRONT DOOR - WHITE 3 WAY

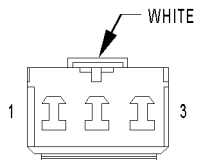
CAV	CIRCUIT	FUNCTION
1	X156 18GY/LB	RIGHT FRONT DOOR SPEAKER (-)
2	-	-
3	X154 18GY/YL	RIGHT FRONT DOOR SPEAKER (+)



SPEAKER-RIGHT INSTRUMENT PANEL

SPEAKER-RIGHT INSTRUMENT PANEL - BLACK 2 WAY

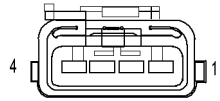
CAV	CIRCUIT	FUNCTION
1	X208 18GY/DG	RIGHT INSTRUMENT PANEL SPEAKER (+)
2	X298 18GY/LG	RIGHT INSTRUMENT PANEL SPEAKER (-)



SPEAKER-RIGHT REAR

SPEAKER-RIGHT REAR - WHITE 3 WAY

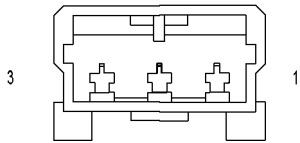
CAV	CIRCUIT	FUNCTION
1	X206 18GY/LG	RIGHT REAR SPEAKER (+)
2	-	-
3	X296 18GY/DG	RIGHT REAR SPEAKER (-)



SPEED CONTROL SERVO (DIESEL A/T/NGC)

SPEED CONTROL SERVO (DIESEL A/T/NGC) - 4 WAY

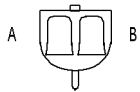
CAV	CIRCUIT	FUNCTION
1	V36 20VT/YL	S/C VACUUM CONTROL
2	V35 20VT/OR	S/C VENT CONTROL
3	V30 20VT/WT	S/C BRAKE SWITCH OUTPUT
4	Z913 20BK	GROUND



SPEED CONTROL SWITCH-LEFT (ETC)

SPEED CONTROL SWITCH-LEFT (ETC) - 3 WAY

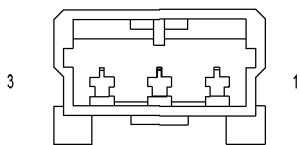
CAV	CIRCUIT	FUNCTION
1	V38 20VT/OR	S/C SWITCH NO. 2 SIGNAL
2	V937 20VT/BR	S/C SWITCH RETURN
3	V37 20VT	S/C SWITCH NO. 1 SIGNAL



SPEED CONTROL SWITCH-LEFT (EXCEPT ETC)

SPEED CONTROL SWITCH-LEFT (EXCEPT ETC) - 2 WAY

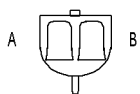
CAV	CIRCUIT	FUNCTION
A	V37 20VT	S/C SWITCH NO. 1 SIGNAL
B	V937 20VT/BR	S/C SWITCH RETURN



SPEED CONTROL SWITCH-RIGHT (ETC)

SPEED CONTROL SWITCH-RIGHT (ETC) - 3 WAY

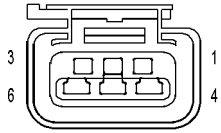
CAV	CIRCUIT	FUNCTION
1	V38 20VT/OR	S/C SWITCH NO. 2 SIGNAL
2	V937 20VT/BR	S/C SWITCH RETURN
3	V37 20VT	S/C SWITCH NO. 1 SIGNAL



SPEED CONTROL SWITCH-RIGHT (EXCEPT ETC)

SPEED CONTROL SWITCH-RIGHT (EXCEPT ETC) - 2 WAY

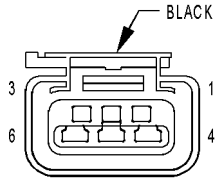
CAV	CIRCUIT	FUNCTION
1	V37 20VT	S/C SWITCH NO. 1 SIGNAL
2	V937 20VT/BR	S/C SWITCH RETURN



TAIL/STOP/TURN SIGNAL LAMP-LEFT

TAIL/STOP/TURN SIGNAL LAMP-LEFT - 6 WAY

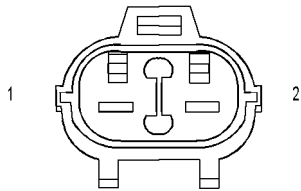
CAV	CIRCUIT	FUNCTION
1	L7 18WT/YL	FUSED PARK LAMP RELAY OUTPUT
2	-	-
3	Z928 18BK	GROUND
4	L53 18DG/WT	LEFT STOP LAMP FEED
5	L63 18WT/DG	LEFT REAR TURN LAMP DRIVER
6	L1 18WT/LG	BACKUP LAMP FEED



TAIL/STOP/TURN SIGNAL LAMP-RIGHT

TAIL/STOP/TURN SIGNAL LAMP-RIGHT - BLACK 6 WAY

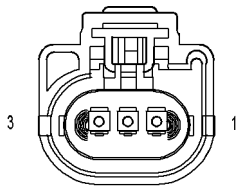
CAV	CIRCUIT	FUNCTION
1	L70 18WT/GY	FUSED PARK LAMP RELAY OUTPUT
1	L70 18WT/YL	FUSED PARK LAMP RELAY OUTPUT
2	-	-
3	Z928 18BK	GROUND
4	L54 18DG/WT	RIGHT STOP LAMP FEED
4	L54 18WT/LG	RIGHT STOP LAMP FEED
5	L62 18WT/YL	RIGHT REAR TURN LAMP DRIVER
5	L62 18WT/DG	RIGHT REAR TURN LAMP DRIVER
6	L1 18WT/LG	BACKUP LAMP FEED



TAILGATE LAMP

TAILGATE LAMP - 2 WAY

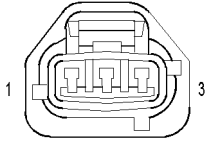
CAV	CIRCUIT	FUNCTION
1	L7 18WT/YL	FUSED PARK LAMP RELAY OUTPUT
2	Z942 20BK	GROUND



THROTTLE POSITION SENSOR (3.7L)

THROTTLE POSITION SENSOR (3.7L) - 3 WAY

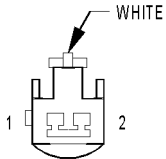
CAV	CIRCUIT	FUNCTION
1	F855 18PK/YL	5 VOLT SUPPLY
2	K900 18DB/DG	SENSOR GROUND
3	K22 18BR/OR	TP NO. 1 SIGNAL



THROTTLE POSITION SENSOR (4.7L)

THROTTLE POSITION SENSOR (4.7L) - 3 WAY

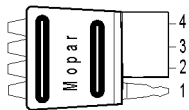
CAV	CIRCUIT	FUNCTION
1	F855 18PK/YL	5 VOLT SUPPLY
2	K22 18BR/OR	TP NO. 1 SIGNAL
3	K900 18DB/DG	SENSOR GROUND



TOW/HAUL OVERDRIVE SWITCH

TOW/HAUL OVERDRIVE SWITCH - WHITE 2 WAY

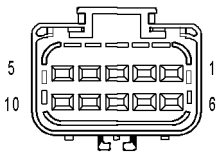
CAV	CIRCUIT	FUNCTION
1	T6 20DG	TOW/HAUL OVERDRIVE OFF SWITCH SENSE
2	Z71 20LB/BK	GROUND



TRAILER TOW CONNECTOR

TRAILER TOW CONNECTOR - 4 WAY

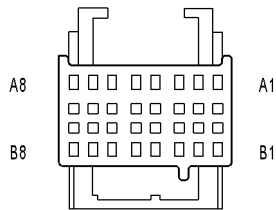
CAV	CIRCUIT	FUNCTION
1	Z999 14BK	GROUND
2	L678 18BR	PARK LAMP RELAY OUTPUT
3	L673 18YL	TRAILER TOW LEFT TURN RELAY OUTPUT
4	L674 18LG	TRAILER TOW RIGHT TURN RELAY OUTPUT



TRAILER TOW CONNECTOR-ADD ON

TRAILER TOW CONNECTOR-ADD ON - 10 WAY

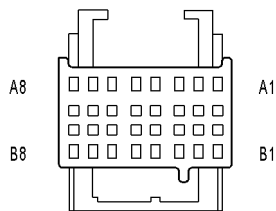
CAV	CIRCUIT	FUNCTION
1	-	-
2	L674 18LG	TRAILER TOW RIGHT TURN RELAY OUTPUT
3	L1 18WT/LG	BACKUP LAMP FEED
4	A100 14RD/VT	FUSED B(+)
5	L678 18BR	PARK LAMP RELAY OUTPUT
6	-	-
7	B40 14DG	TRAILER TOW BRAKE B(+)
8	Z999 14BK	GROUND
9	Z999 14BK	GROUND
10	L673 18YL	TRAILER TOW LEFT TURN RELAY OUTPUT



TRANSFER CASE  
CONTROL MODULE C1  
(ELECTRIC 4x4)

TRANSFER CASE CONTROL MODULE C1 (ELECTRIC 4x4) - 16 WAY

CAV	CIRCUIT	FUNCTION
A1	D25 20VT/DB	PCI BUS
A2	-	-
A3	-	-
A4	G92 20VT/OR	4WD LOW INDICATOR
A5	G91 20VT/WT	4WD HIGH INDICATOR
A6	K977 20BR/WT	MODE SELECT
A7	T885 20YL/GY	MODE SENSOR GROUND
A8	Z905 18BK	GROUND
A9	-	-
A10	-	-
A11	-	-
A12	G95 20VT/BR	NEUTRAL INDICATOR
A13	G2 20BR/WT	IGNITION SWITCH SENSE
A14	D200 20WT/LG	MODE SENSOR D
A15	-	-
A16	Z905 20BK	GROUND

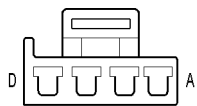


TRANSFER CASE  
CONTROL MODULE C2  
(ELECTRIC 4x4)

TRANSFER CASE CONTROL MODULE C2 (ELECTRIC 4x4) - 16 WAY

CAV	CIRCUIT	FUNCTION
B1	D202 20WT/VT	MODE SENSOR B
B2	D201 20WT/DG	MODE SENSOR A
B3	-	-
B4	-	-
B5	-	-
B6	T41 20YL/DB	TRS T41 SENSE
B7	-	-
B8	T313 20YL/LG	5 VOLT MODE SENSOR SUPPLY
B9	-	-
B10	D203 20WT/BR	MODE SENSOR C
B11	-	-
B12	-	-
B13	-	-
B14	-	-
B15	-	-
B16	T322 20DG/GY	5 VOLT SELECTOR SWITCH SUPPLY

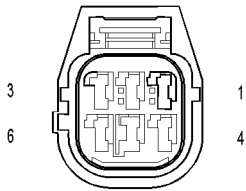




TRANSFER CASE CONTROL MODULE C3 (ELECTRIC 4x4)

TRANSFER CASE CONTROL MODULE C3 (ELECTRIC 4x4) - 4 WAY

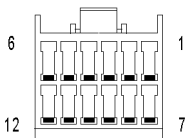
CAV	CIRCUIT	FUNCTION
A	Z905 16BK	GROUND
B	A34 16RD/WT	FUSED B(+)
C	T315 16YL/BR	SHIFT MOTOR CONTROL A
D	T316 16YL/GY	SHIFT MOTOR CONTROL B



TRANSFER CASE MODE SENSOR

TRANSFER CASE MODE SENSOR - 6 WAY

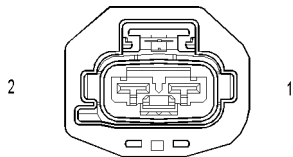
CAV	CIRCUIT	FUNCTION
1	D200 20WT/LG	MODE SENSOR D
2	T313 20YL/LG	5 VOLT MODE SENSOR SUPPLY
3	D202 20WT/VT	MODE SENSOR B
4	T885 20YL/GY	MODE SENSOR GROUND
5	D201 20WT/DG	MODE SENSOR A
6	D203 20WT/BR	MODE SENSOR C



TRANSFER CASE SELECTOR SWITCH

TRANSFER CASE SELECTOR SWITCH - 12 WAY

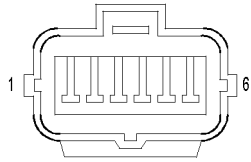
CAV	CIRCUIT	FUNCTION
1	T322 20DG/GY	5 VOLT SELECTOR SWITCH SUPPLY
2	G2 20BR/WT	IGNITION SWITCH SENSE
3	-	-
4	G95 20VT/BR	NEUTRAL INDICATOR
5	K977 20BR/WT	MODE SELECT
6	E11 20OR/DB	PANEL LAMPS DRIVER
7	F21 20PK/DG	FUSED IGNITION SWITCH OUTPUT (RUN-START)
8	G92 20VT/OR	4WD LOW INDICATOR
9	G91 20VT/WT	4WD HIGH INDICATOR
10	-	-
11	Z905 20BK	GROUND
12	-	-



TRANSFER CASE SHIFT MOTOR

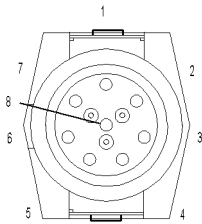
TRANSFER CASE SHIFT MOTOR - 2 WAY

CAV	CIRCUIT	FUNCTION
1	T316 16YL/GY	SHIFT MOTOR CONTROL B
2	T315 16YL/BR	SHIFT MOTOR CONTROL A



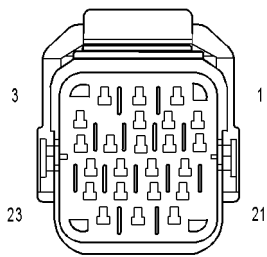
TRANSMISSION RANGE SENSOR

TRANSMISSION RANGE SENSOR - 6 WAY		
CAV	CIRCUIT	FUNCTION
1	L10 18WT/GY	FUSED IGNITION SWITCH OUTPUT (RUN)
2	T117 20DG/YL	TRANS RANGE SENSOR ELECTRONIC CLUSTER 5 VOLT SUPPLY
3	-	-
4	L1 18WT/LG	BACKUP LAMP FEED
5	T917 20YL/TN	TRANS RANGE SENSOR ELECTRONIC CLUSTER MUX
6	T41 20YL/DB	PARK NEUTRAL POSITION SWITCH SENSE (T41)
6	T41 18YL/DB	PARK NEUTRAL POSITION SWITCH SENSE (T41)



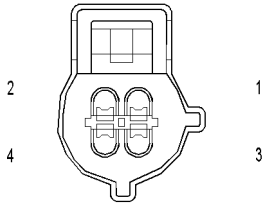
TRANSMISSION SOLENOID ASSEMBLY (48RE)

TRANSMISSION SOLENOID ASSEMBLY (48RE) - 8 WAY		
CAV	CIRCUIT	FUNCTION
1	T16 18YL/OR	TRANSMISSION CONTROL RELAY OUTPUT
2	F856 18YL/PK	5 VOLT SUPPLY
3	K900 20DB/DG	SENSOR GROUND
3	K900 18DB/DG	SENSOR GROUND
4	T38 18YL/BR	GOVERNOR PRESSURE SENSOR SIGNAL
5	T118 18DG	GOVERNOR PRESSURE SOLENOID CONTROL
6	T9 18DG/TN	3-4 SHIFT SOLENOID
7	T75 18YL/LB	TORQUE CONVERTER CLUTCH SOLENOID CONTROL
8	T54 18DG/OR	TRANSMISSION TEMPERATURE SENSOR SIGNAL



TRANSMISSION SOLENOID/TRS ASSEMBLY (NGC)

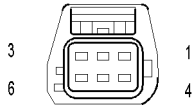
TRANSMISSION SOLENOID/TRS ASSEMBLY (NGC) - 23 WAY		
CAV	CIRCUIT	FUNCTION
1	L10 18WT/GY	FUSED IGNITION SWITCH OUTPUT (RUN)
2	T20 18DG/WT	L/R SOLENOID CONTROL
3	-	-
4	T41 20YL/DB	TRS T41 SENSE
5	T42 18DG/YL	TRS T42 SENSE
6	L1 18WT/LG	BACKUP LAMP FEED
7	T60 18YL/GY	OVERDRIVE SOLENOID CONTROL
8	T3 18DG/DB	TRS T3 SENSE
9	T1 18DG/LB	TRS T1 SENSE
10	T16 18YL/OR	TRANSMISSION CONTROL RELAY OUTPUT
11	T48 18BR/YL	4C PRESSURE SWITCH SENSE
12	T140 18YL/GY	PRESSURE CONTROL SOLENOID CONTROL
13	T4 18DG/LB	TRS T2 SENSE
14	T50 18YL/TN	LOW/REVERSE PRESSURE SWITCH SENSE
15	T147 18DG/YL	2C PRESSURE SWITCH SENSE
16	T9 18DG/TN	OVERDRIVE PRESSURE SWITCH SENSE
17	T59 18YL/LB	UNDERDRIVE SOLENOID CONTROL
18	T29 18YL/WT	UNDERDRIVE PRESSURE SWITCH SENSE
19	T259 18YL/DG	4C SOLENOID CONTROL
20	T219 18YL/LG	2C SOLENOID CONTROL
21	T118 18DG	MS SOLENOID CONTROL
22	K900 18DB/DG	SENSOR GROUND
23	T54 18DG/OR	TRANSMISSION TEMPERATURE SENSOR SIGNAL



VACUUM PUMP (DIESEL)

VACUUM PUMP (DIESEL) - 4 WAY

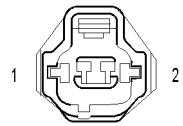
CAV	CIRCUIT	FUNCTION
1	-	-
2	F202 20PK/GY	FUSED IGNITION SWITCH OUTPUT (RUN-START)
3	-	-
4	Z936 18BK	GROUND



VISTRONIC FAN DRIVE (DIESEL)

VISTRONIC FAN DRIVE (DIESEL) - 6 WAY

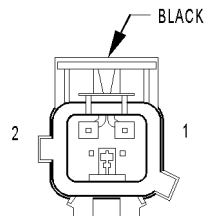
CAV	CIRCUIT	FUNCTION
1	K160 18BR/OR	PARK LOCKOUT SOLENOID CONTROL
2	K900 18DB/DG	SENSOR GROUND
3	K161 18BR/LB	FAN SPEED SENSOR
4	-	-
5	F856 18YL/PK	5 VOLT SUPPLY
6	F504 20GY/PK	FUSED IGNITION SWITCH OUTPUT (RUN)



WASHER FLUID LEVEL SWITCH

WASHER FLUID LEVEL SWITCH - 2 WAY

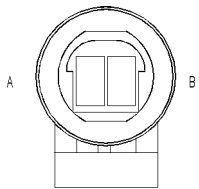
CAV	CIRCUIT	FUNCTION
1	Z932 20BK	GROUND
2	W1 20BR/TN	WASHER FLUID SWITCH SENSE



WASHER PUMP MOTOR-FRONT

WASHER PUMP MOTOR-FRONT - BLACK 2 WAY

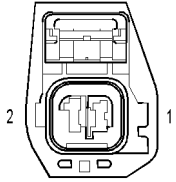
CAV	CIRCUIT	FUNCTION
1	Z945 20BK	GROUND
2	W10 20BR	WASHER PUMP MOTOR CONTROL



WATER IN FUEL SENSOR

WATER IN FUEL SENSOR - 2 WAY

CAV	CIRCUIT	FUNCTION
A	K914 18RD/WT (A/T)	SENSOR GROUND
A	K914 18BR/WT (M/T)	SENSOR GROUND
B	G123 18VT/LG	WATER IN FUEL SENSOR SIGNAL



WHEEL SPEED SENSOR-LEFT FRONT

WHEEL SPEED SENSOR-LEFT FRONT - 2 WAY

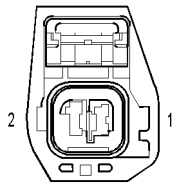
CAV	CIRCUIT	FUNCTION
1	B8 20DG/TN	LEFT FRONT WHEEL SPEED SENSOR (-)
2	B9 20DG/LG	LEFT FRONT WHEEL SPEED SENSOR (+)



WHEEL SPEED SENSOR- REAR

WHEEL SPEED SENSOR-REAR - 2 WAY

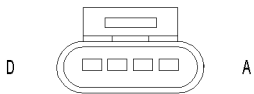
CAV	CIRCUIT	FUNCTION
1	B3 18DG/YL	LEFT REAR WHEEL SPEED SENSOR SIGNAL
2	B4 18DG/GY	LEFT REAR WHEEL SPEED SENSOR 12 VOLT SUPPLY



WHEEL SPEED SENSOR-RIGHT FRONT

WHEEL SPEED SENSOR-RIGHT FRONT - 2 WAY

CAV	CIRCUIT	FUNCTION
1	B6 20DG/WT	RIGHT FRONT WHEEL SPEED SENSOR (-)
2	B7 20DG/VT	RIGHT FRONT WHEEL SPEED SENSOR (+)



WIPER MOTOR

WIPER MOTOR - 4 WAY

CAV	CIRCUIT	FUNCTION
A	W7 20BR/GY	WIPER PARK SWITCH SENSE
B	Z103 18BK/WT	GROUND
C	W3 16BR/WT	WIPER RELAY LOW SPEED OUTPUT
D	W4 16BR/OR	WIPER RELAY HIGH SPEED OUTPUT