


KOLBENRINGSÄTZE
JEUX DE SEGMENTS
JUEGOS DE SEGMENTOS
SERIE SEGMENTI



Globally reliable

PISTON RING SETS



RS4

RS4 Piston Ring Sets

Einleitung	Seite	2
Introduction	page	14
Introduction	page	24
Introducción	página	34

Weitere Kataloge und Produktinformationen

Über den vorliegenden Katalog hinaus erhalten Sie auch weitere Produkte über den Vertrieb der Firma NPR of Europe GmbH.

Fragen Sie nach unserem kompletten Programm und nutzen Sie auch unseren Produktmanager, der zum Download auf unserer Homepage zur Verfügung steht.



Katalog B3: Lagerschalen



Katalog P2: Kolben



Produktmanager: gesamtes Programm online

Inhaltsverzeichnis

	Seite
Hinweise zum Katalog	4
Kennzeichnung der Übermaße	5
Umrechnungstabelle der Kolbenringhöhen von Zoll in Millimeter	5
Kolbenringtypen und -querschnitte	6
Neue Ringsätze	8
Umrechnungstabelle	10
Hinweise zur Benutzung des Kataloges	11
Herstellerverzeichnis	13
Produktinformationen	370
Bestimmung von Motorproblemen	373
Sicherheitsprüfung	386
Allgemeine Geschäftsbedingungen	387

Hinweise zum Katalog

Die Kolbenringe sind so ausgeführt, dass sie ohne jegliche Nacharbeit der Kolbenringnuten, außer natürlich dem Reinigen von eventuell vorhandener Ölkohle, eingebaut werden können. Wir haben uns bei der Ausführung der Ringe in Material und Ausführung an die Erstausrüstung der Motorenhersteller angelehnt. Die Spezifikationen der im Satz enthaltenen Ringe können mit Hilfe der Kolbenringquerschnitte und Erklärung der Kurzzeichen den Seiten 6 / 7 entnommen werden. Namen, Beschreibungen und sonstige Angaben von Fahrzeugen sowie Herstellern sind zu Vergleichszwecken angeführt. Die im Katalog aufgeführten Kolbenringe entsprechen Ersatzteilen in NE-Qualität.

Der Katalog wurde mit größter Sorgfalt erstellt und kontrolliert. Wir haften jedoch nicht für die Folgen etwaiger Irrtümer oder Auslassungen. Weiterhin behalten wir uns notwendige oder technisch vertretbare Änderungen in der Spezifikation der Ringe vor, da die Technologie auf dem Kolbenringsektor einer laufenden Weiterentwicklung und Ergänzung unterliegt.

Die Auswahl an Ringsätzen ist ständigen Änderungen unterworfen. Sollten Sie Ringsätze suchen, die nicht in unserem Katalog aufgeführt sind, fragen Sie bitte bei unseren Mitarbeitern nach. Mit Erscheinen dieses Katalogs verlieren alle bisherigen Ausgaben ihre Gültigkeit. Aufträge werden auf der Grundlage unserer allgemeinen Geschäftsbedingungen angenommen, die jederzeit im Internet eingesehen werden können und die wir Ihnen gerne zur Verfügung stellen.

Der Nachdruck oder das Kopieren dieses Katalogs ist untersagt, bildliche Darstellungen sowie der Entwurf sind urheberrechtlich geschützt.

Zertifizierung

Da wir wissen, dass sowohl unsere Produkte als auch unser Service jeder Prüfung standhalten, lassen wir uns gerne von externen Prüfern unsere Qualität bestätigen. Aus diesem Grund sind wir nach ISO/TS 16949:2009 und nach ISO 9001:2008 zertifiziert. Dadurch können Sie auch für Ihre Produkte in unseren Service und in unsere Produkte vertrauen.

Kennzeichnung der Übermaße

mm		mm inch		
STD	= - 00	STD	= .000	= - 00
0,125	= - 12	0,127	= .003	= - 05
0,25	= - 25	0,254	= .010	= - 10
0,30	= - 30	0,381	= .015	= - 15
0,35	= - 35	0,508	= .020	= - 20
0,40	= - 40	0,762	= .030	= - 30
0,50	= - 50	1,016	= .040	= - 40
0,60	= - 60	1,143	= .045	= - 45
0,65	= - 65	1,270	= .050	= - 50
0,70	= - 70	1,524	= .060	= - 60
0,75	= - 75	1,778	= .070	= - 70
0,80	= - 80	2,032	= .080	= - 80
0,90	= - 90	2,286	= .090	= - 90
1,00	= - 10	2,540	= .100	= - 01
1,50	= - 15			
2,00	= - 20			

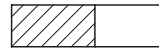
Umrechnungstabelle der Kolbenringhöhen von Zoll in Millimeter

Nennmaß in Zoll	Tatsächliche Ringhöhe nach SAE in Millimeter
1/16	1,600
5/64	1,990
3/32	2,385
1/ 8	3,160
5/32	3,947
3/16	4,747
7/32	5,556
1/ 4	6,335

Kolbenringtypen und -querschnitte

910

Rechteckring



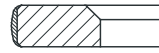
910



910 CR



910 IF



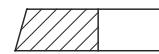
910 IF CR



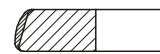
910 IW CR

911

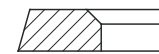
Minutenring



911



911 CR



911 IF



911 IF CR



911 IF U CR



911 IW



911 IW U



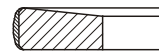
911 IW U CR



911 IF U

913

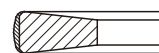
Einseitiger Trapezring



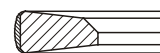
913 CR

914

Doppelseitiger Trapezring
7° Winkel



914 CR



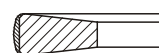
914 IF CR



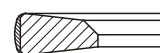
914 IW CR

916

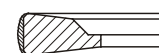
Doppelseitiger Trapezring
3° Winkel



916 CR



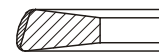
916 IF CR



916 IW CR

917

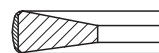
Doppelseitiger Trapez-
Minutenring 7° Winkel



917 CR

922

Doppelseitiger Trapezring
7° / 3° Winkel



922

930

Nasenring



930



930 IF

931

Nasenminutenring



931



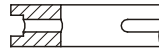
931 ES



931 ES IW U

946

Ölschlitzring



946

946 EX

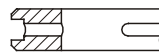
Ölschlitzring mit Schlauchfeder



946 EX

947

Dachfasenring



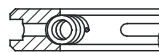
947



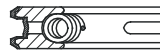
947 EX NIT

947 EX

Dachfasenring mit Schlauchfeder



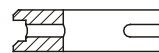
947 EX



947 EX CR

948

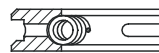
Gleichfasenring



948

948 EX

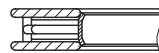
Gleichfasenring mit Schlauchfeder



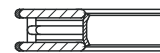
948 EX

777

Dreiteiliger Stahllamellenfederring



777 NIT



777 CR

Ringbezeichnungen

IF	Innenfase	IF U	Innenfase unten	ES	Auslaufender Stoß
IW	Innenwinkel	IW U	Innenwinkel unten		

Beschichtung und Oberflächenbehandlung

CR	Lauffläche verchromt	FX	Lauffläche ferroxgefüllt
MO	Lauffläche molybdänbeschichtet	P	phosphatiert
PL	Lauffläche plasmabeschichtet	SN	verzinkt
NIT	nitriert	IN	Federbett und Feder verchromt
TF	Lauffläche teflonbeschichtet	FS	Flankensicherung
4CR	allseitig verchromt	PVD	physikalische Gasphasenabscheidung
3CR	Lauffläche unverchromt, andere Seiten verchromt	CDS	Chrom-Diamantschicht
FE	ferrooxydiert	CKS	Chrom-Keramiksicht

Neue Ringsätze / new ringsets / nouveau jeu de segments / Nuevos lanzamientos de aros de pistón

ARTIKEL-NR. NE-NUMBER RÉFÉRENCE NE REFERENCIA NE	HERSTELLER MANUFACTURER CONSTRUCTEUR FABRICANTE	BOHRUNG BORE ALÉSAGE DIÁMETRO
8920190000	Alfa Romeo	69,60
8920130000	Alfa Romeo	72,00
8935090000	Alfa Romeo	83,00
8950190000	Audi	81,00
8950210000	Audi	81,00
8950580000	Audi	82,50
8950970000	Audi	71,00
8950590000	Audi	82,50
8950610000	Audi	74,50
8950620000	Audi	74,50
8950630000	Audi	74,50
8950640000	Audi	74,50
8950700000	Audi	76,50
8937630000	BMW	75,00
7996770000	BMW	73,00
8937160000	Citroën	75,00
8937610000	Citroën	84,00
8937620000	Citroën	75,00
8937630000	Citroën	75,00
8937650000	Citroën	85,00
8937680000	Citroën	85,00
8937660000	Citroën	85,00
8937670000	Citroën	85,00
7987070000	Citroën	75,00
8937690000	Citroën	78,50
8938130000	Dacia	76,00
8938200000	Dacia	72,20
8920190000	Daewoo - Chevrolet (GM)	69,60
8935100000	Daewoo - Chevrolet (GM)	72,50
8935090000	Daewoo - Chevrolet (GM)	83,00
7914090000	Daewoo - Chevrolet (GM)	69,70
7914100000	Daewoo - Chevrolet (GM)	73,80
8913160000	DAF	130,00
8912840000	Daimler-Mercedes Benz	83,00
8912830000	Daimler-Mercedes Benz	83,00
8938200000	Daimler-Mercedes Benz	72,20
8920190000	FIAT	69,60
8920130000	FIAT	72,00

ARTIKEL-NR. NE-NUMBER RÉFÉRENCE NE REFERENCIA NE	HERSTELLER MANUFACTURER CONSTRUCTEUR FABRICANTE	BOHRUNG BORE ALÉSAGE DIÁMETRO
8935090000	FIAT	83,00
8920640000	FIAT	88,00
8920760000	FIAT-Iveco	125,00
8920650000	FIAT-Iveco	88,00
8920410000	FIAT-Iveco	125,00
8920430000	FIAT-Iveco	135,00
8921060000	Ford	82,50
8921080000	Ford	73,50
8921150000	Ford	75,00
8937620000	Ford	75,00
7924020000	Hyundai	71,00
8924910000	Hyundai	75,00
7924920000	Hyundai	84,00
7924780000	Hyundai	75,50
7924090000	Hyundai	77,00
7924940000	Hyundai	77,20
8924950000	Hyundai	83,00
8912840000	Infiniti	83,00
8937610000	Jaguar	84,00
8915200000	KHD	92,00
8915140000	KHD	92,00
8915030000	KHD	98,00
7924020000	Kia	71,00
8924910000	Kia	75,00
7924920000	Kia	84,00
7924090000	Kia	77,00
7924940000	Kia	77,20
8924950000	Kia	83,00
7982090000	Komatsu	95,00
7982060000	Komatsu	95,00
7982100000	Komatsu	95,00
7982110000	Komatsu	130,18
7982310000	Komatsu	139,70
8920190000	Lancia	69,60
8920130000	Lancia	72,00
8935090000	Lancia	83,00
8937610000	Land Rover	84,00
7999440000	Lexus	86,00

Neue Ringsätze / new ringsets / nouveau jeu de segments / Nuevos lanzamientos de aros de pistón

ARTIKEL-NR. NE-NUMBER RÉFÉRENCE NE REFERENCIA NE	HERSTELLER MANUFACTURER CONSTRUCTEUR FABRICANTE	BOHRUNG BORE ALÉSAGE DIÁMETRO
8931260000	M.A.N.	126,00
7987070000	Mitsubishi	75,00
8938130000	Nissan	76,00
8938570000	Nissan	84,00
8920190000	Opel	69,60
8920130000	Opel	72,00
8935100000	Opel	72,50
8935090000	Opel	83,00
8938570000	Opel	84,00
8935110000	Opel	79,00
8935170000	Opel	79,00
8935180000	Opel	86,00
8937160000	Peugeot	75,00
8937610000	Peugeot	84,00
8937620000	Peugeot	75,00
8937630000	Peugeot	75,00
8937650000	Peugeot	85,00
8937680000	Peugeot	85,00
8937660000	Peugeot	85,00
8937670000	Peugeot	85,00
8937690000	Peugeot	78,50
8938130000	Renault	76,00
8938570000	Renault	84,00
8951630000	Renault	123,00
8951640000	Renault	131,00
8938200000	Renault	72,20
8938140000	Renault	78,00
8935090000	Saab	83,00
8935110000	Saab	79,00
8935180000	Saab	86,00
8945100000	Same	100,00
8939100000	Scania	127,00
8939280000	Scania	130,00
8950190000	Seat	81,00
8950210000	Seat	81,00
8950580000	Seat	82,50
8950970000	Seat	71,00
8950610000	Seat	74,50

ARTIKEL-NR. NE-NUMBER RÉFÉRENCE NE REFERENCIA NE	HERSTELLER MANUFACTURER CONSTRUCTEUR FABRICANTE	BOHRUNG BORE ALÉSAGE DIÁMETRO
8950630000	Seat	74,50
8950700000	Seat	76,50
8950190000	Skoda	81,00
8950210000	Skoda	81,00
8950580000	Skoda	82,50
8950970000	Skoda	71,00
8950590000	Skoda	82,50
8950600000	Skoda	82,50
8950630000	Skoda	74,50
8950640000	Skoda	74,50
8950700000	Skoda	76,50
8968500000	Ssang Young	86,20
7996770000	Subaru	73,00
8935090000	Suzuki	83,00
8937630000	Suzuki	75,00
8938130000	Suzuki	76,00
7999150000	Toyota	72,00
7996770000	Toyota	73,00
7999440000	Toyota	86,00
7999450000	Toyota	86,00
8952160000	VM	94,00
8950190000	Volkswagen	81,00
8950210000	Volkswagen	81,00
8950810000	Volkswagen	81,00
8950580000	Volkswagen	82,50
8950970000	Volkswagen	71,00
8950590000	Volkswagen	82,50
8950610000	Volkswagen	74,50
8950620000	Volkswagen	74,50
8950630000	Volkswagen	74,50
8950640000	Volkswagen	74,50
8950700000	Volkswagen	76,50
8937620000	Volvo	75,00
8951010000	Volvo	81,00
8951020000	Volvo	81,00
8951630000	Volvo	123,00
8951640000	Volvo	131,00

Hinweise zur Benutzung des Kataloges

Produktdaten

Fahrzeughersteller Bohrung Maß

ALFA ROMEO

Modell Baujahr Verpackungseinheit NE-Artikelnummer

Motorbezeichnung (Motorcode)	Hubraum	Zylinder-Anzahl	Leistung	Modell	Baujahr	Bohrung	Ring-Typ	Ring-Querschnitte	Laufflächenbeschichtung	NE-Artikelnummer	Verpackungseinheit	Maß
Dieselmotor JTD 1.3 Multijet 188 A9.000 M.733 AT.11.Z	1248	4	70 kW 95 PS	Mito 1.3 JTDM 16V	10 -	69,60	2,00 1,50 2,00	910 NIT S+ 911 P 947 EX NIT+	89 2096 0000 4000 6000	1 1 1	STD	0,40 0,60
Motor 198 A4.000 from engine no. 1432596	1368	4	88 kW (120 PS)	MITO (955) 1.4	09/08-	72,00	1,20 1,20 2,00	910 CKS+ 913 P 947 EX CR	89 2013 0000	1	STD	
Motor	1368	4	88 kW (120 PS)	MITO (955) 1.4 Bifuel	07/11-							



Globally reliable


EINLEITUNG

Herstellerverzeichnis

	Seite		Seite		Seite
Air Compressor	45	Infiniti	168	Peykan	266
Alfa Romeo	48	Isuzu	169	Polski-Fiat	267
Audi	52	Iveco	176	Porsche	268
Austin	72	Jaguar	177	Porsche Diesel Traktor	269
Autobianchi	73	Jeep	178	Raba Hungary	270
Avia-Daewoo	74	John Deere	179	Renault	271
Baudoin	75	KAMA3	180	Renault Traktor	284
Bedford	76	KHD	181	Renault Truck	285
Berliet	77	KIA	191	Roman	286
BLMC	78	Komatsu	194	Romania	287
BMW	79	Lada	196	Rover	288
BMW Motorrad	83	Lamborghini	197	Ruggerini	289
Bosch	84	Lancia	198	RVI	290
Case IH	85	Land Rover	199	Saab	294
Caterpillar	86	Lexus	200	Same	295
Chrysler	87	Leyland	201	Saviem	297
Citroën	88	Liaz	202	Scania	298
Cummins	94	Liebherr	203	Seat	302
Dacia	95	Lister	204	Simca	308
Daewoo - Chevrolet (GM)	96	Lombardini	205	Skoda	309
DAF	98	Lotus	208	Slanzi	313
Daihatsu	102	M.A.N.	209	Smart	314
Daimler-Mercedes-Benz	103	Magirus-Deutz	216	Ssang Yong	315
Deutz	119	Malcotsis	217	Steyr	316
Eicher	120	Massey-Ferguson	218	Subaru	318
Fap - Famos	121	Mazda	219	Suzuki	319
Fiat	122	MCC-Smart	222	Talbot	321
Fiat - Iveco	129	Mercedes-Benz	223	Tatra	322
Ford	135	Mini	224	Toyota	323
Fordson	142	Mitsubishi	225	UAZ	330
GA3 - Wolga	144	MMZ - Minsk	232	Ursus	331
Guascor	145	Morris	233	UTB	332
Güldner	146	Moskvitch	234	VM	333
Hanomag	147	MWM	235	Volkswagen	335
Hatz	148	New Holland	238	Volvo	355
Henschel	150	Nissan	239	Volvo-BM	364
Hino	151	NSU	247	Volvo-Penta	365
Honda	157	Opel	248	Westinghouse	366
Hunday	160	Pegaso	255	Wolga	367
IFA	164	Perkins	256	Zetor	368
IHC Case IH	165	Petter	258		
Indenor	167	Peugeot	259		

Other catalogues and product information

Further to the products in this catalogue NPR of Europe's sales department has also other parts at your disposal. Please ask for our entire range of products and consult the „Product Manager“ on our homepage.



Catalogue B3: Engine bearings



Catalogue P2: Pistons



Product Manager: entire program online

Table of contents

	page
Hints to the use of this catalogue	16
Oversize marking	17
Conversion table for piston ring heights from inches to millimetres	17
Cross sections of piston rings	18
New ringsets	8
Conversion table	20
How to use this catalogue	21
Index of manufacturers	23
Product informationen	374
Engine trouble tracer	377
Security check	386
General Terms and Conditions	387

Hints to the use of this catalogue

The piston rings can be fitted without altering the piston ring grooves, except the removal of existing oil carbon. The design of the rings in material and specification is based on the original equipment of the engine manufacturers. You may find the specification of the ring sets in the cross section table on page 18 / 19. Names, descriptions and other data of vehicles and manufacturers are mentioned for comparison purposes only. The piston rings of this catalogue are in NE-spare part quality.

This catalogue has been compiled and controlled very carefully. Nevertheless we are not liable for any mistakes or omissions. Furthermore, we reserve the right to make technical alterations in ring specifications resulting from the constant technological development in the field of piston rings.

The choice of ringsets offered in our catalogue is subject to constantly changing. Should you be looking for ringsets which are not mentioned in this catalogue, please ask our staff. Upon release of this catalogue all earlier versions will become invalid.

All orders are subject to our General Terms and Conditions which can be reviewed on our homepage and which we will gladly put at your disposal.

It is not allowed to reprint or copy this catalogue or parts thereof. All pictures as well as the complete design are copyrighted.

Certification

As we feel sure that our products as well as our service will withstand every exam, we gladly have our quality confirmed by external auditors.

For this reason we are certified according to ISO/TS 16949:2009 and ISO 9001:2008. So you may always rely on our service and the quality of our products.

Oversize marking

mm		mm		inch	
STD	= - 00	STD	= .000	=	- 00
0,125	= - 12	0,127	= .003	=	- 05
0,25	= - 25	0,254	= .010	=	- 10
0,30	= - 30	0,381	= .015	=	- 15
0,35	= - 35	0,508	= .020	=	- 20
0,40	= - 40	0,762	= .030	=	- 30
0,50	= - 50	1,016	= .040	=	- 40
0,60	= - 60	1,143	= .045	=	- 45
0,65	= - 65	1,270	= .050	=	- 50
0,70	= - 70	1,524	= .060	=	- 60
0,75	= - 75	1,778	= .070	=	- 70
0,80	= - 80	2,032	= .080	=	- 80
0,90	= - 90	2,286	= .090	=	- 90
1,00	= - 10	2,540	= .100	=	- 01
1,50	= - 15				
2,00	= - 20				

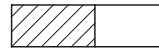
Conversion table for piston ring heights from inches to millimetres

Nominal width in inches	Real width according to SAE in millimetres
1/16	1,600
5/64	1,990
3/32	2,385
1/8	3,160
5/32	3,947
3/16	4,747
7/32	5,556
1/4	6,335

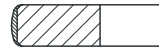
Types und cross sections of piston rings

910

Rectangular ring



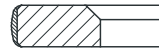
910



910 CR



910 IF



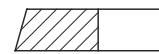
910 IF CR



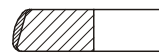
910 IW CR

911

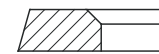
Taper faced ring



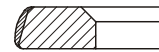
911



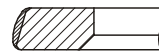
911 CR



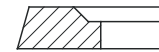
911 IF



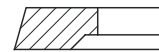
911 IF CR



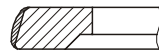
911 IF U CR



911 IW



911 IW U



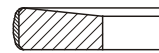
911 IW U CR



911 IF U

913

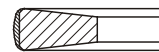
Half keystone ring



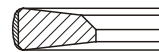
913 CR

914

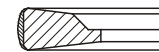
Double keystone ring
7° angle



914 CR



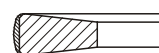
914 IF CR



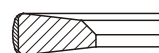
914 IW CR

916

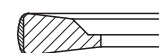
Double keystone ring
3° angle



916 CR



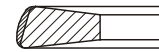
916 IF CR



916 IW CR

917

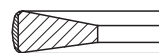
Taper faced double
keystone ring 7° angle



917 CR

922

Double keystone ring
7°/3° angle



922

930

Napier ring



930



930 IF

931

Taper faced napier ring



931



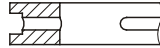
931 ES



931 ES IW U

946

Slotted oil control ring



946

946 EX

Slotted oil control ring with spiral expander



946 EX

947

Double-bevelled oil control ring



947



947 EX NIT

947 EX

Double-bevelled oil control ring with spiral expander



947 EX



947 EX CR

948

Double-bevelled oil control ring



948

948 EX

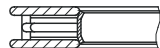
Double-bevelled oil control ring with spiral expander



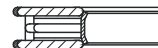
948 EX

777

Three piece steel-rail oil control ring



777 NIT



777 CR

Ring denominations

IF	inner bevel	IF U	inner bevel bottom side	ES	interrupted gap
IW	inner cut	IW U	inner cut bottom side		

Coatings and surface treatments

CR	periphery chrome-plated	FX	periphery with ferrox insert
MO	periphery molybdenum-plated	P	phosphated
PL	periphery plasma spray-coated	SN	tin-plated
NIT	nitrited	IN	coilspring and interior of oilring chrome-plated
TF	periphery teflon-coated	FS	joint with side notch
4CR	all sides chrome-plated	PVD	physical vapour deposition
3CR	periphery not chrome-plated other sides chrome-plated	CDS	chrome-diamond-coating
FE	ferroxided	CKS	chrome-ceramic-coating

How to use this catalogue

Product data

engine manufacturer bore dimension

ALFA ROMEO

model year units in packing NE-number

Engine icon	ccm	Cylinders icon	Power icon	Model icon	Year icon	Bore icon	Height icon	Type icon	Surface treatment icon	NE-number	Units icon	Dimension icon
Dieselmotor JTD 1.3 Multijet 188 A9.000 M 733 AT.12.Z	1248	4	70 kW	Mito 1.3 JTDM 16V	10 -	69,60	2,00	910 NIT S+	89 2096 0000	1	STD	
			95 PS				1,50	911 P		4000	1	0,40
							2,00	947 EX NIT+		6000	1	0,60
Motor 198 A4.000 from engine no. 1432596	1368	4	88 kW (120 PS)	MITO (955) 1.4	09/08-	72,00	1,20	910 CKS+	89 2013 0000	1	STD	
							1,20	913 P				
Motor	1368	4	88 kW (120 PS)	MITO (955) 1.4 Bifuel	07/11-			947 EX CR				

power cross sections

number of cylinders surface treatment

cubic capacity of the engine type

engine designation (engine code) height (mm)



INTRODUCTION

Index of manufacturers

	page		page		page
Air Compressor	45	Infiniti	168	Peykan	266
Alfa Romeo	48	Isuzu	169	Polski-Fiat	267
Audi	52	Iveco	176	Porsche	268
Austin	72	Jaguar	177	Porsche Diesel Traktor	269
Autobianchi	73	Jeep	178	Raba Hungary	270
Avia-Daewoo	74	John Deere	179	Renault	271
Baudoin	75	KAMA3	180	Renault Traktor	284
Bedford	76	KHD	181	Renault Truck	285
Berliet	77	KIA	191	Roman	286
BLMC	78	Komatsu	194	Romania	287
BMW	79	Lada	196	Rover	288
BMW Motorrad	83	Lamborghini	197	Ruggerini	289
Bosch	84	Lancia	198	RVI	290
Case IH	85	Land Rover	199	Saab	294
Caterpillar	86	Lexus	200	Same	295
Chrysler	87	Leyland	201	Saviem	297
Citroën	88	Liaz	202	Scania	298
Cummins	94	Liebherr	203	Seat	302
Dacia	95	Lister	204	Simca	308
Daewoo - Chevrolet (GM)	96	Lombardini	205	Skoda	309
DAF	98	Lotus	208	Slanzi	313
Daihatsu	102	M.A.N.	209	Smart	314
Daimler-Mercedes-Benz	103	Magirus-Deutz	216	Ssang Yong	315
Deutz	119	Malcotsis	217	Steyr	316
Eicher	120	Massey-Ferguson	218	Subaru	318
Fap - Famos	121	Mazda	219	Suzuki	319
Fiat	122	MCC-Smart	222	Talbot	321
Fiat - Iveco	129	Mercedes-Benz	223	Tatra	322
Ford	135	Mini	224	Toyota	323
Fordson	142	Mitsubishi	225	UAZ	330
GA3 - Wolga	144	MMZ - Minsk	232	Ursus	331
Guascor	145	Morris	233	UTB	332
Güldner	146	Moskvitch	234	VM	333
Hanomag	147	MWM	235	Volkswagen	335
Hatz	148	New Holland	238	Volvo	355
Henschel	150	Nissan	239	Volvo-BM	364
Hino	151	NSU	247	Volvo-Penta	365
Honda	157	Opel	248	Westinghouse	366
Hunday	160	Pegaso	255	Wolga	367
IFA	164	Perkins	256	Zetor	368
IHC Case IH	165	Petter	258		
Indenor	167	Peugeot	259		

Autres catalogues et informations sur nos produits

Au-delà de ce catalogue, vous pouvez également obtenir plus de produits à travers le service commercial de la société NPR of Europe GmbH.

Renseignez-vous sur notre programme complet et utilisez notre Produit-Manager, qui est téléchargeable depuis notre site internet.



Catalogue B3: Coussinets



Catalogue P2: Pistons



Produit-Manager: programme complet en ligne

Table des matières

	page
Informations dans ce catalogue	26
Identification des côtes de réparations	27
Tableau de conversion de la hauteur des segments de pouces en millimètres	27
Types des segments et sections transversales	28
Nouveau jeu de segments	8
Tableau de conversion	30
Indications sur l'utilisation du catalogue	31
Index des constructeurs	33
Informations sur le produit	378
Indicateur de panne de moteur	381
Vérification de la sécurité	386
Termes et conditions de vente de NPR of Europe GmbH	387



Globally reliable

INTRODUCTION

Informations dans ce catalogue

Les segments de pistons peuvent être installés, sans retoucher les rainures, excepté le déb-laiement de l'huile carbonisé. En matière de la performance, du matériau et du revêtement des segments, nous nous sommes orientés à l'équipement des constructeurs. Vous trouvez les spécifications des segments à l'aide des coupes transversales et des abréviations sur les pages 28 / 29. Noms, les descriptions et les autres détails de véhicules et les fabricants sont cités seulement dans l'objectif de comparaison. Les segments de piston figurant dans le catalogue correspondent aux pièces détachées de la qualité-NE.

Le catalogue a été créé avec beaucoup de soin et de contrôle. Nous ne sommes pas responsables des conséquences de toute erreur ou omission. Nous nous réservons également les changements nécessaires technique ou en matière de la spécification des segments, car la technologie est soumise au secteur des segments de piston d'un développement continu.

Le choix des segments est soumis à des changements permanents. Si vous êtes à la recherche d'un jeu de segments qui ne figurent pas dans notre catalogue, merci de contacter notre service commercial. Ce catalogue annule et remplace toutes les éditions précédentes. Les commandes sont acceptées sous réserve de nos termes et conditions de vente, qui peuvent être consultés à tout moment sur Internet et qu'on met à votre disposition.

La reproduction ou la copie de ce catalogue est interdite, des images graphiques ainsi que la conception sont protégés.

Certificat

On est sûr de la qualité de nos produits ainsi que de notre service. Pour cette raison, nous sommes certifiés selon la norme ISO / TS 16949:2009 et ISO 9001:2008.

C'est pour cela, vous pouvez faire confiance à nos produits ainsi que à notre service.

Identification des côtes de réparations

mm		mm	inch	
STD	=	- 00	STD	= .000 = - 00
0,125	=	- 12	0,127	= .003 = - 05
0,25	=	- 25	0,254	= .010 = - 10
0,30	=	- 30	0,381	= .015 = - 15
0,35	=	- 35	0,508	= .020 = - 20
0,40	=	- 40	0,762	= .030 = - 30
0,50	=	- 50	1,016	= .040 = - 40
0,60	=	- 60	1,143	= .045 = - 45
0,65	=	- 65	1,270	= .050 = - 50
0,70	=	- 70	1,524	= .060 = - 60
0,75	=	- 75	1,778	= .070 = - 70
0,80	=	- 80	2,032	= .080 = - 80
0,90	=	- 90	2,286	= .090 = - 90
1,00	=	- 10	2,540	= .100 = - 01
1,50	=	- 15		
2,00	=	- 20		

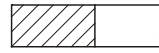
Tableau de conversion de la hauteur des segments de pouces en millimètres

Hauteur nominale en pouces	Hauteur réelle selon SAE en millimètres
1/16	1,600
5/64	1,990
3/32	2,385
1/8	3,160
5/32	3,947
3/16	4,747
7/32	5,556
1/4	6,335

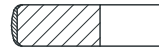
Types des segments et sections transversales

910

Segment rectangulaire



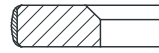
910



910 CR



910 IF



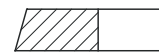
910 IF CR



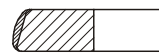
910 IW CR

911

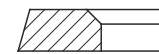
Segment conique



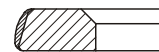
911



911 CR



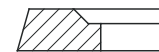
911 IF



911 IF CR



911 IF U CR



911 IW



911 IW U



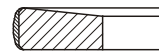
911 IW U CR



911 IF U

913

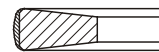
Segment semi-trapézoïdal



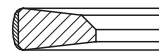
913 CR

914

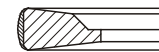
Segment trapézoïdal
7° angle



914 CR



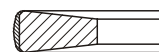
914 IF CR



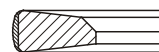
914 IW CR

916

Segment trapézoïdal
3° angle



916 CR



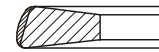
916 IF CR



916 IW CR

917

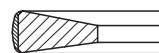
Segment trapézoïdal
conique 7° angle



917 CR

922

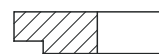
Segment trapézoïdal
7°/3° angle



922

930

Segment à bec d'aigle



930



930 IF

931

Segment conique à bec d'aigle



931



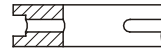
931 ES



931 ES IW U

946

Segment racleur d'huile à fentes



946

946 EX

Segment racleur à fentes avec ressort hélicoïdal



946 EX

947

Segment racleur à lèvres chanfreinées parallèles



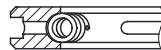
947



947 EX NIT

947 EX

Segment racleur à lèvres chanfreinées parallèles avec ressort hélicoïdal



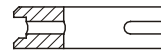
947 EX



947 EX CR

948

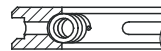
Segment racleur à fentes et lèvres chanfreinées symétriques



948

948 EX

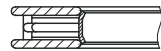
Segment racleur à fentes et lèvres chanfreinées symétriques avec ressort hélicoïdal



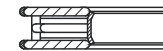
948 EX

777

Segment racleur à lamelles d'acier en trois partie



777 NIT



777 CR

Désignations des segments

IF	Chanfrein intérieur	IF U	Chanfrein intérieur, en bas	ES	Jointure interrompue
IW	Angle intérieur	IW U	Angle intérieur, en bas		

Revêtements et traitements de surface

CR	face portante chromée	FX	face portante remplie de forrox
MO	face portante revêtue de molybdène	P	phosphaté
PL	face portante revêtue de plasma	SN	étamé
NIT	nituré	IN	ressort spiroïdal et intérieur du racleur chromés
TF	face portante revêtue de teflon	FS	ergot d'arrêt
4CR	toutes les surfaces chromées	PVD	dépôt physique en phase vapeur
3CR	toutes les surfaces chromées sauf face portante	CDS	revêtement chrome-diamant
FE	Ferro-Oxyde	CKS	revêtement chrome-céramique

Indications sur l'utilisation du catalogue

Les données du produit

constructeur de véhicule année de fabrication alésage dimension

ALFA ROMEO

modèle unité d'emballage référence NE

Icon	ccm	Icon	Icon	Icon	Icon	Icon	Icon	Icon	Icon	Icon	
Dieselmotor JTD 1.3 Multijet 189 A9.000 M 733 AT.12.Z	1248	4	70 kW 95 PS	Mito 1.3 JTDM 16V	10 -	69,60	2,00 1,50 2,00	910 NIT S+ 911 P 947 EX NIT+	89 2096 0000 4000 6000	1 1 1	STD 0,40 0,60
Motor 198 A4.000 from engine no. 1432596	1368	4	88 kW (120 PS)	MITO (955) 1.4	09/08-	72,00	1,20 1,20 2,00	910 CKS+ 913 P 947 EX CR	89 2013 0000	1	STD
Motor	1368	4	88 kW (120 PS)	MITO (955) 1.4 Bitfuel	07/11-						

code du moteur puissance hauteur du segment (mm) type de segment

nombre de cylindres cylindrée du moteur revêtement de surface de frottement segment-sections transversales



INTRODUCTION

Index des constructeurs

	page		page		page
Air Compressor	45	Infiniti	168	Peykan	266
Alfa Romeo	48	Isuzu	169	Polski-Fiat	267
Audi	52	Iveco	176	Porsche	268
Austin	72	Jaguar	177	Porsche Diesel Traktor	269
Autobianchi	73	Jeep	178	Raba Hungary	270
Avia-Daewoo	74	John Deere	179	Renault	271
Baudoin	75	KAMA3	180	Renault Traktor	284
Bedford	76	KHD	181	Renault Truck	285
Berliet	77	KIA	191	Roman	286
BLMC	78	Komatsu	194	Romania	287
BMW	79	Lada	196	Rover	288
BMW Motorrad	83	Lamborghini	197	Ruggerini	289
Bosch	84	Lancia	198	RVI	290
Case IH	85	Land Rover	199	Saab	294
Caterpillar	86	Lexus	200	Same	295
Chrysler	87	Leyland	201	Saviem	297
Citroën	88	Liaz	202	Scania	298
Cummins	94	Liebherr	203	Seat	302
Dacia	95	Lister	204	Simca	308
Daewoo - Chevrolet (GM)	96	Lombardini	205	Skoda	309
DAF	98	Lotus	208	Slanzi	313
Daihatsu	102	M.A.N.	209	Smart	314
Daimler-Mercedes-Benz	103	Magirus-Deutz	216	Ssang Yong	315
Deutz	119	Malcotsis	217	Steyr	316
Eicher	120	Massey-Ferguson	218	Subaru	318
Fap - Famos	121	Mazda	219	Suzuki	319
Fiat	122	MCC-Smart	222	Talbot	321
Fiat - Iveco	129	Mercedes-Benz	223	Tatra	322
Ford	135	Mini	224	Toyota	323
Fordson	142	Mitsubishi	225	UAZ	330
GA3 - Wolga	144	MMZ - Minsk	232	Ursus	331
Guascor	145	Morris	233	UTB	332
Güldner	146	Moskvitch	234	VM	333
Hanomag	147	MWM	235	Volkswagen	335
Hatz	148	New Holland	238	Volvo	355
Henschel	150	Nissan	239	Volvo-BM	364
Hino	151	NSU	247	Volvo-Penta	365
Honda	157	Opel	248	Westinghouse	366
Hunday	160	Pegaso	255	Wolga	367
IFA	164	Perkins	256	Zetor	368
IHC Case IH	165	Petter	258		
Indenor	167	Peugeot	259		

Otros catálogos e información acerca de nuestros productos

Además de los productos del presente catálogo, NPR of Europe posee otras piezas de motor a su disposición.

Consulte nuestro programa completo de cojinetes de motor y utilice también nuestra aplicación „*Product Manager*”, la cual es posible descargar desde nuestra página web.



Catálogo B3: Cojinetes



Catálogo P2: Pistones



Product Manager: catálogo completo online

Tabla de contenidos

	página
Indicaciones para el uso del catálogo	36
Acerca de sobremedidas	37
Tabla de conversión de altura pulgadas a milímetros	37
Corte transversal de aros de pistón	38
Nuevos lanzamientos de aros de pistón	8
Tabla de conversión	40
Como utilizar correctamente este catálogo	41
Índice de fabricantes	43
Informaciones acerca del producto	382
Indicador problemas de motor	385
Verificación de seguridad y genuinidad	386
Condiciones generales de contratación	387

Indicaciones para el uso del catálogo

Nuestros aros de pistón son fabricados de manera que pueden montarse sin necesidad de hacer modificaciones en las ranuras del pistón, siendo únicamente necesario la limpieza de tales ranuras cuando existan apariciones de depósitos de carbón. En los temas de performance, de material y de revestimientos de material nos orientamos en las especificaciones técnicas de equipamiento original de los fabricantes de automóviles. Las especificaciones técnicas de los anillos pueden ser ampliadas con ayuda de la información contenida en página 38 / 39 acerca de tipos de revestimientos y tratamientos de superficie. Los nombres, explicaciones y otras informaciones acerca de vehículos y fabricantes indicados en este catálogo lo son solo a modo comparativo. Los aros de pistón contenidos en este catálogo son piezas con calidad NE.

Este catálogo fue elaborado y controlado con suma diligencia. No asumimos responsabilidad por la exactitud u omisión de los datos aquí brindados. Nos reservamos el derecho de realizar modificaciones en las especificaciones técnicas de las piezas de motor debido a la velocidad que impera en el desarrollo e innovación constante en el sector automotriz.

El repertorio de aros sufre constantes cambios. Si no encuentra en este catálogo los aros precisados por favor consúlte a nuestro staff. Con la publicación del presente catálogo pierden validez todas las ediciones anteriores.

La copia y/o reproducción total o parcial de este catálogo esta prohibida, las imágenes y diseños estan protegidas por las leyes de propiedad intelectual.

Certificación

Con la plena certeza que nuestros productos y servicio se mantienen firmes en cada examinación, es que permitimos gustosos que nos certifiquen auditores externos para confirmar nuestra calidad.

Nuestra gestión de calidad esta certificada según normas ISO 9001:2008. Asimismo nuestros clientes fabricantes de vehículos nos han llevado a cumplir requisitos extras para proveer a sus terminales automotrices y por ello poseemos la certificación ISO/TS 16949:2009.

Por todo ello puede confiar en el servicio y la calidad de nuestro producto NE.

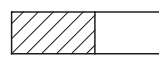
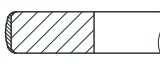
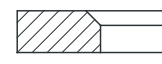
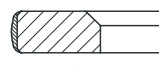
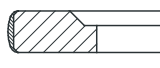
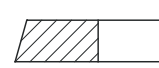
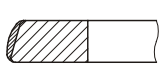
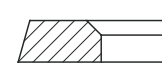
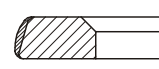
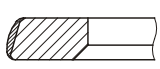
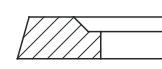



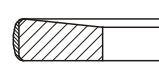
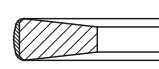
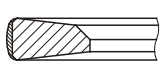
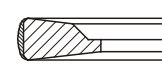
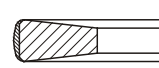
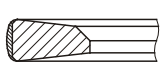
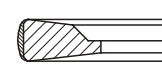
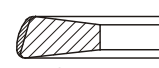
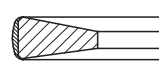
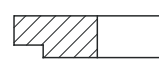

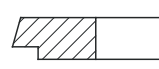
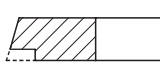
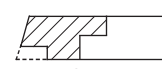
Identificación de sobremedidas

mm		mm pulgadas		
STD	= - 00	STD	= .000	= - 00
0,125	= - 12	0,127	= .003	= - 05
0,25	= - 25	0,254	= .010	= - 10
0,30	= - 30	0,381	= .015	= - 15
0,35	= - 35	0,508	= .020	= - 20
0,40	= - 40	0,762	= .030	= - 30
0,50	= - 50	1,016	= .040	= - 40
0,60	= - 60	1,143	= .045	= - 45
0,65	= - 65	1,270	= .050	= - 50
0,70	= - 70	1,524	= .060	= - 60
0,75	= - 75	1,778	= .070	= - 70
0,80	= - 80	2,032	= .080	= - 80
0,90	= - 90	2,286	= .090	= - 90
1,00	= - 10	2,540	= .100	= - 01
1,50	= - 15			
2,00	= - 20			

Tabla de conversión de altura de pulgadas a milímetros

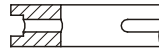
Altura nominal en pulgadas	Altura real según SAE en milímetros
1/16	1,600
5/64	1,990
3/32	2,385
1/ 8	3,160
5/32	3,947
3/16	4,747
7/32	5,556
1/ 4	6,335

Tipos y corte transversal de aros de pistón

<p>910 Aro de sección rectangular</p>	 910	 910 CR	 910 IF
	 910 IF CR	 910 IW CR	
<p>911 Segmento de periferia cónica</p>	 911	 911 CR	 911 IF
	 911 IF CR	 911 IF U CR	 911 IW
	 911 IW U	 911 IW U CR	 911 IF U
<p>913 Segmento semi-trapezoidal</p>	 913 CR		
<p>914 Segmento trapezoidal ángulo 7°</p>	 914 CR	 914 IF CR	 914 IW CR
<p>916 Segmento trapezoidal ángulo 3°</p>	 916 CR	 916 IF CR	 916 IW CR
<p>917 Segmento trapezoidal de periferia cónica ángulo 7°</p>	 917 CR		
<p>922 Segmento trapezoidal ángulo 7° y 3°</p>	 922		
<p>930 Segmento rascador - napier -</p>	 930	 930 IF	
<p>931 Segmento rascador de periferia cónica</p>	 931	 931 ES	 931 ES IW U

946

Segmento rascador de aceite



946

946 EX

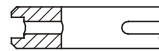
Segmento rascador de aceite con resorte helicoidal



946 EX

947

Segmento de bordes achaflanados simétricamente



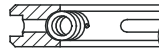
947



947 EX NIT

947 EX

Segmento de bordes achaflanados simétricamente con resorte helicoidal



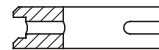
947 EX



947 EX CR

948

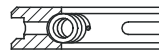
Anillo rascador de aceite de biseles



948

948 EX

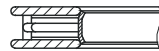
Anillo rascador de aceite de biseles con resorte helicoidal



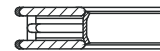
948 EX

777

Anillo rascador de aceite de tres piezas con muelle expansor



777 NIT



777 CR

Denominaciones de segmentos

IF Chablán interior
IW Escalón interior

IF U Chablán interior, abajo
IW U Escalón interior, abajo

ES Napier periferia cónica con interferencia

Revestimientos y tratamiento de superficies

CR revestimiento cromo en cara de trabajo

MO revestimiento molibdeno

PL revestimiento plasma

NIT nitrurado

TF revestimiento teflón

4CR revestimiento cromo en las 4 caras

3CR revestimiento cromo en 3 caras

FE oxidación ferrosa

FX cara de trabajo con injerto de ferrox (óxido ferroso y silicato de sodio)

P fosfatado (Japón: parkerising)

SN revestimiento zinc

IN resorte espiral y cavidad cromados

FS con seguro interno (joint with side notch)

PVD physical vapour deposition

CDS revestimiento cromo-diamante

CKS revestimiento cromo-cerámica



Globally reliable

INTRODUCCIÓN

Tabla de conversión

1" = 25,400 000 mm

1 mm = 0,039 370"

		pulgadas											
		0"	1"	2"	3"	4"	5"	6"	7"	8"	9"	10"	11"
		milímetros											
0	0,000000	0,0000	25,4000	50,8000	76,2000	101,6000	127,0000	152,4000	177,8000	203,2000	228,6000	254,0000	279,4000
1/64	0,015625	0,3969	25,7969	51,1969	76,5969	101,9969	127,3969	152,7969	178,1969	203,5969	228,9969	254,3969	279,7969
1/32	0,031250	0,7938	26,1938	51,5938	76,9938	102,3938	127,7938	153,1938	178,5938	203,9938	229,3938	254,7938	280,1938
3/64	0,046875	1,1906	26,5906	51,9906	77,3906	102,7906	128,1906	153,5906	178,9906	204,3906	229,7906	255,1906	280,5906
1/16	0,062500	1,5875	26,9875	52,3875	77,7875	103,1875	128,5875	153,9875	179,3875	204,7875	230,1875	255,5875	280,9875
5/64	0,078125	1,9844	27,3844	52,7844	78,1844	103,5844	128,9844	154,3844	179,7844	205,1844	230,5844	255,9844	281,3844
3/32	0,093750	2,3813	27,7813	53,1813	78,5813	103,9813	129,3813	154,7813	180,1813	205,5813	230,9813	256,3813	281,7813
7/64	0,109375	2,7781	28,1781	53,5781	78,9781	104,3781	129,7781	155,1781	180,5781	205,9781	231,3781	256,7781	282,1781
1/8	0,125000	3,1750	28,5750	53,9750	79,3750	104,7750	130,1750	155,5750	180,9750	206,3750	231,7750	257,1750	282,5750
9/64	0,140625	3,5719	28,9719	54,3719	79,7719	105,1719	130,5719	155,9719	181,3719	206,7719	232,1719	257,5719	282,9719
5/32	0,156250	3,9688	29,3688	54,7688	80,1688	105,5688	130,9688	156,3688	181,7688	207,1688	232,5688	257,9688	283,3688
11/64	0,171875	4,3656	29,7656	55,1656	80,5656	105,9656	131,3656	156,7656	182,1656	207,5656	232,9656	258,3656	283,7656
3/16	0,187500	4,7625	30,1625	55,5625	80,9625	106,3625	131,7625	157,1625	182,5625	207,9625	233,3625	258,7625	284,1625
13/64	0,203125	5,1594	30,5594	55,9594	81,3594	106,7594	132,1594	157,5594	182,9594	208,3594	233,7594	259,1594	284,5594
7/32	0,218750	5,5563	30,9563	56,3563	81,7563	107,1563	132,5563	157,9563	183,3563	208,7563	234,1563	259,5563	284,9563
15/64	0,234375	5,9531	31,3531	56,7531	82,1531	107,5531	132,9531	158,3531	183,7531	209,1531	234,5531	259,9531	285,3531
1/4	0,250000	6,3500	31,7500	57,1500	82,5500	107,9500	133,3500	158,7500	184,1500	209,5500	234,9500	260,3500	285,7500
17/64	0,265625	6,7469	32,1469	57,5469	82,9469	108,3469	133,7469	159,1469	184,5469	209,9469	235,3469	260,7469	286,1469
9/32	0,281250	7,1438	32,5438	57,9438	83,3438	108,7438	134,1438	159,5438	184,9438	210,3438	235,7438	261,1438	286,5438
19/64	0,296875	7,5406	32,9406	58,3406	83,7406	109,1406	134,5406	159,9406	185,3406	210,7406	236,1406	261,5406	286,9406
5/16	0,312500	7,9375	33,3375	58,7375	84,1375	109,5375	134,9375	160,3375	185,7375	211,1375	236,5375	261,9375	287,3375
21/64	0,328125	8,3344	33,7344	59,1344	84,5344	109,9344	135,3344	160,7344	186,1344	211,5344	236,9344	262,3344	287,7344
11/32	0,343750	8,7313	34,1313	59,5313	84,9313	110,3313	135,7313	161,1313	186,5313	211,9313	237,3313	262,7313	288,1313
23/64	0,359375	9,1281	34,5281	59,9281	85,3281	110,7281	136,1281	161,5281	186,9281	212,3281	237,7281	263,1281	288,5281
3/8	0,375000	9,5250	34,9250	60,3250	85,7250	111,1250	136,5250	161,9250	187,3250	212,7250	238,1250	263,5250	288,9250
25/64	0,390625	9,9219	35,3219	60,7219	86,1219	111,5219	136,9219	162,3219	187,7219	213,1219	238,5219	263,9219	289,3219
13/32	0,406250	10,3188	35,7188	61,1188	86,5188	111,9188	137,3188	162,7188	188,1188	213,5188	238,9188	264,3188	289,7188
27/64	0,421875	10,7156	36,1156	61,5156	86,9156	112,3156	137,7156	163,1156	188,5156	213,9156	239,3156	264,7156	290,1156
7/16	0,437500	11,1125	36,5125	61,9125	87,3125	112,7125	138,1125	163,5125	188,9125	215,0000	239,7125	265,1125	290,5125
29/64	0,453125	11,5094	36,9094	62,3094	87,7094	113,1094	138,5094	163,9094	189,3094	216,2969	240,1094	265,5094	290,9094
15/32	0,468750	11,9063	37,3063	62,7063	88,1063	113,5063	138,9063	164,3063	189,7063	216,6938	240,5063	265,9063	291,3063
31/64	0,484375	12,3031	37,7031	63,1031	88,5031	113,9031	139,3031	164,7031	190,1031	217,0906	240,9031	266,3031	291,7031
1/2	0,500000	12,7000	38,1000	63,5000	88,9000	114,3000	139,7000	165,1000	190,5000	217,4875	241,3000	266,7000	292,1000
33/64	0,515625	13,0969	38,4969	63,8969	89,2969	114,6969	140,0969	165,4969	190,8969	217,8844	241,6969	267,0969	292,4969
17/32	0,531250	13,4938	38,8938	64,2938	89,6938	115,0938	140,4938	165,8938	191,2938	218,2813	242,0938	267,4938	292,8938
35/64	0,546875	13,8906	39,2906	64,6906	90,0906	115,4906	140,8906	166,2906	191,6906	218,6781	242,4906	267,8906	293,2906
9/16	0,562500	14,2875	39,6875	65,0875	90,4875	115,8875	141,2875	166,6875	192,0875	217,4875	242,8875	268,2875	293,6875
37/64	0,578125	14,6844	40,0844	65,4844	90,8844	116,2844	141,6844	167,0844	192,4844	217,8844	243,2844	268,6844	294,0844
19/32	0,593750	15,0813	40,4813	65,8813	91,2813	116,6813	142,0813	167,4813	192,8813	218,2813	243,6813	269,0813	294,4813
39/64	0,609375	15,4781	40,8781	66,2781	91,6781	117,0781	142,4781	167,8781	193,2781	218,6781	244,0781	269,4781	294,8781
5/8	0,625000	15,8750	41,2750	66,6750	92,0750	117,4750	142,8750	168,2750	193,6750	219,0750	244,4750	269,8750	295,2750
41/64	0,640625	16,2719	41,6719	67,0719	92,4719	117,8719	143,2719	168,6719	194,0719	219,4719	244,8719	270,2719	295,6719
21/32	0,656250	16,6688	42,0688	67,4688	92,8688	118,2688	143,6688	169,0688	194,4688	219,8688	245,2688	270,6688	296,0688
43/64	0,671875	17,0656	42,4656	67,8656	93,2656	118,6656	144,0656	169,4656	194,8656	220,2656	245,6656	271,0656	296,4656
11/16	0,687500	17,4625	42,8625	68,2625	93,6625	119,0625	144,4625	169,8625	195,2625	220,6625	246,0625	271,4625	296,8625
45/64	0,703125	17,8594	43,2594	68,6594	94,0594	119,4594	144,8594	170,2594	195,6594	221,0594	246,4594	271,8594	297,2594
3/8	0,375000	9,5250	34,9250	60,3250	85,7250	111,1250	136,5250	161,9250	187,3250	212,7250	238,1250	263,5250	288,9250
47/64	0,734375	18,6531	44,0531	69,4531	94,8531	120,2531	145,6531	171,0531	196,4531	221,8531	247,2531	272,6531	298,0531
3/4	0,750000	19,0500	44,4500	69,8500	95,2500	120,6500	146,0500	171,4500	196,8500	222,2500	247,6500	273,0500	298,4500
49/64	0,765625	19,4469	44,8469	70,2469	95,6469	121,0469	146,4469	171,8469	197,2469	222,6469	248,0469	273,4469	298,8469
25/32	0,781250	19,8438	45,2438	70,6438	96,0438	121,4438	146,8438	172,2438	197,6438	223,0438	248,4438	273,8438	299,2438
51/64	0,796875	20,2406	45,6406	71,0406	96,4406	121,8406	147,2406	172,6406	198,0406	223,4406	248,8406	274,2406	299,6406
13/16	0,812500	20,6375	46,0375	71,4375	96,8375	122,2375	147,6375	173,0375	198,4375	223,8375	249,2375	274,6375	300,0375
53/64	0,828125	21,0344	46,4344	71,8344	97,2344	122,6344	148,0344	173,4344	198,8344	224,2344	249,6344	275,0344	300,4344
27/32	0,843750	21,4313	46,8313	72,2313	97,6313	123,0313	148,4313	173,8313	199,2313	224,6313	250,0313	275,4313	300,8313
5/64	0,859375	21,8281	47,2281	72,6281	98,0281	123,4281	148,8281	174,2281	199,6281	225,0281	250,4281	275,8281	301,2281
7/8	0,875000	22,2250	47,6250	73,0250	98,4250	123,8250	149,2250	174,6250	200,0250	225,4250	250,8250	276,2250	301,6250
27/32	0,843750	21,4313	46,8313	72,2313	97,6313	123,0313	148,4313	173,8313	199,2313	224,6313	250,0313	275,4313	300,8313
29/32	0,906250	23,0188	48,4188	73,8188	99,2188	124,6188	150,0188	175,4188	200,8188	226,2188	251,6188	277,0188	302,4188
59/64	0,921875	23,4156	48,8156	74,2156	99,6156	125,0156	150,4156	175,8156	201,2156	226,6156	252,0156	277,4156	302,8156
15/16	0,937500	23,8125	49,2125	74,6125	100,0125	125,4125	150,8125	176,2125	201,6125	227,0125	252,4125	277,8125	303,2125
61/64	0,953125	24,2094	49,6094	75,0094	100,4094	125,8094	151,2094	176,6094	202,0094	227,4094	252,8094	278,2094	303,6094
31/32	0,968750	24,6063	50,0063	75,4063	100,8063	126,2063	151,6063	177,0063	202,4063	227,8063	253,2063	278,6063	304,0063
63/64	0,984375	25,0031	50,4031	75,8031	101,2031	126,6031	152,0031	177,4031	202,8031	228,2031	253,6031	279,0031	304,4031

Como utilizar este catálogo

Datos del producto

fabricante del automóvil diámetro STD y sobremedidas

año de construcción unidad de embalaje

modelo referencia NE

NE		ALFA ROMEO		Globally reliable						
Motor	ccm	Potencia	Modelo	Año	Diámetro	Altura del anillo	Revestimiento	Referencia NE	Unidad de embalaje	STD y sobremedidas
Dieselmotor JTD 1.3 Multijet 188 A9.000 M 733-AT 1.3 Z	1248	4 70 kW 95 PS	Mito 1.3 JTDM 16V	10 -	69,60	2,00 1,50 2,00	910 NIT S+ 911 P 947 EX NIT+	89 2096 0000 4000 6000	1 1 1	STD 0,40 0,60
Motor 198 A4.000 from engine no. 1432596	1368	4 88 kW (120 PS)	MITO (955) 1.4	09/08-	72,00	1,20 1,20 2,00	910 CKS+ 913 P 947 EX CR	89 2013 0000	1	STD
Motor	1368	4 88 kW (120 PS)	MITO (955) 1.4 Bifuel	07/11-						

denominación del motor (código de motor) desplazamiento del motor cantidad de cilindros potencia tipo altura del anillo (mm) revestimiento de la superficie sección transversal del anillo



INTRODUCCIÓN

Índice de fabricantes

	página		página		página
Air Compressor	45	Infiniti	168	Peykan	266
Alfa Romeo	48	Isuzu	169	Polski-Fiat	267
Audi	52	Iveco	176	Porsche	268
Austin	72	Jaguar	177	Porsche Diesel Traktor	269
Autobianchi	73	Jeep	178	Raba Hungary	270
Avia-Daewoo	74	John Deere	179	Renault	271
Baudoin	75	KAMA3	180	Renault Traktor	284
Bedford	76	KHD	181	Renault Truck	285
Berliet	77	KIA	191	Roman	286
BLMC	78	Komatsu	194	Romania	287
BMW	79	Lada	196	Rover	288
BMW Motorrad	83	Lamborghini	197	Ruggerini	289
Bosch	84	Lancia	198	RVI	290
Case IH	85	Land Rover	199	Saab	294
Caterpillar	86	Lexus	200	Same	295
Chrysler	87	Leyland	201	Saviem	297
Citroën	88	Liaz	202	Scania	298
Cummins	94	Liebherr	203	Seat	302
Dacia	95	Lister	204	Simca	308
Daewoo - Chevrolet (GM)	96	Lombardini	205	Skoda	309
DAF	98	Lotus	208	Slanzi	313
Daihatsu	102	M.A.N.	209	Smart	314
Daimler-Mercedes-Benz	103	Magirus-Deutz	216	Ssang Yong	315
Deutz	119	Malcotsis	217	Steyr	316
Eicher	120	Massey-Ferguson	218	Subaru	318
Fap - Famos	121	Mazda	219	Suzuki	319
Fiat	122	MCC-Smart	222	Talbot	321
Fiat - Iveco	129	Mercedes-Benz	223	Tatra	322
Ford	135	Mini	224	Toyota	323
Fordson	142	Mitsubishi	225	UAZ	330
GA3 - Volga	144	MMZ - Minsk	232	Ursus	331
Guascor	145	Morris	233	UTB	332
Güldner	146	Moskvitch	234	VM	333
Hanomag	147	MWM	235	Volkswagen	335
Hatz	148	New Holland	238	Volvo	355
Henschel	150	Nissan	239	Volvo-BM	364
Hino	151	NSU	247	Volvo-Penta	365
Honda	157	Opel	248	Westinghouse	366
Hunday	160	Pegaso	255	Volga	367
IFA	164	Perkins	256	Zetor	368
IHC Case IH	165	Petter	258		
Indenor	167	Peugeot	259		



Globally reliable

AIR COMPRESSOR



Globally reliable

	ccm											
187 P 4, 79 P 4		1		Westinghouse Luftpresse		60,000	2,50 2,50 4,00	930 IF P 930 IF P 948 P		8954060000	1	STD
187 P 4, 79 P 4		2		Westinghouse Luftpresse								
79 P 4, 86 P 4		2		Westinghouse Luftpresse								
SVKB 38 G 2 Z		1		Bosch, Luftpresse		60,000	2,50 2,50 2,50 4,00	930 IF P 930 IF P 930 IF P 948 P		8954070000	1	STD
TD 121		2 2		Volvo, Luftpresse Westinghouse Luftpresse		63,500	2,38 2,38 2,38 2,38 2,38	911 IF P 911 IF P 911 IF P 911 IF P 947 P		8954080000	1	STD 0,25 0,50
TU-FLO 500		2		Westinghouse Luftpresse		63,500	2,38 2,38 3,16 2,38 3,16	911 IF P 911 IF P 910 IF P 911 IF P 948 P		8954090000	1	STD 0,25 0,50
				Marelli		65,000	2,00 2,00 4,00	911 P 931 P 948 P		8954320000	1	STD
		1		Zetor		65,000	2,50 2,50 4,00	911 P 931 P 948 P		8958190000	1	STD
		1		Zetor		65,000	2,50 2,50 2,50 4,00	911 P 931 P 931 P 948 P		8958200000	1	STD
		1		Kalesan, Luftpresse		66,675	1,99 1,99 1,99 1,99 3,94	910 IF P 910 IF P 910 IF P 910 IF P 946 P		8954100000	1	STD
Motor		1		Isuzu, Cummins Isuzu		70,000	1,50 1,50 3,00	911 FE 911 FE 948 FE		8954350000	1	STD
Fiat 619, 673, 684, 690, 691, 697		1		Marelli, Luftpresse		70,000	2,00 2,00 4,00	911 P 930 FE 946 EX P		8954110000	1	STD 0,50
SVKB 37/2, 3 X DTN 115-1		1		Bosch, Luftpresse		70,000	2,00 2,00 2,50 4,00	911 P 911 P 930 FE 946 EX P		8954120000	1	STD
IFA W 50, L 60		1		IFA Luftpresse		70,000	2,50 2,50 4,00 4,00	910 P 910 P 947 947		8960100000	1	STD
				Marelli		73,000	3,00 3,00 5,00 5,00	930 FE 930 FE 948 FE 948 FE		8954340000	1	STD
HDR, HDS		1		Westinghouse Luftpresse	79-	75,000	1,75 2,00 4,00	911 FE 931 FE 777 CR S		8954020000	1	STD 0,50 1,00
Air Compressor LP 48		1 2		Bosch, Luftpresse DAF 1160 WS		75,000	2,00 2,00 4,00	931 FE 931 FE 948 FE		8954130000	1	STD 0,25 0,50 1,00
15 W 37, WB 15		2		Westinghouse Luftpresse		75,000	2,38 2,38	911 P 930 P		8954140000	1	STD 0,25
15 W 37, WB 15, WB 31		2		Scania, Luftpresse			3,94	948 EX FE		5000		0,50
15.5 W 37, W 31		2		Westinghouse Luftpresse						7500 1000		0,75 1,00
OM 366		1		Mercedes-Benz Luftpresse		75,000	2,50 2,50 2,50 4,00	930 FE 930 FE 930 FE 948 FE		8954040000	1	STD 0,50



AIR COMPRESSOR

Globally reliable

	ccm											
29 P, 30 P, 36 P, 37 P, 38 P, 40 P, 43 P, 46 P, 49 P, 50 P, 52 P, 53 P, 54 P, 67 P, 129 P, 136 P, 137 P, 236 P, 237 P, 337 P		2		Westinghouse Luftpresser		75,000	3,00 3,00 3,00 5,00	911 P 930 P 930 P 948 P		8954010000 5000	1	STD 0,50
29 P, 30 P, 36 P, 37 P, 38 P, 40 P, 43 P, 46 P, 49 P, 50 P, 52 P, 53 P, 54 P, 67 P, 129 P, 136 P, 137 P, 236 P, 237 P, 337 P		1		Westinghouse Luftpresser								
V 30/200, V 54/180, LP 29, LP 49		1		Knorr, Luftpresser								
VV 130/200		1		Knorr, Luftpresser								
29 P, 30 P, 36 P, 37 P, 38 P, 40 P, 43 P, 46 P, 49 P, 50 P, 52 P, 53 P, 54 P, 67 P, 129 P, 136 P, 137 P, 236 P, 237 P, 337 P		1		Westinghouse Luftpresser		75,000	3,00 3,00 5,00	930 P 930 P 948 P		8954050000 5000	1	STD 0,50
29 P, 30 P, 36 P, 37 P, 38 P, 40 P, 43 P, 46 P, 49 P, 50 P, 52 P, 53 P, 54 P, 67 P, 129 P, 136 P, 137 P, 236 P, 237 P, 337 P		2		Westinghouse Luftpresser								
OM 312/321/352/352 A /353.904		1		Mercedes-Benz Luftpresser		77,000	2,50 2,50 3,00 4,00	911 FE 911 FE 930 FE 947 EX FE		8910010000 1000	1	STD 1,00
LP 4845		2	Knorr 78	air compressor Knorr MIDR 0620.45		78,000	2,50 2,50 4,00	931 FE 930 P IF 947 P		8954300000	1	STD
AC 67 A		2		Marelli, Luftpresser		80,000	2,00 2,00 4,00	931 FE 931 FE 777 CR S		8954170000 5000	1	STD 0,50
FV/DT DW1/220/1, 0480 028 001/002/003/101		1		Bosch, Luftpresser		80,000	2,50 2,50 2,50 4,00	930 IF P 930 IF P 930 P 948 FE		8954150000 5000	1	STD 0,50
		1		Westinghouse Luftpresser		80,000	3,00 3,00 3,00 3,00 3,00	911 P 911 P 930 P 930 P 777 CR S		8954160000 5000	1	STD 0,50
		1		Sanwa, Luftpresser		80,000	3,00 3,00 3,00 4,00	911 P 911 P 911 P 948 P		8954230000	1	STD
Motor Knorr Bremse				I V E C O		82,000	1,50 1,50 3,00	931 P 931 P 948 EX FE		8954360000	1	STD
Knorr		2		IVECO ACX 82 Knorr Euro Trakker 370, 420		82,000	2,50 2,50 4,00	931 P 931 P 948 EX P		8954310000 2500 5000	1	STD 0,25 0,50
825, 1160		2 2		DAF Luftpresser Westinghouse Luftpresser		85,000	2,00 2,00 4,00	930 FE 930 FE 948 FE		8954180000 5000	1	STD 0,50
825, 1160		2 2		DAF Luftpresser Westinghouse Luftpresser		85,000	2,00 2,00 2,00 4,74	911 IF P 911 IF P 911 IF P 947 P		8954250000	1	STD
		1		RVI Luftpresser		85,000	2,50 2,50 4,00 4,00	911 P 911 P 946 946		8904140000	1	STD
		1		RVI Luftpresser		85,000	2,50 2,50 2,50 4,00	911 P 911 P 911 P 946		8904150000 5000	1	STD 0,50
306, 682, 690		1 1		FIAT Luftpresser Westinghouse Luftpresser		85,000	2,50 2,50 2,50 4,00 4,00	911 P 930 P 930 P 948 EX P 946		8954260000	1	STD
				Knorr		86,000	2,00 2,00 3,00	931 P 931 P 947 EX NIT S		8954330000 2500 5000	1	STD 0,25 0,50

AIR COMPRESSOR



Globally reliable

	ccm											
LP 1828, LP 1836, LP 1841, LP 1865, LP 1866 LP 3916 OM 355.960/962..964	300	1 1 1		Knorr, Luftpresser Knorr, Luftpresser Mercedes-Benz Luftpresser		88,000	2,00 2,00 2,50 5,00	930 IF P 930 IF P 930 FE 948 EX FE		8954190000 5000	1 1 1	STD 0,50
D 08 LK 3904 OM 355, OM 360, OM 366, OM 366 A, OM 366 LA		1 1 1		M.A.N., Luftpresser Knorr, Luftpresser Mercedes-Benz Luftpresser		88,000	2,50 2,50 4,00	930 FE 930 FE 948 EX FE		8954200000 2500 5000 1000	1 1 1	STD 0,25 0,50 1,00
D 2555, D 2566 OM 400..409, 420		1 1 1 1		Knorr, Luftpresser Westinghouse Luftpresser M.A.N., Luftpresser Mercedes-Benz Luftpresser		90,000	2,50 2,50 2,50 4,00	911 FE 930 FE 930 FE 948 EX FE		8910420000 5000 1000	1 1 1 1	STD 0,50 1,00
411 010, 411 012, 411 026, 411 034, 411 043, 411 510 411 010, 411 012, 411 026, 411 034, 411 043, 411 510 D 2530, D 2538, D 2555, D 2556, D 2566, D 2840, D 2865, D 2866, D 2876 NDR NDR OM 401..404/ 407/ 409/421/422		1 2 1 1 2 1		Westinghouse Luftpresser Westinghouse Luftpresser M.A.N., Luftpresser Westinghouse Luftpresser Westinghouse Luftpresser Mercedes-Benz Luftpresser	65- 65- -75 05/81- 05/81- -75	90,000	2,50 2,50 4,00	911 FE 930 FE 948 EX FE		8954030000 5000 1000	1 1 1 1 1 1	STD 0,50 1,00
		1 1		Iveco, Luftpresser KHD Luftpresser		90,000	2,50 2,50 5,00	911 FE 930 FE 948		8954210000 5000	1 1	STD 0,50
Air compressor				M.A.N. D25-Series MERCEDES OM 400-Series	75 -	90,000	2,50 2,50 4,00	911 FE 931 FE 777 CR S		8954220000	1	STD
OM 314/352/352 A /362/364/366, OM 353.904		1		Mercedes-Benz Luftpresser		94,000	2,50 2,50 2,50	931 FE 931 FE 931 FE		8910430000 5000 1000	1	STD 0,50 1,00
		1		RVI Luftpresser		100,000	2,50 2,50 2,50 5,00	911 FE 911 FE 911 FE 947 EX FE		8904160000 5000 1000	1	STD 0,50 1,00
D 2840 LF 20 OM 501 LA, OM 402.971		1 1		M.A.N., Luftpresser Mercedes-Benz Luftpresser	-96	100,000	2,50 2,50 4,00	931 P 931 P 947 EX NIT S		8954280000 5000 1000	1	STD 0,50 1,00
OM 447		1		D 2840 LF 20		100,000	2,50 2,50 3,00	931 P 931 P 947 EX NIT		8954290000	1	STD



ALFA ROMEO

Globally reliable

	ccm											
Dieselmotor 199 B1.000	1248	4	70 kW (95 PS)	MITO (955) 1.3 JTDM	10/09-	69,600	1,50 1,50 2,00	910 CKS 911 P 947 EX NIT S		8920190000 4000 6000	1	STD 0,40 0,60
Dieselmotor JTD 1.3 Multijet 188 A9.000 M 733 AT.12.Z	1248	4	70 kW 95 PS	Mito 1.3 JTDM 16V	10 -	69,600	2,00 1,50 2,00	910 NIT S 911 P 947 EX NIT		8920960000 4000 6000	1	STD 0,40 0,60
Motor 350 A1.000	1368	4	57 kW (78 PS)	MITO (955) 1.4	03/11-	72,000	1,00	910 IF NIT S		8920950000 4000	1	STD 0,40
Motor 955 A1.000	1368	4	57 kW (78 PS)	MITO (955) 1.4	09/08-		1,20 2,00	931 P 777 NIT S				
Motor 955 A6.000	1368	4	77 kW (105 PS)	MITO (955) 1.4	08/10-							
Motor 198 A4.000 from engine no. 1432596	1368	4	88 kW (120 PS)	MITO (955) 1.4	09/08-	72,000	1,20 1,20 2,00	910 CKS 931 P 947 EX CR		8920130000	1	STD
Motor 198 A4.000 from engine no.1432596	1368	4	88 kW (120 PS)	MITO (955) 1.4 Bifuel	07/11-							
Motor 198 A4.000 to engine no. 1711633	1368	4	88 kW (120 PS)	GIULIETTA (940) 1.4 BiFuel	12/11-							
Motor 198 A4.000 to engine no. 1711633	1368	4	88 kW (120 PS)	GIULIETTA (940) 1.4 TB	04/10-							
Motor 940 A2.000 to engine no. 1711633	1368	4	125 kW (170 PS)	GIULIETTA (940) 1.4 TB	04/10-							
Motor 940 B1.000 to engine no. 1711633	1368	4	77 kW (105 PS)	GIULIETTA (940) 1.4 TB	04/11-							
Motor 955 A2.000, 955 A7.000	1368	4	99 kW (135 PS)	MITO (955) 1.4 TB	10/09-							
Motor	1290	4	74-78 kW (100 -105 PS)	Giulietta Sprint, Spider, Giulia GT1300/TI/GT Junior	81 -	74,000	1,50 1,75 4,00	910 IF CR S 931 P 777 CR S		8901010000	1	STD
Motor	1290	4	66 kW (90 PS)	Giulietta Sprint, Veloce, Giulia 1300 TI/GT Junior		74,000	2,00 2,00 4,00	910 IF CR 931 FE 777 CR S		8901060000	1	STD
Motor 105.02, 105.14, 105.26	1570	4	68/72/76 kW (92/98/	Giulia 1600	-62	78,000	1,50 1,75 4,00	910 IF CR S 930 P 947 EX FE		8901070000	1	STD
Motor 116.00	1570	4	79,5 kW (108 PS)	Alfetta 1600, Giulietta 1600	-74							
Dieselmotor 940 A3.000 from engine no. 6577406	1598	4	77 kW (105 PS)	Giulietta (940) 1.6 JTDM	04/10	79,500	1,50 1,50 2,00	910 CKS 931 P 947 EX NIT S		8920870000 4000	1	STD 0,40
Dieselmotor 940 A3.000 till engine no. 6577406	1598	4	77 kW (105 PS)	Giulietta (940) 1.6 JTDM	04/10-	79,500	2,00 1,75 2,00	910 CKS 931 P 947 EX NIT S		8920820000	1	STD
Dieselmotor 955 A4.000, 198 A2.000, 955 A3.000 till 14/11/2012	1598	4	85 - 88 kW (115 - 120 PS)	Mito (955) 1.6 JTDM	09/08-							
Motor	1996	6		164 2.0i V6 Turbo Super GTv 2.0i V6 Turbo	91 -	80,000	1,50 1,50 3,50	910 IF CR S 931 P 777 CR S		8901020000	1	STD
Motor AR 00548, AR01608, AR 01678, AR 01668, AR 06202	1779	4	83 - 90 kW (113 - 132 PS)	GT V 1750, Apider 1750, Alfetta 1.8, Giulietta 1.8, 75 1.8, 90 1.8	67 - 92	80,000	1,50 1,75 4,00	910 IF CR S 931 FE 777 CR S		8901030000	1	STD
Motor AR 30102, AR 30102 S, AR 30104, AR 30500, AR 31000	1186	4	50 kW (68 PS)	Alfasud, Super 1.2								
Motor AR 30164, AR 30168, AR 30502, AR 30586, AR 30587, AR 30753, AR 30755, AR 31010, AR 33501	1351	4	55 - 66 kW (75 - 89 PS)	Alfasud 1.3 + 1.4 33 1.3 + 1.4, Arna 1.3 146 + 146 1.4	77 - 94							
Motor 1.8ie	1779	4	89 kW (120 PS)	75 1.8 IE		80,000	1,50 1,75 3,50	910 IF CR S 931 FE 946 EX FE		8901150000	1	STD
Motor 2.0	1996	V6		90 2.0 IE V6, Alfa 6-GTV								





































	ccm										
Motor 116 747	1370	4	76 kW (103 PS),	145, 146, 147, 156		82,000	1,20 1,20 2,00	910 NIT S 931 P 777 NIT S	 	8901230000 4000 6000	1 STD 0,40 0,60
Motor AR 32103, 32104, 37203	1598	4	76 - 88 kW (103 - 120 PS)	147 1.6 16V T.Spark 156 1.6 16V T.Spark	09/97 -				 		
Motor AR 32201, AR 32205, AR 38401, AR 57106	1747	4	103 - 106 kW 140 - 144 PS	145 1.8 i.e., 146 1.8 i.e. 155 1.8 16V T.Spark 156 1.8 16V T.Spark	05/96 -						
Motor AR 33503, AR 38501	1370	4	76 kW (103 PS)	145 1.4 16V T.Spark 146 1.4 16V T.Spark	11/96 -	82,000	1,50 1,50 3,00	910 IF CR S 911 P 777 CR S	 	8901190000 4000	1 STD 0,40
Motor M 646BA.15.T	1598	4		155 1.6 16V, Twin Spark	-96						
Motor M 646GA.17.T	1747	4	103 kW (140 PS)	155 1.8 16V, Twin Spark	-96						
Motor M 646LA.17.T	1747	4	103 kW (140 PS)	145 1.8 16V, Twin Spark	-97						
Motor M 646LA.17.T	1747	4	103 kW (140 PS)	146 1.8 16V, Twin Spark	-97						
Motor M 646VA.17.T	1747	4	107 kW (145 PS)	156 1.8 16V, Twin Spark	-97						
Motor M 654 CA.15.T	1598	4	88 kW (120 PS)	156 1.6 16V, Twin Spark	-97						
Motor M 654BA.15.T	1598	4	88 kW (120 PS)	145 1.6 16V, Twin Spark	-97						
Motor M 654BA.15.T	1598	4	88 kW (120 PS)	146 1.6 16V, Twin Spark	-97						
Motor M 659 AA.14.T	1370	4	76 kW (103 PS)	145 1.4 16V, Twin Spark	-97						
Dieselmotor 188A3.000	1910	4	44 kW 60 PS			82,000	2,00 2,00 3,00	910 CR S 931 P 947 EX CR	 	8920930000	1 STD
430.0-M724HT.19.t	1910	4	73 kW (100 PS)	147 JTD, 156 JTD							
Dieselmotor AR 37101, 192 A5.000, 937 A5.000 939 A2.000	1910	4	73 - 110 kW 100 - 150 PS	147 1.9 JTD, 156 1.9 JTD	00 -	82,000	2,00 2,00 2,00	910 CR S 931 P 947 EX NIT	 	8920980000 4000 6000	1 STD 0,40 0,60
Turbo Intercooler oilring 2,00 mm											
Motor 839 A6.000, 841 C.000 841 G.000, 841 H.000 AR 36202	2387	5	100 - 129 kW 136 - 175 PS	156 2.4 JTD, 166 2.4 JTD	00 -						
oilring 2,0 mm											
Dieselmotor 839.A600, AR 36202, 841 C.000	2387	5	100 - 110 kW (136 - 150 PS PS)	156 JTD, 166 JTD	00 -	82,000	2,50 2,00 2,00	910 CR S 931 P 947 EX NIT	 	8920940000	1 STD
Dieselmotor AR 37101	1910	4	73 - 103 kW 100 - 140 PS	156 1.9 JTD	00 -						
Dieselmotor AR 32302	1910	4	77 kW 105 PS	145, 146, 156 JTD	97 -	82,000	3,00 2,00	914 CR P 911 IF U FE	 	8920890000 6000	1 STD 0,60
Dieselmotor AR 32501, AR 34202	2387	5	100 Kw 136 PS	156 + 166 2.4 JTD	98		3,00	947 EX CR			
Motor 932.A2.000, 937.A1.000 AR32310, AR36301, AR36310	1970	4	119 - 122 kW 162 - 166 PS	147, 156, 166 2.0 16 V GT 2.0 JTS, Spider 2.0	03/02 -	83,000	1,20 1,20 2,00	910 IF NIT S 931 P 777 NIT S	 	8901220000 4000	1 STD 0,40
Motor M 647CA.19.T	1970	4	110 - 121 kW 150 - 165 PS	GTV 2.0 16V T.S.	03/98 -	83,000	1,20 1,50 3,00	910 IF NIT S 931 P 777 CR S	 	8901180000 4000 6000	1 STD 0,40 0,60
Motor M 647CA.19.T- AR 162	1970	4	110 - 121 kW 150 - 165 PS	Spider 2.0i 16V T.S.	03/98 -						
Motor M 647DA.19.T	1970	4	110 kW (150 PS)	145 2.0i 16V T.S. Quadr.	-95						
Motor M 647DA.19.T	1970	4	110 - 121 kW 150 - 165 PS	145, 146 2.0i 16V T.S. ti	03/98						
Motor M 647HA.19.T	1970	4	110 kW 150 PS	155 2.0i 16V T.S	3/95 -						
Motor M 647LA.19.T	1970	4	114 kW (155 PS)	156 2.0 16V, Twin Spark	-97						



ALFA ROMEO

Globally reliable

















	ccm											
Dieselmotor 844 A2.000	1956	4	120 kW (163 PS)	159 Sportwagon (939) 2.0 JTDM	05/09-11/11	83,000	1,50	910 CDS P		8935090000	1	STD
Dieselmotor 844 A2.000	1956	4	120 kW (163 PS)	BRERA 2.0 JTDM	03/08-		1,50 2,00	931 ES P 947 EX NIT S		5000		0,50
Dieselmotor 844 A2.000	1956	4	120 kW (163 PS)	SPIDER (939) 2.0 JTDM	04/09-							
Dieselmotor 939 B3.000	1956	4	125 kW (170 PS)	159 Sportwagon (939) 2.0 JTDM	05/09-11/11							
Dieselmotor 939 B3.000	1956	4	125 kW (170 PS)	BRERA 2.0 JTDM	05/09-							
Dieselmotor 939 B3.000	1956	4	125 kW (170 PS)	SPIDER (939) 2.0 JTDM	05/09-							
Dieselmotor 939 B4.000	1956	4	100 kW (136 PS)	159 Sportwagon (939) 2.0 JTDM	06/10-11/11							
Dieselmotor 940 A4.000	1956	4	125 kW (170 PS)	GIULIETTA (940) 2.0 JTDM	04/10-							
Dieselmotor 940 A5.000	1956	4	103 kW (140 PS)	GIULIETTA (940) 2.0 JTDM	04/10-							
Dieselmotor 940 A7.000	1956	4	120 kW (163 PS)	GIULIETTA (940) 2.0 JTDM	04/10-							
Dieselmotor 940 A8.000	1956	4	100 kW (136 PS)	GIULIETTA (940) 2.0 JTDM	04/10-							
Motor M 620AG.18.C	1748	4		155 1.7, Twin Spark	-93	83,400	1,50 1,50 3,50	910 IF CR S 911 P 777 CR S		8901200000	1	STD 0,60
Motor 2.0 Twin Spark	1962	4	104 kW (142 PS)	164	88-92	84,000	1,50	910 IF NIT S		8901040000	1	STD
Motor AR 06416, AR06420, AR64103	1962	4	107 kW (146 PS)	164 2.0 T.Spark	06/87 - 09/98.		1,50 1,50 3,50	931 FE 777 CR S		4000		0,40
Motor AR06166, AR06224,	1962	4	88 - 107 kW (120 - 146 PS)	75 2.0 T.Spark	87-92							
Motor M 620 AA.18.A	1773	4	95 kW (129 PS)	155 Twin Spark	-92							
Motor M 620 CA.20.A	1995	4	105 kW (143 PS)	155 Twin Spark	-92							
Motor AR 672.03	1995	4	110 kW 150 PS	155 2.0 Turbo 16V	95 -	84,000	1,50 1,50 3,00	910 IF CR S 931 P 777 NIT S		8901210000	1	STD 0,40
Motor A 195.17, 116.33	1962	4	82,5/ 85,5 kW (112/116 PS)	Alfetta 2000, GTV 2000,	72-85	84,000	1,50	910 IF CR S		8901080000	1	STD
Motor A 195.17, 116.33	1962	4	96,5 kW (131 PS)	Alfetta 2000, Spider	-71		1,75 4,50	931 FE 946 EX FE				
Motor A 195.17, 116.33	1962	4	90 kW (122 PS)	Alfetta, GTV 2000	-76							
Motor 301.28	1490	4	62,5 - 77 kW (85 - 105 PS)	33, Sprint Alfasud Sprint Veloce	-86	84,000	1,50 1,75 4,00	910 NIT S IF 931 FE 777 CR S		8901090000	1	STD
Motor 116.55	1962	4	94 kW (128 PS)	90 2.0 IE, Spider 2.0 IE, Alfetta 2.0 IE		84,000	1,50 1,75 3,50	910 IF NIT S 911 P 777 CR S		8901170000	1	STD
Motor	1995	4	136 kW (185 PS)	155 Q4	89-93	84,000	1,50	910 IF CR S		8920240000	1	STD
Motor M 601 FT.20.0	1995	4	125 kW (171 PS)	164	-85		2,00 3,94	930 FE 777 CR S		4000 1000		0,40 1,00
Motor AR 30550, 30058, 30736, 30737, A, 30746, 30747, 33401	1717	4	77/99 kW (105/133 PS)	33 1.7 i.e. 16V 145 1.7 i.e. 16V	1/86 - 12/96	87,000	1,50 1,75 3,00	910 IF CR S 931 FE 777 CR S		8901050000	1	STD
Motor M 300 BA.17.A	1712	4	81 kW (110 PS)	Sprint, 33	-87							
Motor M 690 AA.17.C	1712	4	77 kW (105 PS)	33 (USA)								
Motor M 691 AA.17.A	1712	4	98/101 kW (133/137 PS)	33 16V	-90							
Motor AR32401, AR32405, AR34201 AR36201	2492	6	140 kW 190 PS	155, 156, 166 2.5 V6 24V	97 -	88,000	1,20 1,50 3,50	910 IF NIT S 931 P 947 EX CR		8901250000	1	STD
Motor M 652 AB.25.T	2492	6	140 kW (190 PS)	155, 156, 166								
Motor	2492	V6	121 kW (165 PS)	155 V6		88,000	1,50 1,50 3,50	910 IF CR S 931 P 947 EX CR		8901130000	1	STD
Motor AR 32401, AR 32402, AR 34201, AR 36201 AR 32405	2492	V6		75,9		88,000	1,50 1,75 4,00	910 IF CR S 931 FE 777 CR S		8901120000	1	STD

	ccm											
Dieselmotor HR 488 HT/2	1994	4	60/70 kW (82/95 PS)	75, Alfetta, Giulietta	-79	88,000	2,50 2,00 4,00	914 CR 931 FE 947 EX CR		8952010000	1	STD
Dieselmotor HR 588 HT/2	2492	5	77 kW (105 PS)	Alfa 6 2.5, turbodiesel	83-87							
Dieselmotor VM 80 A	1994	4	70 kW (95 PS)	75	-85							
Dieselmotor	1994	4	60-70 kW (82-95 PS)	Alfetta, Giulietta, 75		88,000	3,00 2,00 4,00	910 IF CR S 931 FE 947 EX CR		8920540000	1	STD
Dieselmotor HR 492 HI	2392	4	81 kW (110 PS)	90 2.4	84-87	92,000	2,50 2,00 4,00	914 CR 931 FE 947 EX CR		8952020000	1	STD
Dieselmotor HR 492 HT	2392	4	70/75 kW (95/100 PS)	Alfetta 2.4	82-85							
Dieselmotor HR 92.4 S-H	2500	4	84/86 kW (114/117 PS)	164	-88							
Dieselmotor HRT 392	1779	3	54,5 kW (74 PS)	33	-84							
Motor 932 A.000	3179	6	184 kW (250 PS)	147 (937) 3.2 GTA	02/03-03/10	93,000	1,20 1,20 2,00	910 NIT S 911 P 777 NIT S		8901270000	1	STD
Motor 932 A.000	3179	6	184 kW (250 PS)	156 (932) 3.2 GTA	03/02-09/05							
Motor 932 A.000	3179	6	184 kW (250 PS)	156 Sportwagon (932) 3.2 GTA	03/02-05/06							
Motor 936 A.000	3179	6	176 kW (240 PS)	166 (936) 3.2 V6 24V	10/03-06/07							
Motor 936 A.000	3179	6	176 kW (240 PS)	GT (937) 3.2 GTA	11/03-09/10							
Motor 936 A6.000	3179	6	176 kW (240 PS)	GTV (916C_) 3.2 V6 24V	04/03-10/05							
Motor 936 A6.000	3179	6	176 kW (240 PS)	Spider (916S_) 3.2 V6 24V	04/03-04/05							
Motor 161.02	2959	6	162 kW 220 PS	166, GTV, Spider 3.0 V6 24V	96 -	93,000	1,20 1,50 3,50	910 IF NIT S 911 P 947 EX P		8901260000	1	STD
Motor AR 16102, AR 16105, AR 34301, AR 36101	2959	6	162 kW 220 PS	GTV, Spider, 166 3.0 V6 24V	10/96 -							
Motor M 624 AB.30.A	2959	V6	147 kW (200 PS)	164 OV, R.Z.	-92	93,000	1,50 1,50 3,50	910 IF CR S 911 FE 777 CR S		8901140000	1	STD
Motor M 624 AB.30.A	2959	6	136 kW (185 PS)	75, 164	-87							
Motor M 627 AA.30.C	2959	V6	154/169 kW (210/230 PS)	164 Super, Zagato	-92							
Dieselmotor 8140.61	2445	4	53 kW (72 PS)	30AR8, 32AR8, 35AR8, 40AR8		93,000	2,00 2,00 4,00	910 CR S 930 FE 947 EX CR		8920600000 6000	1	STD 0,60
Dieselmotor 8140.21	2445	4	68 kW (92 PS)	40 AR 8T	86-88	93,000	3,00 2,00 3,00	914 CR 911 P 947 EX CR		8920010000 4000 6000	1	STD 0,40 0,60
Dieselmotor 8144.67	2500	4		10AR6, 14AR6		93,000	3,00 2,00 3,00	910 CR S 930 FE 947 EX CR		8920020000 4000 6000	1	STD 0,40 0,60
Dieselmotor 8140.61	2445	4	53 kW (72 PS)	40 AR 8	78-85	93,000	3,00 2,00 4,00	910 CR S 930 FE 947 EX CR		8920520000 4000 6000	1	STD 0,40 0,60
Dieselmotor 8140.61.300	2445	4	53 kW (72 PS)	30 AR 8, 35 AR 8	-78							

**AUDI**

Globally reliable

	ccm											
Motor HB, HD	1093	4	37/38 kW (50/52 PS)	Audi 50	04/75-07/83	69,500	1,75 2,00 4,00	910 IF CR 931 FE 946 EX P		8950340000 5000	1	STD 0,50
Motor 801	1093	4	44 kW (60 PS)	Audi 50	74-78	69,500	1,75 2,50 4,00	910 IF CR 930 FE 946 EX P		8950140000 5000 1000	1	STD 0,50 1,00
Motor CBZA till 14.05.2012	1197	4	63 kW (86 PS)	A1 1.2 TFSI	05/10-	71,000	1,00 1,20 2,00	910 NIT S 911 P 777 NIT S		8950110000 5000	1	STD 0,50
Motor CBZB till 14.05.2012	1197	4	77 kW (105 PS)	A3 1.2 TSI	04/10-							
Motor CBZB till 14.05.2012	1197	4	77 kW (105 PS)	A3 Cabriolet 1.2 TFSI	03/10-							
Motor CBZA from 14.05.2012	1197	4	63 kW (86 PS)	A1 1.2 TFSI	05/10-	71,000	1,20 1,20 2,00	910 NIT S 911 CR P 777 NIT S		8950120000 5000	1	STD 0,50
Motor CBZB from 14.05.2012	1197	4	77 kW (105 PS)	A3 1.2 TSI	04/10-							
Motor CBZB from 14.05.2012	1197	4	77 kW (105 PS)	A3 Cabriolet 1.2 TFSI	03/10-							
Motor CJZA	1197	4	77 kW (105 PS)	A3 (8V1) 1.2 TFSI	02/13	71,000	1,20 1,20 2,00	910 NIT S 931 P 947 EX NIT S		8950970000 2500 5000	1	STD 0,25 0,50
Motor CJZA	1197	4	77 kW (105 PS)	A3 Limousine (8VS) 1.2 TFSI	10/13-							
Motor CJZA	1197	4	77 kW (105 PS)	A3 Sportback (8VA) 1.2 TFSI	05/13-							
Motor CYVB	1197	4	81 kW (110 PS)	A3 (8V1) 1.2 TFSI A3 Limousine (8VS) 1.2 TFSI A3 Sportback (8VA) 1.2 TFSI	05/14-							
Motor CPTA	1395	4	103 kW (140 PS)	A1 1.4 TFSI	04/12-	74,500	1,20 1,20 2,00	910 NIT S PVD 931 P 947 EX NIT S		8950610000 5000	1	STD 0,50
Motor CZEA	1395	4	110 kW (150 PS)	A1 1.4 TFSI	11/14-							
Motor CZEA	1395	4	110 kW (150 PS)	Q3 1.4 TFSI	10/13-							
Motor CUKB, CXUA For pistons 04E 107 065 FJ/GP	1395	4	110 kW (150 PS)	A3 Sportback (8VA) 1.4 TFSI e-tron	05/14-	74,500	1,20 1,20 2,00	910 NIT S PVD 911 CR P 777 NIT S		8950620000 5000	1	STD 0,50
Motor CMBA, CXSA from 19.05.2015	1395	4	90 kW (122 PS)	A3 1.4 TFSI	04/12-							
Motor CXSB, CZCA from 19.05..2015	1395	4	92 kW (125 PS)	A3 1.4 TFSI	05/14-							
Motor CXSB, CZCA from 26.05.2014	1395	4	92 kW (125 PS)	A3 Cabriolet 1.4 TFSI	02/14-							
Motor CZCA	1395	4	92 kW (125 PS)	A1 1.4 TFSI	11/14-							
Motor CHPB	1395	4	110 kW (150 PS)	Q3 1.4 TFSI	10/13-	74,500	1,20 1,20 2,00	910 NIT S 911 CR P 777 NIT S		8950640000 5000	1	STD 0,50
Motor CXSB, CZCA till 26.05.2014	1395	4	92 kW (125 PS)	A3 Cabriolet 1.4 TFSI	02/14-							
Motor CZDA	1395	4	110 kW (150 PS)	Q3 1.4 TFSI	10/13-							
Motor EP	1296	4	44 kW (60 PS)	80	08/81-07/86	75,000	1,50 1,75 3,00	910 IF CR S 911 FE 777 CR S		8950400000 5000 1000	1	STD 0,50 1,00
Motor HH, FZ	1272	4	44 kW (60 PS)	50	01/77-07/82	75,000	1,75 2,00 4,00	910 IF CR S 931 FE 777 CR S		8950020000 5000 1000	1	STD 0,50 1,00
Motor HH, FZ	1272	4	44 kW (60 PS)	Audi 50 + 80	01/78-07/83							
Motor 801, YJ, ZB, ZC	1470	4	55 - 63 kW 75 - 86 PS	Audi 80	72 - 75	75,000	2,00 2,50 4,00	910 IF CR S 930 FE 777 CR S		8950150000 5000 1000	1	STD 0,50 1,00
Motor ZA, ZF, EP	1272	4	40,5 kW (55 PS)	Audi 50 + 80	05/72-07/83							
Motor CAXA, CNVA	1390	4	90 kW (122 PS)	A1 1.4 TFSI	05/10-	76,500	1,20 1,20 2,00	910 IF NIT S 911 P 777 NIT S		8950700000	1	STD
Motor CAXC, CMSA	1390	4	92 kW (125 PS)	A3 1.4 TFSI	09/07 - 08/12							
Motor CAVG, CTHG, CTJA	1390	4	136 kW (185 PS)	A1 (8X1) 1.4 TFSI A1 Sportback (8XA) 1.4 TFSI	01/11-	76,500	1,20 1,50 2,00	910 IF NIT S 911 P 777 NIT S		8950030000 5000	1	STD 0,50
Motor AUA, BBY	1390	4	55 kW (75 PS)	A2 1.4	00 - 05	76,500	1,20 1,50	910 IF NIT S 931 P		8950770000 5000	1	STD 0,50
Motor BAG	1598	4	85 kW 115 PS	Audi A 3	03 - 04							

	ccm										
Dieselmotor ANY	1191	3	45 kW 61 PS	Audi A 2	01 -	76,500	1,75 2,00 3,00	910 CR S 911 IF U 947 EX CR		8950320000 5000 1000	1 STD 0,50 1,00
Dieselmotor CN, CR, JK	1588	4	45 - 51,5 kW 54 - 70 PS	Audi 80, 90, 100, 4000, 5000	78 - 89						
Dieselmotor DE, NC	1986	5	75 kW (102 PS)	100	03/88-12/90						
Dieselmotor CY, RA, SB	1588	4	51 - 59 kW (70 - 80 PS)	Audi 80, 90	08/84-09/91	76,500	1,75 2,00 3,00	910 CR S 911 IF U CR 947 EX CR		8950840000 5000 1000	1 STD 0,50 1,00
Dieselmotor DE, NC	1986	5	64 - 75 kW (87 - 102 PS)	Audi 100 + 5000 (USA)	81-90						



AUDI

Globally reliable

	ccm											
Dieselmotor AFB, AKN	2496	6	110 kW (150 PS)	A4 (8D2, B5) 2.5 TDI	09/97-11/00	78,300	1,75 2,00 3,00	910 CKS 911 IF U P 947 EX CR		8950230000 5000	1	STD 0,50
Dieselmotor AFB, AKN	2496	6	110 kW (150 PS)	A4 (8D2, B5) 2.5 TDI quattro	09/97-11/00							
Dieselmotor AFB, AKN	2496	6	110 kW (150 PS)	A4 Avant (8D5, B5) 2.5 TDI	09/97-09/01							
Dieselmotor AFB, AKN	2496	6	110 kW (150 PS)	A4 Avant (8D5, B5) 2.5 TDI quattro	09/97-09/01							
Dieselmotor AFB, AKN	2496	6	110 kW (150 PS)	A6 (4B, C5) 2.5 TDI	07/97-01/05							
Dieselmotor AFB, AKN	2496	6	110 kW (150 PS)	A6 (4B, C5) 2.5 TDI quattro	07/97-01/05							
Dieselmotor AFB, AKN	2496	6	110 kW (150 PS)	A6 Avant (4B, C5) 2.5 TDI	12/97-01/05							
Dieselmotor AFB, AKN	2496	6	110 kW (150 PS)	A6 Avant (4B, C5) 2.5 TDI quattro	12/97-01/05							
Dieselmotor AFB, AKN	2496	6	110 kW (150 PS)	A8 (4D2, 4D8) 2.5 TDI	01/97-04/00							
Dieselmotor AFB, AKN	2496	6	110 kW (150 PS)	A8 (4D2, 4D8) 2.5 TDI quattro	07/97-04/00							
Dieselmotor AFB, AKN	2496	6	110 kW (150 PS)	A8 (4D2, 4D8) 2.5 TDI quattro	09/00-09/02							
Dieselmotor AKE	2496	6	132 kW (180 PS)	A8 (4D2, 4D8) 2.5 TDI	09/00-09/02							
Dieselmotor AKE	2496	6	132 kW (180 PS)	A8 (4D2, 4D8) 2.5 TDI quattro	09/00-09/02							
Dieselmotor AKE, BAU	2496	6	132 kW (180 PS)	ALLROAD (4BH, C5) 2.5 TDI quattro	05/00-08/05							
Dieselmotor AKE, BAU, BDH	2496	6	132 kW (180 PS)	A4 (8E2, B6) 2.5 TDI quattro	11/00-12/04							
Dieselmotor AKE, BAU, BDH	2496	6	132 kW (180 PS)	A4 Avant (8E5, B6) 2.5 TDI quattro	09/01-12/04							
Dieselmotor AKE, BAU, BDH	2496	6	132 kW (180 PS)	A6 (4B, C5) 2.5 TDI	02/00-01/05							
Dieselmotor AKE, BAU, BDH	2496	6	132 kW (180 PS)	A6 (4B, C5) 2.5 TDI quattro	02/00-01/05							
Dieselmotor AKE, BAU, BDH	2496	6	132 kW (180 PS)	A6 Avant (4B, C5) 2.5 TDI	02/00-01/05							
Dieselmotor AKE, BAU, BDH	2496	6	132 kW (180 PS)	A6 Avant (4B, C5) 2.5 TDI quattro	02/00-01/05							
Dieselmotor AYM	2496	6	114 kW (155 PS)	A4 (8E2, B6) 2.5 TDI	08/01-07/02							
Dieselmotor AYM	2496	6	114 kW (155 PS)	A4 Avant (8E5, B6) 2.5 TDI	09/01-07/02							
Dieselmotor AYM	2496	6	114 kW (155 PS)	A6 (4B, C5) 2.5 TDI	08/01-01/05							
Dieselmotor AYM	2496	6	114 kW (155 PS)	A6 Avant (4B, C5) 2.5 TDI	08/01-01/05							
Dieselmotor BCZ, BDG, BFC	2496	6	120 kW (163 PS)	A4 (8E2, B6) 2.5 TDI	07/02-12/04							
Dieselmotor BCZ, BDG, BFC	2496	6	120 kW (163 PS)	A4 Avant (8E5, B6) 2.5 TDI	07/02-12/04							
Dieselmotor BCZ, BDG, BFC	2496	6	120 kW (163 PS)	A4 Cabriolet (8H7, B6, 8HE, B7) 2.5 TDI	08/02-12/05							
Dieselmotor BCZ, BDG, BFC	2496	6	120 kW (163 PS)	A6 (4B, C5) 2.5 TDI	07/02-01/05							
Dieselmotor BCZ, BDG, BFC	2496	6	120 kW (163 PS)	A6 Avant (4B, C5) 2.5 TDI	07/02-01/05							
Dieselmotor BDG	2496	6	120 kW (163 PS)	A4 (8EC, B7) 2.5 TDI	11/04-05/06							
Dieselmotor BDG	2496	6	120 kW (163 PS)	A4 Avant (8ED, B7) 2.5 TDI	11/04-05/06							
Dieselmotor AKF	3328	8	165 kW (224 PS)	A8 (4D2, 4D8) 3.3 TDI quattro	06/00-09/02	78,300	2,00 2,00 3,00	916 NIT S 911 IF U P 947 EX CR		8950870000	1	STD
Dieselmotor AFB till chassis no. 8D-X-260 000	2496	6	110 kW (150 PS)	A4 (8D2, B5) 2.5 TDI (quattro)	09/97-11/00	78,300	2,50 2,00 3,00	910 IF NIT S 911 IF U P 947 EX CR		8950730000	1	STD
Dieselmotor AFB till chassis no. 8D-X-260 000	2496	6	110 kW (150 PS)	A4 Avant (8D5, B5) 2.5 TDI (quattro)	09/97-09/01							
Dieselmotor AFB, AKN	2496	6	110 kW (150 PS)	A6 (4B2, C5) 2.5 TDI (quattro)	07/97-01/05							
Dieselmotor AFB, AKN	2496	6	110 kW (150 PS)	A6 Avant (4B5, C5) 2.5 TDI (quattro)	12/97-01/05							
Dieselmotor AFB, AKN	2496	6	110 kW (150 PS)	A8 (4D2, 4D8) 2.5 TDI (quattro)	01/97-04/00							

	ccm											
Motor 827, WV, WY, WZ, YN, YG, YH, YK, YM, YV, YP, YT, YS, YZ	1588	4	55 - 81 kW (75 - 110 PS)	Audi 80, 100, 4000, 5000	10/74-83	79,500	1,75 2,00 4,00	910 IF CR S 931 FE 777 CR S		8950170000 5000 1000	1	STD 0,50 1,00
Motor KJ, WJ, WS	2144	5	125 kW (170 PS)	200, 5000 (USA)	10/79-07/83							
Motor WB, WD, WE	2144	5	79 - 85 kW (107 - 115 PS)	Audi 80, 100, 4000, 5000	77-86							
Motor WC, KK, KE	2144	5	100 kW (136 PS)	Audi 100 + 200	03/77-07/84							
Motor WD, WE	2144	5	79/85 kW (107/115 PS)	4000, 5000(USA)	76-86							
Motor WH, WN	1921	5	73,5 - 84,5 kW 100 - 115 PS	Audi 80 + 100	80 - 83							
Motor WR	2144	5	147 kW (200 PS)	Quattro	11/80-07/87							
Motor YJ	1457	4	51,5 kW (70 PS)	80	08/74-12/75							
Motor ZV	1716	4	59 kW (80 PS)	Audi 100 + 4000	08/68-07/71							
Dieselmotor CAYB	1598	4	66 kW (90 PS)	A1 (8X1) 1.6 TD	03/11-	79,500	1,75 2,00 3,00	910 CKS 911 IF U P 947 EX CR P		8950200000 5000	1	STD 0,50
Dieselmotor CAYB	1598	4	66 kW (90 PS)	A3 (8P1) 1.6 TDI	05/09-							
Dieselmotor CAYC	1598	4	77 kW (105 PS)	A1 (8X1) 1.6 TDI	05/10-							
Dieselmotor CAYC	1598	4	77 kW (105 PS)	A3 Sportback (8PA) 1.6 TDI	05/09-							
Dieselmotor CLHA	1598	4	77 kW (105 PS)	A3 (8V1) 1.6 TDI	10/12-	79,500	1,75 2,00 2,00	910 CKS 911 IF U P 947 EX NIT S		8950220000 5000	1	STD 0,50
Dieselmotor CLHA	1598	4	77 kW (105 PS)	A3 Limousine (8VS) 1.6 TDI	09/13-							
Dieselmotor CLHA	1598	4	77 kW (105 PS)	A3 Sportback (8VA) 1.6 TDI	10/12-							
Dieselmotor CRKB	1598	4	81 kW (110 PS)	A3 (8V1) 1.6 TDI	09/13-							
Dieselmotor CRKB	1598	4	81 kW (110 PS)	A3 Sportback (8VA) 1.6 TDI	09/13-							
Dieselmotor 1Y, 1Z, AAZ, AFN, AHF, AHH, AHU, ALH, AJM, ASV, ASZ, ATD, ATJ; AVB, AVF, AWX, AXR, BKC	1896	4	47 - 96 kW (64 - 131 PS)	Audi 80, A3, A4, A6	89 -	79,500	1,75 2,00 3,00	910 CR S 911 IF U 947 EX CR		8950480000 5000 1000	1	STD 0,50 1,00
Dieselmotor AAS, 3D	2370	5	60 kW (82 PS)	100	08/89-05/94							
Dieselmotor ATL, BHC	1422	3	55 kW 75 PS	Audi A2	03 -							
Dieselmotor 1Y, 1Z, AAZ, AFN, AHF, AHH, AHU, ALH, AGR, AJM, ASV, ASZ, ATD, ATJ, AVB, AVF, AWX, AXR, BKC,	1896	4	47 - 96 kW 64 - 131 PS	Audi A0, A3, A4, A6	89 -	79,500	1,75 2,00 3,00	910 NIT S 911 IF U CR 947 EX NIT S		8950780000	1	STD
Motor AHL, ALZ, ANA, ARM, AVU, BFQ, BGU, BSE, BSF	1595	4	75 kW (102 PS)	Audi A 3, A4	99 -	81,000	1,00 1,20 2,00	910 NIT S 931 P 777 NIT S		8950850000 5000 1000	1	STD 0,50 1,00
Motor ADP, AEH, AHL, AKL, ARM	1595	4	74 - 75 kW 100 - 101 PS	Audi A3, A4	94 - 03	81,000	1,20 1,50 2,00	910 IF NIT S 931 P 777 NIT S		8950750000 5000	1	STD 0,50
Motor AML, APS, APZ, ARJ, AGA, AJG, ALF, ALW, AMM, ARN, ASM, BDV, BDW	2393	V6	100 - 125 kW (136 - 170 PS)	Audi A4, A6	04/97-	81,000	1,50 1,50 2,00	910 IF CR S 931 P 777 NIT S		8950760000 5000	1	STD 0,50
Motor 1 B, MB, 3B, RR, AAN, ABY, ADU, JT, KM, KU, KX,	2226	5	77 - 162 kW (105 - 220 PS)	Audi 80, 90, 100, 200, 4000, 5000, RS 2	84 - 94-	81,000	1,50 1,75 3,00	910 IF CR S 931 FE 947 EX CR		8950360000 5000 1000	1	STD 0,50 1,00
Motor ABM, JU, DT	1595	4	52 - 55 kW (71 - 75 PS)	Audi 80	84 - 94							
Motor DS, DZ, JV, KP, NE, DR, RU, JN, MG, PM, SF	1781	4	66 - 82 kW (90 - 112 PS)	Audi 80, 90, 100, 4000, Fox	82 - 92							
Motor JS, KP, PS, RT	1994	5	85 kW (116 PS)	Audi 80, 90, 100, Coupe	82 - 91							



AUDI

Globally reliable

	ccm										
Motor 1B, §B, MB, RR, AAN, ABY, ADU, JT, KM, KU, KX	2226	5	77 - 162 kW 105 - 220 PS	Audi 80, 90, 100, 200, 4000, 5000, RS 2	84 - 95	81,000	1,50 1,75 3,00	910 IF CR S 931 FE 777 CR S	 8950370000 2500 5000 1000	1	STD 0,25 0,50 1,00
Motor ABM, DT, JU	1595	4	52 - 55 kW 71 - 75 PS	Audi 80	84 - 94						
Motor DS, DZ, JV, NE, DR, RU, JN, MG, PM, SF	1781	4	66 - 82 kW (90 - 112 PS)	Audi 80, 90, 100, 4000, Fox	82 - 92						
Motor JS, PS, KP, RT	1994	5	85 kW (116 PS)	Coupe	08/83-07/85						
Motor ADR, AEB, AFY, AJL, ARK, AGN, AGU, AJP, AMB, AMK, APG, APP, APX, APY, AQE, ARH, ARG, ARX, ARY, AUL, AUM, AUQ, AVJ, AVV	1781	4	92 - 132 kW (125 - 180 PS)	Audi A3, A4, S3, TT, A6	96 -	81,000	1,50 1,75 2,00	910 IF CR S 931 FE 777 NIT S	 8950740000 5000	1	STD 0,50
Motor AGB, AZB	2671	6	195 kW 265 PS	Audi A 6 + S4	97 - 01						
Motor AWT, BAM, BEX, BFB	1781	4	110 - 165 kW 150 - 225 PS	Audi A4, A6, S3, TT	00 -						

	ccm										
Dieselmotor AZV	1968	4	100 kW (136 PS)	A3 (8P1) 2.0 TDI (quattro)	05/03-08/12	81,000	1,75 2,00 3,00	910 CKS 911 IF U P 947 EX CR		8950130000 5000	1 STD 0,50
Dieselmotor BKD	1968	4	103 kW (140 PS)	A3 (8P1) 2.0 TDI 16V (quattro)	05/03-08/12						
Dieselmotor BKD	1968	4	103 kW (140 PS)	A3 Sportback (8PA) 2.0 TDI 16V (quattro)	09/04-						
Dieselmotor BLB, BRE	1968	4	103 kW (140 PS)	A4 (8EC, B7) 2.0 TDI 16V	11/04-06/08						
Dieselmotor BLB, BRE	1968	4	103 kW (140 PS)	A4 Avant (8ED, B7) 2.0 TDI 16V	11/04-06/08						
Dieselmotor BLB, BRE	1968	4	103 kW (140 PS)	A6 (4F2, C6) 2.0 TDI	07/04-10/08						
Dieselmotor BLB, BRE	1968	4	103 kW (140 PS)	A6 Avant (4F5, C6) 2.0 TDI	06/05-10/08						
Dieselmotor BMN	1968	4	125 kW (170 PS)	A3 (8P1) 2.0 TDI (quattro)	03/06-08/12						
Dieselmotor BMN	1968	4	125 kW (170 PS)	A3 Sportback (8PA) 2.0 TDI (quattro)	03/06-						
Dieselmotor BNA, BRF	1968	4	100 kW (136 PS)	A4 (8EC, B7) 2.0 TDI	11/04-06/08						
Dieselmotor BNA, BRF	1968	4	100 kW (136 PS)	A4 Avant (8ED, B7) 2.0 TDI	11/04-06/08						
Dieselmotor BNA, BRF	1968	4	100 kW (136 PS)	A6 (4F2, C6) 2.0 TDI	07/04-03/11						
Dieselmotor BNA, BRF	1968	4	100 kW (136 PS)	A6 Avant (4F5, C6) 2.0 TDI	06/05-08/11						
Dieselmotor BPW	1968	4	103 kW (140 PS)	A4 (8EC, B7) 2.0 TDI (quattro)	11/04-06/08						
Dieselmotor BPW	1968	4	103 kW (140 PS)	A4 Avant (8ED, B7) 2.0 TDI (quattro)	11/04-06/08						
Dieselmotor BRD	1968	4	125 kW (170 PS)	A4 (8EC, B7) 2.0 TDI	06/06-06/08						
Dieselmotor BRD	1968	4	125 kW (170 PS)	A4 (8EC, B7) 2.0 TDI quattro	06/06-06/08						
Dieselmotor BRD	1968	4	125 kW (170 PS)	A4 Avant (8ED, B7) 2.0 TDI	06/06-06/08						
Dieselmotor BRD	1968	4	125 kW (170 PS)	A4 Avant (8ED, B7) 2.0 TDI quattro	06/06-06/08						
Dieselmotor BUY	1968	4	120 kW (163 PS)	A3 (8P1) 2.0 TDI	06/06-06/08						
Dieselmotor BUY	1968	4	120 kW (163 PS)	A3 Sportback (8PA) 2.0 TDI	06/06-06/08						
Dieselmotor BVA	1968	4	120 kW (163 PS)	A4 (8EC, B7) 2.0 TDI	06/06-06/08						
Dieselmotor BVA	1968	4	120 kW (163 PS)	A4 (8EC, B7) 2.0 TDI quattro	06/06-06/08						
Dieselmotor BVA	1968	4	120 kW (163 PS)	A4 Avant (8ED, B7) 2.0 TDI	06/06-06/08						
Dieselmotor BVA	1968	4	120 kW (163 PS)	A4 Avant (8ED, B7) 2.0 TDI quattro	06/06-06/08						
Dieselmotor BVF	1968	4	93 kW (126 PS)	A4 (8EC, B7) 2.0 TDI	11/05-11/06						
Dieselmotor BVF	1968	4	93 kW (126 PS)	A4 Avant (8ED, B7) 2.0 TDI	11/05-11/06						
Dieselmotor BVG	1968	4	89 kW (121 PS)	A4 (8EC, B7) 2.0 TDI	09/05-09/06						
Dieselmotor BVG	1968	4	89 kW (121 PS)	A4 Avant (8ED, B7) 2.0 TDI	09/05-09/06						
Dieselmotor BVG	1968	4	89 kW (121 PS)	A6 (4F2, C6) 2.0 TDI	09/05-09/06						
Dieselmotor BVG	1968	4	89 kW (121 PS)	A6 Avant (4F5, C6) 2.0 TDI	09/05-09/06						



AUDI

Globally reliable

	ccm										
Dieselmotor BMM	1968	4	103 kW (140 PS)	A3 (8P1) 2.0 TDI	06/05-06/08	81,000	1,75 2,00 3,00	910 CDS 911 IF U CR 947 EX NIT S	 	8950190000 5000	1 STD 0,50
Dieselmotor BMM	1968	4	103 kW (140 PS)	A3 (8P1) 2.0 TDI quattro	01/06-06/08						
Dieselmotor BMM	1968	4	103 kW (140 PS)	A3 (8P1) 2.0 TDI quattro	01/06-06/08						
Dieselmotor BMM	1968	4	103 kW (140 PS)	A3 Sportback (8PA) 2.0 TDI	06/05-06/08						
Dieselmotor BMM	1968	4	103 kW (140 PS)	A3 Sportback (8PA) 2.0 TDI quattro	01/06-06/08						
Dieselmotor BRC	1968	4	100 kW (136 PS)	A4 Cabriolet (8H7, B6, 8HE, B7) 2.0 TDI	01/06-03/09						
Dieselmotor CAGA	1968	4	105 kW (143 PS)	A4 (8K2, B8) 2.0 TDI	11/07-						
Dieselmotor CAGA	1968	4	105 kW (143 PS)	A4 (8K2, B8) 2.0 TDI quattro	11/08-						
Dieselmotor CAGA	1968	4	105 kW (143 PS)	A4 Allroad (8KH, B8) 2.0 TDI quattro	09/09-						
Dieselmotor CAGA	1968	4	105 kW (143 PS)	A4 Avant (8K5, B8) 2.0 TDI	04/08-						
Dieselmotor CAGA	1968	4	105 kW (143 PS)	A4 Avant (8K5, B8) 2.0 TDI quattro	04/08-						
Dieselmotor CAGA	1968	4	105 kW (143 PS)	A5 Sportback (8TA) 2.0 TDI	09/09-						
Dieselmotor CAGA	1968	4	105 kW (143 PS)	Q5 (8R) 2.0 TDI quattro	08/09-						
Dieselmotor CAGB	1968	4	100 kW (136 PS)	A4 (8K2, B8) 2.0 TDI	11/07-						
Dieselmotor CAGB	1968	4	100 kW (136 PS)	A4 Allroad (8KH, B8) 2.0 TDI quattro	09/09-						
Dieselmotor CAGB	1968	4	100 kW (136 PS)	A4 Avant (8K5, B8) 2.0 TDI	04/08-						
Dieselmotor CAGB	1968	4	100 kW (136 PS)	A5 Sportback (8TA) 2.0 TDI	09/09-						
Dieselmotor CAGB	1968	4	100 kW (136 PS)	A6 (4F2, C6) 2.0 TDI	07/04-03/11						
Dieselmotor CAGB	1968	4	100 kW (136 PS)	A6 Avant (4F5, C6) 2.0 TDI	06/05-08/11						
Dieselmotor CAGB	1968	4	100 kW (136 PS)	Q5 (8R) 2.0 TDI quattro	08/09-						
Dieselmotor CAGC	1968	4	88 kW (120 PS)	A4 (8K2, B8) 2.0 TDI	06/08-						
Dieselmotor CAGC	1968	4	88 kW (120 PS)	A4 Avant (8K5, B8) 2.0 TDI	06/08-						
Dieselmotor CAHA	1968	4	125 kW (170 PS)	A4 (8K2, B8) 2.0 TDI	01/08-						
Dieselmotor CAHA	1968	4	125 kW (170 PS)	A4 (8K2, B8) 2.0 TDI quattro	01/08-						
Dieselmotor CAHA	1968	4	125 kW (170 PS)	A4 Allroad (8KH, B8) 2.0 TDI quattro	04/09-						
Dieselmotor CAHA	1968	4	125 kW (170 PS)	A4 Avant (8K5, B8) 2.0 TDI	04/08-						
Dieselmotor CAHA	1968	4	125 kW (170 PS)	A5 (8T3) 2.0 TDI quattro	08/08-						
Dieselmotor CAHA	1968	4	125 kW (170 PS)	A5 Cabriolet (8F7) 2.0 TDI	05/09-						
Dieselmotor CAHA	1968	4	125 kW (170 PS)	A5 Sportback (8TA) 2.0 TDI	09/09-						
Dieselmotor CAHA	1968	4	125 kW (170 PS)	A5 Sportback (8TA) 2.0 TDI quattro	09/09-						
Dieselmotor CAHA	1968	4	125 kW (170 PS)	A6 (4F2, C6) 2.0 TDI	11/08-03/11						
Dieselmotor CAHA	1968	4	125 kW (170 PS)	A6 Avant (4F5, C6) 2.0 TDI	10/08-08/11						
Dieselmotor CAHA	1968	4	125 kW (170 PS)	Q5 (8R) 2.0 TDI quattro	11/08-						
Dieselmotor CAHB	1968	4	120 kW (163 PS)	A4 (8K2, B8) 2.0 TDI	08/08-						
Dieselmotor CAHB	1968	4	120 kW (163 PS)	A4 Allroad (8KH, B8) 2.0 TDI	04/09-						
Dieselmotor CAHB	1968	4	120 kW (163 PS)	A4 Avant (8K5, B8) 2.0 TDI	08/08-						
Dieselmotor CAHB	1968	4	120 kW (163 PS)	A5 (8T3) 2.0 TDI	08/08-						
Dieselmotor CAHB	1968	4	120 kW (163 PS)	A5 Cabriolet (8F7) 2.0 TDI	05/09-						
Dieselmotor CAHB	1968	4	120 kW (163 PS)	A5 Sportback (8TA) 2.0 TDI	09/09-						
Dieselmotor CAHB	1968	4	120 kW (163 PS)	A6 (4F2, C6) 2.0 TDI	04/09-03/11						
Dieselmotor CAHB	1968	4	120 kW (163 PS)	A6 Avant (4F5, C6) 2.0 TDI	04/09-08/11						
Dieselmotor CAHB	1968	4	120 kW (163 PS)	Q5 (8R) 2.0 TDI quattro	11/08-						
Dieselmotor CBAA	1968	4	100 kW (136 PS)	A3 (8P1) 2.0 TDI	05/03-08/12						
Dieselmotor CBAA	1968	4	100 kW (136 PS)	A3 Cabriolet (8P7) 2.0 TDI	04/08-						

	ccm										
Dieselmotor CBAB	1968	4	103 kW (140 PS)	A3 (8P1) 2.0 TDI 16V	05/03-08/12						
Dieselmotor CBAB	1968	4	103 kW (140 PS)	A3 (8P1) 2.0 TDI 16V quattro	08/04-08/12						
Dieselmotor CBAB	1968	4	103 kW (140 PS)	A3 Cabriolet (8P7) 2.0 TDI	04/08-						
Dieselmotor CBAB	1968	4	103 kW (140 PS)	A3 Sportback (8PA) 2.0 TDI	09/04-						
Dieselmotor CBAB	1968	4	103 kW (140 PS)	A3 Sportback (8PA) 2.0 TDI 16V quattro	11/05-						
Dieselmotor CBBB	1968	4	125 kW (170 PS)	A3 (8P1) 2.0 TDI	03/06-08/12						
Dieselmotor CBBB	1968	4	125 kW (170 PS)	A3 (8P1) 2.0 TDI quattro	03/06-08/12						
Dieselmotor CBBB	1968	4	125 kW (170 PS)	A3 Sportback (8PA) 2.0 TDI	03/06-						
Dieselmotor CBBB	1968	4	125 kW (170 PS)	A3 Sportback (8PA) 2.0 TDI quattro	03/06-						
Dieselmotor CBBB	1968	4	125 kW (170 PS)	TT (8J3) 2.0 TDI quattro	06/08-						
Dieselmotor CBBB	1968	4	125 kW (170 PS)	TT Roadster (8J9) 2.0 TDI quattro	06/08-						
Dieselmotor CFFA	1968	4	100 kW (136 PS)	A3 (8P1) 2.0 TDI	05/03-08/12						
Dieselmotor CFFA	1968	4	100 kW (136 PS)	A3 Cabriolet (8P7) 2.0 TDI	04/08-						
Dieselmotor CFFA	1968	4	100 kW (136 PS)	Q3 (8U) 2.0 TDI	09/11-						
Dieselmotor CFFB	1968	4	103 kW (140 PS)	A3 (8P1) 2.0 TDI 16V	05/03-08/12						
Dieselmotor CFFB	1968	4	103 kW (140 PS)	A3 (8P1) 2.0 TDI 16V quattro	08/04-08/12						
Dieselmotor CFFB	1968	4	103 kW (140 PS)	A3 Cabriolet (8P7) 2.0 TDI	04/08-						
Dieselmotor CFFB	1968	4	103 kW (140 PS)	A3 Sportback (8PA) 2.0 TDI 16V	09/04-						
Dieselmotor CFFB	1968	4	103 kW (140 PS)	A3 Sportback (8PA) 2.0 TDI 16V quattro	11/05-						
Dieselmotor CFFB	1968	4	103 kW (140 PS)	Q3 (8U) 2.0 TDI	09/11-						
Dieselmotor CFFB	1968	4	103 kW (140 PS)	Q3 (8U) 2.0 TDI quattro	01/12-						
Dieselmotor CFGB	1968	4	125 kW (170 PS)	A3 (8P1) 2.0 TDI	03/06-08/12						
Dieselmotor CFGB	1968	4	125 kW (170 PS)	A3 (8P1) 2.0 TDI quattro	03/06-08/12						
Dieselmotor CFGB	1968	4	125 kW (170 PS)	A3 Sportback (8PA) 2.0 TDI	03/06-						
Dieselmotor CFGB	1968	4	125 kW (170 PS)	A3 Sportback (8PA) 2.0 TDI quattro	03/06-						
Dieselmotor CFGB	1968	4	125 kW (170 PS)	TT (8J3) 2.0 TDI quattro	06/08-						
Dieselmotor CFGB	1968	4	125 kW (170 PS)	TT Roadster (8J9) 2.0 TDI quattro	06/08-						
Dieselmotor CFGC	1968	4	130 kW (177 PS)	Q3 (8U) 2.0 TDI	05/13-						
Dieselmotor CFGC	1968	4	130 kW (177 PS)	Q3 (8U) 2.0 TDI quattro	06/11-						
Dieselmotor CFGD	1968	4	120 kW (163 PS)	Q3 (8U) 2.0 TDI quattro	06/11-						
Dieselmotor CFHB	1968	4	100 kW (136 PS)	A1 (8X1) 2.0 TDI	05/12-						
Dieselmotor CFHB	1968	4	100 kW (136 PS)	A1 Sportback (8XA) 2.0 TDI	05/12-						
Dieselmotor CFHD	1968	4	105 kW (143 PS)	A1 (8X1) 2.0 TDI	09/11-						
Dieselmotor CFHD	1968	4	105 kW (143 PS)	A1 Sportback (8XA) 2.0 TDI	09/11-						
Dieselmotor CGLA	1968	4	120 kW (163 PS)	Q5 (8R) 2.0 TDI quattro	11/08-						
Dieselmotor CGLC	1968	4	130 kW (177 PS)	A6 (4G2, C7) 2.0 TDI	03/11-						
Dieselmotor CGLC	1968	4	130 kW (177 PS)	A6 Avant (4G5, C7) 2.0 TDI	05/11-						
Dieselmotor CGLC	1968	4	130 kW (177 PS)	A6 Avant (4G5, C7) 2.0 TDI	05/11-						
Dieselmotor CGLD	1968	4	120 kW (163 PS)	A6 (4G2, C7) 2.0 TDI	03/11-						
Dieselmotor CGLD	1968	4	120 kW (163 PS)	A6 Avant (4G5, C7) 2.0 TDI	05/11-						
Dieselmotor CGLE	1968	4	100 kW (136 PS)	A6 (4G2, C7) 2.0 TDI	01/12-						
Dieselmotor CGLE	1968	4	100 kW (136 PS)	A6 Avant (4G5, C7) 2.0 TDI	01/12-						
Dieselmotor CJCA	1968	4	105 kW (143 PS)	Q5 (8R) 2.0 TDI	11/10-						
Dieselmotor CJCA	1968	4	105 kW (143 PS)	Q5 (8R) 2.0 TDI quattro	08/09-						



AUDI

Globally reliable














	ccm										
Dieselmotor CJCB	1968	4	100 kW (136 PS)	A4 (8K2, B8) 2.0 TDI	11/07-						
Dieselmotor CJCB	1968	4	100 kW (136 PS)	A4 Avant (8K5, B8) 2.0 TDI	04/08-						
Dieselmotor CJCB	1968	4	100 kW (136 PS)	Q5 (8R) 2.0 TDI	11/10-						
Dieselmotor CJCB	1968	4	100 kW (136 PS)	Q5 (8R) 2.0 TDI quattro	08/09-						
Dieselmotor CLJA	1968	4	103 kW (140 PS)	A3 (8P1) 2.0 TDI 16V	05/03-08/12						
Dieselmotor CLJA	1968	4	103 kW (140 PS)	A3 Sportback (8PA) 2.0 TDI 16V	09/04-						
Dieselmotor CLLB	1968	4	130 kW (177 PS)	Q3 (8U) 2.0 TDI quattro	06/11-						
Dieselmotor CMEA	1968	4	105 kW (143 PS)	A4 (8K2, B8) 2.0 TDI	11/07-						
Dieselmotor CMEA	1968	4	105 kW (143 PS)	A4 Avant (8K5, B8) 2.0 TDI	04/08-						
Dieselmotor CMEA	1968	4	105 kW (143 PS)	A5 Sportback (8TA) 2.0 TDI	09/09-						
Dieselmotor CMGA	1968	4	125 kW (170 PS)	Q5 (8R) 2.0 TDI quattro	11/08-						
Dieselmotor CMGB	1968	4	130 kW (177 PS)	A6 (4G2, C7) 2.0 TDI	03/11-						
Dieselmotor CMGB	1968	4	130 kW (177 PS)	A6 Avant (4G5, C7) 2.0 TDI	05/11-						
Dieselmotor CRBC	1968	4	110 kW (150 PS)	A3 (8V1) 2.0 TDI quattro	10/12-	81,000	1,75 2,00 2,00	910 CDS 911 IF U CR 947 EX NIT S		8950210000 5000	1 STD 0,50
Dieselmotor CRBC	1968	4	110 kW (150 PS)	A3 Limousine (8VS) 2.0 TDI quattro	10/13-						
Dieselmotor CRBC	1968	4	110 kW (150 PS)	A3 Sportback (8VA) 2.0 TDI quattro	01/13-						
Dieselmotor CRBC, CRLB	1968	4	110 kW (150 PS)	A3 (8V1) 2.0 TDI	04/12-						
Dieselmotor CRBC, CRLB	1968	4	110 kW (150 PS)	A3 Limousine (8VS) 2.0 TDI	05/13-						
Dieselmotor CRBC, CRLB	1968	4	110 kW (150 PS)	A3 Sportback (8VA) 2.0 TDI	09/12-						
Dieselmotor CRBD	1968	4	100 kW (136 PS)	A3 (8V1) 2.0 TDI	05/13-						
Dieselmotor CRBD	1968	4	100 kW (136 PS)	A3 Limousine (8VS) 2.0 TDI	09/13-						
Dieselmotor CRBD	1968	4	100 kW (136 PS)	A3 Sportback (8VA) 2.0 TDI	05/13-						
Dieselmotor CRFA	1968	4	81 kW (110 PS)	A3 (8V1) 2.0 TDI	01/13-						
Dieselmotor CRFA	1968	4	81 kW (110 PS)	A3 Limousine (8VS) 2.0 TDI	05/13-						
Dieselmotor CRFA	1968	4	81 kW (110 PS)	A3 Sportback (8VA) 2.0 TDI	05/13-						
Dieselmotor CRFC	1968	4	105 kW (143 PS)	A3 (8V1) 2.0 TDI	09/12-						
Dieselmotor CRFC	1968	4	105 kW (143 PS)	A3 Limousine (8VS) 2.0 TDI	10/13-						
Dieselmotor CRFC	1968	4	105 kW (143 PS)	A3 Sportback (8VA) 2.0 TDI	03/13-						
Dieselmotor CUNA	1968	4	135 kW (184 PS)	A3 (8V1) 2.0 TDI	12/12-						
Dieselmotor CUNA	1968	4	135 kW (184 PS)	A3 (8V1) 2.0 TDI quattro	12/12-						
Dieselmotor CUNA	1968	4	135 kW (184 PS)	A3 Sportback (8VA) 2.0 TDI	05/13-						
Dieselmotor CUNA	1968	4	135 kW (184 PS)	A3 Sportback (8VA) 2.0 TDI quattro	05/13-						
Motor 824 S, PT	3562	V8	184 kW (250 PS)	V8	10/88-11/93	81,000	1,75 2,00 3,00	910 IF CR S 931 FE 777 CR S		8950490000 5000 1000	1 STD 0,50 1,00

	ccm										
Motor CCZA from 30.05.2011	1984	4	147 kW (200 PS)	A3 (8P1) 2.0 TFSI	09/04-08/12	82,500	1,20 1,20 2,00	910 IF NIT S PVD 931 P 947 EX CKS		8950580000 5000	1 STD 0,50
Motor CCZA from 30.05.2011	1984	4	147 kW (200 PS)	A3 (8P1) 2.0 TFSI quattro	09/04-						
Motor CCZA from 30.05.2011	1984	4	147 kW (200 PS)	A3 Cabriolet (8P7) 2.0 TFSI	04/08-						
Motor CCZA from 30.05.2011	1984	4	147 kW (200 PS)	A3 Sportback (8PA) 2.0 TFSI	09/04-						
Motor CCZA from 30.05.2011	1984	4	147 kW (200 PS)	A3 Sportback (8PA) 2.0 TFSI quattro	09/04-						
Motor CDAA from 11.05.2009	1798	4	118 kW (160 PS)	TT Roadster (8J9) 1.8 TFSI	06/08-						
Motor CDHA from 30.05.2011	1798	4	88 kW (120 PS)	A4 (8K2, B8) 1.8 TFSI	01/08-						
Motor CDHA from 30.05.2011	1798	4	88 kW (120 PS)	A4 Avant (8K5, B8) 1.8 TFSI	04/08-						
Motor CDHB from 30.05.2011	1798	4	118 kW (160 PS)	A4 (8K2, B8) 1.8 TFSI	11/07-						
Motor CDHB from 30.05.2011	1798	4	118 kW (160 PS)	A4 (8K2, B8) 1.8 TFSI quattro	09/08-						
Motor CDHB from 30.05.2011	1798	4	118 kW (160 PS)	A4 Avant (8K5, B8) 1.8 TFSI	11/07-						
Motor CDHB from 30.05.2011	1798	4	118 kW (160 PS)	A4 Avant (8K5, B8) 1.8 TFSI quattro	09/08-						
Motor CDHB from 30.05.2011	1798	4	118 kW (160 PS)	A5 (8T3) 1.8 TFSI	05/09-						
Motor CDHB from 30.05.2011	1798	4	118 kW (160 PS)	A5 Cabriolet (8F7) 1.8 TFSI	09/09-						
Motor CDHB from 30.05.2011	1798	4	118 kW (160 PS)	A5 Sportback (8TA) 1.8 TFSI	11/09-						
Motor CDNB	1984	4	132 kW (180 PS)	A5 Cabriolet (8F7) 2.0 TFSI	03/09-						
Motor CDNB	1984	4	132 kW (180 PS)	Q5 (8R) 2.0 TFSI quattro	08/09-						
Motor CDNB from 17.10.2011 till 13.08.2013	1984	4	132 kW (180 PS)	A6 Avant (4G5, C7, 4GD) 2.0 TFSI, A6 (4G2, C7, 4GC) 2.0 TFSI	05/11-						
Motor CDNB from 21.02.2011	1984	4	132 kW (180 PS)	A5 (8T3) 2.0 TFSI, A5 Sportback (8TA) 2.0 TFSI	11/08-						
Motor CDNB from 30.05.2011	1984	4	132 kW (180 PS)	A4 Avant (8K5, B8) 2.0 TFSI, A4 (8K2, B8) 2.0 TFSI	06/08-						
Motor CJSA	1798	4	132 kW (180 PS)	A3 (8V1) 1.8 TFSI	04/12-						
Motor CJSA	1798	4	132 kW (180 PS)	A3 Cabriolet (8V7) 1.8 TFSI	10/13-						
Motor CJSA	1798	4	132 kW (180 PS)	A3 Limousine (8VS) 1.8 TFSI	05/13-						
Motor CJSA	1798	4	132 kW (180 PS)	A3 Sportback (8VA) 1.8 TFSI	09/12-						
Motor CJSB	1798	4	132 kW (180 PS)	A3 (8V1) 1.8 TFSI quattro	08/12-						
Motor CJSB	1798	4	132 kW (180 PS)	A3 Cabriolet (8V7) 1.8 TFSI quattro	03/14-						
Motor CJSB	1798	4	132 kW (180 PS)	A3 Limousine (8VS) 1.8 TFSI	05/13-						
Motor CJSB	1798	4	132 kW (180 PS)	A3 Limousine (8VS) 1.8 TFSI quattro	11/13-						
Motor CJSB	1798	4	132 kW (180 PS)	A3 Sportback (8VA) 1.8 TFSI	09/12-						
Motor CJSB	1798	4	132 kW (180 PS)	A3 Sportback (8VA) 1.8 TFSI quattro	05/13-						
Motor CYPA	1984	4	185 kW (252 PS)	A7 Sportback (4GA) 2.0 TFSI	09/14-						



AUDI

Globally reliable

















	ccm											
Motor CHHC	1984	4	169 kW (230 PS)	TT Coupe (FV3) 2.0 TFSI	09/14-	82,500	1,20	910 IF NIT S PVD		8950590000	1	STD
Motor CHHC	1984	4	169 kW (230 PS)	TT Coupe (FV3) 2.0 TFSI	09/14-		1,20	931 P		5000		0,50
Motor CHHC	1984	4	169 kW (230 PS)	TT Roadster (FV9) 2.0 TFSI	11/14-		2,00	947 EX NIT S				
Motor CHHC	1984	4	169 kW (230 PS)	TT Roadster (FV9) 2.0 TFSI quattro	11/14-							
Motor CNSB	1798	4	125 kW (170 PS)	A3 Cabriolet (8V7) 1.8 TFSI	11/13-							
Motor CNSB	1798	4	125 kW (170 PS)	A3 Limousine (8VS) 1.8 TFSI	05/14-							
Motor CWZA	1984	4	170 kW (231 PS)	A1 (8X1, 8XF) S1 quattro	03/14							
Motor CWZA	1984	4	170 kW (231 PS)	A1 Sportback (8XA, 8XK) S1 quattro	03/14-							

	ccm										
Motor 6A	1984	4	101 kW (137 PS)	AUDI 80 (89, 89Q, 8A, B3) 2.0 E 16V quattro	03/90-08/91	82,500	1,20 1,50 2,00	910 IF NIT S 911 IF FE 777 NIT S		8950520000 2500 5000	1 STD 0,25 0,50
Motor AAH	2771	6	128 kW (174 PS)	AUDI 100 2.8 E	12/90-06/94						
Motor AAH	2771	6	128 kW (174 PS)	AUDI 80 (8C, B4) 2.8 quattro	09/91-01/96						
Motor AAH	2771	6	128 kW (174 PS)	AUDI A8 (4D2, 4D8) 2.8 quattro	03/94-03/96						
Motor AAH	2771	6	128 kW (174 PS)	AUDI CABRIOLET (8G7, B4) 2.8	11/92-08/00						
Motor AAH	2771	6	128 kW (174 PS)	AUDI COUPE (89, 8B) 2.8 quattro	08/91-12/96						
Motor AAH, AEJ	2771	6	128 kW (174 PS)	AUDI A6 Avant (4A, C4) 2.8 quattro	06/94-12/97						
Motor AAH, ATX, ACZ	2771	6	128 kW (174 PS)	AUDI A4 Avant (8D5, B5) 2.8 quattro	01/95-07/97						
Motor ABC	2598	6	110 kW (150 PS)	AUDI A4 Avant (8D5, B5) 2.6 quattro	08/92-12/96						
Motor ACE	1984	4	103 kW (140 PS)	AUDI 80 Avant (8C, B4) 2.0 E 16V quattro	04/92-01/96						
Motor ACK, ALG, APR, AQD, AMX	2771	6	142 kW (193 PS)	AUDI A4 Avant (8D5, B5) 2.8 quattro	02/97-01/05						
Motor ACK, ALG, APR, AQD, AMX	2771	6	142 kW (193 PS)	AUDI A6 Avant (4A, C4) 2.8 quattro	02/97-01/05						
Motor ACK, ALG, APR, AQD, AMX	2771	6	142 kW (193 PS)	AUDI A8 (4D2, 4D8) 2.8 quattro	04/96-09/02						
Motor AEJ	2771	6	120 kW (163 PS)	AUDI A8 (4D2, 4D8) 2.8 quattro	07/95-03/96						
Motor AGE	2771	6	132 kW (180 PS)	AUDI A6 Avant (4B, C5) 2.8	12/97-05/00						
Motor ASN	2976	6	162 kW (220 PS)	A8 (4E_) 3.0, A6 Avant (4B5, C5) 3.0 quattro, A6 Avant (4B5, C5) 3.0, A6 (4B2, C5) 3.0 quattro, A6 (4B2, C5) 3.0, A4 Cabriolet (8H7, B6, 8HE, B7) 3.0 quattro, A4 Cabriolet (8H7, B6, 8HE, B7) 3.0	08/01-12/05						
Motor ASN from chassis no. 8E-2-044-001	2976	6	162 kW (220 PS)	A4 (8E2, B6) 3.0, A4 (8E2, B6) 3.0 quattro, A4 Avant (8E5, B6) 3.0, A4 Avant (8E5, B6) 3.0 quattro	11/00-12/04						
Motor ATX	2771	6	140 kW (190 PS)	AUDI A6 (4B, C5) 2.8 quattro	07/99-01/05						
Motor AWA	1984	4	110 kW (150 PS)	A4 Avant (8E5, B6) 2.0 FSI, A4 (8E2, B6) 2.0 FSI	07/02-12/04						
Motor AXW, BLR, BLX, BLY, BMB, BVY, BVZ	1984	4	110 kW (150 PS)	A3 Sportback (8PA) 2.0 FSI, A3 (8P1) 2.0 FSI	05/03-06/08						
Motor BBJ	2976	6	160 kW (218 PS)	A8 (4E_) 3.0, A6 Avant (4F5, C6) 3.0 quattro, A6 Avant (4F5, C6) 3.0, A6 (4F2, C6) 3.0 quattro, A6 (4F2, C6) 3.0, A4 Cabriolet (8H7, B6, 8HE, B7) 3.0	04/02-05/06						
Motor BBJ from chassis no. 8E-2-044-001	2976	6	160 kW (218 PS)	A4 (8E2, B6) 3.0, A4 (8E2, B6) 3.0 quattro, A4 (8EC, B7) 3.0 quattro, A4 Avant (8E5, B6) 3.0, A4 Avant (8E5, B6) 3.0 quattro, A4 Avant (8ED, B7) 3.0, A4 Avant (8ED, B7) 3.0 quattro	04/01-07/06						












**AUDI**

Globally reliable

	ccm											
Motor ALT	1984	4	96 kW (130 PS)	A4 (8E2, B6) 2.0	11/00-12/04	82,500	1,20	910 IF NIT S PVD		8950570000 5000	1	STD 0,50
Motor ALT	1984	4	96 kW (130 PS)	A4 (8EC, B7) 2.0	11/04-06/08		1,50 2,00	931 P 947 EX NIT S				
Motor ALT	1984	4	96 kW (130 PS)	A4 Avant (8E5, B6) 2.0	09/01-12/04							
Motor ALT	1984	4	96 kW (130 PS)	A4 Avant (8ED, B7) 2.0	11/04-06/08							
Motor ALT	1984	4	96 kW (130 PS)	A4 Cabriolet (8H7, B6, 8HE, B7) 2.0	09/04-12/05							
Motor ALT	1984	4	96 kW (130 PS)	A6 (4B2, C5) 2.0	08/01-01/05							
Motor ALT	1984	4	96 kW (130 PS)	A6 Avant (4B5, C5) 2.0	08/01-01/05							
Motor ASN till chassis no. 8E-2-044-000	2976	6	162 kW (220 PS)	A4 Avant (8E5, B6) 3.0 quattro, A4 Avant (8E5, B6) 3.0, A4 (8E2, B6) 3.0 quattro, A4 (8E2, B6) 3.0	11/00-12/04							
Motor BBJ till chassis no. 8E-2-044-000	2976	6	160 kW (218 PS)	A4 (8E2, B6) 3.0, A4 (8E2, B6) 3.0 quattro, A4 (8EC, B7) 3.0 quattro, A4 Avant (8E5, B6) 3.0, A4 Avant (8E5, B6) 3.0 quattro, A4 Avant (8ED, B7) 3.0, A4 Avant (8ED, B7) 3.0 quattro	04/01-07/06							
Motor BYT from Chassis No. 8P-7-172-801	1798	4	118 kW (160 PS)	A3 (8P1) 1.8 TFSI	11/06-							
Motor BYT, BZB, CAWB	1984	4	147 kW (200 PS)	A3 Sportback (8PA) 2.0 TFSI	09/04-							
Motor BZB, CAWB	1984	4	147 kW (200 PS)	A3 Cabriolet (8P7) 2.0 TFSI	04/08-							
Motor CABA	1798	4	88 kW (120 PS)	A4 (8K2, B8) 1.8 TFSI	01/08-							
Motor CABB	1798	4	118 kW (160 PS)	A4 (8K2, B8) 1.8 TFSI	11/07-							
Motor CABB	1798	4	118 kW (160 PS)	A4 Avant (8K5, B8) 1.8 TFSI	11/07-							
Motor CABD	1798	4	125 kW (170 PS)	A5 Cabriolet (8F7) 1.8 TFSI	10/11-							
Motor CDHA till 30.05.2011	1798	4	88 kW (120 PS)	A4 (8K2, B8) 1.8 TFSI	04/08-							
Motor CDHA till 30.05.2011	1798	4	88 kW (120 PS)	A4 Avant (8K5, B8) 1.8 TFSI	01/08-							
Motor CDLA, CDMA	1984	4	195 kW (265 PS)	TT (8J3) 2.0 quattro	05/08-							
Motor CDLA, CDLC from 11.05.2009	1984	4	188-195 kW (256-265 PS)	A3 Sportback (8PA) S3 quattro	11/06-							
Motor CDLB	1984	4	200 kW (272 PS)	TT (8J3) 2.0 TFSI quattro	05/08-							
Motor CDLH	1984	4	188 kW (256 PS)	A1 (8X1) 2.0 TFSI quattro	03/12-							
Motor CEPA, CEPB	2480	5	250-265 kW (340-360 PS)	A3 Sportback (8PA) RS3 quattro	01/11-							
Motor CEPA, CEPB	2480	4	250-265 kW (340-360 PS)	TT (8J3) 2.5 TFSI quattro	07/09-							

	ccm											
Motor AXX	1984	4	147 kW (200 PS)	A3 (8P1) 2.0 TFSI	09/04-08/12	82,500	1,20	910 IF NIT S PVD		8950600000	1	STD
Motor AXX	1984	4	147 kW (200 PS)	A3 (8P1) 2.0 TFSI quattro	09/04-08/12		1,50 2,00	931 947 EX CKS		5000		0,50
Motor AXX	1984	4	147 kW (200 PS)	A3 Sportback (8PA) 2.0 TFSI quattro	09/04-03/13							
Motor AXX, BPY	1984	4	147 kW (200 PS)	A3 Sportback (8PA) 2.0 TFSI	09/04-03/13							
Motor BPJ	1984	4	125 kW (170 PS)	A6 (4F2, C6) 2.0 TFSI	06/05-03/11							
Motor BPJ	1984	4	125 kW (170 PS)	A6 Avant (4F5, C6) 2.0 TFSI	06/05-08/11							
Motor BPJ, BYK	1984	4	125 kW (170 PS)	A4 (8EC, B7) 2.0 TFSI	10/06-06/08							
Motor BPJ, BYK	1984	4	125 kW (170 PS)	A4 Avant (8ED, B7) 2.0 TFSI	10/06-06/08							
Motor BWA	1984	4	147 kW (200 PS)	A3 Sportback (8PA) 2.0 TFSI quattro A3 Sportback (8PA) 2.0 TFSI A3 (8P1) 2.0 TFSI quattro A3 (8P1) 2.0 TFSI	09/04-03/13							
Motor BWA	1984	4	147 kW (200 PS)	TT Roadster (8J9) 2.0 TFSI, TT (8J3) 2.0 TFSI quattro, TT (8J3) 2.0 TFSI	08/06-06/10							
Motor 7A	2309	5	125 kW (170 PS)	Audi 90, Coupe Quattro	11/88-07/91	82,500	1,20 1,75 3,00	910 IF NIT S 931 FE 947 EX CR		8950550000	1	STD 0,50
Motor 3A	1984	4	85 kW 116 PS	Audi 80, 90	91	82,500	1,50 1,50 2,00	910 IF CR S 931 FE 777 CR S		8950540000	1	STD 0,50
Motor AAR, NG, NF	2309	5	98 kW (133 PS)	Audi 100, A6, A6 Quattro	08/94-	82,500	1,50 1,75 3,00	910 IF CR S 931 FE 777 CR S		8950530000	1	STD 0,25 0,50
Motor ABC, ACZ	2597	6	102 - 110 kW (139 - 150 PS)	Audi 80, 100, A4, A6	92 - 97					2500		
Motor SD	1847	4	83 kW (113 PS)	80, Quattro	08/86-07/88					5000		

	ccm											
Dieselmotor BMC	4134	8	235 kW (320 PS)	A8 (4E_) 4.2 TDI quattro	01/05-06/05	83,000	1,75 2,00 3,00	910 CDS P 911 IF U CR 947 EX NIT S		8950280000	1	STD
Dieselmotor BTR	4134	8	240 kW (326 PS)	Q7 (4L) 4.2 TDI	03/07-06/09							
Dieselmotor BVN	4134	8	240 kW (326 PS)	A8 (4E_) 4.2 TDI quattro	07/05-07/10							
Dieselmotor CAMA, CGKA	2698	6	140 kW (190 PS)	A4 (8K2, B8) 2.7 TDI	11/07-							
Dieselmotor CAMA, CGKA	2698	6	140 kW (190 PS)	A4 Avant (8K5, B8) 2.7 TDI	04/08-							
Dieselmotor CAMA, CGKA	2698	6	140 kW (190 PS)	A5 (8T3) 2.7 TDI	06/07-							
Dieselmotor CAMB, CGKB	2698	6	120 kW (163 PS)	A4 (8K2, B8) 2.7 TDI	11/07-							
Dieselmotor CAMB, CGKB	2698	6	120 kW (163 PS)	A4 Avant (8K5, B8) 2.7 TDI	06/08-							
Dieselmotor CAMB, CGKB	2698	6	120 kW (163 PS)	A5 (8T3) 2.7 TDI	09/07-							
Dieselmotor CANA	2698	6	140 kW (190 PS)	A6 (4F2, C6) 2.7 TDI	10/08-03/11							
Dieselmotor CANA	2698	6	140 kW (190 PS)	A6 Avant (4F5, C6) 2.7 TDI	10/08-08/11							
Dieselmotor CANB	2698	6	120 kW (163 PS)	A6 (4F2, C6) 2.7 TDI	10/04-03/11							
Dieselmotor CANB	2698	6	120 kW (163 PS)	A6 Avant (4F5, C6) 2.7 TDI	03/05-08/11							
Dieselmotor CANC	2698	6	140 kW (190 PS)	A6 (4F2, C6) 2.7 TDI quattro	10/08-03/11							
Dieselmotor CANC	2698	6	140 kW (190 PS)	A6 Allroad (4FH, C6) 2.7 TDI	10/08-08/11							
Dieselmotor CANC	2698	6	140 kW (190 PS)	A6 Avant (4F5, C6) 2.7 TDI	10/08-08/11							
Dieselmotor CAND	2698	6	120 kW (163 PS)	A6 (4F2, C6) 2.7 TDI quattro	06/05-03/11							
Dieselmotor CAND	2698	6	120 kW (163 PS)	A6 Allroad (4FH, C6) 2.7 TDI quattro	05/06-08/11							
Dieselmotor CAND	2698	6	120 kW (163 PS)	A6 Avant (4F5, C6) 2.7 TDI quattro	06/05-08/11							
Dieselmotor CAPA	2967	6	176 kW (240 PS)	A4 (8K2, B8) 3.0 TDI quattro	11/07-							
Dieselmotor CAPA	2967	6	176 kW (240 PS)	A4 Avant (8K5, B8) 3.0 TDI quattro	04/08-							
Dieselmotor CAPA	2967	6	176 kW (240 PS)	A5 (8T3) 3.0 TDI quattro	06/07-							
Dieselmotor CASA	2967	6	176 kW (240 PS)	Q7 (4L) 3.0 TDI	11/07-							
Dieselmotor CASB	2967	6	155 kW (211 PS)	Q7 (4L) 3.0 TDI	03/06-05/10							
Dieselmotor CATA	2967	6	165 kW (224 PS)	Q7 (4L) 3.0 TDI	06/09-05/12							
Dieselmotor CCMA	2967	6	176 kW (240 PS)	Q7 (4L) 3.0 TDI	11/07-							
Dieselmotor CCWA	2967	6	176 kW (240 PS)	A4 (8K2, B8) 3.0 TDI quattro	11/07-							
Dieselmotor CCWA	2967	6	176 kW (240 PS)	A4 Allroad (8KH, B8) 3.0 TDI quattro	04/09-							
Dieselmotor CCWA	2967	6	176 kW (240 PS)	A4 Avant (8K5, B8) 3.0 TDI quattro	04/08-							
Dieselmotor CCWA	2967	6	176 kW (240 PS)	A5 (8T3) 3.0 TDI quattro	06/07-							
Dieselmotor CCWA	2967	6	176 kW (240 PS)	A5 Cabriolet (8F7) 3.0 TDI quattro	03/09-							
Dieselmotor CCWA	2967	6	176 kW (240 PS)	A5 Sportback (8TA) 3.0 TDI quattro	09/09-							
Dieselmotor CCWA	2967	6	176 kW (240 PS)	Q5 (8R) 3.0 TDI quattro	11/08-							
Dieselmotor CCWB	2967	6	155 kW (211 PS)	A4 (8K2, B8) 3.0 TDI quattro	06/08-							
Dieselmotor CCWB	2967	6	155 kW (211 PS)	A4 Avant (8K5, B8) 3.0 TDI quattro	06/08-							
Dieselmotor CCWB	2967	6	155 kW (211 PS)	A5 (8T3) 3.0 TDI quattro	03/08-							
Dieselmotor CCWB	2967	6	155 kW (211 PS)	Q5 (8R) 3.0 TDI quattro	11/08-							
Dieselmotor CDYA, CDYC	2967	6	176 kW (240 PS)	A6 (4F2, C6) 3.0 TDI quattro	10/08-03/11							
Dieselmotor CDYA, CDYC	2967	6	176 kW (240 PS)	A6 Allroad (4FH, C6) 3.0 TDI quattro	10/08-08/11							
Dieselmotor CDYA, CDYC	2967	6	176 kW (240 PS)	A6 Avant (4F5, C6) 3.0 TDI quattro	10/08-08/11							
Dieselmotor CDYB	2967	6	155 kW (211 PS)	A6 (4F2, C6) 3.0 TDI quattro	05/04-03/11							
Dieselmotor CDYB	2967	6	155 kW (211 PS)	A6 Allroad (4FH, C6) 3.0 TDI quattro	05/06-08-11							
Dieselmotor CDYB	2967	6	155 kW (211 PS)	A6 Avant (4F5, C6) 3.0 TDI quattro	03/05-08/11							
Dieselmotor CGKA	2698	6	140 kW (190 PS)	A5 Cabriolet (8F7) 2.7 TDI	03/09-							












	ccm										
Dieselmotor CGKA	2698	6	140 kW (190 PS)	A5 Sportback (8TA) 2.7 TDI	09/09-						
Dieselmotor CGKB	2698	6	120 kW (163 PS)	A5 Cabriolet (8F7) 2.7 TDI	05/09-						
Dieselmotor CGKB	2698	6	120 kW (163 PS)	A5 Sportback (8TA) 2.7 TDI	09/09-						



AUDI

Globally reliable

	ccm											
Dieselmotor CDTA	2967	6	184 kW (250 PS)	A8 (4H_) 3.0 TDI quattro	07/10-	83,000	1,75 2,00 2,00	910 CDS P 911 IF U CR 947 EX NIT S		8950330000	1	STD
Dieselmotor CDTB	2967	6	155 kW (211 PS)	A8 (4H_) 3.0 TDI quattro	08/10-							
Dieselmotor CDUC	2967	6	180 kW (245 PS)	A4 (8K2, B8) 3.0 TDI quattro	11/11							
Dieselmotor CDUC	2967	6	180 kW (245 PS)	A4 Allroad (8KH, B8) 3.0 TDI quattro	01/12-							
Dieselmotor CDUC	2967	6	180 kW (245 PS)	A4 Avant (8K5, B8) 3.0 TDI quattro	11/11-							
Dieselmotor CDUC	2967	6	180 kW (245 PS)	A5 (8T3) 3.0 TDI quattro	10/11-							
Dieselmotor CDUC	2967	6	180 kW (245 PS)	A5 Cabriolet (8F7) 3.0 TDI	10/11-							
Dieselmotor CDUC	2967	6	180 kW (245 PS)	A5 Sportback (8TA) 3.0 TDI quattro	10/11-							
Dieselmotor CDUC	2967	6	180 kW (245 PS)	A6 (4G2, C7) 3.0 TDI quattro	03/11-							
Dieselmotor CDUC	2967	6	180 kW (245 PS)	A6 Avant (4G5, C7) 3.0 TDI quattro	05/11-							
Dieselmotor CDUC	2967	6	180 kW (245 PS)	A7 Sportback (4GA) 3.0 TDI quattro	10/10-							
Dieselmotor CDUD	2967	6	180 kW (245 PS)	A6 (4G2, C7) 3.0 TDI quattro	03/11-							
Dieselmotor CDUD	2967	6	180 kW (245 PS)	A6 Allroad (4GH) 3.0 TDI quattro	01/12-							
Dieselmotor CDUD	2967	6	180 kW (245 PS)	A6 Avant (4G5, C7) 3.0 TDI quattro	05/11-							
Dieselmotor CDUD	2967	6	180 kW (245 PS)	A7 Sportback (4GA) 3.0 TDI quattro	10/10-							
Dieselmotor CDUD	2967	6	180 kW (245 PS)	Q5 (8R) 3.0 TDI quattro	06/12-							
Dieselmotor CGQB	2967	6	230 kW (313 PS)	A6 (4G2, C7) 3.0 TDI quattro	11/11-							
Dieselmotor CGQB	2967	6	230 kW (313 PS)	A6 Allroad (4GH) 3.0 TDI quattro	01/12-							
Dieselmotor CGQB	2967	6	230 kW (313 PS)	A6 Avant (4G5, C7) 3.0 TDI quattro	11/11-							
Dieselmotor CGQB	2967	6	230 kW (313 PS)	A7 Sportback (4GA) 3.0 TDI quattro	11/11-							
Dieselmotor CGQB	2967	6	230 kW (313 PS)	Q5 (8R) SQ5 quattro	12/12-							
Dieselmotor CJGA	2967	6	176 kW (240 PS)	Q7 (4L) 3.0 TDI	11/07-							
Dieselmotor CJGC	2967	6	150 kW (204 PS)	Q7 (4L) 3.0 TDI	05/10-							
Dieselmotor CJGD	2967	6	180 kW (245 PS)	Q7 (4L) 3.0 TDI	05/11-							
Dieselmotor CJMA	2967	6	150 kW (204 PS)	Q7 (4L) 3.0 TDI	05/10-							
Dieselmotor CKVB	2967	6	180 kW (245 PS)	A5 (8T3) 3.0 TDI quattro	10/11-							
Dieselmotor CKVB	2967	6	180 kW (245 PS)	A5 Sportback (8TA) 3.0 TDI quattro	10/11-							
Dieselmotor CKVB, CKVC	2967	6	180 kW (245 PS)	A4 (8K2, B8) 3.0 TDI quattro	11/11-							
Dieselmotor CKVB, CKVC	2967	6	180 kW (245 PS)	A4 Allroad (8KH, B8) 3.0 TDI quattro	01/12-							
Dieselmotor CKVB, CKVC	2967	6	180 kW (245 PS)	A4 Avant (8K5, B8) 3.0 TDI quattro	11/11-							
Dieselmotor CKVB, CKVC	2967	6	180 kW (245 PS)	A6 (4G2, C7) 3.0 TDI quattro	03/11-							
Dieselmotor CKVB, CKVC	2967	6	180 kW (245 PS)	A6 Avant (4G5, C7) 3.0 TDI quattro	05/11-							
Dieselmotor CKVB, CKVC	2967	6	180 kW (245 PS)	A7 Sportback (4GA) 3.0 TDI quattro	10/10-							
Dieselmotor CLAA	2967	6	150 kW (204 PS)	A6 (4G2, C7) 3.0 TDI quattro	03/11-							
Dieselmotor CLAA	2967	6	150 kW (204 PS)	A6 Allroad (4GH) 3.0 TDI quattro	01/12-							
Dieselmotor CLAA	2967	6	150 kW (204 PS)	A6 Avant (4G5, C7) 3.0 TDI quattro	05/11-							
Dieselmotor CLAA	2967	6	150 kW (204 PS)	A7 Sportback (4GA) 3.0 TDI quattro	12/10-							
Dieselmotor CLAB	2967	6	150 kW (204 PS)	A4 (8K2, B8) 3.0 TDI	11/11							
Dieselmotor CLAB	2967	6	150 kW (204 PS)	A4 Avant (8K5, B8) 3.0 TDI	11/11-							
Dieselmotor CLAB	2967	6	150 kW (204 PS)	A5 (8T3) 3.0 TDI	10/11-							
Dieselmotor CLAB	2967	6	150 kW (204 PS)	A5 Cabriolet (8F7) 3.0 TDI	10/11-							
Dieselmotor CLAB	2967	6	150 kW (204 PS)	A5 Sportback (8TA) 3.0 TDI	10/11-							
Dieselmotor CLAB	2967	6	150 kW (204 PS)	A6 (4G2, C7) 3.0 TDI	11/10-							
Dieselmotor CLAB	2967	6	150 kW (204 PS)	A6 Avant (4G5, C7) 3.0 TDI	05/11-							













	ccm										
Dieselmotor CLAB	2967	6	150 kW (204 PS)	A7 Sportback (4GA) 3.0 TDI	11/10-						
Dieselmotor CLAB	2967	6	150 kW (204 PS)	A8 (4H_) 3.0 TDI	09/11-						
Dieselmotor CLZB	2967	6	180 kW (245 PS)	Q7 (4L) 3.0 TDI	05/11-						
Dieselmotor CMHA	2967	6	184 kW (250 PS)	A8 (4H_) 3.0 TDI quattro	07/10-						
Dieselmotor CPNA	2967	6	176 kW (240 PS)	A8 (4H_) 3.0 TDI quattro	11/12-						
Dieselmotor CPNB	2967	6	176 kW (240 PS)	A6 (4G2, C7) 3.0 TDI quattro	05/13-						
Dieselmotor CPNB	2967	6	176 kW (240 PS)	A7 Sportback (4GA) 3.0 TDI quattro	05/13-						
Dieselmotor CRCA	2967	6	180 kW (246 PS)	Q7 (4L) 3.0 TDI	05/11-						



AUDI

Globally reliable

	ccm											
Dieselmotor ASB	2967	6	171 kW (233 PS)	A4 (8EC, B7) 3.0 TDI quattro	01/06-06/08	83,000	2,00 2,00 3,00	910 IF CKS 911 IF U CR 947 EX NIT S		8950240000	1	STD
Dieselmotor ASB	2967	6	171 kW (233 PS)	A4 Avant (8ED, B7) 3.0 TDI quattro	01/06-06/08							
Dieselmotor ASB	2967	6	171 kW (233 PS)	A4 Cabriolet (8H7, B6, 8HE, B7) 3.0 TDI quattro	01/06-03/09							
Dieselmotor ASB	2967	6	171 kW (233 PS)	A6 (4F2, C6) 3.0 TDI quattro	06/06-10/08							
Dieselmotor ASB	2967	6	171 kW (233 PS)	A6 Allroad (4FH, C6) 3.0 TDI quattro	05/06-10/08							
Dieselmotor ASB	2967	6	171 kW (233 PS)	A6 Avant (4F5, C6) 3.0 TDI quattro	06/06-10/08							
Dieselmotor ASB	2967	6	171 kW (233 PS)	A8 (4E_) 3.0 TDI quattro	08/03-07/10							
Dieselmotor BKN	2967	6	150 kW (204 PS)	A4 (8EC, B7) 3.0 TDI quattro	11/04-06/08							
Dieselmotor BKN	2967	6	150 kW (204 PS)	A4 Avant (8ED, B7) 3.0 TDI quattro	11/04-06/08							
Dieselmotor BKN	2967	6	150 kW (204 PS)	A4 Cabriolet (8H7, B6, 8HE, B7) 3.0 TDI quattro	01/06-03/09							
Dieselmotor BMK	2967	6	165 kW (225 PS)	A6 (4F2, C6) 3.0 TDI quattro	05/04-05/06							
Dieselmotor BMK	2967	6	165 kW (225 PS)	A6 Avant (4F5, C6) 3.0 TDI quattro	03/05-05/06							
Dieselmotor BNG	2967	6	155 kW (211 PS)	A6 (4F2, C6) 3.0 TDI quattro	05/04-03/11							
Dieselmotor BNG	2967	6	155 kW (211 PS)	A6 Allroad (4FH, C6) 3.0 TDI quattro	05/06-08/11							
Dieselmotor BNG	2967	6	155 kW (211 PS)	A6 Avant (4F5, C6) 3.0 TDI	03/05-08/11							
Dieselmotor BNG	2967	6	155 kW (211 PS)	A8 (4E_) 3.0 TDI quattro	11/03-07/10							
Dieselmotor BPP	2698	6	132 kW (180 PS)	A4 (8EC, B7) 2.7 TDI	01/06-06/08							
Dieselmotor BPP	2698	6	132 kW (180 PS)	A4 Avant (8ED, B7) 2.7 TDI	01/06-06/08							
Dieselmotor BPP	2698	6	132 kW (180 PS)	A4 Cabriolet (8H7, B6, 8HE, B7) 2.7 TDI	06/06-03/09							
Dieselmotor BPP	2698	6	132 kW (180 PS)	A6 (4F2, C6) 2.7 TDI	11/04-10/08							
Dieselmotor BPP	2698	6	132 kW (180 PS)	A6 (4F2, C6) 2.7 TDI quattro	11/04-10/08							
Dieselmotor BPP	2698	6	132 kW (180 PS)	A6 Allroad (4FH, C6) 2.7 TDI quattro	05/06-10/08							
Dieselmotor BPP	2698	6	132 kW (180 PS)	A6 Avant (4F5, C6) 2.7 TDI	03/05-10/08							
Dieselmotor BPP	2698	6	132 kW (180 PS)	A6 Avant (4F5, C6) 2.7 TDI quattro	03/05-10/08							
Dieselmotor BSG	2698	6	120 kW (163 PS)	A4 (8EC, B7) 2.7 TDI	11/05-06/08							
Dieselmotor BSG	2698	6	120 kW (163 PS)	A4 Avant (8ED, B7) 2.7 TDi	11/05-03/08							
Dieselmotor BSG	2698	6	120 kW (163 PS)	A6 (4F2, C6) 2.7 TDI	11/04-03/11							
Dieselmotor BSG	2698	6	120 kW (163 PS)	A6 (4F2, C6) 2.7 TDI quattro	06/05-03/11							
Dieselmotor BSG	2698	6	120 kW (163 PS)	A6 Allroad (4FH, C6) 2.7 TDI quattro	05/06-08/11							
Dieselmotor BSG	2698	6	120 kW (163 PS)	A6 Avant (4F5, C6) 2.7 TDI	03/05-08/11							
Dieselmotor BSG	2698	6	120 kW (163 PS)	A6 Avant (4F5, C6) 2.7 TDI quattro	06/05-08/11							
Dieselmotor BUG	2967	6	171 kW (233 PS)	Q7 (4L) 3.0 TDI	03/06-05/08							
Dieselmotor BUN	2967	6	155 kW (211 PS)	Q7 (4L) 3.0 TDI	03/06-05/10							
Motor BDB, BHE	3189	6	184 kW 250 PS	Audi A3 3.2 quattro, TT 3.2, VR 6 quattro	03 -	84,000	1,20 1,50 2,00	910 NIT S 931 P 777 NIT S		8950940000	1	STD
Motor AKC, AQG, BFL	3697	8	191 - 206 kW 260 - 280 PS	A8 3.7, A6 S6	98 -	84,500	1,20 1,50 3,00	910 IF NIT S 931 P 947 EX NIT S		8950820000	1	STD
Motor ANK, AQF, AQJ, ARS, AUW, AUX, AVP, AWN, BAS, BFM	4172	8	228 - 250 kW 310 - 340 PS	Audi A8 4.2 quattro Audi A 6 4.2 quattro	98 -							
Motor	3123	V6	188 / 255 246 / 335	S4, A6, A8		84,500	1,20 1,50 2,00	910 NIT S 931 P 777 NIT S		8950910000	1	STD
Motor	4163	V8	188 / 255 246 / 335	S4, A6, A8								

	ccm											
Motor ABH	4172	V8	206 kW (280 PS)	100 Quattro	10/92-07/94	84,500	1,75	910 IF CR S		8950560000	1	STD
Motor ABH	4172	V8	206 kW (280 PS)	S4 4.2	93-		1,75	931 P				
Motor ABH	4172	V8	206 kW (280 PS)	V8	10/91-11/93		3,00	947 EX NIT S				
Motor ABZ	4172	V8	220 kW (299 PS)	A8 Quattro	06/94-							



AUSTIN

Globally reliable



siehe / see / voir BLMC































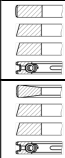

siehe / see / voir FIAT

















AVIA-DAEWOO

Globally reliable

	ccm											
Dieselmotor 712.02	3319	4	56 kW 76 PS	A15, A30		98,000	3,00 2,50 2,50 4,50	914 CR 911 P 930 P 947 EX CR		8902040000	1	STD
Dieselmotor 712.01 - 04	3319	4	56 kW (76 PS)	A15, A30		98,000	3,00 2,50 4,50	914 CR 911 P 947 EX CR		8902050000	1	STD
Dieselmotor 712.11	3596	4	83 kW (113 PS)	Serie A 20, 21, 30, 31		102,000	3,00 2,50	914 CR 931 P		8902020000	1	STD
Dieselmotor 712.13	3596	4	83 kW 113 PS	A 20, A 21, A 30, A 31			5,00	947 EX CR				
Dieselmotor D 407	3596	4	65 kW (88 PS)	Serie A 31, A 60, A 75		102,000	3,00 2,50	914 CR 931 P		8902030000	1	STD
Dieselmotor D 421	3596	4	85 kW (116 PS)	A 31, A60, A 75			4,00	947 EX CR				
Dieselmotor D 421 TD	3596	4	85 kW 116 PS	Serie A 31, A 60, A 75								

	ccm											
Dieselmotor -1988 Dieselmotor P 15		V12		Generator Schiffsmotor, Marine engine		150,000	3,50 3,50 3,50 6,00	910 CR 911 FE 911 FE 947 EX CR		8905510000	1	STD
Dieselmotor 1988----- Dieselmotor P 15		V12		Generator Schiffsmotor, Marine engine		150,000	4,00 3,50 3,50 6,00	914 CR 911 P 911 P 947 EX CR		8905500000	1	STD

	ccm											
Dieselmotor 214.7	3519	6	63.5 kW (86 PS)	J2LC2, J5LC2, C4LC1/LC2, C5LC2, J2LC7, J4LC1, KBC2-A, KCC2, KKC2, KDLC2, KELK2, KDSC2, EDGO-A, EDLO		85,725	2,38 2,38 4,74 4,74	910 IF P 910 IF P 946 P 946 P		8903030000	1	STD
Dieselmotor 10, 220 Dieselmotor 5, J 330	3611 5417	4 6	49/52/ 54,4 kW (67/71/ 74 PS) 73.5/78,7/ 82 kW (100/107/ 112 PS)	KCC 10, KBC 10, KAC 10 KF-LC 5, KD-SL 5, KD-LC 5, KE-LC 5, KF-SC 5, KG-SC 5, KG-LC 5, EJM 2, EJM 3, EJM 3, EFR 1, EJR 3, DJM 2, DJM 3, DJN 3	61-74 61-83	103,190	2,38 2,38 2,38 4,74 4,74	910 IF FE 910 IF FE 910 IF FE 948 FE 948 FE		8903020000	1	STD
Dieselmotor 466, 70	7634	6	88-105 kW (120-143 PS)	ERT 2/3/4/6, ERV 1/2/3/7, KHTC 70, EPR 1, EPR 3, KHMC 70, KHLC 70, KHEC 70, KGSC 60, KGLC 60, EMT 2, EMT 3, EMV, HMX, KMX	67-75	115,890	2,38 2,38 2,38 4,74 4,74	910 CR 911 FE 911 FE 948 FE 948 FE		8903060000	1	STD



siehe / see / voir RVI

**BLMC**

Globally reliable

	ccm											
Motor 18 K 4 F	1796	4	85 - 88 kW 116 - 120 PS	Freelander 1.8 16 V	98 -	80,000	1,00 1,20 2,00	910 IF NIT S 931 P 777 NIT S		8906230000	1	STD
Motor 25 K4F	2497	6	130 kW 175 PS	Freelander 2.5 V6	00 -	80,000	1,20 1,50 2,50	910 CR S 931 FE 777 CR S		8906250000	1	STD
Dieselmotor 25 6 T M51D25	2497	6	100 kW 136 PS	Range Rover Mk II 2.5TD	94 - 02	80,000	3,00 1,75 3,00	914 CR 911 IF U P 947 EX CR		8907010000 5000	1	STD 0,50
Motor PE 146	2350	6	88,5/92 kW (120/125 PS)	Rover 2300/S	77-86	81,000	1,75	910 IF CR S		8906090000	1	STD
Motor PE 166	2597	6	97/98,5/ 101,5 kW (132/134/ 138 PS)	Rover 2600 S/SE	77-86		1,75 3,94	931 FE 777 CR S		5000	1	0,50
Motor 1,5 l / 1,6 l / 1,7 l		4		Super Minx, Hunter, Humber, Vogue, Alpine, Estate, Peykan		81,540	1,99 1,99 3,94	910 IF CR 930 FE 777 CR S		8906050000 2000 3000 4000	1	STD 0,20 0,30 0,40
Motor	2495	6	144 kW 196 PS	X-Type 2.5 V6 X-Type Estate 2.5 V6	02 -	81,600	1,20 1,50 3,00	910 NIT S IF 931 FE 777 CR S		8921590000	1	STD
Dieselmotor XUD 9 A	1905	4	49 kW (67 PS)	Rover 218, 418	-93	83,000	2,00 2,00 3,00	910 CR S 911 P 947 EX CR		8937230000 2500 5000 1000	1	STD 0,25 0,50 1,00
Dieselmotor M47D20R	1951	4	82 kW 111 PS	Freelander	01 -	84,000	3,00	914 CR		8907380000	1	STD
Dieselmotor TD6	2926	6	130 kW 177 PS	Range Rover	02 -		2,00 3,00	931 P 947 EX NIT		5000	1	0,50
Dieselmotor	1994	4	74,5 kW (101 PS)	Rover 2000	-84	84,450	2,00 1,75	910 CR S 931 FE		8936030000 5000	1	STD 0,50
Dieselmotor M 16 E, M 16 i	1996	4	88,5/103 kW (120/140 PS)	Rover 820 E/SE, 820 i/Si	-86		3,00	947 EX CR				
Dieselmotor TD5	2495	5	90 kW (122 PS) 102 kW (139 PS)	Discovery, Defender, Adventurer, 2.5 TD5 E		84,450	3,00 2,00 3,00	914 IF CR 931 P 947 EX CR		8906510000	1	STD
Dieselmotor Duratorq 2.4 ltr.	2402	4	103 kW 140 PS	Defender	07 -	89,900	2,00 2,00 2,00	910 NIT S 931 P 947 EX NIT S		8921690000 5000	1	STD 0,50
Dieselmotor	2486	4	83 kW (113 PS)	Land Rover 90, 110		90,470	1,99 1,99 4,74	910 CR S 911 P 947 EX CR		8906190000	1	STD
Dieselmotor	2486	4	83 kW (113 PS)	Land Rover 90, 110		90,470	2,00 2,00 4,00	910 CR S 911 P 947 EX CR		8906180000 5000 1000	1	STD 0,50 1,00
Motor 19 J	2495	4	75 kW	90 110	86 - 90	90,470	2,00 2,00 3,00	910 CR IF P 931 FE 947 EX NIT		8906260000	1	STD
Dieselmotor	2286	4	46-49 kW (63-67 PS)	Land Rover Diesel 88, 109, 110		90,470	2,38 2,38 2,38 4,74	910 CR 911 FE 911 FE 947 EX		8906010000	1	STD
Dieselmotor	2486	4	83 kW (113 PS)	Land Rover 90, 200 TDi, Discovery	89-93	90,470	2,50 2,00 3,00	916 CR 911 P 947 EX CR		8906080000	1	STD
Motor AJG 4 V	3630	6	168 kW (228 PS)	Jaguar XJ-SC 3.6	-75	91,000	1,50 2,00 4,00	910 IF CR S 911 IF FE 777 CR S		8906210000	1	STD
Dieselmotor HR 492 HI	2392	4	81/84 kW (110/114 PS)	Rover 2400 SD Turbo	84-87	92,000	2,50	914 CR		8952020000	1	STD
Dieselmotor HR 492 HT	2393	4	67 kW (91 PS)	Rover 2400 SD Turbo	82-85		4,00	947 EX CR				
Dieselmotor 4.98 NV	3770	4	46/51/55 kW (62,5/69/ 75 PS)	360 FG, 550 FG, Traktor 262/272/ 462/470/472	-74	98,000	2,38 2,38 2,38	910 CR 911 P 911 P		8906140000	1	STD
Dieselmotor 6.98 DV, 98 NV	5655	6	71.5/ 84,5 kW (97/115 PS)	Boxer 1000-33, -43, 1200-33, -38, -42, 1300, Terrier 650/750/ 850/950, F 350/360/420/, 550, Traktor 262/272/ 462/472/295/ 485/2100/4100, Marine-, Industriemotor	-72		6,33 4,74	946 P 946 FE				
Dieselmotor 4/98 NV	3770	4		Traktor 262, 272, 470, 485, 2100, 4100		98,000	2,38 2,38 2,38	910 CR 911 P 911 P		8906150000	1	STD
Dieselmotor 6/98 DV/NV	5655	6	46-84,5 kW (62,5- 115 PS)				6,33	947 EX P				





















	ccm								NE			
Dieselmotor 1ND-TV	1364	4	65 kW (88 PS)	MINI (R50, R53) One D	06/03-09/06	73,000	1,50 1,50 3,00	910 NIT S 911 CR S 947 EX NIT S		7996770000 5000	4	STD 0,50
Dieselmotor 9HZ (DV6TED4)	1560	4	80 kW (109 PS)	MINI (R56) Cooper D	03/07-	75,000	3,00 1,95 2,50	916 CKS 931 ES P 947 EX NIT S		8937630000 5000	1	STD 0,50
Dieselmotor 9HZ (DV6TED4)	1560	4	66 kW (90 PS)	MINI (R56) One D	06/09-07/10							
Dieselmotor 9HZ (DV6TED4)	1560	4	80 kW (109 PS)	MINI CLUBMAN (R55) Cooper D	10/07-							
Motor W11B16A	1598	4	88 kW - 155 kW (120 - 211 PS)	Mini Cooper, Works, Clubmann	05-	77,000	1,20 1,20 2,50	910 CR S IF 931 P 777 CR S		8907260000	1	STD
Motor W10B16A	1598	4	125 kW (170 PS)	Cooper S	05 -							
Motor W10B16A	1397	4	70 kW (90 PS)	Mini One Cooper	05 -							
Motor W11B16A	1598	4	125 kW (170 PS)	Mini Cabrio R52 Cooper S	07/04 - 11/07							
Motor W11B16A	1598	4	120 - 125 kW (163 - 170 PS)	Mini R53 Cooper S	03/02 - 09/06							
Motor N 14 B 16	1598	4	128 kW (175 PS)	Mini (R56) CooperS 1.6 i 16 V Turbo	2006 -	77,000	1,20 1,50 2,00	910 CR S IF 931 FE 777 NIT S		8907550000	1	STD
Motor N13 B16 A	1598	4	75 kW - 125 kW (102 - 170 PS)	1'er (F20) 114i, 116i, 118i	11/10-							
Motor N13 B16 A	1598	4	75 kW - 125 kW (102 - 170 PS)	1'er (F21) 114i, 116i, 118i	12/11-							
Motor N13 B16 A	1598	4	100 kW - 125 kW (136 - 170 PS)	3'er (F30) 316i, 320i ed	10/12-							
Motor N13 B16 A	1598	4	100 kW (136 PS)	3'er (F31) 316i	06/12-							
Motor M 54 B22 M 54 226 S1	2171	6	125 kW 170 PS	320i, 520i, Z3 2.2, Z4 2.2	00 -	80,000	1,20 1,50 2,00	910 NIT S 931 FE 777 NIT S		8907930000	1	STD
Motor N52 B25 A	2497	6	150 kW (204 PS)	5 Touring (F11) 523 i	04/10-12/11							
Motor M 50 B 20 TÜ 1, M 50 B 20 M	1991	6	110 kW (150 PS)	320 i, 520 i	92 - 98	80,000	1,50 1,50 2,00	910 IF CR S 931 P 777 NIT S		8907020000 5000 1000	1	STD 0,50 1,00
Motor M 50 B 20	1991	6	110 kW (150 PS)	320i, 520 i	09/91-08/92	80,000	1,50 1,75 3,00	910 IF CR S 931 FE 777 CR S		8907190000 5000 1000	1	STD 0,50 1,00
Motor M 20 B 20 (-K, L, M, V)	1991	6	90 - 95 kW (122 - 129 PS)	320i, 520 i, 320/6, 520/6	77-92	80,000	1,50 2,00 3,50	910 IF CR S 931 FE 946 EX P		8907100000 5000 1000	1	STD 0,50 1,00
Motor M 20 B 23 (-E, K, L)	2315	6	102 - 110 kW (139 - 150 PS)	323 i	77-85							
Motor M 20 B 20 L	1990	6	92 kW (125 PS)	320 i	83-87	80,000	1,50 2,00 3,00	910 IF CR S 931 P 777 CR S		8907340000 5000 1000	1	STD 0,50 1,00
Motor M 20 B 20 (-K, L, M, V)	1990	6	92 - 95 kW (125 - 129 PS)	320i, 520i	81 - 92	80,000	1,50 2,00 3,50	910 IF CR S 931 FE 777 CR S		8907370000 5000	1	STD 0,50
Motor M 20 B 23 (-E, K, L)	2315	6	102 - 110 kW 139 - 150 PS	323i	77 - 85							
Dieselmotor M 21 D 24 W + WA	2443	6	63 - 84,5 kW (86 - 115 PS)	320d, 324td, 524td	83-91	80,000	2,50 2,00 3,50	916 CR S 911 FE 947 EX CR		8907130000 5000	1	STD 0,50
Dieselmotor M 57 D 25	2495	6	120 kW 163 PS	525 D Intercooler	99 -	80,000	2,50 2,00 3,00	910 CR IF P 931 P 947 EX NIT		8907920000	1	STD
Dieselmotor M 41	1675	4	66 kW (90 PS)	318 tds	94 -	80,000	3,00 1,75 3,00	914 CR 911 IF U P 947 EX CR		8907010000 5000	1	STD 0,50
Dieselmotor M 51 D 25 WA	2497	6	85 - 105 kW (115 - 143 PS)	325 td, 325tds, 525td, 525tds	91-							
Dieselmotor M 57 D 25	2497	6	120 / 163	525 D Intercooler		80,000	3,00 2,00 3,00	914 CR P 931 P 947 EX NIT		8907910000	1	STD
Motor N52 B25 A	2497	6	150 kW (204 PS)	5 (F10) 523 i	03/10-	82,000	1,20 1,50 2,00	910 NIT S 931 P 777 NIT S		8907390000	1	STD
Motor N52 B25 A	2497	6	150 kW (204 PS)	5 (F10, F18) 523 i	03/10-							
Motor N52 B25 A	2497	6	150 kW (204 PS)	5 Touring (F11) 523 i	04/10-12/11							
Motor N52 B25 A	2497	6	160 kW (218 PS)	X3 (E83) 2.5 si	09/06-							
Motor N52 B25 A	2497	6	150 kW (204 PS)	Z4 (E89) sDrive 23 i	05/09-							
Motor M 50 B 25	2497	6	160 kW 218 PS	525i		84,000	1,20 1,20 2,00	910 NIT S IF 931 FE 777 NIT S		8907940000	1	STD

	ccm											
Motor M 54 B 25	2494	6	125 - 140 kW 170 - 190 PS	523i, 325i, 525i	96 -	84,000	1,20 1,50 2,00	910 NIT S 931 P 777 NIT S		8907480000	1	STD
Motor M 54 B 30	2979	6	170 kW (231 PS)	330 i, 530 i, X5, 730 i, Z 3, Z 4 X 3, X 5	99 -							
Motor N 45 B16 N 46 B20 + N46 NB20 M 43 B19 M 44 B19	1995	4	85 - 115 kW 115 - 156 PS	1-Serie 116i 3-Serie 316i, 318 i, 320 i X3 2,0 i Z4 2,0 i	01 -							
Motor M 40 B 18 E	1795	4	83 kW 113 PS	318i, 518i	91 - 93	84,000	1,50 1,50 2,00	910 IF NIT S 931 FE 777 NIT S		8907030000	1	STD 0,50 1,00
Motor M 42 B 18, TÜ1, M 43 B 18	1796	4	85 - 103 kW 115 - 140 PS	318i, 518i, 318iS, Z 3	89 - 99					5000 1000		
Motor M 43 B 16	1596	4	75 kW (102 PS)	316i	94 -							
Motor M 50 B 25 M 1 E, TÜ, EU 3 LE	2494	6	125 - 141 kW 170 - 192 PS	323i, 325i, 523i, 525i	92 - 99							
Motor M 52 B 28	2792	6	141 - 142 kW 192 - 193 PS	328i, 528i, 728i, Z 3	95 -							
Motor M 60 B 30	2997	8	160 kW 218 PS	530i, 730i	92 -							
Motor M 60 B 30	2997	V8	160 kW (218 PS)	530 i, 730 i		84,000	1,50 1,50 3,00	910 IF NIT S 931 FE 777 NIT S		8907080000	1	STD 0,50 1,00
Motor M 70 R 50	4988	V12	220 kW (300 PS)	750 i, 850 i (USA)	87-94					5000 1000		
Motor N 54 B 30	2979	6	225 kW	335 i Directinjection		84,000	1,50 1,50 2,50	910 NIT S 931 P 777 NIT S		8907420000	1	STD
Motor M 20 B 25 M, ME, ME 8, 1 Z 7	2494	6	125 - 141 kW 170 - 192 PS	325i, 525i, Z1	87 - 92	84,000	1,50 1,75 3,00	910 IF NIT S 931 FE 777 CR S		8907160000	1	STD 0,50 1,00
Motor M 20 B 28 M 1 Z 7	2693	6	95 kW 129 PS	325e, 525e	87 -					5000 1000		
Motor M 40 B 16 ME	1596	4	73 - 75 kW 99 - 102 PS	316i	88 - 92							
Motor M 40 B 18 ME	1766	4	77 kW 105 PS	318i	87 - 90							
Motor M 40 B 18 ME	1795	4	83 kW 113 PS	318i; 518i	87 - 90							
Motor M 20 B 27 ME	2693	6	90,5 - 95 kW (123 - 129 PS)	325e, 525e	85-87	84,000	1,50 2,00 4,00	910 IF NIT S 930 FE 777 CR S		8907180000	1	STD 0,50
Motor M 40 B 18	1795	4	85 kW (115 PS)	318 i, 518 i		84,000	1,75 1,75 3,00	910 IF CR S 931 FE 777 NIT S		8907050000	1	STD 0,50 1,00
Motor M 70	4988	V12	220 kW (300 PS)	750 i, 750 iL, 850 i	86-92					5000 1000		
Dieselmotor N47 D20A	1995	4	85/100/105/120/130 KW 115/136/143/163/177 PS	116 d, 118 d, 120 d, (E81, E87)	09/04-	84,000	1,75 1,75 2,00	910 CKS 931 P 947 EX NIT S		8907560000	1	STD 0,50
Dieselmotor N47 D20A	1995	4	100/105/120/130 KW 136/143/163/177 PS	118 d, 120 d Cabriolet (E88)	03/08-					5000		
Dieselmotor N47 D20A	1995	4	120/130 KW 163/177 PS	120 d Coupé (E82)	10/07-							
Dieselmotor N47 D20A	1995	4	100/105/130 KW 136/143/177 PS	318 d, 320 d (E90)	01/05-							
Dieselmotor N47 D20A	1995	4	100/105/120/130 KW 136/143/163/177 PS	318 d, 320 d, 320 xd Touring (E91)	09/05-							
Dieselmotor N47 D20A	1995	4	130 KW 177 PS	320 d Cabriolet (E93)	03/07-							
Dieselmotor N47 D20A	1995	4	130 KW 177 PS	320 d, 320 xd Coupé (E92)	06/06-							
Dieselmotor N47 D20A	1995	4	120/130 KW 163/177 PS	520 d (E60)	07/03 - 03/10							
Dieselmotor N47 D20A	1995	4	120/130 KW 163/177 PS	520 d Touring (E61)	06/04-							
Dieselmotor N47 D20A	1995	4	130 KW 177 PS	X3 2,0 d (E83)	01/04-							
Dieselmotor N47S D20 D	1995	4	150 kW (204 PS)	X1 (E84) xDrive 23 d	10/09-							
Motor M 10 B 16, E 21 114	1574	4	55 - 66 kW (75 - 90 PS)	315, 316, 318	64-87	84,000	1,75 2,00 4,00	910 IF CR S 930 FE 777 CR S		8907110000	1	STD 0,50
Motor 1,6 Ltr.	1573	4	66/81 kW (90/110 PS)	1800, 1800 ti		84,000	2,00 2,50 5,00	910 IF CR S 930 FE 777 CR S		8907040000	1	STD

	ccm												
Dieselmotor M 57 D 25	2498	6	90-243kW 122-330PS	118d, 120d, 318d, 325d, 330d, 335d, 520d, 525d, 530d, 535d, 730d, 745d			84,000	2,50 2,00 2,00	910 CR 931 947 EX NIT		8907400000	1	STD
Dieselmotor M 57 D 44	4423	8	90-243kW 122-330PS	118d, 120d, 318d, 325d, 330d, 335d, 520d, 525d, 530d, 535d, 730d, 745d									
Dieselmotor M 57 D 20	1951	4	90-243kW 122-330PS	118d, 120d, 318d, 325d, 330d, 335d, 520d, 525d, 530d, 535d, 730d, 745d									
Dieselmotor M 57 D 30	2998	6	90-243kW 122-330PS	118d, 120d, 318d, 325d, 330d, 335d, 520d, 525d, 530d, 535d, 730d, 745d									
Dieselmotor M 57 N 306 D4 N 57 306 D 2	2993	6	160 kW 218 PS	3.0 d, 530 d, 730 d	02 -								
Dieselmotor M57 D 30 TUE	2998	6	165 / 224	330 d + 530 d			84,000	2,50 2,00 3,00	910 CR 931 P 947 EX CR		8907410000	1	STD
Dieselmotor M 47 D 20	1998	4	85 - 120 kW	320 d			84,000	3,00 1,75 3,00	914 CR 911 IF U 947 EX NIT S		8907350000 5000	1	STD 0,50
Dieselmotor M 47 D 20	1951	4	85 - 120 kW (116 - 163 PS)	120d, 318d, 320d, 520d	97 -		84,000	3,00 2,00 3,00	914 CR 931 P 947 EX NIT		8907380000 5000	1	STD 0,50
Dieselmotor M 47 204 D1, M 47 204 D4	2926	6	130 - 142 kW 177 - 193 PS	330 d, 530d, 730 d, X 5	99 -								
Dieselmotor M 57 D 30 M 57 N 306 D2	3901	8	180 kW (245 PS)	740d	99 - 01								
Dieselmotor M 67 D 40	1995	4	120 kW 163 PS	320 d, 520 d	05 -		84,000	3,00 2,00 2,00	914 CR 931 FE 947 EX NIT S		8907530000 5000	1	STD 0,50
Motor M 43 B 19 M 44 B 19	1895	4	87 - 103 kW 118 - 140 PS	318i, 318Ci, 318Ti, Z 3 1.9	98 -		85,000	1,20 1,50 2,00	910 IF NIT S 931 P 777 NIT S		8907360000	1	STD
Motor M 73 B 54	5379	V12	240 kW (326 PS)										
Motor M 73 B 54	5379	12	240 / 326	750 i, 850 Ci			85,000	1,50 1,50 2,00	910 IF NIT S 931 P 777 NIT S		8907430000	1	STD
Motor S 50 B 30	2990	6	210 kW (286 PS)	M 3	92 - 98		86,000	1,20 1,50 2,00	910 IF NIT S 931 P 777 NIT S		8907330000	1	STD
Motor S 50 B 30 US	2990	6	180 kW (245 PS)	M 3 (USA)	93-95								
Motor S 70 B 56	5576	V12	279 kW (380 PS)	850 CSI	-92		86,000	1,50 1,75 2,50	910 IF CR S 931 FE 777 NIT S		8907320000	1	STD
Motor 128, M 30 B 28, -L	2788	6	121 - 135 kW (165 - 184 PS)	2800, 528, 528i, 628CSi, 728, 728i	68-87		86,000	1,75 2,00 4,00	910 IF CR S 931 FE 777 CR S		8907090000 5000 1000	1	STD 0,50 1,00
Motor M 30 B 25	2494	6	106,5 - 110,5 kW 145 - 150 PS	2500, 525, 525i, 728, 728i	73-86								
Motor S 50 B 32 US	3201	6	180 kW (245 PS)	M 3 (USA)	-95		86,400	1,20 1,50 2,00	910 IF NIT S 931 FE 777 NIT S		8907310000	1	STD
Motor S54 B32	3246	6	252 KW (353 PS)	M3 E46			87,000	1,20 1,50 2,00	910 IF NIT S 931 FE 947 EX NIT S		8907540000	1	STD
Motor M 60 B 40	3982	V8	210 kW (286 PS)	540 i, 740 i, 840 Ci			89,000	1,50 1,50 3,00	910 IF NIT S 931 FE 777 NIT S		8907230000	1	STD
Motor M 60 B 40	3982	V8	210 kW (286 PS)	540 i, 740 i, 840i	92 - 01		89,000	1,50 1,50 2,00	910 IF CR S 931 FE 777 NIT S		8907300000 5000	1	STD 0,50
Motor M 30 B 30 M.E 7	2988	6	145 kW (197 PS)	530 i, 730i	86 -		89,000	1,50 2,00	910 IF CR S 931 FE		8907140000 5000	1	STD 0,50
Motor M 30 B 32 L.A	3210	6	185,5 kW (252 PS)	745 i	09/81-82			3,50	947 EX CR				

**BMW**

Globally reliable

	ccm											
Motor 120, 121, M 10 B 20, M 10 E 20, M 15 E 12	1990	4	73.5 - 125 kW 100 - 170 PS	2000, 2000 ti, 2002, 2002ti, 2002 turbo	65 - 77	89,000	1,75 2,00 4,00	910 IF CR S 931 FE 777 CR S		8907060000 2500 5000 1000	1 0,25 0,50 1,00	STD
Motor M 10 B 18 K - S	1766	4	66 - 75 kW 90 - 102 PS	316, 318, 518	75 - 87							
Motor M 30 B 30	2985	6	136 - 147 kW 185 - 200 PS	3.0, 530i, 630, 730, 730i	73 - 86							
Motor M 30 B 32	3210	6	132,5 - 145 kW 180 - 197 PS	3.0, 633 CSi, 732i, 733i	74 - 86							
Motor	4999	10	373 / 507	M 5, M 6		92,000	1,20 1,50 2,00	910 IF NIT S 931 P 777 NIT S		8907440000	1	STD
Motor M 62 B 44 LEV	4398	8	210 - 255 kW (286 - 347 PS)	540 i, 740 i, 840 i, X 5 4.4i	96 -	92,000	1,50 1,50 2,00	910 NIT S 931 P 777 NIT S		8907470000	1	STD
Motor M 30 B 34 MA, ME M 30 B 35 M E7	3430	6	136 - 160 kW (185 - 218 PS)	535i, 635 CSi, 735i,	85-93	92,000	1,50 2,00 3,50	910 IF CR S 931 FE 947 EX CR		8907150000 5000	1	STD 0,50
Motor B 36	3535	6	231 kW (315 PS)	M 5	88-91	93,400	1,50 1,50 2,50	910 IF CR S 931 P 777 NIT S		8907240000	1	STD
Motor M 20 B 35 (S38)	3453	6	191 - 210 kW (260 - 286 PS)	M 635 CSi	85-89	93,400	1,50 1,50 3,00	910 IF CR S 931 P 777 NIT S		8907250000	1	STD
Motor S 14 B 23	2302	4	147/158 kW (200/215 PS)	M 3	85-89							
Motor M 30 B 34/35	3453	6	160 kW 218 PS	535 i, 635 CSi, 735 i	83 -	93,400	1,50 2,00 3,50	910 IF CR S 931 P 777 NIT S		8907270000	1	STD
Motor M 30 B 35 L	3453	6	160 kW (218 PS)	535i, 635 CSi, 745i	83-86	93,400	1,75 2,50 4,00	910 IF CR S 931 P 777 CR S		8907290000 4000	1	STD 0,40
Motor S 38 B 38	3795	6	250 kW (340 PS)	M 5	-92	94,600	1,50 1,50 2,50	910 IF CR S 931 P 777 NIT S		8907280000	1	STD



auf Anfrage / acc. request /
sur demande



BOSCH

Globally reliable



siehe / see / voir
Air Compressor







































siehe / see / voir IHC-Case IH



CATERPILLAR

Globally reliable

	ccm											
Dieselmotor D 330	5740	4	100 kW (136 PS)	D 4, Truck 1670, Traktor, 922, 944, 950, 955, 966, Pipe Layer, Traxcavator 112 Grader		114,300	3,16 2,38 5,55	910 IF CR 911 IF FE 947 EX CR		8912010000	1	STD
Dieselmotor D 333	8662	6	152,5/ 201 kW (207/273 PS)	D 5, D 6, D 7 F, Traktor, 966, 977, Wheel Loader, Traxcavator, 12, 14 120 Motor Grader 561 Pipe Layer								
Dieselmotor 1673 C		4				120,650	3,16 2,38 5,55	910 CR 911 IW P 947 EX CR		8912020000	1	STD
Dieselmotor 3304	6947	4	46-101 kW (62-137 PS)									
Dieselmotor 3304	7000	4	46-97 kW (62-130 PS)	Loader 931, 941, 950, 951, Traktor, D 3, D 4, D 5, Wheel Loader 910, 955 Skidder 518								
Dieselmotor 3306	10420	6	93-186 kW (126-252 PS)	Crawler Dozer D 7 F, Wheel Loader 980 B, Pipelayer 571 F, 572 F, Scraper, Wheel Loader 627, 637, Motor Grader 14 D								
Dieselmotor 3306	10500	6	78-147 kW (106-200 PS)	Grader 12, Traktor D 5, D 6, 814, 816, Pipelayer 561, 571, Wheel Loader 966, Skidder 528	66-							
Dieselmotor D 330 C		4										
Dieselmotor D 333 C		4										













	ccm											
Dieselmotor J8S-800 J8S-814 J8S-890	2068	4	44 - 65 kW 60 - 88 PS	CJ5 - CJ8 2.1 D Cherokee 2.1	83 - 95	86,000	2,25 2,00 3,00	910 IF CR 911 FE 947 EX CR		8938080000	1	STD
Dieselmotor Renault J8S	2068	4	59 - 64 kW 80 - 87 PS	Jeep Cherokee 2.1 TD	06/89-03/92	86,000	2,50 2,50 4,00	914 CR 931 FE 947 EX CR		8938300000 5000	1	STD 0,50
Dieselmotor Renault J8S	2068	4	65 kW 88 PS	Jeep Cherokee Jeep Laredo	91-	86,000	2,50 2,50 3,00	914 CR 931 FE 947 EX CR		8938310000	1	STD
Motor 2,4 Ltr.	2429	4	105 kW 143 PS	PT Cruiser 2.4		87,500	1,50 1,50 3,00	910 CR S IF 911 FE 777 CR S		8908000000	1	STD
Motor	2213	4	109 kW (148 PS)	Laser, Le Baron	84-86	87,500	1,50 1,50 4,00	910 IF CR S 911 FE 777 CR S		8908010000 5000	1	STD 0,50
Motor J5R-800 829, J6R, ZEJ	1995	4	61 - 63 kW 85 - 86 PS	Laredo CJ5 - CJ8 2.0	83 -	88,000	1,50 2,00 4,00	910 IF CR S 911 IF FE 777 CR S		8938190000	1	STD
Motor Mitsubishi 6G72	2972	V6	106 kW 144 PS	Voyager, Le Baron, Saratoga 3.0	89-96	91,100	1,50 1,50 4,00	910 CR S 911 CR 777 CR S		7987480000 5000	6	STD 0,50
Dieselmotor RG	2499	4	104 kW 141 PS	Voyager 2.5 CRD TD Cherokee 2.5 TD	00 -	92,000	2,50 1,50 2,00	914 CR 931 P 947 EX NIT S		8952140000	1	STD
Dieselmotor VM HR 492 HTI	2500	4	85 kW - 104 kW (116 - 141 PS)	Grand Cherokee 2.5 TD Voyager 2.5 TD	95 - 99	92,000	2,50 2,00 4,00	914 CR 931 FE 947 EX CR		8952020000	1	STD
Motor	3300	6		Voyager		93,000	1,50 1,50 3,00	910 IF CR S 911 FE 777 CR S		8908020000	1	STD
Dieselmotor Perkins 4.236	3866	4		Pick-up	90 -	98,480	2,38 2,38 4,74	910 IF CR 911 IF FE 947 EX FE		8936260000	1	STD
Dieselmotor Perkins C4.40, T4.40	3990	4		Dodge AS 900, AS 950		100,000	3,00 2,50 4,00	916 CR 911 FE 947 EX CR		8936130000	1	STD
Dieselmotor Perkins 1006-6T, CC6.60	5985	6		Dodge AS 900, AS 950		100,000	3,50 2,50 4,00	916 CR 930 P 947 EX CR IN		8936140000	1	STD



CITROËN

Globally reliable

	ccm												
Motor TU 9, TU 9 M, TU 9 Z, XV 8	954	4	33 kW (45 PS)	AX, SAXO, Visa, C 15	87-	70,000	1,50 1,50 3,00	910 IF CR S 911 FE 777 CR S		8937030000	1	STD	
Motor 108 C, LNA, XV 8	954	4	32 - 35 kW (44 - 48 PS)	AX 10, Visa 10	83-89	70,000	2,00 2,00 4,00	910 IF CR 931 P 948 EX P		8937010000	1	STD	
Motor 1KR-FE	998	3	50 kW 68 PS	C1 1.0i	10 -	71,000	1,00 1,00 1,50	910 NIT S 911 FE 777 CR S		7996010000 5000	3	STD 0,50	
Motor TU 1 JP	1124	4	44 kW 60 PS	C 2, C 3, Saxo	00 -	72,000	1,50 1,50 2,50	910 CR S 931 P 777 CR S		8937540000	1	STD	
Motor TU 1 K, M, Z	1124	4	44 kW 60 PS	AX, BX, ZX, C15, Beringo, Saxo	88 - 97	72,000	1,50 2,00 3,00	910 IF CR S 930 FE 777 CR S		8937060000	1	STD	
Motor 109/5, XW 7	1124	4	37 kW (50 PS)	LNA, Visa, BX 11	82-88	72,000	1,50 2,00 4,00	910 IF CR S 930 FE 777 CR S		8937090000	1	STD	
Dieselmotor 8HR (DV4C)	1398	4	50 kW (68 PS)	C3 II 1.4 HDi 70	11/09-	73,700	2,50	922 CKS		8937020000 5000	1	STD 0,50	
Dieselmotor 8HR (DV4C)	1398	4	50 kW (68 PS)	DS3 1.4 HDi 70	04/10-		1,95 2,00	911 IF U 947 EX CKS					
Dieselmotor 8 HX, 8 HY, DV4 TD D4V TED 4	1398	4	40 - 66 kW 54 - 90 PS	C 1, C 2, C 3, Xsara 1.4 HDi	02 -	73,700	2,50 1,95 2,50	916 CR 911 IF U P 947 EX NIT S		8937560000	1	STD	
Motor	602	2	21/23,5 kW (28,5/32 PS)	2 CV 6, Dyane 6, AMI 6, AMI 8		74,000	1,50 2,00	910 IF CR S 931 FE		8911050000	1	STD	
Motor	1015	4	41 kW (56 PS)	AMI Super, Super 6, Break GS, MMS 4, AMF 2, GSX, GSX 2			4,00	777 CR S					
Motor G 11/631	1129	4	40,5/41 kW (55/56 PS)	GSA, GSX, Oltcit, Axel	77-86	74,000	1,75 2,00	910 IF CR S 931 FE		8911070000	1	STD	
Motor M 28-1	602	2	18-23 kW (24,5-31 PS)	2 CV 6, Dyane, Mehari, FAF, AK 400, Fourgonette, Acadiane	68-91		3,50	777 CR S					
Motor E1A	1118	4	40 kW (54 PS)	C15 1.1	84 - 96	74,000	1,75 2,00 4,00	910 IF CR S 931 FE 777 CR S		8911300000	1	STD	
Motor EB2	1199	3	60 kW (82 PS)	C1 II 1.2 VTi 82	04/14-	75,000	1,00	910 NIT S		8937160000	1	STD	
Motor EB2	1199	3	60 kW (82 PS)	C3 II 1.2 VTi 82	06/12-		1,00 2,00	931 S P 947 EX NIT S					
Motor EB2	1199	3	60 kW (82 PS)	C4 CACTUS 1.2 VTi 82	09/14-								
Motor EB2	1199	3	60 kW (82 PS)	DS3 1.2 VTi 82	01/13-								
Motor EB2	1199	3	60 kW (82 PS)	DS3 Cabriolet 1.2 VTi 82	01/13-								
Motor EB2 M	1199	3	53 kW (72 PS)	C-ELYSEE 1.2 VTi 72	11/12-								
Motor 4A92	1590	4	86 kW (117 PS)	C4 AIRCROSS 1.6	04/12-	75,000	1,00 1,20 2,00	910 NIT S 931 P 777 NIT S		7987070000	4	STD	
Motor KFU - ET3J4	1360	4	65 kW 88 PS	C 2, C 3 + Peugeot 307 + 1007	2004 -	75,000	1,20 1,50 2,50	910 IF NIT S 931 ES FE 777 NIT S		8937600000	1	STD	
Motor TU 3 JP, TU 3 JP L4	1361	4	55 kW 75 PS	C 2, C 3, Saxo, Xsara, ZX, Berlingo	96 -	75,000	1,50 1,50 2,50	910 IF CR S 931 P 777 CR S		8937550000	1	STD	
Motor TU 3 A, TU 3 M, K 2 D	1361	4	44 - 55 kW (60 - 75 PS)	AX, BX, Berlingo, C15, ZX	88-	75,000	1,75 2,00 3,00	910 IF CR S 931 FE 777 CR S		8937380000	1	STD	
Motor XY 8	1360	4	59 kW (80 PS)	Visa, GT	83-86	75,000	1,75 2,00 4,00	910 IF CR S 931 FE 777 CR S		8938170000	1	STD	
Dieselmotor TUD 3	1361	4	37 - 39 kW (50 - 53 PS)	AX,	89-94	75,000	2,25 1,75 3,00	910 CR 911 FE 946 EX		8937050000	1	STD	




























	ccm											
Dieselmotor 9HD (DV6C)	1560	4	84 kW (114 PS)	C3 Picasso 1.6 HDi 115	01/13-	75,000	2,50	922 CKS		8937620000	1	STD
Dieselmotor 9HH (DV6DUM), 9HM (DV6UC)	1560	4	66 kW (90 PS)	JUMPY 1.6 HDi 90 8V	01/07-		1,95	931 P		5000		0,50
Dieselmotor 9HL (DV6C)	1560	4	66 kW (90 PS)	JUMPY Kasten 1.6 HDi 90 8V	01/07-		2,00	947 EX CKS				
Dieselmotor 9HL (DV6C)	1560	4	84 kW (114 PS)	BERLINGO Kasten (B9) 1.6 HDi 115	07/10-							
Dieselmotor 9HL (DV6C)	1560	4	84 kW (114 PS)	C4 AIRCROSS 1.6 HDi 115	04/12-							
Dieselmotor 9HL (DV6C)	1560	4	84 kW (114 PS)	C4 AIRCROSS 1.6 HDi 115 AWC	05/12-							
Dieselmotor 9HL (DV6C)	1560	4	84 kW (114 PS)	DS3 1.6 HDi 115	08/12-							
Dieselmotor 9HL (DV6C)	1560	4	84 kW (114 PS)	DS4 1.6 HDi 115	08/12-							
Dieselmotor 9HL (DV6C), 9HR (DV6C)	1560	4	82 kW (112 PS)	BERLINGO (B9) 1.6 HDi 110	07/10-							
Dieselmotor 9HL (DV6C), 9HR (DV6C)	1560	4	82 kW (112 PS)	BERLINGO Kasten (B9) 1.6 HDi 110	07/10-							
Dieselmotor 9HL (DV6C), 9HR (DV6C)	1560	4	82 kW (112 PS)	C4 Grand Picasso I (UA_) 1.6 HDi 110	09/10-							
Dieselmotor 9HP (DV6DTED)	1560	4	68 kW (92 PS)	BERLINGO Kasten (B9) 1.6 HDi 90	07/10-							
Dieselmotor 9HP (DV6DTED)	1560	4	68 kW (92 PS)	C3 II 1.6 HDi	11/09-							
Dieselmotor 9HP (DV6DTED)	1560	4	68 kW (92 PS)	C3 Picasso 1.6 HDi 90	07/10-							
Dieselmotor 9HP (DV6DTED)	1560	4	68 kW (92 PS)	C4 Grand Picasso II 1.6 HDi 90	09/13-							
Dieselmotor 9HP (DV6DTED)	1560	4	68 kW (92 PS)	C4 II (B7) 1.6 HDi 90	11/09-							
Dieselmotor 9HP (DV6DTED)	1560	4	68 kW (92 PS)	C4 Picasso II 1.6 HDi 90	02/13-							
Dieselmotor 9HP (DV6DTED)	1560	4	68 kW (92 PS)	DS3 1.6 HDi 90	11/09-							
Dieselmotor 9HP (DV6DTED)	1560	4	69 kW (92 PS)	DS3 Cabriolet 1.6 HDi 90	01/13-							
Dieselmotor 9HP (DV6DTED)	1560	4	68 kW (92 PS)	DS4 1.6 HDi 90	05/11-							
Dieselmotor 9HR (DV6C)	1560	4	84 kW (114 PS)	BERLINGO (B9) 1.6 HDi 115	07/10-							
Dieselmotor 9HR (DV6C)	1560	4	82 kW (112 PS)	C3 II 1.6 HDi 110	11/09-							
Dieselmotor 9HR (DV6C)	1560	4	82 kW (112 PS)	C3 Picasso 1.6 HDi 110	05/10-							
Dieselmotor 9HR (DV6C)	1560	4	82 kW (112 PS)	C4 II (B7) 1.6 HDi 110	11/09-							
Dieselmotor 9HR (DV6C)	1560	4	84 kW (114 PS)	C4 II (B7) 1.6 HDi 115	07/12-							
Dieselmotor 9HR (DV6C)	1560	4	82 kW (112 PS)	C4 Picasso I (UD_) 1.6 HDi 110	09/10-							
Dieselmotor 9HR (DV6C)	1560	4	82 kW (112 PS)	C5 III (RD_) 1.6 HDi 110	07/10-							
Dieselmotor 9HR (DV6C)	1560	4	84 kW (114 PS)	C5 III (RD_) 1.6 HDi 115	01/12-							
Dieselmotor 9HR (DV6C)	1560	4	82 kW (112 PS)	C5 III Break (TD_) 1.6 HDi 110	07/10-							
Dieselmotor 9HR (DV6C)	1560	4	84 kW (114 PS)	C5 III Break (TD_) 1.6 HDi 115	01/12-							
Dieselmotor 9HR (DV6C)	1560	4	82 kW (112 PS)	DS3 1.6 HDi 110	11/09-							
Dieselmotor 9HR (DV6C)	1560	4	82 kW (112 PS)	DS4 1.6 HDi 110	04/11-							
Dieselmotor 9HR (DV6C)	1560	4	82 kW (112 PS)	DS5 1.6 HDi 110	11/11-							



CITROËN

Globally reliable

	ccm											
Dieselmotor 9HY (DV6TED4) 9HZ (DV6TED4)	1560	4	80 kW (109 PS)	C4 Coupe (LA_) 1.6 HDi	11/04-	75,000	3,00 1,95 2,50	916 CKS 931 ES P 947 EX NIT S		8937630000 5000	1	STD 0,50
Dieselmotor 9HY (DV6TED4) 9HZ (DV6TED4)	1560	4	80 kW (109 PS)	C4 Grand Picasso I (UA_) 1.6 HDi	10/06-							
Dieselmotor 9HY (DV6TED4) 9HZ (DV6TED4)	1560	4	80 kW (109 PS)	C4 I (LC_) 1.6 HDi	11/04-							
Dieselmotor 9HY (DV6TED4) 9HZ (DV6TED4)	1560	4	80 kW (109 PS)	C4 Picasso I (UD_) 1.6 HDi	02/07-							
Dieselmotor 9HY (DV6TED4) 9HZ (DV6TED4)	1560	4	80 kW (109 PS)	C4 Stufenheck 1.6 HDi	07/06-							
Dieselmotor 9HY (DV6TED4) 9HZ (DV6TED4)	1560	4	80 kW (109 PS)	C5 II (RC_) 1.6 HDi (RC8HZB)	09/04-							
Dieselmotor 9HY (DV6TED4) 9HZ (DV6TED4)	1560	4	80 kW (109 PS)	C5 II Break (RE_) 1.6 HDi (RE8HZB)	09/04-							
Dieselmotor 9HY (DV6TED4) 9HZ (DV6TED4)	1560	4	80 kW (109 PS)	XSARA PICASSO (N68) 1.6 HDi	05/04-							
Dieselmotor 9HZ (DV6TED4)	1560	4	80 kW (109 PS)	BERLINGO (B9) 1.6 HDi 110	04/08-							
Dieselmotor 9HZ (DV6TED4)	1560	4	80 kW (109 PS)	BERLINGO (MF) 1.6 HDi 110	08/05-							
Dieselmotor 9HZ (DV6TED4)	1560	4	80 kW (109 PS)	BERLINGO Kasten (B9) 1.6 HDi 110	04/08-							
Dieselmotor 9HZ (DV6TED4)	1560	4	80 kW (109 PS)	C2 (JM_) 1.6 HDi	09/05-							
Dieselmotor 9HZ (DV6TED4)	1560	4	80 kW (109 PS)	C3 I (FC_) 1.6 16V HDi	09/05-							
Dieselmotor 9HZ (DV6TED4)	1560	4	80 kW (109 PS)	C3 Picasso 1.6 HDi	02/09-							
Dieselmotor 9HZ (DV6TED4)	1560	4	80 kW (109 PS)	C5 III (RD_) 1.6 HDi	02/08-							
Dieselmotor 9HZ (DV6TED4)	1560	4	80 kW (109 PS)	C5 III Break (TD_) 1.6 HDi	02/08-							
Motor R/V 06/630	652	2	26,5 kW (36 PS)	LNA, Visa, A 4x4	78-06/82	77,000	1,50 2,00 3,00	910 IF CR S 930 FE 777 CR S		8911220000 5000	1	STD
Motor R/V 06/644-M29	652	2	25 kW (34 PS)	Axel, Oltcit	06/82-90							
Motor	652	2		LNA, Visa, Spezial, Club, GS 1220/Break, GS/Club/Pallas, GSX2 GS		77,000	1,75 2,00 4,00	910 CR S 930 FE 947 EX FE		8911100000	1	STD
Motor G 12	1198	4	43,50 kW (59 PS)		72 - 80							
Dieselmotor TUD 5, ATMO	1527	4	42 kW (57 PS)	AX, Saxo, Xsara, ZX	95 - 03	77,000	2,00 1,75 3,00	910 CR S 911 IF U P 947 EX CR		8937260000 4000	1	STD 0,40
Motor NFP (EC5)	1587	4	85 kW (115 PS)	C-ELYSEE 1.6 VTi 115	11/12-	78,500	1,00 1,20 2,00	910 IF NIT S 931 S P 947 EX NIT S		8937690000 5000	1	STD 0,50
Motor NFU, NFX, TU 5 JP 4	1587	4	80 kW (109 PS)	C 2, C 3, C 4, Saxo, Xsara	96 -	78,500	1,20 1,50 2,50	910 CR S 931 P 777 NIT S		8937520000	1	STD
Motor TU5 JP	1587	4	65 kW (88 PS)	Saxo, Xsara, ZX	96 - 98	78,500	1,50 1,50 3,00	910 IF CR S 931 P 777 NIT S		8937430000 5000	1	STD 0,50
Motor G 13/615	1299	4	48 kW (65 PS)	GSA/, GSX Axel 7 CV		79,400	1,50 2,00 3,50	910 CR S 930 FE 947 EX		8911010000	1	STD
Dieselmotor XUD 7, 161 A	1769	4	44 kW (60 PS)	Visa, C 17 D, C 15 D, Xsara, BX, Berlingo, ZX	84-97	80,000	2,00 2,00 3,00	910 CR S 911 FE 947 EX CR		8937220000 5000 8000 1000	1	STD 0,50 0,80 1,00
Dieselmotor TUD 3		4		AX		80,000	2,25 1,75 3,00	910 CR 911 FE 947 EX CR		8937390000	1	STD
Dieselmotor XUD 7 TE	1769	4	66 kW (90 PS)	BX 19, Visa	88-94	80,000	3,00 2,00 3,00	914 CR 911 FE 947 EX CR		8937270000	1	STD
Dieselmotor DT17TED4	2720	6	150 kW (204 PS)	C5 III (RD_) 2.7 HDi	02/08-	81,000	2,00	910 IF CKS		8937280000 5000	1	STD 0,50
Dieselmotor DT17TED4	2720	6	150 kW (204 PS)	C5 III Break (TD_) 2.7 HDi	02/08-		2,00	911 IF U P				
Dieselmotor DT17TED4	2720	6	150 kW (204 PS)	C6 (TD_) 2.7 HDi	09/05-		2,00	947 EX NIT S				
Dieselmotor DW 8, DW 8 B, WJY, WJZ	1868	4	51 - 68 kW (71 - 92 PS)	Berlingo, Dispatch, Jumpy, Xsara, C 15, Expert, Partner, 206, 306, all 1.9 D	97 -	82,200	2,00 2,00 3,00	910 CR S 931 P 947 EX CR		8911420000 5000	1	STD 0,50

	ccm											
Motor EW7J4	1749	4	85 / 116	Xsara Picasso 1.8 16V		82,700	1,20 1,50 2,00	910 NIT S IF 931 P 777 NIT S		8911430000	1	STD
Motor XU 5 M, 180 A	1580	4	58/65 kW (79/89 PS)	BX, Visa, ZX	84-97	83,000	1,50 1,50 4,00	910 IF CR S 931 P 777 CR S		8937240000	1	STD
Motor XU 9 M, XU 9J D2A, D2C, D2E, D2F, D61A, D6E	1905	4	80 - 90 kW (109 - 122 PS)	BX, Evasion, ZX	94-							
Motor	1580	4	65 kW 88 PS	Xantia, ZX	93 - 01	83,000	1,50 1,50 3,00	910 IF CR S 931 P 777 CR S		8937250000	1	STD
Motor XU 7 JP 4	1761	4	66 - 85 kW (90 - 116 PS)	Berlingo, Evasion, Xantia, Xsara, ZX	93 -							
Motor XU 9 J 4/J 4Z	1905	4	115 kW 158 PS	BX 19 GTI	88-93							
Motor 171 BZ, XU 5 S	1580	4	59-69 kW (80-94 PS)	BX 16, BX 15	84-	83,000	1,75 1,75 4,00	910 IF CR S 931 FE 777 CR S		8937170000	1	STD
Motor XU 52 C	1580	4	68/69 kW (92/94 PS)	BX 16	89-92							
Dieselmotor XUD 9, XUD 9 A	1905	4	48-52 kW (65 - 71 PS)	Expert, Jumpy, Jumper, Berlingo, Xsara, BX, ZX, C25, Xantia, Relay, Dispatch, Evasion, Exprt	91-	83,000	2,00 2,00 3,00	910 CR S 911 P 947 EX CR		8937230000 2500 5000 1000	1	STD 0,25 0,50 1,00
Motor XUD 9 TE + TF	1905	4	66 kW 90 PS	Xantia, Xsara, ZX, Synergie, Chassis, Despatch, Relay Box, Evasion, BX 1.9 TD	93 -	83,000	3,00 2,00 3,00	914 CR 911 P 947 EX CR		8937440000	1	STD
Dieselmotor XUD 9 TF + TE	1905	4	66 kW (90 PS)	Jumpy, Xantia, Xsara, ZX, Synergie, Chassis, Relay Box, Dispatch 1.9 TD	10/95-	83,000	3,50 2,00 3,00	914 CR 911 P 947 EX CR		8937290000 5000	1	STD 0,50
Motor XM 7 T	1795	4	51 kW 69 PS	C 25	81 -	84,000	1,50 2,00 4,00	910 IF CR S 930 FE 777 CR S		8937120000	1	STD
Dieselmotor DT20C	2992	6	177 kW (241 PS)	C5 III (RD_) 3.0 HDi 240	04/09-	84,000	2,00 2,00 2,00	910 IF CKS 911 IF U 947 EX NIT S		8937610000 5000	1	STD 0,50
Dieselmotor DT20C	2992	6	177 kW (241 PS)	C5 III Break (TD_) 3.0 HDi 240	04/09-							
Dieselmotor DT20C	2992	6	177 kW (241 PS)	C6 (TD_) 3.0 HDi	04/09-							
Motor EW 10 J4 - RFN EW 10 L3, EW 10 L4	1998	4	97 - 101 kW (132 - 137 PS)	C 4, C 5, C 8, Evasion, XSARA, Jumpy	98 -	85,000	1,20 1,50 2,50	910 IF NIT S 931 P 777 NIT S		8937510000	1	STD



CITROËN

Globally reliable

















	ccm											
Dieselmotor AHW (DW10FC)	1997	4	133 kW (180 PS)	CITROËN DS5 2.0 BlueHdi 180	08/13-	85,000	2,00 2,00 2,00	913 CDS 911 IF U 947 EX NIT S		8937650000	1	STD
Dieselmotor AHY (DW10CE) from Orga-no. 13014	1997	4	72 kW (98 PS)	CITROËN JUMPY 2.0 HDi 95	07/11-							
Dieselmotor AHZ (DW10CD) from Orga-no. 13014	1997	4	94 kW (128 PS)	CITROËN JUMPY 2.0 HDi 125	07/11-							
Dieselmotor DW10FUC	1997	4	120 kW (163 PS)	CITROËN JUMPER 2.0 BlueHdi 160	07/15-							
Dieselmotor DW10FUD	1997	4	96 kW (130 PS)	CITROËN JUMPER 2.0 BlueHdi 130	07/15-							
Dieselmotor DW10FUE	1997	4	81 kW (110 PS)	CITROËN JUMPER 2.0 BlueHdi 110	07/15-							
Dieselmotor RHD (DW10CB), RHD (DW10CTED4) from Orga-no. 13014	1997	4	100 kW (136 PS)	CITROËN C8 (EA_, EB_) 2.0 HDi 135	03/06-							
Dieselmotor RHE (DW10CTED4), RHH (DW10CTED4) from Orga-no. 13014	1997	4	120 kW (163 PS)	CITROËN C8 (EA_, EB_) 2.0 HDi 165	03/06-							
Dieselmotor RHH (DW10CTED4) from Orga-no. 13014	1997	4	120 kW (163 PS)	C4 Picasso 2.0 HDi	07/09-							
Dieselmotor RHH (DW10CTED4) from Orga-no. 13014	1997	4	120 kW (163 PS)	CITROËN DS5 2.0 HDi 165	11/11-							
Dieselmotor RHH (DW10CTED4) from Orga-no. 13014	1997	4	120 kW (163 PS)	CITROËN JUMPY 2.0 HDi 165	07/10-							
Dieselmotor 4HL (DW12C)	2179	4	150 kW (204 PS)	CITROËN C5 III (RD_) 2.2 HDi 200	07/10-	85,000	2,50 2,00 2,00	916 CKS 911 IF U 947 EX NIT S		8937680000	1	STD
Dieselmotor 4HN (DW12MTED4) from Orga-no. 12166	2179	4	115 kW (156 PS)	CITROËN C-CROSSER (EP_) 2.2 HDi	02/07-							
Dieselmotor AHY (DW10CE) till Orga-No. 13013	1997	4	72 kW (98 PS)	JUMPY 2.0 HDi 95	07/11-							
Dieselmotor AHZ (DW10CD) till Orga-No. 13013	1997	4	94 kW (128 PS)	JUMPY 2.0 HDi 125	07/11-							
Dieselmotor DW10CB till Orga-no. 13013	1997	4	100 kW (136 PS)	CITROËN DS5 2.0 HDi 135	11/11-							
Dieselmotor RHH (DW10CTED4) till Orga-No. 13013	1997	4	120 kW (163 PS)	JUMPY 2.0 HDi 165	07/10-							
Dieselmotor XUD 11 ATE	2088	4	80 kW (109 PS)	XM D 12 Turbo, 91-		85,000	3,00 2,00 3,00	914 CR 911 FE 947 EX CR		8937300000	1	STD
Dieselmotor XUD 11 BTE, XUD 11 ATE/L	2088	4	80 kW (109 PS)	XM, Xantia	07/95-							
Dieselmotor 4HN (DW12MTED4) till Orga-no. 11612	2179	4	115 kW (156 PS)	CITROËN C-CROSSER (EP_) 2.2 HDi	02/07-	85,000	3,50 2,00 3,00	916 CKS 911 IF U 947 EX CR		8937660000 5000	1	STD 0,50
Dieselmotor 4HT (DW12BTED4)	2179	4	125 kW (170 PS)	CITROËN C5 III (RD_) 2.2 HDi	02/08-							
Dieselmotor RHH (DW10CTED4) till Orga-no. 12132	1997	4	120 kW (163 PS)	C4 Picasso	09/10-	85,000	3,50 2,00 3,00	916 CKS 911 IF U 947 EX NIT S		8937670000	1	STD
Dieselmotor RHH (DW10CTED4) till Orga-no. 12132	1997	4	120 kW (163 PS)	C5 III 2.0 HDi 165	04/09-							
Motor EW 12 J4	2230	4	116 kW 158 PS	C8	02 -	86,000	1,20 1,50 2,50	910 CR S 931 P 777 CR S		8911450000	1	STD
Motor XU 10 J 4 RS	1998	4	123 kW (167 PS)	Xsara 2.0, 16V VTS, Xantia 2.0i 16V SX, Evasion 2.0i 16V X	98-	86,000	1,50 1,50 3,00	910 IF CR S 931 P 777 CR S		8937450000	1	STD
Motor XU 10 2 C, XU 10 J 2, XU 10 J 4 + R	1998	4	84 - 114 kW (114 - 155 PS)	Evasion, Jumper, Xantia, Xsara, XM, ZX	94-	86,000	1,50 1,75 3,00	910 IF CR S 931 FE 777 CR S		8937310000	1	STD
Motor M 20-615/30 N	1985	4	75 kW (102 PS)	CX 2000, Break, Normale, Super, Pallas, Confort		86,000	1,75 2,00 4,00	910 IF CR S 931 FE 777 CR S		8911170000	1	STD
Motor C 35	1985	4		ID 19 F, DS 19 A, ID 20, DS 20, D-Super, D-special		86,000	2,00 2,00 5,00	910 CR S 931 FE 947 EX FE		8911330000	1	STD
Dieselmotor XUD 11 A	2138	4	61 kW (83 PS)	XM D 12	90-	86,000	2,50 2,00 3,00	910 IF CR 911 FE 947 EX CR		8937320000	1	STD









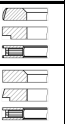



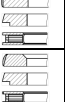
	ccm											
Motor 159 A 3.000	1580	4	58 kW 79 PS	Junpy	95 -	86,400	1,50 2,00 3,94	910 IF CR S 931 P 777 CR S		8920450000	1	STD
Motor ES9J4	2946	6	152 kW (207 PS)	Xantia 2.9 24V		87,000	1,50 1,50 3,00	910 IF CR S 931 P 777 NIT S		8937500000	1	STD
Motor XN 1 T	1971	4	56,5 kW (78 PS)	C 25	81-94	88,000	1,50 2,00 4,00	910 IF CR S 911 FE 777 CR S		8937070000	1	STD
Motor 829.A5, J 6 RA	1995	4	75/78 kW (102/106 PS)	CX	79-91	88,000	1,75 2,00	910 IF CR S 931 P		8911340000	1	STD
Motor J 6 TA	2165	4	84,5 kW (115 PS)	CX 22	85-91		4,00	777 CR S				
Motor M 22-617/33 N	2175	4	81/88,5 kW (110/120 PS)	CX 2200	74-76	90,000	2,00 2,00 5,00	910 CR S 930 FE 777 CR S		8911140000	1	STD
Dieselmotor B 22/615	2175	4	46 kW (62 PS)	C 35	74-	90,000	2,00	910 CR S		8911180000	1	STD
Dieselmotor M 22/621	2175	4	48,5 kW (66 PS)	CX 2200	74-78		2,00 4,00	930 FE 947 EX CR				
Dieselmotor DJ5	2446	4	63 kW 86 PS	Jumper 2.5D	94 -	92,000	2,25 2,00 3,00	910 CR 931 P 947 EX CR		8937470000	1	STD
Dieselmotor DK 5 ATE, T 8 A, THZ, THY	2446	4	76 - 96 kW 103 - 130 PS	Jumper, XM, VSX	94 -	92,000	3,00 1,75 3,50	914 CR 911 P 947 EX CR		8937400000 5000	1	STD 0,50
Dieselmotor			95 kW (107 PS)	Jumper 2.5TD		92,000	3,50	916 CR		8937480000	1	STD
Dieselmotor DJ5T			96 kW (130 PS)	Relay TD			2,00	931 P				
Dieselmotor DJ5TED	2446	4	95 kW (129 PS)				3,00	947 EX CR				
Dieselmotor DJ 5TED, THX	2446	4	79 kW 107 PS	Jumper	94 -	92,000	3,50 2,00 3,50	916 CR 931 P 947 EX CR		8937530000 5000	1	STD 0,50
Motor ZPJ, ZPJ4		6		XM 30, XM V6.24 Pallas		93,000	1,50 1,75 3,50	910 IF CR S 931 FE 777 CR S		8937370000	1	STD
Dieselmotor M 25.629	2499	4	55 kW (75 PS)	CX 2500 Diesel, Pallas, Confort, Familiale, Super Break, Reflex,		93,000	2,00 2,00 4,00	910 CR S 930 FE 777 CR S		8911260000	1	STD
Dieselmotor M 25/659	2500	4	101,5 kW (138 PS)	CX 25 Prestige, GTI, Pallas IE		93,000	2,00 2,00 3,50	910 CR S 930 FE 777 CR S		8911350000	1	STD
Dieselmotor U 25.661	2499	4	55 kW 75 PS	C 25	81 - 87	93,000	2,00 2,00 4,00	910 CR S 911 P 947 EX CR		8937410000 5000	1	STD 0,50
Dieselmotor B 25, M 25, U 25, CRD 93, M 22	2499	4	51 - 55 kW (70 - 75 PS)	CX, C 25, C 35, C 40, C 45,	78-94	93,000	2,50 2,00 4,00	910 CR 911 P 947 EX CR		8937350000	1	STD
Dieselmotor M22/629	2500	4	55 kW (75 PS)	CX 2500		93,000	3,00 2,00 4,00	914 CR 911 P 947 EX CR		8911410000	1	STD
Motor	2347	4	84,5/ 95,5 kW (115/130 PS)	DS 23, DS 23 inj., CX 2400, Prestige, Super, Pallas, Break, Familiale, Reflex		93,500	2,00 2,00 4,00	910 CR 930 FE 947 EX FE		8911190000	1	STD
Dieselmotor XD 3 P	2498	4	51,5 - 56 kW 70 - 76 PS	SXD	85 -	94,000	2,00 2,00 4,00	910 CR S 930 FE 947 EX CR		8937140000 4000 6000 1000	1	STD 0,40 0,60 1,00
Dieselmotor 8140 43 S. 125 TCA	2798	4	90 kW 122 PS	Jumper	97 -	94,400	2,50 2,00 2,50	914 CR 931 P 947 EX NIT S		8920910000 4000 6000	1	STD 0,40 0,60
Dieselmotor 8140.63	2798	4	64 kW 87 PS	Jumper TD	99 -	94,400	3,00 2,00 2,50	914 CR 931 P 947 EX NIT S		8920920000 4000 6000	1	STD 0,40 0,60
Dieselmotor F1CE0481D (F30DT)	2999	4	116 kW (157 PS)	JUMPER 3.0 HdI 160	09/06-	95,800	2,50	914 CKS		8920070000	1	STD
Dieselmotor F1CE3481N	2999	4	107 kW (146 PS)	JUMPER 3.0 HdI 145	07/10-		2,00 2,50	911 FE 947 EX NIT S		4000		STD 0,40



CUMMINS

Globally reliable

	ccm											
Aircompressor				Aircompressor		70,000	1,50 1,50 3,00	911 FE 911 FE 948 FE		8954350000	1	STD
Dieselmotor 3B2.9	2900	3		BN 25, CD 85, CN 96		102,000	2,38 2,38 4,00	910 CR P 911 IF P 947 EX CR		8908050000	1	STD
Dieselmotor 4B3.9, 4-390	3900	4										
Dieselmotor 6B5.9, 6-590	5900	6										
Dieselmotor ISB 6BT5.9, 6T-590, 6BTA5.9	5900	6		Dodge RAM	99 - 02	102,000	3,00 2,38 4,00	914 CR 911 IF P 947 EX CR		8908030000	1	STD
Dieselmotor 3BT2.9	2900	3		BN 25, CD 85, CN 96								
Dieselmotor 4BT3.9, 4T-390, 4BTA3.9	3900	4										
Dieselmotor 6 CT 8.3	8267	6		Bus + Truck		114,000	3,50 3,00 4,00	914 IW CR 917 IWU P 947 EX NIT S		8908060000	1	STD
Dieselmotor 6 CT	8267	6		Bus + Truck		114,000	3,50 3,00 4,00	914 IW CR 911 IF U P 947 EX NIT S		8908070000	1	STD


















	ccm											
Motor 688-09	1108	4	40 kW	1210	65 -	70,000	1,75 2,00 3,50	910 IF CR S 930 FE 777 CR S		8938060000	1	STD
Motor H4B.400	898	3	66 kW (90 PS)	LOGAN II TCe 90, LOGAN MCV II TCe 90, SANDERO II TCe 90	10/12-	72.200	1,20 1,50 2,00	910 IF NIT S PVD 931 CR 777 NIT S PVD		8938200000 5000	1	STD 0,50
Motor H5F.402	1197	4	85 kW (115 PS)	DOKKER 1.2 TCe, DOKKER Express 1.2 TCe 115, LODGY 1.2 TCe	03/12-							
Motor H5F.404	1197	4	92 kW (125 PS)	DUSTER 1.2 TCe 125 4x4	06/15-							
Motor 810/25/26/29/03	1289	4	27 - 44 kW 37 - 60 PS	1300, 1310	70 -	73,000	1,75 2,00 4,00	910 CR S 911 FE 777 CR S		8938070000	1	STD
Motor C1J	1397	4	50 kW	1410	70 -	76,000	1,75 2,00 4,00	910 IF CR S 931 FE 777 CR S		8938090000	1	STD
Dieselmotor K9K.612	1461	4	55 kW (75 PS)	DOKKER 1.5 dCi	11/12-	76,000	2,00 2,00 2,50	910 IF CKS 911 IF U P 947 EX NIT S		8938130000 5000	1	STD 0,50
Dieselmotor K9K.612	1461	4	55 kW (75 PS)	DOKKER Express 1.5 dCi	12/12-							
Dieselmotor K9K.612	1461	4	66 kW (90 PS)	LOGAN II 1.5 dCi	10/12-							
Dieselmotor K9K.612	1461	4	55 kW (75 PS)	LOGAN MCV II 1.5 dCi	02/13-							
Dieselmotor K9K.612	1461	4	66 kW (90 PS)	LOGAN MCV II 1.5 dCi	02/13-							
Dieselmotor K9K.612	1461	4	55 kW (75 PS)	SANDERO II 1.5 dCi	10/12-							
Dieselmotor K9K.612	1461	4	66 kW (90 PS)	SANDERO II 1.5 dCi	10/12-							
Dieselmotor K9K.790	1461	4	48 kW (65 PS)	LOGAN (LS_) 1.5 dCi (LS0J, LS0Y)	09/05-							
Dieselmotor K9K.792	1461	4	50 kW (68 PS)	LOGAN (LS_) 1.5 dCi (LS0K)	01/06-							
Dieselmotor K9K.792	1461	4	50 kW (68 PS)	LOGAN EXPRESS (FS_) 1.5 dCi (FS0K)	03/09-							
Dieselmotor K9K.792	1461	4	50 kW (68 PS)	LOGAN MCV (KS_) 1.5 dCi (KS0K)	02/07-							
Dieselmotor K9K.792	1461	4	50 kW (68 PS)	LOGAN Pick-up (US_) 1.5 dCi (US0K)	03/08-							
Dieselmotor K9K.792	1461	4	50 kW (68 PS)	SANDERO 1.5 dCi	11/08-							
Dieselmotor K9K.796	1461	4	63 kW (86 PS)	DUSTER 1.5 dCi	04/10-							
Dieselmotor K9K.796	1461	4	63 kW (86 PS)	LOGAN (LS_) 1.5 dCi (LS0W)	09/07-							
Dieselmotor K9K.796	1461	4	63 kW (86 PS)	LOGAN EXPRESS (FS_) 1.5 dCi (FS0W)	03/09-							
Dieselmotor K9K.796	1461	4	63 kW (86 PS)	LOGAN MCV (KS_) 1.5 dCi (KS0W)	09/07-							
Dieselmotor K9K.796	1461	4	63 kW (86 PS)	LOGAN Pick-up (US_) 1.5 dCi (US0W)	03/08-							
Dieselmotor K9K.796	1461	4	63 kW (86 PS)	SANDERO 1.5 dCi	11/08-							
Motor K4 M K 4 J	1598	4	79 kW 107 PS	Logan 1.6 16V + LPG	06-	79,500	1,20 1,50 2,50	910 CR S 931 P 777 NIT S		8938420000	1	STD
Motor K 7 J	1390	4	55 kW 75 PS	Logan 1,4 MPI EURO 4, Sandero 1.4 + LPG	05 -	79,500	1,50 1,50 2,50	910 IF CR S 931 P 777 CR S		8938410000	1	STD
Motor K 7 M K 4 M	1598	4	64 - 79 kW 87 - 107 PS	Logan 1,6 MPI EURO 4, Sandero 1.6 + LPG	05-							



DAEWOO - CHEVROLET (GM)

Globally reliable

	ccm										
Motor 3EA	800	3					68,500 1,20 1,20 2,50 910 IF CR S 911 P 777 CR S		7914000000 5000	3	STD 0,50
Motor 4EA B10S	995	4	49 kW - 67 PS	Tico, Matiz	06 - 07		68,500 1,20 1,20 2,50 910 CR S IF 911 FE 777 CR S		8914020000 5000	1	STD 0,50
Motor LQ5	1150	4	53 kW (72 PS)	AVEO Stufenheck (T250, T255) 1.2	03/06-12/07						
Motor 3EA, YES, F6B, F8C	796	3	38 kW (52 PS)	Matiz, Tico, Cielo	98 - 02		68,500 1,20 1,50 1,50 2,80 910 NIT S 911 FE 777 NIT S		8914010000 5000	1	STD 0,50
Dieselmotor LDV	1248	4	55 kW (75 PS)	AVEO Schrägheck (T300) 1.3 D	07/11-		69,600 1,50 1,50 2,00 910 CKS 911 P 947 EX NIT S		8920190000 4000 6000	1	STD 0,40 0,60
Dieselmotor LDV	1248	4	55 kW (75 PS)	AVEO Stufenheck (T300) 1.3 D	07/11-						
Dieselmotor LSF	1248	4	70 kW (95 PS)	AVEO Schrägheck (T300) 1.3 D	07/11-						
Dieselmotor LSF	1248	4	70 kW (95 PS)	AVEO Stufenheck (T300) 1.3 D	07/11-						
Motor LMU	1206	4	55 kW - 62 kW (75-84 PS)	AVEO 1.2, SPARK 1.2 LPG, SPARK 1.2	01/08-		69,700 1,20 1,20 2,00 910 IF CR S 911 P 777 CR S		7914090000 2500 5000	4	STD 0,25 0,50
Motor A14NET	1364	4	103 kW (140 PS)	CRUZE (J300) 1.4	09/10-		72,500 1,20 1,20 2,00 910 IF NIT S 931 P 777 NIT S		8935100000	1	STD
Motor A14NET / B14NET	1364	4	103 kW (140 PS)	TRAX 1.4 LPG	04/13-						
Motor LUJ	1364	4	103 kW (140 PS)	AVEO Schrägheck (T300) 1.4 Turbo	08/13-						
Motor LUJ	1364	4	103 kW (140 PS)	CRUZE Schrägheck (J305) 1.4	06/12-						
Motor LUJ	1364	4	103 kW (140 PS)	CRUZE Station Wagon (J308) 1.4	08/12-						
Motor LUJ	1364	4	103 kW (140 PS)	ORLANDO (J309) 1.4	06/12-						
Motor LUJ	1364	4	103 kW (140 PS)	TRAX 1.4	12/12-						
Motor LUJ	1364	4	103 kW (140 PS)	TRAX 1.4 AWD	12/12-						
Motor 1.4L S-TEC III L4 16V DOHC	1390	4	76 kW (103 PS)	Chevrolet Sail 1.4 16V	01/10-		73,800 1,20 1,20 2,00 910 IF NIT S 931 P 777 NIT S		7914100000 2500 5000	4	STD 0,25 0,50
Motor 1,5 ltr.	1498	4		AVEO 1,5 ltr.			76,500 1,50 1,50 2,00 910 CR P S 931 FE 777 CR S		7914050000 5000	4	STD 0,50
Motor A13DM	1349	4					76,500 1,50 1,50 3,00 910 IF CR S 931 FE 777 CR S		8935480000 2500 5000 7500 1000	1	STD 0,25 0,50 0,75 1,00
Motor A14DM	1498	4	61 - 66 kW 70 - 90 PS	LeMans, Lanos, Espero, Cielo, Nubira, Nexia, Racer 1.5i	97 - 01						
Motor A15DM	1498	4	51 - 66 kW 70 - 90 PS	Lanos, Espero, Cielo, Nubira, LeMans, Nexia, Racer 1.5i							
Motor A15MF	1498	4									
Motor NP960, DG 76, A15MF	1498	4									
Motor 4 NB D MT 5 HB D AT + MT	1399	4	69 kW 94 PS	Kalos 1.4, Lacetti 1.4, Aveo 1.4			77,900 1,20 1,50 2,50 910 CR S 930 FE 777 CR S		8914030000	1	STD
Motor LPG 1.6, C16LZ2 A16DM, A16MF	1598	4	55 kW - 75 PS	Lanos, Nubira, Espero, Racer 1.6i			79,000 1,20 1,50 3,00 910 CR S 931 P 777 CR S		8935380000 5000 1000	1	STD 0,50 1,00
Motor	1598	4	80 kW - 109 PS	Lacetti 1.6, Rezzo 1.6			79,000 1,20 1,50 2,50 910 CR S 931 P 777 CR S		8935510000 5000 1000	1	STD 0,50 1,00
Motor T18SED	1800	4		Excelle 1.8, 3BOX RV			80,500 1,20 1,20 2,00 910 IF NIT S 931 P 777 CR S		7914080000 5000	4	STD 0,50
Motor	1796	4	89 kW 121 PS	Lacetti 1.8, Viva 1.8			80,500 1,20 1,20 2,00 910 NIT S IF 931 P 777 NIT S		8935490000 2500 5000 7500 1000	1	STD 0,25 0,50 0,75 1,00
Motor E-TEC II 1.4	1398	1		Opra			81,600 1,20 1,50 3,00 910 NIT S IF 931 FE 777 CR S		8921590000	1	STD
Motor E-TEC II	1799	4	85 kW 115 PS	Nubira	2003...		81,600 1,50 1,50 3,00 910 IF CR S 931 FE 777 CR S		8935410000 5000	1	STD 0,50
Motor 1.8 E-TEC II	1799	4	90 kW 122 PS	Tosca, Epica, Lacetti	2006 -		82,000 1,20 1,20 2,00 910 NIT S 931 FE 777 NIT S		7914060000	4	STD
















	ccm											
Dieselmotor LBS	1956	4	118 kW (160 PS)	MALIBU (V300) 2.0 D	04/12-	83,000	1,50 1,50 2,00	910 CDS P 931 ES P 947 EX NIT S		8935090000 5000	1	STD 0,50
Dieselmotor	1991	4	89 - 121 kW 110 - 150 PS	Lacetti, Captiva, Nubira, Espero 2.0 Diesel	06 - 11	83,000	2,00 2,00 2,00	910 NIT S 931 FE 947 EX NIT		8914040000	1	STD
Motor C18LE	1796	4	66 - 70 kW 90 - 95 PS	Espero 1.8i, Leganza 1.8i	94...02	84,800	1,50 1,50 3,00	910 IF CR S 931 FE 777 CR S		8935340000 5000 1000	1	STD 0,50 1,00
Motor C 22 SED X 22S E	2198	4	100 - 105 kW 136 - 143 PS	Leganza 2.2i	98 -	86,000	1,50 1,50 3,00	910 IF CR S 931 P 777 CR S		8935350000 5000 1000	1	STD 0,50 1,00
Motor D-TEC, LPG 2.0, C20NE, C20SE	1998	4	85 kW 116 PS	Prince, Nubira, Espero 2.0i, Rezzo 2.0	93 - 94							
Dieselmotor OM 601 D 23	2299	4	58 - 60 kW 79 - 82 PS	Korando Musso	93 -	89,000	2,50 2,00	910 IF CR 931 FE		8910590000 5000	1	STD 0,50
Dieselmotor OM 602 D 29	2874	5	70 kW 95 PS	Korando Musso	90 -		3,00	947 EX CR		7000		0,70
Dieselmotor OM 602 DE 29 LA	2874	5	95 kW 129 PS	Korando	96 - 00							



DAF

Globally reliable


















	ccm												
Dieselmotor DJ 5 T	2446	4	76 - 96 kW 103 - 130 PS	LDV, 400	96 -	92,000	3,00 1,75 3,50	914 CR 911 P 947 EX CR		8937400000 5000	1	STD 0,50	
Dieselmotor XD 3 P	2498	4	51,5-56 kW (70-76 PS)	Serie 400EN		94,000	2,00 2,00 4,00	910 CR S 930 FE 947 EX CR		8937140000 4000 6000 1000	1	STD 0,40 0,60 1,00	
Dieselmotor XD 3 T	2498	4	71 kW (96 PS)	Serie 400ET	89 -	94,000	3,00 2,00 4,00	914 CR 911 FE 947 EX CR		8937180000 4000 6000	1	STD 0,40 0,60	
Dieselmotor 400 D	2500	4		BN 25, CD 85, CD 96	89 -	102,000	2,38 2,38	910 CR P 911 IF P		8908050000	1	STD	
Dieselmotor CD 85, CN 95, CT 97 L	5880	6	86 - 97 kW 115 - 132 PS	CD 85, DN 96	88 -		4,00	947 EX CR					
Dieselmotor CT 108 L	5880	6	95 - 120 kW (130 - 163 PS)	45.150	91 -	102,000	3,00 2,39 4,00	914 CR 911 P 947 EX CR		8913140000	1	STD	
Dieselmotor DF 615, DT 615, DTD 615	6170	6	45-123,5 kW (61-168 PS)	Serie 900, 1000, 1200, 1400, 1600	66-83	104,175	2,50 2,50 2,50	910 CR P 911 P 911 P		8913100000	1	STD	
Dieselmotor DT 615, DTD 615	6170	6	57-123,5 kW (77,5- 168 PS)	A 1600 DF/DT/FT, 1200 FA/FT, 1400 FA/FT, DSD, 1500, 1600, 1690, 1700	66-78		6,00 6,00	946 EX P 946 P					
Dieselmotor DNS 620	6239	6	156 kW (212 PS)	Baureihe 1900	87-12/90	104,175	3,00 2,50	914 CR 911 P		8913110000	1	STD	
Dieselmotor DNT 620, DN 620	6239	6	116/132 kW (158/180 PS)	Serie 1100, 1300, 1700	86-12/90		4,00	947 EX CR					
Dieselmotor DNT 620, NT 133	6239	6	132 kW (180 PS)	FA 1300, FA 1700, NT	90-93								
Dieselmotor DH825	8250	6	115-184 kW (156-250 PS)	1602, 2000, 2005, 2100, 2105, 2205, 2525, 2300 2305 2500 2505		118,000	3,00 3,00 3,00 6,00	910 CR 911 P 911 P 947 EX CR		8913020000	1	STD	
Dieselmotor 825- - DHB, DU, DHDT, DHS, DHT, DHU, DH,	8250	6	71 - 184 kW 96,5 - 250 PS	FA, FAR, FT, FTT, 2000, 2005, 2100, 2105, 2200, 2300, 2305, 2505, 2525	71-	118,000	3,50 3,00 3,00 6,00	914 CR 911 P 911 P 947 EX CR		8913030000	1	STD	
Dieselmotor PF 183M, PF 212M, PF 235M	9186	6	183 - 235 kW 249 - 320 PS	F75-CF250, F75-CF290, F75-CF320	98 -	118,000	3,50 3,00 4,00	914 CR 911 P 947 EX CR		8913130000	1	STD	
Dieselmotor RS 180, 200, 222,	8650	6	222 kW (302 PS)	FA 75.300	92-96								














	ccm											
Dieselmotor DK/DKB 1160	11630	6	156 kW (212 PS)	DK 360/464/475, ATE 2400, FA 2600, FT 2600, DKB 325/360/390/ 392/447/450/ 460/475/500/, 540, FAT 2605 Marinemotor Industriemotor	69-	130.000	3,16 3,16 3,16 6,33	916 CR 911 FE 911 FE 947 EX CR		8913040000	1	STD
Dieselmotor DKA/DKL/DKDL 1160	11630	6	97-169 kW (132-230 PS)	DKA 280/310/ 350/360/475, ATE 2400, MB 200, SB 201								
Dieselmotor DKB 1160 DK - Serie	11630	6	205 - 315 kW (279 - 428 PS)	Baureihe 2600 2605 DKS 325/340/ 360/380/390/ 450/475/500/ 540, FA/FAR/FAT/ FT 2800 FA/FAT/ FT 2805 Ati FAR/ FTR 3300, FA/FT/ FAG 3305 FAD/FAT/ FTT/ FTG 3325 Marine engine Industrial engine	72-76							
Dieselmotor DKSE/DKS/DKV/ DKVL/DKSB/DKFL/ DKXE/DKCL/DHS/ DKZ 1160	11630	6	139-260 kW (189-354 PS)	DKS 325/340/	73-							
Dieselmotor DKT/DKTD/ DKTL 1160	11630	6	185- 198,5 kW (252-270 PS)	DKTD, 325/360/380/ 390/392/447/ 450/475/500/ 540, FAS 2200, FA/FAS/FT/ FTT 2600, F/FAS/FAT 2605 FA/FAR/FAS/FAT/FTR/ FTT 2805	73-86							
Dieselmotor DKX/DKXE/DKZ/ATI/ DKSE 1160	11630	6	212/260/ 274 kW (288/354/ 373 PS)	Baureihe ATI 3300/3305/ 3325/3603/, 3605/3625	84-							
Dieselmotor LT Euro 1	11620	6	160/195 kW (218/265 PS)	Bus	92-							
Dieselmotor 1160	11630	6	230-260 kW (312-354 PS)	325, 360, 475, 2400, 200, 201		130.000	3,16 3,16 3,16 6,33	910 CR 911 FE 911 FE 947 EX CR		8913050000	1	STD
Dieselmotor 1160 ATI	11630	6	212-274 kW (288-373 PS)	ATI-Baureihe		130.000	3,16 3,16 6,33	916 CR 911 FE 947 EX CR		8913060000	1	STD
Dieselmotor 1160 WS	11630	6	225-282 kW (306-383 PS)	95.310, 95.350, 95.380		130.000	4,00 3,16 4,00	916 CR 911 FE 947 EX CR		8913070000	1	STD



DAF

Globally reliable

	ccm											
Dieselmotor WD 259	11622	6	259 kW (352 PS)	FA/FAR/FAT/FT 95.350	88-91	130.000	4,00	916 CR		8913120000	1	STD
Dieselmotor WS 225	11622	6	225 kW (306 PS)	FA/FT 95.310, ATi	88-91		3,16 4,00	911 CR 947 EX CR	 			
Dieselmotor WS 242 Euro 2	11630	6	242 kW (329 PS)	FA 85.330	09/94-							
Dieselmotor WS 242 G	11622	6	242 kW (329 PS)	FA 95.330	91-93							
Dieselmotor WS 242 L Euro 1	11622	6	242 kW (329 PS)	FA 85.330	93-							
Dieselmotor WS 268 Euro 2	11630	6	268 kW (364 PS)	FA 85.360, FA/FAR/FAT 95.360	09/94-							
Dieselmotor WS 268 G	11622	6	268 kW (364 PS)	FA/FAD/FAR/FAT 95.360	91-93							
Dieselmotor WS 268 L Euro 1	11622	6	268 kW (364 PS)	FA 85.360, FA/FAR/FAT 95.360	93-							
Dieselmotor WS 282	11622	6	282 kW (383 PS)	FA/FAR/FAS/FAT/FT/FTG/F FTT 95.380, Ati	88-91							
Dieselmotor WS 295 Euro 2	11627	6	295 kW (401 PS)	FA/FAR/FAS/FAT 95.400	09/94-							
Dieselmotor WS 295 G	11627	6	295 kW (401 PS)	FA/FAD/FAR/FAS/FAT 95.400	91-93							
Dieselmotor WS 295 L Euro 1	11622	6	295 kW (401 PS)	FA/FAR/FAS/FAT 95.400	93-							
Dieselmotor WS 315	11627	6	260-315 kW (354-428 PS)	Marine engine	90-							
Dieselmotor WS 315 Euro 2	11630	6	315 kW (428 PS)	FA/FAD/FAR/FAS/FAT/, FT 95.430	09/94-							
Dieselmotor WS 315 L Euro 1	11622	6	315 kW (428 PS)	FA/FAD/FAR/FAS/FAT/, FT 95.430								
Dieselmotor MX265 MX300 MX340 MX375	12900	6	265 - 375 kW 360 - 510 PS	XF105		130.000	4,00 3,16 4,00	914 IF CR 911 IF U CR 947 EX NIT S	  	8913150000	1	STD



























	ccm												
Dieselmotor MX 300	12900	6	300 kW (408 PS)	CF 85 FTT 85.410 CF 85 FTR 85.410, FTS 85.410, FTP 85.410 CF 85 FTG 85.410 CF 85 FT 85.410 CF 85 FAT 85.410 CF 85 FAR 85.410, FAS 85.410 CF 85 FAR 85.410 CF 85 FAN 85.410 CF 85 FAG 85.410, FAN 85.410 CF 85 FAD 85.410 CF 85 FAC 85.410, FAX 85.410 CF 85 FA 85.410	10/05-	130,000	4,00 3,16 4,00	914 IF CKS 911 NIT 947 EX CR	 	8913160000	1	STD	
Dieselmotor MX 300	12900	6	300 kW (408 PS)	XF 105 FTT 105.410 XF 105 FTS 105.410, FTR 105.410, FTG 105.410 XF 105 FTP 105.410 XF 105 FTM 105.410 XF 105 FT 105.410 XF 105 FAT 105.410 XF 105 FAS 105.410, FAR 105.410, FAN 105.410 XF 105 FAR 105.410 XF 105 FAK 105.410 XF 105 FAD 105.410 XF 105 FA 105.410	10/05-								
Dieselmotor MX 340	12900	6	340 kW (462 PS)	CF 85 FTT 85.460 CF 85 FTR 85.460, FTS 85.460, FTP 85.460 CF 85 FTG 85.460 CF 85 FT 85.460 CF 85 FAT 85.460 CF 85 FAR 85.460, FAS 85.460 CF 85 FAR 85.460 CF 85 FAN 85.460 CF 85 FAG 85.460, FAN 85.460 CF 85 FAD 85.460 CF 85 FAC 85.460, FAX 85.460 CF 85 FA 85.460	10/05-								
Dieselmotor MX 340	12900	6	340 kW (462 PS)	XF 105 FTT 105.460 XF 105 FTS 105.460, FTR 105.460, FTG 105.460 XF 105 FTP 105.460 XF 105 FTM 105.460 XF 105 FT 105.460 XF 105 FAT 105.460 XF 105 FAS 105.460, FAR 105.460, FAN 105.460 XF 105 FAR 105.460 XF 105 FAK 105.460 XF 105 FAD 105.460 XF 105 FA 105.460	10/05-								
Dieselmotor MX 375	12900	6	375 kW (510 PS)	CF 85 FTT 85.510 CF 85 FTR 85.510, FTS 85.510, FTP 85.510 CF 85 FTG 85.510 CF 85 FT 85.510 CF 85 FAT 85.510 CF 85 FAR 85.510, FAS 85.510 CF 85 FAR 85.510 CF 85 FAG 85.510, FAN 85.510 CF 85 FAD 85.510 CF 85 FAC 85.510, FAX 85.510 CF 85 FA 85.510	10/05-								
Dieselmotor MX 375	12900	6	375 kW (510 PS)	XF 105 FTT 105.510 XF 105 FTS 105.510, FTR 105.510, FTG 105.510 XF 105 FTP 105.510 XF 105 FTM 105.510 XF 105 FT 105.510 XF 105 FAT 105.510 XF 105 FAS 105.510, FAR 105.510, FAN 105.510 XF 105 FAR 105.510 XF 105 FAK 105.510 XF 105 FAD 105.510 XF 105 FA 105.510	10/05-								



DAIHATSU

Globally reliable

	ccm											
EB Gasoline	547	3		Mira		62,000	1,20 1,50 2,80	910 IF CR S 911 P 777 NIT S		7970070000 2500 5000	3	STD 0,25 0,50
EB Gasoline	547	3		Mira		62,000	1,20 1,50 2,80	910 CR S 911 IW P 777 NIT S		7970280000 2500 5000	3	STD 0,25 0,50
Motor KF-VE3	658	3		Mira, Move,Esse		63,000	1,00 1,00 1,50	910 IF CR S 931 FE S 777 CR S		7970020000 5000	3	STD 0,50
Motor KF-VE	658	3	43 kW (58 PS)	Pixis		63,000	1,00 1,20 2,00	910 IF CR S 931 FE 777 NIT S		7970010000 5000	3	STD 0,50
Motor KF-VE		3				63,000	1,00 1,20 2,00	910 CR S IF 931 FE 777 CR S		7970370000	3	STD
Motor ED-10	847	3	29 - 32 kW 40 - 44 PS	Mira Cuore		66,600	1,20 1,20 2,00	910 NIT S 931 FE 777 NIT S		7970390000	3	STD
ED 2 ED10 Gasoline	850	3		Kancil 850		66,600	1,20 1,50 2,80	910 NIT S 931 P 777 NIT S		7970290000 2500 5000	3	STD 0,25 0,50
EF-VD Gasoline	659	3		Mira		68,000	1,00 1,20 2,00	910 IF NIT S 931 CR 777 NIT S		7970320000 2500 5000	3	STD 0,25 0,50
EF Gasoline D40E	659	3		Mira		68,000	1,20 1,20 2,50	910 IF CR S 931 P 777 CR S		7970310000 2500 5000	3	STD 0,25 0,50
EF Gasoline D40E	659	3		Mira		68,000	1,20 1,50 2,80	910 IF CR S 931 ES P 777 CR S		7970240000 2500 5000	3	STD 0,25 0,50
D070 700G Gasoline		3				68,000	1,50 1,50 2,80	910 CR 911 P 777 CR S		7970300000 2500 5000	3	STD 0,25 0,50
CD Gasoline	850	3		G20L		70,000	1,50 1,50 2,80	910 CR S 911 P 777 NIT S		7970120000 2500 5000	3	STD 0,25 0,50
Motor 1 KR-FE	996	3	50 - 53 kW 67 - 71 PS	BOON, CUORE, SIRION	05 -	71,000	1,00 1,00 1,50	910 NIT S 911 FE 777 CR S		7996010000 5000	3	STD 0,50
Z738 AB Gasoline	547	2		Cuore L55 Fellow Max L40 Mira Cuore Wide Cab		71,600	1,50 1,50 2,80	910 CR 931 P 777 CR S		7970130000 2500 5000	2	STD 0,25 0,50
EJ Gasoline	989	3		Mira Gino Storia		72,000	1,20 1,20 2,50	910 IF CR S 931 P 777 CR S		7970350000 2500 5000	3	STD 0,25 0,50
Motor K3-VE	1298	4	64 kW 87 PS	Storia, Hi-Jet, Terios		72,000	1,20 1,20 2,00	910 CR S IF 931 FE 777 CR S		7970380000	4	STD
DO7 Gasoline		3				72,000	1,50 1,50 2,80	910 CR 911 P 777 CR S		7970340000 2500 5000	3	STD 0,25 0,50
HC Gasoline	1295	4		Charade G102S G112S		76,000	1,20 1,50 3,00	910 IF CR S 911 P 777 NIT S		7970260000 2500 5000	4	STD 0,25 0,50
HD Gasoline	1589	4		Ferosa Charade Rocky		76,000	1,20 1,50 3,00	910 IF CR S 911 P 777 NIT S		7970270000 2500 5000	4	STD 0,25 0,50
HD Gasoline	1589	4		Ferosa Charade Rocky		76,000	1,20 1,50 3,00	910 IF CR S 931 ES P 777 CR S		7970360000 2500 5000	4	STD 0,25 0,50
CB-32 CB-10 Gasoline	993	3		Charade G10		76,000	1,50 1,50 2,80	911 CR 911 P 777 CR S		7970160000 2500 5000	3	STD 0,25 0,50
CB90 S88 Gasoline	997	3		Charade		76,000	1,50 1,50 2,80	910 NIT S 911 CR 777 NIT S		7970250000 2500 5000	3	STD 0,25 0,50
CL 10 Diesel	993	3		Charade Diesel		76,000	2,00 1,50 3,00	913 4CR 911 4CR 947 EX CR		7970230000 2500 5000	3	STD 0,25 0,50
DG V20 F 50 Diesel	2530	4		Delta Taft Small.Bus.FSOV Truck (V23 24 25 26)		88,000	2,50 2,00 4,00	910 IF 4CR 911 CR 947 EX CR		7971050000 2500 5000	4	STD 0,25 0,50
DL Diesel	2765	4		Delta		92,000	2,50 2,00 4,00	910 4CR 911 CR P 947 EX CR		7971060000 2500 5000	4	STD 0,25 0,50
DL-T Diesel	2765	4		Taft Delta		92,000	2,50 2,00 4,00	913 CR S 911 CR P 947 EX NIT S		7971080000 2500 5000	4	STD 0,25 0,50













	ccm										
Motor M160.910 For Smart OE Q0019611V001000000 Code B01/B02/B03/B04/B05/B09	599	3	33 - 51 kW (45 - 70 PS)	Smart City-Coupe, Cabrio (450) 0.6	07/98-01/04	63,500	1,20 1,50 2,50	910 NIT S 911 FE 777 NIT S		8910810000 2500 5000	1 STD 0,25 0,50
Motor M160.910 For Smart OE Q0019611V001000000 Code B01/B02/B03/B04/B05/B09	599	3	33 - 51 kW (45 - 70 PS)	Smart City-Coupe, Cabrio (450) 0.6	07/98-01/04	63,500	1,20 1,50 2,50	910 NIT S 911 P 947 EX CR		8912780000 2500 5000	1 STD 0,25 0,50
Dieselmotor OM660.940/.950	799	3	30 - 40 kW (41 - 54 PS)	Smart Fortwo Cabrio, Coupe (450, 451) 0.8 CDI	01/04-	65,500	1,50 1,50 2,50	910 NIT S 911 NIT S 947 EX NIT S		8910960000	1 STD
Motor M160.921/.922 For Smart OE Q0019613V001000000 Code B10	698	3	51 - 55 kW (70 - 75 PS)	Smart Cabrio, City Coupe, Fortwo, Roadster (450, 452), 0.7	01/03-01/07	66,500	1,20 1,20 2,50	910 NIT S 911 NIT 777 NIT S		8912520000 2500 5000	1 STD 0,25 0,50
Motor M160.921/.922 For Smart OE Q0019613V001000000 Code B10	698	3	51 - 55 kW (70 - 75 PS)	Smart Cabrio, City-Coupe, Fortwo, Roadster (450, 452) 0.7	01/03-01/07	66,500	1,20 1,20 2,50	910 NIT S 911 NIT S 947 EX CR		8912800000 2500 5000	1 STD 0,25 0,50
Motor M160.920 For Smart OE Q0019612V001000000 Code B06/B07	698	3	37 - 60 kW (50 - 81 PS)	Smart Cabrio, City-Coupe, Fortwo, Roadster (450, 452) 0.7	01/03-01/07	66,500	1,20 1,50 2,50	910 CR S 911 P 777 CR S		8912510000 2500 5000	1 STD 0,25 0,50
Motor M160.920 For Smart OE Q0019612V001000000 Code B06/B07	698	3	37 - 60 kW (50 - 81 PS)	Smart Cabrio, City-Coupe, Fortwo, Roadster (450, 452) 0.7	01/03-01/07	66,500	1,20 1,50 2,50	910 NIT S 911 P 947 EX CR		8912790000 2500 5000	1 STD 0,25 0,50
Motor M132.910 Not for Model Year Code: 800/807/808/809	999	3	52 kW (71 PS)	Smart Fortwo Cabrio 1.0 (451.431)	01/07-	72,000	1,00 1,00 2,00	910 NIT S 931 P 777 NIT S		8912810000 2500 5000	1 STD 0,25 0,50
Motor M132.910 Not for Model Year Code: 800/807/808/809	999	3	52 kW (71 PS)	Smart Fortwo Coupe 1.0 (451.331, 451.380)	01/07-						
Motor M132.910 Not for Model Year Code: 800/807/808/809	999	3	45 kW (61 PS)	Smart Fortwo Coupe 1.0 (451.330, 451.334)	01/07-						
Motor M132.910 For Model Year Code: 800/807/808/809	999	3	52 kW (71 PS)	Smart Fortwo Cabrio 1.0 (451.431)	01/07 -	72,000	1,00 1,20 2,00	910 NIT S 931 P 777 NIT S		8912730000 2500 5000	1 STD 0,25 0,50
Motor M132.910 For Model Year Code: 800/807/808/809	999	3	45 kW (61 PS)	Smart Fortwo Coupe 1.0 (451.330, 451.334)	01/07-						
Motor M132.910 For Model Year Code: 800/807/808/809	999	3	52 kW (71 PS)	Smart Fortwo Coupe 1.0 (451.331, 451.380)	01/07-						
Motor M 281.910	898	3	66 kW (90 PS)	SMART FORFOUR (453) 0.9, SMART FORTWO (453) 0.9	09/14-	72,200	1,20 1,50 2,00	910 IF NIT S PVD 931 CR 777 NIT S PVD		8938200000 5000	1 STD 0,50
Motor M 281.920	999	3	52 kW (71 PS)	SMART FORTWO (453) 1.0, SMART FORFOUR (453) 1.0	07/14-						
Motor M 135.930	1332	4	70 kW (95 PS)	SMART FORFOUR (454) 1.3 (454.031)	01/04-06/06	75,000	1,20 0,80 2,00	910 NIT S 911 P 777 NIT S		8912660000	1 STD
Motor M 135.950	1499	4	80 kW (109 PS)	SMART FORFOUR (454) 1.5 (454.032)	01/04-06/06						
Motor M 135.950	1499	4	90 kW (122 PS)	SMART FORFOUR (454) 1.5 (454.032)	01/04-06/06						
Motor M134.911	1124	3	47 kW (64 PS)	Smart Forfour 1.1 (454.033)	02/05-06/06						
Dieselmotor OM 636	1767	4	23,5/25/ 31,5 kW (32/34/ 43 PS)	170, 180, L 319, O 319, L 405, L 406	51-61	75,000	2,00 2,00	910 IF CR S 911 FE		8910150000 5000	1 STD 0,50
Dieselmotor OM 636	1767	4	23,5/25/ 31,5 kW (32/34/ 43 PS)	Unimog 411.110, -118, -119, -120, U 30, U 32, U 34, 401, 402	51-61		2,00 5,00 5,00	931 FE 947 EX P 947 FS P			
Dieselmotor OM 636	1767	4	23,5/25/ 31,5 kW (32/34/ 43 PS)	170, 180, L 319, O 319, L 405, L 406	51-61	75,000	2,00 2,00	910 IF CR S 911 FE		8910340000 5000	1 STD 0,50
Dieselmotor OM 636	1767	4	23,5/25/ 31,5 kW (32/34/ 43 PS)	Unimog 411.110, -118, -119, -120, U 30, U 32, U 34	51-61		2,00 4,00	931 FE 947 EX FE		1000	1,00



DAIMLER-MERCEDES BENZ

Globally reliable

	ccm											
Dieselmotor OM 607.951	1461	4	66 kW (90 PS)	A-KLASSE (W176) A 160 CDI (176.011)	06/13-	76,000	2,00	910 IF CKS		8938130000	1	STD
Dieselmotor OM 607.951	1461	4	80 kW (109 PS)	A-KLASSE (W176) A 180 CDI (176.012)	06/12-		2,00 2,50	911 IF U P 947 EX NIT S		5000		0,50
Dieselmotor OM 607.951	1461	4	66 kW (90 PS)	B-KLASSE (W246) B 160 CDI (246.211)	05/13-							
Dieselmotor OM 607.951	1461	4	80 kW (109 PS)	B-KLASSE (W246) B 180 CDI (246.212)	02/13-							
Dieselmotor OM 607.951	1461	4	55 kW (75 PS)	CITAN Kasten (415) 108 CDI (415.601, 415.603)	11/12-							
Dieselmotor OM 607.951	1461	4	66 kW (90 PS)	CITAN Kasten (415) 109 CDI (415.601, 415.603, 415.605)	11/12-							
Dieselmotor OM 607.951	1461	4	81 kW (110 PS)	CITAN Kasten (415) 111 CDI (415.603, 415.605)	06/13-							
Dieselmotor OM 607.951	1461	4	55 kW (75 PS)	CITAN Kombi (415) 108 CDI (415.703)	11/12-							
Dieselmotor OM 607.951	1461	4	66 kW (90 PS)	CITAN Kombi (415) 109 CDI (415.703)	11/12-							
Dieselmotor OM 607.951	1461	4	81 kW (110 PS)	CITAN Kombi (415) 111 CDI (415.703)	06/13-							
Dieselmotor OM 607.951	1461	4	66 kW (90 PS)	CITAN Mixto (415) 109 CDI	11/12-							
Dieselmotor OM 607.951	1461	4	81 kW (110 PS)	CITAN Mixto (415) 111 CDI (415.601, 415.603, 415.605)	06/13-							
Dieselmotor OM 607.951	1461	4	80 kW (109 PS)	CLA Coupe (C117) CLA 180 CDI (117.312)	10/13-							
Dieselmotor OM 607.951	1461	4	80 kW (109 PS)	GLA-KLASSE (X156) GLA 180 CDI (156.912)	07/14-							
Aircompressor				Aircompressor		77,000	2,50 2,50 3,00 4,00	911 FE 911 FE 930 FE 947 EX FE		8910010000 1000	1	STD 1,00
Motor M 166. E 16.960	1598	4	75 kW (102 PS)	A 160, Vaneo	01 -	80,000	1,20	910 CR S		8910840000	1	STD
Motor M 166. E14.940	1397	4	60 kW (82 PS)	A 140	98 -		1,75 3,00	931 P 777 CR S		5000		0,50
Dieselmotor OM 668 DE 17 LA	1689	4	55 - 70 kW 75 - 95 PS	A 160, A 170, Vaneo CDI	01 -	80,000	2,00 2,00 3,00	910 CR S 911 IF P 947 EX CR		8910710000 5000 7500 1000	1	STD 0,50 0,75 1,00













	ccm											
Motor M 271.910	1597	4	115 kW (156 PS)	C-KLASSE (W204) C 180 Kompressor (204.044, 204.045), C-KLASSE Kombi (S204) C 180 Kompressor (204.245)	01/08-		82,000	1,20 910 NIT S 1,50 911 P 2,50 777 NIT S		8910980000	1	STD
Motor M 271.911	1597	4	95 kW (129 PS)	CLC-KLASSE (CL203) CLC 160 (203.731)	02/09-06/11							
Motor M 271.921	1796	4	90 kW (122 PS)	C-KLASSE Sportcoupe (CL203) C 160 Kompressor (203.730)	05/02-05/08							
Motor M 271.940	1796	4	120 kW (163 PS)	CLK (C209) 200 Kompressor (209.342), CLK Cabriolet (A209) CLK 200 Kompressor (209.442), C-KLASSE (W203) C 200 Kompressor (203.042), C-KLASSE Kombi (S203) C 200 Kompressor (203.242), C-KLASSE Sportcoupe (CL203) C 200 Kompressor (203.742)	05/02-03/10							
Motor M 271.941	1796	4	120 kW (163 PS)	E-KLASSE (W211) E 200 Kompressor (211.042), E-KLASSE Kombi (S211) E 200 T Kompressor (211.242), E-KLASSE (W211) E 200 NGT (211.041)	03/04-12/08							
Motor M 271.944	1796	4	120 kW (163 PS)	SLK (R171) 200 Kompressor (171.442)	03/04-02/11							
Motor M 271.946	1796	4	105 kW (143 PS)	C-KLASSE (W203) C 180 Kompressor (203.046), C-KLASSE Kombi (S203) C 180 Kompressor (203.246), C-KLASSE Sportcoupe (CL203) C 180 Kompressor (203.746), CLC-KLASSE (CL203) CLC 180 Kompressor (203.746)	05/02-06/11							
Motor M 271.948	1796	4	141 kW (192 PS)	C-KLASSE (W203) C 230 Kompressor (203.040), C-KLASSE Kombi (S203) C 230 Kompressor (203.240), C-KLASSE Sportcoupe (CL203) C 230 Kompressor (203.740)	05/02-05/08							
Motor M 271.950	1796	4	135 kW (184 PS)	C-KLASSE (W204) C 200 Kompressor (204.041), C-KLASSE Kombi (S204) C 200 Kompressor (204.241)	08/07-							
Motor M 271.952	1796	4	115 kW (156 PS)	C-KLASSE (W204) C 180 Kompressor (204.046), C-KLASSE Kombi (S204) C 180 Kompressor (204.246)	01/07-							
Motor M 271.954	1796	4	135 kW (184 PS)	SLK (R171) 200 Kompressor (171.445)	01/08-02/11							
Motor M 271.955	1796	4	135 kW (184 PS)	CLK (C209) 200 Kompressor (209.341), CLK Cabriolet (A209) CLK 200 Kompressor (209.441)	10/06-03/10							
Motor M 271.956	1796	4	135 kW (184 PS)	E-KLASSE Kombi (S211) E 200 Kompressor (211.241), E-KLASSE (W211) E 200 Kompressor (211.041)	04/06-07/09							
Motor M 271.957	1796	4	135 kW (184 PS)	CLC-KLASSE (CL203) CLC 200 Kompressor (203.741)	05/08-06/11							
Motor M 271.958	1796	4	120 kW (163 PS)	E-KLASSE (W212) E 200 NGT (212.041)	03/11-							



DAIMLER-MERCEDES BENZ

Globally reliable












	ccm											
Motor M 271.820	1796	4	115 kW (156 PS)	C-KLASSE (W204) C 180 CGI (204.049)	01/07-	82,000	1,20 1,50 2,00	910 NIT S 911 FE 777 NIT S		8912690000	1	STD
Motor M 271.820	1796	4	115 kW (156 PS)	C-KLASSE Coupe (C204) C 180 (204.349)	06/11-							
Motor M 271.820	1769	4	135 kW (184 PS)	C-KLASSE Coupe (C204) C 200 CGI (204.348)	06/11-							
Motor M 271.820	1796	4	115 kW (156 PS)	C-KLASSE Kombi (S204) C 180 CGI (204.249)	11/09-							
Motor M 271.820, M 271.860	1796	4	135 kW (184 PS)	E-KLASSE Cabriolet (A207) E 200 CGI (207.448), E-KLASSE Coupe (C207) E 200 CGI (207.348), E-KLASSE (W212) E 200 CGI (212.048, 212.148), C-KLASSE Kombi (S204) C 200 CGI (204.248)	08/07-							
Motor M 271.860	1796	4	135-150 kW (184-204 PS)	E-KLASSE Cabriolet (A207) E 250 CGI (207.447), E-KLASSE Coupe (C207) E 250 CGI (207.347), E-KLASSE Kombi (S212) E 200 CGI (212.248), C-KLASSE Coupe (C204) C 250 (204.347), E-KLASSE Kombi (S212) E 250 CGI (212.247), E-KLASSE (W212) E 250 CGI (212.047, 212.147), C-KLASSE Kombi (S204) C 250 CGI (204.247), C-KLASSE (W204) C 250 CGI (204.047)	01/09-							
Motor M 271.860, M 271.861	1796	4	135 kW (184 PS)	SLK (R172) 200 (172.448), SLK (R172) 250 (172.447)	02/11-							
Motor M 275 E 60	5980	12	450 / 612	S 65, SL 65 AMG		82,600	1,20 1,00 2,00	910 NIT S IF 911 P 777 NIT S		8912540000	1	STD
Motor M 103 E 26	2599	6	110 - 125 kW (150 - 170 PS)	300E 2.6 (USA), 190 E 2.6, 260 E, 260 SE, (Export)	89-	82,900	1,50 1,75 3,00	910 IF CR S 931 P 947 EX CR		8910530000 5000	1	STD 0,50













	ccm											
Motor M270.910 from 14/03/2014	1595	4	90 kW (122 PS)	A-KLASSE (W176) A 180 (176.042)	06/12-	83,000	1,20 1,00 2,00	910 NIT S PVD 931 PVD S 777 NIT S PVD		891284000	1	STD
Motor M270.910 from 14/03/2014	1595	4	115 kW (156 PS)	A-KLASSE (W176) A 200 (176.043)	06/12-							
Motor M270.910 from 14/03/2014	1595	4	90 kW (122 PS)	B-KLASSE (W246) B 180 (246.242)	11/11-							
Motor M270.910 from 14/03/2014	1595	4	115 kW (156 PS)	B-KLASSE (W246) B 200 (246.243)	11/11-							
Motor M270.910 from 14/03/2014	1595	4	90 kW (122 PS)	CLA Coupe (C117) CLA 180 (117.342)	01/13-							
Motor M270.910 from 14/03/2014	1595	4	115 kW (156 PS)	CLA Coupe (C117) CLA 200 (117.343)	01/13-							
Motor M270.910 from 14/03/2014	1595	4	115 kW (156 PS)	GLA-KLASSE (X156) GLA 200 (156.943)	12/13-							
Motor M270.920 from 14/03/2014	1991	4	135 kW (184 PS)	A-KLASSE (W176) A 220 4-matic (176.047)	05/14-							
Motor M270.920 from 14/03/2014	1991	4	155 kW (211 PS)	A-KLASSE (W176) A 250 (176.044)	06/12-							
Motor M270.920 from 14/03/2014	1991	4	155 kW (211 PS)	A-KLASSE (W176) A 250 4-matic (176.046)	06/12-							
Motor M270.920 from 14/03/2014	1991	4	115 kW (156 PS)	B-KLASSE (W246) B 200 Natural Gas Drive (242.848)	11/12-							
Motor M270.920 from 14/03/2014	1991	4	135 kW (184 PS)	B-KLASSE (W246) B 220 4-matic (246.247)	05/13-							
Motor M270.920 from 14/03/2014	1991	4	155 kW (211 PS)	B-KLASSE (W246) B 250 (246.244)	05/12-							
Motor M270.920 from 14/03/2014	1991	4	155 kW (211 PS)	B-KLASSE (W246) B 250 4-matic (246.246)	08/14-							
Motor M270.920 from 14/03/2014	1991	4	155 kW (211 PS)	CLA Coupe (C117) CLA 250 (117.344)	01/13-							
Motor M270.920 from 14/03/2014	1991	4	155 kW (211 PS)	CLA Coupe (C117) CLA 250 4-matic (117.344)	07/13-							
Motor M270.920 from 14/03/2014	1991	4	155 kW (211 PS)	GLA-KLASSE (X156) GLA 250 (156.944)	12/13-							
Motor M270.920 from 14/03/2014	1991	4	155 kW (211 PS)	GLA-KLASSE (X156) GLA 250 4-matic (156.946)	12/13-							
Motor M274.910 from 17/04/2014	1595	4	115 kW (156 PS)	C-KLASSE (W204) C 180 CGI (204.031)	01/08-							
Motor M274.910 from 17/04/2014	1595	4	115 kW (156 PS)	C-KLASSE (W205) C 180 (205.040)	03/14-							
Motor M274.910 from 17/04/2014	1595	4	115 kW (156 PS)	C-KLASSE Coupe (C204) C 180 (204.331)	01/13-							
Motor M274.910 from 17/04/2014	1595	4	115 kW (156 PS)	C-KLASSE Kombi (S204) C 180 CGI (204.231)	02/12-							
Motor M274.910 from 17/04/2014	1595	4	115 kW (156 PS)	C-KLASSE Kombi (S205) C 180 (205.240)	09/14-							
Motor M274.920 from 17/04/2014	1991	4	135 kW (184 PS)	C-KLASSE (W205) C 200 (205.042)	12/13-							
Motor M274.920 from 17/04/2014	1991	4	155 kW (211 PS)	C-KLASSE (W205) C 250 CGI (205.045)	03/14-							
Motor M274.920 from 17/04/2014	1991	4	135 kW (184 PS)	C-KLASSE Kombi (S205) C 200 (205.242)	09/14-							
Motor M274.920 from 17/04/2014	1991	4	155 kW (211 PS)	C-KLASSE Kombi (S205) C 250 (205.245)	09/14-							
Motor M274.920 from 17/04/2014	1991	4	135 kW (184 PS)	E-KLASSE (W212) E 200 (212.034)	01/13-							
Motor M274.920 from 17/04/2014	1991	4	115 kW (156 PS)	E-KLASSE (W212) E 200 NGT (212.035)	07/13-							
Motor M274.920 from 17/04/2014	1991	4	155 kW (211 PS)	E-KLASSE (W212) E 250 (212.036)	01/13-							



Globally reliable

DAIMLER-MERCEDES BENZ

	ccm										
Motor M274.920 from 17/04/2014	1991	4	135 kW (184 PS)	E-KLASSE Cabriolet (A207) E 200 (207.434)	03/13-						
Motor M274.920 from 17/04/2014	1991	4	155 kW (211 PS)	E-KLASSE Cabriolet (A207) E 250 (207.436)	06/13-						
Motor M274.920 from 17/04/2014	1991	4	135 kW (184 PS)	E-KLASSE Coupe (C207) E 200 (207.334)	06/13-						
Motor M274.920 from 17/04/2014	1991	4	155 kW (211 PS)	E-KLASSE Coupe (C207) E 250 (207.336)	06/13-						
Motor M274.920 from 17/04/2014	1991	4	135 kW (156 PS)	E-KLASSE Kombi (S212) E 200 (212.234)	11/12-						
Motor M274.920 from 17/04/2014	1991	4	155 kW (211 PS)	E-KLASSE Kombi (S212) E 250 (212.236)	11/12-						
Motor M274.920 from 17/04/2014	1991	4	135 kW (184 PS)	GLK-KLASSE (X204) 200 (204.934)	08/13-						
Motor M274.920 from 17/04/2014	1991	4	155 kW (211 PS)	GLK-KLASSE (X204) 250 (204.936)	08/13-						
Motor M274.920 from 17/04/2014	1991	4	155 kW (211 PS)	GLK-KLASSE (X204) 250 4-matic (204.937)	08/13-						































	ccm											
Motor M270.910 till 14/03/2014	1595	4	90 kW (122 PS)	A-KLASSE (W176) A 180 (176.042)	06/12-	83,000	1,20 1,50 2,00	910 NIT S 911 P 777 NIT S PVD		8912830000	1	STD
Motor M270.910 till 14/03/2014	1595	4	115 kW (156 PS)	A-KLASSE (W176) A 200 (176.043)	06/12-							
Motor M270.910 till 14/03/2014	1595	4	90 kW (122 PS)	B-KLASSE (W246) B 180 (246.242)	11/11-							
Motor M270.910 till 14/03/2014	1595	4	115 kW (156 PS)	B-KLASSE (W246) B 200 (246.243)	11/11-							
Motor M270.910 till 14/03/2014	1595	4	90 kW (122 PS)	CLA Coupe (C117) CLA 180 (117.342)	01/13-							
Motor M270.910 till 14/03/2014	1595	4	115 kW (156 PS)	CLA Coupe (C117) CLA 200 (117.343)	01/13-							
Motor M270.910 till 14/03/2014	1595	4	115 kW (156 PS)	GLA-KLASSE (X156) GLA 200 (156.943)	12/13-							
Motor M270.920 till 14/03/2014	1991	4	135 kW (184 PS)	A-KLASSE (W176) A 220 4-matic (176.047)	05/14-							
Motor M270.920 till 14/03/2014	1991	4	155 kW (211 PS)	A-KLASSE (W176) A 250 (176.044)	06/12-							
Motor M270.920 till 14/03/2014	1991	4	155 kW (211 PS)	A-KLASSE (W176) A 250 4-matic (176.046)	06/12-							
Motor M270.920 till 14/03/2014	1991	4	115 kW (156 PS)	B-KLASSE (W246) B 200 Natural Gas Drive (242.848)	11/12-							
Motor M270.920 till 14/03/2014	1991	4	135 kW (184 PS)	B-KLASSE (W246) B 220 4-matic (246.247)	05/13-							
Motor M270.920 till 14/03/2014	1991	4	155 kW (211 PS)	B-KLASSE (W246) B 250 (246.244)	05/12-							
Motor M270.920 till 14/03/2014	1991	4	155 kW (211 PS)	B-KLASSE (W246) B 250 4-matic (246.246)	08/14-							
Motor M270.920 till 14/03/2014	1991	4	155 kW (211 PS)	CLA Coupe (C117) CLA 250 (117.344)	01/13-							
Motor M270.920 till 14/03/2014	1991	4	155 kW (211 PS)	CLA Coupe (C117) CLA 250 4-matic (117.344)	07/13-							
Motor M270.920 till 14/03/2014	1991	4	155 kW (211 PS)	GLA-KLASSE (X156) GLA 250 (156.944)	12(13-							
Motor M270.920 till 14/03/2014	1991	4	155 kW (211 PS)	GLA-KLASSE (X156) GLA 250 4-matic (156.946)	12/13-							
Motor M274.910 till 17/04/2014	1595	4	115 kW (156 PS)	C-KLASSE (W204) C 180 CGI (204.031)	01/08-							
Motor M274.910 till 17/04/2014	1595	4	115 kW (156 PS)	C-KLASSE (W205) C 180 (205.040)	03/14-							
Motor M274.910 till 17/04/2014	1595	4	115 kW (156 PS)	C-KLASSE Coupe (C204) C 180 (204.331)	01/13-							
Motor M274.910 till 17/04/2014	1595	4	115 kW (156 PS)	C-KLASSE Kombi (S204) C 180 CGI (204.231)	02/12-							
Motor M274.910 till 17/04/2014	1595	4	115 kW (156 PS)	C-KLASSE Kombi (S205) C 180 (205.240)	09/14-							
Motor M274.920 till 17/04/2014	1991	4	135 kW (184 PS)	C-KLASSE (W205) C 200 (205.042)	12/13-							
Motor M274.920 till 17/04/2014	1991	4	155 kW (211 PS)	C-KLASSE (W205) C 250 CGI (205.045)	03/14-							
Motor M274.920 till 17/04/2014	1991	4	135 kW (184 PS)	C-KLASSE Kombi (S205) C 200 (205.242)	09/14-							
Motor M274.920 till 17/04/2014	1991	4	155 kW (211 PS)	C-KLASSE Kombi (S205) C 250 (205.245)	09/14-							
Motor M274.920 till 17/04/2014	1991	4	135 kW (184 PS)	E-KLASSE (W212) E 200 (212.034)	01/13-							
Motor M274.920 till 17/04/2014	1991	4	115 kW (156 PS)	E-KLASSE (W212) E 200 NGT (212.035)	07/13-							
Motor M274.920 till 17/04/2014	1991	4	155 kW (211 PS)	E-KLASSE (W212) E 250 (212.036)	01/13-							



DAIMLER-MERCEDES BENZ

Globally reliable

	ccm											
Motor M274.920 till 17/04/2014	1991	4	135 kW (184 PS)	E-KLASSE Cabriolet (A207) E 200 (207.434)	03/13-							
Motor M274.920 till 17/04/2014	1991	4	155 kW (211 PS)	E-KLASSE Cabriolet (A207) E 250 (207.436)	06/13-							
Motor M274.920 till 17/04/2014	1991	4	135 kW (184 PS)	E-KLASSE Coupe (C207) E 200 (207.334)	06/13-							
Motor M274.920 till 17/04/2014	1991	4	155 kW (211 PS)	E-KLASSE Coupe (C207) E 250 (207.336)	06/13-							
Motor M274.920 till 17/04/2014	1991	4	135 kW (184 PS)	E-KLASSE Kombi (S212) E 200 (212.234)	11/12-							
Motor M274.920 till 17/04/2014	1991	4	155 kW (211 PS)	E-KLASSE Kombi (S212) E 250 (212.236)	11/12-							
Motor M274.920 till 17/04/2014	1991	4	135 kW (184 PS)	GLK-KLASSE (X204) 200 (204.934)	08/13-							
Motor M274.920 till 17/04/2014	1991	4	155 kW (211 PS)	GLK-KLASSE (X204) 250 (204.936)	08/13-							
Motor M274.920 till 17/04/2014	1991	4	155 kW (211 PS)	GLK-KLASSE (X204) 250 4-matic (204.937)	08/13-							
Motor M 266	1998	4	100 - 142 kW 136 - 193 PS	200, 200 Turbo	05	83,000	1,20 1,75 2,00	910 IF NIT S 931 P 777 NIT S		8912550000	1	STD
Motor M 266	1498	4	70 kW 95 PS	A 150, B 150	05							
Motor M 266	1698	4	85 kW 115 PS	A 170, B 170	05							
Dieselmotor OM 651.901	1796	4	80 - 100 kW (109 - 136 PS)	A-/B-Klasse (W176, W246) A180/200 CDI, B180/200 CDI	11/11-	83,000	2,00 1,75 2,00	910 IF CKS 911 IF U CR 947 EX NIT S		8912770000 5000	1	STD 0,50
Dieselmotor OM 651.901	1796	4	100 kW (136 PS)	CLA Coupe (C117) CLA 200 CDI (117.301)	06/13-							
Dieselmotor OM 651.911	2143	4	125 - 150 kW (170 - 204 PS)	C-/E-Klasse (W204, C204, S204, A207, C207) 220/250 CDI	08/08-							
Dieselmotor OM 651.912	2143	4	120 - 150 kW (163 - 204 PS)	C-/GLK-Klasse (W204, S204, X204) 220/250 CDI	12/08-							
Dieselmotor OM 651.913	2143	4	88 - 105 kW (120 - 143 PS)	C-/GLK-Klasse (W204, S204, X204) 180/200 CDI	07/10-							
Dieselmotor OM 651.916	2143	4	120 - 125 kW (163 - 170 PS)	GLK-Klasse (X204) 220 CDI	07/10-							
Dieselmotor OM 651.924	2143	4	125 - 150 kW (170 - 204 PS)	E-/CLS-Klasse (W211, W212, S212, C218, X218) E 220/250 CDI, E 300 Hybrid, CLS 250 CDI	08/08-							
Dieselmotor OM 651.925	2143	4	100 kW (136 PS)	E-Klasse (W212, S212) E 200 CDI	01/09-							
Dieselmotor OM 651.930	2143	4	125 kW (170 PS)	A-/B-Klasse (W176, W246) A 220 CDI, B 220 CDI	11/11-							
Dieselmotor OM 651.940	2143	4	70 - 120 kW (95 - 163 PS)	Vito/Viano (W639) 110/113/116 CDI, 2.0/2.2 CDI	07/10-							
Dieselmotor OM 651.955	2143	4	70 - 95 kW (95 - 129 PS)	Sprinter (906) 210/310/313/510 CDI	06/06-							
Dieselmotor OM 651.956	2143	4	95 kW (129 PS)	Sprinter (906) 213/313/513 CDI	06/06-							
Dieselmotor OM 651.957	2143	4	120 kW (163 PS)	Sprinter (906) 216/316/416/516 CDI	06/06-							
Dieselmotor OM 651.960	2143	4	150 kW (204 PS)	M-Klasse (W166) ML 250 CDI BlueTec	06/11-							
Dieselmotor OM 651.961	2143	4	150 kW (204 PS)	S-Klasse (W221) S 250 CDI	01/11-							
Dieselmotor OM 651.980	2143	4	150 kW (204 PS)	SLK (R172) 250 CDI	01/12-							
Dieselmotor OM 642 DE 30 LA	2987	6	140 - 173 kW 190 - 224 PS	C, E, S-class, CLK, CLS, R, G, ML, GL, Vito, Sprinter	06 -	83,000	2,00 2,00 2,00	916 NIT S 911 IF U P 947 EX NIT		8912560000	1	STD
Dieselmotor OM 639 DE 15 LA	1493	3	50 + 70 kW 68 + 95 PS	Smart Fourfour	04 -	83,000	2,00 2,00 2,00	910 CR S 911 IF U P 947 EX NIT S		8912570000	1	STD
Dieselmotor OM 640.941	1991	4	60 - 103 kW 82 - 140 PS	A 160 - 180 200 CDI B 180 + 200 CDI								
Motor M 112 E 24	2398	V6	120 kW (170 PS)	E 240, C 240	97-	83,200	1,50 1,75 3,00	910 IF NIT S 931 P 777 NIT S		8910730000 2500	1	STD 0,25



















	ccm												
Motor M 137 E 58	5786	V12	270 kW (367 PS)	S 600, CL 600			84,000	1,20 1,50 2,50 910 NIT S 931 P 777 NIT S		8910970000	1	STD	
Motor M 166 E 19	1898	4	92 kW (125 PS)	A 190			84,000	1,20 1,75 2,50 910 NIT S 931 P 777 NIT S		8910790000 5000	1	STD 0,50	
Motor M 111 E 18	1799	4	90 kW (122 PS)	C 180	05/96-		85,300	1,50 1,75 3,00 910 IF NIT S 931 P 777 NIT S		8910640000 5000	1	STD 0,50	
Motor M 110	2746	6	81 - 136 kW (110 - 185 PS)	280, 280 E, 280 SE, 280 SL	02/79-		86,000	1,75 2,50 4,00 910 IF CR S 931 FE 947 EX CR		8910520000 5000 1000	1	STD 0,50 1,00	
Motor M 110	2746	6	115 - 136 kW 156 - 185 PS	280, 280 E, 280 SE, 280 SL	72 -		86,000	1,75 2,50 4,00 910 IF CR S 931 FE 777 CR S		8910930000 5000 1000	1	STD 0,50 1,00	
Motor M 123.921	2525	6	103 kW (140 PS)	250	79-								
Dieselmotor OM 628 DE 40 LA	3996	8	184 + 191 kW (250 + 260 PS)	S 400, G 400, M 400, E 400 CDI	00 -		86,000	2,50 2,00 3,00 910 NIT S 931 P 947 EX NIT		8910120000	1	STD	
Motor M 130	2778	6	81-125 kW (110-170 PS)	250, 280 S, 300 S			86,500	2,00 2,00 2,50 4,00 910 CR S 911 FE 931 FE 947 EX P		8910030000 5000 1000	1	STD 0,50 1,00	
Motor M 130	2778	6	81 - 125 kW 110 - 170 PS	280 S, 280 SE, 280 SL, 250 C, 300 SE, U 110, 404	68-72		86,500	2,00 2,50 4,00 910 CR S 931 FE 777 CR S		8910670000 5000 1000	1	STD 0,50 1,00	
Dieselmotor OM 621	1988	4	33-40,5 kW (45-55 PS)	180 D, 190 D, 406 D, 200 D, 319 D, 405 D			87,000	1,50 1,50 2,50 5,00 910 IF CR S 911 IF FE 931 FE 947 EX FE		8910070000 5000 1000	1	STD 0,50 1,00	
Motor M 115	1988	4	62,5 - 77,5 kW (85 - 105 PS)	200, 220, 408, O 309	68 -		87,000	1,50 2,50 4,00 910 IF CR S 931 FE 947 EX P		8910050000 5000 1000	1	STD 0,50 1,00	
Motor M 115	1988	4	62,5 - 77,5 kW (85 - 95 PS)	200, 220, O 309 B, L 408 GC	68-80		87,000	1,75 2,50 4,00 910 IF CR S 931 FE 777 CR S		8910910000 5000 1000	1	STD 0,50 1,00	
Motor M 115	1988	4	62,5 - 77,5 kW (85 - 105 PS)	200, O 309 B, L 408 GC	68-80		87,000	1,75 2,50 4,00 910 IF CR S 931 FE 947 EX P		8910990000 5000 1000	1	STD 0,50 1,00	
Dieselmotor OM 621	1988	4	33-40,5 kW (45-55 PS)	180 D, 190 D, 406 D, 200 D, 319 D, 405 D			87,000	2,00 2,00 2,00 5,00 910 CR S 911 IF FE 911 IF FE 947 EX FE		8910060000 5000 1000	1	STD 0,50 1,00	
Dieselmotor OM 615	2197	4	37,5 - 48 kW (51 - 65 PS)	200 D, 206 D, 207 D 306 D 220 D, L 206 D L 306 D O 309 D L 406 G L 408 G, Unimog U 45/421 U 52/421	69 - 78		87,000	2,00 2,00 4,00 910 CR S 911 IF FE 947 EX CR		8910090000 5000 1000	1	STD 0,50 1,00	
Dieselmotor OM 615	1988	4	44 kW (60 PS)	200 D, 206 D, 207 D, 306 D	02/79-85								
Dieselmotor OM 615	2197	4	44/48 kW (60/65 PS)	220 D, L 206 D, L 306 D	72-78								
Dieselmotor OM 601.911/912	1997	4	53 kW (72 PS)	190 D, 200 D	83 - 93		87,000	2,00 2,00 3,00 910 CR S 911 IF FE 947 EX CR		8910350000 5000	1	STD 0,50	
Dieselmotor OM 601.921	2197	4	53,5 kW (73 PS)	190 D (USA)	06/84-								
Motor M 115.900	2197	4	77,5 kW (105 PS)	220, O 309, L 408 (USA)	01/68-74		87,000	2,00 2,50 4,00 910 CR S 931 FE 947 EX P		8910040000 5000 1000	1	STD 0,50 1,00	
Motor M 115	1998	4	45 kW	200			87,000	2,00 2,50 5,00 910 CR S 931 FE 947 EX FE		8910320000 5000 1000	1	STD 0,50 1,00	
Motor M 115	2197	4	63-78 kW (85-105 PS)	220, O 309, L 408									
Dieselmotor OM 601.911/912/913	1997	4	53-55 kW (72-75 PS)	190 D, 200 D, 200 TD	06/84-93		87,000	2,50 2,00 3,00 910 CR 911 IF FE 947 EX CR		8910480000 5000 7000	1	STD 0,50 0,70	
Dieselmotor OM 602	2497	5	62 - 93 kW (84 - 126 PS)	190 D 2.5, 250 D, 250 GD, O 405 TURBO	89 - 93								
Dieselmotor OM 602 A	2996	6	80 - 110,5 kW 109 - 150 PS	300 D, 300 GD, 300 D TURBO	84 -								
Dieselmotor OM 603	2497	5	83 - 110 kW 113 - 150 PS	C 250 D, E 250 D C 250 Turbodiesel	93 -								
Dieselmotor OM 603 A	2996	6	100 - 130 kW 136 - 177 PS	E 300 D, S 300 TD	93 - 96								
Dieselmotor OM 605 LA	2497	5	83 - 110 kW 113 - 150 PS	C 250 D, E 250 D C 250 Turbodiesel	93 -								
Dieselmotor OM 606	2996	6	100 - 130 kW 136 - 177 PS	E 300 D, S 300 TD	93 - 96								
Dieselmotor OM 606 LA	2996	6	100 - 130 kW 136 - 177 PS	E 300 D, S 300 TD	93 - 96								
Dieselmotor OM 615	1988	4	40,5 kW (55 PS)	200 D, 206 D, 306 D	68-79		87,000	3,00 2,00 4,00 910 IF CR S 911 IF FE 947 EX CR		8910100000 5000 1000	1	STD 0,50 1,00	



DAIMLER-MERCEDES BENZ

Globally reliable

	ccm											
Motor M 276	2496	6	150 kW 204 PS	C, E 230	08 -	88,000	1,20 1,50 2,00	910 IF NIT S 931 FE 777 NIT S		8912670000	1	STD
Motor M 276	2996	6	170 kW 231 PS	C, E 280	08 -							
Motor M 272 KE 25	2496	6	150 / 204 170 / 231	C 230, C 280, E 280, CLK 280, SLK 280		88,000	1,20 1,75 2,50	910 NIT S 931 P 777 NIT S		8912590000	1	STD
Motor M 272 KE 30	2996	6	150 / 204 170 / 231	C 230, C 280, E 280, CLK 280, SLK 280								
Motor M 272.940	2996	6	231 / 170	CLK 280, CLK 300		88,000	1,50 1,75 2,50	910 NIT S 931 P 777 NIT S		8912650000	1	STD
Motor M 116	3839	V8	150 kW (204 PS)	380 SE, 380 SL	81-85	88,000	1,50 2,00 3,50	910 IF CR S 931 FE 947 EX CR		8910510000 1000	1	STD 1,00
Dieselmotor OM 611.960	2151	4	75 - 92 kW (102 - 125 PS)	C-Klasse (W202, S202) C 200 CDI	09/97-03/01	88,000	2,50 2,00 3,00	910 NIT S IF 911 IF P 947 EX NIT S		8912740000 5000	1	STD 0,50
Dieselmotor OM 611.961	2151	4	75 - 105 kW (102 - 143 PS)	E-Klasse (W210, S210) E 220 CDI	06/98-03/03							
Dieselmotor OM 611.962	2148	4	85 - 105 kW (116 - 143 PS)	C-Klasse (W203, S203, CL203) C 220 CDI	05/00-06/11							
Dieselmotor OM 611.980	2151	4	75 - 90 kW (102 - 122 PS)	V-Klasse/Vito (638) V 220 CDI	03/99-07/03							
Dieselmotor OM 611.981	2148	4	80 - 95 kW (109 - 129 PS)	Sprinter (901, 902, 903, 904) 211/213 CDI, 311/313 CDI, 411/413 CDI	04/00-05/06							
Dieselmotor OM 611.987	2148	4	60 kW (82 PS)	Sprinter (901, 902, 903, 904) 208/308/408 CDI	04/00-05/06							
Dieselmotor OM 612.961	2685	5	120 - 125 kW (163 - 170 PS)	E-Klasse (W210, S210) E 270 CDI	07/99-03/03							
Dieselmotor OM 612.962	2685	5	125 kW (170 PS)	C-/CLK-Klasse (W203, S203, C209) C 270 CDI	12/00-05/09							
Dieselmotor OM 612.963	2685	5	120 kW (163 PS)	M-Klasse (W163) ML 270 CDI	12/99-06/05							
Dieselmotor OM 612.965	2685	5	115 kW (156 PS)	G-Klasse (W463) G 270 CDI	10/01-							
Dieselmotor OM 612.967	2685	5	120 - 125 kW (163 - 170 PS)	CLK (C209) 270 CDI	10/02-05/09							
Dieselmotor OM 612.981	2685	5	115 kW (156 PS)	Sprinter (901, 902, 903, 904, 905) 216/316/416/616 CDI	04/00-							
Dieselmotor OM 612.990	2950	5	170 kW (231 PS)	C-Klasse (W203, S203, CL203) C 30 CDI AMG	09/02-06/11							
Dieselmotor OM 613.960	3222	6	145 kW (197 PS)	S-Klasse (W220) S 320 CDI	08/99-09.02							
Dieselmotor OM 613.961	3226	6	145 kW (197 PS)	E-Klasse (W210, S210) E 320 CDI	07/99-03/03							























	ccm											
Dieselmotor OM 612.966	2685	5	115 kW (156 PS)	G-Klasse (W461) G 270 CDI	10/01-10/06	88,000	2,50 2,00 3,00	910 IF CKS 911 IF U CR 947 EX NIT S		8912750000 5000	1	STD 0,50
Dieselmotor OM 646.811	2148	4	100 - 125 kW (136 - 170 PS)	C-Klasse (W204, S204) C 200 CDI	01/07-							
Dieselmotor OM 646.812	2148	4	100 kW (136 PS)	C-Klasse (W204) C 200 CDI	01/07-							
Dieselmotor OM 646.820	2148	4	100 kW (136 PS)	E-Klasse (W211) E 200 CDI	04/06-12/08							
Dieselmotor OM 646.821	2148	4	100 - 125 kW (136 - 170 PS)	E-Klasse (W211, S211) E 200/220 CDI	03/03-07/09							
Dieselmotor OM 646.951	2148	4	75 - 90 kW (102 - 122 PS)	E-Klasse (W211) E 200 CDI	07/02-12/08							
Dieselmotor OM 646.961	2148	4	100 - 110 kW (136 - 150 PS)	E-Klasse (W211, S211) E 220 CDI	03/02-07/09							
Dieselmotor OM 646.962	2148	4	75 - 90 kW (102 - 122 PS)	C-/CLC-Klasse (W203, S203, CL203) C/CLC 200 CDI	02/01-							
Dieselmotor OM 646.963	2148	4	110 kW (150 PS)	C-/CLC-Klasse (W203, S203, CL203) C/CLC 220 CDI	02/04-							
Dieselmotor OM 646.966	2148	4	110 kW (150 PS)	CLK (C209) 220 CDI	01/05-05/09							
Dieselmotor OM 646.980	2148	4	70 kW (95 PS)	Vito (W639) 109 CDI	09/06-							
Dieselmotor OM 646.981	2148	4	70 kW (95 PS)	Vito (W639) 109 CDI	08/06-							
Dieselmotor OM 646.982	2148	4	80 - 110 kW (109 - 150 PS)	Viano/Vito (W639) CDI 2.0/2.2, 111/115 CDI	09/03-							
Dieselmotor OM 646.983	2148	4	65 kW (88 PS)	Vito (W639) 109 CDI	09/03-							
Dieselmotor OM 646.984	2148	4	65 kW (88 PS)	Sprinter (906) 209/309/509 CDI	06/06-							
Dieselmotor OM 646.985	2148	4	80 kW (109 PS)	Sprinter (906) 211/311/511 CDI	06/06-							
Dieselmotor OM 646.986	2148	4	95 - 110 kW (129 - 150 PS)	Sprinter (906) 213/313/413/513 CDI	06/06-							
Dieselmotor OM 646.989	2148	4	110 kW (150 PS)	Sprinter (906) 215/315/415/515 CDI	06/06-							
Dieselmotor OM 646.990	2148	4	110 kW (150 PS)	Sprinter (906) 215/315/415/515 CDI	06/06-							
Dieselmotor OM 647.961	2685	5	130 kW (177 PS)	E-Klasse (W211, S211) E 270 CDI	03/02-07/09							
Dieselmotor OM 648.960	3222	6	150 kW (204 PS)	S-Klasse (W220) S 320 CDI	09/02-08/05							
Dieselmotor OM 648.961	3222	6	130 - 150 kW (177 - 204 PS)	E-Klasse (W211, S211) E 320 CDI, E 280 CDI	11/02-07/09							
Dieselmotor OM 646.986 only in combination with piston A 646 030 1017	2148	4	95 - 110 kW (129 - 150 PS)	Sprinter (906) 213/313/413/513 CDI	06/06-	88,000	2,50 2,00 2,00	910 IF CKS 911 IF U CR 947 EX NIT S		8912760000 5000	1	STD 0,50
Motor M 103 E 30 M 104 E 30	2962	6	132,5 - 170 kW (180 - 231 PS)	300 E, 300 GE, 300 SE, 300 SL, 300 E-24, 300 SI-24	84 - 93	88,500	1,50 1,75 3,00	910 IF NIT S 931 P 947 EX NIT S		8910110000 5000 1000	1	STD 0,50 1,00
Motor M 103 E 30 M 104 E 30	2962	6	132,5 - 140 kW 180 - 190 PS	300 E, 300 SE, 300 SL, 300 GE/TE 300 E-24, 300 SL-24	84-93	88,500	1,50 1,75 3,00	910 IF CR S 931 P 947 EX CR		8910490000 5000	1	STD 0,50
Motor M 120 E 60	5987	V12	290 - 300 kW (395 - 408 PS)	600 SE/SEL, S 600	91-	89,000	1,50 2,00 3,00	910 IF NIT S 931 FE 947 EX NIT S		8910800000 3500 7000	1	STD 0,35 0,70
Motor M 102 E 20 M 102 V 20	1997	4	80 - 90 kW (109 - 122 PS)	190 E, 200 E, 200 GE,	01/84-	89,000	1,75 2,00 3,50	910 IF CR S 931 FE 947 EX CR		8910380000 5000 1000	1	STD 0,50 1,00
Dieselmotor OM 601 D 23	2299	4	58 - 72 kW (79 - 98 PS)	208, 308, 408, 508, Viano, Vito	88 - 00	89,000	2,50 2,00 3,00	910 IF CR 931 FE 947 EX CR		8910590000 5000 7000	1	STD 0,50 0,70
Dieselmotor OM 602 D 29 OM 602 D 29 LA	2874	5	70 - 95 kW 95 -129 PS	290 GD, O 405, Sprinter, Vario	88 - 00							
Dieselmotor OM 603 D 35 A	3449	6	100 - 110 kW 136 - 150 PS	350 S, 350 GD	92 - 97							
Dieselmotor OM 604 D	2155	4	70 kW 95 PS	C 220, E 220	93 -							



DAIMLER-MERCEDES BENZ

Globally reliable

	ccm										
Motor M 104 E 28	2799	6	150 kW (204 PS)	C 280, E 280, S 280, SL 280	93 -	89,900	1,50 1,75 3,00	910 IF NIT S 931 P 777 NIT S		8910650000 2500 5000	1 STD 0,25 0,50
Motor M 104 E 32	3199	6	155 - 170 kW 211 - 231 PS	300 SE, 320 SL, E 320, G 320, S 320	91 -						
Motor M 111 E 20	1998	4	95 - 100 kW 129 - 136 PS	C 200, E 200, Vito, Sprinter	92 -						
Motor M 111 E 22	2199	4	110 kW 150 PS	220 E, C 220, E 220	92 -						
Motor M 112 E 26	2597	6	125 - 130 kW 170 - 177 PS	E 240, C 240, CLK 240	00 - 05						
Motor M 112 E 28	2799	6	150 kW 204 PS	E 280	97 -						
Motor M 112 E 32	3199	6	160 - 165 kW 218 - 224 PS	E 320, CLK 320, ML 320, S 320 G 320, SLK 320	97 -						
Motor M 113 E 43	4266	8	205 kW 279 PS	S 430, ML 430, CLK 430, C 430	98 -						
Aircompressor				Aircompressor		90,000	2,50 2,50 2,50 4,00	911 FE 930 FE 930 FE 948 EX FE		8910420000 5000 1000	1 STD 0,50 1,00
Aircompressor				Aircompressor		90,000	2,50 2,50 4,00	911 FE 930 FE 948 EX FE		8954030000 5000 1000	1 STD 0,50 1,00
Aircompressor				Aircompressor		90,000	2,50 2,50 4,00	911 FE 931 FE 777 CR S		8954220000	1 STD
Motor M 111 E 23 M 161	2295	4	105 - 145 kW (143 - 197 PS)	C 230, E 230, V 230, Viano 230, SLK 230, Vito, Sprinter, 100	96 -	90,900	1,50 1,75 3,00	910 IF NIT S 931 P 777 NIT S		8910760000 2500 5000	1 STD 91,25 91,50
Dieselmotor OM 616	2399	4	38 - 48 kW 52 - 65 PS	240 D, 240 GD, MB 100, O 309, 207, 307, 407, 507, Unimog	74 -	90,900	3,00 2,00 4,00	910 IF CR S 911 IF FE 947 EX CR		8910250000 2500 5000	1 STD 91,25 91,50
Dieselmotor OM 617 OM 617 A	2988	5	64,5 - 92 kW (88 - 125 PS)	300 D, 300 SD Turbo, 300 TD Turbo, 209, 309, 409, 240 D 3.0	74-						
Dieselmotor OM 616	2404	4	38 - 48 kW (52 - 65 PS)	240 D, 207, 307, 309, Unimog	73-	91,000	3,00 2,00 4,00	910 IF CR S 911 IF FE 947 EX CR		8910130000 2500 5000 7000	1 STD 0,25 0,50 0,70
Dieselmotor OM 617	3005	5	59 kW 80 PS	240 D 3.0, 300 D	74 - 79						
Motor M 119 E 42	4196	V8	205 kW (279 PS)	420 SE/SEL, 420 E, E 400, 400 SE	07/92-	92,000	1,50 1,75 3,00	910 IF CR S 931 P 947 EX CR		8910230000 5000 1000	1 STD 0,50 1,00
Motor M 119 E 42	4196	V8	205 kW (279 PS)	420 SE/SEL, 420 E, E 400, 400 SE	07/92-	92,000	1,50 1,75 3,00	910 IF NIT S 931 P 947 EX NIT S		8910750000 5000	1 STD 0,50
Motor M 119 E 42	4196	V8	165 kW (224 PS)	420 SE, 420 SL	92-93	92,000	1,50 2,00 3,50	910 IF CR S 931 FE 947 EX CR		8910560000 5000 1000	1 STD 0,50 1,00
Motor M 116.960 / 961	3818	V8	160 kW (218 PS)	380 SE, 380 SL	79-81	92,000	1,75 2,00 3,50	910 IF CR S 931 FE 947 EX CR		8910580000 5000 1000	1 STD 0,50 1,00
Motor M 116 E 36	3499	V8	147 kW (200 PS)	280 SE 3.5, 300 SE 3.5, 350 SE, 350 SL	69-79	92,000	1,75 2,50 4,00	910 IF CR S 931 FE 947 EX CR		8910570000 5000 1000	1 STD 0,50 1,00
Motor M 117	4520	8	134,5 - 165,5 kW 182 - 225 PS	450 SE, 450 SL, 450 SE-USA, 450 SL-USA	72 - 79						
Motor M 272 DE 35	3498	6	200 / 272 250 / 340	CLK, ML 350		92,900	1,50 1,75 2,50	910 NIT S 931 P 777 NIT S		8912600000	1 STD
Motor M 272 KE 35	3498	6	200 / 272 250 / 340	C, E, S, SLK, SL							
Motor M 273 KE 46	4663	8	200 / 272 250 / 340	S, GL 450							
Motor M 115 E 23	2307	4	59 - 81 kW (80 - 110 PS)	230 G-USA, 230, 230 G, O 309	73-82	93,750	1,75 2,50 4,00	910 IF CR S 931 P 947 EX CR		8910680000 4000 8000	1 STD 0,40 0,80
Aircompressor				Aircompressor		94,000	2,50 2,50 2,50	931 FE 931 FE 931 FE		8910430000 5000 1000	1 STD 0,50 1,00
Motor M 102 E 23	2299	4	125 - 136 kW (170 - 185 PS)	190 E 2.5-16	88-	95,500	1,50 1,75 3,50	910 IF CR S 931 P 777 CR S		8910940000 5000 1000	1 STD 0,50 1,00
Motor M 102 E 23	2299	4	70 - 100 kW (95 - 136 PS)	230 E, 230 GE, 190 E (USA), 230 G, 190 E 2.3, 230 GE, 208, 210, 308, 310, 410, 510	82 - 95	95,500	1,75 2,00 3,50	910 IF CR S 931 P 947 EX CR		8910400000 5000 1000	1 STD 0,50 1,00

















	ccm											
Motor M 102 E 23	2299	4	70-100 kW (95-136 PS)	190 E 2.3, 230 E, 230 GE, 230 G, 208, 210, 310, 408, 409, 410, O 309	12/86 - 88	95,500	1,75 2,00 3,50	910 IF CR S 931 P 777 CR S		8912530000 5000 1000	1 STD 0,50 1,00	
Motor M 119 E 50	4973	V8	235 kW (320 PS)	S 500, SL 500, CL 500	93 -	96,500	1,50 1,75 3,00	910 IF CR S 931 P 947 EX CR		8910780000	1 STD	
Motor M 117 E 50 M 119 E 50	4973	V8	164 - 240 kW (223 - 333 PS)	500, 500 SE, 500 SL, E 500, CL 500, S 500, SL 500	09/85-	96,500	1,75 2,00 3,50	910 IF CR 911 IF 947 EX CR		8910240000 5000 1000	1 STD 0,50 1,00	
Motor M 117 E 56	5547	8	205 - 220 kW 279 - 300 PS	560 SE	85 -							
Motor M 113 E 50	4966	V8	225 kW (306 PS)	S 500, SL 500, G 500		97,000	1,20 1,50 3,00	910 NIT S 931 P 777 NIT S		8910850000	1 STD	
Motor M 113.960 - 984	4966	8	218 kW (296 PS) 265 kW (360 PS)	AMG E 55, CLK, ML 55, G 55, S 55	01/97 -	97,000	1,20 1,50 2,00	910 NIT S 931 P 777 NIT S		8912500000	1 STD	
Motor M113 E 55 K M 155 SLR	5498	8	476 - 500 PS	CLS55, SL 55, CL 55		97,000	1,20 1,75 2,00	910 NIT S 931 FE 777 NIT S		8912680000	1 STD	
Motor M 113 E 50	4966	V8	220 kW	S 500, E 500, G 500, ML 500	97 -	97,000	1,50 1,75 3,00	910 IF NIT S 931 P 777 NIT S		8910820000 5000	1 STD 0,50	
Dieselmotor OM 352 A OM 353 A	5675	6	92 - 127 kW (125 - 173 PS)	Baureihe 1017, 1217, 1417, 1617, U 1000, U 1250, U 1300, U 1500, U 1700, MB-Trac 1300/1500 (USA), Unimog, 1413	64 - 82	97,000	2,50 2,50 4,00	916 CR S 911 IW U P 947 EX CR		8910310000 2500 5000 7500 1000	1 STD 0,25 0,50 0,75 1,00	
Dieselmotor OM 362 LA	5675	6	141 kW (192 PS)	1419, 1619, 2219, 1420, 1620, 2220	82-86							
Dieselmotor OM 314	3782	4	34,5 - 62,5 kW 47 - 85 PS	1013, 1113, 1213, 1313, 1413, 1513, 1613, 408, 508, 608, 613, 811, 813, 911, 913, Unimog O 302, 309, 312, 321, 322	64 - 81	97,000	3,00 3,00 3,00 5,50 5,50	916 CR S 911 FE 911 FE 947 EX CR 946		8910170000 5000 1000	1 STD 0,50 1,00	
Dieselmotor OM 352 OM 353 OM 352 A	5673	6	51,5 - 99,5 kW (70-130 PS)	L 408 L/LS 508 LP/ LT 608 L 613 LP/ LPL 709 L 710 LP/ LPL 908 L 810 LP 808 LP 811, LP 813 911 B LP 913 L 1013 L 1113 B L 1213 LP 1313 L 1413 L 1513 L 1613, O 302 O 309 O 312 O 321 O 322, Traktor 65 70 700 800, LS/LPS 911 LS 1113 LPS 1113 1100 1300, Unimog U O 302, 309, 312, 321, 322, Unimog, 1013, 1113, 1213, 1313, 1413, 1513, 1613,	64-81							
Dieselmotor OM 367	5673	6	51,5 - 95,5 kW 70 - 130 PS	O 302, 309, 312, 321, 322, Unimog, 1013, 1113, 1213, 1313, 1413, 1513, 1613,	74 - 82							
Dieselmotor OM 314	3782	4	34,5 - 65,5 kW (47-85 PS)	1013, 1113, 1213, 1313, 1413, 1513, Unimog	74-82	97,000	3,00 3,00 3,00 5,50	916 CR S 911 FE 911 FE 947 EX CR		8910300000 5000 1000	1 STD 0,50 1,00	
Dieselmotor OM 352 OM 353	5673	6	51,5 - 99,5 kW (70-130 PS)	L 408 L 508 LS 508 LP 608 LT 608, L 613 LP/LPK/ LPL 709 L 710 LP/LPL 809 L 810 LP 808 LP 811 LP 813 911 B, LP 913 L 1013 L 1113 B L 1213 LP 1313 L 1413 L 1513 L 1613, O 302 O 309 O 312 O 321 O 322, Traktor 65 70 700 800, LS/LPS 911 LS 1113 LPS 1113 1100 1	74-82							
Dieselmotor OM 364 OM 364 A OM 364 LA	3972	4	63 - 177 kW (86 -241 PS)	ATEGO, 1117, 1120, 1320, 1417, 1520, 1820, 711, 811	84-	97,500	2,50 2,50 4,00	916 CR S 911 IW U P 947 EX CR		8910440000 2500 5000	1 STD 0,25 0,50	
Dieselmotor OM 366 OM 366 A OM 366 LA	5958	6	95 - 170 kW 129 - 231 PS	ATEGO, 817, 1117, 1317, 1417, 1117, 1120, 1320	92 -							



DAIMLER-MERCEDES BENZ

Globally reliable

	ccm										
Motor M 273 KE 55	5500	8	285 / 380	E, S, CLK, SL, GL 500							
Aircompressor				Aircompressor							
Aircompressor				Aircompressor							
Dieselmotor OM 904 OM 904 LA	4250	4	75 - 142 kW 102 - 190 PS	ATEGO 612, 711, 811, 812, 814, 911, 917, 1117, 1317	96-						
Dieselmotor OM 906 LA OM 906 HLA	6374	6	142 - 205 kW 190 - 279 PS	1023, 1523, 1328, 1528, ATEGO 1017, 1023, 1215, 1217, 1223, 1228, 1323, 1328, 1517, 1523, 1528, 817, 823, 917, 923	96-						
Dieselmotor OM 900 Euro 4 OM 924 Euro 5	4250	4	95 - 160 kW 129 - 218 PS	ATEGO	08 -						
Dieselmotor OM 902 Euro 4	6374	6	175 - 210 kW 238 - 286 PS	ATEGO	08 -						
Motor M 156	6300	8	375 / 500	E 63 AMG CLK 63 AMG CLS 63 AMG ML 63 AMG, R 63 AMG							
Dieselmotor OM 924 LA Euro 3	4801	4	160 / 218 kW 240 / 326 PS	ATEGO	01 -						
Dieselmotor OM 926 LA Euro 3	7201	6	240kW 326 PS	ATEGO ZETROS 1833 + 2733	01 -						
Dieselmotor OM 360 OM 360 A OM 360 H	8720	6	127 - 154,5 kW 172 - 210 PS	L/LP 1317, LP 1319, LP 1417, LP 1419, LP 1519, LP 1619, LP 1817, LP 1819, O 302, O 305	68 - 83						
Dieselmotor OM 327	7980	6	110,5- 125 kW (150-170 PS)	1216, 1317, 1417, 1517, O 302							
Dieselmotor OM 401 A OM 401 LA	9572	6	180 - 231 kW 246 - 314 PS	0303, 1019, 1219, 1419, 1619, 1719, 1819, 1919, 2219	77 -						
Dieselmotor OM 402 LA	12760	8	280 kW 381 PS	ACTROS, 1226, 1227, 1429, 1726, 1827, 1838, 2422, 2427, 2527, 2638, 2635	64 -						
Dieselmotor OM 403	15950	10	261 kW 355PS	1626, 1632, 1926, 1932, 2032, 2226, 2232, 2626	72 - 82						
Dieselmotor OM 404	20910	12	184 - 236 kW 250 - 321 PS	Stationary engine	66 -						
Dieselmotor OM 409	9200	5	137,5 kW 187 PS	Industrial engine	75 -						
Dieselmotor OM402 A OM 402 LA	12760	V8	280 kW (381 PS)	404, 1838, 2638, 2635, 1831, 2531, 1226, 1227, 1429, 1726 1727 1827 2422 2427 2527 ACTROS							
Dieselmotor OM 401	9572	6	129 - 188 kW 175 - 256 PS	1224, 1227, 1424, 1427, 1431, 1727, 1824, 1827, 1831, 1927, 2024, 2031, 2426, 2427, 2431, 2524, O 404	85 - 00						
Dieselmotor OM 401.905	10456	V6	193 kW (262 PS)	Industrial engine	77-82						
Dieselmotor OM 403	15950	V8	250 kW	Industrial engine	80 -						
Dieselmotor OM 404 A.901	20911	V12	386 kW (525 PS)	Industrial engine	77-82						
Dieselmotor OM 407 A, OM 407 HA	11413	6	206 kW (280 PS)	O 305 G	80-87						

	ccm											
Dieselmotor OM 401 LA.	9572	V6	200/230 kW (272/313 PS)	ACTROS, O 404, 1226, 1227, 1429, 1726, 1727, 1827, 1838, 2422, 2427, 2527, 2638	85 - 00	125,000	3,00 3,00 4,00	916 NIT S 911 IW U CR 947 EX CR		8910700000	1	STD
Dieselmotor OM402 A OM 402 LA	12760	V8	280 kW (381 PS)	404, 1838, 2638, 2635, 1831, 2531, 1226, 1227, 1429, 1726 1727 1827 2422 2427 2527 ACTROS, O 404	85 - 00							
Dieselmotor OM 421 OM 421 A	10965	6	159 - 390 kW 216 - 530 PS	O 405, O 407, 1222, 1422, 1622, 1922, 2222, O 303	85-88	128,000	3,00 3,00 4,00	916 IF NIT S 911 IW U CR 947 EX CR		8910330000	1	STD
Dieselmotor OM 422 OM 422 A	14618	8	184 - 390 kW 250 - 530 PS	ATEGO, ACTROS, O 303, 1633, 1635, 1933, 2033, 2233, 2235, 3333	79 -							
Dieselmotor OM 423 OM 423 LA	18273	10	184 - 390 kW 250 - 530 PS	ACTROS, 1636, 1936, 2235, 2236, 3836								
Dieselmotor OM 424, OM 424 A OM 424 LA	21927	12	309 - 441 kW 420 - 600 PS	ATEGO 2633, O 303 1633, 1638, 1933, 1938, 2638, 3333	81 -							
Dieselmotor OM 427 OM 427 A	11407	5	150 kW 204 PS	O 405	85 - 01							
Dieselmotor OM 427 HLA OM 429 A OM 429 LA OM 447 OM 475	11970	R 6	184 - 206 kW 250 - 280 PS	O 404, O 405	85 - 01							
Dieselmotor OM 441 A OM 441 LA	10960	6	200 - 250 kW 272 - 340 PS	O 303, 1234, 1733, 2433, 2534, 3234 ACTROS	91 -							
Dieselmotor OM 442 A OM 442 LA	14618	8	269 - 362 kW 366 - 492 PS	ACTROS, O 404	91 -							
Dieselmotor OM 443 A OM 443 LA	18267	10	340 - 412 kW 462 - 560 PS	Stationary engine	91 -							
Dieselmotor OM 444 A OM 444 LA	21920	12	500 kW	Stationary engine	91 -							
Dieselmotor OM 457 LA OM 457 HLA OM 458	11967	R 6	185 - 335 kW 252 - 456 PS	AXOR, CITARO, O 500, O 530, TRAVEGO,	97 -							
Dieselmotor OM 421 A OM 421 LA	14618	8	269 - 362 kW 366 - 492 PS	ACTROS, O 303, O 404, 1644, 1748, 1944, 2244	91 -	128,000	3,00 3,00 4,00	916 IF NIT S 931 FE 947 EX CR		8910620000	1	STD
Dieselmotor OM 421 A OM 421 LA	10965	6	184 - 390 kW 250 - 530 PS	ATEGO, ACTROS, O 303, 1633, 1635, 1933, 2033, 2233, 2235, 3333	79 -							
Dieselmotor OM 422 A OM 422 LA	14618	8	184 - 390 kW 250 - 530 PS	ACTROS, 1638, 1644, 1938, 2238, 2244, 2638	79 -							
Dieselmotor OM 441 A OM 441 LA	10960	6	200 - 250 kW 272 - 340 PS	O303	89 -							
Dieselmotor OM 457 - OM 458 OM 421 - OM 422 - OM 423	11970	6	185 - 315 kW 252 - 428 PS			128,000	3,00 3,00 4,00	916 IF NIT S 911 IW U CR 947 EX NIT S		8912700000	1	STD
Dieselmotor OM 346	10809	6	132,5/ 154,5 kW (180/210 PS)	LKA/LP 1418, 1518, 1618, 1619, 1620, 1918, 1920, 2020, 2220, LS 332 L 334	61-67	128,000	3,50 3,50 3,50 6,50	916 CR 911 IF P 931 P 947 EX CR		8910200000	1	STD 0,50 1,00
Dieselmotor OM 355	11581	6	136-191 kW (185-260 PS)	LP 1424, LP 1623/36, LP/ LPK 1624, LP 1923, L/LP/ LK 1924, LP/LPK 2224, LP 2624, LP 2623 O 317 L 1621 L 1921	67-78							
Dieselmotor OM 355 A	11900	6	206/210 kW (280/285 PS)	Bus, L 1928, L 2628 (Export)	78-							



DAIMLER-MERCEDES BENZ

Globally reliable

	ccm											
Dieselmotor OM 441	11309	6	151 kW 205 PS	1622, O 303, 1628, 1726, 1729, 1928, 1929, 2228 2429 3239	93 -	130.000	3,00 3,00 4,00	916 CR S 911 IF FE 947 EX CR		8910460000	1	STD
Dieselmotor OM 442	15080	V8	195 kW 265 PS	Stationary engine	93 -							
Dieselmotor OM 443	18848	V10	271 kW 369 PS	Stationary engine	88 -							
Dieselmotor OM 444	22618	V12	350 kW	Stationary engine	88 -							
Dieselmotor OM 441	11309	6	151 - 165 kW 205 - 224 PS	1622, O 303, 1628, 1726, 1729, 1928, 1929, 2228, 2429 3239	93 -	130.000	3,00 3,00 4,00	916 NIT S 911 IW U CR 947 EX CR		8910550000	1	STD
Dieselmotor OM 442	15080	V8	192 - 218 kW 265 - 296 PS	Stationary engine	88 -							
Dieselmotor OM 443	18848	V10	271 kW 369 PS	Stationary engine	88 -							
Dieselmotor OM 444	22618	V12	350 kW	Stationary engine	88 -							
Dieselmotor OM 411	11309	V6	150-165 kW (204-225 PS)	1622, O 303, 122, 1722, 1922, 2222, 2422	88-	130.000	3,00 3,00 4,00	910 CR S 911 IW U CR 947 EX CR		8910600000	1	STD
Dieselmotor OM 422	15080	V8	206/218 kW (280/296 PS)	1628, 1726, 1729, 1928, 1929, 2228, 2429, 3239, O 303	88-							
Dieselmotor OM 441	11309	6	151 kW 205 PS	Stationary engine	93 -							
Dieselmotor OM 442	18848	8	218 kW 296 PS	Stationary engine	93-							
Dieselmotor OM 443	18848	V10	271 kW 369 PS	Stationary engine	88-							
Dieselmotor OM 444	22618	V12	350 kW	Stationary engine	93-							
Dieselmotor OM 422	15080	V8	206/218 kW (280/296 PS)	1628, 1726, 1729, 1928, 1929, 2228, 2429, 3239, O 303	88-	130.000	3,00 3,00 4,00	910 CR S 911 IF FE 947 EX CR		8910610000	1	STD
Dieselmotor OM 441	11309	V6	150-165 kW (204-225 PS)	1622, O 303, 122, 1722, 1922, 2222, 2422	88-							
Dieselmotor OM 442 Euro 1	15080	V8	195 kW (265 PS)	1628, 1728, 2228	92-							
Dieselmotor OM 443.900/905	18848	V10	271 kW 369 PS	Stationary engine	88-							
Dieselmotor OM 444	22618	V12	350 kW	Stationary engine	88-							
Dieselmotor OM 501 LA	11940	V6	230-315 kW (313-428 PS)	ACTROS 1831, 1835, 1839, 1843, 2531, 2535, 2539 2543	06/96-	130.000	3,00 3,00 4,00	916 NIT S 911 IW U CR 947 EX CR		8910900000	1	STD
Dieselmotor OM 502 LA	15920	V8	350-425 kW (476-578 PS)	ACTROS 1848, 1853, 2548, 2553,	06/96-							
Dieselmotor OM 521 LA OM 541 LA	11946	6	315 - 355 kW 428 - 483 PS	ACTROS 1839, 1840, 2040, 2539, 2540, 2640, 3240, 3241, 4140	96 -							
Dieselmotor OM 542 LA OM 522 LA	15928	8	330 - 448 kW 445 - 609 PS	ACTROS, 1853, 2053, 2553, 2653, 3253, 3353	96 -							
Dieselmotor OM 941	11946	6	230 - 315 kW 313 - 428 PS	ACTROS	00 -							
Dieselmotor OM 942	15928	8	330 - 448 kW 445 - 609 PS	ACTROS	97 -							
Dieselmotor OM 521 LA OM 541 LA	11946	6	315 - 420 kW 428 - 571 PS	ACTROS	96 -	130.000	3,00 3,00 4,00	916 NIT S PVD 911 IW U CR 947 EX NIT S		8912640000	1	STD
Dieselmotor OM 522 LA OM 542 LA	15928	8	350 - 420 kW 476 - 571 PS	ACTROS	96 -							
Dieselmotor OM 941	11946	6	230 - 315 kW 313 - 428 PS	ACTROS	00 -							
Dieselmotor OM 942	15928	8	330 - 448 kW 445 - 609 PS	ACTROS	00 -							



siehe / see / voir KHD












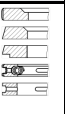

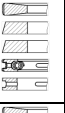
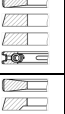

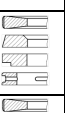
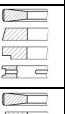
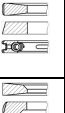
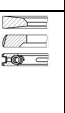


EICHER

Globally reliable



auf Anfrage / acc. request /
sur demande

	ccm											
Dieselmotor 6.305	5000	6	61 kW 83 PS	4 GE-L, 4 GE-K, 1009 B special version rings see: 9-3619-00	61 -	91,480	2,38 2,38 3,16 6,33 6,33	910 CR IW 911 IF FE 931 FE 947 EX CR 946 FE		8936240000	1	STD
Dieselmotor OM 352 A	5675	6	92 - 127 kW 125 - 173 PS	L 1413/36, /42, /48, LK 1413/36	71 -	97,000	2,50 2,50 4,00	916 CR S 911 IW U P 947 EX CR		8910310000 2500 5000 7500 1000	1	STD 0,25 0,50 0,75 1,00
Dieselmotor OM 352	5673	6	96 kW 130 PS	LP 1113	73 -	97,000	3,00 3,00 3,00 5,50 5,50	916 CR S 911 FE 911 FE 947 EX CR 946		8910170000 5000 1000	1	STD 0,50 1,00
Dieselmotor OM 352	5673	6	96 kW 130 PS	LP 1113	74 -	97,000	3,00 3,00 3,00 5,50	916 CR S 911 FE 911 FE 947 EX CR		8910300000 5000 1000	1	STD 0,50 1,00
Dieselmotor OM 364 OM 364 A OM 364 LA Dieselmotor OM 366 OM 366 A OM 366 LA	3972 5958	4 6	66 - 100 kW 90 - 136 PS 100 - 157 kW 136 - 214 PS	90, 110, 140, 811 709, 809, 811, 814, 914, 1114, 1314, 1414, 1614, O 301, O 402, 1117, 1119, 1120, 1317, 1320	84 - 84 -	97,500	2,50 2,50 4,00	916 CR S 911 IW U P 947 EX CR		8910440000 2500 5000	1	STD 0,25 0,50
Dieselmotor FF-1	8300	6	114 kW (155 PS)	VFK, FAP 13 FF	62-	112,000	3,50 3,00 3,50 6,00	916 CR P 911 IF P 930 P 948 P		8900190000	1	STD
Dieselmotor 4 F, 4 FU	10000	6	147 kW (200 PS)	9 GF 4 F 3206	61-	123,000	3,00 3,00 3,00 6,00	916 CR P 911 FE 930 FE 948 P		8900180000	1	STD
Dieselmotor 2 FP-B, 2 FUP-B Dieselmotor 2F-B, 2 FU-B	11040 11040	6 6	170/191 kW (231/260 PS) 142/147 kW (193/200 PS)	LKW, Bus, Industriemotor LKW, Bus, Industriemotor	80- 80-	125,000	3,50 3,00 6,00	914 CR 911 FE 947 EX CR		8900150000	1	STD
Dieselmotor OM 441 A Dieselmotor OM 442 LA	10960 14618	6 8	200 kW 272 PS 320 - 362 kW 435 - 492 PS	O 303 1644, 1748, 1844, 1944, 2044, 2244, 2448, 2544, 2644, 3548 Stationary engine	89 - 85 -	128,000	3,00 3,00 4,00	916 IF NIT S 911 IW U CR 947 EX CR		8910330000	1	STD
Dieselmotor OM 444 A	21920	12										



FIAT

Globally reliable

	ccm											
Motor 156 A 4.000, 156 A4.000 M 204 AA.07.0, 145 A 4.000, Motor 170 A1.000 170 A1.046	770 903	4 4	25 kW (34 PS) 30 kW 41 PS	Panda 750 Cinquecento 0.9 i.e.	86-97 91 - 93	65,000	1,50 1,50 3,00	910 IF CR S 911 FE 777 CR S		8920610000	1	STD
Motor 100 G.000, 100 G.002, 100 GC.000, Motor 100 GL 000, 100 GF.003, ECE 146 A.000, 100 GC.000, 100 GBC.000, 100 GT.000 Motor 141 B.000, M 020 GS 07.0	843 903 769	4 4 4	25 - 36 kW (34 - 49 PS) 26 - 50 kW (35 - 68 PS) 25 kW 34 PS	850 127, 500, 850, Marbella, Panda, UNO, Cinquecento Panda	64 - 73 65 - 89 86 - 92	65,000	1,75 2,00 3,94	910 IF CR 930 FE 777 CR S		8920050000 4000 6000	1	STD 0,40 0,60
Motor M 020 CB.09.0 A112 B1.000	965	4	35 kW (48 PS)	Panda, A 112	84-89	67,200	1,50 1,75 3,94	910 IF CR S 931 FE 777 CR S		8920570000	1	STD
Dieselmotor 199 A3.000 263 A2.000 Dieselmotor 199 A3.000 263 A2.000 Dieselmotor 199 A3.000 263 A2.000 Dieselmotor 199 B1.000 Dieselmotor 199 B1.000 Dieselmotor 199 B1.000 Dieselmotor 199 B1.000 Dieselmotor 199 B1.000 Dieselmotor 199 B1.000 Dieselmotor 199 B1.000 Dieselmotor 199 B1.000 Dieselmotor 199 B1.000	1248 1248 1248 1248 1248 1248 1248 1248 1248 1248 1248	4 4 4 4 4 4 4 4 4 4 4	66 kW (90 PS) 66 kW (90 PS) 66 kW (90 PS) 70 kW (95PS) 70 kW (95 PS) 70 kW (95 PS) 70 kW (95 PS) 70 kW (95 PS) 70 kW (95 PS) 70 kW (95 PS) 70 kW (95 PS) 70 kW (95 PS)	DOBLO Kasten/Kombi (263) 1.3 D Multijet DOBLO Kombi (152, 263) 1.3 D Multijet DOBLO Pritsche/Fahrgestell (263) 1.3 D Multijet 500 1.3 D Multijet 500 C 1.3 D Multijet FIORINO Kasten/Kombi (225) 1.3 D Multijet IDEA 1.3 D Multijet PUNTO (199) 1.3 D Multijet PUNTO EVO (199) 1.3 D Multijet QUBO (225) 1.3 D Multijet STRADA (178E) 1.3 D Multijet	02/10- 02/10- 02/10- 12/09- 09/09- 07/09- 05/08- 03/12- 10/09-02/12 07/10- 10/10-	69,600	1,50 1,50 2,00	910 CKS 911 P 947 EX NIT S		8920190000 4000 6000	1	STD 0,40 0,60
Dieselmotor JTD 1.3 Multijet 199 A3.000 188 A9.000 M 733 AT.12.Z	1248	4	51 - 70 kW (70 - 95 PS)	Gingo, 500, Doplo, Idea, Panda, Punto, Albea, Linea, Grande Punto, Qubo, Punto Classic, Punto Evo, Idea Lancia Ypsilon, Lanica Musa 1.3 Multijet 16V	03 -	69,600	2,00 1,50 2,00	910 NIT S 911 P 947 EX NIT		8920960000 4000 6000	1	STD 0,40 0,60
Motor 176 A7.000, 176 A8.000 176 B4.000, 176 B9.000 178 B5, 178 E2, 182 B2, 188 A4, a88 A5, 223 A5	1108	4	40 - 59 kW (54 - 80 PS)	Punto 60, 75, 85 1.2, Siena, Palio, Strada, Brava, Marela, Panda, Idea, Stilo, Doblo 1.2, Seicento	94 -	70,000	1,20 1,20 2,50	910 IF CR S 931 P 777 CR S		8920830000 4000 8000	1	STD 0,40 0,80
Motor 156 A 2.246, 156 A2.050, 156 A3.000, 156 C.046, Motor 160 A3.000 M 204 AA 11.0	999 1108	4 4	33-43 kW (45-58 PS) 41 kW 55 PS	Panda 1000, Uno 45, 50, 60 Lancia Y 10 Tipo 1.1, Uno 60	85- 88 - 92	70,000	1,50 1,50 3,00	910 IF CR S 911 FE 777 CR S		8920620000	1	STD
Motor 176 A7.000, 176 A8, 176 B4, 176 B9, 178 B5, 178 E2, 182 B2, 188 A4, 188 A5, 223 A5	1242	4	44 - 63 kW (60 - 86 PS)	Punto 60, 75, 85 Siena, Strada, Palio, Brava, Marela, Panda Stilo, Doblo 1.2, Bravo, Stilo,	93-	70,800	1,20 1,20 2,50	910 IF CR S 911 FE 777 CR S		8920840000 4000 6000	1	STD 0,40 0,60




































	ccm										
Motor 169 A3.000	1368	4	70 kW (95 PS)	500L 1.4	09/12-	72,000	1,00 1,20 2,00	910 IF NIT S 931 P 777 NIT S		8920950000 4000	1 STD 0,40
Motor 169 A3.000	1368	4	74 kW (100 PS)	PANDA (169) 1.4	10/06-						
Motor 192 B2.000	1368	4	66 kW (90 PS)	BRAVO II (198) 1.4 BRAVO II (198) 1.4 LPG	04/07-						
Motor 192 B2.000	1368	4	66 kW (90 PS)	IDEA 1.4	12/03-						
Motor 192 B2.000	1368	4	66 kW (90 PS)	STILO (192) 1.4 16V	03/05 - 11/06						
Motor 199 A6.000	1368	4	70 kW (95 PS)	PUNTO / GRANDE PUNTO (199) 1.4 16V	10/05-						
Motor 843 A1.000	1368	4	70 kW (95 PS)	DOBLO (152, 263) 1.4	02/10-						
Motor 843 A1.000	1368	4	70 kW (95 PS)	IDEA 1.4 16V	01/04-						
Motor 843 A1.000	1368	4	70 kW (95 PS)	STILO (192) 1.4 16V	01/04 - 11/06						
Motor 955 A6.000	1368	4	77 kW (105 PS)	PUNTO (199) 1.4 Multi Air	03/12-						
Motor 955 A6.000	1368	4	77 kW (105 PS)	PUNTO EVO 1.4 16V	10/09 - 02/12						
Motor 198 A1.000 from engine no.1432596	1368	4	110 kW (150 PS)	BRAVO II (198) 1.4 T-Jet	09/07-	72,000	1,20 1,20 2,00	910 CKS 931 P 947 EX CR		8920130000	1 STD
Motor 198 A4.000 to engine no. 1711633	1368	4	88 kW (120 PS)	BRAVO II (198) 1.4 T-Jet	09/07-						
Motor 198 A7.000 to engine no. 1711633	1368	4	103 kW (140 PS)	BRAVO II (198) 1.4 16V	03/08-						
Motor 312 A1.000 from engine no.1711633	1368	4	99 kW (135 PS)	500 1.4 Abarth	08/08-						
Motor 312 A3.000 from engine no. 1711633	1368	4	132 kW (180 PS)	500 1.4 Abarth	08/08-						
Motor 955 A2.000	1368	4	99 kW (135 PS)	PUNTO EVO 1.4 16V	10/09-02/12						
Motor 955 A2.000 to engine no. 1711633	1368	4	99 kW (135 PS)	PUNTO (199) 1.4 Turbo Multi Air	03/12-						
Motor 124 A 000, 124 BL 016	1197	4	44 kW (60 PS)	124 Berlina, Familiare, Sedan, 238 B, 238 M2	66 - 74	73,000	1,50 2,00 3,94	910 IF CR S 930 P 948 EX		8920150000 6000	1 STD 0,60
Motor 131 A.000, 131 B 000, 131 BC.74.0	1297	4	40 - 60 kW (55 - 82 PS)	131 LADA Russia	10/74-80	76,000	1,50 2,00 3,94	910 CR S 930 FE 777 CR S		8920170000 4000 6000 8000 1000	1 STD 0,40 0,60 0,80 1,00
Dieselmotor 127 A 5000, M 703 AA.	1302	4	33 kW (45 PS)	Uno D, Panda, 127, Spazio	81-92	76,000	2,50 2,00 3,00	914 CR 931 FE 947 EX CR		8920560000 4000 6000	1 STD 0,40 0,60
Dieselmotor M 709 BT.13.0, M 709 AT.13.0	1367	4	51 - 53 kW (70 - 72 PS)	Uno TD	86-	78,000	2,50 2,00 3,00	914 CR 911 IF P 947 EX CR		8920630000 6000	1 STD 0,60
Dieselmotor 198 A3.000 from engine no. 6577406	1598	4	77 kW (105 PS)	Bravo II (198) 1.6 D Multijet	03/08	79,500	1,50 1,50 2,00	910 CKS 931 P 947 EX NIT S		8920870000 4000	1 STD 0,40
Dieselmotor 198 A3.000 from engine no. 6577406	1598	4	77 kW (105 PS)	Doblo (263) 1.6 D Multijet	02/10						
Dieselmotor 198 A3.000 from engine no. 6577406	1598	4	77 kW (105 PS)	Linea (323) 1.6 D Multijet	06/09						
Dieselmotor 198 A6.000 from engine no. 6577406	1598	4	66 kW (90 PS)	Bravo II (198) 1.6 D Multijet	03/08						
Dieselmotor 199 B5.000	1598	4	77 kW (105 PS)	500 L 1.6 D Multijet	09/12						
Dieselmotor 263 A4.000 from engine no. 6577406	1598	4	66 kW (90 PS)	Doblo (263) 1.6 D Multijet	02/10						



FIAT

Globally reliable

	ccm											
Dieselmotor 198 A3.000 till engine no. 6577406	1598	4	77 kW (105 PS)	Linea (323) 1.6 D Multijet	06/09-	79,500	2,00 1,75 2,00	910 CKS 931 P 947 EX NIT S		8920820000	1	STD
Dieselmotor 198 A6.000, 198 A3.000, 955 A4.000 till engine no. 6577406	1598	4	66 - 88 kW (90 - 120 PS)	Bravo 1.6 D Multijet	03/08-							
198 A2.000 (88 kW) from engine no. 6577406 and till 14/11/2012												
Dieselmotor 263 A4.000, 263 A3.000, 198 A3.000 till engine no. 6577406	1598	4	66 - 77 kW (90 - 105 PS)	Doblo (263) 1.6 D Multijet	02/10-							
Dieselmotor 350 A2.000	1598	4	88 kW (120 PS)	Idea 1.6 D Multijet	05/08-							
Dieselmotor 955 A3.000	1598	4	88 kW (120 PS)	Grande Punto (199) 1.6 D Multijet	07/08-							
Dieselmotor 955 A3.000	1598	4	88 kW (120 PS)	Punto Evo 1.6 D Multijet	10/09-02/12							
Motor 128 A.000, 128 AC 5.000, 138 A 000, 138 B 000, 138 B 1.000, 138 C 1.000, 146 A 4.000, 146 A 4.048	1116	4	40 - 48 kW 55 - 65 PS	128, Ritmo, Uno	69 - 87	80,000	1,50 2,00 3,94	910 IF CR S 931 FE 948 EX		8920220000	1	STD 0,40 0,60 0,80
Motor M 024 AA.07.0, 126 A 2.000	704	2	19/22 kW (26/30 PS)	Cinquecento, 126	93-							
Motor 182 B6.000 Euro 3	1596	4	76 kW 103 PS	Brava 1.6, Bravo 1.6, Doblo 1.6 Multipla 1.6 Palio 1.6 Siena 1.6 Stilo 1.6	00 -	80,500	1,20 1,20 2,00	910 NIT S IF 931 P 777 NIT S		8920970000	1	STD
Motor M 645 WA.15.Z 182 B 6.000	1596	4	76 kW (103 PS)	Brava, Bravo, Doblo, Marea, Multipla, Stilo, Palio, Steel								
Motor	1372	4	51 kW 69 PS	Uno, Punto, Palio, Tempra 1.4	96 -	80,500	1,20 1,50 3,00	910 CR S 911 P 777 CR S		8920810000	1	STD
Motor M 202 PA.13.0, 160 A1 046 146 C 1000, 146 C 5000, 146 D 5000, 160 A 1.046, 836 A 4.000, M 605 PB 13.C014	1372	4	51 - 57 kW (70 - 69 PS)	Uno 70, Elba, Fiorino, Tempra, Tipo, Mille	89-98	80,500	1,50 1,75 3,00	910 IF CR S 931 FE 777 CR S		8920030000	1	STD
Motor M 603 AT.13.0	1301	4	77 kW (105 PS)	Uno turbo	85-89	80,500	1,50 2,00	910 IF CR S 931 P		8920580000	1	STD
Motor M 603 AT.13.0, 146 A2.000/246	1301	4	73,5 kW (100 PS)	Uno turbo	85-91		3,94	947 EX CR				
Motor 146 A 8.000, 176 A 4.000 M 603 BT.13.0	1372	4	84 - 100 kW (114 - 136 PS)	Uno turbo, Punto	92-98	80,500	1,50 2,00 3,00	910 IF CR S 931 P 777 CR S		8920720000	1	STD
Motor 182 B7.000, 185 A 8.000 M 654 DA 15 T M 648 PA 19 V025	1998	5	113 kW (154 PS)	Brava, Marea	98-	82,000	1,20 1,20 2,00	910 NIT S 931 P 777 NIT S		8901230000	1	STD 0,40 0,60
Motor 175 A3.000 M 648 FT 19 T	1998	5	162 kW 220 PS	Coupe 2.0 i.e 20V turbo, Marea	96-	82,000	1,20 1,50 3,00	910 IF CR S 931 FE 777 CR S		8920850000	1	STD 0,40
Motor 182 A 1.000, M 182 A M 648 AA 19 T	1998	5	108 kW (147 PS)	Bravo 2.0i HGT 20V, Marea 2.0i 20V, Brava, Coupe	95-	82,000	1,50 1,50 3,00	910 CR S 931 P 777 CR S		8920740000	1	STD 0,40
Motor M 182 A M 646 AA 17.T	1747	4	83 - 103 kW 113 - 140 PS	Barquette, Brava, Bravo, Marea Coupe	95 -							
Motor M 634.AA, 182 A 3.000	1369	4	55/59 kW (75/80 PS)	Bravo, Brava, Marea	08/95-							
Dieselmotor 188A3.000	1910	4	44 kW (60 PS)	Punto, Palio, Strada, Doplo 1.9		82,000	2,00 2,00 3,00	910 CR S 931 P 947 EX CR		8920930000	1	STD






























	ccm											
Dieselmotor 841 G 000, 841 M 000, 841 N 000 M 729 AT 24 Dieselmotor M724 NT 19.T, M724 RT 19, 192 B 1.000, 937 A 5.000, M 729 AT 19, M 724 MT 19	2387 1910	5 4	129 - 147 kW 175 - 200 PS 59 - 110 kW (80 - 150 PS)	Brava , Croma Alfa Romeo 156 Thesis 2.4 JTD JTD 2.4 Multijet 20 V Marea, Stilo, Multipla, Croma, Doblo, Idea, Punto, Sedici, Nouva Punto JTD 1.9 Multijet 8V + 16V	00 - 99 -	82,000	2,00 2,00 2,00	910 CR S 931 P 947 EX NIT	  	8920980000 4000 6000	1 1	STD 0,40 0,60
Dieselmotor 839.A600 Dieselmotor AR37101 188 A 2.000	2387 1910	5 4	100 kW (136 PS) 73 kW (100 PS)	Stilo 2.4 JTD Bravo, Punto, Stilo, Marea, Multipla, 1.9 JTD SX, HSX ELX		82,000	2,50 2,00 2,00	910 CR S 931 P 947 EX NIT	 	8920940000	1	STD
Dieselmotor 182 A8/A7 + B4 M 720 AT 19 T M 724 BT 19 T Dieselmotor M 717 AT.24.T M 722 BT 24 T M 722 MT 24 T	1910 2387	4 5	55-91 kW (75/124 PS) 91 - 100 kW (124 - 136 PS)	Brava, Bravo, Barchetta, Marea, Marengo, Stilo Alfa Romeo 155 + 164 Marea	95- 99 - 00	82,000	3,00 2,00 3,00	914 CR P 911 IF U FE 947 EX CR	 	8920890000 6000	1	STD 0,60
Dieselmotor DW 8, DW 8B, WJY, WJZ	1868	4	51 - 52 kW 69 - 71 PS	Sudo	98 -	82,200	2,00 2,00 3,00	910 CR S 931 P 947 EX CR	 	8911420000 5000	1	STD 0,50
Dieselmotor M 711 KT.19	1930	4	69 kW (94 PS)	Croma TD i.D.	93-	82,600	2,00 2,00 3,00	910 CR S 930 P 947 EX CR	 	8920800000 4000	1	STD 0,40
Dieselmotor 149 A 1.000, 160 A 7.000 M 705 FA.19.010, 149 B 1.000 Dieselmotor 149 B 3.000, 149 B 4.000, 149 B 4.046, M 705 BA.19.0 149 B 2.000,	1929 1698	4 4	48 - 51 kW (65 - 70 PS) 43/44 kW (58/60 PS)	Ducato, Marengo, Regata, Tempra, Tipo, Brava, Bravo, Talento Duna, Fiorino, Regatta, Ritmo, Uno D, Tipo	90- 88-	82,600	2,50 2,00 4,00	914 CR 930 P 947 EX CR	  	8920590000 4000 8000	1	STD 0,40 0,80
Dieselmotor M 705 VA.19.S, 149 B 1.000 Dieselmotor M 705.CA.19 Dieselmotor M 708.FA.17	1930 1929 1697	4 4 4	51 kW (70 PS) 44/48 kW (60/65 PS) 43 kW (58 PS)	Ducato Uno, Tempra Fiorino, Uno, Tipo	93- 90-95 90-95	82,600	2,50 2,00 3,00	914 CR 930 P 947 EX CR	 	8920660000 4000	1	STD 0,40
Dieselmotor 176 A 5.000 M 708 HT.17 Dieselmotor M 710 AT.19.0, 160 A 6.000, TCA 160 718 AT 19, 718 TT 19 L	1698 1929	4 4	52 - 68 kW (71 - 92 PS) 59/68 kW (80/92 PS)	Punto, Ducato, Tempra, Tipo Ducato, Tempra, Tipo, Talento,	90 - 90-	82,600	3,00 2,00 3,00	914 CR 930 P 947 EX CR	 	8920040000 4000	1	STD 0,40
Dieselmotor M 707 HT.19.0, F 280 A 1000	1930	4	60 kW (82 PS)	Ducato TD	90-93	82,600	3,00 2,00 4,00	914 CR 930 P 947 EX CR	 	8920290000 4000	1	STD 0,40
Motor HA 24.V025 192 A 2.000	2446	5		Stilo	- 01	83,000	1,20 1,20 2,00	910 IF NIT S 931 P 777 NIT S	 	8920990000	1	STD
Motor 838 A2 Motor M 649AA.24.T.TER	2446 2446	5 5	129 kW (175 PS) 129 kW 175 PS	Lancia K 2.4i 20V Lancia K 2.4i 20V Coupe	94- 96-	83,000	1,20 1,50 3,00	910 IF NIT S 931 P 777 CR S	 	8920880000 6000	1	STD 0,60



FIAT

Globally reliable

Dieselmotor 198 A5.000	1956	4	121 kW (165 PS)	BRAVO II (198) 2.0 D Multijet	09/08-		83,000	1,50	910 CDS P		8935090000	1	STD
Dieselmotor 250 A1.000	1956	4	85 kW (116 PS)	DUCATO (250) 115 Multijet 2.0 D	06/11-			1,50 2,00	931 ES P 947 EX NIT S		5000		0,50
Dieselmotor 263 A1.000	1956	4	99 kW (135 PS)	DOBLO (152, 263) 2.0 D Multijet	02/10-								
Dieselmotor 939 B5.000	1956	4	100 kW (136 PS)	FREEMONT (JC) 2.0 JTD	08/11-								
Dieselmotor 939 B5.000	1956	4	125 kW (170 PS)	FREEMONT (JC) 2.0 JTD 4x4	08/11-								
Dieselmotor 939 B5.000	1956	4	120 kW (163 PS)	FREEMONT (JC) 2.0 JTD 4x4	08/11-								
Dieselmotor 940 A5.000	1956	4	103 kW (140 PS)	FREEMONT (JC) 2.0 JTD	08/11-								
Dieselmotor D20AA	1956	4	99 kW (135 PS)	SEDICI 2.0 D Multijet 4x4	06/06-								
Motor XU 7 JP 4, XU 7 JP Z LFW	1761	4	66 - 76 kW (90 - 103 PS)	Ulysse 1.8i, Scudo	96-		83,000	1,50 1,50 3,00	910 IF CR S 931 P 777 CR S		8937250000	1	STD
Dieselmotor XUD 9 A, XUD 9 B, D9B, DJY	1905	4	48 - 52 kW 65 - 71 PS	Scudo 1.9 D, Ducato	10/95-		83,000	2,00 2,00 3,00	910 CR S 911 P 947 EX NIT S		8937460000	1	STD
Dieselmotor 138 A 5.000 138 B 6.000	1714	4	40 - 43 kW (55 - 58 PS)	Ritmo, Regata	80-86		83,000	2,50 2,00 4,00	914 CR 930 FE 947 EX CR		8920550000	1	STD 0,40 0,60
Dieselmotor D8B, D8C, DHX, XUD9TF, -BTF, -TE	1905	4	66 - 68 kW 90 - 92 PS 89	Scudo, Ducato Ulysee 1,9 TD	95 -		83,000	3,00 2,00 3,00	914 CR 911 P 947 EX CR		8937440000	1	STD
Dieselmotor XUD 9 TE	1905	4		Ulysse 1.9 TD	95-		83,000	3,50 2,00	914 CR 911 P		8937290000	1	STD 0,50
Dieselmotor XUD 9 TE, XUD 8 B	1905	4		Scudo 1.9 TD	95-			3,00	947 EX CR		5000		
Motor	1600	4					84,000	1,00	910 IF NIT S		8920060000	1	STD
Motor	2000	4						1,50	931 P				
Motor	1400	4		Ritmo 105 TC/125 TC, Lancia Monte Carlo				3,00	777 NIT S				
Motor 154 A, 834 C, M 601 HA, 159 A, M 611, 836 A, M 615	1995	4	110 - 113 kW 150 - 153 PS	Croma, Tempra, Tipo	86 -		84,000	1,50 1,50 3,00	910 IF CR S 931 FE 777 NIT S		8920110000	1	STD 0,40 0,60
Motor 159 A 4.000 835 C 2.000 M 610 LA 18 C	1756	4	77 - 81 kW (105 - 110 PS)	Tempra, Tipo	90								
Motor M 400 BT.16.0, 831 A 7.000	1585	4	103/105 kW (140/143 PS)	Lancia Delta HF	86-92								
Motor 131 B 1.000 132 C 000 132 D 000	1585	4	71 - 72 kW 96 - 98 PS	131, 132, Argenta	72 - 85		84,000	1,50 2,00 3,94	910 IF CR S 930 FE 777 CR S		8920240000	1	STD 0,40 1,00
Motor 131 B, 131 C, 132 C, 132 D, 154 A, 834 B, M 601, M 834,	1995	4	66 - 129 kW (90 - 175 PS)	131, 132, Argenta, Croma, Croma Turbo	72-92								
Motor XM 7 T	1795	4	51 kW (69 PS)	Ducato 10, Furgone	82-88		84,000	1,50 2,00 4,00	910 IF CR S 930 FE 777 CR S		8937120000	1	STD
Dieselmotor RH02 from 27.06.2012	1997	4	94 kW - 120 kW (128 PS - 163 PS)	SCUDO (272, 270_) 2.0 D Multijet	07/10-		85,000	2,00 2,00 2,00	913 CDS 911 IF U 947 EX NIT S		8937650000	1	STD
Dieselmotor RH02 till 26.06.2012	1997	4	94 kW - 120 kW (128 PS - 163 PS)	SCUDO (272, 270_) 2.0 D Multijet	07/10-		85,000	2,50 2,00 2,00	916 CKS 911 IF U 947 EX NIT S		8937680000	1	STD
Dieselmotor XUD 11 BTE	2088	4	80 kW (109 PS)	Ulysse 2.1 TD 12V	96-		85,000	3,00 2,00 3,00	914 CR 911 FE 947 EX CR		8937300000	1	STD
Motor XU 10 J 4 RS	1998	4	120 kW (163 PS)	Ulysse 2.0 16V S			86,000	1,50 1,50 3,00	910 IF CR S 931 P 777 CR S		8937450000	1	STD
Motor XU 10 2 C XU 10 J 2 Z RFU, RFW, RGU	1998	4	84 - 89 kW (114 - 121 PS)	Ducato, Ulysee	90 -		86,000	1,50 1,75 3,00	910 IF CR S 931 FE 777 CR S		8937310000	1	STD
Motor 128 A 1.000 128 AC 000 128 AR 000 128 AS 000	1290	4	44 - 55 kW (60 - 75 PS)	X 1/9, 128	72-79		86,000	1,50 2,00 3,94	910 IF CR S 931 FE 948 EX		8920270000	1	STD 0,40 0,60























	ccm											
Motor 182.A4.000, 182.A6.000, M 645 BA.15.T	1581	4	76 kW (103 PS)	Bravo, Brava, Palio, Siena, Stilo, Marea, Doplo, Multipla	95-	86,400	1,50 1,50 3,00	910 IF CR S 931 FE 777 CR S		8920790000 6000	1	STD 0,60
Motor 159 A 3.000, M 202 PB 15.0	1581	4	59/66 kW (80/90 PS)	Punto, Tipo, Tempra, Scudo	93-	86,400	1,50 1,75 3,00	910 IF CR S 931 FE 777 CR S		8920090000 6000	1	STD 0,60
Motor 128.BB.064 128.AE.084	1301	4	48 kW 65 PS	Z 101, Yugo 65, Florida		86,400	1,50 2,00 3,00	910 CR S 931 P 777 CR S		8920100000	1	STD
Motor 128 A 3.000, 138 A 1.000, 138 A 3.000, 149 A 3.000	1302	4	48 - 55 kW (65 - 75 PS)	Regata 70, Super, Ritmo 65, Ritmo 70 Super, Uno 70 Super, Ritmo Strada (USA)	78-87	86,400	1,50 2,00 3,94	910 IF CR S 931 P 777 CR S		8920450000	1	STD
Motor 138 B 3.000	1498	4	55-60,5 kW (75-82 PS)	Ritmo, Regata	78-87							
Motor 159 A, 160 A, 176 A, 835 C, M202, M 605	1581	4	59 - 66 kW (80 - 90 PS)	Punto, Scudo, Tempra, Tipo, Bravo, Elba, Fiorino, Selecta	90 -							
Motor	2492	V6		Croma 2.5 V6	94-	88,000	1,50 1,50 3,50	910 IF CR S 931 P 947 EX CR		8901130000	1	STD
Motor XN 1 T, P 170 B	1970	4	55/57 kW (75/78 PS)	Ducato 13, Furgone	82-86	88,000	1,50 2,00 4,00	910 IF CR S 911 FE 777 CR S		8937070000	1	STD
Dieselmotor 8144.65.200/300	1995	4	44 kW (60 PS)	131 D	78-84	88,000	2,00 2,00 4,00	910 CR S 931 FE 947 EX CR		8920530000	1	STD
Dieselmotor 8144.65.200/300	1995	4	44 kW (60 PS)	132 D	78-81							
Dieselmotor F1AE0481C	2286	4	110 / 81	Ducato 2.3 JTD	ab 04/02	88,000	2,50 2,00 2,50	914 CR 911 P 947 EX CR		8920080000 4000	1	STD 0,40
Dieselmotor F1A, Sofim	2286	4		Ducato	01 -	88,000	2,50 2,00 2,50	910 NIT S 911 IF P 947 EX NIT		8920350000	1	STD
Dieselmotor F1AE3481D, F1AE3481E, F1AE3481G	2287	4	83-109 kW (113-148 PS)	DUCATO (250) 100 Multijet 2,3 D, DUCATO (250) 130 Multijet 2,3 D, DUCATO (250) 150 Multijet 2,3 D	01/07-	88,000	2,50 2,00 2,50	913 CKS 911 947 EX NIT S		8920640000	1	STD
Dieselmotor	1995	4	44 kW (60 PS)	131 Mirafiori Diesel, 132 Diesel		88,000	3,00 2,00 4,00	910 IF CR S 931 FE 947 EX CR		8920540000	1	STD
Dieselmotor DJ 5 T DK 5 ATE	2446	4	76 - 96 kW 103 - 130 PS	Ducato	93 -	92,000	3,00 1,75 3,50	914 CR 911 P 947 EX CR		8937400000 5000	1	STD 0,50
Dieselmotor CRD 93, U 25, B 25.637	2499	4	50 - 55 kW (68 - 75 PS)	131 D, 132 D, Argenta D, Alfa 30 AR8, 35 AR8, Ducato	81 - 93	93,000	2,00 2,00 4,00	910 CR S 930 FE 947 EX CR		8920600000 6000	1	STD 0,60
Dieselmotor B 25/637	2499	4	52 kW (70 PS)	242 E	81-85	93,000	2,50 2,00 4,00	910 CR 911 P 947 EX CR		8937350000	1	STD
Dieselmotor 8140.07.2700, 8140.07.-3700 8140.27.2700 8140.47.2700 8140.67.2700	2499	4	55 - 85 kW (75 - 115 PS)	Daily, Ducato	89 -	93,000	3,00 2,00 3,00	914 CR 911 P 947 EX CR		8920010000 4000 6000	1	STD 0,40 0,60
Dieselmotor 8140.21, 8144.21	2445	4	68 kW (92 PS)	Ducato, Daily, Grinta	86-88							
Dieselmotor 8140.61 8142.61 8144.61	2445	4	53 kW 72 PS	Argenta, Ducato, Maratea, Marengo, Campagnola	78 -	93,000	3,00 2,00 3,00	910 CR S 930 FE 947 EX CR		8920020000 4000 6000	1	STD 0,40 0,60
Dieselmotor 8140.67.2500, 8144.67.2500	2499	4	55 kW (75 PS)	Ducato, Croma	85-94							
Dieselmotor 8140.61	2445	4	53 kW (72 PS)	30 F 8, 32 F 8, 35 F 8, 40 F 8 Daily, 238 E, 900 T, Ducato 13/14	78-85	93,000	3,00 2,00 4,00	910 CR S 930 FE 947 EX CR		8920520000 4000 6000	1	STD 0,40 0,60
Dieselmotor 8142.61, 8144.61	2445	4	53 kW (72 PS)	131 D, 132 D, Argenta D	78-85							
Dieselmotor 8140.23.3700 8140.23.3900 8140.43.3700 8140.43.3728 8140.43S Sofim Hp 125 TCA	2798	4	77 - 85 kW 105 - 115 PS	Ducato, Daily	96 -	94,400	2,50 2,00 2,50	914 CR 931 P 947 EX NIT S		8920910000 4000 6000	1	STD 0,40 0,60



FIAT

Globally reliable

	ccm										
Dieselmotor 8140.23.3700 8140.23.3900 8140.43.3700 8140.43.3728	2798	4	77 - 85 kW 105 - 115 PS	Ducato, Daily	96-	94,400	3,00 2,00 3,00	914 CR 931 P 947 EX CR	 8920900000 4000 6000	1	STD 0,40 0,60
Dieselmotor 8140.63.2200 Sofim	2798	4	63 - 90 kW (85 - 122 PS)	Maxi 2.8D, New Daily, Ducato	96 -	94,400	3,00 2,00 2,50	914 CR 931 P 947 EX NIT S	 8920920000 4000 6000	1	STD 0,40 0,60
Dieselmotor F1CE0441A	2999	4	100 kW (136 PS)	DUCATO (250) 140 Natural Power	04/09-	95,800	2,50	914 CKS	 8920070000 4000	1	STD 0,40
Dieselmotor F1CE0481D	2999	4	115 kW (156 PS)	DUCATO (250) 160 Multijet 3,0 D	10/06-		2,00 2,50	911 FE 947 EX NIT S			
Dieselmotor F1CE0481D, F1CE3481M	2999	4	116 kW (158 PS)	DUCATO (250) 160 Multijet 3,0 D	07/06-						
Dieselmotor F1CE3481E	2999	4	130 kW (177 PS)	DUCATO (250) 3.0 D Multijet	06/11-						
Dieselmotor F1CE3481N	2999	4	107 kW (146 PS)	DUCATO (250) 150 Multijet 3,0 D	04/10-						















	ccm												
Dieselmotor Euro 5 F1AE3481D, F1AE3481E, F1AE3481G	2287	4	83-109 kW (113-148 PS)	DUCATO (250) 100 Multijet 2,3 D, DUCATO (250) 130 Multijet 2,3 D, DUCATO (250) 150 Multijet 2,3 D	01/07-		88,000	1,75 1,50 2,00	910 IF CDS 911 947 EX NIT S		8920650000	1	STD
Dieselmotor 803.000	2340	3	28 - 37,5 kW 38 - 51 PS	Tractor	96 -		94,400	3,00 2,00	914 CR 931 P		8920920000 4000	1	STD 0,40
Dieselmotor 804.000	3120	4	40 - 51,5 kW (54 - 70 PS)	Tractor	96 -			2,50	947 EX NIT S		6000		0,60
Dieselmotor 806.000, 8065.01.000	4678	6	66 - 81 kW (90 - 110 PS)	Traktor	96 -								
Dieselmotor 802.000	1560	2	18,5 kW (25 PS)	250, 255, 300, 400	69 - 72		95,000	2,50	910 IF CR		8920510000	1	STD
Dieselmotor 803.000	2300	3	28 - 37,5 kW 38 - 51 PS	250, 255, 300, 400	66 - 72			2,50 5,50	911 IF P 947 EX CR				
Dieselmotor 804.000	3100	4	40 - 51,5 kW 54 - 70 PS	250, 255, 300, 400	66 - 72								
Dieselmotor 806.000	4700	6	66 - 81 kW 90 - 110 PS	250, 255, 300, 400	66 - 72								
Dieselmotor F1CE0441A	2999	4	100 kW (136 PS)	DAILY IV 35C14 G, 35C14 G/P, 35S14 G, 35S14 G/P, 35C14 GD, 35S14 GD	07/07-		95,800	2,50 2,00 2,50	914 CKS 911 FE 947 EX NIT S		8920070000 4000	1	STD 0,40
Dieselmotor F1CE0441A	2999	4	100 kW (136 PS)	DAILY IV 40C14 G, 40C14 G/P	07/07-								
Dieselmotor F1CE0441A	2999	4	100 kW (136 PS)	DAILY IV 50C14 G, 50C14 G/P, 50C14 GD, 50C14 GD/P	07/07-								
Dieselmotor F1CE0441A	2999	4	100 kW (136 PS)	DAILY IV 65C14 G, 65C14 G/P, 65C14 GD, 65C14 GD/P	07/07-								
Dieselmotor 8035.06	2710	3	40 kW (55 PS)	DI 15, DI 20, DI 25 Forklift	83-		100,000	2,50 2,50 4,00	910 CR 930 P 947 EX CR		8920120000	1	STD
Dieselmotor 8040.02	3457	4	42 kW 60 PS	DIM 20, DIM 25 Forklift 65 NC, 70 NC, 75 NC Forklift	73 -								
Dieselmotor 8060.02, 8065.02, 8065.06	5818	6	74-89,7 kW (100 - 122 PS)	Traktor 1000, 80 NC/NT/ NR, 90 NC/PC/P, 100 NCL, 110 NC/NR/ NT/PC, 110 F 12, Mähdröschler, M 112	73-								
Dieselmotor 8025.02	1728	2	24 kW (32 PS)	Traktor 300, 350, 355	73-		100,000	2,50	910 CR		8920500000	1	STD
Dieselmotor 8030.02 8035.02	2592	3	33 - 46 kW 45 - 63 PS		69 -			2,50 5,50	931 P 947 EX CR				
Dieselmotor 8040.02 8045.02	3456	4	44 - 60 kW 60 - 82 PS		73 -								
Dieselmotor 8060.02 8065.02	5184	6	74 - 90 kW 101 - 122 PS		73 -								
Dieselmotor 8065.06.230	5418	6	73 kW (100 PS)	Traktor			100,000	3,00 2,50 4,00	914 CR 911 FE 947 EX CR		8920770000	1	STD
Dieselmotor F4AE 0681 A B Tector E 28 D Tector E 24 E Tector E 18	5880	6	134 - 202 kW 182 - 275 PS	Eurocargo Tector NEF 60, 75, 80, 100, 110, 120, 130, 150			102,000	3,00 2,39 4,00	914 CR 911 IF U P 947 EX CR		8920420000	1	STD
Dieselmotor F4AE0481 A C Tector E 17 D Tector E 15	3920	4	95 - 125 kW 130 - 170 PS	Eurocargo Tector NEF 60, 75, 80, 100, 110, 120, 130, 150									


















	ccm												
Dieselmotor 8031.04 Dieselmotor 8035.04	2749 2748	3 3	37/38 kW (50/52 PS) 40/43 kW (55/58 PS)	Raupe FL 4-L, Radlader Benfra 215 Traktor 505 CS, 566/DT, 570/V/F/DTF/DT, 580/DT, 588, R 8056, Raupe 565 C, C 8066			103.000	2,50 2,50 4,00	910 CR 911 FE 947 EX CR		8920490000	1	STD
Dieselmotor 8040.04.200 Dieselmotor 8041.04, 8045.04.300	3666 3666	4 4	63 kW (85 PS) 45-57 kW (61-78 PS)	Baureihe 50/55 Traktor 766/DT, 780/DT, 788, R 8076, Raupe FL 5, FL/FR 7, FR 9, FR 12, 765 C, 855 C, C 8076, Radlader FR 7									
Dieselmotor 8055.04.200	4583	5	63-66 kW (86-90 PS)	Traktor 880-5/DT/S, Raupe 955 C, Radlader FR 7									
Dieselmotor 8060.04.060	5499	6	96/123,5 kW (130/168 PS)	Baureihe 65/79/ 80/90/95/100/ 110,315,115,135									
Dieselmotor 8065.04.2	5496	6	60-85 kW (82-115 PS)	Traktor 1000 S/DT, 1180/DT, Raupe FL 7	78-								
Dieselmotor 8065.24	5499	6	60-85 kW (82-115 PS)	FR 10/12, FE 18 R, Traktor 1280 T/1	78-		103.000	3,00 2,50 4,00	914 CR 911 FE 947 EX CR		8920140000	1	STD
Dieselmotor 8030.05 8035.05 Dieselmotor 8040.05 8045.05	2931 3908	3 4	37 - 44 kW (50 - 60 PS) 52 - 65 kW (71 - 88 PS)	60.65, 60.66, 60.90, FL 4 80.65, 80.66, 80.90, 85.95, 90.90, FL 4, FL/FD 5, FB/FD/FL/FR 7, FR 9, FR 10, FE 12 90.90, 95.55	83 - 83 - 86 -		104.000	2,50 2,50 4,00	910 CR 931 FE 947 EX CR		8920200000 8000 1000	1	STD 0,80 1,00
Dieselmotor 8050.05 8055.05 Dieselmotor 8060.05 8065.05	4885 5862	5 6	66 - 72 kW (90 - 98 PS) 63 - 88 kW (86 - 120 PS)	110.90, 115.90, FD/FL 7, 9, 10	86 - 86 -								
Dieselmotor 8040.25 8045.25 Dieselmotor 8060.25 8065.25	3908 5862	4 6	74 - 85 kW (101 - 115 PS) 110 - 130 kW 150 - 177 PS	60.11, 65.11, 65.12, 75.12, 79.12 145.17, 75 PC, 75 PM, 79.13, 90 PC, 90 PM.117.17, 115.17, 80 E 18 EuroCargo	- 98 86 -		104.000	3,00 2,50 4,00	914 CR 931 FE 947 EX CR		8920180000 4000 8000 1000	1	STD 0,40 0,80 1,00
Dieselmotor 8040.25 8040.45 Dieselmotor 8060.45 8060SRC	3907 5861	4 6	85 - 100 kW (115 - 136 PS) 130 - 152 kW (177 - 207 PS)	EuroCargo EuroCargo	96 - 96 -		104.000	3,50 2,50 4,00	914 CR 931 FE 947 EX CR		8920750000	1	STD
Dieselmotor CO 3/75 Dieselmotor CP 3 D, CP 3-11	4562 7412	4 6	66 kW (90 PS) 97/107/ 110 kW (132/145/ 150 PS)	Traktor 750, 805, 840, 850, 880, Cerbiatto-V, Lupetto, Daino, Tigrotto, Leoncino, OM 50/55/65/70/75 Traktor 650/DT, 850/DT, 130 NT/NC/NR/F/R, AD/BD/, FL 10, SL 11, S/SR 70, S 90	68- 68-		110.000	2,50 2,50 2,50 5,00	910 CR 911 FE 930 P 947 EX P		8920670000	1	STD
Dieselmotor CP 3 D	7412	6	97 kW 132 PS	Tigrotto 50, 55, MK5, Traktor 650, 655, 750, 850, 880, Autocarro 120, Daino 40, 45, Leoncino 35, Lupetto 25, 30, Cerbiatto			110.000	2,50 2,50 2,50 5,00 5,00	910 CR 911 FE 930 P 947 EX P 946 P		8920780000	1	STD
Dieselmotor 8360.46	7684	6	162 - 196 kW (220 - 267 PS)	Eurocargo + EuroTech, City Class	81 - 93		112.000	3,50 2,50 4,00	914 CR 911 IF P 947 EX CR		8920730000	1	STD
Dieselmotor 8340.04 + 06	4570	4	66 - 73,5 kW (90 - 100 PS)	50 F 10, 55 F 10, 65 F 10, 70 F 10, 75 F 10, 50 NC, 55 NC, 65 NC, 70 NC, 75 NC	77-		115.000	2,50 2,50 4,00	910 CR 911 FE 947 EX CR		8920230000	1	STD
Dieselmotor 8361.25.510 8361.45.500 8365.25.500	8102	6	120 - 154 kW (163-210 PS)	Traktor 1880, 1580, 160-90, 180-90, FD/FL 14, FR 15, FR 20, FE 28, FG 85, FG 95, FA 150, FR 158	80-		115.000	3,00 2,50 4,00	916 CR 911 IF CR P 947 EX CR		8920250000	1	STD

	ccm											
Dieselmotor F2B CURSOR 8 F2BE CURSOR 8	7790	6	180 - 259 kW 245 - 352 PS	EuroMover, EuroTech, EuroTrakker, EuroTech Cursor	00 -	115,000	3,00 2,50 4,00	914 CR 911 IF CR P 947 EX CR		8920380000	1	STD
Dieselmotor 8460.21 8460.41	9498	6	184 - 254 kW (250 - 345 PS)	EuroTech, EuroClass, EuroRider	03 -	120,000	3,50 3,00 5,00	914 CR 911 IF CR P 947 EX CR P		8920280000	1	STD
Dieselmotor 8460.21 8460.41	9498	6	154 - 276 kW 210 - 375 PS	EuroTrakker, TurboCity, Euro-Tech, EuroRider	87 -							
Dieselmotor F3AE3681D	10300	6	310 kW (422 PS)	Stralis AD 190S42, AT 190S42, AS 190S42	07/06-	125,000	2,50 3,00 4,00	914 CKS 931 ES IWU NIT 947 EX CR		8920760000	1	STD
Dieselmotor F3AE3681D	10300	6	310 kW (422 PS)	Stralis AD 320S42, AT 320S42	05/07-							
Dieselmotor F3AE3681D	10300	6	310 kW (422 PS)	Stralis AD 440S42, AT 440S42	04/06-							
Dieselmotor F3AE3681D	10300	6	310 kW (422 PS)	Stralis AS 440S42	05/06-							
Dieselmotor 8220.02/12, 16524	9570	6	148 kW (201 PS)	150.20, 130.20, 190.20		125,000	3,00 3,00 4,00	910 CR 911 FE 947 EX CR		8920320000	1	STD
Dieselmotor EA 017/024/031	10300	6		Eurotech		125,000	3,50 3,00 4,00	914 CR 931 P 947 EX CR		8920310000	1	STD
Dieselmotor F3AE0681 DA017/31	10300	6										
Dieselmotor F3AE0681B	10300	6	294 kW (400 PS)	EuroStar LD 190 E 40, EuroTech MP 190 E 40 /P, EuroStar LD 260 E 40, Stralis AD 190S40, AT 190S40, EuroTech MP 260 E 40, Stralis AS 190S40, EuroTech MP 440 E 40 T/P, EuroStar LD 440 E 40 T, EuroTech MP 440 E 40 TX/P, EuroStar LD 440 E 40 TX/P, Stralis AD 260S40, AT 260S40, Stralis AS 260S40, Stralis AD 440S40, AT 440S40, Stralis AS 440S40, Stralis AD 440S40, AT 440S40, Stralis AD 440S40, AT 440S40, Stralis AS 440S40	09/00-	125,000	3,50 3,00 4,00	914 CKS 931 ES IWU NIT 947 EX CR P		8920410000	1	STD
Dieselmotor F3AE0681D	10300	6	316 kW (430 PS)	EuroStar LD 260 E 43 Y/PS, LD 260 E 43 FP, EuroStar LD 440 E 43 T/P, EuroStar LD 190 E 43, LD 190 E 43 P, LD 190 E 43 FP, EuroTech MP 260 E 43 Y, 260 E 43 Y/P, EuroTech MP 440 E 43 T, 440 E 43 T/P, EuroTech MP 440 E 43 TX/P, EuroStar LD 440 E 43 TX/P, EuroTech MP 190 E 43, 190 E 43 /P, Stralis AS 190S43, Stralis AS 260S43, Stralis AS 440S43, Stralis AS 440S43, Stralis AD 190S43, AT 190S43, Stralis AD 440S43, AT 440S43, Stralis AT 440S43, Stralis AD 440S43, AT 440S43, Stralis AT 440S43, Stralis AS 260S43	01/93-							



	ccm										
Dieselmotor F3AE0681E	10300	6	287 kW (390 PS)	EuroStar LD 190 E 39 P, LD 190 E 39 FP, EuroTech MP 190 E 39, 190 E 39 /P, 190 E39 /FP, EuroStar LD 260 E 39 P, LD 260 E 39 FP, EuroTech MP 260 E 39 Y, 260 E 39 Y/P, 260 E 39 Y/FP, 260 E 39 Y/FS, EuroTech MP 440 E 39 T, 440 E 39 T/P, 440 E 39 T/FP-CT, EuroStar LD 440 E 39 T, LD 440 E 39 T/P, EuroTech MP 440 E 39 TX/P, EuroStar LD 440 E 39 TX, LD 440 E 39 TX/P	11/99-						
Dieselmotor 8200.02.00/ 220 A, 8200.12.004, 8205.02	9800	6	140,5/ 147 kW (190/200 PS)	684 N/NP/NT/T/TP, 690 N 4, Traktor AD/BD/FL 14, 150 C, 308, 309, 331, 343, 409, 418, 420	69-	125.000	3,50 3,00 3,00 5,50	914 CR 911 FE 931 FE 947 EX CR		8920480000	1 STD
Dieselmotor 8220.22 + 32	9572	6	150 - 180 kW	165.24, 180.24, 370.24, (vertikal)	75 -	125.000	4,00 3,00 3,00 4,00	914 CR 911 FE 911 FE 947 EX CR		8920300000	1 STD
Dieselmotor 203 A 61 203 H 61 310 H 61	11548	6	132,5 kW (180 PS)	682 N3, N4, T3, T4, 690 N1, N2, T1, T1R, Bus 306	66 -	130.000	4,00 3,00 3,00 5,50	914 CR 911 IF FE 931 FE 947 EX CR		8920400000	1 STD

	ccm											
Dieselmotor F3B3681A Euro 4/5 Cursor 13 E 56	12880	6	412 kW (560 PS)	Stralis 260 S 56 Stralis 440 S 56	05/06-	135.000	3,00	914 CKS 911 IF U CR 947 EX CR		8920370000	1	STD
Dieselmotor F3B3681B Euro 4/5 Cursor 13 E 50	12880	6	368 kW (500 PS)	Stralis 190 S 50 Stralis 260 S 50 Stralis 440 S 50	07/06-							
Dieselmotor F3B3681C Euro 4/5 Cursor 13 E 45	12880	6	332 kW (450 PS)	Trakker 340 T 45 Trakker 380 T 45 Trakker 410 T 45	03/06-							
Dieselmotor F3B3681D Euro 4/5	12880	6	302 kW (410 PS)	Trakker 190 T 41 Trakker 260/380 T 41 Trakker 340 T 41 Trakker 400 T 41 Trakker 410 T 41 Trakker 440 T 41 Trakker 720 T 41	03/06-							
Dieselmotor F3B3681D Euro 4/5 Cursor 13 E 41	12880	6	301 kW (410 PS)	Trakker 340 T 41 Trakker 380 T 41 Trakker 410 T 41	06/06-							
Dieselmotor F3B3681G Euro 4/5 Cursor 13 E 48	12880	6	324 kW (440 PS)	Trakker 190 T 44/45	06/05-							
Dieselmotor F3BE3681 E Euro 4/5	12880	6	382 kW (520 PS)	Astra HD 8 42.52 T Astra HD 8 44.52 T Astra HD 8 64.52, 64.52 T Astra HD 8 66.52, 66.52 T Astra HD 8 84.52, 86.52 Astra HD 8 88.52	03/07-							
Dieselmotor F3BE3681A Euro 4/5	12880	6	412 kW (560 PS)	Astra HD 8 42.56 T Astra HD 8 44.56 T Astra HD 8 64.56 Astra HD 8 64.56 T Astra HD 8 66.56 Astra HD 8 66.56 T Astra HD 8 84.56 Astra HD 8 86.56 Astra HD 8 88.56	03/07-							
Dieselmotor F3BE3681B Euro 4/5 Cursor 13 E 50	12880	6	368 kW (500 PS)	Trakker 260/380 T 50 Trakker 340 T 50 Trakker 380 T 50 Trakker 400 T 50 Trakker 410 T 50 Trakker 440 T 50 Trakker 720 T 50	03/06-							
Dieselmotor F3BE3681C Euro 4/5 Cursor 13 E 45	12880	6	332 kW (450 PS)	Trakker 190 T 44/45 Trakker 260/380 T 45 Trakker 340 T 45 Trakker 400 T 45 Trakker 410 T 45 Trakker 440 T 45 Trakker 720 T 45	10/04-							
Dieselmotor F3BE3681F Euro 4/5	12880	6	353 kW (480 PS)	Astra HD 8 42.48, 42.48 T Astra HD 8 44.48, 44.48 T Astra HD 8 64.48, 64.48 T Astra HD 8 66.48, 66.48 T Astra HD 8 84.48, 86.48 Astra HD 8 88.48	03/07-							
Dieselmotor F3BE3681G Euro 4/5	12880	6	324 kW (440 PS)	Astra HD 8 42.44, 42.44 T Astra HD 8 44.44 T Astra HD 8 44.44, 44.45 Astra HD 8 64.44, 64.44 T Astra HD 8 66.44, 66.44 T Astra HD 8 84.44, 84.45 Astra HD 8 86.44, 86.45	01/05-							
Dieselmotor Cursor 13	12882	6	397 kW	410E, 440 E, 720 E		135.000	4,00	914 CR		8920340000	1	STD
Motor F3BO681 CB 401/402/411 Cursor 13	12882	6	279, 324, 338, 353,	260 E, 340 E, 380 E			3,00 5,00	911 P 947 EX CR				



FIAT-IVECO

Globally reliable

	ccm											
Dieselmotor F3BE0681A	12880	6	397 kW (540 PS)	Trakker AT 410T54 T, Stralis ES 440S54, Stralis AS 440S54, ES 440S54, Stralis AS 440S54, Stralis AS 260S54, EuroStar LD 260 E 48 Y/PS, Stralis AS 190S48, EuroStar LD 440 E 48 T/P, Trakker AD 260T48, AT 260T48, Stralis AS 260S48, Stralis AS 260S48, Trakker AD 380T48, AD 380T48, Stralis AS 440S48, Stralis ES 440S48, Stralis AS 440S48, Trakker AD 410T48, AT 410T48, Trakker AD 410T48 B, AT 410T48 B, EuroTrakker MP 720 E 48 HT Cursor, Trakker AD 720T48 T, AT 720T48 T, Trakker 410T48, Trakker 740T48T	02/02-	135,000	4,00 3,00 5,00	914 CKS 931 IWU CR 947 EX CR		8920430000	1	STD
Dieselmotor F3BE0681E	12880	6	353 kW (480 PS)	EuroStar LD 260 E 48 Y/PS, Stralis AS 190S48, EuroStar LD 440 E 48 T/P, Trakker AD 260T48, AT 260T48, Stralis AS 260S48, Stralis AS 260S48, Trakker AD 380T48, AD 380T48, Stralis AS 440S48, Stralis ES 440S48, Stralis AS 440S48, Trakker AD 410T48, AT 410T48, Trakker AD 410T48 B, AT 410T48 B, EuroTrakker MP 720 E 48 HT Cursor, Trakker AD 720T48 T, AT 720T48 T, Trakker 410T48, Trakker 740T48T	01/93-							
Dieselmotor F3BE0681G	12880	6	280 kW (380 PS)	EuroTrakker MP 190 E 38 W Cursor, EuroTrakker MP 260 E 38 H Cursor, EuroTrakker MP 340 E 38 H Cursor, EuroTrakker MP 340 E 38 HB Cursor, EuroTrakker MP 380 E 38 H Cursor, EuroTrakker MP 380 E 38 HB Cursor, EuroTrakker MP 410 E 38 H Cursor, EuroTrakker MP 410 E 38 HB Cursor, EuroTrakker MP 440 E 38 HT Cursor, EuroTrakker MP 720 E 38 HT Cursor, Trakker AD 190T38, AT 190T38, Trakker AD 190T38 W, AT 190T38 W, Trakker AD 260T38 , AT 260T38, Trakker AD 410T38, Trakker AT 340T38, Trakker AD 410T38 H, Trakker AD 440T38 T, AT 440T38 T, Trakker AD 260T38, AD 260T38 /P, AT 260T38, Trakker AD 260T38 W, AT 260T38 W	01/01-							
Dieselmotor 8210.42	13798	6	272 - 309 kW (37 - 420 PS)	EuroTrakker, EuroTech, EuroStar	91-	137,000	4,00 3,00 5,50	914 CR 911 CR 947 EX CR		8920330000	1	STD
Dieselmotor 8210.02 8210.22 8215.22	13797	6	162 - 223,5 kW (220 - 304 PS)	170, 180, 190, 240, 260, 300, 330, 370, 421, 619, 691, 697, 190.30, 330.30, 370.30, FD 20, FE 40, 45, FL 20, FR 20	69 -	137,000	4,00 3,00 3,00 5,50	914 CR 911 FE 911 FE 947 EX CR		8920440000	1	STD
Dieselmotor 8210.02 8210.22 8215.22	13797	6	162 - 223,5 kW (220 - 304 PS)	170, 180, 190, 240, 260, 300, 330, 370, 421, 619, 691, 697, 190.30, 330.30, 370.30, FD 20, FE 40, FE 45, FL20, FR 20	69 -	137,000	4,00 3,00 3,00 5,50	914 CR 911 CR 911 CR 947 EX CR		8920470000	1	STD
Dieselmotor 8260.01/02	12876	V6	182 kW (248 PS)	370.25 BM 25, 30, 305	76-	145,000	4,00 3,00	914 CR 911 CR P		8920460000	1	STD
Dieselmotor 8280.01 8280.02 8280.22 8280.42	17174	V8	243 - 481 kW (330 - 654 PS)	190, 220, 240, 320, FR35, FD30, TurboStar + TurboStar 2	84-		6,00	947 EX CR P				

	ccm										
Motor G6A, GUD, GUE HCS	1118	4	37 - 40 kW (50 - 54 PS)	Fiesta 1.1	89-	68,700	1,50 1,75 3,00	910 IF CR S 930 FE 777 CR S		8921230000 5000	1 STD 0,50
Motor TLB	999	4	33 kW 44 PS	Fiesta 1.0	89 - 95						
Dieselmotor 188.A9.000 M 733 AT.12Z	1248	4	55 kW 75 PS	Ka 1.3 TDCi	07 -	69,600	2,00 1,50 2,00	910 NIT S 911 P 947 EX NIT		8920960000 4000 6000	1 STD 0,40 0,60
Motor CHT	1300	4		Escort		71,500	1,75 2,00 4,00	910 IF CR S 911 FE 777 CR S		8921360000	1 STD
Motor ZH12 Zetec S DHA, DHB, DHC, DHD, DHE, DHF, DHG	1242	4	55 kW (75 PS)	Fiesta 1.25 Trend	95 -	71,900	1,20 1,50 2,50	910 IF NIT S 931 P 777 NIT S		8921470000 5000	1 STD 0,50
Dieselmotor UGJC	1499	4	55 kW (75 PS)	B-MAX 1.5 TDCi	10/12-	73,500	2,00 1,95 2,00	913 CDS 931 P 947 EX CR		8921080000 5000	1 STD 0,50
Dieselmotor UGJC	1499	4	55 kW (75 PS)	FIESTA Van 1.5 TDCi	10/12-						
Dieselmotor UGJC	1499	4	55 kW (75 PS)	FIESTA VI 1.5 TDCi	09/12-						
Dieselmotor F6JD, KVJA	1399	4	51 kW (70PS)	FIESTA VI 1.4 TDCi	07/10	73,700	2,50 1,95 2,00	922 CKS 911 IF U 947 EX CKS		8937020000 5000	1 STD 0,50
Dieselmotor DV4TD -F6JA DV4TED - F6JB	1399	4	50 - 66 kW 68 - 90 PS	Fiesta 1.4 TDCi Fusion 1.4 TDCi	01 -	73,700	2,50 1,95 2,50	916 CR 911 IF U P 947 EX NIT S		8937560000	1 STD
Motor A9A, A9B	1299	4	51 kW (70 PS)	KA (RB_) 1.3 i	08/02-11/08	74,000	1,20 1,50 2,00	910 NIT S IF 931 P 777 NIT S		8921640000	1 STD
Motor BAA, J4D, J4K, J4M, J4N, J4P, J4S	1299	4	44 kW (60 PS)	KA (RB_) 1.3 i	09/96-11/08						
Motor BAJA	1299	4	44 kW (60 PS)	FIESTA V (JH_, JD_) 1.3	11/01-06/08						
Motor JJD, JJF, JJG, JJH, JJJ	1299	4	36 kW (49 PS)	KA (RB_) 1.3 i	06/98-11/08						
Motor ZL13	1299	4	51 - 70	1.3 Rocam Ikon 1.3i							
Motor J4B, J4C, J6A, J6B, JBA, JBB, JBC, JJA, JJD	1297	4	44 - 46 kW (60 - 63 PS)	Escort, Fiesta, Orion, Courier, Ka 1.3 i	88-	74,000	1,50 1,75 3,00	910 IF CR S 931 P 777 CR S		8921120000 5000 1000	1 STD 0,50 1,00
Motor GSG, GSF, GMA, GPA, GLB	1117	4	37 kW 50 PS	Escort, Fiesta 1.1	83 - 90	74,000	1,60 2,00 4,00	910 CR 931 FE 777 CR S		8921160000	1 STD
Motor JLA, JLB	1297	4	44 kW 60 PS	Escort, Orion 1.3	86 - 90						
Motor TKA, TKB, TKW, TLA,	957	4	29 - 33 kW (40 - 45 PS)	Fiesta 09, Fiesta, 1.0	76 - 89						



FORD

Globally reliable




























	ccm											
Dieselmotor T1BA, T1BB, T1BC from 28.09.2014	1560	4	85 kW (115 PS)	MONDEO IV (BA7) 1.6 TDCi	02/11-	75,000	2,00 1,95 2,00	913 CDS 931 947 EX CKS		8921150000 5000	1	STD 0,50
Dieselmotor T1BA, T1BB, T1BC from 28.09.2014	1560	4	85 kW (115 PS)	MONDEO IV Stufenheck (BA7) 1.6 TDCi	12/10-							
Dieselmotor T1BA, T1BB, T1BC from 28.09.2014	1560	4	85 kW (115 PS)	MONDEO IV Turnier (BA7) 1.6 TDCi	02/11-							
Dieselmotor T1DA, T1DB from 04.06.2012	1560	4	85 kW (115 PS)	FOCUS III 1.6 TDCi	04/11-							
Dieselmotor T1DA, T1DB from 04.06.2012	1560	4	85 kW (115 PS)	FOCUS III Stufenheck 1.6 TDCi	04/11-							
Dieselmotor T1DA, T1DB from 04.06.2012	1560	4	85 kW (115 PS)	FOCUS III Turnier 1.6 TDCi	05/11-							
Dieselmotor T3DA, T3DB from 04.06.2012	1560	4	70 kW (95 PS)	FOCUS III 1.6 TDCi	04/11-							
Dieselmotor T3DA, T3DB from 04.06.2012	1560	4	70 kW (95 PS)	FOCUS III Stufenheck 1.6 TDCi	04/11-							
Dieselmotor T3DA, T3DB from 04.06.2012	1560	4	70 kW (95 PS)	FOCUS III Turnier 1.6 TDCi	05/11-							
Dieselmotor T3JA, TZJA, TZJB from 27.02.2012	1560	4	70 kW (95 PS)	FIESTA VI 1.6 TDCi	02/10-							
Dieselmotor T3JB	1560	4	70 kW (95 PS)	B-MAX 1.6 TDCi	10/12-							
Dieselmotor TZJA, TZJB from 27.02.2012	1560	4	70 kW (95 PS)	FIESTA Van 1.6 TDCi	02/10-							
Dieselmotor T1BA, T1BB, T1BC till 27.09.2014	1560	4	85 kW (115 PS)	MONDEO IV (BA7) 1.6 TDCi	02/11-	75,000	2,50 1,95 2,00	922 CKS 931 P 947 EX CKS		8937620000 5000	1	STD 0,50
Dieselmotor T1BA, T1BB, T1BC till 27.09.2014	1560	4	85 kW (115 PS)	MONDEO IV Stufenheck (BA7) 1.6 TDCi	12/10-							
Dieselmotor T1BA, T1BB, T1BC till 27.09.2014	1560	4	85 kW (115 PS)	MONDEO IV Turnier (BA7) 1.6 TDCi	02/11-							
Dieselmotor T1DA, T1DB till 03.06.2012	1560	4	85 kW (115 PS)	FOCUS III 1.6 TDCi	04/11-							
Dieselmotor T1DA, T1DB till 03.06.2012	1560	4	85 kW (115 PS)	FOCUS III Stufenheck 1.6 TDCi	04/11-							
Dieselmotor T1DA, T1DB till 03.06.2012	1560	4	85 kW (115 PS)	FOCUS III Turnier 1.6 TDCi	05/11-							
Dieselmotor T3DA, T3DB till 03.06.2012	1560	4	70 kW (95 PS)	FOCUS III 1.6 TDCi	04/11-							
Dieselmotor T3DA, T3DB till 03.06.2012	1560	4	70 kW (95 PS)	FOCUS III Stufenheck 1.6 TDCi	04/11-							
Dieselmotor T3DA, T3DB till 03.06.2012	1560	4	70 kW (95 PS)	FOCUS III Turnier 1.6 TDCi	05/11-							
Dieselmotor T3JA, TZJA, TZJB till 26.02.2012	1560	4	70 kW (95 PS)	FIESTA VI 1.6 TDCi	02/10-							
Dieselmotor TZJA, TZJB till 26.02.2012	1560	4	70 kW (95 PS)	FIESTA Van 1.6 TDCi	02/10-							
Motor ZH14 Zetec S, SE FHA, FHD, FHE, FHF, FXDA, ASDA, ASDB, SPJA FXDB, FXDC, FXDD	1388	4	59 - 71 kW 80 - 97 PS	Fiesta, Focus, Puma 1.4 i 16V	96 -	76,000	1,20 1,50 2,50	910 IF NIT S 911 P 777 CR S		8921500000 5000 1000	1	STD 0,50 1,00
Motor L1E, L1F, L1G, L1H, L1J, L1K	1597	4	66 kW (90 PS)	Escort, Fiesta, Mondeo, Orion 1.6 i 16V	94-	76,000	1,20 1,60 2,50	910 IF NIT S 931 P 777 CR S		8921460000 5000	1	STD 0,50
Motor Zetec 16 V	1597	4	65 kW (88 PS)	Escort, Orion		76,000	1,50 1,60 2,50	910 IF CR S 931 P 777 CR S		8921350000 5000	1	STD 0,50
Motor E 3	1296	4	53 / 72	Laser		77,000	1,20 1,50 4,00	910 CR S 931 CR 777 CR S		8921630000 5000	1	STD 0,50

	ccm												
Motor E5 Mazda H14B	1415	4	52 kW 71 PS	Laser, Econovan	85 - 91	77,000	1,50 2,00 4,00	910 NIT S 931 P 777 CR S		7985180000	4	STD	
Motor F4A, F4B, F6B, F6D, F6E, F6F, F6G, FUJA, FUAA	1392	4	52 - 55 kW (71 - 75 PS)	Escort, Fiesta, Orion, 1.4	85-87	77,250	1,60 2,00 4,00	910 CR 930 FE 777 CR S		8921280000 5000	1	STD 0,50	
Motor NA-new	1800	4		Courier		78,000	1,20 1,50 4,00	910 CR P S 931 P 777 CR S		7985220000	4	STD	
Motor VB	1800	4		Courier		78,000	1,50 1,50 4,00	911 CR P S 931 P 777 CR S		7985200000	4	STD	
Motor FYDA, FYDD, ZH 16	1597	4	74 - 76 kW (100 - 103 PS)	Fusion 1.6 16 V, Fiesta, Focus, Puma, Mondeo	98 -	79,000	1,20 1,50 2,00	910 CR S 931 P 777 NIT S		8921490000 5000 1000	1	STD 0,50 1,00	
Motor LC	1285	4	40,5/ 43,5 kW (55/59 PS)	Capri II, Taunus	70-82	79,000	2,00 2,50 4,00	910 CR S 911 P 777 CR S		8921010000 5000 1000	1	STD 0,50 1,00	
Dieselmotor 1Z, AFN, AHU	1896	4	66 - 81 kW 89 - 110 PS	Galaxy 1.9 TDI	95 -	79,500	1,75 2,00 3,00	910 CR S 911 IF U 947 EX CR		8950480000 5000 1000	1	STD 0,50 1,00	
Motor MA-new		4		Courier		80,000	1,20 1,50 4,00	910 CR 931 P 777 CR S		7985250000	4	STD	
Motor R2C, R6A, CVH	1769	4	64 - 66 kW 87 - 90 PS	Sierra 1.8	86 -	80,000	1,50 1,50 3,00	910 IF CR S 931 FE 777 CR S		8921290000 5000 1000	1	STD 0,50 1,00	
Motor JPA, JPC	1296	4	51 kW (69 PS)	Fiesta, Escort, Orion 1.3	80-86	80,000	1,60 2,00	910 CR 931 FE		8921180000 5000	1	STD 0,50	
Motor L4B, L6B, LJB, LJD, LJF, LP1, LP2, LPA, LR1, LR2, LRB, LUA, LUB, LUC, LUD, LUG, LUJ	1597	4	58 - 81 kW (79 - 110 PS)	Escort, Sierra, Orion, Fiesta 1.6	80 - 92		4,00	777 CR S					
Dieselmotor Kent LTA, LTB, LTC	1608	4	40 kW (54 PS)	Fiesta D, Escort D, Orion D 1.6 D	84 - 90	80,000	2,00 2,00 3,00	910 CR S 911 FE 947 EX CR		8921190000 5000 7500 1000	1	STD 0,50 0,75 1,00	
Motor ZH18N/M/P Zetec E	1796	4	103 - 128 PS 77 - 85 kW	Focus 1.8i, Escort 1.8i, Mondeo 1.8i		80,600	1,20 1,50 2,50	910 NIT S IF 931 P 777 CR S		8921600000	1	STD	
Motor ZH18N/M/P Motor Zetec E	1796	4	85 kW (115 PS)	Focus 1.8i, Escort 1.8i, Mondeo 1.8i		80,600	1,20 1,60 2,50	910 IF NIT S 931 P 777 CR S		8921510000	1	STD	
Motor DOHC 4V (Zeta)	1800	4		Fiesta XR2i/S, Escort, Orion		80,600	1,50 1,60 3,00	910 IF CR S 931 P 777 CR S		8921300000	1	STD	
Motor RDA, RDB, RKA, RKB, RKC, RQB, RQC	1796	4	77 - 96 kW (105 - 131 PS)	Escort, Fiesta, Orion, Mondeo, 1.8	90 - 00	80,600	1,50 1,60 2,50	910 IF CR S 931 P 777 CR S		8921310000	1	STD	
Motor AAA, AMY, AYL	2792	V6	120 - 150 kW (163 - 204 PS)	Galaxy 2.8 i V6	95-	81,000	1,50 1,75 3,00	910 IF CR S 931 FE 777 CR S		8950370000 2500 5000 1000	1	STD 0,25 0,50 1,00	
Motor LSD, LSE	1593	4	55 kW (75 PS)	Sierra, Laser 1.6	84 - 93	81,300	1,60 2,00 4,00	910 CR 911 FE 777 CR S		8921240000	1	STD	
Motor Duratec 2.5 24 V	2521	6	125 - 151 kW 170 - 205 PS	Mondeo		81,600	1,20 1,50 3,00	910 NIT S IF 931 FE 777 CR S		8921590000	1	STD	
Motor ZL 16	1598	4	68 kW 92 PS	Sportka Ikon 1.6 i	01.2000-	82,070	1,20 1,50 2,00	910 NIT S 931 P 777 NIT S		8921650000	1	STD	
Motor SEA	2544	6	125 kW (170 PS)	Mondeo 2.5 24 V GT		82,400	1,20 1,50 3,00	910 IF NIT S 911 P 777 CR S		8921520000	1	STD	

**FORD**

Globally reliable













	ccm											
Dieselmotor FFBA	1753	4	92 kW (125 PS)	MONDEO IV 1.8 TDCi	03/07-	82,500	1,75 2,00 2,00	910 IF NIT S PVD 930 P 947 EX NIT S		8921740000 5000	1	STD 0,50
Dieselmotor FFWA	1753	4	74 kW (100 PS)	GALAXY 1.8 TDCi	05/06-							
Dieselmotor FFWA	1753	4	74 kW (100 PS)	S-MAX 1.8 TDCi	01/07-							
Dieselmotor KHBA, QYBA	1753	4	74 kW (100 PS)	MONDEO IV 1.8 TDCi	06/07-							
Dieselmotor KKDA	1753	4	85 kW (115 PS)	C-MAX 1.8 TDCi	02/07-							
Dieselmotor KKDA	1753	4	85 kW (115 PS)	FOCUS C-MAX 1.8 TDCi	01/05-03/07							
Dieselmotor from 13.03.06	1753	4	92 kW (125 PS)	S-MAX 1.8 TDCi, GALAXY 1.8 TDCi	05/06-							
Dieselmotor QYWA	1753	4	81 kW (110 PS)	TOURNEO CONNECT 1.8 TDCi	08/06-							
Dieselmotor RWPA	1753	4	66 kW - 81 kW (90 PS - 110PS)	TRANSIT CONNECT 1.8 TDCi	06/02-							
Dieselmotor from 14.08.06	1753	4	44 kW (60 PS)	Fiesta, Orion, Escort 1.8 D	88-99	82,500	2,00 2,00 3,00	910 CR S 911 FE 947 EX CR		8921050000 5000	1	STD 0,50
Dieselmotor RTE, RTF, RTH, RTA, RTB, RTC, RTD, RTG, RTJ, RTK	1753	4	55 kW (75 PS)	FOCUS (DAW, DBW, DNW, DFW) 1.8 Di / TDDi	08/99-03/05	82,500	2,50 2,00 3,00	913 CKS 931 P 947 EX CR		8921060000 5000	1	STD 0,50
Dieselmotor BHDA, BHDB	1753	4	55 kW (75 PS)	TOURNEO CONNECT 1.8 Di	06/02-							
Dieselmotor BHPA, P7PA, P7PB, R2PA till 14.08.06	1753	4	55 kW (75 PS)	TRANSIT CONNECT (P65_, P70_, P80_) 1.8 Di	06/02-							
Dieselmotor BHPA, P7PA, P7PB, R2PA till 14.08.06	1753	4	55 kW (75 PS)	TRANSIT CONNECT (P65_, P70_, P80_) 1.8 Di	06/02-							
Dieselmotor C9DA, C9DB, C9DC	1753	4	66 kW (90 PS)	FOCUS (DAW, DBW, DNW, DFW) 1.8 Turbo Di / TDDi	10/98-11/04							
Dieselmotor F9DA, F9DB	1753	4	85 kW (115 PS)	FOCUS (DAW, DBW, DNW, DFW) 1.8 TDCi	03/01-11/04							
Dieselmotor FFDA	1753	4	74 kW (100 PS)	FOCUS (DAW, DBW) 1.8 TDCi	08/02-11/04							
Dieselmotor FFDA	1753	4	74 kW (100 PS)	FOCUS Kombi (DNW) 1.8 TDCi	08/02-11/04							
Dieselmotor FFDA	1753	4	74 kW (100 PS)	FOCUS Stufenheck (DFW) 1.8 TDCi	08/02-11/04							
Dieselmotor KKDA	1753	4	85 kW (115 PS)	FOCUS II 1.8 TDCi	11/04-							
Dieselmotor KKDA	1753	4	85 kW (115 PS)	FOCUS C-MAX 1.8 TDCi	01/05-03/07							
Dieselmotor till 13.03.06	1753	4	81 kW (110 PS)	TOURNEO CONNECT 1.8 TDCi	08/06-							
Dieselmotor RWPA	1753	4	81 kW (110 PS)	TRANSIT CONNECT (P65_, P70_, P80_) 1.8 TDCi	08/06-							
Dieselmotor RWPA	1753	4	66 kW (90 PS)	TRANSIT CONNECT (P65_, P70_, P80_) 1.8 TDCi	06/02-							
Dieselmotor RFA, RFB, RFL, RFD, RFK, RFM, RFN, RFS, RFU, RVA	1753	4	55 - 66 kW (75 - 90 PS)	Fiesta, Escort, Mondeo, Sierra P 100 Pick Up 1.8 D	89-99	82,500	2,50 2,00 3,00	916 CR 911 FE 947 EX CR		8921320000 5000	1	STD 0,50
Motor CGBA CGBB CHBA CHBB	2521	5	81 - 165kW	Mondeo - Focus	05 -	83,000	1,20 1,20 2,50	910 NIT S IF 931 P 777 NIT S		8921620000 5000	1	STD 0,50
Motor CGBA, CGBB, CHBA, CHBB	1798	4	110 - 125 kW 130 - 225 PS	Mondeo - Focus	05 -							
Motor	2394	V6	92 kW (125 PS)	Scorpio	87-94	84,000	1,60 1,75 3,50	910 CR 911 P 947 EX P		8921270000	1	STD
Motor TV24, EAO	2394	V6	95,5 kW (130 PS)	Scorpio 2.4i, Granada 2.4i	87-94							
Motor EV 20 H	1998	V6	66 kW (90 PS)	Capri, Consul, Cortina, Granada, Sierra, Taurus	69 - 85	84,000	2,00 3,00 5,00	910 IF CR S 930 FE 777 CR S		8921070000	1	STD
Motor P 6/3	1188	4	37 - 41 kW (50 - 56 PS)	Taurus 17 M, Capri	67 - 71							
Motor EDBA, EDBB, EDBC, EDBD, EDDB, EDBD, EDDC, EDDF ZH20 ZETEC E	1988	4	96 - 100 kW (131 - 136 PS)	Mondeo, Focus, Cougar 2.0 16V	93 - 04	84,800	1,20 1,50 3,00	910 NIT S 931 P 777 CR S		8921540000 5000	1	STD 0,50
Motor 2.0 Zetec	1998	4	100 / 136	Mondeo 03/1999		84,800	1,20 1,50 2,50	910 NIT S 931 P 777 NIT S		8921850000 5000	1	STD 0,50

	ccm											
Motor CAA, EAO, Sigma, Zetec	1998	4	96 kW (131 PS)	Cougar, Focus, Mondeo 2.0 16v	98 -	84,800	1,20 1,75 3,00	910 NIT S 931 P 777 CR S		8921580000 5000	1	STD 0,50
Motor EDBA	1988	4	100 kW (136 PS)	Mondeo, Focus, Cougar 2.0 16V	93-96	84,800	1,50 1,75 3,00	910 IF CR S 911 P 777 CR S		8921020000 5000 1000	1	STD 0,50 1,00
Motor EAO	1988	4	97/100 kW (132/136 PS)	Contour 2.0i, Mondeo 2.0i		84,800	1,50 2,00 3,00	910 IF CR S 930 P 777 CR S		8921440000 5000 1000	1	STD 0,50 1,00
Motor NBA, NBC, NES, N8B, N9A, N9C, N9D, N9E, N9F, N9K, NSD, NSF, NSE	1998	4	77 - 92 kW (105 - 125 PS)	Galaxy, Sierra, Scorpio, Transit, Tourneo 2.0	87 -	86,000	1,60 1,75 3,00	910 CR 931 FE 777 CR S		8921030000 5000	1	STD 0,50
Motor N8C	1998	4	77 / 105	Sierra 2.0		86,000	1,60 2,00 4,00	910 CR 931 P 777 CR S		8921680000	1	STD
Dieselmotor 4V (Zeta)	2000	4		Econovan		86,000	2,00 2,00 4,00	910 CR IF P 911 IW P 947 EX CR IN		7986000000	4	STD
Dieselmotor 2.0TDCi Duratorq	1998	4	85 - 96 kW 115 - 130 PS	Puma, Mondeo, Transit TDCi	00 -	86,000	2,00 2,00	910 IF CKS 931 P		8921660000 5000	1	STD 0,50
Dieselmotor ABFA Duratorq-DI	1998	4	74 kW (101 PS)	Transit 2000 2.0 DI	08/00 - 05/06		2,00	947 EX NIT				
Dieselmotor D3FA Duratorq-DI	1998	4	55 kW (75 PS)	Transit 2000 2.0 DI	08/00 - 05/06							
Dieselmotor D5BA Duratorq	1998	4	66 kW (90 PS)	Mondeo III (B5Y) 2.0 16V DI / TDDi / TDCi Mondeo III (BWY) 2.0 16V DI / TDDi / TDCi Mondeo III (B4Y) 2.0 16V DI / TDDi / TDCi	11/00 - 08/07							
Dieselmotor D6BA Duratorq	1998	4	85 kW (115 PS)	Mondeo III (B5Y) 2.0 16V DI / TDDi / TDCi Mondeo III (BWY) 2.0 16V DI / TDDi / TDCi Mondeo III (B4Y) 2.0 16V DI / TDDi / TDCi	11/00 - 08/07							
Dieselmotor F3FA Duratorq-DI	1998	4	63 kW (86 PS)	Transit 2000 2.0 DI	08/00 - 05/06							
Dieselmotor SDBA Duratorq	1998	4	66 kW (90 PS)	Mondeo III (B5Y) 2.0 16V DI / TDDi / TDCi Mondeo III (BWY) 2.0 16V DI / TDDi / TDCi Mondeo III (B4Y) 2.0 16V DI / TDDi / TDCi								
Dieselmotor 2.0TDCi Duratorq	1998	4	85 - 96 kW 115 - 130 PS	Puma, Mondeo, Transit TDCi		86,000	2,00 2,00 3,00	910 IF CKS 931 P 947 EX NIT		8921670000	1	STD
Dieselmotor 2.0TDi Duratorq	1998	4	74 kW (115 Hp)	Transit Mondeo		86,000	2,50 2,00 3,00	913 CR S 931 P 947 EX NIT		8921550000	1	STD
Motor R2A, REB, REC, RED, REF	1796	4	66 kW (89 PS)	Granada, Sierra, Scorpio 1.8.	84-92	86,200	1,60 2,00 4,00	910 CR 911 FE 777 CR S		8921260000 5000	1	STD 0,50
Motor 2.0 I Duratec AODA,AODB, CJBA,CJBB, N4JB Motor N4JB	1999 2261	4 4	93 - 110 kW 126 - 150 PS 93 - 110 126 - 150	Fiesta ST, Focus 2.0, C-MAX, S-MAX, Mondeo 2.0, Galaxy, Maverick 2.3 Fiesta ST, Focus 2.0, C-MAX, S-MAX, Mondeo 2.0, Galaxy, Maverick 2.3	10.2000 -	87,500	1,20 1,20 2,50	910 NIT S 931 P 777 CR S		8921720000 5000	1	STD 0,50
Motor LCE, LCN, LAT, LCR	1594	4	46 - 54 kW 63 - 73 PS	Capri, Sierra, Taurus, Transit P 100 1.6	74-87	87,650	1,60 2,00 4,00	910 CR 911 FE 777 CR S		8921200000 5000 1000	1	STD 0,50 1,00
Motor LC, HC	1576	4	44 - 70 kW 60 - 95 PS	Taurus 1600, Capri 1600 II, Transit 100/120/ 130/190, A 509, Cortina, Granada, Escort	70-82	87,650	2,00 2,50 4,00	910 CR S 911 FE 777 CR S		8921090000 5000	1	STD 0,50
Dieselmotor XD 4.88 Peugeot	1948	4	36 - 48 kW (49 - 63 PS)	Granada	71 - 79	88,000	2,00 2,00 4,50	910 CR S 911 FE 931 FE 947 EX		8937150000	1	STD
Motor 183 V-6	3000	V6		Taurus 3.0 V6		89,000	1,50 1,50 4,00	910 IF CR S 931 FE 777 CR S		8921390000 5000 1000	1	STD 0,50 1,00

**FORD**

Globally reliable

	ccm											
Motor DH 23	2295	4	107 kW (145 PS)	Scorpio, Ghia, Galaxy, Transit 2.3 i 16V	97 -	89,600	1,60 1,50 2,50	910 CR 931 P 777 NIT S		8921560000	1	STD
Dieselmotor D2FA D4FA F4FA	2402	4	125 - 135 PS	Transit 2.4 DI Transit TDCi 16v	04 -	89,900	2,00 2,00 2,00	910 NIT S 931 P 947 EX NIT S		8921690000 5000	1	STD 0,50
Dieselmotor	2402	4		Transit 2,4	2007-	89,900	2,00 2,00 3,00	910 NIT S 931 P 947 EX NIT S		8921730000	1	STD
Dieselmotor DT24H, N, P Duratorq	2402	4	55 - 88 kW (75 - 120 PS)	Transit Tdi	99 -	89,900	2,50 2,00 3,00	913 CR S 911 IF P 947 EX NIT		8921570000	1	STD
Dieselmotor XDP 4-90	2112	4	43 - 55 kW (58 - 75 PS)	Granada	67 - 82	90,000	2,00 2,00 2,00 4,50	910 CR S 911 FE 930 FE 947 EX		8937080000	1	STD
Motor 12M	1498	V4	40 kW	Taurus 15 M/, 17 M, Capri 1700, Consul 1700, Granada 1700	67-82	90,000	2,00 3,00 4,00	910 CR S 930 P 777 CR S		8921110000 5000 1000	1	STD 0,50 1,00
Motor EV 17 L	1699	V4	48 kW (65 PS)	Taurus, Transit, Turnier	64-72							
Motor YYF, YYH, YYN, YYP, YZR, YYT, YYU, HF 23	2293	V6	79,5 - 92 kW (108 - 125 PS)	20 M, Capri 2300, Taurus 2300, Granada 2300	04/79-84							
Motor YB P	1993	4	167 kW (227 PS)	Escort Cosworth Sierra Cosworth	86- 96	90,800	1,50 1,75 3,00	910 IF CR S 911 P 777 CR S		8921380000 5000 1000	1	STD 0,50 1,00
Motor HC, N4A, N4I, NE, NE4, NEK, NEL, NEN, NEP, NER, NR2, NRB, NRA, NRD, NRI	1995	4	72 - 85 kW (98 - 115 PS)	Taurus, Cortina, Sierra, Escort, Scorpio, Granada,	70 - 92	90,800	1,60 2,00 4,00	910 CR 911 P 777 CR S		8921250000 5000 1000	1	STD 0,50 1,00
Motor N8D	1993	4	57-81 kW (78-110 PS)	Taurus, Capri, Cortina, Consul, Granada, Pinto	74 - 89	90,800	2,00 2,50 4,00	910 CR S 911 P 777 CR S		8921140000 5000 1000	1	STD 0,50 1,00
Dieselmotor VM 492 HR	2498	4	91 kW 124 PS	Scorpio 2.5 TD	95 - 99	92,000	2,50 2,00 4,00	914 CR 931 FE 947 EX CR		8952020000	1	STD
Motor BRE, BRF, BRG	2935	V6	143 - 152 kW 195 - 207 PS	Scorpio, Granada 2.9 i	86 - 98	93,000	1,60 1,75 3,50	910 CR 931 FE 777 CR S		8921330000 5000	1	STD 0,50
Motor FB	2935	V6	143 kW (195 PS)	Scorpio	91-	93,000	1,60 1,75 3,00	910 CR 931 FE 777 CR S		8921370000 5000	1	STD 0,50
Motor PR5, PR6, PR7, PR8, PRC, PRD, PRE, PRG, PRN, PRT, PYA, PYU	2792	V6	105 - 118 kW 143 - 160 PS	Granada, Sierra, Capri, 2.8 i	77-93	93,000	2,00 2,50 4,00	910 CR S 930 FE 777 CR S		8921220000	1	STD
Dieselmotor York D 25N/P	2496	4	50 kW (68 PS)	Transit 80/100/ 120/ 130/160/, 190	84 - 88	93,670	2,00 2,00 4,00	910 CR 911 IF P 947 EX CR		8921130000 6500 1000	1	STD 0,65 1,00
Dieselmotor 2401 E York	2358	4	43,5/ 45,5 kW (59/62 PS)	Transit 75/80/ 90/100/115/120/ 125/130/150/ 160/ 175 /190, A 0505/0609, Van 100/150	72-84	93,670	2,38 2,38 4,74	913 CR S 911 IF P 947 EX CR		8921100000 6500 1000	1	STD 0,65 1,00
Dieselmotor 2402 E York	3537	6	64/68 kW (87/92 PS)	A 0409/0509/ 0609/0709	74-83							
Dieselmotor 4BC, 4CA, 4CC, 4DA, 4ED, 4FA, 4FB, 4FC, 4FD, 4HB, 4HC, 4GA	2496	4	52 - 63 kW (71 85 PS)	Transit 2.5 DI	91 -	93,670	2,50 2,00 4,00	916 CR S 911 IF P 947 EX CR		8921340000 6500 1000	1	STD 0,65 1,00
Dieselmotor 4GE, 4GF, 4HA, 4HD	2496	4	55 - 63 kW 75 - 86 PS	Transit 2.5 TD		93,670	2,50 2,00 4,00	913 CR 911 IF P 947 EX CR		8921610000	1	STD
Dieselmotor STP, STR	2498	4	51 kW 69 PS	Granada 2.5 D, Scorpio 2.5 D	82 - 93	94,000	2,00 2,00	910 CR S 930 FE		8937140000 4000	1	STD 0,40
Dieselmotor YTR, YTT	2304	4	49 kW (67 PS)	Granada 2.3 D, Scorpio 2.3 D, Sierra 2.3 D	82-92		4,00	947 EX CR		6000 1000		0,60 1,00
Dieselmotor	2799	4	84 kW 114 PS	Master II Box 2.8 D	98 - 01	94,000	3,00 2,00 3,00	913 CR P 911 IW U P 947 EX CR		8921860000	1	STD
Dieselmotor SFA, SFB	2498	4	68 kW (92 PS)	Granada, Sierra, Scorpio 2.5 TD	88-93	94,000	3,00 2,00 4,00	914 CR 911 FE 947 EX CR		8937180000 4000 6000	1	STD 0,40 0,60













	ccm											
Dieselmotor TD 27 T	2663	4	73 / 100	Maverick		96,000	2,50 2,00 3,00	914 NIT S 911 IW CR P 947 EX NIT S		7991580000	4	STD



FORDSON

Globally reliable

	ccm											
Dieselmotor 4 D 592 E	3610	4		Thames Trader, Major, Tractor, Power Major		100,000	2,38 2,38 2,38 4,74 4,74	910 IF CR 911 P 930 P 947 EX CR 946 P		8922020000	1	STD
Dieselmotor 6 D 590 E	5416	6										
Dieselmotor 365, 2713 E	5952	6	70-80 kW (95-109 PS)	Cargo D 0710, 0711, 0810, 0811, 0910, 0911, 1010, 6500	69-81	104,780	2,38 2,38 2,38 4,74	910 IF CR 910 IF 930 P 947 EX CR		8922040000	1	STD
Dieselmotor 110, 363 Dover II	5947	6	81 kW (110 PS)	Cargo 0711, 0811, 0911	81-88	104,780	2,38 2,38 4,74	910 IF CR 930 P 947 EX CR		8922110000	1	STD
Dieselmotor 360 DT, 2704 ET	5944	6	106 kW (144 PS)	Cargo D 0915, 1114, 1115, 1314, 1315, 1515, 1315 K, 1515 K, D 1614, D 2014, DA 2014, DT 2014, D2214, DA 2214, D2115, DT 2414	68-81	104,780	3,16 2,38 2,38 4,74	914 CR 910 IF P 930 P 947 EX CR		8922120000	1	STD
Dieselmotor 360 TC Tornado, 2726 T, 150	5944	6	110 kW (150 PS)	Cargo D 0915, 1114, 1115, 1314, 1315, 1515, 1315 K, 1515 K, 2115	81-							
Dieselmotor 2712 E, 2722, 255 Four	4161	4	55 kW (75 PS)	D-0610, 0607, 0707	69-71	107,210	2,38 2,38 2,38 4,74	910 CR 910 IF P 930 P 947 EX CR		8922140000	1	STD
Dieselmotor 2714E, 2715E, 2725, 380 SIC/CID	6224	6	77-94 kW (105-128 PS)	Cargo D 0607, 0812, 0813, 0911, 0913, 1011, 1013, 1111,1211, 7095, 6500 S, 642 Combine	72-81							
Dieselmotor 2714E, 2715E, 2725, 380 SIC/CID	6224	6	77-94 kW (105-128 PS)	D-Baureihe 300, 400, 500, 550, 600, 700, 750, 800, DT 800, Gabelstapler O K	69-71							
Dieselmotor 254 CID, Dover 90	4160	4	66 kW (90 PS)	Cargo 0606, 0709, 0809		107,210	2,38 2,38 4,74	910 CR 910 IF P 947 EX CR		8922150000	1	STD
Dieselmotor 380 CID, Dover 130	6221	6	94 kW (128 PS)	Cargo D 0713, 0813, 0913, 1013, 1313, 1513, 1613, 1713, 1913	81-							
Dieselmotor	3294	3	44 kW (60 PS)	Traktor 4000		111,760	2,38 2,38 2,38 4,74	910 CR 910 IF 930 947 EX CR		8922170000	1	STD
Dieselmotor	6388	6	73,5 kW (100 PS)	Traktor 8000	68-							
Dieselmotor	4185	4	55/57,5 kW (75/78 PS)	Traktor Major 5000	68-							
Dieselmotor 6 Y, 7 A, 4.256	4195	4	55/57/58 kW (75/78/ 79 PS)	Combine 620, 622, Traktor 650, 3230, 3430, 3610, 3910, 4100, 5000, 5500, 5550, 5610, 6000, 6500, 6600, 6700	68-							
Dieselmotor 2506 E, 2512 E	3294	3	41/45,5 kW (56/62 PS)	Traktor Major 4000, 4600	66-	111,760	3,16 2,38 4,74	914 CR 910 IF 947 EX CR		8922030000	1	STD
Dieselmotor 6 Y, 7 A	4195	4	69 kW (94 PS)	A 62 Loader, Traktor 750, 7000, 7500, 7600, 7700	71-							
Dieselmotor 7 A	6575	6	102-137 kW (138-186 PS)	Traktor 9200, 9260, 9600, 9700, TW-20, 25, 30, 35	76-							
Dieselmotor 7 A, 6 Y	6588	6	73,5/ 76,5 kW (100/104 PS)	Traktor Major 8000, 8200, 8210, 8260, 8400, 8600, 8700, TW 10, Loader A 64, Excavator H 48	68-							
Dieselmotor BSD 333 H, PD, 6 Y, 7 A, 3201	3294	3	38-44 kW (52-60 PS)	Traktor 515, 531, 532, 535, 540, 545, 550, 555, 4000, 4110, 4600, 4610	68-							
Dieselmotor BSD 444	4392	4		Traktor 6610, 6710	09/81-							
Dieselmotor BSD 444 T	4392	4		Traktor 6610 (CH), 7610, 7710	81-							























	ccm											
Dieselmotor 6 Y, 7 A	4195	4	69 kW (94 PS)	A 62 Loader, Traktor 750, 7000, 7500, 7600, 7700	71-	111,760	3,16 2,38 2,38 4,74	914 CR 910 IF 930 947 EX CR		8922180000	1	STD
Dieselmotor 7 A	6575	6	102-137 kW (138-186 PS)	Traktor 9200, 9260, 9600, 9700, TW-20, 25, 30, 35	76-							
Dieselmotor 7 A, 6 Y	6588	6	73,5/ 76,5 kW (100/104 PS)	Traktor Major 8000, 8200, 8210, 8260, 8400, 8600, 8700, TW 10, Loader A 64, Excavator H 48	68-							
Dieselmotor BSD 333 H, PD, 6 Y, 7 A, 3201	3294	3	38-44 kW (52-60 PS)	Traktor 515, 531, 532, 535, 540, 545, 550, 555, 4000, 4110, 4600, 4610	68-							



GA3 - WOLGA

Globally reliable

	ccm										
Motor ZMZ 402	2445	4	59 kW (80 PS)	M 21, M 21 K, M 22 T, M 22 G, Wolga, Wolga-, Universal	62-	92,000	2,00 2,00 5,00	910 IF CR S 911 FE 777 CR S	 8956500000 5000 1000	1	STD 0,50 1,00
Motor ZMZ 402,10 ZMZ 4025.10 ZMZ 4062.10	2445	4	90 - 145 PS	Wolga M 24/24-02, Ga M 24, Ga 69 AM/M, Tundra 469, UAS 469 A Gazelle	59-						
Motor ZMZ 4052.10 ZMZ 409.10 ZMZ 40522.10	2460	4	112 kW 152 PS	Wolga Gazelle		95,500	1,75 2,00 3,50	910 CR S IF 931 P 777 CR S	 8956560000 5000 1000	1	STD 0,50 1,00

	ccm											
Dieselmotor E 158 SP	15900	6		Marine engine		150,000	3,50	910 CR		8923500000	1	STD
Dieselmotor E 212 SP, TA-SP	21200	8		Marine engine			3,50	911 P				
Dieselmotor E 318 T-SP	31800	12		Generator			3,50	911 P				
Dieselmotor E 318 T-SP				Generator			6,00	947 EX CR				
Dieselmotor R 15, ENA 2-12 Cyl.		2- 12		Marine engine, Generator		150,000	4,00	914 CR		8923510000	1	STD
							3,50	911 P				
							3,00	911 P				
							6,00	947 EX CR				
Dieselmotor F 180, F 240, F 360, F 480		6 - 16		Marine engine , Generator		152,000	4,00	914 IF CR		8923520000	1	STD
							3,50	911 IW P				
							4,00	947 EX CR				



auf Anfrage / acc. request /
sur demande

















auf Anfrage / acc. request /
sur demande



HATZ

Globally reliable

	ccm											
Dieselmotor 1 B 20	243	1	1,4 - 3,5 kW	Stationary engine		69,000	1,50 1,50 3,00	910 CR S IF 911 FE 948 FE		8925260000	1	STD
Dieselmotor E 573, E 673 LK/RK, LN/RN, LKf/RKf, LNF/RNF, LHK/RHK	280	1	1,3-4,4 kW (1,8-6 PS)	Stationary engine	76-	73,000	2,00 2,00 4,00	910 CR 911 IF 948		8925020000 5000 1000	1	STD 0,50 1,00
Dieselmotor E/ES 71, E/ES 75	353	1	3-4,4 kW (4-6 PS)	Stationary engine	68-	75,000	1,75 1,75 4,00	910 IF CR S 911 FE 948 FE		8925140000 5000 1000	1	STD 0,50 1,00
Dieselmotor E 75	353	1	4,4 kW (6 PS)	Stationary engine		75,000	2,50 2,50 4,00	910 CR 910 IF P 948 FE		8925100000	1	STD
Dieselmotor E 80, E 80 G, E 80 FG, E 80, FC	502	1	4,4-5,5 kW (6-7,5 PS)	Stationary engine	73-	80,000	2,00 2,00 4,00	910 CR S 911 FE 948 FE		8925130000 5000 1000	1	STD 0,50 1,00
Motor E 780	500	1	7,5 kW (10 PS)	Stationary engine		80,000	2,50 2,50 4,00	910 CR 911 FE 948 FE		8925110000 5000 1000	1	STD 0,50 1,00
Dieselmotor E 79 ES	422	1	6 kW (8 PS)	Stationary engine	68-	82,000	2,00 2,00 4,00	910 IF CR 930 FE 948 FE		8925180000 5000 1000	1	STD 0,50 1,00
Dieselmotor E 79	422	1		Stationary engine		82,000	2,50 2,50 4,00	910 IF CR 911 P 948 FE		8925030000 5000 1000	1	STD 0,50 1,00
Dieselmotor Z 782	1050	2	6-14,5 kW (8-20 PS)	Stationary engine								
Dieselmotor ES, E 780	525	1	6,5/8,1 kW (9/11 PS)	Stationary engine	71-	82,000	2,50 2,50 5,00	910 IF CR 911 P 948 FE		8925040000 5000 1000	1	STD 0,50 1,00
Dieselmotor E 786	624	1	9 kW (12 PS)	Stationary engine	84-	85,000	2,00 2,00 4,00	910 CR P 911 FE 948 FE		8925150000 5000 1000	1	STD 0,50 1,00
Dieselmotor E 85 FG/FL/G	567	1	6,6/7,4 kW (9/10 PS)	Stationary engine TL 10	74-84							
Dieselmotor E 785, ES 785	620	1	8,8 kW (12 PS)	Stationary engine	68-	85,000	2,50 2,50 4,00 4,00	910 IF CR 910 IF P 946 P 946 P		8925060000	1	STD
Dieselmotor E/ES 785	620	1	8,8 kW (12 PS)	Stationary engine		85,000	2,50 2,50 4,00	910 IF CR 910 IF 948 FE		8925190000 5000 1000	1	STD 0,50 1,00
Dieselmotor E 85	567	1	6,6 - 7,4 kW 9 - 10 PS	Industrial engine	65 - 85	85,000	3,00 3,00 5,00	910 IF CR 911 FE 948 P		8925050000 5000 1000	1	STD 0,50 1,00
Dieselmotor 2 G 30	912	2	16 kW (22 PS)	Stationary engine	86-	88,000	2,00 2,00 4,00	910 CR S 911 FE 948 FE		8925220000	1	STD
Dieselmotor E 88/89 FG/FL/G	668	1	7,3-8,8 kW (10-12 PS)	Traktor TL 11/12/13, H 113	65-	90,000	2,00 2,00 4,00	910 CR S 911 FE 948 FE		8925070000 5000 1000	1	STD 0,50 1,00
Dieselmotor Z 788	1145	2	17 kW (23 PS)	Industriemotor	73-							
Dieselmotor Z 790, Z 789	1272	2	22 kW (30 PS)	Stationary engine	71-							
Dieselmotor 1 D 41, 1 D 42	413	1	3,0 - 7,5 kW	Industrial engine		90,000	2,00 2,00 3,50	910 CR S 931 P 948 P		8925250000	1	STD
Dieselmotor E 89 FG	668	1	7,3 - 8,8 kW 10 - 12 PS	Stationary engine		90,000	2,50 2,50 5,00	910 IF CR 911 FE 948 P		8925160000 5000	1	STD 0,50
Dieselmotor E 89 FL	668	1	7,3/8,8 kW (10/12 PS)	Stationary engine								
Dieselmotor E 89 G	668	1	7,3 - 8,8 kW 10 - 12 PS	Stationary engine								
Dieselmotor Z 788	1145	2	17 - 22 kW 23 - 30 PS	Stationary engine		90,000	3,00 3,00 5,00	910 IF CR 911 IF FE 948 P		8925080000 5000 1000	1	STD 0,50 1,00
Dieselmotor Z 790	1270	2	17/22 kW (23/30 PS)	Stationary engine								
Dieselmotor E 950	744	1	12,5 kW (17 PS)	Stationary engine		95,000	2,00 2,00 4,00	910 CR S 930 FE 947 EX FE		8925120000 5000 1000	1	STD 0,50 1,00
Dieselmotor 2 L 30 S/C	1418	2	20/22 kW (27/30 PS)	Stationary engine		95,000	3,00 3,00 5,00	914 IF CR 930 FE 947 EX P		8925170000	1	STD
Dieselmotor 3 L 30 S/C	2126	3	30/33 kW (40,5/45 PS)	Stationary engine								
Dieselmotor 4 L 30 S/C	2835	4	40/44 kW (54/60 PS)	Stationary engine	78-							
Dieselmotor 1 D 80	667	1	10 kW (13 PS)	Stationary engine	89-	100,000	2,50 2,00 4,00	910 CR 931 P 948 P		8925240000 5000	1	STD 0,50

	ccm											
Dieselmotor 2 L/M 40, 41 2 L 31, 2 M 31	1716	2	22-28 kW (30-39 PS)	Stationary engine		102,000	3,00 2,50 4,00	914 CR 931 FE 947 FE		8925210000	1	STD
Dieselmotor 3 L/M 40, 41 3 L 31, 3 M 31	2574	3	33-43 kW (45-58,5 PS)	Stationary engine								
Dieselmotor 4 L/M 40, 41 4 L 31, 4 M 31	3432	4	44-57,5 kW (60-78 PS)	Stationary engine	83-							
Dieselmotor D 108	3021	3	39,5/44 kW (54/60 PS)	Stationary engine		108,000	3,00	914 CR		8925090000	1	STD
Dieselmotor E 108	1007	1	13/14,5 kW (18/20 PS)	Stationary engine			3,00 3,00 5,00	910 IF P 930 P 947 P		5000 1000		0,50 1,00
Dieselmotor V 108	4028	4	53/59 kW (72/80 PS)	Stationary engine	70-							
Dieselmotor Z 108	2014	2	26,5/ 29,5 kW (36/40 PS)	Stationary engine								



HENSCHEL

Globally reliable



auf Anfrage / acc. request /
sur demande

































	ccm										
DM100 Diesel	4313	6		Truck KM... Bus RM 100 BM320 Tractor HM300 HM301		90,000	2,50 2,50 2,50 4,00 4,00	911 CR 911 P 931 B P 947 CR P 947 P		7973010000 2500 5000	6 0,25 0,50
DM100 Diesel	4313	6		Truck KM... Bus RM 100 BM320 Tractor HM300 HM301		90,000	2,50 2,50 2,50 4,00 4,00	911 4CR 911 P 931 B P 947 EX CR P 947 P		7973020000 2500 5000	6 0,25 0,50
DQ100 Diesel	4507	6				92,000	2,50 2,50 2,50 4,00 4,00	911 CR 911 P 931 B P 947 CR 947 P		7973030000 2500 5000	6 0,25 0,50
EC100 Diesel	5010	6		Truck KL300 Bus RL100 Tractor HL300		97,000	2,50 2,50 2,50 4,00 4,00	910 CR 911 IW P 931 B P 947 CR 947 FE		7973040000	6 STD
EC100 Diesel	5010	6		Truck KL300 Bus RL100 Tractor HL300		97,000	2,50 2,50 2,50 4,00 4,00	910 4CR 911 IW P 931 B P 947 CR P 947 FE		7973050000	6 STD
W04D Diesel	4009	4		Ranger 3,5 t		104,000	2,50 2,00 5,00	910 4CR 911 IW P 947 EX CR		7973070000	4 STD
W06D Diesel	5759	6		AC Rainbow		104,000	2,50 2,00 5,00	910 4CR 911 IW P 947 EX CR		7973080000	6 STD
W04D Diesel	4009	4		Ranger 3,5 t		104,000	2,50 2,00 5,00	910 CR S 911 IW P 947 EX NIT S		7973580000	4 STD
W04D-J Diesel		4				104,000	2,50 2,00 4,00	910 NIT S 911 FE 947 EX NIT S		7973620000	4 STD
YK 28 Diesel		4				104,000	2,50 2,00 4,00	910 NIT PVD S 911 NIT S 947 EX NIT S		7973630000	4 STD
W06D Diesel	5759	6		AC Rainbow		104,000	2,50 2,00 5,00	910 CR S 911 IW P 947 EX NIT S		7973640000	6 STD
W04D-TK Diesel	4009	4				104,000	2,81 2,00 4,00	914 4CR 911 IW P 947 EX NIT S		7973600000	4 STD
W04C-T Diesel	3839	4		Bus Rainbow		104,000	2,81 2,50 5,00	914 4CR 911 IW P 947 EX CR		7973060000	4 STD
W04C-TI Diesel		4				104,000	2,81 2,50 4,00	914 4CR 911 IW P 947 EX CR S		7973610000	4 STD
W06D-TI Diesel	6014	6		Ranger		104,000	2,81 2,50 5,00	914 4CR 911 IW 4CR 947 EX CR		7973650000	6 STD
EH100 Diesel	5871	6		Truck BH15 KL500 HL100 Bus BX320 Tractor HL100		105,000	2,50 2,50 2,50 4,00 4,00	910 4CR 911 IW P 931 B P 947 CR P 947 P		7973120000	6 STD
EH100 Diesel	5871	6		Truck BH15 KL500 HL100 Bus BX320 Tractor HL100		105,000	2,50 2,50 2,50 4,00 4,00	910 CR S 911 IW P 930 B P 947 CR P 947 P		7973660000	6 STD
DS70 DS90 Diesel	7013	6		Truck KC300 KC320 TE11 TE61 TE61D Bus RD100 BK11 BT10 BT30, BT31		105,000	3,00 3,00 3,00 4,50 4,50	911 CR P 911 P 931 P 947 CR P 947 P		7973090000	6 STD
DS70 DS90 Diesel	7013	6		Truck KC300 KC320 TE11 TE61 TE61D Bus RD100 BK11 BT10 BT30, BT31		105,000	3,00 3,00 3,00 4,50 4,50	911 4CR 911 P 931 P 947 EX CR 947 P		7973100000	6 STD



HINO

Globally reliable

	ccm											
DS70A Diesel	7013	6		Fot Industrial Machine		105,000	3,00 3,00 4,50 4,50	911 CR 931 B P 931 B P 947 CR P 947 P		7973110000	6	STD
H06B-T1 Diesel	6224	6		Ranger		105,800	2,81 2,50 2,50 5,00	914 CR S 911 IW 4CR 931 B CR 947 EX CR		7973480000	6	STD
H06B-TI Diesel	6224	6		Ranger		105,800	2,81 2,50 2,50 5,00	914 CR S 911 IW CR 931 B CR P 947 EX CR S		7973670000	6	STD
H06B-TA Diesel	6224	6				105,800	2,81 2,50 2,50 5,00	914 CR 911 IW P 931 B CR 947 EX CR		7973680000	6	STD
H07B-T1 Diesel		6				105,800	2,95 2,00 4,00	914 CR S 911 IW CR 947 EX NIT S		7973690000	6	STD
H06C-TI Diesel	6485	6				108,000	2,81 2,00 2,00 4,00	914 IW CR 911 IW 4CR 931 B CR 947 EX CR S		7973740000	6	STD
H06C-TA Diesel	6485	6		Ranger 4,25 t FD		108,000	2,81 2,50 2,50 5,00	914 CR S 911 IW P 931 B CR P 947 EX NIT S		7973700000	6	STD
H06C-TI Diesel	6485	6				108,000	2,81 2,50 2,50 5,00	914 IW CR 911 IW P 931 B CR P 947 EX CR S		7973720000	6	STD
H06C Diesel	6485	6		Ranger 4E		108,000	3,00 2,50 2,50 5,00	910 4CR 911 IW P 931 B CR 947 EX CR		7973160000	6	STD
H06C Diesel	6485	6		Ranger 4E		108,000	3,00 2,50 2,50 5,00	910 CR S 911 IW P 931 B CR 947 EX NIT S		7973710000	6	STD
EH300 Diesel	6211	6		Truck KR301 KL501 Bus RL300 RD300		108,000	3,00 2,50 5,00 4,00	910 CR S 911 IW CR P 947 EX NIT S 947 FE		7973730000	6	STD
EH300 Diesel	6211	6		Truck KR301 KL501 Bus RL300 RD300		108,000	3,00 2,50 5,00 4,00	910 4CRI 911 IW CR P 947 EX CR 947 FE		7974250000	6	STD
H07CT Diesel	6728	6		Ranger SD		110,000	2,81 2,00 2,50 4,00	914 CR 911 IW 4CR 931 B CR P 947 EX CR S		7973500000	6	STD
H07CT Diesel	6728	6		Ranger SD		110,000	2,81 2,00 2,50 4,00	914 CR S 911 IW CR 931 B CR 947 EX NIT S		7973780000	6	STD
H07CT Diesel	6728	6		Ranger SD		110,000	2,81 2,00 2,00 4,00	914 IW CR 911 IW 4CR 931 B CR 947 EX CR S		7973810000	6	STD
EH700-T1 Diesel	6443	6				110,000	2,81 2,50 2,50 5,00	914 CR 911 IW P 931 CR 947 EX CR		7973800000	6	STD
H07D Diesel	7412	6		Ranger		110,000	3,00 2,00 4,00	910 CR 911 IW 4CR 947 EX CR S		7973490000	6	STD
H07D Diesel	7412	6		Ranger		110,000	3,00 2,00 4,00	910 CR S 911 IW CR 947 EX NIT S		7973770000	6	STD
EH700 H07C Diesel	6443	6		Ranger 4D, 5, 7D Truck KLSD KP6D		110,000	3,00 2,50 2,50 5,00	910 4CR 911 IW P 931 B CR 947 EX CR		7973190000	6	STD
EH700 H07C Diesel	6443	6		Ranger 4D, 5, 7D Truck KLSD KP6D		110,000	3,00 2,50 2,50 5,00	910 CR S 911 IW P 931 B CR 947 EX NIT S		7973750000	6	STD

	ccm												
DS50 DS60 DS80 Diesel +	7982	6		Truck ... Bus ...				110,000 3,00 3,00 3,00 4,50 4,50	911 CR 911 P 931 P 947 CR P 947 P		7973170000	6	STD
DS50 DS60 DS80 Diesel	7982	6		Truck ... Bus ...				110,000 3,00 3,00 3,00 4,50 4,50	910 CR 911 IW P 930 B P 947 EX CR 947 EX CR		7973180000	6	STD
DS50 DS60 DS80 Diesel	7982	6		Truck ... Bus ...				110,000 3,00 3,00 3,00 4,50 4,50	911 4CR 911 P 931 P 947 EX CR P 947 P		7973790000	6	STD
J08B-T1 Diesel		6						110,900 2,95 2,00 4,00	914 NIT PVD S 931 CR 947 EX NIT S		7973820000	6	STD
J08E Diesel		6						112,000 2,50 2,00 4,00	910 NIT PVD S 911 NIT S 947 EX NIT S		7973830000	6	STD
J07E Diesel		5						112,000 2,50 2,00 4,00	910 NIT PVD S 911 NIT S 947 EX NIT S		7973840000	5	STD
J05C Diesel		4						114,000 2,50 2,00 4,00	910 NIT PVD S 911 NIT S 947 EX NIT S		7973880000	4	STD
J07C Diesel		5						114,000 2,50 2,00 4,00	910 NIT PVD S 911 NIT S 947 EX NIT S		7973890000	5	STD
YJ75 Diesel		4						114,000 2,50 2,00 4,00	910 NIT S 911 NIT S 947 EX NIT S		7973920000	4	STD
Dieselmotor J08CT	7961	6		Selaga Ranger Rainbow				114,000 2,50 2,00 4,00	910 NIT S 911 NIT S 947 EX NIT S		7974260000	6	STD
J08C Diesel	7961	6						114,000 3,00 2,00 4,00	910 CR 911 IW 4CR 947 EX CR S		7973850000	6	STD
J05C Diesel	5307	4						114,000 3,00 2,00 4,00	910 CR 911 IW 4CR 947 EX NIT S		7973860000	4	STD
J05C Diesel	5307	4						114,000 3,00 2,00 4,00	910 CR 911 IW 4CR 947 EX CR S		7973870000	4	STD
J07C Diesel		5						114,000 3,00 2,00 4,00	910 CR 911 IW 4CR 947 EX CR S		7973900000	5	STD
J08C Diesel	7961	6						114,000 3,00 2,00 4,00	910 CR 911 IW 4CR 947 EX NIT S		7973910000	6	STD
EB100 EB200 Diesel	9036	6		Truck KB... Bus RE...				115,000 3,50 2,00 3,00 5,00 5,00	911 4CR 911 P 931 B P 947 EX CR 947 P		7973200000	6	STD
EB100 EB200 Diesel	9036	6		Truck KB... Bus RE...				115,000 3,50 3,00 3,00 5,00 5,00	911 CR 911 P 931 P 947 CR 947 P		7973210000	6	STD
EL100 Diesel	7862	6		Truck Ranger 7E FG185 LB760				116,000 3,00 2,50 2,50 5,00	910 CR S 911 IW P 931 B CR P 947 EX NIT S		7973930000	6	STD
P10C-TI Diesel		6						117,800 3,31 2,31 2,00 4,00	914 CR S 911 IW CR 931 B CR 947 EX CR S		7973940000	6	STD
P09B-T1 Diesel	8501	6						117,800 3,31 2,81 2,50 5,00	914 CR S 911 IW 4CR 931 B CR 947 EX CR		7973510000	6	STD
EP100 Diesel P09C-TA	8821	6		Super Dolphin FN288 11,5t				120,000 3,31 2,81 2,50 5,00	914 CR 911 IW 4CR 931 B CR 947 EX CR		7973280000	6	STD



HINO

Globally reliable

	ccm											
EP100 Diesel P09C-TA	8821	6		Super Dolphin FN288 11,5t		120,000	3,31 2,81 2,50 5,00	914 CR 911 IW 4CR 931 B CR 947 EX CR S		7973290000	6	STD
EP100 Diesel P09C-TA	8821	6		Super Dolphin FN288 11,5t		120,000	3,31 2,81 2,50 5,00	914 CR S 917 IW CR 931 B CR 947 EX NIT S		7973950000	6	STD
EB400 Diesel	9838	6		RE		120,000	3,31 3,00 3,00 6,00	914 CR I 911 IW P 931 IW CR 947 EX CR		7973300000	6	STD
EB400 Diesel	9838	6		RE		120,000	3,31 3,00 3,00 6,00	910 CR 911 IW CR 931 B CR 947 EX CR		7973310000	6	STD
DK10 DK20 Diesel	10178	6		Truck ... Bus ... Tractor ...		120,000	3,50 3,50 3,50 5,00 5,00	910 4CR 911 IW P 931 B P 947 EX CR 947 CR		7973240000	6	STD
DK10 DK20 Diesel	10178	6		Truck ... Bus ... Tractor ...		120,000	3,50 3,50 3,50 5,00 5,00	910 CR 911 IW P 931 B P 947 CR 947 CR		7973250000	6	STD
EB300 Diesel	9838	6		Dump Truck KB112D		120,000	3,50 3,50 3,50 6,00	910 CR 911 IW P 931 B P 947 EX CR		7973270000	6	STD
YJ70 Diesel		6				122,000	3,31 2,31 2,00 4,00	914 NIT PVD S 911 IW CR 931 B CR 947 EX CR S		7973960000	6	STD
YJ97 Diesel		6				122,000	3,31 2,31 2,00 4,00	914 CR S 911 IW CR 931 B CR 947 EX NIT S		7973970000	6	STD
P11C P11B-T1 Diesel	10520	6				122,000	3,31 2,31 2,00 4,00	914 CR S 911 IW CR 931 B CR 947 EX CR S		7973980000	6	STD
EM100 Diesel	9419	6		Super Dolphin FN288 8t		124,000	2,81 2,50 3,00 5,00	914 CR S 911 IW CR 931 B CR 947 EX NIT S		7973990000	6	STD
M10-U Diesel	9880	6		Bus Blue Ribon HU		127,000	3,31 3,00 3,00 5,00	914 CR 911 IW CR 931 B CR 947 EX CR		7973330000	6	STD
ER200 Diesel	11581	6		RC		128,000	3,50 3,00 3,00 6,00	910 CR 911 IW P 931 B CR 947 EX CR		7973360000	6	STD
ED100 Diesel	11581	6		Truck HE35 HH130		128,000	3,50 3,50 3,50 6,00	910 CR 911 IW CR 931 B P 947 EX CR		7973400000	6	STD
ED100 Diesel	11581	6		Truck HE35 HH130 (export spec.)		128,000	4,00 4,00 3,50 6,00	910 CR 911 IW CR 931 B P 947 EX CR		7973350000	6	STD
EF100 EF100T Diesel	13804	V-8		Truck HE345 TC701 Bus HE345 TC701		130,000	3,31 3,50 3,50 6,00	914 CR 911 IW P 931 B P 947 EX CR		7973370000	8	STD
EF300 EF350 Diesel	14232	V-8		Truck TC702D KF703D ZM704D		132,000	3,31 3,50 3,50 6,00	914 CR 911 IW P 931 B CR 947 EX CR		7973380000	8	STD
K13B-TI Diesel		6				132,900	3,31 3,50 3,50 5,00	914 CR S 911 IW 4CR 931 B CR 947 EX CR		7974000000	6	STD
EF550 Diesel	16250	V-8				135,000	2,81 3,50 3,00 5,00	914 CR 911 IW P 931 B CR 947 EX CR S		7974010000	8	STD

	ccm												
K13C Diesel	12882	6					135,000	3,31 3,50 3,50 6,00	914 CR 911 IW 4CR 931 B CR 947 EX CR		7973410000	6	STD
K13C Diesel	12882	6		Truck Ranger, Super Dolphin PROFIA			135,000	3,31 3,50 3,50 5,00	914 CR 911 IW 4CR 931 B CR 947 EX CR S		7973470000	6	STD
YJ38 YJ39 Diesel		6					135,000	3,31 3,50 3,50 4,00	914 CR 911 IW 4CR 931 B CR 947 EX CR S		7974020000	6	STD
YJ73 YJ74 Diesel		6					135,000	3,31 3,50 3,50 5,00	914 NIT PVD S 911 IW CR 931 B CR 947 EX CR S		7974030000	6	STD
EG100 EF500 Diesel	14886	V-8		Truck KB500D KS320 ZM102 TC541 Bus RV530P 550P Tractor WG300 HF350			135,000	3,31 3,50 3,50 6,00	914 CR 911 IW P 931 B CR 947 EX CR		7974040000	8	STD
K13C Diesel	12882	6					135,000	3,31 3,50 3,50 5,00	914 CR 911 IW 4CR 931 B CR 947 EX CR		7974050000	6	STD
YK37 Diesel		4					137,000	3,31 2,81 2,50 4,00	914 NIT PVD S 911 IF NIT S 911 NIT S 947 EX NIT S		7974060000	4	STD
F17D-T Diesel	17238	8					137,000	3,31 3,31 3,50 5,00	914 CR 911 IW 4CR 931 B CR 947 EX CR		7974070000	8	STD
EF700T EF750T Diesel	15920	V-8					137,000	3,31 3,31 3,50 6,00	914 CR S 911 IW CR 931 B CR 947 EX CR		7974080000	8	STD
EK100 EK200 Diesel	13267	6		Truck TC303D KF301D ZM103D KB501D KS321			137,000	3,31 3,50 3,50 6,00	914 CR 911 IW P 931 B CR 947 EX CR		7973420000	6	STD
EF700 EF750 Diesel	15920	V-8		Tractor HE HH TC			137,000	3,31 3,50 3,50 6,00	914 CR 911 IW P 931 B CR 947 EX CR		7973430000	8	STD
EV700 Diesel	19900	V-10		Truck SH HE526 SS TC562			137,000	3,31 3,50 3,50 6,00	914 CR 911 IW P 931 B CR 947 EX CR		7973450000	10	STD
EF750 Diesel	15920	V-8					137,000	3,31 3,50 3,00 5,00	914 CR 911 IW P 931 B CR 947 EX CR		7973520000	8	STD
YJ66 Diesel		V-8					137,000	3,31 3,50 3,50 4,00	914 NIT PVD S 911 IW 4CR 931 B CR 947 EX CR S		7974090000	8	STD
F17D-TI Diesel	17238	V-8					137,000	3,31 3,50 3,50 4,00	914 CR 911 IW 4CR 931 B CR 947 EX CR S		7974100000	8	STD
F17D Diesel	17238	V-8					137,000	3,31 3,50 3,50 5,00	914 CR 911 IW P 931 B CR 947 EX CR		7974110000	8	STD
V21C Diesel	20932	V-10					137,000	3,31 3,50 3,50 5,00	914 CR 911 IW 4CR 931 B CR 947 EX CR		7974120000	10	STD
K13D Diesel	13267	6					137,000	3,31 3,50 3,50 5,00	914 CR 911 IW CR 931 B CR 947 EX CR S		7974130000	6	STD
V22C Diesel	21548	10					139,000	3,31 3,50 3,50 6,00	914 CR 911 IW P 931 B CR 947 EX CR		7973460000	10	STD



HINO

Globally reliable

	ccm											
F17C F17E Diesel	17238	8				139.000	3,31 3,50 3,50 5,00	914 CR 911 IW P 931 B CR 947 EX CR		7974140000	8	STD
F17E Diesel	17238	8				139.000	3,31 3,50 3,50 5,00	914 CR 911 IW CR 931 B CR 947 EX CR S		7974150000	8	STD
V22D Diesel	21548	V-10				139.000	3,31 3,50 3,50 5,00	914 CR 911 IW P 931 B CR 947 EX CR		7974160000	10	STD
V22D Diesel	21548	V-10				139.000	3,31 3,50 3,50 5,00	914 CR 911 IW CR 931 B CR 947 EX CR S		7974170000	10	STD
EA100 Diesel		10		Bus		140.000	3,31 3,00 3,00 6,00	914 CR 911 IW FE 931 B CR 947 EX CR		7974180000	10	STD
F20C Diesel	19688	V-8		Ranger Truck Super Dolphin PROFIA: FS		146.000	3,31 3,00 3,00 4,00	914 CR 911 IW 4CR 931 B CR 947 EX CR S		7974200000	8	STD
F20C Diesel	19688	8		Ranger Truck Super Dolphin PROFIA: FS		146.000	3,31 3,50 3,50 5,00	914 CR 911 IW 4CR 931 B CR 947 EX CR S		7973530000	8	STD
V25C Diesel	24610	10		Super Dolphin PROFIA: SS		146.000	3,31 3,50 3,50 5,00	914 CR 911 IW 4CR 931 B CR 947 EX CR S		7973540000	10	STD
V26C Diesel	25977	10				150.000	3,31 3,00 3,00 4,00	914 CR 911 IW 4CR 931 B CR 947 EX CR S		7974210000	10	STD
F21C Diesel		V-8				150.000	3,31 3,00 3,00 4,00	914 CR 911 IW 4CR 931 B CR 947 EX CR S		7974220000	8	STD
YJ67 Diesel		V-8				150.000	3,31 3,00 3,00 4,00	914 NIT PVD S 911 IW 4CR 931 B CR 947 EX CR S		7974230000	8	STD



















	ccm											
EB-1 Gasoline	1169	4		Civic 1200		70,000	1,50 1,50 2,80	911 CR 911 P 777 CR S		7976080000 2500 5000	4	STD 0,25 0,50
Motor RS8, RS9	658	3		Life Turbo Life NA		71,000	1,00 1,20 2,00	910 IF NIT S 911 P 777 NIT S		7976000000 5000	3	STD 0,50
Motor RGB						71,000	1,20 1,20 2,50	910 CR S IF 911 P 777 CR S		8976580000	1	STD
Motor KAB						72,000	1,00 1,00 2,50	910 CR S IF 911 FE 777 CR S		7976590000	4	STD
EJ 2 Gasoline	1335	4		Civic Ballade		72,000	1,00 1,20 2,80	910 CR S 911 P 777 NIT S		7976280000 2500 5000	4	STD 0,25 0,50
EJ EN Gasoline EB3	1335	4		Civic 1300 Civic Van SV Ballade		72,000	1,50 1,50 4,00	910 CR P 911 P 777 CR S		7976090000	4	STD
EN Gasoline EJ EB3	1238	4		PA 5 Civic		72,000	1,50 1,50 4,00	910 CR 911 P 777 CR S		7976110000 2500 5000	4	STD 0,25 0,50
EB-2 Gasoline	1238	4		Civic		72,000	1,50 1,50 2,80	910 CR S 911 P 777 NIT S		7976310000 2500 5000	4	STD 0,25 0,50
Motor RBO	1300	4				73,000	1,00 1,00 2,00	910 IF NIT S 931 FE S 777 NIT S		7976010000 5000	4	STD 0,50
Motor LEA	1497	4	84 kW (114 PS)	Civic Hybrid, CR-Z (ZF1) 1.5 Hybrid	06/10-	73,000	1,00 1,00 2,00	910 IF NIT S 931 IFU S FE 777 NIT S		7976020000 5000	4	STD 0,50
Motor LDA-MF3						73,000	1,00 1,20 2,00	910 CR S IF 931 P 777 CR S		7976600000	4	STD
EW 1 PEO D15A Gasoline	1488	4		Civic CRX		74,000	1,00 1,20 2,80	910 CR S 911 P 777 CR S		7976270000 2500 5000	4	STD 0,25 0,50
EF D15A2 Gasoline	1488	4		Civic CVCC PA6 Ballade 1500		74,000	1,20 1,20 2,80	910 CR S 911 P 777 NIT S		7976150000 2500 5000	4	STD 0,25 0,50
EW EV Gasoline	1488	4		Civic Ballade		74,000	1,20 1,20 2,80	910 IF CR S 931 ES P 777 CR S		7976330000 2500 5000	4	STD 0,25 0,50
D13A2 Gasoline	1342	4		CRX Civic		74,000	1,20 2,80	910 CR S 777 CR S		7976320000 2500 5000	4	STD 0,25 0,50
EC Gasoline	1488	4		1500 SE VAN VB		74,000	1,50 1,50 2,80	910 CR 911 P 777 NIT S		7976120000 2500 5000	4	STD 0,25 0,50
ED, EE, EW EF Gasoline ED1, ED3, ED4 D15A3, EW4	1488	4		Civic 1500 SG, SH, ST Acc. 1600SJ		74,000	1,50 1,50 4,00	910 CR 911 P 777 CR S		7976130000 2500 5000	4	STD 0,25 0,50
Motor EV	1342	4		Civic	84 -							
EM1 D15A3	1488	4		Civic CVCC PA6		74,000	1,50 1,50 4,00	910 CR 911 P 777 CR S		7976140000 2500 5000	4	STD 0,25 0,50
Motor EF1, EF2	1599	4		Civic								
EW EV Gasoline	1488	4		Civic Ballade		74,000	1,50 1,50 4,00	910 NIT S 911 CR 777 NIT S		7976180000 2500 5000	4	STD 0,25 0,50
D15B6 Gasoline PM8	1493	4		CRX		75,000	1,00 1,20 2,80	910 CR S 911 FE 777 CR S		7976260000 2500 5000	4	STD 0,25 0,50
D15Z1 D16Y5 D16Y7 D16Y8	1493 1590	4 4		Civic Civic		75,000	1,00 1,20 2,80	910 IF CR S 931 ES P 777 CR S		7976370000 2500 5000	4	STD 0,25 0,50
D17A1 Gasoline	1668	4				75,000	1,00 1,20 2,00	910 IF CR S 911 P 777 NIT S		7976380000 2500 5000	4	STD 0,25 0,50
D15B7 Gasoline Motor D16Y7 D16Y8	1493 1590	4 4		Civic		75,000	1,20 1,20 2,80	910 CR S 911 P 777 CR S		7976390000 2500 5000	4	STD 0,25 0,50
D15, D15B, D15B1, D15B2, PM3, PM4	1493	4		Civic, CRX, Partner		75,000	1,20 1,50 2,80	910 CR S 911 P 777 CR S		7976350000 2500 5000	4	STD 0,25 0,50
Motor D13	1343	4		Civic DX	88 - 95							



HONDA

Globally reliable

	ccm										
SH4 Gasoline D15B	1493	4		Civic CRX		75,000	1,20 1,50 4,00	910 NIT S 931 ES CR 777 CR S		7976360000 2500 5000	4 STD 0,25 0,50
PM6 Gasoline ZC, D16A D16Z6	1590	4		Civic, Integra	86 - 87	75,000	1,20 1,50 2,80	910 NIT S 931 ES CR 777 NIT S		7976400000 2500 5000	4 STD 0,25 0,50
PJ1 D16A Gasoline D16A6	1590	4				75,000	1,20 1,50 2,80	910 CR S 911 P 777 CR S		7976410000 2500 5000	4 STD 0,25 0,50
EK EP Gasoline	1750	4		Prelude		77,000	1,50 1,50 4,00	910 CR S 931 P 777 CR S		7976160000 2500 5000	4 STD 0,25 0,50
ED, EK, EP Gasoline EK1	1750	4		Accord	83 -	77,000	1,50 1,50 4,00	910 CR S 911 P 777 CR S		7976420000 2500 5000	4 STD 0,25 0,50
A18A Gasoline	1800	4		Accord		80,000	1,20 1,20 2,80	910 IF CR S 911 P 777 CR S		7976430000 2500 5000	4 STD 0,25 0,50
ES, ET, ET2, EY Gasoline	1829	4		Accord Prelude	83 -	80,000	1,50 1,50 4,00	910 CR S 931 P 777 CR S		7976170000 2500 5000	4 STD 0,25 0,50
B16A, B16B B16A2 Motor B18 B18A1	1595 1834	4 4		Integra Civic CRX Integra	97 - 00 92 - 93	81,000	1,00 1,20 2,80	910 IF CR S 931 ES P 777 CR S		7976250000 2500 5000	4 STD 0,25 0,50
Motor R18A1	1799	4		Cross Road, Civic, Stream		81,000	1,20 1,20 2,00	910 NIT S 931 P 777 NIT S		7976030000 5000	4 STD 0,50
B18A B20A Gasoline	2000	4		Prelude		81,000	1,20 1,50 2,80	910 NIT S 931 CR 777 CR S		7976240000 2500 5000	4 STD 0,25 0,50
PK1 B20A B20A3 B20A5	1958	4		Prelude Accord		81,000	1,20 1,50 2,80	910 NIT S 931 CR 777 NIT S		7976440000 2500 5000	4 STD 0,25 0,50
C20A Gasoline	1996	6		Legend 2000		82,000	1,20 1,20 2,80	910 IF CR S 911 P 777 CR S		7976450000 2500 5000	6 STD 0,25 0,50
A20A BT1	1955	4		Accord 2000	87 -	82,700	1,50 1,50 4,00	910 CR S 931 P 777 CR S		7976210000 2500 5000	4 STD 0,25 0,50
A20A Gasoline	1955	4		Accord 2000		82,700	1,50 1,50 4,00	910 NIT S 911 CR 777 NIT S		7976220000 2500 5000	4 STD 0,25 0,50
B21A1 PK3 Gasoline	2056	4		Prelude	90 - 91	83,000	1,20 1,20 2,80	910 IF CR S 911 CR 777 NIT S		7976460000 2500 5000	4 STD 0,25 0,50
C25A1 PH7 Gasoline	2493	6		Legend 24V		84,000	1,20 1,20 4,00	910 IF CR S 911 IF P 777 CR S		7976470000 2500 5000	6 STD 0,25 0,50
B20B4 B20 Z2 P3F	1972	4		CR-V	97 - 98	84,000	1,20 1,20 2,80	910 IF NIT S 911 P 777 CR S		7976480000 2500 5000	4 STD 0,25 0,50
Motor F18A	1849	4		Accord		85,000	1,20 1,20	910 CR S 911 CR		7976230000 2500	4 STD 0,25
SM4 F22A F22B F22A1 Gasoline	2156	4		Accord			2,80	777 NIT S		5000	0,50
PT1 Gasoline F20A	2000	4				85,000	1,20 1,20 3,00	910 CR S 911 CR 947 EX NIT S		7976490000 2500 5000	4 STD 0,25 0,50
J30A1 J30A4	2997	6		Accord	98 - 06	86,000	1,20 1,20 2,80	910 CR S 911 P 777 CR S		7976500000 2500 5000	6 STD 0,25 0,50
F23A, F23A1	2254	4		Gemini, Accord	98 - 02	86,000	1,20 1,20 2,80	910 CR S 911 FE 777 CR S		7976550000 2500 5000	4 STD 0,25 0,50
Motor K20A1 K20A3 K20Z3	1998	4		Civic, CR-V, FR-V, Stream	02 -	86,000	1,20 1,20 2,00	910 CR S 911 FE 777 NIT S		7976560000 5000 1000	4 STD 0,50 1,00
Motor RBB	2400	4		TSX		87,000	1,20 1,20 2,50	910 IF NIT S 931 CR 777 NIT S		7976050000 5000	4 STD 0,50
Motor RL5	2400	4		TSX		87,000	1,20 1,20 2,00	910 IF NIT S 931 CR 777 NIT S		7976060000 5000	4 STD 0,50
Motor R40A		4				87,000	1,20 1,20 2,00	910 IF CR S 931 CR 777 CR S		7976340000	4 STD
























	ccm											
PL2 C27A1 Gasoline	2675	4		Accord Legend	88 - 90	87,000	1,20 1,20 4,00	910 IF CR S 911 IF P 777 CR S		7976510000 2500 5000	4	STD 0,25 0,50
H22A, H23 A H22A1, H23A1 H22A3 H22A4	2156	4		Prelude	94 -	87,000	1,20 1,20 2,80	910 IF NIT S 931 CR 777 NIT S		7976520000 2500 5000	4	STD 0,25 0,50
Motor K24A1 K24A4 RAA	2354	4		CR-V, Accord, Element	05 -	87,000	1,20 1,20 2,00	910 IF CR S 931 FE 777 CR S		7976570000 5000 1000	4	STD 0,50 1,00
J35A1 J35A3	3471	6		Odyssey, MR-V	00 - 04	89,000	1,20 1,20 2,80	910 CR S 911 P 777 CR S		7976530000 2500 5000	6	STD 0,25 0,50
C32A Gasoline	3206	6		Legend Acura TL	95 -	90,000	1,20 1,20 2,80	910 IF CR S 911 P 777 NIT S		7976540000 2500 5000	6	STD 0,25 0,50
Motor RKG	3664	6	217 kW 295 PS	Legend 3,7 RL 3,7 TL 3,7 MDX 3,7 ZDX 3,7		90,000	1,20 1,20 2,00	910 NIT S IF 931 ES CR 947 EX NIT S		7976610000	6	STD
Motor RKG	2977	6		NSX		90,000	1,20 1,20 2,00	910 IF NIT S 931 CR 947 EX NIT S		7976620000 5000	6	STD 0,50



HYUNDAI

Globally reliable

	ccm											
Motor G4HA, Epsilon 0.8 S	798	4	54 PS	Atos	97...	63,000	1,20 1,50 2,80	910 CR S 911 IF P 777 CR S		7924500000	4	STD
Motor G4HC, G4DG, Epsilon 1.0 S	999	4	40 - 43 kW 59 - 62 PS	Atos 1.0i Santro	98...	66,000	1,20 1,20 2,50	910 CR S 911 FE 777 CR S		7924530000 5000 1000	4	STD 0,50 1,00
Motor G4HG	1086	4		Santro		67,000	1,20 1,20 2,00	910 IF NIT S 931 P 777 NIT S		7924000000 5000	4	STD 0,50
Motor Epsilon 1.1 S, G4HD, G4AG	1086	4	43 - 46 kW 59 - 62 PS	Atos Prime, i10, Getz 1.1 i 12V Santro	02...	67,000	1,20 1,20 2,50	910 NIT S 911 FE 777 CR S		7924550000	4	STD
Motor G4HG	1086	4	48kW, 64 PS	i10 Santro Xing Kia Picanto		67,000	1,20 1,20 2,00	910 IF NIT S 931 FE 777 NIT S		7953660000	4	STD
Motor G4LA	1248	4	57 kW (78 PS)	i10 (PA) 1.2	11/08-	71,000	1,00 1,20 2,00	910 IF NIT S 931 P 777 NIT S		7924020000 5000	4	STD 0,50
Motor G4LA	1248	4	63 kW (86 PS)	i10 (PA) 1.2	04/11-							
Motor G4LA	1248	4	63 kW (86 PS)	i20 (PB, PBT) 1.2	03/12-							
Motor G4LA	1248	4	57 kW (78 PS)	i20 (PB, PBT) 1.2	09/08-							
Motor X-2 1.3 G4DG	1300	4	44 - 47 kW 60 - 64 PS	PONY / EXCEL 1.3	01/90-01/95	71,000	1,50 1,50 4,00	910 CR S 911 FE 777 CR S		7924610000 5000	4	STD 0,50
Motor 1,3 MPI	1300	4		Click		71,500	1,20 1,20 2,00	910 IF CR S 931 FE 777 CR S		7924790000	4	STD
Motor G4EA, G4K, G4N, G4EH Alpha 1.3	1341	4	44 - 63 kW 60 - 85 PS	Accent, ES, Multi, RS Click Getz 1.3i 12V, Verna		71,500	1,50 1,50 3,00	910 CR S 911 FE 777 CR S		7924520000 5000	4	STD 0,50
Motor 4G33	1439	4		Pony		73,000	1,50 1,50 4,00	910 CR 911 FE 777 CR S		7987110000 2500 5000	4	STD 0,25 0,50
Dieselmotor D3FA	1120	3	55 kW (75 PS)	i10 (PA) 1.1 CRDi	01/08-	75,000	1,75 1,75 3,00	910 IF PVD S 911 IW CR 947 EX NIT S		8924910000 5000	1	STD 0,50
Dieselmotor D3FA	1120	3	55 kW (75 PS)	i20 (PB, PBT) 1.1 CRDi	03/12-							
Dieselmotor D4FA	1493	4	81 kW (110 PS)	ACCENT III (MC) 1.5 CRDi GLS	11/05 - 11/10							
Dieselmotor D4FA	1493	4	81 kW (100 PS)	ACCENT Stufenheck (MC) 1.5 CRDi GLS	11/05 - 11/10							
Dieselmotor D4FA	1493	4	65 kW (88 PS)	GETZ (TB) 1.5 CRDi	08/05 - 06/09							
Dieselmotor D4FA	1493	4	81 kW (110 PS)	GETZ (TB) 1.5 CRDi GLS	08/05 - 06/09							
Dieselmotor D4FA	1493	4	75 kW (102 PS)	MATRIX (FC) 1.5 CRDi	12/04 - 08/10							
Dieselmotor D4FA	1493	4	81 kW (110 PS)	MATRIX (FC) 1.5 CRDi VGT	08/05 - 08/10							
Motor 1,5 MPI	1500	4		Click		75,500	1,20 1,20 2,00	910 IF CR S 931 777 CR S		7924780000	4	STD
Motor G4EE	1399	4	71 kW (97 PS)	ACCENT III (MC) 1.4 GL, GETZ (TB) 1.4 i	08/05-							
Motor G4EK, G4FK	1495	4	73 - 85 kW 99 - 116 PS	Accent, Avante, Verna, Lantra, Elantra 1.5i	96 - 97	75,500	1,20 1,50 3,00	910 CR S 911 FE 777 CR S		7924640000 5000 1000	4	STD 0,50 1,00
Motor G4EK, G4AJ, X1 G4DJ, Alpha 1.5 X2-1.5	1468	4	53 - 63 kW 72 - 86 PS	Excel, Pony, Scope, Lantra, Elantra 1.5 Verna		75,500	1,50 1,50 4,00	910 CR S 911 P 777 CR S		7924620000 5000 1000	4	STD 0,50 1,00
Motor G4AE, G4EK, Alpha 1.5	1495	4	65 - 68 Kw 88 - 92 PS	Accent S, S-Coupe Accent, Elantra, Verna, Lantra 1.5i 12V	7. 94...	75,500	1,50 1,50 3,00	910 CR S 911 FE 777 CR S		7987510000 2500 5000 7500 1000	4	STD 0,25 0,50 0,75 1,00
Motor G4ED, G4GR	1599	4	76 kW 103 PS	Getz, Accent, Matrix 1.6 GLS, Coupe 1.6, Matrix Click 1.6, Lavitra Verna 1.6	01 - 05	76,500	1,20 1,20 2,50	910 CR S IF 931 FE 777 CR S		7924600000 5000	4	STD 0,50
Motor G4ED Alpha 1.6 D	1599	4	103 PS	Click Elantra 1.6 Accent		76,500	1,20 1,20 2,00	910 IF CR S 931 FE 777 CR S		7924770000 5000	4	STD 0,50
Motor 4G32 G32B	1597	4		Pony, Stellar	85 - 90	76,900	2,00 2,00 4,00	910 CR P 911 P 777 CR S		7987200000	4	STD
Motor G4FD	1591	4	97 kW - 103 kW (132 - 140 PS)	VELOSTER (FS) 1.6 GDI, i30 (GD) 1.6 GDI, i40 (VF) 1.6 GDI, ix35 (LM, EL, ELH) 1.6, TUCSON (TLE) 1.6 GDi	11/10-	77,000	1,20 1,20 2,00	910 IF NIT S 931 P 947 EX NIT S		7924090000	4	STD




















	ccm											
Motor Gamma 1,4	1396			Avante HD		77,000	1,20 1,20 2,00	910 CR S IF 931 FE 777 CR S		7924880000	4	STD
Motor Gamma 1,6	1591			Avante HD								
Dieselmotor D4FB from 01.01.2014 till 02.11.2015	1582	4	94 kW (128 PS)	ELANTRA 1.6 CRDi	02/11-	77,200	1,75 1,75 3,00	910 IF NIT S PVD 911 IW CR P 947 EX NIT S		7924940000 5000	4	STD 0,50
Dieselmotor D4FB from 01.11.2014 till 19.01.2015	1582	4	94 kW (128 PS)	i30 1.6 CRDi	12/11-							
Dieselmotor D4FB from 20.01.2011 till 06.01.2016	1582	4	94 kW (128 PS)	ACCENT 1.6 CRDi	10/11-							
Dieselmotor D4FB till 04.05.2015	1582	4	85 kW - 94 kW (116-128 PS)	ix20 1.6 CRDi	06/11-							
Dieselmotor D4FB till 11.02.2009	1582	4	85 kW (116 PS)	ELANTRA 1.6 CRDi	11/05 - 12/11							
Dieselmotor D4FB till 19.01.2015	1582	4	66 kW - 100 kW (90-136 PS)	i30 1.6 CRDi	10/07-							
Dieselmotor D4FB till 31.03.2012	1582	4	85 kW - 94 kW (116-128 PS)	i20 1.6 CRDi	09/08-							
Dieselmotor D4FD till 01/2015	1685	4	85 kW (116 PS)	i40 1.7 CRDi	07/11-							
Dieselmotor D4FD till 26.06.2015	1685	4	85 kW (116 PS)	ix35 (LM, EL, ELH) 1.7 CRDi,	11/10-							
Motor G4DR, G4GR, G4ED, J2 Beta 1.6	1599	4	66 kW 90 PS	Lantra 1.6i, Coupe 1.6i, Canter, Rosa, Truck 3.5 ton	96...	77,400	1,20 1,20 2,50	910 CR S IF 911 FE 777 CR S		7924590000	4	STD
Motor Y2	1795	4		Sonata		80,600	1,50 1,50 4,00	910 CR S 911 P 777 CR S		7924740000	4	STD
Motor FB	1793			Spectra 1,8		81,000	1,20 1,20 2,50	910 CR S IF 931 FE 777 CR S		7924890000	4	STD
Motor G4DM, G4CN, G4JN DOHC 1.8	1836	4	93 kW 127 PS	Sonata, Elantra 16V	92...98	81,500	1,20 1,50 3,00	910 NIT S 911 CR 777 CR S		7924650000 5000	4	STD 0,50
Motor G4GB, G4GF, G4GN Beta 1.8	1795	4	94 - 104 kW 128 - 141 PS	Vante, Tiburon, Matrix 1.8	96 - 00	82,000	1,20 1,20 2,50	910 CR S IF 911 FE 777 CR S		7924580000 5000	4	STD 0,50
Motor G4GF, G4GN, G4GM, G4JP, G4CP, G4GB, G4DM, G4GC	1997	4	94 - 128 kW 105 - 143 PS	Lantra, Elantra, Tiburon, Matrix, Avante, Trajet 2.0, Avante 2.0, Tucson	96 - 00							
Motor G4CR, G4RJP, 4G61, G4R, DOHC 1.6	1595	4	78 - 84 kW 106 - 114 PS	Lantra 1.6i, Elantra 16V DOHC	91 - 95	82,300	1,20 1,50 3,00	910 NIT S 911 CR P 777 NIT S		7924660000 5000	4	STD 0,50
Dieselmotor D4EA from 07/2007 till 03/2010	1991	4	83 kW - 110 kW (113 - 150 PS)	TUCSON 2.0 CRDi	08/04-03/10	83,000	2,00 2,00 3,00	916 NIT S PVD 911 IW U CR 947 EX NIT S		8924950000 5000	1	STD 0,50
Dieselmotor D4EA from 07/2007 till 07/2010	1991	4	100 kW - 103 kW (136 - 140 PS)	i30, i30 CW 2.0 CRDi	10/07-06/12							
Dieselmotor D4EA from 07/2007 till 11/2010	1991	4	100 kW (136 PS)	SONATA V 2.0 CRDi	02/06-							
Dieselmotor D3EA 1.5 CRDi	1496	3	80 - 82 PS	Getz, Matrix, Accent 1.5 CRDi		83,000	2,00 2,00 3,00	916 NIT S 911 IF U CR 947 EX NIT S		8926100000	1	STD
Dieselmotor D4EA 2.0 CRDi	1991	4	112 - 150 PS	Elantra, Trajet, Spectra Tucson, i30 Santa Fe Grandeur								
Dieselmotor XUD 9, XUD 9 A	1905	4	47-52 kW (64-71 PS)	Lantra	98-	83,000	2,00 2,00 3,00	910 CR S 911 P 947 EX CR		8937230000 2500 5000 1000	1	STD 0,25 0,50 1,00



HYUNDAI

Globally reliable

	ccm											
Dieselmotor D4HA	1995	4	100 kW (136 PS)	IX35 (LM, EL, ELH) 2.0 CRDi	01/10-	84,000	2,50 2,00 3,00	916 CKS S 911 IF U P 947 EX NIT S		7924920000	4	STD
Dieselmotor D4HA	1995	4	135 kW (184 PS)	IX35 (LM, EL, ELH) 2.0 CRDi	01/12-							
Dieselmotor D4HA	1995	4	100 kW (136 PS)	IX35 (LM, EL, ELH) 2.0 CRDi 4WD	01/10-							
Dieselmotor D4HA	1995	4	135 kW (184 PS)	IX35 (LM, EL, ELH) 2.0 CRDi 4WD	01/10-							
Dieselmotor D4HA	1995	4	110 kW (150 PS)	SANTA FÉ II (CM) 2.0 CRDi	12/10-							
Dieselmotor D4HA	1995	4	110 kW (150 PS)	SANTA FÉ II (CM) 2.0 CRDi 4x4	12/10-							
Dieselmotor D4HA	1995	4	110 kW (150 PS)	SANTA FÉ III (DM) 2.0 CRDi	09/12-							
Dieselmotor D4HA	1995	4	110 kW (150 PS)	SANTA FÉ III (DM) 2.0 CRDi 4WD	09/12-							
Motor EF 2.0 G4JP Sirius II	1997	4	134 PS	Sonata EF	98...	85,000	1,20 1,50 2,80	910 NIT S IF 931 FE 777 NIT S		7924680000 5000	4	STD 0,50
Motor G4CP, G4GF	1997	4	77 - 107 kW 105 - 146 PS	Sonata, Marcia, Grandeur 2.0	94 - 96	85,000	1,20 1,50 3,00	910 NIT S 931 ES FE 777 NIT S		7924690000 5000	4	STD 0,50
Motor Y2	1998	4	64 - 70 kW 87 - 95 PS	Stellar 2.0 Sonata		85,000	1,50 1,50 4,00	910 CR S 911 FE 777 CR S		7924670000 5000	4	STD 0,50
Motor G4KA	1997	4	106 kW (144 PS)	SONATA V (NF) 2.0 VVTi GLS	05/05-	86,000	1,20 1,20 2,00	910 CR S IF 931 P 777 CR S		7924830000 5000	4	STD 0,50
Motor G4JS	2350	4		Santa Fe 2.4		86,500	1,20 1,50 2,80	910 IF CR S 931 P 777 CR S		7924010000 5000	4	STD 0,50
Motor G4JS, EF 2.4, Sirius II 2.4	2351	4	100 kW 136 PS	Sonata, H-1 Santa Fe 2.4 i Kia Optima	00 - 06	86,500	1,20 1,50 2,80	910 NIT S 931 FE 777 NIT S		7924710000	4	STD
Motor 4G-64, Y2 2.4, G4CS, LX 2.4, G64B	2351	4	81 - 110 kW 110 - 150 PS	Sonata, Grace, Grandeur	89 - 92	86,500	1,50 1,50 4,00	910 CR S 931 P ES 777 CR S		7924700000 5000	4	STD 0,50
Motor G6BV G6BA	2656	6	172 PS	Trajat, Tucson, Tiburon, Santa Fe, Coupe, Sonata EF		86,700	1,20 1,20 2,50	910 CR S IF 931 FE 777 NIT S		7924750000	6	STD
Motor G6BA Delta II 2.7	2656					86,700	1,20 1,20 2,00	910 CR S IF 911 FE 777 NIT S		7924900000	6	STD
Motor Theta 2,4 D	2359	4	129 - 166 kW 174 - 226 PS	Santa Fe, Sonata, Grandeur 2.4 Sonata Hybrid 2.4	2006-	88,000	1,20 1,20 2,00	910 CR S IF 931 P 777 CR S		7924820000 5000	4	STD 0,50
Dieselmotor D4CB	2497	4	140 PS	Sorento 2,5 CRDi 16V		91,000	2,50 2,00 3,00	913 CR P 911 IW U CR 947 EX NIT S		7924810000 5000	4	STD 0,50
Motor 6G72, G6AT	2972	6	161 PS + 182 PS	Sonata 3.0 12 V	90 - 95	91,100	1,50 1,50 4,00	910 CR S 911 CR 777 CR S		7987480000 5000	6	STD 0,50
Motor D4BA, D4BB, D4BC	2607	4	80 PS	Porter - H 100		91,100	2,00 2,00 3,00	910 NIT S 911 CR P 947 EX NIT		7924510000 5000	4	STD 0,50
Dieselmotor D4BA	2400	4		Frace, Porter Galopper H100		91,100	2,00 2,00 4,00	910 NIT S 911 CR P 947 EX NIT S		7924720000	4	STD
Dieselmotor D4BF, 4D56T, 4D56Ti D4BH + TCI	2476	4	62 - 106 kW 83 - 145 PS	Galopper, Grace, Porter, Starex, H1 2.5 TCI, Starex 2.5 TCI + 2.5 CRDi	1988...	91,100	2,50 2,00 4,00	913 CR S 913 CR 947 EX NIT		7924540000 5000 1000	4	STD 0,50 1,00
Dieselmotor	2346	4		Van Grace		91,100	2,50 2,00 4,00	910 CR S 911 CR P 947 EX NIT S		7988060000 5000 7500 1000	4	STD 0,50 0,75 1,00
Motor 6GCU G6CV	3496	6	220 PS	Santa Fe, Terracan - XG350, Grandeur XG Centennial	04 -	93,000	1,50 1,50 3,00	910 IF CR S 931 ES FE 777 CR S		7924760000	6	STD
Dieselmotor J3 CRDi	2902	4	110 - 120 kW	Terracan		97,100	2,50 2,00 3,00	913 CR P 911 FE 947 EX NIT S		7924630000	4	STD
Dieselmotor D4AE, D4AL, 4D31T	3298	4	88 kW 120 PS	Mighty 3.5 ton		100,000	3,00 2,00 4,00	914 IF CR 911 IW CR 947 EX NIT		7924560000	4	STD



































	ccm											
Dieselmotor D4AE	3298			Mighty		100,000	3,00 2,00 5,00	913 CR S 911 IW FE 947 EX NIT S		7924730000	4	STD
Motor HD104, D4AF, K-1	3567	4		Mighty		104,000	3,00 2,00 4,00	913 NIT S 911 IW CR 947 EX NIT		7924570000	4	STD
Dieselmotor D6BR 6D16	7545	6		4.5ton Truck 5.0ton Truck		118,000	3,00 2,50 4,00	910 CR S 911 IW P 947 EX NIT S		7924870000	6	STD
Dieselmotor 6 D 22	11149	6	270 - 340 PS	Aero Town, Aero City, Aero Express		130,000	3,50 3,00 4,00	914 CR S 911 IW FE 947 EX NIT S		7924800000	6	STD
Dieselmotor D6AB D6AC 6D22	11149			Aero City Aero Town Aero Express HSX		130,000	3,50 3,00 6,00	914 CR P 911 IW P 947 EX CR P		7924840000	6	STD
Dieselmotor D70						133,000	3,33 3,00 4,00	914 CR P 911 CR P 947 EX CR S		7924080000	6	STD
Dieselmotor D8AX 8DC91A	16031			15ton Truck 18ton Truck		135,000	3,50 3,00 3,00 4,00	914 CR P 911 IW P 930 B P 947 EX NIT S		7924850000	8	STD
Dieselmotor D8AY D8AX 8DC91A	16031			15ton Truck 18ton Truck		135,000	3,50 3,00 3,00 6,00	914 CR P 911 IW P 930 B P 947 EX CR P		7924860000	8	STD



IFA

Globally reliable

	ccm											
Aircompressor				Aircompressor		70,000	2,50 2,50 4,00 4,00	910 P 910 P 947 947		8960100000	1	STD
Dieselmotor 12-1 SRW	6560	4	50-92 kW (68- 124,5 PS)			120.000	3,00 3,00 5,00	910 CR P 911 FE 947 EX CR P		8960000000 5000 1000	1	STD 0,50 1,00
Dieselmotor 4 VD 14.5	6560	4		IFA W 50								
Dieselmotor 4 VD 14, 5/12 1 SRW	6560	4	80 kW (109 PS)	Industriemotor	76-	120.000	3,50 3,50 5,00	910 CR P 911 P 947 EX CR P		8960010000 5000 1000	1	STD 0,50 1,00
Dieselmotor 4 VD 14, 5/12 1 SRW	6560	4	92 kW (125 PS)	Traktor ZT 300, 303, 304, Mährescher Fortschritt, 512, 514, IFA W 50	76-							

	ccm											
Dieselmotor DD-66	1088	2	10,5 kW (14 PS)	Traktor D 214 S/DLD-2/D 212/, D 215			82,550	2,38 911 P 2,38 911 P 2,38 931 P 4,74 947 P 4,74 947 P		8927080000	1	STD
Dieselmotor DD 111, DU 11	1825	3	17,5/19/ 25,5 kW (24/26/ 35 PS)	Traktor D 323/, D 324 S/D 326, Mährescher, D 8-62	56-75		87,310	2,38 910 CR IW P 2,38 911 P 2,38 911 P 4,74 947 FE 4,74 946 P		8927030000	1	STD
Dieselmotor DD 148, DU 148 D	2434	4	27/28 kW (36,5/38 PS)	Traktor D 436 S/ D 438 S/, DTD 5, 439	59-65							
Dieselmotor DD 74	1217	2	12,5/14 kW (17/19 PS)	Traktor D 217 S/F, D 219								
Dieselmotor BD 154	2520	4	26,5 kW (36 PS)	Traktor 238, 364, 384, 414, 424, 434, 444, 2424, 2444, 7000	63-		88,900	2,38 910 IF CR 2,38 911 FE 2,38 911 FE 4,74 947 P 4,74 946 P		8927040000	1	STD
Dieselmotor D 155, UD 155	2540	3	26,5/32/ 33 kW (36/43,5/ 45 PS)	Traktor D 353, D 383, D 423, D 433, XV 433, XE 433, SU 533 2 WD, SU 533 4 WD, SU 533 V, XV 533, XE 533, 533 Wheel Tractor, 503 Payloader			98,430	3,16 914 CR 2,38 931 FE 4,74 947 EX CR		8927060000	1	STD
Dieselmotor D 179, UD 179	2933	3	35,5-50 kW (48,5-68 PS)	240, 454, 464, 484, 523, 553, 633, 2400, 4500	65-							
Dieselmotor D 206, UD 206	3380	4	43 kW (59 PS)	Traktor D 258, D 584, D 554, D 644, D 645, E 733, V 733, D 884								
Dieselmotor D 239	3910	4	45-67 kW (61,5-91 PS)	684, 744, 452, 3500, 182 013, TD-8 II, 609, 125B II	67-							
Dieselmotor D 310, UD 310	5070	6	63/65/68/70/ 78,5 kW (85/88/93/ 95/107 PS)	165 Crawler, 95 Cotton, 82 Cotton, 431 Combine, 715 Combine, Traktor 711 SP, Hydro 86, D 686, D 786, D 946, D 955	65-							
Dieselmotor D 358	5860	6	66-104 kW (90-142 PS)	1055, 520, 844, 630, 640, 515, 630, 541, 943, Traktor 826, 886, 955, 956, 1046, 1056, 2826, 3228, 3414, Mährescher 531, Excavator 3965 B, 1420, 3964 B, 3965 B, 3966 B, 3984	65-							
Dieselmotor DD-132	2175	4	22 kW (30 PS)	Traktor D 430S/ D 432/D 40/ DGD 4	53-63							
Dieselmotor DD-99 Dieselmotor	1631	3	14,5 kW (20 PS)	Traktor D 320 S/ D 322/DED 3								
Dieselmotor DT 239	3901	4	60,5-62 kW (82-84 PS)									
Dieselmotor DT 239	3920	4	62,5 kW (85 PS)	Traktor 856 XL								
Dieselmotor DT 358		6	84,5-127 kW (115-172 PS)		83-							
Dieselmotor DT 358	5867	6	88-127 kW (120-172 PS)	530 A, 640 HD, 650, 1255, 1246, 953	72-							
Dieselmotor D 179	2933	3	35,5/38,5/ 39 kW (48,5/51,5/52,5 PS)	633			98,430	3,16 910 CR 2,38 931 FE 4,74 947 EX FE		8927070000	1	STD
Dieselmotor D 239	3910	4	45/47/50/ 54 kW (61,5/64/68/ 73,5 PS)	684, 744, 3500, TD-8 II, 125B II								
Dieselmotor D 358	5860	6	74/84,5/ 101,5 kW (100/115/ 138 PS)	1055, 520, 630, 640, 515, 630 W, 541, 943, Traktor 826, 886, 955, 956, 1046, 1056, 2826, 3288, 3414, Mährescher 531, Excavator 3965 B, 1420, 3964 B, 3965 B, 3966 B, 3984	65-							
Dieselmotor D 268	4388	4	56,5/59/ 63/65 kW (77/80/85,8/ 88 PS)	Traktor 270			100,000	3,16 914 CR 2,38 930 P 4,74 947 EX CR		8927110000	1	STD
Dieselmotor D 402	6582	6		Traktor 270 A, TD 8 C, 844 S, 845, 510 Payloader	73-							
Dieselmotor D 246	4025	4	55-60 kW (75-81,5 PS)	Traktor 784, 824 A, 844 A, Hydro 84	73-		100,000	3,16 910 IF CR 2,38 911 P 4,74 947 EX CR		8927130000	1	STD



IHC - CASE IH

Globally reliable

	ccm											
Dieselmotor DT 402	6588	6	107/ 117,5 kW (145/160 PS)	1455 Traktor, 650 HD Jumbo, 530 Payloader, 3994 Jumbo, 953 Combine	78-	100,000	3,16 3,16 4,74	914 CR 914 CR 947 EX CR		8927120000	1	STD
Dieselmotor OHV, BD 264	4325	4	37 kW (50 PS)	Farmall B-450, BMD/BWD-6, BMD, BTD-6, U 264, B-450, BWD-6		101,600	2,38 2,38 2,38 6,33 6,33	910 P 910 P 910 P 946 P 946 P		8927100000	1	STD
Dieselmotor DTI-466B	4660	6		3588, 3788, 4386, 5288, 5488 Tractor		109,230	3,16 3,16 6,33	914 CR 917 CR P 947 EX CR P		8927140000	1	STD

















































siehe / see / voir Peugeot



INFINITI

Globally reliable

	ccm											
Motor M274.920	1991	4	155 kW (211 PS)	Q50 2.0 T	04/14-	83,000	1,20 1,00 2,00	910 NIT S PVD 931 PVD S 777 NIT S PVD		8912840000	1	STD
Motor OM651	2143	4	125 kW (170 PS)	Q50 50 D	04/13-	83,000	2,00 1,75 2,00	910 IF CKS 911 IF U CR 947 EX NIT S		8912770000 5000	1	STD 0,50





































	ccm											
Aircompressor				Aircompressor		70,000	1,50 1,50 3,00	911 FE 911 FE 948 FE		8954350000	1	STD
3KA1 3KB1 Diesel	877	3		Industrial		70,000	2,00 1,50 3,50	910 CR 911 P 947 EX CR		7980020000 2500 5000	3	STD 0,25 0,50
4XB Gasoline		4		Gemini		72,300	1,20 1,20 2,80	910 NIT S 911 P 777 NIT S		7979230000 2500 5000	4	STD 0,25 0,50
3KC1 Diesel		3		Industrial		74,000	2,00 1,50 3,50	910 CR 911 P 947 EX CR		7980030000 2500 5000	3	STD 0,25 0,50
Dieselmotor 4EC1 + 4EC1T	1488	4	37 - 54 kW 50 - 73 PS	Gemini 1,5 D + 1,5 TD	88 - 90	76,000	2,00 1,50 3,0	910 CR 911 CR 947 EX CR S		7980870000 2500 5000	4	STD 0,25 0,50
Dieselmotor 4EC1	1487	4		Gemini Diesel		76,000	2,00 1,50 3,00	910 IF CR S 911 FE 947 EX CR		8935030000 5000 1000	1	STD 0,50 1,00
Dieselmotor 4FE1		4		Fork lift		76,300	2,00 2,00 4,00	910 CR P 911 CR P 947 EX CR P		7981560000	4	STD
4XC-1 Gasoline	1471	4		Gemini		77,000	1,20 1,20 2,80	910 NIT S 911 IF CR 777 NIT S		7979190000 2500 5000	4	STD 0,25 0,50
4XC-1 Gasoline	1471	4		Gemini		77,000	1,20 1,20 2,80	910 CR S 911 CR 777 NIT S		7979250000 2500 5000	4	STD 0,25 0,50
4XC-1 Gasoline	1471	4		Gemini		77,000	1,50 2,80	911 IF CR 777 NIT S		7979240000 2500 5000	4	STD 0,25 0,50
3KQ1 Diesel		3		Industrial		78,000	2,00 1,75 4,00	910 CR 911 P 947 EX CR		7980040000 2500 5000	3	STD 0,25 0,50
Dieselmotor 4EE2	1686	4		Gemini		79,000	2,00 1,50 3,00	910 CR S 931 P 947 EX CR		8935400000 5000 1000	1	STD 0,50 1,00
4XE1 4XE1W Gasoline	1588	4				80,000	1,20 1,20 3,00	910 IF CR S 911 P 777 CR S		7979260000 2500 5000	4	STD 0,25 0,50
3KR1 Diesel		3		Industrial		81,000	2,00 1,75 4,00	910 CR 911 P 947 EX CR		7980060000 2500 5000	3	STD 0,25 0,50
G161Z Gasoline	1584	4		LUV		82,000	1,50 1,50 4,00	910 CR S 911 CR 777 CR S		7979060000 2500 5000	4	STD 0,25 0,50
C220 Diesel	2207	4		TLD11 TLD60 chrome plated Cylinder		83,000	2,00 2,00 2,00 4,00 4,00	911 P 911 P 931 P 947 EX P 947 P		7980070000	4	STD
C221 CP221P C201 Diesel	2207	4		TLD12. 22 32.52.62 Industrial chrome plated Cylinder		83,000	2,00 2,00 2,00 5,00 5,00	911 P 911 P 931 P 947 EX TEF 947 P		7980090000	4	STD
C201PT Diesel	2207	4				83,000	2,00 2,00 2,00 5,00 5,00	910 4CR 911 TEF 931 P 947 EX CR 947 P		7980100000 2500 5000	4	STD 0,25 0,50
C221 Diesel	2207	4		chrome plated Cylinder		83,000	2,00 2,00 2,00 5,00 5,00	911 3CR 911 P 931 P 947 EX TEF 947 P		7980890000	4	STD
G180Z 4ZB Gasoline		4				84,000	1,50 1,50 4,00	910 CR S 911 CR 777 CR S		7979130000 2500 5000	4	STD 0,25 0,50
G180	1817	4		G180SS G180Z LUV		84,000	2,00 2,00 4,00	910 CR 911 FE 777 CR S		7979360000 5000	4	STD 0,50
4JD1 Diesel		4				84,000	2,00 2,00 4,00	910 4CR 911 4CR 947 EX CR		7980570000 2500 5000	4	STD 0,25 0,50
4FC1(T) Diesel	1995	4		Aska Fargo		84,000	2,50 2,00 4,00	913 CR 911 4CR 947 EX CR		7980110000 2500 5000	4	STD 0,25 0,50



ISUZU

Globally reliable

	ccm										
4FB1 Diesel	1817	4		Gemini		84,000	2,50 2,00 4,00	910 4CR 911 4CR 947 EX CR		7980120000 2500 5000	4 STD 0,25 0,50
4FB1 Diesel	1817	4		Gemini		84,000	2,50 2,00 4,00	910 CR S 911 CR 947 EX NIT S		7980900000 2500 5000	4 STD 0,25 0,50
Motor X22SE	2200	4		Amigo Rodeo ELF2.2		86,000	1,20 1,50 2,50	910 NIT S 931 P 777 NIT S		8935620000 5000	1 STD 0,50
Motor X22SE	2200	4		Amigo Rodeo ELF2.2		86,000	1,50 1,50 3,00	910 IF CR S 931 P 777 CR S		8935350000 5000 1000	1 STD 0,50 1,00
C190 C240 Diesel	1951	4		Elf TLD 13 TLD43 chrome plated Cylinder		86,000	2,00 2,00 2,00 5,00	911 3CR 931 P 931 P 947 EX TEF		7980130000	4 STD
C190G Diesel	1951	4		Florian VAN		86,000	2,00 2,00 2,00 5,00	910 4CR 911 4CR 931 CR 947 EX CR		7980140000 2500 5000	4 STD 0,25 0,50
3AB1 Diesel	1777	3				86,000	2,00 2,00 2,00 5,00	910 4CR 911 CR 931 P 947 EX CR		7980210000 2500 5000	3 STD 0,25 0,50
C240 Diesel	2369	4		Elf chrome plated Cylinder		86,000	2,00 2,00 2,00 5,00 5,00	911 P 911 P 931 P 947 EX P 947 P		7980910000	4 STD
C190 C240 Diesel	1951	4		Elf chrome plated Cylinder		86,000	2,00 2,00 2,00 5,00	911 P 911 P 931 P 947 EX TEF		7980920000	4 STD
C190 C240 Diesel	1951	4		Elf chrome plated Cylinder		86,000	2,00 2,00 2,00 5,00	911 3CR 911 P 931 P 947 EX P 947 P		7980930000	4 STD
2AB1 Diesel	1184	2				86,000	2,00 2,00 2,00 5,00	910 4CR 911 CR 931 P 947 EX CR		7980940000 2500 5000	2 STD 0,25 0,50
C190G Diesel	1951	4		Florian VAN		86,000	2,00 2,00 2,00 5,00	910 CR S 911 CR 931 CR 947 EX CR		7980950000 2500 5000	4 STD 0,25 0,50
C190 C240 Diesel	1951	4		Elf150 Elf250		86,000	2,50 2,00 5,00	910 4CR 911 IW CR 947 EX CR		7980150000 2500 5000	4 STD 0,25 0,50
C190 C240 Diesel	1951	4		Elf150 Elf250		86,000	2,50 2,00 5,00	910 CR 911 IW CR 947 EX CR		7980160000 2500 5000	4 STD 0,25 0,50
C190 C240 Diesel	1951	4		Elf150 Elf250 chrome plated Cylinder		86,000	2,50 2,00 5,00	910 3CR 931 P 947 EX TEF		7980170000	4 STD
C190 C240 Diesel	1951	4		Elf150 Elf250 chrome plated Cylinder		86,000	2,50 2,00 5,00	911 P 931 P 947 EX TEF		7980180000	4 STD
C240PKG Diesel		4				86,000	2,50 2,00 5,00	910 P 931 P 947 EX TEF		7980770000	4 STD
G200ZN Gasoline	2000	4		LUV Trooper		87,000	1,50 1,50 4,00	910 CR S 911 CR 777 CR S		7979170000 2500 5000	4 STD 0,25 0,50
G200 Gasoline	2000	4				87,000	2,00 2,00 4,00	910 CR 911 CR 777 CR S		7979160000 2500 5000	4 STD 0,25 0,50
Motor	2400	4		D-Max 2.4		87,500	1,20 1,20 2,50	910 NIT S 931 P 777 CR S		7980280000 5000	1 STD 0,50
Dieselmotor 6DE1	2958	6	125 - 130 kW 170 - 177 PS			87,500	2,50 1,50 3,00	910 CR P 931 P 947 EX NIT S		7981570000	6 STD
4ZC1 Gasoline	1944	4		Farge ASKA		88,000	1,50 1,50 4,00	910 CR S 911 P 777 CR S		7979200000 2500 5000	4 STD 0,25 0,50

	ccm											
C223 Diesel 4FD1	2238	4		Rodeo Bighorn		88,000	2,00 2,00 4,00	910 CR 931 CR 947 EX CR		7980250000 2500 5000	4	STD 0,25 0,50
C223 Diesel	2238	4		Rodeo Bighorn chrome plated Cylinder		88,000	2,00 2,00 4,00	910 P 931 P 947 EX TEF		7980260000	4	STD
D201 Diesel		4				88,000	2,00 2,00 4,00	910 TEF 911 IW TEF 931 B TEF 947 EX NIT S		7980960000 2500 5000	4	STD 0,25 0,50
C223 4JB 4JC Diesel	2238	4		chrome plated Cylinder		88,000	2,00 2,00 4,00	910 3CR 931 FE 947 EX TEF		7980990000	4	STD
C223 Diesel	2238	4		Rodeo Bighorn		88,000	2,50 2,00 4,50	910 4CR 931 4CR 947 EX CR		7980230000 2500 5000	4	STD 0,25 0,50
C223 Diesel	2238	4		Rodeo Bighorn chrome plated Cylinder		88,000	2,50 2,00 4,50	910 3CR 931 3CR 947 EX TEF		7980240000	4	STD
C223T Diesel	2238	4		Faster Hi pack van		88,000	2,50 2,00 4,00	910 4CR 931 CR 947 EX CR		7980270000 2500 5000	4	STD 0,25 0,50
C223T Diesel	2238	4		Faster Hi pack van		88,000	2,50 2,00 4,00	913 CR 911 CR 947 EX CR		7980980000 2500 5000	4	STD 0,25 0,50
LF6 Gasoline		4				89,000	1,50 1,50 3,00	910 CR 911 IF U FE 777 CR S		7979290000 2500 5000	4	STD 0,25 0,50
LL2 Gasoline	2827	6		Trooper		89,000	1,50 2,00 4,76	910 CR 911 IF U FE 777 CR S		7979280000 2500 5000	6	STD 0,25 0,50
4ZD1 Gasoline	2300	4		Trooper		89,300	1,50 1,50 4,00	910 NIT S 911 CR 777 NIT S		7979210000 2500 5000	4	STD 0,25 0,50
4ZD1 Gasoline	2300	4		Trooper		89,300	1,50 1,50 4,00	910 CR S 911 CR 777 CR S		7979300000 2500 5000	4	STD 0,25 0,50
4FG1-1 Diesel	2400	4		Fargo		89,300	2,00 2,00 4,00	910 NIT S 911 CR 947 EX CR S		7980780000 2500 5000	4	STD 0,25 0,50
4ZE1 Gasoline		4		MU		92,600	1,50 1,50 4,00	910 NIT S 911 CR 777 NIT S		7979220000 2500 5000	4	STD 0,25 0,50
4ZE1 Gasoline		4		MU		92,600	1,50 1,50 4,00	910 CR S 911 CR 777 NIT S		7979350000 2500 5000	4	STD 0,25 0,50
4JB1 Diesel	2771	4		Truck Elf 150 chrome plated Cylinder		93,000	2,00 2,00 4,00	910 FE 931 FE 947 EX TEF		7980300000	4	STD
4JB1 Diesel	2771	4		Truck Elf 150		93,000	2,00 2,00 4,00	910 CR 931 FE 947 EX TEF		7981540000 2500 5000	4	STD 0,25 0,50
Motor 6VE1	3494	6	169 kW 230 PS	AXIOM		93,400	1,20 1,20 2,00	910 NIT S IF 931 FE 947 EX NIT S		7979370000	6	STD
6VD1 Gasoline	3165	6		Trooper		93,400	1,50 1,50 4,00	910 CR S 931 FE 777 CR S		7979310000 2500 5000	6	STD 0,25 0,50
6VE1 Gasoline	3194	6		Rodeo Sport		93,400	1,50 1,50 3,00	910 CR S 911 FE 777 CR S		7979320000 2500 5000	6	STD 0,25 0,50
Dieselmotor 4JJ1-TC	2999	4		Truck Elf		95,400	2,00 1,50 3,00	913 NIT S 911 NIT S 947 EX NIT S		7980000000 5000	4	STD 0,50
Dieselmotor 4JJ1-TC	2999	4		Truck Elf		95,400	2,00 1,50 3,00	913 CR S 911 P 947 EX NIT S		7981070000 5000	4	STD 0,50
4JG1 Diesel		4		chrome plated Cylinder		95,400	2,00 2,00 4,00	910 FE 911 FE 947 EX P		7980790000	4	STD
4JG2 Diesel		4		Bighorn Elf chrome plated Cylinder		95,400	2,30 2,00 4,00	914 FE 911 FE 947 EX FE		7981000000	4	STD
4JX1 Diesel	2999	4				95,400	2,45 2,00 4,00	914 CR 911 IW CR 947 EX NIT S		7981010000	4	STD

**ISUZU**

Globally reliable

	ccm											
4JG2 Diesel		4		Bighorn Elf chrome plated Cylinder		95,400	2,50 2,00 4,00	910 IF FE 911 IF FE 947 EX NIT S		7980800000	4	STD
4JH1 Diesel		4		chrome plated Cylinder		95,400	2,50 2,00 3,00	910 FE 931 FE 947 EX NIT S		7981020000	4	STD
4JG2 Diesel		4		Bighorn Elf		95,400	2,50 2,00 4,00	910 IF CR 911 IF FE 947 EX NIT S		7981030000	4	STD
Dieselmotor C330	3300	4		Elf 250, Chromard Liner		98,000	3,00 2,50 5,00	910 3CR 931 P 947 EX P		7980010000	4	STD
C330 Diesel	3318	4		Elf chrome plated Cylinder		98,000	3,00 2,50 5,00	911 3CR 931 ES FE 947 EX TEF		7980310000	4	STD
4BA1 Diesel	2775	4		Elf TLD26-64 chrome plated Cylinder		98,000	3,00 2,50 5,00	910 3CR 931 FE 947 EX FE		7980320000	4	STD
D500 Diesel	4978	6		Forward chrome plated Cylinder		98,000	3,00 2,50 5,00	911 3CR 931 FE 947 EX FE		7980330000	6	STD
DA120 Diesel	6126	6		Bus BA, BB Industrial		100,000	2,50 2,50 2,50 5,00	910 4CR 911 IW FE 931 B FE 947 EX CR		7980360000	6	STD
DA220 Diesel	4038	4		Industrial		100,000	2,50 2,50 2,50 5,00	910 4CR 911 IW FE 931 B FE 947 EX CR		7980390000	4	STD
DA120 Diesel	6126	6		TX, TS TW, TXD		100,000	2,50 2,50 2,50 4,00 4,00	910 4CR 911 FE 911 FE 947 EX CR 947 FE		7981040000	6	STD
DA220 Diesel	4038	4				100,000	2,50 2,50 2,50 4,00 4,00	910 4CR 911 FE 911 FE 947 EX CR 947 FE		7981050000	4	STD
DA120 Diesel	6126	6				100,000	2,50 2,50 2,50 5,00	910 CR S 911 IW FE 931 B FE 947 EX NIT S		7981060000	6	STD
DA220 Diesel	4038	4				100,000	2,50 2,50 2,50 5,00	910 CR S 911 IW FE 931 B FE 947 EX CR		7981080000	4	STD
GD150 Diesel	5654	6				100,000	2,50 2,50 5,00	910 4CR 911 FE 947 EX CR		7981090000	6	STD
DA120 Diesel	6126	6		Industrial		100,000	3,00 2,50 2,50 5,00	910 CRI 911 IW FE 931 B FE 947 EX CR		7981100000	6	STD
6BB1BU Diesel		6		chrome plated Cylinder		101,500	3,00 2,50 5,00	910 3CR 931 FE 947 EX FE		7981110000	6	STD
Hombre LF6 Gasoline		6				101,600	1,50 1,50 3,00	910 CR S 911 FE IS 777 CR S		7979330000	6	STD
Hombre LF7 Gasoline		8				101,600	1,50 1,50 3,00	910 CR S 911 FE IS 777 CR S		7979340000	8	STD
DA640S (T) Diesel	6373	6		Fork Lift		102,000	2,50 2,50 2,50 5,00	914 CRI 911 IW FE 931 B FE 947 EX CR		7980420000	6	STD
DA640 Diesel	6373	6		Bus BA, BR BX		102,000	2,50 2,50 2,50 5,00	910 4CR 911 IW FE 931 B FE 947 EX CR		7980430000	6	STD
6BD1MT Diesel	5393	6		Marine chrome plated Cylinder		102,000	2,50 2,50 5,00	913 FE 911 FE 947 EX FE		7980460000	6	STD
DA640 Diesel	6373	6		BA, BF BS TXD		102,000	2,50 2,50 2,50 4,00 4,00	910 4CR 911 FE 911 FE 947 EX CR 947 FE		7981120000	6	STD


























	ccm											
DA640 Diesel	6373	6		BA, BF BS TXD		102,000	2,50 2,50 2,50 5,00	910 CR S 911 FE 931 FE 947 EX CR		7981130000	6	STD
4BD2 Diesel		4		chrome plated Cylinder		102,000	3,00 2,00 4,00	910 3CR 911 NIT S 947 EX NIT S		7981140000	4	STD
DA640PP Diesel	6373	6		Industrial		102,000	3,00 2,50 2,50 5,00	910 CRI 911 IW FE 931 B FE 947 EX CR		7980440000	6	STD
6BD1 6BB1 Diesel	5393	6		Truck Tractor chrome plated Cylinder		102,000	3,00 2,50 5,00	911 3CR 931 FE 947 EX FE		7980450000	6	STD
4BB1 Diesel	3595	4		Elf Journey chrome plated Cylinder		102,000	3,00 2,50 5,00	911 3CR 931 P 947 EX FE		7980470000	4	STD
4BC Diesel	3268	4		Elf Journey chrome plated Cylinder		102,000	3,00 2,50 5,00	910 3CR 931 FE 947 EX FE		7980480000	4	STD
4BD1L Diesel	3856	4		chrome plated Cylinder		102,000	3,00 2,50 4,00	911 3CR 931 FE 947 EX FE		7981150000	4	STD
8GF1 Diesel		8				103,000	2,95 2,00 3,00	914 NIT PVD S 911 IW CR 947 EX NIT S		7981160000	8	STD
6BF1 Diesel	6130	6		Forward chrome plated Cylinder		105,000	3,00 2,50 5,00	911 3CR 931 FE 947 EX FE		7980490000	6	STD
4BE1 Diesel	3636	4		Elf 2 ton chrome plated Cylinder		105,000	3,00 2,50 5,00	910 3CR 931 FE 947 EX FE		7980500000	4	STD
6BG1 Diesel	6494	6		Forward (FRS12)		105,000	3,00 2,50 4,00	911 3CR 931 FE 947 EX FE		7981170000	6	STD
4BG1 Diesel	4329	4		Elf chrome plated Cylinder		105,000	3,00 2,50 4,00	910 3CR 931 FE 947 EX FE		7981180000	4	STD
6BG1MTC Diesel		6		chrome plated Cylinder		105,000	3,31 2,50 4,00	914 3CR 931 FE 947 EX FE		7981190000	6	STD
4BG1 Diesel	4329	4		Elf chrome plated Cylinder		105,000	3,31 2,50 4,00	914 3CR 911 IW 3CR 947 EX FE		7981200000	4	STD
Dieselmotor 6BG1-TC	6494	6		Truck Forward, For Chromard Liner		105,000	3,31 2,50 2,50 4,00	914 3CR 911 IW P 931 B P 948 EX P		7980190000	6	STD
6BG1-TC Diesel	6494	6		Forward chrome plated Cylinder		105,000	3,50 2,50 4,00	910 3CR 931 FE 947 EX FE		7980810000	6	STD
6HE1 Diesel	7127	6		Forward		110,000	3,00 2,50 4,00	910 4CR 931 CR 947 EX NIT S		7980820000	6	STD
6HE1-TC Diesel	7172	6		Forward		110,000	3,84 3,00 2,50 3,00	914 CR 910 IW CR 931 CR 947 EX NIT S		7981210000	6	STD
6HE1-TC Diesel	7172	6		Forward		110,000	3,84 3,00 2,50 3,00	914 CR 910 IW CR 931 CR 947 EX NIT S		7981220000	6	STD
6HE1-TC Diesel	7172	6		Forward		110,000	3,84 3,00 2,50 4,00	914 CR 910 IW 4CR 931 CR 947 EX NIT S		7981230000	6	STD
4HE1-TC Diesel		4				110,040	3,00 2,00 1,20 3,00	913 CR S 911 NIT S 911 NIT S 947 EX NIT S		7981240000	4	STD
4HE1 Diesel		4		Elf NPR		110,040	3,00 2,50 4,00	913 CR S 911 CR P 947 EX NIT S		7981250000	4	STD
4HF1 Diesel	4334	4		Truck Elf		112,000	3,00 2,50 4,00	910 4CR 931 CR 947 EX NIT S		7980830000	4	STD



ISUZU

Globally reliable

	ccm											
4HF1 Diesel	4334	4		Elf 66		112,000	3,00 2,50 4,00	913 CR S 931 CR 947 EX NIT S		7981260000	4	STD
6HK1-TC Diesel		6				115,000	2,95 2,00 2,50 3,00	914 CR S 911 IW NIT S 931 CR 947 EX NIT S		7981270000	6	STD
6HL1-TC Diesel		6				115,000	2,95 2,50 3,00	914 CR S 911 IW FE 947 EX NIT S		7981280000	6	STD
Dieselmotor 4HL1	4777	4		Elf, Forward		115,000	3,00 2,00 3,00	910 NIT S 911 CR S 947 EX NIT S		7980200000 5000	4	STD 0,50
4HL Diesel		4				115,000	3,00 2,00 3,00	910 CR S 911 CR S 947 EX NIT S		7981290000	4	STD
8PA1 10PA1 12PA1	9971	8		SKS390 SRZ 440 VRZ 440		115,000	3,00 2,50 6,00	910 4CR 931 CR 947 EX CR		7980510000	8	STD
8PB1 10PB1 12PB1 Diesel	11217	8				115,000	3,00 2,50 4,00	910 4CR 931 CR 947 EX CR		7980520000	8	STD
6SA-T 6SA-1 Diesel	8413	6		Forward 200 PS		115,000	3,00 2,50 4,00	910 4CR 931 CR 947 EX CR		7980530000	6	STD
4HG1 Diesel		4				115,000	3,00 2,50 4,00	913 CR S 931 CR 947 EX NIT S		7980840000	4	STD
4HF1-LPG Diesel		4				115,000	3,00 2,50 3,00	910 4CR 931 CR 947 EX NIT S		7981300000	4	STD
8PB1 10PB1 12PB1 Diesel	11217	8				115,000	3,00 2,50 4,00	910 CR S 911 CR 947 EX NIT S		7981310000	8	STD
8PA1 10PA1 12PA1 Diesel	9971	8		SKS390 SRZ 440 VRZ 440		115,000	3,00 2,50 6,00	910 CR S 931 CR 947 EX CR		7981320000	8	STD
Dieselmotor 6HF1-CNG	7790	6		CNG Truck		115,000	3,50 2,50 4,00	910 NIT S 931 CR 947 EX NIT S		7980220000 5000	6	STD 0,50
6HH1 Diesel	8226	6				115,000	3,50 2,50 3,00	910 4CR 931 CR 947 EX NIT S		7981330000	6	STD
6HH1 Diesel	8226	6				115,000	3,50 2,50 4,00	910 4CR 931 CR 947 EX NIT S		7981340000	6	STD
10PC1 Diesel	15014	10		CXR 10,75 ton		119,000	3,00 2,50 4,00	910 4CR 911 CR 947 EX CR		7980540000	10	STD
8PC1-T Diesel	12011	8		CXR 10,75 ton		119,000	3,00 2,50 4,00	910 4CR 931 CR 947 EX CR		7980560000	8	STD
10PC1-T Diesel	15014	10		Truck, Bus Hi-Decker		119,000	4,00 2,50 4,00	910 4CR 931 CR 947 EX CR		7980550000	10	STD
DH100BU Diesel		6				119,500	3,00 3,00 6,00	910 4CR 911 FE 947 EX CR		7981350000	6	STD
DH 100 Diesel	10179	6		Truck Bus		120,000	3,00 3,00 3,00 6,00	910 4CR 911 FE 931 FE 947 EX CR		7980580000	6	STD
DH 100 Diesel	10179	6				120,000	3,00 3,00 3,00 6,00 6,00	910 4CR 911 FE 911 FE 947 EX CR 947 FE		7981360000	6	STD
6SD1 Diesel	9839	6		Forward CXG 23		120,000	3,50 2,50 5,00	910 4CR 931 CR 947 EX CR S		7981370000	6	STD
6SD1-T Diesel		6				120,000	4,00 3,00 3,00 4,00	914 CR 911 IW CR 931 B CR 947 EX NIT S		7981380000	6	STD
6QA1 Diesel	11044	6				125,000	3,00 2,50 6,00	910 4CR 931 CR 947 EX CR		7980630000	6	STD

	ccm											
D920-1 Diesel	9203	6		25DP 35DP				125,000 3,00 2,50 6,00 910 4CR 911 CR 947 EX CR		7981390000	6	STD
D920 E110 Diesel	9203	6		TD51 + 71 TD91 BU15				125,000 3,00 3,00 3,00 6,00 910 4CR 911 FE 911 FE 947 EX CR		7981400000	6	STD
PE Diesel		1						127,000 2,92 2,00 3,00 4,00 914 NIT PVD S 911 IF NIT S 931 B CR 947 EX NIT S		8981410000	1	STD
PEI Diesel		1						127,000 3,81 3,00 3,00 4,00 914 CR S 911 IW CR 931 B CR 947 EX NIT S		8981420000	1	STD
8PEI Diesel		1						127,000 4,00 3,00 3,00 4,00 910 4CR 911 IW CR 931 B CR 947 EX NIT S		8981430000	1	STD
6WA1-TC Diesel	12068	6		GIGA				132,900 3,81 3,00 3,00 4,00 914 CR S 911 IW CR 931 B CR 947 EX NIT S		7981440000	6	STD
6WA1-TC Diesel	12068	6		GIGA				132,900 3,81 3,00 3,00 5,00 914 CR S 911 IW CR 931 B CR 947 EX CR		7981450000	6	STD
6RB1-MTC Diesel	13471	6		Dump, CXM L275PS				132,900 4,00 2,50 4,00 910 CR 931 CR 947 EX CR		7980640000	6	STD
6WA1-TC Diesel	12068	6		GIGA				132,900 4,31 3,00 3,00 5,00 914 CR 911 IW CR 931 B CR 947 EX CR		7980860000	6	STD
6WA1-TC Diesel	12068	6		GIGA				132,900 4,31 3,00 3,00 4,00 914 CR 911 IW CR 931 B CR 947 EX NIT S		7981460000	6	STD
E120-T Diesel	12023	6		Industrial				135,000 3,75 2,50 2,50 7,00 914 CR 911 IW CR 931 B FE 947 EX CR		7980670000	6	STD
6RA1 . 2 6RB1 . 2 Diesel	12023	6		SHM CXM SBM CXM				135,000 4,00 2,50 5,00 910 CR 931 CR 947 EX CR		7980650000 2500 5000	6	STD 0,25 0,50
E120 Diesel	12023	6		Truck Bus				135,000 4,00 2,50 7,00 910 CR 931 CR 947 EX CR		7980680000	6	STD
6RB1-T Diesel	13741	6		Truck CXM L320PS				135,000 4,00 2,50 4,00 910 CR 931 CR 947 EX CR		7980690000	6	STD
E120 Diesel	12023	6		TGK55E,75E TMK05E				135,000 4,00 2,50 2,50 7,00 910 CR 911 CR 911 FE 947 EX CR		7981470000	6	STD
6RB1-T Diesel	13741	6						135,000 4,50 2,50 4,00 910 4CR 931 CR 947 EX CR		7981480000	6	STD
6WG1UTHC Diesel		6						142,900 2,95 2,50 3,00 4,00 914 CR S 911 IW NIT S 931 B CR 947 EX NIT S		7981490000	6	STD
V170 Diesel	16513	8		SWG590 VWR+VWZ				145,000 4,00 3,00 6,00 910 4CR 931 CR 947 EX TEF		7980700000	8	STD
8MA1 Diesel	16513	8		SWG590 VWR+VWZ				145,000 4,00 3,00 6,00 910 4CR 931 CR 947 EX CR		7980710000	8	STD
8MA1-T Diesel	16513	8						145,000 4,00 3,00 6,00 914 CR 911 CR 947 EX CR		7980720000	8	STD
6WG1-TC 6WF1-FC Diesel		6						147,000 2,95 2,50 3,00 4,00 914 CR S 911 IF NIT S 931 B CR 947 EX NIT S		7981520000	6	STD
6WG1-TC 6WF1-FC Diesel		6						147,000 3,81 3,00 3,00 4,00 914 CR S 911 IW CR 931 B CR 947 EX NIT S		7981530000	6	STD



















IVECO

Globally reliable















siehe / see / voir
FIAT- IVECO + KHD

	ccm											
Dieselmotor AJD	2720	6	152 kW (207 PS)	S-TYPE (CCX) 2.7 D	06/04-10/07	81,000	2,00	910 IF CKS		8937280000	1	STD
Dieselmotor AJD	2720	6	152 kW (207 PS)	XF (_J05_, CC9) 2.7 D	03/08-		2,00	911 IF U P		5000		0,50
Dieselmotor AJD	2720	6	152 kW (207 PS)	XJ (X350, X358) 6 2,7 D	10/05-03/09		2,00	947 EX NIT S				
Dieselmotor 306DT, AJV6D	2993	6	177 kW (241 PS)	XF (_J05_, CC9) 3.0 D	03/09-	84,000	2,00	910 IF CKS		8937610000	1	STD
Dieselmotor 306DT, AJV6D	2993	6	202 kW (275 PS)	XF (_J05_, CC9) 3.0 D	03/09-		2,00	911 IF U		5000		0,50
Dieselmotor 306DT, AJV6D	2993	6	177 kW (241 PS)	XF (_J05_, CC9) 3.0 D	03/12-							
Dieselmotor 306DT, AJV6D	2993	6	177 kW (241 PS)	XF SPORTBRAKE (CC9) 3.0 D	09/12-							
Dieselmotor 306DT, AJV6D	2993	6	202 kW (275 PS)	XF SPORTBRAKE (CC9) 3.0 D	09/12-							
Dieselmotor AJV6D	2993	6	155 kW (211 PS)	XF (_J05_, CC9) 3.0 D	03/09-							
Dieselmotor AJV6D	2993	6	202 kW (275 PS)	XJ (X35_, _J12_, _J24_) 3.0 V6 D	10/09-							



JEEP

Globally reliable

	ccm											
Dieselmotor OM 651.925	2143	4	120 kW (163 PS)	Compass (MK49) 2.2 CRD 4x4	12/10-	83,000	2,00 1,75 2,00	910 IF CKS 911 IF U CR 947 EX NIT S		8912770000 5000	1	STD 0,50









































	ccm											
Dieselmotor 153.310/510 Dieselmotor 204, 710	2490 3320	3 4	23,5/ 29,5 kW (32/40 PS) 37 kW (50 PS)	820, 920 Traktor T 100/ 1.010, HJ-LO, 220 Crawler, JD 450, Skidder 440, Traktor T 700 3120		98,000	2,38 2,38 5,00	910 CR 911 P 947 EX CR P		8934500000	1	STD
Dieselmotor 6303 DL 01	4975	6	59,5 kW (81 PS)		64-67							
Dieselmotor A 6.354	5800	4	64/70/76,5/ 81 kW (87/95/104/ 110 PS)	Mährescher, 630, 730		98,480	2,38 2,38 2,38 6,33 6,33	910 IF CR 911 IF P 911 IF P 947 P 946 P		8936080000 1000	1	STD 0,10
Dieselmotor 3164 DL 01, JD 164 Dieselmotor 3164 DL 03	2696 2690	3 3	41 kW (56 PS) 26-37,5 kW (35-51 PS)	Schlepper 1520 Traktor 830, 930, 1020, 1030, 1035, 1120, 1130, 1530, 2020, 2040, 890, 925, 930 Schlepper 2030, 2120	67-	102,000	3,16 2,38 5,00	914 CR 911 IF P 947 EX CR		8934520000	1	STD
Dieselmotor 4219 DL 01 Dieselmotor 4219 DL 03, 09	3588 3590	4 4	53 kW (72 PS) 50 kW (68 PS)	Traktor 2030, 2035, 2440, 3030, 3130, 935, JD 410, JD 400 AJ	68-							
Dieselmotor 6329 DL 01, JD 329 Dieselmotor 6329 DL 03	5395 5380	6 6	66 kW (90 PS) 63/65,5/ 68 kW (86/89/ 92 PS)	Traktor 1520, 2120, 2030, 2520, 3120 Traktor 3030, 3130, 3135, 4030, 955, Combine 6600	68-73 73-							
Dieselmotor 300 NA, 3179 D Dieselmotor 300 NA, 4039 D Dieselmotor 300 NA, 4045 D Dieselmotor 300 NA, 6059 D Dieselmotor 300 NA, 6068 D Dieselmotor 3239 DL 01 Dieselmotor 4239 DL 01 Dieselmotor 4239 T/TL Dieselmotor 6359 DL 01/DL/TZ 01/02 Dieselmotor 6359 T	2940 3920 4524 5878 6786 2938 3918 3920 5876 5880	3 4 4 6 6 3 4 4 6 6	28-41 kW (38-56 PS) 60 kW (80 PS) 63 kW (85 PS) 89 kW (120 PS) 97 kW (130 PS) 41 kW (56 PS) 46-55 kW (62-75 PS) 60/67 kW (82/91 PS) 66-82,5 kW (90-112 PS) 82/102 kW (112/139 PS)	3030, 3040, 3050, 3130, 3140, 3350, 3640 840, 940, 1040, 1140, 1350, 1447, 1550, 1630, 1640, 1745, 1750, 1840, 1845, 1850, 1950, 2040, 2130, 2140, 2250, 2450, 2650, 2850, 4050 840, 940, 1040, 1140, 1350, 1447, 1550, 1630, 1640, 1745, 1750, 1840, 1845, 1850, 1950, 2040, 2130, 2140, 2250, 2450, 2650, 2850, 3030, 3040, 3050, 3130, 3140, 3350, 3640, 4050 1040, 1140, 1350, 1447, 1550, 1630, 1640, 1745, 1750, 1840, 1845, 1850, 1950, 2030, 2040, 2130, 2140, 2250, 2450, 2650, 2850, 3040, 3140 840, 940, 1040, 1350, 1447, 1550, 1630, 1640, 1745, 1750, 1840, 1845, 1850, 1950, 2040, 2130, 2140, 2250, 2450, 2650, 2850, 3030, 3040, 3050, 3130, 3140, 3350, 3640, 4040, 4050		106,500	3,16 2,38 3,50	914 CR P 911 IF P 947 EX CR P		8934510000	1	STD



KAMA3

Globally reliable

	ccm											
Dieselmotor	13565	V10	191,5 kW (260 PS)			120,000	3,00	913 CR P		8948020000	1	STD
Dieselmotor 5320, 5410, 5511, 53202, 53212	10850	V8	155 kW (211 PS)	740			3,00	913 CR P				
Dieselmotor 7401, 7-40	10852	V8	132/ 154,5 kW (180/210 PS)	Bus PA 3-4202, KAB 3-5252			5,00	947 EX CR P				
Dieselmotor 740		V8				120,000	3,50	914 CR P		8948030000	1	STD
Dieselmotor 7403		V8					3,00	917 CR				
Dieselmotor 7409		V8					4,00	947 EX CR				















	ccm											
Dieselmotor F 4 M 1008		4				72,000	2,00 2,00 3,00	910 CR 911 P 947 EX P		8915040000	1	STD
Dieselmotor F3M 1008		3										
Dieselmotor F1L 208 D		1				80,000	2,50 2,50 5,00	910 CR P 911 P 777 CR S		8915450000	1	STD
Dieselmotor F1L 208F		1		Stationary engine		82,000	2,50 2,00 3,00	910 IF CR 911 P 947 EX CR		8915590000	1	STD
Dieselmotor F2L 208F				Stationary engine								
Dieselmotor F1L 310		1				85,000	2,00 2,00 5,00	910 CR P 911 FE 948 P		8915160000	1	STD 0,50
Dieselmotor F2L 310		2								5000 1000		1,00
Dieselmotor F3L 310		3										
Dieselmotor F4L 310		4										
Dieselmotor F 1 L 410 D	635	1	9 kW (12,5 PS)			90,000	2,50 2,50 2,50 5,00	914 IW CR 911 FE 911 FE 947 EX FE		8915050000	1	STD 0,50 1,00
Dieselmotor F1L 612		1				90,000	2,50 2,50 2,50 5,00 5,00	910 IF CR 911 FE 930 FE 948 P 948 P		8915280000	1	STD
Dieselmotor F2L 612		2										
Dieselmotor F3L 612		3										
Dieselmotor F2L 1011, F2L 1011 F	1366	2	20 - 22 kW 27 - 30 PS			91,000	2,00 2,00 3,00	910 CR 911 FE 947 EX		8915120000	1	STD 0,50 1,00
Dieselmotor F3L 1011, F 3L 1011 F	2049	3	16 - 33 kW 22 - 45 PS							5000 1000		
Dieselmotor F4L 1011, F4L 1011 F	2730	4	24 - 47 kW 33 - 64 PS									
Dieselmotor BF3M 1011F	2184	3	45,5 kW (61,9 PS)			91,000	3,00 2,00 3,00	914 CR P 911 IF FE 947 EX CR		8915480000	1	STD
Dieselmotor BF3M1011 F	2184	3										
Dieselmotor BF4L1011F, BF4L1011FT BF4M1011F	2730	4	48,1 kW (65,4 PS)									
Dieselmotor BF4M 1011F	2910	4	61 kW (83 PS)									
Dieselmotor F2M 1011 F	1370	2	22,6 kW (30,7 PS)									
Dieselmotor F2L 1011	1366	2	20 - 22 kW 27 - 30 PS			91,000	3,00 2,50 3,50	910 CR S 911 FE 947 EX CR		8915080000	1	STD 0,50
Dieselmotor F3L 1011	2049	3	16 - 33 kW 22 - 45 PS							5000		
Dieselmotor F4L 1011	2732	4	24 - 47 kW 33 - 64 PS									
Dieselmotor BFL 1011E	2732	4				91,000	3,00 2,50 3,50	914 CR 911 FE 947 EX CR		8915110000	1	STD
Dieselmotor BFL 1011T	2732	4										
Dieselmotor D 2.9 L4	2900	4	36,4 kW	mobile Arbeitsmaschinen (mobile engine)		92,000	2,00 2,00 3,00	910 CKS 911 IF U 947 EX CR		8915200000	1	STD 0,50
Dieselmotor F1L 411D	698	1				92,000	2,50 2,50 2,50 5,00	914 CR 911 P 911 P 947 EX CR		8915170000	1	STD 0,50
Dieselmotor F2L 411D	1395	2	4,8-17,7 kW (6,5-24 PS)							5000		
Dieselmotor TCD 2.9 L4	2900	4	55,4 kW	Landtechnik (agriculture engine)		92,000	3,00 2,00 3,00	914 IF CKS 911 IF U 947 EX CR		8915140000	1	STD 0,50
Dieselmotor TD 2.9 L4	2900	4	54 kW	Landtechnik (agriculture engine)						5000		
Dieselmotor M 2011, L 2011 BF 3 L 2011		3	11,4 - 34,6kW	Einbaumotor		94,000	2,00 2,00 3,00	910 CR 911 IF U P 947 EX CR		8915610000	1	STD
Dieselmotor M 2011, L 2011 BF 4 L 2011		4	11,4 - 34,6kW	Einbaumotor								
Dieselmotor M 2011, L 2011		2	11,4 - 34,6kW	Einbaumotor								
Dieselmotor BF4M 1012		4				94,000	3,00 2,00 3,00	914 CR 911 FE 947 EX CR		8915220000	1	STD
Dieselmotor BF6M 1012		6										










































KHD














Globally reliable


















	ccm											
Dieselmotor F1L 712		1				95,000	2,50 2,50 2,50 5,00 5,00	910 IF CR 911 IF P 911 IF P 947 EX P 946 P		8915010000 5000 1000	1	STD 0,50 1,00
Dieselmotor F2L 712		2										
Dieselmotor F3L 712		3										
Dieselmotor F4L 712		4										
Dieselmotor F6L 712		6										
Dieselmotor F 1 L 812	850	1	8/9 kW (11/12,2 PS)	Traktor D 15		95,000	2,50 2,50 2,50 5,00	910 IF CR 911 IF P 911 IF P 947 EX P		8915180000 5000 1000	1	STD 0,50 1,00
Dieselmotor F 2 L 812	1700	2	14,5-22 kW (20-30 PS)	Traktor D 30, D 2505, D 3005								
Dieselmotor F 3 L 812	2550	3	24,5- 31,5 kW (33-43 PS)	Traktor D 4005, D 4505, D 40								
Dieselmotor F 4 L 812	3400	4	33-39 kW (45-53 PS)	Traktor D 50, D 5005, D 6005								
Dieselmotor F 6 L 812	5100	6	48,5- 73,5 kW (66-100 PS)	D15, D30/S, D2505, S3005, D40L, D40.1, D 4005, D 4505, D 50.1S, D 5005, D 5505, D 6005, D 8005, 90 D 7, 90 D 8, 90 D 9, 90 D 11, 100 D7, 100 D 8, 100 D9, 100 D 10, 100 D 11	63-67							
Dieselmotor FL 210		1				95,000	2,50 2,55 5,00	910 IF CR 911 IF U 947 EX P		8915360000 5000	1	STD 0,50
Dieselmotor D 2011 L 4 i TD 2011 L 4 i	3620	4	46 - 56 kW	Stationary engine	2006	96,000	3,00 2,00 3,00	914 IF CR 911 IF U FE 947 EX CR		8915100000	1	STD
Dieselmotor BF4M2013C	3802	4	75-232 kW 100-326PS	Stationärmotor		98,000	3,00 2,00 3,00	914 IF CR 911 IF U P 947 EX NIT		8915620000	1	STD
Dieselmotor BF6M2013	5702	6	75-232 kW 100-326PS	Stationärmotor								
Dieselmotor BF6M2013C	5702	6	75-232 kW 100-326PS	Stationärmotor								
Dieselmotor TCD 3.6 L4	3600	4	52,5 kW - 100 kW	Landtechnik (agriculture engine)		98,000	3,00 2,03 3,00	914 IW CKS 911 IF U P 947 EX CR		8915030000 5000	1	STD 0,50
Dieselmotor TCD 3.6 L4	3600	4	55,4 kW - 100 kW	mobile Arbeitsmaschinen (mobile engine)								
Dieselmotor TD 3.6 L4	3600	4	55,4 kW	mobile Arbeitsmaschinen (mobile engine)								
Dieselmotor F2L 912 D	1884	2				100,000	2,50 2,50 2,50 5,00	914 CR S 911 FE 911 FE 947 EX CR		8915410000	1	STD
Dieselmotor F3L 912 D	2826	3										
Dieselmotor F4L 912 D	3768	4										
Dieselmotor F5L 912 D	4712	5										
Dieselmotor F6L 912 D	5652	6	27-82 kW (36-112 PS)									
Dieselmotor F 2 L 912 D	1884	2	21-28 kW (29-38 PS)	D 2506, D 3006, D 2807, D 3607, DX 36		100,000	2,94 2,00 3,50	914 IF CR 911 IF U 947 EX CR		8915390000 5000	1	STD 0,50
Dieselmotor F 3 L 912 D	2826	3	26-43 kW (35-58,5 PS)	D 4006/A, D 4505/A, D 4506/A, D 5006/A, D 5206/A, 2002/A, D 4007, D 4507, D 4897, D 5207, DX 50/55/3.20/ 3.30								
Dieselmotor F 4 L 912 D	3768	4	43-59 kW (58,5-80 PS)	D 5506, D 6006/A, D 6206/A, D 6806/A, D 7006/A, D 7206/A, 2003/A/S, 2004, D 7007, D 7207, DX 4.10/750								
Dieselmotor F 5 L 912 D	4712	5	63-74 kW (85- 100,5 PS)	DX 85/90								
Dieselmotor F 6 L 912 D	5652	6	59-82 kW (80-112 PS)	D 7506/A, D 8006/A, D 9006/A, D 9009/A, D 10006/A, 2005, DX 6.10/110/120	67-							
Dieselmotor F 6 L 912 D	5652	6	59-82 kW (80-112 PS)	D 7506/A, D 8006/A, D 9006/A, D 9009/A, D 10006/A, 2005, DX 6.10/110/120	67-							

	ccm											
Dieselmotor F1L 511		1				100,000	2,94 2,00 3,00	914 IF CR 911 IF U 947 EX NIT		8915470000 5000	1	STD 0,50
Dieselmotor F2L 511		2										
Dieselmotor F3L 912	2827	3	38 kW (52 PS)		06/96-							
Dieselmotor F4L 912	3770	4	51 kW (69 PS)		06/96-							
Dieselmotor F5L 912	4680	5	65 kW (88 PS)		06/96-							
Dieselmotor F6L 912	5616	6	78 kW (106 PS)		06/96-							
Dieselmotor BF4L 912		4				100,000	2,94 2,50 3,50	914 IF CR 911 FE 947 EX CR		8915510000 5000	1	STD 0,50
Dieselmotor BF6L 912		6										
Dieselmotor F4L 912		4										
Dieselmotor F6L 912		6										
Dieselmotor F 1 L 511 D	825	1	13 kW (17,5 PS)			100,000	2,94 2,55 5,00	914 IF CR 911 IF U 947 EX CR		8915370000 5000 1000	1	STD 0,50 1,00
Dieselmotor F 2 L 511 D	1650	2	26 kW (35 PS)		78-							
Dieselmotor F 2 L 912 D	1884	2	21-28 kW (29-38 PS)	D 2506, D 3006, D 2807, D 3607, DX 36								
Dieselmotor F 3 L 912 D	2826	3	26-43 kW (35-58,5 PS)	D 4006/A, D 4505/A, D 4506/A, D 5006/A, D 5206/A, 2002/A, D 4007, D 4507, D 4897, D 5207, DX 50/55/ 3.20/3.30								
Dieselmotor F 4 L 912 D	3768	4	43-59 kW (58,5-80 PS)	D 5506, D 6006/A, D 6206/A, D 6806/A, D 7006/A, D 7206/A, 2003/A/S, 2004								
Dieselmotor F 4 L 912 D	3768	4	43-59 kW (58,5-80 PS)	D 5506, D 6006/A, D 6206/A, D 6806/A, D 7006/A, D 7206/A, 2003/A/S, 2004, D 7007, D 7207, DX 4.10/750								
Dieselmotor F 5 L 912 D	4712	5	63-74 kW (85- 100,5 PS)	DX 85/90								
Dieselmotor F 6 L 912 D	5652	6	59-82 kW (80-112 PS)	D 7506/A, D 8006/A, D 9006/A, D 9009/A, D 10006/A, 2005, DX 6.10/110/120	67-							
Dieselmotor F 2 L 912 D	1884	2	21-28 kW (29-38 PS)	D 2506, D 3006, D 2807, D 3607, DX 36		100,000	3,00 2,50 4,00	914 CR S 911 IF CR 947 EX CR		8915020000	1	STD
Dieselmotor F 3 L 912 D	2826	3	26-43 kW (35-58,5 PS)	D 4006/A, D 4505/A, D 4506/A, D 5006/A, D 5206/A, 2002/A, D 4007, D 4507, D 4897, D 5207, DX 50/55/3.20/ 3.30								
Dieselmotor F 4 L 912 D	3768	4	43-59 kW (58,5-80 PS)	D 5506, D 6006/A, D 6206/A, D 6806/A, D 7006/A, D 7206/A, 2003/A/S, 2004, D 7007, D 7207, DX 4.10/750								
Dieselmotor F 5 L 912 D	4712	5	63-74 kW (85- 100,5 PS)	DX 85/90								
Dieselmotor F 6 L 912 D	5652	6	59-82 kW (80-112 PS)	D 7506/A, D 8006/A, D 9006/A, D 9009/A, D 10006/A, 2005, DX 6.10/110/120	67-							
Dieselmotor F 6 L 912 D	5652	6	59-82 kW (80-112 PS)	D 7506/A, D 8006/A, D 9006/A, D 9009/A, D 10006/A, 2005, DX 6.10/110/120	67-							

	ccm											
Dieselmotor BF 6 L 912	5640	6	100 kW (136 PS)	D 8007/A, D 10006/A	71-	100,000	3,00	914 CR		8915060000	1	STD
Dieselmotor F 2 L 912 D	1884	2	21-28 kW (29-38 PS)	D 2506, D 3006, D 2807, D 3607, DX 36			2,50 2,50 5,00	911 FE 911 FE 947 EX CR		5000 1000		0,50 1,00
Dieselmotor F 2 L 912 W	1884	2	22-24 kW (30-33 PS)		72-80							
Dieselmotor F 3 L 912 D	2826	3	26-43 kW (35-58,5 PS)	D 4006/A, D 4505/A, D 4506/A, D 5006/A, D 5206/A, 2002/A, D 4007, D 4507, D 4897, D 5207, DX 50/55/3.20/3.30								
Dieselmotor F 3 L 912 W	2826	3	35-37 kW (48-50 PS)									
Dieselmotor F 4 L 912 D	3768	4	43-59 kW (58,5-80 PS)	D 5506, D 6006/A, D 6206/A, D 6806/A, D 7006/A, D 7206/A, D 7007, D 7207, DX 4.10/750								
Dieselmotor F 4 L 912 W	3768	4	46-49,5 kW (62-67 PS)									
Dieselmotor F 5 L 912 D	4712	5	63-74 kW (85- 100,5 PS)	DX 85/90								
Dieselmotor F 5 L 912 W	4710	5	58-61 kW (79-83 PS)									
Dieselmotor F 6 L 912 D	5652	6	59-82 kW (80-112 PS)	D 7506/A, D 8006/A, D 9006/A, D 9009/A, D 10006/A, 2005, DX 6.10/110/120	67-							
Dieselmotor F 6 L 912 W	5652	6	69-73,5 kW (94-100 PS)		72-87							
Dieselmotor F 1 L 511 D	825	1	13 kW (17,5 PS)			100,000	3,00	914 CR		8915290000	1	STD
Dieselmotor F 2 L 511 D	1650	2	26 kW (35 PS)		78-		2,50 5,00	911 FE 947 EX CR		5000 1000		0,50 1,00
Dieselmotor F 2 L 912 D	1884	2	21-28 kW (29-38 PS)	D 2506, D 3006, D 2807, D 3607, DX 36								
Dieselmotor F 3 L 912 D	2826	3	26-43 kW (35-58,5 PS)	D 4006/A, D 4505/A, D 4506/A, D 5006/A, D 5206/A, 2002/A, D 4007, D 4507, D 4897, D 5207, DX 50/55/ 3.20/3.30								
Dieselmotor F 4 L 912 D	3768	4	43-59 kW (58,5-80 PS)	D 5506, D 6006/A, D 6206/A, D 6806/A, D 7006/A, D 7206/A, 2003/A/S, 2004								
Dieselmotor F 4 L 912 D	3768	4	43-59 kW (58,5-80 PS)	D 5506, D 6006/A, D 6206/A, D 6806/A, D 7006/A, D 7206/A, 2003/A/S, 2004, D 7007, D 7207, DX 4.10/750								
Dieselmotor F 5 L 912 D	4712	5	63-74 kW (85- 100,5 PS)	DX 85/90								
Dieselmotor F 6 L 912 D	5652	6	59-82 kW (80-112 PS)	D 7506/A, D 8006/A, D 9006/A, D 9009/A, D 10006/A, 2005, DX 6.10/110/120	67-							
Dieselmotor BF4M2012	4038	4	74,9 kW 86-103 kW 133-155 kW	Tractor		101,000	2,50 2,00 3,00	914 IF CR 911 IF U P 947 EX NIT		8915630000	1	STD
Dieselmotor BF4M2012C	4038	4	74,9 kW 86-103 kW 133-155 kW	Tractor								
Dieselmotor BF6M2012C	6057	6	74,9 kW 86-103 kW 133-155 kW	Tractor								
Dieselmotor F3L 913 G	1885	2		Stationärmotor		102,000	2,94 2,00 3,50	914 IF CR 911 IF P 947 EX CR		8915560000	1	STD
Dieselmotor F6L 912 F	2826	3		Stationary engine								
Motor		6										
Motor	3768	4		Fork Lift								
Dieselmotor BFL913	4086	4		Stationärmotor		102,000	2,94 2,00 3,00	914 IF CR 911 IF U P 947 EX NIT S		8915640000	1	STD
Dieselmotor BFL913	6182	6		Stationärmotor Stationary engine								

	ccm											
Dieselmotor BF4L 913	4086	4	74 kW (100 PS)			102,000	2,94 2,03 3,50	914 IF CR 911 IF U 947 EX CR		8915490000	1	STD
Dieselmotor BF6L 913	6120	6	112 kW (152 PS)									
Dieselmotor BF6L 913C	6128	6	132 kW (180 PS)									
Dieselmotor F3L 913	3064	3	41 kW (56 PS)									
Dieselmotor F4L 913	4086	4	56 kW (76 PS)									
Dieselmotor F6L 913	6128	6	84 kW (114 PS)									
Dieselmotor F 3 L 913/MD/H	3060	3	42/45 kW (57/61 PS)	Traktor D 3.50, D 6007		102,000	2,94 2,55 5,00	914 IF CR 911 IF U FE 947 EX CR		8915350000 5000	1	STD 0,50
Dieselmotor F 4 L 913/MD/H	4086	4	55/64 kW (75/87 PS)	Traktor DXY 80/3.90, D 7807								
Dieselmotor F 6 L 913/MD/H	6128	6	81-96 kW (110-130 PS)	DX 3.50/ 3.90/ 6.30, D 7807, DX 120	76-							
Dieselmotor F 3 L 912 F	3064	3	43 kW (58,5 PS)			102,000	2,94 2,55 3,50	914 IF CR 911 FE 947 EX CR		8915380000 5000	1	STD 0,50
Dieselmotor F 4 L 912 F	4086	4	62 kW (84 PS)									
Dieselmotor F 5 L 912 F	5107	5	78 kW (106 PS)									
Dieselmotor F 6 L 912 F	6128	6	92 kW (125 PS)									
Dieselmotor BF 4 L 913/C	4086	4	64 kW (87 PS)	Traktor DX 4.70, DX 80, Baureihe 90	01/73-	102,000	2,94 3,00 3,50	914 IF CR 914 CR 947 EX CR		8915340000 5000	1	STD 0,50
Dieselmotor BF 4 L 913/C	4086	4	64-92 kW (87-126 PS)									
Dieselmotor BF 6 L 913/C	6128	6	131 kW (178 PS)		80-							
Dieselmotor BF 6 L 913/C	6129	6	107/ 117,5 kW (145/160 PS)		73-							
Dieselmotor BF 6 L 913/C	6129	6	131 kW (178 PS)	13006 A, M 30 M 8 FL, M 160 L 81, M 160 M 13 FL, M 168 M 8 FLL, DX 4.70, DX 80	73-							
Dieselmotor DF 4 L 913/C	4086	4	64 kW (87 PS)		73-							
Dieselmotor BF4L 913	4086	4		DX 4.70, DX 80		102,000	2,94 3,00 3,50	914 IF CR 911 FE 947 EX CR		8915400000	1	STD
Dieselmotor BF6L 913 C	6128	6										
Dieselmotor BF6L 913 C	6128	6	131 kW (178 PS)			102,000	2,94 3,00 3,00	914 CR 917 CR 947 EX CR		8915500000	1	STD
Dieselmotor BF 4 L 913 T	4086	4	60/64 kW (82/87 PS)	Traktor DX 4.50/86	04/79-06/96	102,000	3,00 2,50 5,00	914 CR 911 CR 911 FE 947 EX CR		8915070000 5000 1000	1	STD 0,50 1,00
Dieselmotor BF 6 L 913 T	6128	6	95,5 kW (130 PS)		04/79-06/96							
Dieselmotor F 3 L 913	3060	3	45 kW (61 PS)									
Dieselmotor F 4 L 913	4086	4	55 kW (75 PS)									
Dieselmotor F 6 L 913	6128	6	81/96 kW (110/130 PS)	DX 3.50, DX 3.90, D 7807, DX 120	76-							
Dieselmotor BF 4 L 913 T	4086	4	60/64 kW (82/87 PS)	Traktor DX 4.50/86	04/79-06/96	102,000	3,00 2,50 5,00	914 CR 911 FE 911 FE 947 EX CR		8915190000 5000 1000	1	STD 0,50 1,00
Dieselmotor BF 6 L 913 T	6128	6	95,5 kW (130 PS)		04/79-06/96							
Dieselmotor F 3 L 913	3060	3	45 kW (61 PS)									
Dieselmotor F 4 L 913	4086	4	55 kW (75 PS)									
Dieselmotor F 6 L 913	6128	6	81/96 kW (110/130 PS)	DX 3.50, DX 3.90, D 7807, DX 120	76-							
Dieselmotor BF6L 913 FC		6		D 2506, D 7506, D 5206		102,000	3,00 3,00 2,50 5,00	914 CR 914 CR 911 FE 947 EX CR		8915300000 5000 1000	1	STD 0,50 1,00
Dieselmotor BF4L 913	4086	4				102,000	3,00 3,00 5,00	914 CR 911 IF U CR 947 EX CR		8915440000 5000	1	STD 0,50
Dieselmotor BF6L 913	6129	6										
Dieselmotor BF4L 913	4086	4	64/78 kW (87/106 PS)			102,000	3,00 3,00 5,00	914 CR 917 CR 947 EX CR		8915460000 5000	1	STD 0,50
Dieselmotor BF6L 913/C	6129	6	131 kW (178 PS)									
Dieselmotor BF4M 1013	4760	4				108,000	3,00 2,00 3,50	914 CR 911 IF U P 947 EX CR		8915530000	1	STD
Dieselmotor BF6M 1013	7140	6										

	ccm											
Dieselmotor F/A 1 L 514	1330	1	13 kW (18 PS)		57-68	110,000	3,00	910 CR		8915090000	1	STD
Dieselmotor F/A 1 L 514		1			49-75	3,00	911 FE	5000				
Dieselmotor F/A 12 L 614	15960	V12	162 kW (220 PS)		57-68		3,00	930 FE		1000		1,00
Dieselmotor F/A 12 L 614		V12			49-57	6,00	947 P	1500	1,50			
Dieselmotor F/A 2 L 514	2660	2	26,5 kW (36 PS)		57-68		6,00	946 P				
Dieselmotor F/A 2 L 514		2			46-57							
Dieselmotor F/A 3 L 514	3990	3	39,5 kW (54 PS)		57-68							
Dieselmotor F/A 3 L 514		3			49-57							
Dieselmotor F/A 4 L 514	5322	4	53 kW (72 PS)		57-68							
Dieselmotor F/A 4 L 514		4			49-57							
Dieselmotor F/A 4 L 514	7980	6	81 kW (110 PS)		57-68							
Dieselmotor F/A 6 L 514/614		V6			49-57							
Dieselmotor F/A 8 L 614	10640	V8	108 kW (147 PS)		57-68							
Dieselmotor F/A 8 L 614		V8			49-57							
Dieselmotor F10L 312		V10				115,000	3,00	910 CR		8915210000	1	STD
Dieselmotor F10L 814		V10					3,00	911 IF FE				
Dieselmotor F12L 312		V12					3,00	930 FE				
Dieselmotor F12L 814		V12					6,00	947 EX P				
Dieselmotor F1L 514 F		1										
Dieselmotor F2L 514 F		2										
Dieselmotor F3L 514 F		3										
Dieselmotor F4L 514 F		4										
Dieselmotor F6L 312		6										
Dieselmotor F6L 514 F		6										
Dieselmotor F6L 814		6										
Dieselmotor F8L 312		V8										
Dieselmotor F8L 814		V8										
Dieselmotor BF 12 L 714		15833					V12	173 kW (235 PS)				
Dieselmotor F/A 10 L 714	V10		3,00	911 FE	5000							
Dieselmotor F/A 12 L 714	19000	V12	213,5 kW (290 PS)				3,00	931 FE		1000		1,00
Dieselmotor F/A 12 L 714		V12					6,00	947 EX FE				
Dieselmotor F/A 6 L 714	9500	V6	106,5 kW (145 PS)				6,00	946 P				
Dieselmotor F/A 8 L 714	12667	V8	143,5 kW (195 PS)									


















	ccm											
Dieselmotor F 10 L 413	14140	V10	200- 224,5 kW (272-305 PS)	Baureihe 290, 310	74-80	120,000	3,00	910 CR P		8915260000	1	STD
Dieselmotor F 10 L 413		V10	200- 224,5 kW (272-305 PS)									3,00
Dieselmotor F 12 L 413	16960	V12	240-250 kW (326-340 PS)	120, 170, 200, 210, 230, 232, 290, 310, 340	74-80	120,000	3,00	931 FE		8915260000	1	1,00
Dieselmotor F 12 L 413		V12	240-250 kW (326-340 PS)									6,00
Dieselmotor F 6 L 413	8480	V6	120-130 kW (163-176 PS)	Baureihe 120/170	74-80	120,000	3,00			8915260000	1	
Dieselmotor F 6 L 413, AL 413		V6	120-130 kW (163-177 PS)									
Dieselmotor F 8 L 413	11310	V8	132,5- 171 kW (180-232 PS)	Serie 200, 210, 230, 232	74-80	120,000	3,00			8915260000	1	
Dieselmotor F 8 L 413		V8	132,5- 171 kW (180-232 PS)									
Dieselmotor F 8 L 714 A		V8										
Dieselmotor F 10 L 413 L	14700	V10	198,5/ 224,5 kW (270/305 PS)		80-	120,000	3,50	914 CR		8915150000	1	STD
Dieselmotor F 10 L 413 L		V10										
Dieselmotor F 12 L 413 L	17640	V12	269,5 kW (366 PS)	270 D, 310 D, 340 D	80-	120,000	3,00	931 FE		8915150000	1	1,00
Dieselmotor F 12 L 413 L		V12										
Dieselmotor F 4 L 413 R	5880	4	90 kW (128 PS)	130 D	73-77							
Dieselmotor F 5 L 413 R	7350	5	112 kW (152 PS)	130 D	73-77							
Dieselmotor F 6 L 413 L	8820	V6	137 kW (183 PS)		80-							
Dieselmotor F 6 L 413 L	8820	V6	135 kW (183 PS)	130 D	73-77							
Dieselmotor F 8 L 413 L		V8			80-							
Dieselmotor F 8 L 413 L	11760	V8	179,5 kW (244 PS)									



KHD

Globally reliable













	ccm										
Dieselmotor BF 10 L 413 F, BF 10 L 513 C	15945	V10	265-294 kW (360-400 PS)	Baureihe 190, 320, 360		125.000	3,00 2,50 4,00	914 CR S 911 FE 947 EX CR		8915230000 5000 1000	1 STD 0,50 1,00
Dieselmotor BF 10 L 413 F, BF 10 L 513 C	15945	V10	265-294 kW (360-400 PS)	Baureihe 190, 320, 360	09/83-						
Dieselmotor BF 12 L 413 F, BF 12 L 513 C	19140	V12	335-353 kW (456-480 PS)	360 D 34 AS, 3000, 3500, N 4520/ 4530/ 4540/4550/ 4620, 8000, FKL, FKM, MFS 42	09/83-						
Dieselmotor BF 12 L 413 F, BF 12 L 513 C	19140	V12	335-353 kW (456-480 PS)	360 D 45 AS, 3000, 3500, N 4520, N 4530, N 4540, N 4550, N 4620, 8000, FKL, FKM, MFS 42	75-08/83						
Dieselmotor BF 6 L 413 F, BF 6 L 513 C	9572	V6	112-177 kW (152-240 PS)	Traktor DX 8.30/2304	09/83-						
Dieselmotor BF 6 L 413 FRC, BF 6 L 513 RC	9572	6	160 kW (217,5 PS)		83-						
Dieselmotor BF 8 L 413 F, BF 8 L 513 C	12763	V8	212-235 kW (288-320 PS)	Baureihe 190, 250, 260, 290, 320, 360, 2000, 4520, 4530, 4540, 4550, 4620, 8000							
Dieselmotor BF 8 L 413 F, BF 8 L 513 C	12763	V8	212-235 kW (288-320 PS)	Baureihe 190, 250, 260, 290, 320, 360, 2000, 4520, 4530, 4550, 4620, 8000	09/83-						
Dieselmotor F 10 L 413 F	15945	V10	235 kW (320 PS)								
Dieselmotor F 10 L 413 FW		V10	188-202 kW (255-275 PS)								
Dieselmotor F 12 L 413 F	19140	V12	282 kW (384 PS)	192 M 14 FL, 256 D 16 AK/ FL/K, 256 M 19 FL, 256 M 22 FLL, 256 D 26 AK/U, 260 T 117, 260 L 117, 320 M 16 FSL, 320 D 16 FS, 320 D 19 AK, 320 D 19 FAK, 320 M 19 FLL, 320 D 26 AK, M 2000 R 106/ R 113/R 119, M 260 TR 117, M 320 D 16 FS, M 320 D FSL	75-						
Dieselmotor F 12 L 413 FW		V12	225-243 kW (306-330 PS)		76-						
Dieselmotor F 4 L 413 R/FR	6378	4	83-94 kW (113-128 PS)		78-						
Dieselmotor F 5 L 413 F/FR Dieselmotor F 6 L 413 F/FR	7976	5	109-118 kW (148-160 PS)		83-						
Dieselmotor F 6 L 413 FRW	9600	6	121 kW (165 PS)		83-						
Dieselmotor F 6 L 413 FW		V6	112-121 kW (152-165 PS)								
Dieselmotor F 8 L 413 F	12763	V8	188 kW (256 PS)								
Dieselmotor F 8 L 413 FW		V8	150-162 kW (204-220 PS)								
Motor F 6 L 413 F/FR	9572	6	130-141 kW (177-192 PS)								
Dieselmotor BF L 413 F	9572	6	112-177 kW			125.000	3,00 2,50 4,00	914 CR S 911 IF CR 947 EX CR		8915550000	1 STD
Dieselmotor BF L 513 C	12763	8	212-234 kW								
Motor	15945	10	265-294 kW	190, 320, 360							
Motor	19140	12	334-353 kW	3000, 3500, 8000							
Dieselmotor BF10 L 413	15945	V10				125.000	3,00	914 CR S		8915420000	1 STD
Dieselmotor BF12 L 413	19140	V12	177-353 kW (240-480 PS)				3,00 4,00	911 IW U CR 947 EX CR		5000	0,50
Dieselmotor BF6 L 413	9572	6									
Dieselmotor BF8 L 413	12763	V8									








































	ccm																				
Dieselmotor BF 10 L 513	15945	V10	304 kW (413 PS)	330 ANW	09/87-	125.000	3,50 2,50 4,00	914 CR 911 FE 947 EX CR		8915330000 5000	1	STD 0,50									
Dieselmotor BF 10 L 513	15945	V10	304 kW (413 PS)																		
Dieselmotor BF 12 L 513	19140	V12	365 kW (496 PS)																		
Dieselmotor BF 12 L 513	19140	V12	365 kW (496 PS)																		
Dieselmotor BF 6 L 513	9570	V6	182 kW (248 PS)																		
Dieselmotor BF 6 L 513	9572	V6	182 kW (248 PS)																		
Dieselmotor BF 8 L 513	12763	V8	243 kW (330 PS)																		
Dieselmotor BF 8 L 513	12763	V8	243 kW (330 PS)																		
Dieselmotor BF 10 L 513	15945	V10	304 kW (413 PS)										330 ANW	09/87-	125.000	3,50 2,50 4,00	914 CR 911 IF CR 947 EX CR		8915520000	1	STD
Dieselmotor BF 10 L 513	15945	V10	304 kW (413 PS)																		
Dieselmotor BF 12 L 513	19140	V12	365 kW (496 PS)																		
Dieselmotor BF 12 L 513	19140	V12	365 kW (496 PS)																		
Dieselmotor BF 6 L 513	9570	V6	182 kW (248 PS)																		
Dieselmotor BF 6 L 513	9572	V6	182 kW (248 PS)																		
Dieselmotor BF 8 L 513	12763	V8	243 kW (330 PS)																		
Dieselmotor BF 8 L 513	12763	V8	243 kW (330 PS)																		
Dieselmotor BF10 L 513	15945	V10	160-365 kW (218-496 PS)			125.000	3,50 3,00 4,00	914 CR 914 CR S 947 EX CR		8915430000 5000	1	STD 0,50									
Dieselmotor BF12 L 513	19140	V12																			
Dieselmotor BF6 L 513	9570	6																			
Dieselmotor BF8 L 513	12763	V8																			
Dieselmotor F 10 L 513	16730	V10	235 kW (320 PS)		86-	128.000	3,50 3,00 4,00	914 CR 911 FE 947 EX CR		8915320000	1	STD									
Dieselmotor F 12 L 513	20076	V12	282 kW (383,5 PS)																		
Dieselmotor F 6 L 513	10038	V6	141 kW (192 PS)																		
Dieselmotor F 8 L 513	13384	V8	188 kW (265 PS)																		
Dieselmotor F/BF 10 L 513	16730	V10	235/265 kW (320/360 PS)																		
Dieselmotor F/BF 12 L 513	20076	V12	282/318 kW (383,5/ 433 PS)																		
Dieselmotor F/BF 6 L 513	10038	V6	141/192 kW (192/261 PS)																		
Dieselmotor F/BF 8 L 513	13384	V8	188/212 kW (256/288 PS)																		
Dieselmotor BF8M1015	15870	8	454 kW (617 PS)										TopLiner		132.000	3,50 2,45 4,00	914 IW CR 911 CR 947 EX CR		8915580000	1	STD
Motor BF6M1015	11910	6	341 kW (464 PS)																		
Dieselmotor BF6M1015	11910	6	341 kW (464 PS)	TopLiner		132.000	4,00 2,45 4,00	914 IW CR 911 CR 947 EX CR		8915800000	1	STD									
Dieselmotor BF8M1015	15870	8	454 kW (617 PS)																		
Dieselmotor BF12M 716	27480	V12	103- 625,5 kW (140-850 PS)			135.000	4,00 3,00 3,00 6,00	910 CR 911 FE 911 FE 947 EX		8915240000	1	STD									
Dieselmotor BF16M 716	36640	V16																			
Dieselmotor BF6M 716	13740	6																			
Dieselmotor BF8M 716	18320	V8																			
Dieselmotor F12M 716	27480	V12																			
Dieselmotor F4M 716	9160	4																			
Dieselmotor F6M 716	13740	6																			
Dieselmotor F8M 716	18320	V8																			



KHD

Globally reliable

	ccm											
Dieselmotor A/BA 12 M 816	30408	V12	400,5- 490 kW (545-666 PS)		72-	142,000	4,00 3,00 6,00	914 CR 911 FE 947 EX CR		8915250000	1	STD
Dieselmotor A/BA 12 M 816C/ CR/U/W/R	30408	V12	470-950 kW (640- 1292 PS)		72-							
Dieselmotor A/BA 16 M 816	40544	V16	530,5- 660 kW (721-896 PS)		72-							
Dieselmotor A/BA 16 M 816 C/CR/U/W/R	40544	V16	630,5- 1270 kW (857- 1727 PS)		72-							
Dieselmotor A/BA 6 M 816	15204	6	200-245 kW (272-333 PS)		72-							
Dieselmotor A/BA 6 M 816 U/W/R	15204	6	235,5- 324 kW (320-440 PS)		72-							
Dieselmotor A/BA 8 M 816	20272	8	265-3 30,5 kW (360-450 PS)		72-							
Dieselmotor A/BA 8M816C/ CR/U/W/R	20272	8	316-638 kW (428-867 PS)		72-							
















	ccm											
Motor G4HG	1086	4	63 PS	Santro		67,000	1,20 1,20 2,00	910 IF NIT S 931 FE 777 NIT S		7953660000	4	STD
Motor B3	1324	4		Pride	97 - 99	68,000	1,20 1,50 3,00	910 NIT S 930 P 777 CR S		7953530000	4	STD
Motor B1	1139	4		Pride, Sophia Mazda 121		68,000	1,20 1,50 3,00	910 CR S 931 FE 777 CR S		7953710000	4	STD
Motor	800	3		Towner		70,000	1,20 1,50 2,80	910 NIT S IF 931 ES FE 777 NIT S		7953540000	3	STD
Motor G4LA	1248	4	63 kW (85 PS)	PICANTO (TA) 1.2	09/11-	71,000	1,00 1,20 2,00	910 IF NIT S 931 P 777 NIT S		7924020000 5000	4	STD 0,50
Motor G4LA	1248	4	63 kW (86 PS)	RIO III (UB) 1.25 CVVT	09/11-							
Motor G4LA	1248	4	63 kW (86 PS)	RIO III Stufenheck (UB) 1.25 CVVT	10/11-							
Motor B 3	1298	4		Pride, Rio		71,000	1,20 1,50 3,00	910 CR S 931 FE 777 CR S		7985130000 2500 5000	4	STD 0,25 0,50
Dieselmotor D3FA	1120	3	55 kW (75 PS)	PICANTO (BA) 1.1 CRDi	11/05-	75,000	1,75 1,75 3,00	910 IF PVD S 911 IW CR 947 EX NIT S		8924910000 5000	1	STD 0,50
Dieselmotor D4FA	1493	4	65 kW (88 PS)	RIO II (JB) 1.5 CRDi	06/08-							
Dieselmotor D4FA	1493	4	81 kW (110 PS)	RIO II (JB) 1.5 CRDi	03/05-							
Dieselmotor D4FA	1493	4	81 kW (110 PS)	RIO II Stufenheck (JB) 1.5 CRDi	03/05-							
Dieselmotor D4FA till 10/2006	1493	4	75 kW (102 PS)	CERATO (LD) 1.5 CRDi	07/05-							
Dieselmotor D4FA till 10/2006	1493	4	75 kW (102 PS)	CERATO Stufenheck (LD) 1.5 CRDi	07/05-							
Motor A3E	1343	4		Rio	00 - 05	75,500	1,20 1,20 2,50	910 CR S IF 930 P 777 CR S		7953550000	4	STD
Motor A5D A5E	1493	4		Rio	00 - 04							
Motor G4FD	1591	4	97 kW - 103 kW (132-140 PS)	CARENS IV 1.6 GDI, CEE'D (JD) 1.6 GDI, CEE'D Sportswagon (JD) 1.6 GDI, PRO CEE'D (JD) 1.6 GDI, SOUL (AM) 1.6 GDI, SOUL II (PS) 1.6 GDI, SPORTAGE 1.6 GDI,	02/11-	77,000	1,20 1,20 2,00	910 IF NIT S 931 P 947 EX NIT S		7924090000	4	STD
Dieselmotor D4FB	1582	4	85 kW - 100 kW (115 - 136 PS)	SOUL 1.6 CRDi, PRO CEE'D 1.6 CRDi, CERATO 1.6 CRDi, CEE'D 1.6 CRDi, CARENS III 1.6 CRDi	02/09-	77,200	1,75 1,75 3,00	910 IF NIT S PVD 911 IW CR P 947 EX NIT S		7924940000 5000	4	STD 0,50
Dieselmotor D4FB	1582	4	85 kW - 94 kW (116-128 PS)	VENGA 1.6 CRDi 128	02/10-							
Dieselmotor D4FD-L	1685	4	85 kW -100 kW (116-136 PS)	CARENS 1.7 CRDi	03/13-							
Dieselmotor D4FD-L till 05.12.2015	1685	4	85 kW (116 PS)	SPORTAGE (SL) 1.7 CRDi	12/10-							
Dieselmotor D4FD-L till 18.06.2015	1685	4	100 kW (136 PS)	OPTIMA 1.7 CRDi	03/12-							
Motor	1594	4		Rio, Spectra	2003-2005	78,000	1,20 1,20 2,50	910 IF CR S 931 FE 777 CR S		7953690000	4	STD
Motor B6E KV 20	1597	4		Sephia, Capital	92 -	78,000	1,50 1,50 4,00	911 CR P S 931 P 777 CR S		7985200000	4	STD
Motor B6D	1597	4		Sephia		78,000	1,50 1,50 3,00	910 CR S IF 931 P 777 NIT S		7985320000 5000 1000	4	STD 0,50 1,00
Motor KRV6 2.5 EGI	2497	6		Carnival	98 - 05	80,000	1,20 1,50 2,50	910 CR S IF 931 FE 777 CR S		7953560000	6	STD
Motor T 8 1.8 DOHC	1793	4		Sephia 1.8 DOHC 16V Spectra 1.8 DOHC 16V	98 - 04	81,000	1,50 1,50 3,00	910 CR S 931 FE 777 CR S		7953680000	4	STD
Motor T8	1793	4		Clarus	96 - 00							



KIA

Globally reliable

	ccm											
Dieselmotor D4EA from 09/2007 till 04/2010	1991	4	110 kW - 113 kW (140 - 150 PS)	MAGENTIS 2.0 CRDi	11/05-	83,000	2,00 2,00 3,00	916 NIT S PVD 911 IW U CR 947 EX NIT S		8924950000 5000	1	STD 0,50
Dieselmotor D4EA from 09/2007 till 05/2010	1991	4	83 kW - 100 kW (113 - 150 PS)	SPORTAGE 2.0 CRDi	09/04-							
Dieselmotor D4EA from 09/2007 till 07/2009	1991	4	100 kW (136 PS)	CEE'D 2.0 CRDi	06/07 - 12/12							
Dieselmotor D4EA from 09/2007 till 12/2012	1991	4	83 kW - 103 kW (113 - 140 PS)	CARENS 2.0 CRDi	11/05-							
Dieselmotor D3EA	1493	3	82 PS	Getz, Accent, Matrix		83,000	2,00 2,00 3,00	916 NIT S 911 IF U CR 947 EX NIT S		8926100000	1	STD
Dieselmotor D4EA	1991	4	112 - 150 PS	Magentis, Sportage								
Dieselmotor D4HA	1995	4	110 kW (150 PS)	SORENTO II (XM) 2.0 CRDi	11/10-	84,000	2,50 2,00 3,00	916 CKS S 911 IF U P 947 EX NIT S		7924920000	4	STD
Dieselmotor D4HA	1995	4	110 kW (150 PS)	SORENTO II (XM) 2.0 CRDi 4WD	11/10-							
Dieselmotor D4HA	1995	4	100 kW (136 PS)	SPORTAGE (SL) 2.0 CRDi	07/10-							
Dieselmotor D4HA	1995	4	135 kW (184 PS)	SPORTAGE (SL) 2.0 CRDi	08/10-							
Dieselmotor D4HA	1995	4	100 kW (136 PS)	SPORTAGE (SL) 2.0 CRDi AWD	07/10-							
Dieselmotor D4HA	1995	4	135 kW (184 PS)	SPORTAGE (SL) 2.0 CRDi AWD	08/10-							
Motor G4KA	1997	4	106 kW (144 PS)	CARENS III (UN) 2.0 CVVT	09/06-	86,000	1,20 1,20 2,00	910 CR S IF 931 P 777 CR S		7924830000 5000	4	STD 0,50
Motor G4KA	1997	4	106 kW (144 PS)	MAGENTIS (MG) 2.0	11/05-							
Motor FED	1998	4		Sportage		86,000	1,50 1,50 4,00	910 CR S 931 FE 777 NIT S		7985350000 2500 5000	4	STD 0,25 0,50
Dieselmotor R2 NBI	2184	4		New Besta		86,000	2,00 2,00 4,00	913 CR S 911 IW P 947 EX NIT		7953570000	4	STD
Dieselmotor R2	2184	4		Besta		86,000	2,00 2,00 4,00	910 CR IF P 911 IW P 947 EX CR IN		7986000000	4	STD
Dieselmotor R2	2184	4		Besta		86,000	2,00 2,00 4,00	910 CR NIT S 911 IW CR P 947 EX NIT S		7986500000	4	STD
Dieselmotor NB7	2184	4		Sportage Sportage Turbo		86,000	2,00 2,00 3,00	910 IF CR S 911 IW CR 947 EX NIT S		7986560000 2500 5000	4	STD 0,25 0,50
Dieselmotor	2522	4		Ceres		88,900	2,38	910 CR P		7986020000	4	STD
Dieselmotor	2209	4					2,38 4,74	911 IW P 947 EX CR IN				
Dieselmotor D4CB A-Engine	2497	4	140 PS	Sorento 2,5 CDTi 16V		91,000	2,50 2,00 3,00	913 CR P 911 IW U CR 947 EX NIT S		7924810000 5000	4	STD 0,50
Dieselmotor K-2400	2400	4		Power Bongo K2400 old		92,000	2,38 2,38 4,00	910 CR P 911 P 947 EX CR		7953500000	4	STD
Dieselmotor K2700 J2 SS SUTC	2700			Besta Pregio		92,000	3,00 2,38 4,00	914 CR S 911 FE 947 EX NIT S		7953580000	4	STD
Dieselmotor ZB K4100	4052	6	74 kW 100 PS	Asia Combi Kia Power Combi	84 - 02	92,025	2,38 2,38 4,76	910 CR S 911 IW CR P 947 EX NIT S		7953700000	6	STD
Dieselmotor RFA	2662	4		Hi Besta		93,000	2,00 2,00 3,00	910 CR S 930 FE 947 EX CR		7953510000	4	STD
Dieselmotor RFA	2662	4		Hi Besta		93,000	2,00 2,00 3,00	910 CR S IF 931 CR 947 EX NIT S		7953590000	4	STD
Dieselmotor K2700 JS	2665	4		Preio		94,500	2,00 2,00 3,00	910 CR S 911 IW CR 947 EX NIT S		7953600000	4	STD
Dieselmotor HA 1	2957	4		K3000 Super Titan		95,000	2,38 2,38 4,00	910 CR S 911 CR 947 EX NIT S		7953610000	4	STD
Dieselmotor J 3		4		Carnival		97,100	2,00 2,00 3,00	913 NIT S 911 IW CR 947 EX NIT S		7953620000	4	STD
Dieselmotor K3000 JT	3600	4		K3600		98,000	2,00 2,00 3,00	910 CR S IF 911 IW CR P 947 EX NIT S		7953630000	4	STD

















	ccm											
Dieselmotor K 3600 SH	3598	4		Trade Frontier 2.5		100,000	2,00 2,00 3,00	910 CR S 911 IW CR P 947 EX NIT S		7953650000	4	STD
Dieselmotor K-3500 SH3	3455	4		Trade Titan 2.5		100,000	2,50 2,00 4,50	910 CR S 911 IW CR P 947 EX NIT		7953640000	4	STD
Dieselmotor SL	3455	4				100,000	2,50	910 CR S		7986110000	4	STD
Dieselmotor SL	3500	4		K-3500			2,00 4,50	911 IW CR P 947 EX NIT S				



KOMATSU

Globally reliable

	ccm											
4D92 Diesel	2610	4		Bulldozer		92,000	3,00 3,00 6,00	917 CR 911 FE 947 EX CR		7982020000 2500 5000	4	STD 0,25 0,50
4D94 Diesel	2940	4		Bulldozer		94,000	2,90 2,50 5,00	910 CR 910 FE 947 EX CR		7982140000 2500 5000	4	STD 0,25 0,50
Dieselmotor 6D95 SA1D95	4890	6		Bulldozer		95,000	2,00 2,00 4,00	910 CR 911 FE 947 EX NIT S		7982090000	6	STD
6D95 SA1D95 Diesel	4890	6		Bulldozer		95,000	2,00 2,00 4,00	910 CR 911 FE 947 EX CR S		7982180000 2500 5000	6	STD 0,25 0,50
Dieselmotor 4D95	3260	4		Bulldozer		95,000	2,00 2,00 4,00	910 CR 911 IW FE 947 EX CR S		7982290000	4	STD
6D95 6D95 SA1D95 Diesel	4890 4890	6 6		Bulldozer Bulldozer		95,000	2,20 2,00 4,00	913 CR 911 FE 947 EX CR S		7982200000	6	STD
S4D95 Diesel	3260	4		Bulldozer		95,000	2,20 2,00 4,00	913 CR 911 FE 947 EX CR S		7982210000 2500 5000	4	STD 0,25 0,50
Dieselmotor 4D95	3260	4		Bulldozer		95,000	2,20 2,20 4,00	913 NIT S 913 FE 947 EX NIT S		7982060000	4	STD
4D95 Diesel	3260	4		Bulldozer		95,000	2,20 2,20 4,00	913 CR 913 FE 947 EX CR S		7982150000 2500 5000	4	STD 0,25 0,50
Dieselmotor S6D95	4890	6		Bulldozer		95,000	2,50 2,20 4,00	914 CR S 917 IW CR 947 EX NIT S		7982100000	6	STD
S6D95 Diesel	4890	6		Bulldozer		95,000	2,50 2,20 4,00	914 CR 913 CR 947 EX CR S		7982160000 2500 5000	6	STD 0,25 0,50
S6D95 Diesel	4890	6		Bulldozer		95,000	2,50 2,20 4,00	914 CR S 913 CR 947 EX NIT S		7982170000 2500 5000	6	STD 0,25 0,50
S6D95 Diesel	4890	6		Bulldozer		95,000	2,50 2,20 4,00	914 CR 917 IW CR 947 EX CR S		7982190000 2500 5000	6	STD 0,25 0,50
S6D102 Diesel	4330	6		Bulldozer D30		102,000	2,88 2,37 4,00	914 CR S 911 IF P 947 EX NIT S		7982000000	6	STD
4D105 Diesel	4330	4		Bulldozer D30		105,000	3,00 2,50 5,00	910 CR 911 IW FE 947 EX CR		7982030000	4	STD
S4D105 (new) Diesel	4330	4		Bulldozer		105,000	3,00 2,50 5,00	914 CR 911 IW CR 947 EX CR		7982040000	4	STD
S6D105 Diesel	6490	6		Bulldozer		105,000	3,00 2,50 5,00	914 CR S 913 CR 947 EX CR		7982220000	6	STD
S6D105 Diesel	6490	6		Bulldozer		105,000	3,00 2,50 5,00	910 CR 911 IW FE 947 EX CR		7982240000	6	STD
Dieselmotor 4D106		4				106,000	2,50 2,00 3,00	913 NIT S 911 FE 947 EX NIT S		7982300000	4	STD
6D108 Diesel		6				108,000	2,50 2,53 4,00	914 CR 917 IW CR 947 EX CR S		7982250000	6	STD
S6D110 Diesel	7130	6		Bulldozer		110,000	3,00 2,50 5,00	914 CR 913 CR 947 EX CR S		7982260000	6	STD
4D120 Diesel	7240	4		Bulldozer D50AP		120,000	3,50 2,50 5,50	910 CR 911 IW CR 947 EX CR		7982070000	4	STD
Dieselmotor 6D125	11040	6		Bulldozer		125,000	2,50 2,00 3,00	910 NIT S 911 IW CR P 947 EX NIT S		7982010000	6	STD
Dieselmotor 6D125	11040	6		Bulldozer		125,000	2,50 2,00 3,00	914 CR 911 IW CR P 947 EX NIT S		7982050000	6	STD
6D125 Diesel	11040	6		Bulldozer		125,000	2,50 2,50 4,00	914 CR 917 IW CR 947 EX CR		7982270000	6	STD
4D130 Diesel	8490	4		Bulldozer		130,000	3,50 2,50 5,50	910 CR 911 IW CR 947 EX CR		7982080000	4	STD




















	ccm											
Dieselmotor NH220		6		Bulldozer		130,180	3,75 3,77 3,77 5,98	914 CR 914 IW 914 IW 947 EX CR		7982110000	6	STD
Dieselmotor NT855		6	175 kW (180 PS)	Bulldozer		139,700	3,70 2,89 2,83 4,76	914 CR 917 IW CR 917 FE 947 EX NIT S		7982310000	1	STD
6D140 Diesel	15200	6				140,000	2,40 2,40 4,00	914 CR 917 IW CR 947 EX CR S		7982280000	6	STD
SD155 SA6D155 Diesel	19260	6		Bulldozer		155,000	3,68 3,55 4,75	914 CR 917 IW CR 947 EX CR		7982130000	6	STD
6D155 Diesel	19260	6		Bulldozer		155,000	4,00 3,50 6,00 4,00	914 CR 911 IW CR 947 EX CR 947 CR		7982120000	6	STD



LADA

Globally reliable

	ccm										
Motor 1111 2104	1451	4	55/56,5 kW (75/77 PS)	2103, 1500	73-	76,000	1,50 2,00 3,94	910 CR S 930 FE 777 CR S		8928020000 4000 6000 8000 1000	1 STD 0,40 0,60 0,80 1,00
Motor 2101	1198	4	44/45,5 kW (60/62 PS)	2101, 2102, 1200, Nova Junior	70-						
Motor 11194	1390	4	66 kW 90 PS	Lada Kalina 1117 16 V Lada Kalina 1118 16 V Lada Kalina 1119 16 V	08 -	76,500	1,20 1,50 2,00	910 CR S IF 931 P 777 NIT S		8928060000 5000	1 STD 0,50
Motor 2106	1568	4	59 kW (80 PS)	2106, 2107, 1600	74-	79,000	1,50 2,00 3,94	910 CR S 930 FE 777 CR S		8928030000 4000 6000 7000 8000 1000	1 STD 0,40 0,60 0,70 0,80 1,00
Motor 2106	1568	4	57,5 kW (78 PS)	2106, 1600, 2121, Niva, Taiga, 2107	74-						
Motor 2106 21067	1294	4	48-51,5 kW (65-70 PS)	1300, 2105, Nova	74-						
Motor 2106 21067	1294	4	48/50 kW (65/68 PS)	21011, 1300, Nova							
Motor 2106 21067	1569	4	57,5 kW (78 PS)	2107	81-						
Motor 2106 21067	1294	4	48/50/ 51,5 kW	Nova C, 2105							
Motor 21126	1596	4	72 kW 98 PS	Lada 2170 16 V Priora Lada 2172 16 V Priora Kalina 1.6 Sport	06 -	82,000	1,20 1,50 2,00	910 NIT S 931 FE 777 NIT S		8928050000	1 STD
Motor 2111, 2112, 2123 21114, 21124 11113,	1488	4	55 kW (75 PS)	Samara 1.5, Shiguli 21083	84-	82,000	1,50 2,00 3,94	910 CR S 930 FE 777 CR S		8928040000 4000 8000 1000	1 STD 0,40 0,80 1,00
Dieselmotor XUD 9 A	1905	4	47 - 52 kW (64 - 71 PS)	Niva 1900 Diesel	93-	83,000	2,00 2,00 3,00	910 CR S 911 P 947 EX CR		8937230000 2500 5000 1000	1 STD 0,25 0,50 1,00
Dieselmotor XUD9SD	1905	4	55 kW 75 PS	Niva 1900 D	99 -	83,000	3,00 2,00 3,00	914 CR 911 P 947 EX CR		8937440000	1 STD


















	ccm											
Dieselmotor FL 230		2				95,000	2,50	910 IF CR		8944500000	1	STD
Dieselmotor FL 345		3					2,50	911 P		5000		0,50
							2,50	930 P		1000		1,00
							5,00	947 EX P				
							5,00	946 P				
Dieselmotor 1000.3W/WT		3				105,000	3,00	910 CR IW		8944510000	1	STD
Dieselmotor 1000.4W		4					2,50	911 FE				
Dieselmotor 1000.6WT		6					4,00	947 EX CR				



LANCIA

Globally reliable















	ccm											
Dieselmotor 199 B1.000	1248	4	70 kW (95 PS)	MUSA (350) 1.3 D Multijet	03/09-	69,600	1,50 1,50 2,00	910 CKS 911 P 947 EX NIT S		8920190000 4000 6000	1	STD 0,40 0,60
Dieselmotor 199 B1.000	1248	4	70 kW (95 PS)	YPSILON (846) 1.3 Multijet	05/11-							
Motor 192 B2.000	1368	4	66 kW (90 PS)	MUSA (350) 1.4	10/07-	72,000	1,00 1,20 2,00	910 IF NIT S 931 P 777 NIT S		8920950000 4000	1	STD 0,40
Motor 843 A1.000	1368	4	70 kW (95 PS)	MUSA (350) 1.4	10/04-							
Motor 843 A1.000	1368	4	70 kW (95 PS)	YPSILON (843) 1.4 16V	10/03 - 12/11							
Motor 198 A1.000 from engine no. 1432596	1368	4	110 kW (150 PS)	DELTA III (844) 1.4	09/08-	72,000	1,20 1,20 2,00	910 CKS 931 P 947 EX CR		8920130000	1	STD
Motor 198 A4.000 to engine no. 1711633	1368	4	88 kW (120 PS)	DELTA III (844) 1.4	09/08-							
Motor 198 A4.000 to engine no. 1711633	1368	4	88 kW (120 PS)	DELTA III (844) 1.4 Bifuel	07/11-							
Motor 198 A7.000 to engine no. 1711633	1368	4	103 kW (140 PS)	DELTA III (844) 1.4 16V	07/10-							
Dieselmotor 350 A2.000, 350 A3.000	1598	4	85 - 88 kW (116 - 120 PS)	Musa (350) 1.6 D Multijet	07/08-	79,500	2,00 1,75 2,00	910 CKS 931 P 947 EX NIT S		8920820000	1	STD
Dieselmotor 944 A3.000, 955 A4.000, 198 A2.000 till 14/11/2012	1598	4	77 - 88 kW (105 - 120 PS)	Delta 1.6 D Multijet	08/08-							
Dieselmotor 198 A5.000, 844 A2.000	1956	4	120-121 kW (163-165 PS)	DELTA III (844) 2.0 D Multijet	09/08-	83,000	1,50 1,50 2,00	910 CDS P 931 ES P 947 EX NIT S		8935090000 5000	1	STD 0,50
Motor 841 L.000	3179	6	169 kW (230 PS)	Thesis (841AX) 3.2 V6	05/03-07/09	93,000	1,20 1,20 2,00	910 NIT S 911 P 777 NIT S		8901270000	1	STD

	ccm											
Dieselmotor 276DT	2720	6	140 kW (190 PS)	DISCOVERY III (TAA) 2.7 TD 4x4	07/04-09/09	81,000	2,00	910 IF CKS		8937280000	1	STD
Dieselmotor 276DT	2720	6	140 kW (190 PS)	DISCOVERY IV (LA) 2.7 TD 4x4	09/09-		2,00	911 IF U P		5000		0,50
Dieselmotor 276DT	2720	6	140 kW (190 PS)	RANGE ROVER SPORT (LS) 2.7 TDVM 4x4	02/05-		2,00	947 EX NIT S				
Dieselmotor 306DT	2993	6	180 kW (245 PS)	DISCOVERY IV (LA) 3.0 TD 4x4	09/09-	84,000	2,00	910 IF CKS		8937610000	1	STD
Dieselmotor 306DT	2993	6	183 kW (249 PS)	DISCOVERY IV (LA) 3.0 TD 4x4	07/12-		2,00	911 IF U		5000		0,50
Dieselmotor 306DT	2993	6	183 kW (249 PS)	RANGE ROVER IV (LG) 3.0 TD 4x4	08/12-			947 EX NIT S				
Dieselmotor 306DT	2993	6	190 kW (258 PS)	RANGE ROVER IV (LG) 3.0 TD 4x4	08/12-							
Dieselmotor 306DT	2993	6	183 kW (249 PS)	RANGE ROVER SPORT (LS) 3.0 TD 4x4	08/12-							
Dieselmotor 30DDTX	2993	6	188 kW (256 PS)	DISCOVERY IV (LA) 3.0 SDV6 4x4	11/09-							
Dieselmotor 30DDTX	2993	6	155 kW (211 PS)	DISCOVERY IV (LA) 3.0 TD 4x4	05/10-							
Dieselmotor 30DDTX	2993	6	180 kW (245 PS)	RANGE ROVER SPORT (LS) 3.0 TD 4x4	09/09-							
Dieselmotor 30DDTX	2993	6	188 kW (256 PS)	RANGE ROVER SPORT (LS) 3.0 TD 4x4	06/11-							
Dieselmotor 30DDTX	2993	6	155 kW (211 PS)	RANGE ROVER SPORT (LS) 3.0 TD V6 4x4	05/10-							
Dieselmotor 30DDTX	2993	6	155 kW (211 PS)	RANGE ROVER SPORT (LW) 3.0 TD 4x4	04/13-							
Dieselmotor 30DDTX	2993	6	183 kW (249 PS)	RANGE ROVER SPORT (LW) 3.0 TD 4x4	04/13-							
Dieselmotor 30DDTX	2993	6	190 kW (258 PS)	RANGE ROVER SPORT (LW) 3.0 TD 4x4	04/13-							



LEXUS

Globally reliable

	ccm											
Dieselmotor 2AD-FHV, For OE 13011-0R050	2231	4	130 kW (177 PS)	IS II 220d	10/05-	86,000	2,00	910 CKS S FE		7999440000	4	STD
Dieselmotor 2AD-FTV, For OE 13011-0R050	2231	4	110 kW (150 PS)	IS II 200d	07/10-		1,50 3,00	931 FE S 947 EX NIT S	 			

















siehe / see / voir BLMC



LIAZ

Globally reliable

	ccm											
Dieselmotor M 637, M 638, M 640, MS 640	11940	6	224/235 kW (305/320 PS)	S 100.55, 110.073, S 123.02, S 123.47, Praga 9 P 140, 151	79-	130.000	3,50 3,50 5,00	914 CR 911 FE 947 EX CR		8942500000	1	STD
Dieselmotor M 634	11940	6	147 kW (200 PS)	706 MT, ST 180, MTS 24, MTP 24, 100.02, 100.24	68-85	130.000	3,50 3,50 3,50 6,00	914 CR 911 IF P 911 IF P 947 EX CR P		8942510000	1	STD






























	ccm											
Dieselmotor D 904.NA + TB, D 904 T	5608	4	60 - 99,5 kW 82 - 135 PS	Stationary engine	1984 - 1989	115.000	3,00 2,50	914 CR 911 P		8914500000	1	STD
		8412	6	112 - 147 kW 152 - 200 PS	Stationary engine	1984 - 1989	4,00	947 EX CR				
Dieselmotor D 906.NA + TB D 906 T	6640	4	66 - 160 kW 90 - 218 PS	Stationary engine	1992...	122.000	3,50 2,50	914 CR 911 P		8914540000	1	STD
		9960	6	160 - 240 kW 218 - 326 PS	Stationary engine	1984...	4,00	947 EX CR				
Dieselmotor D 9400 TI-E D 9400 TI-E A5	17177	6	330 - 440 kW 449 - 598 PS	Stationary engine	2002...	135.000	3,50 2,50 4,00	914 CR 911 FE 947 EX CR		8914560000	1	STD



LISTER

Globally reliable

	ccm											
Dieselmotor ST		1				95,250	3,16 2,38 2,38 4,74 4,74	916 CR P 911 P 911 P 947 EX CR 946 P		8943020000	1	STD













	ccm											
Dieselmotor 6 LD 260/L Dieselmotor LDA 500		1				70,000	2,00 2,00 2,00 4,00	910 IF CR 911 P 911 P 948 EX P		8926660000	1	STD
Dieselmotor LDW 1204 Dieselmotor LDW 502 Dieselmotor LDW 602 Dieselmotor LDW 903 Dieselmotor LGW 523 Dieselmotor LGW 627	1222 505 611 916	4 2 2 3 2 2	24,4 kW (33,2 PS) 9,8 kW (13,3 PS) 11,8 kW (16 PS) 17,2 kW (23,4 PS)			72,000	2,00 2,00 3,00	910 CR 911 P 947 EX CR P		8926510000	1	STD
Motor Benzinmotor		1		LA 300 + DM 350		76,000	2,00 2,00 4,00	910 CR S 911 P 777 CR S		8926800000	1	STD
Dieselmotor LDA 520, 522, 523, 525, 527		1				78,000	2,00 2,00 2,00 4,00	910 CR S 911 IF P 911 IF P 947 EX FE		8926590000 1000	1	STD 1,00
Dieselmotor 6 LD 325		1				78,000	2,00 2,00 4,00	910 CR S 911 IF P 947 EX FE		8926670000	1	STD
Dieselmotor 15 LD 315 Dieselmotor 196 LDA 326	315	1 1	5 kW (6,8 PS)			78,000	2,00 2,00 3,00	910 CR S 911 IF P 947 EX CR		8926680000 5000	1	STD 0,50
Dieselmotor LA/LDA 80		1				80,000	2,00 2,00 2,00 4,00	910 CR S 911 FE 931 FE 947 EX P		8926640000 5000	1	STD 0,50
Dieselmotor LA 400 Dieselmotor LDA 80		1 1				80,000	2,00 2,00 4,00	910 CR S 911 FE 947 EX P		8926780000 5000	1	STD 0,50
Dieselmotor LDA 530, 532, 533, 535, 537 Dieselmotor T 530, T 532, T 533		1 359	4,7-5,5 kW (6,4-7,5 PS)	Industriemotor Industriemotor		82,000	2,00 2,00 2,00 5,00	910 IF CR 911 P 911 P 947 EX P		8926570000 5000 1000	1	STD 0,50 1,00
Dieselmotor LA 82		1				82,000	2,00 2,00 4,00	910 IF CR 930 FE 948 FE		8926690000 5000 1000	1	STD 0,50 1,00
Dieselmotor 6 LD 360		1				82,000	2,00 2,00 5,00	910 IF CR 911 P 947 EX P		8926750000 5000	1	STD 0,50
Dieselmotor LDA 450, LDA 455, 3 LD 450 Dieselmotor LDA 510 Dieselmotor LDA 513, 3 LD 510	454 510 510	1 1 1	6-7,4 kW (8,1-10 PS)	Industriemotor	75-	85,000	2,00 2,00 2,00 4,00	910 CR P 911 FE 930 FE 948 EX P		8926500000 5000	1	STD 0,50
Dieselmotor 3LD 450 Dieselmotor 3LD 510.1		1 1				85,000	2,00 2,00 4,00	910 CR P 911 IF P 948 EX P		8926600000 5000	1	STD 0,50
Motor	454	1				85,000	2,50 2,00 4,00	910 IF CR 911 FE 947 EX		8926790000	1	STD
Dieselmotor LA 85		1				85,000	2,50 2,50 5,00	910 CR 930 P 948 P		8926610000	1	STD
Dieselmotor 10 LD 400.2 Dieselmotor 10 LD 400.3 Dieselmotor 6 LD 400.1		2 3 395	6,3 kW (8,6 PS)			86,000	2,00 2,00 4,00	910 CR S 911 IF P 947 EX CR		8926700000 5000	1	STD 0,50
Dieselmotor LA 490 Dieselmotor LA 490		1 3				88,000	2,00 2,00 4,50	910 CR S 911 IF P 947 EX		8926710000	1	STD
Dieselmotor 11 LD 535.3		1				88,000	2,00 2,00 4,00	910 CR S 911 IF P 948 EX P		8926720000 5000	1	STD 0,50



LOMBARDINI

Globally reliable













	ccm										
Dieselmotor 9 LD 560.2		2				90,000	2,00 2,00 4,00	910 CR S 911 FE 948 EX FE		8926740000 5000 1000	1 STD 0,50 1,00
Dieselmotor 9 LD 561.2		2									
Dieselmotor 9 LD 560 2	1120	2				90,000	2,00 2,00 2,00 4,00	910 CR S 911 FE 911 FE 948 EX FE		8926770000 5000 1000	1 STD 0,50 1,00
Dieselmotor LDA 710, 713, 715		1				90,000	2,50 2,50	910 IF CR 911 FE		8926580000	1 STD
Dieselmotor LDA 710, 904	1196	2					2,50 2,50 5,00	930 FE 947 EX FE			
Dieselmotor LDA 90		1				90,000	3,00 3,00	910 IF CR 911 IF FE		8926620000	1 STD
Dieselmotor LDA 91		1					5,00	948 EX P			
Dieselmotor LDA 720		1				95,000	2,50 2,50	910 IF CR 911 IF P		8926530000 5000	1 STD 0,50
Dieselmotor LDA 723		1					2,50 5,00	930 FE 947 EX P		1000	1,00
Dieselmotor LDA 725		1									
Dieselmotor 11 LD 625.3		3				95,000	2,50 2,50	910 IF CR 911 IF P		8926630000 5000	1 STD 0,50
Dieselmotor 7 LD 665.1		1					5,00	947 EX P		1000	1,00
Dieselmotor 7 LD 665.2		2									
Dieselmotor 9 LD 625.2	1248	2	21 kW (28,6 PS)								
Dieselmotor LDA 720		1									
Dieselmotor LDA 670, LDA 96, 4 LD 640		1				95,000	3,00 3,00 3,00 5,00	910 CR 911 FE 930 FE 947 EX		8926520000	1 STD
Dieselmotor LDA 672, LD 675 2	1346	2									
Dieselmotor LDA 673, 5 LD 675 3	2019	3									
Dieselmotor LDA 674, 5 LD 675 4	2692	4									
Motor 5 LD 675 4											
Dieselmotor LDA 670, LDA 96, 4 LD 640		1				95,000	3,00 3,00 3,00 5,00	910 CR P 911 FE 911 FE 947 EX		8926760000	1 STD
Dieselmotor LDA 672, LD 675 2	1346	2									
Dieselmotor LDA 673, 5 LD 675 3	2019	3									
Dieselmotor LDA 674, 5 LD 675 4	2692	4									
Motor 5 LD 675 4											
Dieselmotor 5 LD 825.2		2				100,000	2,50 2,50	910 CR 911 FE		8926650000	1 STD
Dieselmotor 5 LD 825.3		3					3,50	947 EX CR			
Dieselmotor 5 LD 825.4		4									
Dieselmotor LDA 830		2									
Dieselmotor LDA 100, 5 LD 105, 4 LD 705	707	1				100,000	3,00 2,50 2,50	910 CR 911 FE 930 P		8926540000	1 STD
Dieselmotor T 832, 5 LD 825	1648	2					5,00	947 EX P			
Dieselmotor T 833, 5 LD 825	2472	3									
Dieselmotor T 834, 5 LD 825	3296	4									
Dieselmotor LDA 820/ 825, 4 LD 820	817	1				102,000	3,00 2,50 2,50	910 CR P 911 FE 911 FE		8926550000	1 STD
							5,00	947 EX CR			












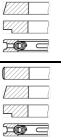
















	ccm											
Dieselmotor 5 LD 930		3				106,000	2,50	910 CR IF P		8926730000	1	STD
Dieselmotor 5 LD 930.3		3					2,50	911 P				
Dieselmotor 5 LD 930.4		4					2,50	911 P				
							5,00	947 EX CR P				



LOTUS

Globally reliable

	ccm											
Motor 910, 910 S, 912, 912 S	2174	4	104-170 kW (142-231 PS)	Esprit, Excel	1986...	95,300	1,50 1,50 3,50	910 IF NIT S 931 P 777 NIT S		8906900000	1	STD

	ccm											
Aircompressor				Aircompressor		90,000	2,50 2,50 4,00	911 FE 930 FE 948 EX FE		8954030000 5000 1000	1	STD 0,50 1,00
Dieselmotor 2 BNM/S	1840	2				95,000	3,00 3,00 3,00	910 CR 911 FE 930 FE		8931130000	1	STD
Dieselmotor D 9532 M	1840	2		Traktor 2 L 1, 2 L 2, 2 L 3, 4 L 1			5,00	947 EX P				
Dieselmotor 599	3017	4		270, 470, 475, 485, 570, 585		98,000	3,00 2,50 2,50	914 CR 911 IW FE 930 FE		8940010000	1	STD
Dieselmotor 712.03/04/08	3017	4		685, 785			4,50	947 EX CR				
Dieselmotor 712.03/04/07	3317	4	51,5/58/ 63 kW (70/79/ 85 PS)	270, 470, 485, 570, 585, 685, 785	69-77	98,000	3,00 2,50 4,50	914 CR 911 IW FE 947 EX CR		8940080000	1	STD
Dieselmotor D 0022 M 161		2		Traktor 4 R 2, 4 S 2, 415, 520, 626, 6.90 FK, 8.90 FK, 8.136 FK, 9.136 FK, 10.136 FK, Omnibus 420 HOC 1/2		100,000	2,50 2,50 5,00	910 CR 911 FE 947 EX CR P		8931020000	1	STD
Dieselmotor D 0024 M 220/221		4										
Dieselmotor D 0026 M 1/2/H		6										
Dieselmotor D 0022 M 161		2		Traktor 4 R 2, 4 S 2, 415, 520, 626, 6.90 FK, 8.90 FK, 8.136 FK, 9.136 FK, 10.136 FK		100,000	2,50 2,50 2,50	910 CR 911 FE 911 FE		8931140000	1	STD
Dieselmotor D 0024 M 220/221		4										
Dieselmotor D 0026 M 1/2/H		6										
Dieselmotor 597-02	5278	6	92,5 kW (126 PS)	5.126 F, 6.126 F, 7.126 F, 8.126 F, 9.126 F, 10.126 F	67-71	100,000	3,00 2,50 2,50	914 CR 911 FE 911 FE		8940040000	1	STD
Dieselmotor 597-02												
Dieselmotor 597-02												
Dieselmotor D 0216		6				102,000	2,50 2,50 5,00	910 CR 911 FE 947 EX CR		8931040000	1	STD
Dieselmotor MXUL		6										
Dieselmotor D 0224 M/MF/ME	3791	4	58-66 kW (79-90 PS)	Baureihe 6.90, 8.90		102,000	2,50 2,50	910 CR 911 FE		8931210000	1	STD
Dieselmotor D 0226 M/MF/ ME/MFO/MH/ MFM/MFA/MS	5687	6	66-100 kW (90-130 PS)	6.90 F/FK, 8.90 F/FK, 8.136 F/FK, 9.136 F/FK, 10.136 F, 11.136, 12.136, 14.136, 17.136	79-		4,00	947 EX CR				
Dieselmotor D 0226 MK/MKF/ MC/ML/MKFA/ MKH	5687	6	125-154 kW (170-209 PS)	12.170, 12.192, 14.170, 14.192, 16.170, 17.192	83-	102,000	3,00 2,50 4,00	914 CR 931 FE 947 EX CR		8931030000	1	STD
Dieselmotor D 0226 MTE/MTKE/MTXE	5687	6	81-135 kW (110-184 PS)									
Dieselmotor 720.05/08	3593	4	65/66 kW (88/90 PS)	690, 7.90		102,000	3,00 2,50 5,00	914 CR 911 FE 947 EX CR		8940090000	1	STD
Dieselmotor 0846, HM 2/HMN 2/HMY, 8.156, 8.160 H/F, 9.156, 9.160, 13.168, 15.168, 16.168, 750 HO-SL, SG/SL 192, CR 160, UE 590	7252	6	93/115/ 118 kW (127/156/ 160 PS)		73-	108,000	2,50 2,50 5,00	910 CR 911 P 947 EX CR		8931100000	1	STD
Dieselmotor D 0836 M/MH/ MU/HM 3 U/HM/ HMN/HMU/HM2/ HM 7	7030	6	99,5/115 kW (135/156 PS)	LKW-Series, 635/735/ 650/850	63-73							
Dieselmotor D 846 HM 2/ HMN 2/HMY	7252	6	93/115/ 118 kW (127/156/ 160 PS)	8.156, 8.160 H, 8.160 F, 9.156, 9.160, 13.168, 15.168, 16.168, 750 HO-SL, SG 192, SL 192, CR 160, UE 590	69-73							
Dieselmotor D 0824 GF	4580	4	75 kW (102 PS)			108,000	2,50 2,50	910 CR 911 P		8931240000	1	STD
Dieselmotor D 0824 GF 01/02/03	4580	4	75 kW (102 PS)		91-		4,00	947 EX CR				
Dieselmotor D 0826 GD 01/02/03	6870	6	114 kW (155 PS)		91-							
Dieselmotor D 0826 GF 04 Euro 1	6870	6	114 kW (155 PS)		92-							
Dieselmotor D 0826 GF/OH/F	6871	6	110 kW (150 PS)	F 90, G 90, M 90, 6.100 FK 310/ 360/340, 9.150 FK 310/360/460, 10.150 F 360/425/ 460/510	09/87-							



M.A.N.

Globally reliable

	ccm											
Dieselmotor D 0836 M/HM		6				108,000	3,00 2,50 2,50 5,00	914 CR 911 P 930 FE 947 EX CR		8931050000	1	STD
Dieselmotor D 0824 Euro 1	4580	4		8.153F, 9.153F, 9.163F		108,000	3,00 2,50 4,00	914 CR 911 P 947 EX CR		8931230000	1	STD
Dieselmotor D 0824 LFL 02 Euro 2	4580	4	118 kW (160 PS)	8.163, 12.163	95-							
Dieselmotor D 0826 FG 01/002	6871	6	169 kW (230 PS)	17.232	88-							
Dieselmotor D 0826 FG 01/002	6871	6	169 kW (230 PS)	17.232	88-							
Dieselmotor D 0826 LE 51/ LE 52/ WE 51/ TUE 51/ LUE 51/160	6871	6	132 kW (180 PS)	Fendt - S Traktor								
Dieselmotor D 0826 LF 01/ LF 02/ LF 04/ LF 06, D 0826 LUH04, LUH213	6600	6		10.153F, 10.163F, 18.232								
Dieselmotor D 0826 LF/ LF 04/LOH/LF 07	6590	6	142/169 kW (192/230 PS)	17.232	88-08/90							
Dieselmotor D 0826 LFL 03/ LF 11/LUH 11 Euro 2/ LF 15 EVB	6871	6	162 kW (220 PS)	8.224 F	95-							
Dieselmotor D 0826 TF, TOH	6590	6	137 kW (186 PS)									
Dieselmotor D 0834 LFL, LOH	4580	4	103 - 132 kW 162 - 206 PS	8.145, 9.145, 10.145, 12.145, 8.185, 10.185, 12.185, LE 140	00 -	108,000	3,00 2,50 3,00	914 CR 911 FE 947 EX NIT S		8931330000	1	STD
Dieselmotor D 0836 LF 01, 02, 03, 04, 05	6871	6	162 - 206 kW 220 - 280 PS	12.284, 14.284, 15.284, 18.284, 20.284, 23.284, 25.284, 12.255, 14.255, 15.255, 18.255, 18.255, 20.255, 25.255, 26.255, LE 250	00 -							
Dieselmotor D 1146		6				111,000	3,50 3,00 4,00	914 CR 911 FE 947 EX CR		8931090000	1	STD
Dieselmotor D 1246 MT		6	125 kW 170 PS	Truck-engine	54 -	112,000	2,50 2,50 2,50 5,00	910 CR P 911 P 930 P 947 EX P		8931500000	1	STD
Dieselmotor D 2066 LOH, LUH, LF	10520	6	228 - 397 kW 310 - 540 PS	TGA 18.390, TGA 18.430		120,000	3,50 3,00 4,00	914 CR 911 IF CR 947 EX CR		8931360000	1	STD
Dieselmotor D 10 UT 150, Euro 2 RABA Engine	10350	6	150 kW (204 PS)	Ikarus-Bus, IK 280 Raba	95-	121,000	3,50 2,00 3,50	914 CR 911 IF CR 947 EX CR		8931270000	1	STD
Dieselmotor D 2156 HM/HMN/MGN/ MY/MNY/MYN/ HNY/HM 2/ HM 3/ HMN 3/ HM 9/HMN 9	10343	6	141,5/158/ 169 kW (192/215/ 230 PS)	9.192, 9.216, 10.215, 12.192, 12.215, 13.215, 13.230, 15.192, 15.216, 16.816, 16.192, 16.215, 21.215, 22.215, SL 192, SG 192, 12 UE 192, 10 UE 192, 11 UE 192	66-75	121,000	3,50 3,00 3,00 5,50	914 CR 911 FE 930 FE 947 EX CR		8931060000	1	STD
Dieselmotor D 2156 HMXU -036/-038, HMU 11	10349	6	141,5 kW (192 PS)	9.192 H, 12.192 H, 22.192 FN/ FNL, SL 192, SG 192	69-75							
Dieselmotor D 2156 MT/MTN/MTX	10344	6	188,5 kW (256 PS)	13.256 F, 16.256 F, 19.256 F, 22.256 F, 26.256 F, 30.256 F	66-71							
Dieselmotor D 2146 HM	9659	6	156 kW (212 PS)	770 L 1, 780 H, 1070 L 1, 1080 H, 2170 L 1 D, 3100, 3500, 4100, 4500, 4600, 4900, 5200, 10210 TLA, 10210 TL 1, 10212 H, 750, 890	63-72	121,000	3,50 3,00 3,00 5,50	910 CR 911 FE 930 FE 947 EX CR		8931150000	1	STD
Dieselmotor D 2146 M	9659	6	126,5 kW (172 PS)									
Dieselmotor D 2146 M II	9659	6	132 kW (180 PS)									














	ccm											
Dieselmotor D 2356 HM 2/ HM 9/ HM 10/ HMN 2/HMX	10690	6	169,5 kW (230 PS)	10.230 FL, 12.230 H/FL, 13.230 FL, 16.230 FNS, 19.230 DF, 22.230 F, 30.230 F, SG 192, SUE 230, 11 UE 192, 12 UE 192	68-74	123.000	3,50 3,00 3,00 5,50	914 CR 911 FE 930 FE 947 EX CR		8931160000	1	STD
Dieselmotor D 2366		6				123.000	3,50 3,00 4,00	914 CR 911 FE 947 EX CR		8931290000	1	STD
Dieselmotor D 2555 M/ME, MUH, MF, MX Dieselmotor D 2556 M/MX/MXF/MXH/MUH	9199 11100	5 6	123,5/ 141,5 kW (168/192 PS) 147/ 176,5 kW (200/240 PS)	12.168, 13.168, 15.168, 13.192, 15.192, 15.200, 15.240, 16.168, 16.200, 16.240, 19.168, 19.200, 19.240, 22.240, 26.240, 30.240, SD 200, SL 200, SUE 200, SR 240, SUE 240	73-	125.000	3,00 3,00 5,00	914 CR S 911 FE 947 EX CR		8931070000	1	STD
Dieselmotor D 2565 HM/M/ME/MF/MFR/ MR/MUE/ MUH/MUL	9510	5	92-141 kW (125-192 PS)	11.168, 13.168, 13.192, 14.168, 14.192, 15.168, 15.192, 16.168, 16.192, 22.192								
Dieselmotor D 2565 HM/M/ME/MF/MFR/ MR/MUE/ MUH/MUL	9510	5	92-141 kW (125-192 PS)	11.168, 13.168, 13.192, 14.168, 14.192, 15.168, 15.192, 16.168, 16.192, 22.192								
Dieselmotor D 2566 HM/M/ME/MH/MXF/ MF/MUL/MUE/MUH/ MFO/MFOR/MFR/ MUM	11407	6	125-177 kW (170-240 PS)	15.240, 16.240, 19.240, 22.240, 26.240, 30.240, SG 192, SL 200, SD 200, SG 220, SUE 240, SR 240, SUE 240	76-							
Dieselmotor D 2566 HM/M/ME/MH/MXF/ MF/MUL/MUE/MUH/ MFO/MFOR/MFR/ MUM	11407	6	125-177 kW (170-240 PS)	15.240, 16.240, 19.240, 22.240, 26.240, 30.240, SG 192, SL 200, SD 200, SG 220, SUE 240, SR 240, SUE 240	76-							
Dieselmotor G 2566 UH/UM	11412	6	147 kW (200 PS)	Bus-, Industriemotor	76-							
Dieselmotor D 2530 ME/MF/MXF	15945	10	156/196/ 235 kW (212/267/ 320 PS)	16.320, 19.320, 20.320, 22.320, 26.320, 30.320, 32.320, 38.320, DFK-3875, DF-4525, DF-5175	72-81	125.000	3,00 3,00 5,00	910 CR 911 FE 947 EX CR		8931170000	1	STD
Dieselmotor D 2538 M/ME/MF	12756	8	160/188 kW (218/256 PS)	16.256, 19.256, 26.256, 30.256	72-76							
Dieselmotor D 2530 MTE/MTXF	15900	10	223 -294 kW (303 - 400 PS)	16.320, 19.320, 19.360, 22.320, 26.320, 30.320, 32.320, 40.400, Marine-, Industriemotor		125.000	3,00 3,00 3,00 5,00	914 CR S 911 FE 931 FE 947 EX CR		8931180000	1	STD
Dieselmotor D 2538 MT/MTE/MTH	12763	8	178/204/ 235 kW (242/277/ 320 PS)	16.320, 19.320, 26.320, 30.320								



M.A.N.

Globally reliable

	ccm											
Dieselmotor D 2555 M/ME, MUH, MF, MX	9199	5	123,5/ 141,5 kW (168/192 PS)			125.000	3,00	914 CR S		8931190000	1	STD
Dieselmotor D 2556 M/MX/MXF/MXH/MUH	11100	6	147/ 176,5 kW (200/240 PS)	12.168, 13.168, 15.168, 13.192, 15.192, 15.200, 15.240, 16.168, 16.200, 16.240, 19.168, 19.200, 19.240, 22.240, 26.240, 30.240, SD 200, SL 200, SUE 200, SR 240, SUE 240	73-		3,00 3,00 5,00	931 FE 947 EX CR				
Dieselmotor D 2565 HM/M/ME/MF/MFR/ MR/MUE/ MUH/MUL	9510	5	92-141 kW (125-192 PS)	11.168, 13.168, 13.192, 14.168, 14.192, 15.168, 15.192, 16.168, 16.192, 22.192								
Dieselmotor D 2565 HM/M/ME/MF/MFR/ MR/MUE/ MUH/MUL	9510	5	92-141 kW (125-192 PS)	11.168, 13.168, 13.192, 14.168, 14.192, 15.168, 15.192, 16.168, 16.192, 22.192								
Dieselmotor D 2566 HM/M/ME/MH/MXF/ MF/MUL/MUE/MUH/ MFO/MFOR/MFR/ MUM	11407	6	125-177 kW (170-240 PS)	15.240, 16.240, 19.240, 22.240, 26.240, 30.240, SG 192, SL 200, SD 200, SG 220, SUE 240, SR 240, SUE 240	76-							
Dieselmotor D 2566 HM/M/ME/MH/MXF/ MF/MUL/MUE/MUH/ MFO/MFOR/MFR/ MUM	11407	6	125-177 kW (170-240 PS)	15.240, 16.240, 19.240, 22.240, 26.240, 30.240, SG 192, SL 200, SD 200, SG 220, SUE 240, SR 240, SUE 240	76-							
Dieselmotor G 2566 UH/UM	11412	6	147 kW (200 PS)	Bus-, Industriemotor	76-							
Dieselmotor D 2565 MT/MK/MKUL	9510	5	169,5 kW (230 PS)			125.000	3,50	914 CR		8931080000	1	STD
Dieselmotor D 2566 MT/MTE/MLE/ MFT/MTH/MTU/ MTF/MTUM/ MTUE/MK/MUF/ MKUL/MTUH/ LUM/MKF/ MKUH/KUL/ MLUH/MTHO	11407	6	162-235 kW (220-320 PS)	19281 F/FL/FK/FS/ FAS/FAK/U/ UL, 19280 F/FL/ FT/FK/ FS/FAS/ MLUH/ MTHO FAK/DF/DFK/ HF/HAK, 19321, 22280 FNL, 22281 FNL, 22321 UNL, 26280 DF/DFK/ DFS/DFAS, 26281 DHAK/ DHK, 26321DF/DFS/ DFK/DFAS/ DFAK, 30280 VF, 32280 DHAK, 32281 DF/DFS/ DFK/DFAK/ DFAS/ DHK/ SG 220, SG 240, 240 M 10, 240 M 12	76-		3,00 5,00	931 FE 947 EX CR				
Dieselmotor D 2566 UH/BUH	11413	6	147/177 kW (200/ 240,5 PS)		83-							
Dieselmotor D 2540 MT/F/MTE	17426	V10	287-405 kW (390-550 PS)			125.000	3,50	914 CR		8931250000	1	STD
Dieselmotor D 2542 MLE	20190	V12	420-478 kW (571-650 PS)	Marine engine Industrial engine	77-		3,00 3,00 5,00	911 FE 931 FE 947 EX CR				
Dieselmotor D 2542 MTE	20190	V12	311-405 kW (423-550 PS)									
Dieselmotor D 2548 MT/MTF 42283	13940	V8	264 kW (360 PS)									















	ccm											
Dieselmotor D 2676 LF 01, D 2676 LF 12, D 2676 LF 14	12412	6	353 kW (480 PS)	TGA 41.480, TGA 37.480, TGA 35.480, TGA 33.480, TGA 32.480, TGA 26.480, TGA 24.480, TGA 18.480, TGS 41.480, TGS 40.480, TGS 35.480, TGS 33.480, TGS 28.480, TGS 26.480, TGS 21.480, TGS 19.480, TGS 18.480,	01/06-	126.000	4,00 3,00 4,00	914 CKS 911 CR P 947 EX CR	 	8931260000	1	STD
Dieselmotor D 2676 LF 02, D 2676 LF 03, D 2676 LF 14	12412	6	353 kW (480 PS)	TGS 41.480, TGS 40.480, TGS 35.480, TGS 33.480, TGS 28.480, TGS 26.480, TGS 21.480, TGS 19.480, TGS 18.480,	01/06-							
Dieselmotor D 2676 LF 04	12412	6	324 kW (440 PS)	TGA 19.440, TGA 26.440, TGA 27.440, TGA 33.440, TGA 40.440, TGA 41.440, TGS 19.440, TGS 21.440, TGS 26.440, TGS 33.440, TGS 40.440, TGS 41.440,	12/04-							
Dieselmotor D 2676 LF 05, D 2676 LF 07, D 2676 LF 12, D 2676 LF 14	12412	6	353 kW (480 PS)	TGA 18.480, TGA 24.480, TGA 26.480, TGA 32.480, TGA 33.480, TGA 35.480, TGA 37.480, TGA 39.480, TGA 41.480, TGS 18.480, TGS 24.480, TGS 26.480, TGS 28.480, TGS 32.480, TGS 33.480, TGS 35.480, TGS 37.480, TGS 41.480, TGX 18.480, TGX 24.480, TGX 26.480, TGX 28.480, TGX 33.480, TGX 35.480,	02/04-							
Dieselmotor D 2676 LF 06, D 2676 LF 13	12412	6	397 kW (540 PS)	TGX 18.540, TGX 24.540, TGX 26.540, TGX 28.540, TGX 33.540, TGX 35.540, TGX 41.540, TGS 26.540, TGS 28.540, TGS 33.540, TGS 35.540, TGS 37.540, TGS 41.540,	10/07-							
Dieselmotor D 2676 LF 11, D 2676 LF 13	12412	6	397 kW (540 PS)	TGA 24.540	01/06-							
Dieselmotor D 2676 LF 13	12412	6	397 kW (540 PS)	TGA 18.540, TGA 26.540, TGA 28.540, TGA 41.540,	08/06-							
Dieselmotor D 2676 LF 16	12412	6	353 kW (480 PS)	TGX 33.480	10/07-							



M.A.N.

Globally reliable

	ccm											
Dieselmotor D 2840 LE/T, LE 2A	18270	V10		Industriemotor		128,000	3,50 3,00 5,00	914 CR 931 FE 947 EX CR		8931200000	1	STD
Dieselmotor D 2840 LF	18270	V10	350 kW (476 PS)	19.462	07/88-90							
Dieselmotor D 2840 LF	18270	V10	368 kW (500 PS)	19.502	90-							
Dieselmotor D 2840 LF 06 Euro 1	18263	V10	405 kW (550 PS)		92-95							
Dieselmotor D 2840 LF, LXF, LE	18270	V10	338 kW (460 PS)	19.462	87-06/88							
Dieselmotor D 2840 LXE/LYE	18270	V10	603 kW (820 PS)									
Dieselmotor D 2840 LZE		V10		Marine-, Industriemotor	94-							
Dieselmotor D 2840 T	18270	V10	294 kW (400 PS)	19.501								
Dieselmotor D 2842 LXE/LYE	21930	V12	735 kW (1000 PS)	Marine-, Industriemotor	87-90							
Dieselmotor D 2842 LZE	21930	V12		Marine-, Industriemotor	94-							
Dieselmotor D 2842 T, LE 20, LE 21, LF, LXE, MLE	21930	V12	375-559 kW (510-760 PS)	Industriemotor								
Dieselmotor D 2848 LE/T	14618	V8		Industriemotor								
Dieselmotor D 2848 LXE/LYE	14620	V8	500 kW (680 PS)									
Dieselmotor D 2848 LZE		V8		Marine-, Industriemotor	94-							
Dieselmotor D 2865 L/LOH, LU 01/02/03/ 04/06, LF 02/03/04/ 06.10.2015	9972	5	221 kW (300 PS)									
Dieselmotor D 2865 LF 09/21 Euro 2	9975	5	213/250 kW (290/340 PS)	19.343 FLT								
Dieselmotor D 2866 F/FG/ FR/OH/UH/UM	11967	6	176 kW (239 PS)	200, 202, 240, 242, Industriemotor	93-							
Dieselmotor D 2866 KOH, KUH, KU, KUL, KFZ, LF, LFZ, LFZR, LOCH, LU, LUL, TUH, TUM, K, KF, LUH, LXF	11967	6	215/243/ 265 kW (292/330/ 360 PS)	19.361, 19.332 F, 19.361 FLS, 19.362 F, 19.291, 19.292, 19.331, 22.330, 22.331, 22.332, 22.360, 22.361, 22.362, 24.362, 26.281, 26.291, 26.331, 26.361, 32.331, 32.361, 33.361, 34.291, 34.331, 280, 290, 292, 322, 332, 362, 363	83-							
Dieselmotor D 2866 LF 01/02/03/ 05/ 06/07/09/15, LU 01/03/04, D 2866 KF 09/LXE, LE 06109, LH 02, LXUH, LXOH, LXFG, LX, LFG, LXF, RXF	11967	6	198-324 kW (269-440 PS)	19.422, 19.361 FLS, 19.362 F/FS, 24.362, 25.362, Marine-, Industrial engine	87-							
Dieselmotor D 2866 LF 14/16/ 20/Euro 2	11970	6	294/309 kW (400/420 PS)	F 2000								
Dieselmotor D 2866 TOH	11967	6	215 kW (292 PS)	Bus								
Dieselmotor D 2840 MF/ MFR/MH/ME	18270	V10	245/261/ 268 kW (333/355/ 364 PS)	26.365, 32.365, 40.365		128,000	3,50 3,00 5,50	914 CR 931 FE 947 EX CR		8931220000	1	STD
Dieselmotor D 2842 ME	21930	V12	275/315/ 323/338 kW (374/428/ 439/460 PS)	Marine-, Industriemotor	80-							
Dieselmotor D 2848 M/MH/TF	14618	V8	206 kW (280 PS)									
Dieselmotor D 2858 M, X 090	15450	V8	223,5 kW (304 PS)	13.304 DFS, 16.304 FN/FNS/ G/N, 19.304 DF/ DFS/G/N, 22.304 DFSA, 25.304, 26.304, 30.304	69-73	128,000	3,50 3,00 3,00 5,50	914 CR 911 FE 931 FE 947 EX CR		8931300000	1	STD
Dieselmotor D 2858 MT	15442	V8	250 kW (340 PS)	Industriemotor								
Dieselmotor D2876 LUH 01, 02	12816	6	294 kW 400 PS	Stationary engine		128,000	3,50 3,00 4,00	910 CR 931 P 947 EX NIT S		8931340000	1	STD
Dieselmotor E 2866 DUH 1, 2, 3, 4, 5	11970	6	228 kW 310 PS	Stationary engine - Gas engine								
Dieselmotor G 2866 LUH 1, DUH	11967	6	122-344kW 166-468PS			128,000	3,50 3,00 5,00	910 CR 931 P 947 EX CR		8931350000	1	STD

	ccm											
Dieselmotor D 2840 LF 20 Euro 2	18273	V10	441 kW (603 PS)	19.603,00, 26.603 FNL	96-	128,000	4,00	914 IF CR		8931310000	1	STD
Dieselmotor D 2842	21930	6	446 - 587 kW 607 - 798 PS	Stationary engine	00 -		3,00 4,00	931 FE 947 EX CR				
Dieselmotor D 2876	12816	6	294 - 338 kW 400 - 460 PS	F 2000, 19.462, 19.463	95 -							
Dieselmotor D2866	11967	6	191 - 309 kW 260 - 420 PS	26.414, F 2000, NG 312, NG 313, NL 313, NUE 353, R 313, R 353, UEL 313	95 -							
Gasmotor E 3042 D1, E 3042 E, E 3042 LN				Stationary engine Gas		130,000	3,00 3,00 4,00	916 NIT S 911 IW U CR 947 EX CR P		8931370000	1	STD



siehe / see / voir KHD



auf Anfrage / acc. request /
sur demande



MASSEY-FERGUSON

Globally reliable



siehe / see / voir Perkins























	ccm												
B1 Gasoline	987	4					68,000	1,20 1,50 3,00	910 CR S 931 FE 777 CR S	 	7985040000 2500 5000	4	STD 0,25 0,50
PB Gasoline	987	4		FPB SP A55V BP A55 BPB55			68,000	2,00 2,00 4,00	911 TEF 931 FE 777 CR S	 	7985030000 2500 5000	4	STD 0,25 0,50
323 6CV E1 Gasoline	1100	4					70,000	1,50 1,50 4,00	910 CR 911 FE 777 CR S	 	7985090000 2500 5000	4	STD 0,25 0,50
TB Gasoline	1139	4					70,000	2,00 2,00 4,00	911 TEF 931 FE 777 CR S	 	7985070000 2500 5000	4	STD 0,25 0,50
PC Gasoline	985	4		Familia Presto			70,000	2,00 2,00 4,00	910 TEF 931 FE 947 EX TEF	 	7985080000 2500 5000	4	STD 0,25 0,50
TA Gasoline	1200	4		D1100 DTA81,P,V			70,000	2,50 2,50 4,00	911 CR 931 FE 947 CR	 	7985060000 2500 5000	4	STD 0,25 0,50
B3 Gasoline	1300	4					71,000	1,20 1,50 3,00	910 CR S 931 FE 777 CR S	 	7985130000 2500 5000	4	STD 0,25 0,50
TC Gasoline	1272	4		BS7C BTA67			73,000	1,50 1,50 4,00	910 CR 911 FE 777 CR S	 	7985120000 2500 5000	4	STD 0,25 0,50
Motor ZJ-VEN	1348	4		Demio			74,000	1,00 1,00 2,00	910 IF CR S 931 FE S 777 NIT S	 	7985110000 5000	4	STD 0,50
JF Gasoline		6					74,000	1,50 1,50 4,00	910 CR S 931 FE 777 CR S	 	7985400000 2500 5000	6	STD 0,25 0,50
K8 Gasoline	1845	6		MX-3			75,000	1,50 1,50 3,00	910 CR S 931 FE 777 NIT S	 	7985410000 2500 5000	6	STD 0,25 0,50
Z5 Gasoline	1489	4		Protege			75,300	1,00 1,20 2,50	910 CR S 931 FE 777 NIT S	 	7985390000 2500 5000	4	STD 0,25 0,50
E3 E5 Gasoline	1296	4		323GLC BD1031			77,000	1,20 1,50 4,00	910 CR S 931 CR 777 CR S	 	7985170000 2500 5000	4	STD 0,25 0,50
UC Gasoline	1415	4					77,000	1,50 1,50 4,00	910 CR S 911 FE 777 CR S	 	7985160000 2500 5000	4	STD 0,25 0,50
E3 E5 Gasoline	1296	4		323GLC BD1031			77,000	1,50 2,00 4,00	910 NIT S 931 P 777 CR S	 	7985180000	4	STD
Motor ZY-VE	1496	4		Axela, Demio			78,000	1,20 1,20 2,50	910 CR S IF 931 FE 777 CR S	 	7985500000	4	STD
NA (new) Gasoline	1796	4		Luce 1800			78,000	1,20 1,50 4,00	910 CR P S 931 P 777 CR S	 	7985220000	4	STD
ZL Gasoline	1597	4		Protege			78,000	1,20 1,50 3,00	910 CR S 931 FE 777 CR S	 	7985420000 2500 5000	4	STD 0,25 0,50
VB NA Gasoline	1796	4		Luce 626 Capella			78,000	1,50 1,50 4,00	911 CR P S 931 P 777 CR S	 	7985200000	4	STD
B6 Gasoline	1597	4					78,000	1,50 1,50 3,00	910 CR S IF 931 P 777 NIT S	 	7985320000 5000 1000	4	STD 0,50 1,00
B6 Gasoline	1597	4		Familia Capella Van			78,000	1,50 1,50 4,00	910 NIT S 931 FE 777 NIT S	 	7985330000 2500 5000	4	STD 0,25 0,50
NA Gasoline	1586	4		Luce			78,000	1,50 2,00 4,00	910 NIT S 931 FE 777 NIT S	 	7985230000 2500 5000	4	STD 0,25 0,50
PN Diesel	1720	4		Familia Diesel			78,000	2,00 1,50 3,00	910 NIT S 911 IF CR 947 EX NIT S	 	7986510000 2500 5000	4	STD 0,25 0,50
MA (new) VC (new) Gasoline	1970	4		Luce 929 Capella 626			80,000	1,20 1,50 4,00	910 CR 931 P 777 CR S	 	7985250000	4	STD
MA VB Gasoline	2000	4		B2000 626 Cosmo Luce			80,000	1,50 2,00 4,00	910 CR S 931 FE 777 CR S	 	7985260000 2500 5000	4	STD 0,25 0,50
Motor VC	1769	4		Luce Van, Deluxe 1800 LA2VV, Cosmo			80,000	2,00 2,00	910 CR 931 FE 777 CR S	 	7985490000 5000	4	STD 0,50



MAZDA

Globally reliable

	ccm											
F6-G Gasoline	1587	4		Capella		81,000	1,50 1,50 4,00	910 CR S 931 FE 777 NIT S		7985270000 2500 5000	4	STD 0,25 0,50
FS / FP Gasoline	1800	4				83,000	1,20 1,50 3,00	910 IF CR S 931 FE 777 CR S		7985380000 2500 5000	4	STD 0,25 0,50
BP Gasoline	1800	4		Familia		83,000	1,50 1,50 3,00	910 IF CR S 931 FE 777 NIT S		7985360000 2500 5000	4	STD 0,25 0,50
KL Gasoline	2507	6		MX6 626		84,500	1,50 1,50 3,00	910 CR S 931 FE 777 CR S		7985440000 2500 5000	6	STD 0,25 0,50
F8 Gasoline	1789	4		Capella		86,000	1,50 1,50 4,00	910 CR S 931 FE 777 CR S		7985290000 2500 5000	4	STD 0,25 0,50
FE Gasoline	1998	4		Luce, Cosmo Luce Eunos 300								
Dieselmotor SH-VPTS	2118	4		CX-5, Atenza		86,000	2,00 1,50 2,00	910 IF NIT S 911 IF CR S 947 EX NIT S		7985000000 5000	4	STD 0,50
Dieselmotor R2D	2184	4				86,000	2,00 2,00 3,00	913 NIT S 911 IW CR P 947 EX NIT S		7985010000 5000	4	STD 0,50
R2 Diesel	2184	4		Bongo Brawny		86,000	2,00 2,00 4,00	910 CR IF P 911 IW P 947 EX CR IN		7986000000	4	STD
RFX Diesel	2000	4		Capella		86,000	2,00 2,00 4,00	913 IFU CR S 911 IW CR 947 EX NIT S		7986010000 2500 5000	4	STD 0,25 0,50
R2 Diesel	2184	4		Bongo Van Truck		86,000	2,00 2,00 4,00	910 CR NIT S 911 IW CR P 947 EX NIT S		7986500000	4	STD
R2 Diesel	2184	4				86,000	2,00 2,00 4,00	910 IF CR S 911 IW FE 947 EX NIT S		7986540000 2500 5000	4	STD 0,25 0,50
R2 Diesel	2184	4		Bongo		86,000	2,00 2,00 3,00	910 IF CR S 911 IW CR 947 EX NIT S		7986560000 2500 5000	4	STD 0,25 0,50
RFX Diesel	2000	4		Capella		86,000	2,00 2,00 3,00	913 CR S 911 IW CR P 947 EX NIT S		7986570000 2500 5000	4	STD 0,25 0,50
Motor L3-VE	2261	4	122 kW 166 PS	Atenza, MPV, Mazda3, 5, 6 B2300, Tribute, Axela, Premacy		87,500	1,20 1,20 2,50	910 NIT S IF 931 FE 777 NIT S		7985510000	4	STD
Motor LF-VE	1998	4	110 kW 150 PS	Atenza, Axela, Mazda3, 5, 6 Premacy, MX5 Ford Eco-Sport		87,500	1,20 1,20 2,50	910 CR S 931 FE 777 CR S		7985520000	4	STD
S2 XA (new) Diesel	2209	4		Luce 929 Bongo		88,900	2,38 2,38 4,74	910 CR P 911 IW P 947 EX CR IN		7986020000	4	STD
U Gasoline	3000	6		B3000		89,000	1,50 1,50 4,00	910 CR S 931 FE 777 CR S		7985450000 2500 5000	6	STD 0,25 0,50
JE Gasoline	3000	6		MPV Center		90,000	1,50 1,50 4,00	910 CR S 931 FE 777 NIT S		7985370000 2500 5000	6	STD 0,25 0,50
G6 Gasoline	2605	4		MPV		92,000	1,50 1,50 4,00	910 IF CR S 931 FE 777 CR S		7985460000 2500 5000	4	STD 0,25 0,50
ZB XB EZA Diesel	4052	6		EZB T4100		92,030	2,38 2,38 4,74	910 CR S 911 IW CR 947 EX NIT S		7986070000	6	STD
Dieselmotor WL (2.5L)	2499	4		BT-50		93,000	2,00 1,50 2,00	910 IF NIT S 911 CR P 947 EX NIT S		7985020000 5000	4	STD 0,50
Dieselmotor J15A WL-T	2499	4		Freda Bongo Titan		93,000	2,50 2,00 3,00	910 NIT S IF 911 IW CR P 947 EX NIT S		7986520000 2500 5000	4	STD 0,25 0,50
Dieselmotor W9	2900	4		B 2900		95,000	2,50 2,00 3,00	910 CR IF P 911 IW CR P 947 EX CR P		7986610000	4	STD
HA Diesel	2977	4		Titan Trader E3000 WE WOF1		95,030	2,38 2,38 4,74	910 CR S 911 IW FE 947 EX NIT S		7986600000	4	STD
Motor A	2298	4		B2300		96,000	1,50 1,50 4,00	910 CR P 931 P 777 CR S		7985140000 5000	4	STD 0,50

	ccm											
A Gasoline	2300	4		B2300		96,000	1,50 1,50 4,00	910 CR 931 FE 777 CR S		7985470000	4	STD
C Gasoline	2500	4		B2500		96,000	1,50 1,50 3,00	910 CR 931 FE 777 CR S		7985480000	4	STD
Dieselmotor WE(3.0L)	2953	4		BT-50		96,000	2,00 1,50 2,00	910 NIT S 911 NIT S 947 EX NIT S		7985050000 5000	4	STD 0,50
Dieselmotor VS		4				98,000	2,50 2,00 3,00	910 IF CR 911 IW CR 947 EX NIT S		7986670000 5000 1000	4	STD 0,50 1,00
SL Diesel	3500	4		Trader		100,000	2,50 2,00 4,50	913 CR 911 IW CR 947 EX NIT S		7986090000	4	STD
SL Diesel	3455	4		Titan Truck Titan Dump		100,000	2,50 2,00 4,50	910 CR S 911 IW CR P 947 EX NIT S		7986110000	4	STD
G6 Diesel XS Gasoline	4016	6		B 4000		100,400	1,60 1,75 3,50	910 CR 931 FE 777 CR S		7986640000	6	STD
XC ZC Diesel		4		Boxer		101,055	2,38 2,38 4,74	910 TEF 910 IW TEF 947 EX TEF		7986120000	2	STD
TF Diesel	4000	4		Titan		105,510	2,50 2,00 4,50	910 CR 911 IW CR 947 EX CR		7986130000	4	STD
TF70 J35L Diesel	4000	4		Titan		105,510	2,50 2,00 3,00	910 CR S 911 IW CR 947 EX NIT S		7986650000	4	STD
TM Diesel		4				109,000	3,00 2,00 3,00	913 NIT S 911 IW CR 947 EX NIT S		7986660000	4	STD



Globally reliable

MCC - SMART



siehe / see / voir
Daimler - Mercedes-Benz



siehe / see / voir
Daimler - Mercedes-Benz







































MINI

Globally reliable



siehe / see / avoir B M W

	ccm										
Motor 3G83		3				65,000	1,20 1,20 2,80	910 CR S 911 FE 777 CR S		7987750000 5000 1000	3 STD 0,50 1,00
2G22 Gasoline	471	2		Minica		65,000	1,50 1,50 2,50	910 CR 911 FE 777 CR S		7987530000 2500 5000	2 STD 0,25 0,50
3G-82 Gasoline		3				65,000	1,50 1,50 2,80	910 NIT S 911 CR 777 CR S		7987540000 2500 5000	3 STD 0,25 0,50
4G-82 Gasoline		4				65,000	1,50 1,50 2,80	910 NIT S 911 CR 777 CR S		7987550000 2500 5000	4 STD 0,25 0,50
Motor	1094	4		Pajero Toppo		66,000	1,00 1,20 2,50	910 CR S 911 FE 777 CR S		7987760000 5000 1000	4 STD 0,50 1,00
FT3 Gasoline		4				66,000	1,50 1,50 2,80	910 CR S 911 CR 777 NIT S		7990350000 2500 5000	4 STD 0,25 0,50
4G11-EC Gasoline		4				68,200	1,50 1,50 4,00	910 NIT S 911 FE 777 NIT S		7987560000 2500 5000	4 STD 0,25 0,50
4G-11 Gasoline	1244	4		Mirage Lancer Dodge Colt		69,500	1,50 1,50 4,00	910 CR 931 FE 777 CR S		7987040000 2500 5000	4 STD 0,25 0,50
2G23 Gasoline	550	2		Minica 55 Mini Cab Wide 55		70,000	1,50 1,50 2,50	910 CR 911 FE 777 CR S		7987050000 2500 5000	2 STD 0,25 0,50
4G13 Gasoline	1298	4		Mirage		71,000	1,20 1,50 3,00	910 NIT S 911 FE 777 NIT S		7987390000 2500 5000	4 STD 0,25 0,50
4G13 Gasoline	1298	4				71,000	1,20 1,50 3,00	910 CR S 911 FE 777 CR S		7987580000 2500 5000	4 STD 0,25 0,50
Motor 4G13	1298	4		Mirage Lancer		71,000	1,20 1,50 2,80	910 NIT S 911 FE 777 CR S		7987770000 5000 1000	4 STD 0,50 1,00
4G13 Gasoline	1298	4		Mirage Lancer		71,000	1,50 1,50 4,00	910 NIT S 911 FE 777 NIT S		7987080000 2500 5000	4 STD 0,25 0,50
4G36EC Gasoline		4				71,800	1,50 1,50 4,00	910 CR 911 FE 777 CR S		7987590000 2500 5000	4 STD 0,25 0,50
4G17 Gasoline		4				72,200	1,20 1,50 3,00	910 NIT S 911 FE 777 NIT S		7987600000 2500 5000	4 STD 0,25 0,50
4G33 4G36 Gasoline	1238	4		Pony		73,000	1,50 1,50 4,00	910 CR 911 FE 777 CR S		7987110000 2500 5000	4 STD 0,25 0,50
4G33 (neu) Gasoline	1439	4		Lancer, Celeste Delica Fork Lift		73,000	1,50 1,50 4,00	910 NIT S 911 FE 777 NIT S		7987120000 2500 5000	4 STD 0,25 0,50
4G-12 Gasoline	1410	4		Lancer, Celeste Mirage Plymouth Champ		74,000	1,50 1,50 4,00	910 CR 911 FE 777 CR S		7987130000 2500 5000	4 STD 0,25 0,50
4G31B Gasoline	1499	4				74,500	1,50 1,50 4,00	910 CR S 911 FE 777 CR S		7987610000 2500 5000	4 STD 0,25 0,50
6G71 Gasoline	1998	6		Debonaire Sila		74,700	1,50 1,50 4,00	910 CR S 911 FE 777 CR S		7987620000 2500 5000	6 STD 0,25 0,50
Motor 4A92	1590	4	85 kW (116 PS)	ASX 1.6, LANCER 1.6	05/10-	75,000	1,00 1,20 2,00	910 NIT S 931 P 777 NIT S		7987070000	4 STD
Motor 3A91 from 01.01.2005 till 30.06.2010	1124	3	55 kW (75 PS)	COLT VI (Z3_A, Z2_A) 1.1	10/04-06/12	75,000	1,20 0,80 2,00	910 NIT S 911 P 777 NIT S		8912660000	1 STD
Motor 4A90 from 01.04.2004 till 30.06.2010	1332	4	70 kW (95 PS)	COLT VI (Z3_A, Z2_A) 1.3	06/04-06/12						
4G15 Gasoline	1468	4				75,500	1,20 1,20 2,80	910 NIT S 911 FE 777 CR S		7987640000 2500 5000	4 STD 0,25 0,50
4G15 Gasoline	1498	4		Mirage Libero Cago		75,500	1,20 1,50 3,00	910 NIT S 911 FE 777 NIT S		7987400000 2500 5000	4 STD 0,25 0,50
4G15 Gasoline	1468	4				75,500	1,20 1,50 3,00	910 CR S 911 FE 777 CR S		7987630000 2500 5000	4 STD 0,25 0,50



MITSUBISHI

Globally reliable

	ccm											
4G15 Gasoline	1468	4		Mirage Lancer		75,500	1,50 1,50 4,00	910 NIT S 911 P 777 NIT S		7987160000	4	STD
4G18P Gasoli4G		4				76,000	1,20 1,20 2,50	910 NIT S 931 FE 777 NIT S		7987660000 2500 5000	4	STD 0,25 0,50
4G18 Gasoline		4				76,000	1,20 1,50 2,80	910 NIT S 931 FE 777 NIT S		7987650000 2500 5000	4	STD 0,25 0,50
2G24 Gasoline	548	2		Minica		76,000	1,50 1,50 2,50	910 CR S 911 CR 777 CR S		7987170000 2500 5000	2	STD 0,25 0,50
4G32B Gasoline	1597	4		Galant Chariot Tredia		76,900	1,50 1,50 4,00	910 CR S 911 FE 777 CR S		7987210000 2500 5000	4	STD 0,25 0,50
4G32 Gasoline	1597	4		Colt, Galant Z, Sapporo Lancer, Celeste Mirage Delica (70-)		76,900	2,00 2,00 4,00	910 CR P 911 P 777 CR S		7987200000	4	STD
2G25 Gasoline	660	2		Minica		78,000	1,50 1,50 2,50	910 CR S 911 CR 777 CR S		7987410000 2500 5000	2	STD 0,25 0,50
Motor 4G91	1496	4		Mirage		78,400	1,20 1,20 2,80	910 CR S 911 FE 777 CR S		7987020000	4	STD
Motor 6A12	1998	6		Eterna Galant Diamante Proton Perdana		78,400	1,20 1,20 2,80	910 CR S 911 FE 777 CR S		7987780000 5000 1000	6	STD 0,50 1,00
G62B Gasoline	1795	4		Tredia Cordia Delica stare		80,600	1,50 1,50 4,00	910 CR S 911 FE 777 CR S		7987230000 2500 5000	4	STD 0,25 0,50
4G62 Gasoline	1795	4		Galant Sapporo Lancer		80,600	2,00 2,00 4,00	910 CR 911 FE 777 CR S		7987240000 2500 5000	4	STD 0,25 0,50
4G92 Gasoline	1597	4		Lancer		81,000	1,20 1,20 2,80	910 NIT S 911 CR 777 NIT S		7987420000 2500 5000	4	STD 0,25 0,50
4G93 Gasoline	1834	4		Galant		81,000	1,20 1,20 2,80	910 CR S 911 FE 777 CR S		7987680000 2500 5000	4	STD 0,25 0,50
Dieselmotor BKD	1968	4	103 kW (140 PS)	LANCER SPORTBACK (CX_A) 2.0 DI-D	01/08-	81,000	1,75 2,00 3,00	910 CKS 911 IF U P 947 EX CR		8950130000 5000	1	STD 0,50
4G51 Gasoline	1850	4				81,000	2,00 2,00 4,00	910 CR SN 911 CR 777 CR S		7987250000 2500 5000	4	STD 0,25 0,50
Motor 4G94-54	1999	4	92 - 106,65 kW 125 - 145 PS	Lancer Galant GDI		81,500	1,20 1,20 2,50	910 NIT S IF 931 P 777 CR S		7987010000 5000	4	STD 0,50
4G67 Gasoline	1836	4		Galant Z Eterna Eterna SA V A		81,500	1,20 1,50 3,00	910 CR S 911 CR 777 NIT S		7987430000 2500 5000	4	STD 0,25 0,50
4G61 Gasoline	1595	4		Mirage Lancer		82,300	1,20 1,50 3,00	910 NIT S 911 CR 777 NIT S		7987440000 2500 5000	4	STD 0,25 0,50
4D68NA Diesel	1998	4		Galant Proton		82,700	2,00 2,00 3,00	913 CR S 931 CR 947 EX NIT S		7988580000 2500 5000	4	STD 0,25 0,50
Dieselmotor 4D86T						82,700	2,00 2,00 3,00	913 IFU NIT S 917 CR P 947 EX NIT S		7989060000	4	STD
Motor 6G73	2497	6		Sigma 25V, Diamant, GALANT V 2.5 V6-24 4WD (E88A)	11/92-08/96	83,500	1,20 1,50 3,00	910 CR S 911 P 777 CR S		7987030000 5000	6	STD 0,50
Dieselmotor 4DQ5	2084	4		Canter Fork Lift FD15		84,000	2,50 2,00 4,00	910 CR P 911 FE 947 EX CR P		7988010000	4	STD
Dieselmotor 4DQ5	2084	4		Canter		84,000	2,50 2,00 4,00	913 CR P 911 IW FE 947 EX CR P		7988020000	4	STD
Motor DZL		4		Savrin		85,000	1,20 1,20 2,00	910 IF NIT S 931 FE 777 CR S		7987790000 5000 1000	4	STD 0,50 1,00
4G63 Gasoline	1997	4		Lancer Eclipse Chariot RVR		85,000	1,20 1,50 3,00	910 NIT S 931 ES CR 777 NIT S		7987450000 2500 5000	4	STD 0,25 0,50

	ccm										
4G63K Gasoline	1997	4		Galant Z Eterna Eterna SA V A Chariot		85,000	1,20 1,50 3,00	910 IF NIT S 931 CR 777 NIT S		7987460000 2500 5000	4 STD 0,25 0,50
4G63 Gasoline	1997	4		Galant		85,000	1,20 1,50 2,80	910 IF NIT S 931 CR 777 NIT S		7987520000 2500 5000	4 STD 0,25 0,50
G63B G63B T/C Gasoline	1997	4		für bleifreies Benzin Galant Z Chariot Paiero		85,000	1,50 1,50 4,00	910 CR S 911 FE 777 CR S		7987310000 2500 5000	4 STD 0,25 0,50
G63B Gasoline	1997	4		Galant Z Starion		85,000	1,50 1,50 4,00	910 CR S 911 CR 777 CR S		7987330000 2500 5000	4 STD 0,25 0,50
4G63 Gasoline	1997	4		Galant Z Sapporo A163, A164		85,000	2,00 2,00 4,00	910 CR 911 FE 777 CR S		7987280000 2500 5000	4 STD 0,25 0,50
4G64K Gasoline	2350	4		Delica Wagon		86,500	1,20 1,50 3,00	910 IF CR S 931 FE 777 CR S		7987470000 2500 5000	4 STD 0,25 0,50
4G64 Gasoline	2350	4		Galant		86,500	1,20 1,50 2,80	910 IF CR S 931 FE 777 CR S		7987700000 2500 5000	4 STD 0,25 0,50
G64B Gasoline	2400	4				86,500	1,50 1,50 4,00	910 CR S 931 ES FE 777 CR S		7987340000 2500 5000	4 STD 0,25 0,50
4G64 Gasoline	2350	4		für verbleites Benzin		86,500	1,50 1,50 4,00	910 NIT S 931 ES FE 777 NIT S		7987350000 2500 5000	4 STD 0,25 0,50
Motor 4G69S	2378	4		Lancer, Air Treck, Galant, Eclipse		87,000	1,20 1,20 2,00	910 IF NIT S 931 FE 777 NIT S		7987060000 5000	4 STD 0,50
420A Gasoline	1997	4		Eclipse		87,500	1,20 1,20 3,00	910 CR S 911 FE 777 CR S		7987710000 2500 5000	4 STD 0,25 0,50
6G72	2952	V-6		Galant Pajero		91,100	1,20 1,50 3,00	910 CR S 911 CR 777 CR S		7987490000 2500 5000	6 STD 0,25 0,50
4G54T Gasoline	2555	4		Starion		91,100	1,50 1,50 4,00	910 NIT S 911 CR 777 NIT S		7987380000 2500 5000	4 STD 0,25 0,50
6G72 Gasoline	2555	V-6				91,100	1,50 1,50 4,00	910 CR S 911 CR 777 CR S		7987480000 5000	6 STD 0,50
4G54B Gasoline	2555	4		Jeep Debonair Galant Z Sapporo Dodge Challenger		91,100	2,00 2,00 4,00	910 CR 911 CR 777 CR S		7987370000 2500 5000	4 STD 0,25 0,50
Dieselmotor 4D56T	2476	4	62-98 kW (84-133 PS)	Strada, Delica Wagon, Space Gear, Challenger		91,100	2,50 2,00 3,00	913 NIT S 913 CR P 947 EX NIT S		7987000000 5000	4 STD 0,50
4D55 Diesel	2346	4		Galant		91,100	2,50 2,00 4,00	910 CR S 911 CR P 947 EX NIT S		7988060000 5000 7500 1000	4 STD 0,50 0,75 1,00
4D55T Diesel	2346	4		Galant		91,100	2,50 2,00 4,00	913 CR S 913 CR 947 EX CR		7988070000 2500 5000	4 STD 0,25 0,50
4DR52T-1 Diesel	2659	4				92,000	2,35 2,00 4,00	914 CR S 911 IW CR 947 EX NIT S		7988600000 2500 5000	4 STD 0,25 0,50
4DR5 Diesel	2659	4		Canter Jeep Rosa		92,000	2,50 2,00 2,00 4,50	913 TEF 911 FE 911 FE 947 EX TEF		7988080000 2500 5000	4 STD 0,25 0,50
6DR5 Diesel	3983	6		Rosa T44 T44B Fork Lift FD60		92,000	2,50 2,00 2,00 4,50	913 TEF 911 FE 911 FE 947 EX TEF		7988090000 2500 5000	6 STD 0,25 0,50
4DR5 Diesel	2659	4		Canter Jeep Rosa		92,000	2,50 2,00 2,00 4,50	913 CR S 911 FE 911 FE 947 EX NIT S		7988590000 2500 5000	4 STD 0,25 0,50
6G74 Gasoline	3500	6		Debonair		93,000	1,50 1,50 3,00	910 IF CR S 931 ES FE 777 CR S		7987740000 2500 5000	6 STD 0,25 0,50



MITSUBISHI

Globally reliable

	ccm										
Dieselmotor S4E	2609	4		Fork Lift		94,000	2,50 2,00 4,50	913 CR 911 FE 947 EX CR		7987800000 5000 1000	4 STD 0,50 1,00
Motor 6G75	3800	6				95,000	1,20 1,20 2,00	910 IF NIT S 931 FE 777 CR S		7987830000	6 STD
Dieselmotor 4M40-TC	2835	4		Pajero		95,000	2,31 2,00 3,00	914 CR S 911 IW CR 947 EX NIT S		7987820000 5000 1000	4 STD 0,50 1,00
4M40 Diesel	2835	4		Pajero		95,000	2,31 2,00 4,00	914 CR S 911 IW CR 947 EX NIT S		7988550000 2500 5000	4 STD 0,25 0,50
Dieselmotor 4M40-NA		4		Canter Pajero		95,000	2,35 2,00 4,00	914 CR S 911 IW CR 947 EX CR S		7987810000 5000 1000	4 STD 0,50 1,00
4DR7 4M40-NA Diesel	2835	4				95,000	2,35 2,00 4,00	914 CR S 911 IW CR 947 EX CR S		7988610000 2500 5000	4 STD 0,25 0,50
6DS1 Diesel	4678	6		Truck Bus MR620		95,000	2,50 2,00 2,00 4,50	910 4CR 911 IW CR 911 FE 947 EX CR		7988100000 2500 5000	6 STD 0,25 0,50
6DS3 Diesel	5103	6		T652B B622		95,000	3,00 2,00 4,50	913 CR 911 IW CR 947 EX CR		7988110000 2500 5000	6 STD 0,25 0,50
6DS5 Diesel	4974	6		Truck T630 T651 Bus B620B B620E B620BE Tractor T651ZR		98,000	3,00 2,00 2,00 5,00	910 4CR 911 IW CR 911 FE 947 EX CR		7988120000	6 STD
6DS7 Diesel	5430	6		Truck T... Tractor T653ZR Bus B623B B623E		98,000	3,00 2,00 5,00	913 CR 911 IW CR 947 EX CR		7988130000	6 STD
Dieselmotor 4M41-T1						98,500	2,35 1,50 3,00	914 CR S 911 IF NIT S 947 EX NIT S		7989070000	4 STD
4D30 Diesel	3298	4		Truck FE111-121-211 Bus BE211 Rosa		100,000	3,00 2,00 5,00	913 CR 911 IW CR 947 EX CR		7988140000	4 STD
4D31T Diesel	3567	4				100,000	3,00 2,00 4,00	913 CR 911 IW CR 947 EX CR S		7988370000	4 STD
6D31T Diesel	4948	6				100,000	3,00 2,00 4,00	913 CR S 911 IW CR 947 EX NIT S		7988380000	6 STD
4D30 Diesel	3298	4		Truck FE111-121-211 Bus BE211 Rosa		100,000	3,00 2,00 5,00	913 CR S 911 IW CR 947 EX NIT S		7988620000	4 STD
4D31T Diesel	3567	4				100,000	3,00 2,00 4,00	913 CR S 911 IW CR 947 EX NIT S		7988630000	4 STD
4D30 Diesel	3298	4		Truck FE111-121-211 Bus BE211 Rosa		100,000	3,00 2,00 5,00	913 CR S 911 IW CR 947 EX CR		7988650000	4 STD
6D31 Diesel	4948	6				100,000	3,00 2,00 5,00	913 CR 911 IW CR 947 EX CR		7988660000	6 STD
S6KT Diesel	6380	6				102,000	3,00 2,00 4,00	913 CR S 913 CR 947 EX NIT S		7988560000	6 STD
4D34T Diesel	3907	4				104,000	2,81 2,00 4,00	914 CR 911 IW CR 947 EX CR S		7988390000	4 STD
4D34T Diesel	3907	4				104,000	2,81 2,00 4,00	914 CR S 911 IW CR 947 EX NIT S		7988670000	4 STD
Dieselmotor 4D34	3907			Truck FE439		104,000	3,00 2,00 4,00	910 CR P 911 IW P 947 EX CR S		7988030000	4 STD
4D32 Diesel	3567	4		Canter		104,000	3,00 2,00 4,00	913 4CR 911 IW CR 947 EX CR S		7988400000	4 STD
4D32 Diesel	3567	4		Canter		104,000	3,00 2,00 4,00	913 CR S 911 IW CR 947 EX NIT S		7988680000	4 STD

























	ccm											
6D10 6D11 Diesel	5974	6		Truck T654B T654ZR FK10-3 KK103 Bus MK103H MM504		105,000	3,00 2,00 5,00	913 CR 911 IW CR 947 EX CR		7988150000	6	STD
4D33 Diesel	4214	4		Canter		108,000	3,00 2,00 4,00	910 CR S 911 IW CR 947 EX NIT S		7988690000	4	STD
6D14T Diesel	6557	6		Bus MK115-115H MM115-515		110,000	2,81 2,50 4,00	914 CR S 911 IW CR 947 EX NIT S		7988740000	6	STD
6D14 Diesel	6557	6				110,000	3,00 2,00 5,00	913 CR 911 IW CR 947 EX CR		7988720000	6	STD
6D14 Diesel	6557	6		Truck FK115 - 115H - 115J - 115K-115DK T656ZR FM215 Bus MK115- 115H MM115C		110,000	3,00 2,50 5,00	913 CR 911 IW CR 947 EX CR		7988200000	6	STD
6D14 Diesel	6557	6				110,000	3,00 2,50 4,00	910 CR 911 IW CR 947 EX CR S		7988420000	6	STD
6D14 Diesel	6557	6		Truck FK115 - 115H - 115J - 115K-115DK T656ZR FM215 Bus MK115- 115H MM115C		110,000	3,00 2,50 5,00	913 CR S 911 IW CR 947 EX CR S		7988700000	6	STD
6D14 Diesel	6557	6				110,000	3,00 2,50 4,00	910 CR S 911 IW CR 947 EX NIT S		7988710000	6	STD
4D35 Diesel	4561	4				110,000	3,00 2,50 4,00	910 CR S 911 IW CR 947 EX NIT S		7988730000	4	STD
6DB Diesel	8550	6		Truck Bus		110,000	3,50 2,50 2,50 5,00	910 4CR 911 IW CR 931 B FE 947 EX CR		7988180000	6	STD
8DB Diesel	11404	8		Bus R820 R870 AR820 MR870 MAR870		110,000	3,50 2,50 2,50 5,00	910 4CR 911 IW CR 931 B FE 947 EX CR		7988190000	8	STD
6D15T Diesel	6919	6		Truck FM116 - 216 FM316 M116 - 516		113,000	2,81 2,50 4,00	914 CR S 911 IW CR 947 EX NIT S		7988760000	6	STD
6D15 Diesel	6919	6				113,000	3,00 2,50 5,00	913 CR S 911 IW CR 947 EX CR S		7988750000	6	STD
6M61 CNG	8201	6				118,000	2,50 2,00 4,00	910 NIT PVD S 931 CR 947 EX NIT S		7988860000	6	STD
6D16T Diesel	7545	6				118,000	2,81 2,50 4,00	914 CR S 911 IW CR 947 EX CR S		7988450000	6	STD
6D16T Diesel	7545	6				118,000	2,81 2,50 4,00	914 CR 911 IW CR 947 EX CR		7988460000	6	STD
6D16T Diesel	7545	6		FIGHTER Truck		118,000	2,81 2,50 4,00	914 CR 911 IW CR 947 EX CR S		7988470000	6	STD
6D16 Diesel	7545	6				118,000	2,81 2,50 4,00	914 CR 911 IW CR 947 EX CR S		7988790000	6	STD
6D16T Diesel	7545	6				118,000	2,81 2,50 4,00	914 CR S 911 IW CR 947 EX CR S		7988800000	6	STD
6M60T Diesel	7545	6				118,000	2,81 2,50 4,00	914 NIT PVD S 911 IW CR 947 EX NIT S		7988830000	6	STD
6D16TL Diesel	7545	6				118,000	2,81 2,50 4,00	914 NIT PVD S 911 IW CR 947 EX CR		7988840000	6	STD
6D16TL Diesel	7545	6				118,000	2,81 2,50 4,00	914 NIT PVD S 911 IW CR 947 EX CR S		7988850000	6	STD
6M61 Diesel	8201	6				118,000	3,00 2,00 4,00	910 CR S 911 IF NIT S 947 EX NIT S		7988820000	6	STD



MITSUBISHI

Globally reliable

	ccm											
6D16 Diesel	7545	6		FUSO FK417 FK517		118,000	3,00 2,50 4,00	910 CR 911 IW CR 947 EX CR S		7988210000	6	STD
6D16 Diesel	7545	6		FUSO FK417 FK517		118,000	3,00 2,50 4,00	910 CR 911 IW CR 947 EX CR		7988440000	6	STD
6D16 Diesel	7545	6		FUSO FK417 FK517		118,000	3,00 2,50 4,00	910 CR S 911 IW CR 947 EX NIT S		7988770000	6	STD
6D16 Diesel	7545	6		FUSO FK417 FK517		118,000	3,00 2,50 4,00	910 CR S 911 IW CR 947 EX NIT S		7988780000	6	STD
6D16 Diesel	7545	6				118,000	3,00 2,50 4,00	910 CR 911 IW CR 947 EX CR S		7988810000	6	STD
6D20 Diesel	10308	6		Bus		125,000	3,00 3,00 6,00	910 CR 911 IW CR 947 EX CR		7988240000	6	STD
6D20 Diesel	10308	6		Truck NP117 FD117 K202 Bus MP117 MP517		125,000	3,31 3,00 6,00	914 CR 911 IW CR 947 EX CR		7988230000	6	STD
6D20 Diesel	10308	6		Truck NP117 FD217R K202 Bus MP117H		125,000	4,00 3,00 6,00	913 IFU CR 911 IW CR 947 EX CR		7988220000	6	STD
6D24 CNG Diesel	11945	6				130,000	2,50 2,50 4,00	910 NIT PVD S 931 4CR 947 EX NIT S		7988980000	6	STD
6D22 Diesel	11149	6		Truck FFT318 FP318 Bus MP18 MP518 Fork Lift		130,000	3,00 3,00 6,00	910 4CR 911 IW CR 947 EX CR		7988480000	6	STD
6D24 Diesel	11149	6				130,000	3,00 3,00 4,00	910 4CR S 911 IW 4CR 947 EX CR S		7988890000	6	STD
6D22 Diesel	11149	6				130,000	3,00 3,00 4,00	910 4CR 911 IW 4CR 947 EX CR S		7988930000	6	STD
6D22 Diesel	11149	6				130,000	3,00 3,00 4,00	910 4CR S 911 IW 4CR 947 EX CR S		7988950000	6	STD
6D24T Diesel		6				130,000	3,31 2,50 4,00	914 NIT PVD S 911 IW NIT S 947 EX NIT S		7988910000	6	STD
8DC2 8DC4 8DC7 (new) Diesel	13273	V-8		Truck Bus		130,000	3,31 3,00 6,00	914 CR 911 IW CR 947 EX CR		7988270000	8	STD
6D22 6D22T Diesel	11149	6		Truck FFT318 FP318 Bus MP18 MP518 Fork Lift		130,000	3,31 3,00 6,00	914 CR 911 IW CR 947 EX CR		7988490000	6	STD
6D24 Diesel	11149	6		Truck FFT318 FP318 Bus MP18 MP518 Fork Lift		130,000	3,31 3,00 4,00	914 CR S 911 IW 4CR 947 EX CR S		7988880000	6	STD
6D22 Diesel	11149	6		Truck FFT318 FP318 Bus MP18 MP518 Fork Lift		130,000	3,31 3,00 4,00	914 CR S 911 IW 4CR 947 EX CR S		7988920000	6	STD
6D22T2 Diesel	11149	6				130,000	3,31 3,00 4,00	914 CR S 911 IW 4CR 947 EX CR		7988940000	6	STD
6D22 Diesel	11149	6				130,000	3,31 3,00 6,00	914 CR S 911 IW 4CR 947 EX CR		7988960000	6	STD
6D22 Diesel	11149	6				130,000	3,31 3,00 6,00	914 CR 911 IW 4CR 947 EX CR		7988970000	6	STD
6DC2 Diesel	9955	V-6		Truck T800H T810H T910Q T910K Bus B800 JB800K B805K B805M B810K B815K		130,000	4,00 3,00 6,00	913 CR 911 IW CR 947 EX CR		7988250000	6	STD
8DC2 8DC4 8DC7 Diesel	13273	V-8		Truck T913 T811 T910 FT102 FV112 Bus B910 B801		130,000	4,00 3,00 6,00	913 CR 911 IW CR 947 EX CR		7988260000	8	STD

	ccm											
8DC6 8DC81 (new) Diesel	14886	V-8		FT FJ FV		135,000	3,31 3,00 6,00	914 CR 911 IW CR 947 EX CR		7988300000	8	STD
8DC91 8DC9T Diesel	16031	V-8		Truck FU 11,5t FV 10,75t FT EW Bus MS		135,000	3,31 3,00 3,00 6,00	914 CR 911 IW CR 931 B CR 947 EX CR		7988310000	8	STD
6D40-T Diesel	12023	6		The Great Truck		135,000	3,31 3,00 4,00	914 CR 911 IW CR 947 EX CR S		7988510000	6	STD
8DC9T Diesel	16031	V-8				135,000	3,31 3,00 3,00 4,00	914 CR 911 IW CR 931 B CR 947 EX CR S		7988530000	8	STD
6D40 Diesel		6				135,000	3,31 3,00 4,00	914 CR S 911 IW CR 947 EX CR S		7988990000	6	STD
6D40-T Diesel	12023	6		The Great Truck		135,000	3,31 3,00 4,00	914 CR S 911 IW CR 947 EX NIT S		7989010000	6	STD
6M70 Diesel	12882	6				135,000	3,81 2,50 4,00	914 CR S 911 IW NIT S 947 EX NIT S		7989000000	6	STD
8DC6 8DC8 Diesel	14886	V-8		Truck FS313 NW Bus B907N NA SA MS513 MS613		135,000	4,00 3,00 6,00	913 CR 911 IW CR 947 EX CR		7988290000	8	STD
6SB1 Diesel	16031	6				135,000	4,00 3,00 6,00	913 CR 911 IW CR 947 EX CR		8988520000	1	STD
8DC10 Diesel	16752	8				138,000	3,31 3,00 3,00 6,00	914 CR 911 IW CR 931 B CR 947 EX CR		7989020000	8	STD
8DC11 Diesel	16752	8				142,000	3,31 3,00 3,00 4,00	914 CR 911 IW CR 931 B CR 947 EX CR S		7989030000	8	STD
S6A Diesel	16031	6				145,000	4,40 2,92 6,00	913 4CR 913 CR 947 EX CR		8989040000	1	STD
S6A2 Diesel	16960	1				150,000	4,40 2,92 6,00	913 4CR 913 CR 947 EX CR		8989050000	1	STD



MMZ - MINSK

Globally reliable

	ccm											
Dieselmotor D 260 D 265		6	102 - 210 PS	S 80 Tractor, Bus, Trucks		110,000	3,00 2,50 5,00	914 CR 911 FE 947 EX CR		8933520000	1	STD
Dieselmotor D 243		4	81 PS	Tractor		110,000	3,00 2,50 5,00	910 CR P 911 FE 947 EX CR		8933550000	1	STD
Dieselmotor D 241 D242	4750	4	37 kW (50 PS)	50 Tractor, Bus, Trucks		110,000	3,00 3,00 3,00 6,00 6,00	910 CR 911 FE 930 FE 947 EX CR 946 P		8933500000	1	STD
Dieselmotor D 241 D 242	4750	4	37 kW (50 PS)	50 Tractor, Bus, Trucks		110,000	3,00 3,00 3,00 6,00 6,00	910 CR 911 FE 930 FE 947 FE 946 P		8933530000	1	STD
Dieselmotor D 241 D 242	4750	4	37 kW (50 PS)	50 Tractor, Bus, Trucks		110,000	3,00 3,00 3,00 6,00 6,00	910 CR 911 FE 930 FE 946 EX P 946 P		8933540000	1	STD
Dieselmotor D241 D242	4750	4	37 kW 50 PS	50, Tractor, Bus, Truck		110,000	3,00 3,00 3,00 6,00	910 CR P 911 FE 930 P 947 EX CR		8933560000	1	STD










































siehe / see / voir BLMC












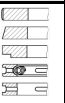
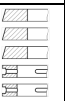
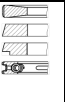
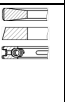
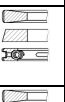
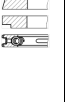


















































MOSKVITCH

Globally reliable

	ccm											
Motor 1,7 ltr	1698	4		Aleko 2141		85,000	1,50 2,00 3,00	910 CR S 911 P 777 CR S		8948550000	1	STD

	ccm											
Dieselmotor AKD 10 D	1507	3				80,000	2,50 2,50 2,50	911 FE 911 FE 911 FE		8932040000	1	STD
Dieselmotor AKD 10 V	2008	4					2,50 2,50	911 FE 911 FE				
Dieselmotor AKD 10 Z	1005	2					5,00	948 FE				
Dieselmotor KD 11 E	550	1				85,000	2,50 2,50	911 CR 911 FE		8932050000	1	STD
Dieselmotor KD 11 Z	1100	2					2,50 5,00	911 FE 948 P				
Dieselmotor KD 211 Z	1250	2					5,00	948 P				
Dieselmotor RL 11 E	625	1										
Dieselmotor D 987, LKS	567	1	8/8,8 kW (11/12 PS)	Industriemotor	74-	85,000	3,00 3,00	910 IF CR 930 P		8932120000	1	STD
Dieselmotor D 987, LKS-R	567	1	8/8,8 kW (11/12 PS)				5,00	948 EX FE				
Dieselmotor KD 10.5 D	2000	3	28 kW (38 PS)		59-63	90,000	2,50 2,50	910 IF CR 911 FE		8932060000	1	STD
Dieselmotor KD 110.5 D	2000	3	13-28 kW (18-38 PS)				2,50 5,00	930 FE 947 EX FE				
Dieselmotor KD 110.5 S	4010	6	26,5-56 kW (36-76 PS)		59-65							
Dieselmotor KD 110.5 V	2670	4	17,5- 37,5 kW (24-51 PS)									
Dieselmotor KD 110.5 Z	1340	2	8,8-18,5 kW (12-25 PS)									
Dieselmotor 4.07 TCA	2799	4	92 - 96 kW 125 - 131 PS	LT 35	99 -	93,000	2,50 2,00 3,00	914 CR 911 IW U P 947 EX CR		8932220000	1	STD
Dieselmotor D 202	3080	4	45,5 kW (62 PS)		72-	95,000	3,00 3,00	913 CR 911 FE		8932010000 5000	1	STD 0,50
Dieselmotor D 202	4470	6	68,5 kW (93 PS)		72-		3,00 5,00	930 FE 947 EX P				
Dieselmotor D 208 D	2235	3	34 kW (46,5 PS)		65-73							
Dieselmotor D 208 S	4470	6	68,5 kW (93 PS)		65-73							
Dieselmotor D 208 V	3080	4	45,5 kW (62 PS)		65-73							
Dieselmotor D 208 Z	1490	2	23 kW (31 PS)		65-73							
Dieselmotor D 225	2550	3	37 kW (50 PS)		60-65							
Dieselmotor D 225	3400	4	50 kW (68 PS)		60-65							
Dieselmotor D 225	5100	6	75 kW (102 PS)		60-65							
Dieselmotor D 225	1700	2	24,5 kW (33 PS)		60-65							
Dieselmotor D 301	745	1	10 kW (13,5 PS)									
Dieselmotor D 302	1490	2	23 kW (31 PS)									
Dieselmotor D 303	2235	3	34 kW (46,5 PS)									
Dieselmotor D 308 D	2235	3	34 kW (46,5 PS)		65-73							
Dieselmotor D 308 S	4470	6	68,5 kW (93 PS)		65-73							
Dieselmotor D 308 V	3080	4	45,5 kW (60 PS)		65-73							
Dieselmotor D 308 Z	1490	2	23 kW (31 PS)		65-73							
Dieselmotor D 325, 925 L	1700	2	24,5 kW (33 PS)		67-81							
Dieselmotor D 325, 925 L	3400	4	50 kW (68 PS)		67-81							
Dieselmotor D 325, 925 L	5100	6	75 kW (102 PS)		01/67-81							
Dieselmotor D 325, D 925 L3	2550	3	37 kW (50 PS)		67-81							
Dieselmotor KD 12 D	2550	3										
Dieselmotor KD 12 E	880	1										
Dieselmotor KD 12 V	3400	4	8,5-34 kW (12-46 PS)									
Dieselmotor KD 12 Z	1700	2										














	ccm											
Dieselmotor KD 12D	2550		8,5-34 kW (12-46 PS)			95,000	3,00	910 CR		8932130000	1	STD
Dieselmotor KD 12E	880		8,5-34 kW (12-46 PS)				3,00	911 FE				
Dieselmotor KD 12V	3400		8,5-34 kW (12-46 PS)				3,00	930 FE				
Dieselmotor KD 12Z	1700		8,5-34 kW (12-46 PS)				5,00	947 EX P				
Dieselmotor KD 12Z	1700		8,5-34 kW (12-46 PS)				5,00	946 P				
Dieselmotor AKD 12/1112, 321-3	2720	3	26,5 kW (36 PS)			98,000	3,00	911 FE		8932140000	1	STD
Dieselmotor AKD 12/112, 321-2	1810	2	17,5 kW (24 PS)				3,00	911 FE				
Dieselmotor AKD 12/112, 321-2	3620	4	35,5 kW (48 PS)		56-65		5,00	946				
Dieselmotor AKD 12/112, 321-4	3620	4	35,5 kW (48 PS)		56-65		5,00	946				
Dieselmotor D 203	2475	3				100,000	3,00	914 CR		8932090000	1	STD
Dieselmotor D 227-2	1885	2	25/27 kW (34/36,5 PS)				2,00	911 P				
Dieselmotor D 227-2	1885	2		Traktor Renault	77-		2,00	931 P				
Dieselmotor D 227-2	1885	2		Traktor Renault	77-		4,00	947 EX CR				
Dieselmotor D 227-3	2827	3	43/45 kW (58,5/61 PS)									
Dieselmotor D 227-3	2827	3		Traktor Renault	77-							
Dieselmotor D 227-4	3770	4	54,5 kW (74 PS)									
Dieselmotor D 227-4	3370	4		Traktor Renault	77-							
Dieselmotor D 227-6	5655	6	82,5 kW (112 PS)									
Dieselmotor D 227-6	5655	6		Traktor Renault	77-							
Dieselmotor D 303	1650	2										
Dieselmotor D 327	2827	3	37 kW (50 PS)									
Dieselmotor D 327	3370	4	49,5 kW (67 PS)									
Dieselmotor D 327	5655	6	74,5 kW (101 PS)									
Dieselmotor D 327-2	1885	2	24,5 kW (33,5 PS)									
Dieselmotor D 229	2940	3	24/28/33 kW (33/38/ 45 PS)			102,000	3,00	914 CR		8932190000	1	STD
Dieselmotor D 229	3920	4	32/38/44 kW (44/52/ 60 PS)				2,50	911 FE				
Dieselmotor D 229	5880	6					4,00	947 EX CR				
Dieselmotor D 893		1										
Dieselmotor TD 229	3920	4										
Dieselmotor TD 229	5880	6										
Dieselmotor 4.10TCA		4				103,000	3,00	914 CR		8932200000	1	STD
Dieselmotor 6.10		6					2,50	911 P				
Dieselmotor 6.10		6					4,00	947 EX CR				
Dieselmotor D 226-D	3120	3	44/48 kW (60/65 PS)			105,000	3,00	914 CR		8932030000	1	STD
Dieselmotor D 226-D	3120	3	44/48 kW (60/65 PS)		77-		2,00	911 FE				
Dieselmotor D 226-S	6240	6	74-96 kW (100-131 PS)		69-77		2,00	930 FE				
Dieselmotor D 226-S	6240	6	74-96 kW (100-131 PS)		77-		4,00	947 EX CR				
Dieselmotor D 226-V	4160	4	59/64 kW (80/87 PS)									
Dieselmotor D 226-V	4160	4	59/64 kW (80/87 PS)		77-							
Dieselmotor D 226-Z	2080	2	27/30 kW (37/40 PS)									
Dieselmotor D 226-Z	2080	2	27/30 kW (37/40 PS)		77-							
Dieselmotor TD 226, TD 228	4160	4	73,5 kW (100 PS)									
Dieselmotor TD 226, TD 228	6240	6	110,5 kW (150 PS)	Traktor, Industriemotor	71-77							



































	ccm											
Dieselmotor D 226 B/2	2080	2	32-36 kW (43,5-49 PS)		86-	105,000	3,00	914 CR		8932180000	1	STD
Dieselmotor D 226 B/3	3120	3	48-55 kW (65-75 PS)		86-		2,00	911 FE				
Dieselmotor D 226 B/4	4160	4	64-73,5 kW (87-100 PS)		86-		4,00	947 EX CR				
Dieselmotor D 226 B/6	6240	6	96-110 kW (130,5- 149,5 PS)		86-							
Dieselmotor TD 226-4	4160	4	63-73,5 kW (90-100 PS)	Traktor 851/-4								
Dieselmotor TD 226-6	6240	6	99-125 kW (135-170 PS)	Traktor 951	71-							
Dieselmotor TD 226-B/3	3120	3	57-84 kW (77,5- 114 PS)	Fendt Traktoren	86-							
Dieselmotor TD 226-B/4	4160	4	76-113 kW (103-154 PS)	Fendt Traktoren	86-							
Dieselmotor TD 226-B/6	6240	6	115-170 kW (156-231 PS)	Fendt Traktoren	86-							
Dieselmotor TBD 232-12		V12			72-	120,000	3,00	913 CR		8932100000	1	STD
Dieselmotor TD 232-12		V12			72-		3,00	911 FE				
Dieselmotor TD 232-A		V8			72-		3,00	931 FE				
Dieselmotor TD 232-S		V6			72-		5,00	947 EX FE				
Dieselmotor TBD 232-12	17640	V12	312/368 kW (424/500 PS)		69-71	120,000	3,50	914 CR		8932150000	1	STD
Dieselmotor TD 232-12	17640	V12	299 kW (406 PS)		66-71		3,00	911 FE				
Dieselmotor TD 232-A	11760	V8	198,5 kW (270 PS)		66-71		3,00	931 FE				
Dieselmotor TD 232-S	8820	V6	149,5 kW (203 PS)		66-71		5,00	947 EX CR				
Dieselmotor D/TD/TBC 233 S	9570	6				125,000	3,50	914 CR		8932160000	1	STD
Dieselmotor D/TD/TBD 233 A	12760	V8					3,00	911 FE				
Dieselmotor D/TD/TBD 233-12	19140	V12					3,00	931 FE				
Dieselmotor TBD 234	10804	6	420 kW (571 PS)			128,000	3,50	914 CR		8932170000	1	STD
Dieselmotor TBD 234	14405	8	560 kW (762 PS)				3,00	911 FE				
Dieselmotor TBD 234	21607	12	840 kW (1142 PS)				4,00	947 EX CR				
Dieselmotor TBD 234	28800	16	1120 kW (1523 PS)									
Dieselmotor TBG 616 V12 K	26300	12	525 kW	stationary engine		132,000	4,00	916 CR		8932210000	1	STD
Dieselmotor TBG 616 V16 K	35000	16	700 kW				3,00	911 CR				
Dieselmotor TBG 616 V8 K	17500	8	350 kW	Stationärmotor			3,50	947 EX CR				
Dieselmotor RHS 418/518 A	22160	8	184 kW (250 PS)			140,000	3,50	910 CR		8932110000	1	STD
Dieselmotor RHS 418/518 D	8310	3	68,5 kW (93 PS)				3,50	910 IF				
Dieselmotor RHS 418/518 S	16620	6	137,5 kW (187 PS)				3,50	910 IF				
Dieselmotor RHS 418/518 V	11080	4	92 kW (125 PS)				6,00	948 FE				
Dieselmotor RHS 418/518 Z	5540	2	45,5 kW (62 PS)				6,00	948 FE				
Dieselmotor RHS 518 V 12	33240	12	294,5 kW (400 PS)									
Dieselmotor RHS 518 V 16	44300	16	390 kW (530 PS)									
Dieselmotor TRHS 518 A	22160	8	251,5 kW (342 PS)									
Dieselmotor TRHS 518 S	16620	6	188,5 kW (256 PS)									
Dieselmotor TRHS 518 V	11080	4	126 kW (171 PS)									
Dieselmotor TRHS 518 V 16	44300	16	504 kW (685 PS)									
Dieselmotor TRHS V 12	33240	12	375,5 kW (510 PS)									



NEW HOLLAND

Globally reliable

	ccm											
Dieselmotor Dieselmotor 11/91--	6600 4400	6 4		8240 + 8340 5640, 7840, 6640		111,760	2,38 2,38 4,74	910 CR IF P 911 IF U CR 947 EX CR		8902500000	1	STD
Dieselmotor 11/91--	5000	4		7740		111,760	3,16 2,38 4,74	914 CR 911 IF U CR 947 EX CR		8902510000	1	STD


























	ccm											
MA10 MA10ET Gasoline	987	4		March		68,000	1,50 1,50 2,80	910 CR S 911 FE 777 CR S		7990010000 2500 5000	4	STD 0,25 0,50
MA10 MA10ET Gasoline	987	4		March		68,200	1,50 1,50 2,80	910 CR S 911 FE 777 CR S		7990020000 2500 5000	4	STD 0,25 0,50
EJ4KK EJ4KK Gasoline		4				71,000	1,20 1,20 2,00	910 CR S 911 FE 777 CR S		7990680000 2500 5000	4	STD 0,25 0,50
CG Gasoline	1000	4		March		71,000	1,20 1,50 3,00	910 CR S 911 FE 777 CR S		7990670000 2500 5000	4	STD 0,25 0,50
MA12 Gasoline	1200	4		für verbleites Benzin		71,000	1,50 1,50 2,80	910 CR S 911 FE 777 NIT S		7990030000 2500 5000	4	STD 0,25 0,50
Motor EJ4KK EJ4KK		4				71,200	1,20 1,20 2,00	910 CR S 911 FE 777 CR S		7991920000 5000 1000	4	STD 0,50 1,00
CG Gasoline	1000	4		March		71,200	1,20 1,50 3,00	910 CR S 911 FE 777 CR S		7990690000 2500 5000	4	STD 0,25 0,50
MA12 Gasoline	1200	4		für verbleites Benzin		71,200	1,50 1,50 2,80	910 CR S 911 FE 777 NIT S		7990040000 2500 5000	4	STD 0,25 0,50
CG13 Gasoline		4				72,000	1,20 1,20 2,50	910 CR S 911 FE 777 CR S		7990700000 2500 5000	4	STD 0,25 0,50
Motor CG13		4				72,200	1,20 1,20 2,50	910 CR S 931 FE 777 CR S		7991930000 5000 1000	4	STD 0,50 1,00
Motor CR14DE	1386	4	65 kW (88 PS)	MICRA C+C (K12) 1.4 16V	08/05-	73,000	1,20 1,20 2,00	910 CR S 911 FE 777 CR S		7990710000 2500 5000	4	STD 0,25 0,50
Motor CR14DE	1386	4	65 kW (88 PS)	MICRA III (K12) 1.4 16V	01/03-06/10							
Motor CR14DE	1386	4	65 kW (88 PS)	NOTE (E11) 1.4	03/06-							
E10 Gasoline	1000	4		Sunny P130 VP130 WP130		73,000	1,50 1,50 4,00	910 CR 931 ES FE 777 CR S		7990060000 2500 5000	4	STD 0,25 0,50
Motor C, E, J, J13 A10, A12	1299	4		Bluebird 1000, 1200, 1300 Sunny (100Y), Pulser (100A) Cherry Vanette (C20), Sunny (120Y) Pulser (120A), Cherry 1200 Pick-UP		73,000	2,00 2,00 4,00	911 CR 911 FE 777 CR S		7991340000 5000	4	STD 0,50
Motor EJ5KK		4				73,200	1,20 1,20 2,00	910 CR S 911 FE 777 CR S		7991940000 5000 1000	4	STD 0,50 1,00
Motor QG15DE		4				73,600	1,20 1,20 2,50	910 CR S 911 FE 777 CR S		7990870000 5000 1000	4	STD 0,50 1,00
GA14 Gasoline		4				73,600	1,50 1,50 2,80	910 NIT S 911 CR 777 NIT S		7990570000 2500 5000	4	STD 0,25 0,50
VQ20 Gasoline	1995	V-6		Ce?ro		76,000	1,20 1,20 2,50	910 IF CR S 911 FE 777 CR S		7990780000 2500 5000	6	STD 0,25 0,50
A 14 (new) A 15 Gasoline	1397	4		Vanette (C20) B210 B310		76,000	1,20 2,00 4,00	910 CR S 931 FE 777 CR S		7990110000 2500 5000	4	STD 0,25 0,50
Motor GA16DE	1596	4	66-75 kW (90-102 PS)	Sunny, Pulser, Primera		76,000	1,50 1,50 2,80	910 NIT S 911 CR P 777 NIT S		7990080000 5000	4	STD 0,50
E 13 + E 15 Gasoline E 16	1270	4		Sunny Pulser Laurel Spirit Langley California AD Van		76,000	1,50 1,50 4,00	910 CR SN S 911 FE 777 CR S		7990120000 2500 5000	4	STD 0,25 0,50
GA16 Gasoline	1596	4		Sunny Pulser		76,000	1,50 1,50 2,80	910 NIT S 911 CR 777 NIT S		7990580000 2500 5000	4	STD 0,25 0,50
E 15 E 16 Gasoline	1487	4				76,000	1,50 1,50 4,00	910 4CR 911 FE 777 CR S		7990740000 2500 5000	4	STD 0,25 0,50
GA16DE Gasoline	1596	4		Sunny Pulser Primera		76,000	1,50 1,50 2,80	910 CR 911 FE 777 CR S		7990750000 2500 5000	4	STD 0,25 0,50



NISSAN

Globally reliable

	ccm											
E 16E Gasoline	1597	4		Pulser		76,000	1,50 1,50 4,00	910 NIT S 911 CR 777 CR S		7990760000 2500 5000	4	STD 0,25 0,50
GA16DE Gasoline	1596	4		Sunny Sentra		76,000	1,50 2,80	911 IF CR S 777 CR S		7990770000 2500 5000	4	STD 0,25 0,50
Dieselmotor K9K.608	1461	4	66 kW (90 PS)	NOTE 1.5 dCi	06/13-	76,000	2,00 2,00 2,50	910 IF CKS 911 IF U P 947 EX NIT S		8938130000 5000	1	STD 0,50
Dieselmotor K9K.636	1461	4	81 kW (110 PS)	QASHQAI 1.5 dCi	02/14-							
Dieselmotor K9K.700	1461	4	50 kW (68 PS)	NOTE (E11) 1.5 dCi	03/06-							
Dieselmotor K9K.700, K9K.716	1461	4	50 kW (68 PS)	KUBISTAR (X76) 1.5 dCi 70	04/06-							
Dieselmotor K9K.704	1461	4	48 kW (65 PS)	KUBISTAR (X76) 1.5 dCi	08/03-							
Dieselmotor K9K.704	1461	4	48 kW (65 PS)	KUBISTAR Kasten (X80) 1.5 dCi	08/03-							
Dieselmotor K9K.704	1461	4	48 kW (65 PS)	MICRA III (K12) 1.5 dCi	01/03-06/10							
Dieselmotor K9K.710, K9K.714	1461	4	42 kW (57 PS)	KUBISTAR (X76) 1.5 dCi	08/03-							
Dieselmotor K9K.710, K9K.714	1461	4	45 kW (61 PS)	KUBISTAR (X76) 1.5 dCi	08/05-							
Dieselmotor K9K.710, K9K.714	1461	4	45 kW (61 PS)	KUBISTAR Kasten (X80) 1.5 dCi	08/05-							
Dieselmotor K9K.722	1461	4	60 kW (82 PS)	ALMERA II (N16) 1.5 dCi	01/03-							
Dieselmotor K9K.722	1461	4	60 kW (82 PS)	ALMERA II Hatchback (N16) 1.5 dCi	01/03-							
Dieselmotor K9K.722	1461	4	60 kW (82 PS)	KUBISTAR (X76) 1.5 dCi	08/03-							
Dieselmotor K9K.722	1461	4	60 kW (82 PS)	KUBISTAR Kasten (X80) 1.5 dCi	08/03-							
Dieselmotor K9K.722	1461	4	60 kW (82 PS)	MICRA III (K12) 1.5 dCi	09/03-06/10							
Dieselmotor K9K.728	1461	4	78 kW (106 PS)	TIIDA Schrägheck (C11X) 1.5 dCi	09/07-							
Dieselmotor K9K.732, K9K.764	1461	4	78 kW (106 PS)	QASHQAI / QASHQAI +2 (J10, JJ10) 1.5 dCi	02/07-							
CA16S Gasoline	1598	4		Bluebird Stanza Auster		77,950	1,50 1,50 4,00	910 CR SN S 911 SN 777 CR S		7990180000 2500 5000	4	STD 0,25 0,50
VG20E ET Gasoline	1998	6		Cedric Gloria Laurel Fairlady-Z		77,950	1,50 1,50 2,80	910 CR SN S 911 SN 777 CR S		7990190000 2500 5000	6	STD 0,25 0,50
CA16 CA16DE Gasoline	1598	4	85 kW (116 PS)	Stanza Auster		77,950	1,50 1,50 2,80	910 IF CR S 911 SN 777 CR S		7990800000 2500 5000	4	STD 0,25 0,50
L20S Gasoline	1988	6		Gloria Van Cedric Bluebird Skyline 2000GT Fairlady Z		77,950	1,50 2,00 4,00	910 CR 931 ES FE 777 CR S		7990170000 2500 5000	6	STD 0,25 0,50
J16 Gasoline	1567	4		Datsun Caravan Cabster Truck, Bus		77,950	2,00 2,00 4,00	910 CR S 911 FE 777 CR S		7990790000 2500 5000	4	STD 0,25 0,50
Motor HR16DE	1597	4	69-86 kW (94-117 PS)	Tiida, Qashqai, NV200, Note, Micra, Juke, Cube 1.6 16V	05/05-	78,000	1,20 1,20 2,00	910 IF CR S 911 P 777 CR S		7990150000 5000	4	STD 0,50
Motor RB20DE	1998	6		Laurel Skyline		78,000	1,50 2,80	910 IF CR 777 CR S		7991950000 5000 1000	6	STD 0,50 1,00
Motor MR16DDT	1618	4	140 kW (190 PS)	JUKE (F15) 1.6	06/10-02/13	79,700	1,20 1,00 2,00	910 IF NIT S 931 FE S 777 NIT S		7990160000 5000	4	STD 0,50
QG18DE Gasoline		4				80,000	1,20 1,20 2,50	910 CR S 911 FE 777 CR S		7990830000 2500 5000	4	STD 0,25 0,50
QG18 Gasoline		4				80,000	1,20 1,20 2,50	910 NIT S 911 CR 777 NIT S		7990840000 2500 5000	4	STD 0,25 0,50
QG18DE Gasoline		4				80,000	1,50 1,50 2,80	910 CR S 911 CR 777 CR S		7990820000 2500 5000	4	STD 0,25 0,50
QG18 Gasoline		4				80,000	1,50 2,80	911 IF CR S 777 CR S		7990810000 2500 5000	4	STD 0,25 0,50
Dieselmotor CD17	1680	4		Sunny		80,000	1,75 2,00 3,00	910 IF CR S 911 IW CR 947 EX NIT S		7989550000 5000 1000	4	STD 0,50 1,00

	ccm											
CD17 Diesel		4		Sunny		80,000	1,75 2,00 3,00	910 IF CR SN 911 IW SN 947 EX CR S		7991010000 2500 5000	4	STD 0,25 0,50
J18 Gasoline	1800	4				80,500	1,50 2,00 4,00	910 CR S 911 FE 777 CR S		7990590000 2500 5000	4	STD 0,25 0,50
SR18 Gasoline	1838	4		Bluebird Presta Sunny Primera		82,500	1,50 1,50 3,00	910 IF NIT S 911 CR 777 NIT S		7990600000 2500 5000	4	STD 0,25 0,50
SR18 Gasoline	1838	4		Bluebird Presta Sunny Primera		82,700	1,50 1,50 3,00	910 IF NIT S 911 CR 777 NIT S		7990850000 2500 5000	4	STD 0,25 0,50
Motor SR18	1838	4		Bluebird Presta Sunny Primera		82,700	1,50 1,50 3,00	910 IF NIT S 911 CR 777 NIT S		7991960000 5000 1000	4	STD 0,50 1,00
CA18E CA18S Gasoline	1809	4		Laurel Skyline Silvia Gazella Stanza Auster Prairie		83,000	1,50 1,50 4,00	910 CR SN S 911 CR 777 CR S		7990240000 2500 5000	4	STD 0,25 0,50
CA18-ET Gasoline	1809	4		für unverbleites Benzin Gazelle Turbo Silvia Turbo Bluebird Turbo		83,000	1,50 1,50 2,80	910 CR S 911 CR 777 CR S		7990250000 2500 5000	4	STD 0,25 0,50
CA18-DET Gasoline	1809	4		Gazelle		83,000	1,50 1,50 2,80	910 CR S 911 CR 777 NIT S		7990270000 2500 5000	4	STD 0,25 0,50
L24E Gasoline		6				83,000	1,50 2,00 4,00	911 CR 931 ES FE 777 CR S		7990610000 2500 5000	6	STD 0,25 0,50
CA18P Gasoline		4				83,000	2,00 1,50 2,80	910 IF CR S 911 CR 777 CR S		7990860000 2500 5000	4	STD 0,25 0,50
SD20 Diesel	1991	4		Cedric, QG31Y Q131		83,000	2,50 2,00 2,00 4,50 4,50	910 4CR 911 CR 911 CR 947 EX CR 947 CR		7991050000 2500 5000	4	STD 0,25 0,50
SD22 Diesel	2164	4		Truck Fork Lift		83,000	2,50 2,00 4,50	910 CR 911 IW CR 947 EX CR		7991060000 2500 5000	4	STD 0,25 0,50
SD33 SD33T Diesel	3246	6		Truck QC80 QSC80 DQSC80		83,000	2,50 2,00 2,00 4,50 4,50	910 4CR 911 CR 911 CR 947 EX CR 947 CR		7991070000 2500 5000	6	STD 0,25 0,50
SD15 SD16 Diesel		3		Fork Lift		83,000	2,50 2,00 4,50	910 CR 911 IW CR 947 EX CR		7991090000 2500 5000	3	STD 0,25 0,50
SD22 Diesel	2164	4		Junior, Caball, Bus		83,000	2,50 2,00 2,00 4,50 4,50	913 CR S 911 IW CR 931 B CR 947 EX CR 947 CR		7991510000 2500 5000	4	STD 0,25 0,50
Motor MR20DE, MR-FFV	1999	4	103 kW (140 PS)	Tiida, Lafesta, Cube, Versa, Sentra		84,000	1,20 1,20 2,00	910 NIT S 931 CR 777 NIT S		7990200000 5000	4	STD 0,50
Motor MR20DD	1999	4		Serena		84,000	1,20 1,20 2,00	910 IF NIT S 931 P 777 NIT S		7990260000 5000	4	STD 0,50
Motor MR18 DE MR 20 DE						84,000	1,20 1,20 2,00	910 CR S 931 FE 777 CR S		7992290000	4	STD
Dieselmotor M9R.780	1995	4	84 kW (114 PS)	PRIMASTAR Bus (X83) dCi 120	09/06-	84,000	2,50 2,00	913 CKS 911 IF U		8938570000 5000	1	STD 0,50
Dieselmotor M9R.780	1995	4	84 kW (114 PS)	PRIMASTAR Kasten (X83) dCi 120	09/06-		2,00	947 EX NIT S				
Dieselmotor M9R.782	1995	4	66 kW (90 PS)	PRIMASTAR Bus (X83)	09/06-							
Dieselmotor M9R.782	1995	4	66 kW (90 PS)	PRIMASTAR Kasten (X83) dCi 90	09/06-							
CA20A Gasoline	1973	4		Bluebird		84,500	1,50 1,50 4,00	910 CR SN S 911 SN 777 CR S		7990290000 2500 5000	4	STD 0,25 0,50
CA20E Gasoline	1973	4				84,500	1,50 1,50 2,80	910 NIT S 911 CR 777 NIT S		7990640000 2500 5000	4	STD 0,25 0,50



NISSAN

Globally reliable

	ccm											
CA20P Gasoline	1973	4		für LPG-Motor		84,500	2,00 1,50 2,80	910 IF CR S 911 SN 777 CR S	 	7990280000 2500 5000	4	STD 0,25 0,50
LD28 Diesel	2792	6		Cedric Gloria Skyline		84,500	2,00 2,00 4,00	910 IF CR 911 IW FE 947 EX CR	 	7991020000 2500 5000	6	STD 0,25 0,50
CD20 Diesel	1952	4		Truck		84,500	2,00 2,00 3,00	910 IF NIT S 911 IW CR 947 EX NIT S	 	7991480000 2500 5000	4	STD 0,25 0,50
Z 20 Gasoline	2000	4		Laurel Caravan Vanette		85,000	1,50 1,50 4,00	910 CR SN S 911 SN 777 CR S	 	7990340000 2500 5000	4	STD 0,25 0,50
Z20E Gasoline	1952	4				85,000	1,50 1,50 4,00	911 FE 911 FE 777 CR S	 	7990900000 2500 5000	4	STD 0,25 0,50
Motor Z20	1952	4		Laurel, Caravan, Vanette, Bluebird, Silvia, Skyline		85,000	1,50 1,50 4,00	910 CR S 911 FE 777 CR S	 	7991970000 5000 1000	4	STD 0,50 1,00
Z20 Gasoline	2000	4		Laurel Caravan Vanette		85,000	2,00 1,50 4,00	910 IF CR S 911 SN 777 CR S	 	7990890000 2500 5000	4	STD 0,25 0,50
LD20	1952	4				85,000	2,00 2,00 4,00	910 IF CR 911 IW FE 947 EX CR	 	7991030000 2500 5000	4	STD 0,25 0,50
RD 28 Diesel	2825	6				85,000	2,00 2,00 4,00	910 NIT S 911 IW CR 947 EX NIT S	 	7991530000 2500 5000	6	STD 0,25 0,50
Dieselmotor M 9 T	2297	4	74 - 107 kW 75 - 146 PS	Nissan NV400	06/2010-	85,000	2,50 2,00 2,00	913 CR 911 IF U 947 EX NIT S	 	8938040000 5000	1	STD 0,50
SR20 SR20D Gasoline	1998	4				86,000	1,20 1,20 2,50	910 NIT S 911 CR 777 NIT S	 	7990660000 2500 5000	4	STD 0,25 0,50
SR20 Gasoline	1998	4		Bluebird Silvia 180SX		86,000	1,50 1,50 3,00	910 IF CR S 911 CR 777 CR S	 	7990560000 2500 5000	4	STD 0,25 0,50
RB30 Gasoline	3000	6				86,000	1,50 1,50 2,80	910 IF NIT S 911 CR 777 NIT S	 	7990910000 2500 5000	6	STD 0,25 0,50
Motor WD21		4				86,000	1,50 1,50 4,00	910 IF NIT S 911 CR 777 NIT S	 	7991730000 5000 1000	4	STD 0,50 1,00
L28 Gasoline	2753	6		Cedric (280C) Fairlady-Z (280Z) Laurel (280L) Leopard		86,000	1,50 2,00 4,00	910 CR SN S 911 SN 777 CR S	 	7990370000 2500 5000	6	STD 0,25 0,50
L28E Gasoline	2753	6		Leopard Fairlady		86,000	1,50 2,00 4,00	911 FE 911 FE 777 CR S	 	7990380000 2500 5000	6	STD 0,25 0,50
Dieselmotor YD 22	2184	4		Sunny		86,000	1,75 1,50 3,00	913 NIT S 911 IF CR P 947 EX NIT S	 	7989580000	4	STD
Dieselmotor YD 22 DTD YD 22 DTI	2184	4	81 - 100 kW 110 - 136 PS	Almera MK II, Tino 2.2 Di, 2.2 DCI	03.00 -	86,000	2,00 2,00 3,00	913 NIT S 911 CR P 947 EX NIT S	 	7991310000	4	STD
Motor SR20 SR20D	1998	4		Bluebird Silvia 180SX		86,200	1,20 1,20 2,50	910 NIT S 911 CR 777 NIT S	 	7991990000 5000 1000	4	STD 0,50 1,00
SR20 SR20D Gasoline	1998	4		Bluebird		86,200	1,50 1,50 3,00	910 IF NIT S 911 CR 777 NIT S	 	7990620000 2500 5000	4	STD 0,25 0,50
Motor SR20 SR20D	1998	4		Bluebird Silvia 180SX		86,200	1,50 1,50 3,00	910 IF NIT S 911 CR 777 NIT S	 	7991980000 5000 1000	4	STD 0,50 1,00
Z22E Z22S Gasoline	2187	4		Datsun Truck		87,000	1,50 1,50 4,00	910 CR SN S 911 SN 777 NIT S	 	7990390000 2500 5000	4	STD 0,25 0,50
VG30 Gasoline	2960	V-6		Cedric Gloria Fairlady		87,000	1,50 1,50 2,80	910 NIT S 911 CR 777 NIT S	 	7990400000 2500 5000	6	STD 0,25 0,50
VG30-DE Gasoline	2960	6				87,000	1,50 1,50 2,80	910 CR S 911 CR 777 CR S	 	7990420000 2500 5000	6	STD 0,25 0,50
VE30 Gasoline		6				87,000	1,50 1,50 2,80	910 CR S 911 CR 777 CR S	 	7990920000 2500 5000	6	STD 0,25 0,50
VG301 Gasoline	2960	6		Datsun Truck		87,000	2,00 1,50 2,80	910 IF CR S 911 CR 777 CR S	 	7990410000 2500 5000	6	STD 0,25 0,50


















	ccm												
LD23 Diesel		4				87,000	2,00 2,00 3,00	910 IF CR 931 CR 947 EX CR	 	7991540000 2500 5000	4	STD 0,25 0,50	
H20 Gasoline	1982	4		Junior, Caball, Bus		87,200	2,00 2,50 4,00	911 CR 911 FE 777 CR S	 	7990430000 2500 5000	4	STD 0,25 0,50	
Motor QR25DE	2488	4	121-124 kW (161-165 PS)	X-TRAIL (T30) 2.5 4x4, X-TRAIL (T31) 2.5	09/02-	89,000	1,20 1,20 2,00	910 IF NIT S 911 P 777 NIT S	 	7990210000 5000	4	STD 0,25 0,50	
KA24DE Gasoline	2389	4		Altima		89,000	1,20 1,20 2,50	910 IF CR S 911 CR 777 CR S	 	7990940000 2500 5000	4	STD 0,25 0,50	
QR25DE Gasoline	2488	4				89,000	1,20 1,20 2,50	910 IF NIT S 911 CR 777 NIT S	 	7990950000 2500 5000	4	STD 0,25 0,50	
Z24 Gasoline	2400	4		Datsun Truck		89,000	1,50 1,50 4,00	910 CR SN S 911 CR 777 CR S	 	7990480000 2500 5000	4	STD 0,25 0,50	
KA24 Gasoline		4				89,000	1,50 1,50 2,80	910 IF CR S 911 CR 777 CR S	 	7990630000 2500 5000	4	STD 0,25 0,50	
KA24DE Gasoline	2389	4		Altima		89,000	1,50 1,50 2,80	910 IF CR S 911 CR 777 CR S	 	7990930000 2500 5000	4	STD 0,25 0,50	
Z241 Gasoline	2400	4		Datsun Truck		89,000	2,00 1,50 4,00	910 IF CR S 911 FE 777 CR S	 	7990490000 2500 5000	4	STD 0,25 0,50	
G20 G01 Gasoline	1990	4				89,000	2,00 2,00 4,00	911 4CR 911 FE 777 CR S	 	7990470000 2500 5000	4	STD 0,25 0,50	
Dieselmotor YD25	2500	4		Navara		89,000	2,00 2,00 3,00	913 NIT S 911 CR P 947 EX NIT S	 	7991910000 5000 1000	4	STD 0,50 1,00	
Dieselmotor YD25 DDT	2488	4	80 - 128 kW 109 - 174 PS	Frontier, Navara, Pathfinder, Presage, Bassara	98 -								
SD23 SD25 new Diesel	2289	4		Truck Fork Lift		89,000	2,50 2,00 4,50	910 CR 911 IW CR 947 EX CR	 	7991100000 2500 5000	4	STD 0,25 0,50	
TD23 Diesel	2289	4				89,000	2,50 2,00 4,00	910 CR 911 IW CR 947 EX CR S	 	7991400000 2500 5000	4	STD 0,25 0,50	
VG33 Gasoline	3272	6				91,500	1,50 1,50 2,80	910 CR S 911 FE 777 CR S	 	7990960000 2500 5000	6	STD 0,25 0,50	
FJ24 Gasoline	2400	4		Rally		92,000	1,50 1,50 2,50	910 CR S 931 FE 777 CR S	 	7990970000 2500 5000	4	STD 0,25 0,50	
TD25-2 Diesel		4				92,900	2,50 2,00 3,00	910 CR S 911 IW CR 947 EX NIT S	 	7991550000 2500 5000	4	STD 0,25 0,50	
TD25 Diesel	2500	4				92,900	2,50 2,00 4,00	910 CR 911 IW CR 947 EX CR S	 	7991560000 2500 5000	4	STD 0,25 0,50	
TD25 Diesel	2500	4				92,900	2,50 2,00 4,00	910 CR S 911 IW CR 947 EX NIT S	 	7991570000 2500 5000	4	STD 0,25 0,50	
VQ30 Gasoline	2987	6		Maxima Cedric Gloria		93,000	1,20 1,20 2,50	910 CR S 911 CR 777 NIT S	 	7990980000 2500 5000	6	STD 0,25 0,50	
Motor VQ30	2987	6		Maxima Cedric Gloria		93,200	1,20 1,20 2,50	910 IF NIT S 911 CR 777 NIT S	 	7989510000 5000 1000	6	STD 0,50 1,00	
Motor VQ40DE	4000	6	198 kW (269 PS)	PATHFINDER (R51) 4.0 4WD	09/05-	95,500	1,20 1,20 2,00	910 NIT S 931 P 777 NIT S	 	7990000000 5000	6	STD 0,50	
Motor VQ35HR	3498	6	221-230 kW (301-313 PS)	350 Z (Z33) 3.5, INFINITI M (Y51) 35h, INFINITI Q70 (Y51) 3.5 Hybrid, INFINITI EX 35	09/05-	95,500	1,20 1,20 2,00	910 IF NIT S 931 P 777 NIT S	 	7990330000 5000	6	STD 0,50	
Motor VK50VE	5026	8	287 kW (390 PS)	INFINITI QX70 50 AWD, FX 50 AWD	10/08-	95,500	1,20 1,20 2,00	910 IF NIT S 931 P 777 NIT S	 	7990360000	8	STD	
VQ35 Gasoline		6				95,500	1,20 1,20 2,50	910 CR S 911 FE 777 CR S	 	7990990000 5000	6	STD 0,50	



NISSAN

Globally reliable

	ccm										
Motor VQ35		6				95,700	1,20 1,20 2,50	910 CR S 911 FE 777 CR S		7989520000 5000 1000	6 STD 0,50 1,00
Dieselmotor ZD30DD	2953	4	77 kW (105 PS)	Caravan, Coach, Safari, Terrano		96,000	2,00 1,20 2,00	910 NIT S 911 IF CR S 947 EX NIT S		7991180000 5000	4 STD 0,50
Motor TB42 TB42E	4169	6		Safari		96,000	2,00 2,00 4,00	910 NIT S 911 CR 777 NIT S		7989530000 5000 1000	6 STD 0,50 1,00
Dieselmotor TD42T	4169	6		Safari Civilian		96,000	2,50 2,00 3,00	913 NIT S 911 IW CR 947 EX NIT S		7989560000 5000 1000	6 STD 0,50 1,00
Dieselmotor TD42T	4169	6		Safari, Jeep		96,000	2,50 2,00 4,00	913 NIT S 911 IF CR P 947 EX NIT S		7989590000	6 STD
Dieselmotor Z30 ZD30T	2953	4	78 - 130 kW 105 - 170 PS	Patrol, Caravan, Urvan, Homy, Elgrand, Terrano		96,000	2,50 2,00 2,00	913 NIT S 911 IF FE 947 EX NIT S		7989600000	4 STD
TD27 Diesel	2700	4		TD 27 Turbo BD300 Turbo (Ecotech)		96,000	2,50 2,00 4,00	910 CR S 911 IW CR 947 EX NIT S		7991420000	4 STD
TD27 Diesel	2700	4				96,000	2,50 2,00 3,00	914 NIT S 911 IW CR P 947 EX NIT S		7991580000	4 STD
TD27 Diesel	2700	4		TD 27 Turbo BD300 Turbo (Ecotech)		96,000	2,50 2,00 4,00	910 CR 911 IW CR 947 EX CR S		7991590000	4 STD
TD27T Diesel	2663	4				96,000	2,50 2,00 4,00	913 NIT S 911 IW CR 947 EX NIT S		7991610000	4 STD
TD42 AD3 Diesel	4169	6		Datsun Jeep		96,000	2,50 2,00 4,00	910 CR 911 IW CR 947 EX CR S		7991620000	6 STD
TD42 AD3 Diesel	4169	6		Datsun Jeep		96,000	2,50 2,00 4,00	910 CR S 911 IW CR 947 EX NIT S		7991630000	6 STD
BD30 Diesel		4		Cedric		96,000	2,50 2,00 4,00	910 CR S 911 IW CR 947 EX NIT S		7991640000	4 STD
ZD30E Diesel		4				96,000	2,50 2,00 3,00	913 NIT S 911 IW CR 947 EX NIT S		7991650000	4 STD
Motor VK56VD	5552	8	293 kW (398 PS)	Infiniti		98,000	1,20 1,20 2,50	910 NIT S 931 FE 777 NIT S		7990460000 5000	8 STD 0,50
Motor VK56 ZH2		8				98,000	1,50 1,50 2,50	910 CR S 931 FE 777 CR S		7989540000 5000 1000	8 STD 0,50 1,00
Motor VK56DE (NEW)	5552	8		Infiniti Armada		98,000	1,50 1,50 2,50	910 NIT S 931 FE 777 NIT S		7990450000 5000	8 STD 0,50
ED30 Diesel	2956	4		Truck Bison YC341 Caball YC341		98,000	3,00 2,00 2,00 4,50	910 CR 911 IW CR 911 CR 947 EX CR		7991110000	4 STD
ED30 Diesel	2956	4				98,000	3,00 2,00 4,50	910 CR 911 IW CR 947 EX CR		7991660000	4 STD
Dieselmotor QD32		4				99,200	2,50 2,00 3,00	913 CR 911 IW CR 947 EX NIT S		7989570000 5000 1000	4 STD 0,50 1,00
Dieselmotore AD5 QD32NA	3153	4		Caravan, Frontier Datsun truck		99,200	2,50 2,00 3,00	910 NIT S 911 IW CR 947 EX NIT S		7991670000	4 STD
ED33 (new) Diesel	3298	4		Datsun Truck		100,000	2,00 2,00 4,00	910 CR 911 IW CR 947 EX CR S		7991690000	4 STD
ED33 Diesel	3298	4		Truck Bison HMC341 Civilian GHMC341		100,000	3,00 2,00 4,50	910 CR 911 IW CR 947 EX CR		7991120000	4 STD
ED6 FD6 Diesel	5654	6		Truck Condor CM80 CM85 Bus R80 RM80		100,000	3,00 2,00 2,00 4,50	910 CR 911 IW CR 911 CR 947 EX CR		7991130000	6 STD
FD6 Diesel	5654	6				100,000	3,00 2,00 4,50	910 CR 911 IW CR 947 EX CR		7991140000	6 STD
FD6T Diesel	5654	6		Condor CM85, CK 85		100,000	3,00 2,00 2,00 4,50	914 CR 911 IW CR 911 CR 947 EX CR		7991150000	6 STD

	ccm											
FD6T Diesel	5654	6		Condor CM85, CK 85		100,000	3,00 2,00 2,00 4,50	913 CR 911 IW CR 911 CR 947 EX CR		7991160000	6	STD
FD6T (new) Diesel	5654	6				100,000	3,00 2,00 4,50	913 CR 911 IW CR 947 EX CR		7991170000	6	STD
FD33T Diesel	3298	4		Datsun Truck		100,000	3,00 2,00 4,50	913 CR 911 IW CR 947 EX CR		7991680000	4	STD
FD35 Diesel	3500	4		Condore		102,500	2,00 2,00 4,00	910 CR S 911 IW CR 947 EX NIT S		7991710000	4	STD
FD35T Diesel	3500	4		Condor		102,500	3,00 2,00 4,00	913 CR 911 IW CR 947 EX NIT S		7991720000	4	STD
ED35 Diesel	3465	4		Datsun Truck		102,500	3,00 2,00 4,00	910 CR S 911 IW CR 947 EX CR S		7991740000	4	STD
FM6T Diesel		6				105,900	2,50 2,00 4,00	913 NIT S 911 IW CR 947 EX NIT S		7991750000	6	STD
FE6TA Diesel	7000	6		MK 250		108,000	2,50 2,00 4,00	913 NIT S 911 IW CR 947 EX NIT S		7991780000	6	STD
FE6T Diesel	7000	6		MK 250		108,000	3,00 2,00 4,00	913 CR 911 IW CR 947 EX CR S		7991430000	6	STD
FE6 Diesel	6925	6		MK 250		108,000	3,00 2,00 4,00	910 CR 911 IW CR 947 EX CR S		7991440000	6	STD
FE6T Diesel	7000	6		MK 250		108,000	3,00 2,00 4,00	913 CR 911 IW CR 947 EX NIT S		7991760000	6	STD
FE6 Diesel	7000	6		MK 250		108,000	3,00 2,00 4,00	910 CR S 911 IW CR 947 EX NIT S		7991770000	6	STD
NE6 Diesel	7000	6		USA Spec.		110,000	3,00 2,50 4,00	913 CR 911 IW CR 947 EX CR		7991220000	6	STD
ND6 Diesel	6842	6		CK10 PRX102		110,000	4,00 3,00 5,00	910 CR 911 CR 947 EX CR		7991190000	6	STD
ND6T Diesel	6842	6		Bus		110,000	4,00 3,00 5,00	914 TEF 911 CR 947 EX CR		7991210000	6	STD
ND6 Diesel	6842	6		for industrial machine		110,000	4,00 3,00 5,00	910 CR 911 CR 947 EX NIT S		7991790000	6	STD
NE6 Diesel	7000	6		USA Spec.		110,000	4,00 3,00 5,00	913 CR S 911 IW CR 947 EX NIT S		7991800000	6	STD
NS6TA Diesel	9160	6		CV32		120,000	3,00 2,50 4,00	913 NIT S 911 IW CR 947 EX NIT S		7991810000	6	STD
MD92TCI Diesel	9203	6				125,000	2,50 2,00 3,00	913 PVD S 911 NIT S 947 EX NIT S		7991820000	6	STD
PD6T Diesel	10308	6		CW41		125,000	4,00 3,50 5,00	914 CR 911 IW CR 947 EX CR		7991240000	6	STD
PD6T Diesel	10308	6		CW41		125,000	4,00 3,50 5,00	914 CR 911 IW CR 947 EX NIT S		7991840000	6	STD
PDT Diesel	10308	6				125,000	4,00 3,50 5,00	913 CR 911 IW CR 947 EX CR		7991850000	6	STD
PD6 Diesel	10308	6		CK20, TK20, U20, TFA21, CD40, CV40		125,000	5,00 3,50 5,00	910 CR 911 IW CR 947 EX CR		7991230000	6	STD
PD6 Diesel	10308	6		CK20, TK20, U20, TFA21, CD40, CV40		125,000	5,00 3,50 5,00	910 CR 911 IW CR 947 EX NIT S		7991830000	6	STD
PF6 Diesel	13000	6		Truck		133,000	2,50 2,50 4,00	913 NIT S 911 IW CR 947 EX CR S		7991870000	6	STD



NISSAN

Globally reliable

	ccm											
PE6T Diesel	11670	6		CD45		133,000	3,00 2,50 4,00	913 CR 911 IW CR 947 EX CR S		7991260000	6	STD
PE6 Diesel	11670	6		CK30 CK31 CV31 CD32 RB30 CB300		133,000	4,00 3,50 6,00	914 CR 911 IW CR 947 EX CR		7991250000	6	STD
PE6T Diesel	11670	6		CD45		133,000	4,00 3,50 6,00	913 CR 911 IW CR 947 EX CR		7991450000	6	STD
RE8 Diesel	15115	8		CW53 CD 53 CW510		135,000	3,00 3,00 5,00	910 CR 911 IW CR 947 EX CR S		7991460000	8	STD
RD8 Diesel	14313	V-8		Bus CD52 CW50 CW51 CW52 RA50 RA51 TWA52 WD151		135,000	4,00 3,00 6,00	910 CR 911 IW CR 947 EX CR S		7991270000	8	STD
RD8T Diesel	14313	V-8		Truck CV56		135,000	4,00 3,00 6,00	914 CR 911 IW CR 947 EX CR		7991280000	8	STD
RD10 Diesel	18000	V-10		CK60 CW60 CW61 WD23 WD30		135,000	4,00 3,00 6,00	910 CR 911 IW CR 947 EX CR		7991290000	10	STD
RD10T Diesel	17892	V-10		Truck WP381		135,000	4,00 3,00 6,00	914 CR 911 IW CR 947 EX CR		7991300000	10	STD
RF8 Diesel	16991	8		CD520		138,000	2,50 2,50 4,00	910 IF CR 911 IW CR 947 EX CR S		7991470000	8	STD
RF Diesel	21239	10				138,000	2,50 2,50 4,00	910 NIT S 911 IW CR 947 EX NIT S		7991490000 2500 5000	10	STD 0,25 0,50
RG8 Diesel	17991	8		KL-CD53		142,000	3,00 2,50 4,00	910 NIT S 911 IF CR 947 EX NIT S		7991880000	8	STD
RH8 RH10 Diesel	21205	1		Tractor		150,000	3,00 2,50 4,00	910 NIT S 911 IW CR 947 EX NIT S		8991890000	1	STD



auf Anfrage / acc. request /
sur demande



OPEL

Globally reliable

	ccm											
Dieselmotor A 13 DTC	1248	4	55 kW (75 PS)	CORSA D 1.3 CDTI	07/06-	69,600	1,50 1,50 2,00	910 CKS 911 P 947 EX NIT S		8920190000 4000 6000	1	STD 0,40 0,60
Dieselmotor A 13 DTC	1248	4	55 kW (75 PS)	CORSA D Van 1.3 CDTI	07/06-							
Dieselmotor A 13 DTC	1248	4	55 kW (75 PS)	MERIVA B 1.3 CDTI	06/10-							
Dieselmotor A 13 DTE	1248	4	70 kW (95 PS)	ASTRA J 1.3 CDTI	12/09-							
Dieselmotor A 13 DTE	1248	4	70 kW (95 PS)	ASTRA J Sports Tourer 1.3 CDTI	10/10-							
Dieselmotor A 13 DTE	1248	4	70 kW (95 PS)	ASTRA J Stufenheck 1.3 CDTI	06/12-							
Dieselmotor A 13 DTE	1248	4	70 kW (95 PS)	CORSA D 1.3 CDTI	06/10-							
Dieselmotor A 13 DTE	1248	4	70 kW (95 PS)	MERIVA B 1.3 CDTI	06/10-							
Dieselmotor A 13 DTR	1248	4	70 kW (95 PS)	CORSA D 1.3 CDTI	06/10-							
Dieselmotor A 13 DTR	1248	4	70 kW (95 PS)	CORSA D Van 1.3 CDTI	06/10-							
Dieselmotor A 13 FD	1248	4	66 kW (90 PS)	COMBO Kasten/Kombi (X12) 1.3 CDTI	02/12-							
Dieselmotor A 13 FD	1248	4	66 kW (90 PS)	COMBO Tour (X12) 1.3 CDTI	02/12-							
Dieselmotor Z 13 DTE	1248	4	70 kW (95 PS)	CORSA D 1.3 CDTI	06/10-							
Dieselmotor Z 13 DTE	1248	4	70 kW (95 PS)	CORSA D Van 1.3 CDTI	06/10-							
Dieselmotor Z 13 DT, Z 13 D DH, Z 13 D TJ 1.3 Multijet	1248	4	55 - 66 kW 75 - 90 PS	Agila, Corsa, Astra, Combo, Meriva, Tigra 1.3 CDTI	03 -	69,600	2,00 1,50 2,00	910 NIT S 911 P 947 EX NIT		8920960000 4000 6000	1	STD 0,40 0,60
Motor A 14 FP	1368	4	70 kW (95 PS)	COMBO (X12) 1.4	02/12-	72,000	1,00 1,20 2,00	910 IF NIT S 931 P 777 NIT S		8920950000 4000	1	STD 0,40
Motor A 14 FC	1368	4	88 kW (120 PS)	COMBO Kasten/Kombi (X12) 1.4	02/12-	72,000	1,20 1,20 2,00	910 CKS 931 P 947 EX CR		8920130000	1	STD
Motor A 14 FC	1368	4	88 kW (120 PS)	COMBO Kasten/Kombi (X12) 1.4 CNG	02/12-							
Motor A 14 FC	1368	4	88 kW (120 PS)	COMBO Tour (X12) 1.4	02/12-							
Motor A 14 FC	1368	4	88 kW (120 PS)	COMBO Tour (X12) 1.4 CNG	02/12-							
Motor 12 NZ C 12 NZ X 12 SZ	1196	4	33 kW (45 PS)	Corsa, Combo 1.2i	89-01	72,000	1,50 1,50 3,00	910 IF CR S 931 FE 777 CR S		8935010000 5000 1000	1	STD 0,50 1,00
Motor 10 N 10 S	993	4	29 - 35 kW 40 - 48 PS	Kadett, Corsa 1.0	62-84	72,000	2,00 2,00 5,00	910 CR S 911 P 777 CR S		8935020000 5000 1000	1	STD 0,50 1,00























	ccm											
Motor A14NEL	1364	4	88 kW (120 PS)	ASTRA GTC J 1.4	10/11-	72,500	1,20 1,20 2,00	910 IF NIT S 931 P 777 NIT S		8935100000	1	STD
Motor A14NEL	1364	4	88 kW (120 PS)	ASTRA J 1.4 Turbo	10/10-							
Motor A14NEL	1364	4	88 kW (120 PS)	ASTRA J Sports Tourer 1.4 Turbo	10/10-							
Motor A14NEL	1364	4	88 kW (120 PS)	ASTRA J Stufenheck 1.4 Turbo	06/12-							
Motor A14NEL	1364	4	88 kW (120 PS)	CASCADA (W13) 1.4	03/13-							
Motor A14NEL	1364	4	88 kW (120 PS)	CORSA D 1.4	09/14-							
Motor A14NEL / B14NEL	1364	4	88 kW (120 PS)	MERIVA B 1.4	06/10-							
Motor A14NEL / B14NEL	1364	4	88 kW (120 PS)	MERIVA B 1.4 LPG	06/11-							
Motor A14NEL / B14NEL	1364	4	88 kW (120 PS)	ZAFIRA TOURER C (P12) 1.4	10/11-							
Motor A14NET	1364	4	103 kW (140 PS)	ASTRA GTC J 1.4	10/11-							
Motor A14NET	1364	4	103 kW (140 PS)	ASTRA J 1.4 LPG	01/12-							
Motor A14NET	1364	4	103 kW (140 PS)	ASTRA J 1.4 Turbo	12/09-							
Motor A14NET	1364	4	103 kW (140 PS)	ASTRA J Sports Tourer 1.4 LPG	01/12-							
Motor A14NET	1364	4	103 kW (140 PS)	ASTRA J Sports Tourer 1.4 Turbo	10/10-							
Motor A14NET	1364	4	103 kW (140 PS)	ASTRA J Stufenheck 1.4 LPG	07/14-							
Motor A14NET	1364	4	103 kW (140 PS)	ASTRA J Stufenheck 1.4 Turbo	06/12-							
Motor A14NET	1364	4	103 kW (140 PS)	CASCADA (W13) 1.4 Turbo	03/13-							
Motor A14NET	1364	4	103 kW (140 PS)	INSIGNIA 1.4	04/11-							
Motor A14NET	1364	4	103 kW (140 PS)	INSIGNIA 1.4 LPG	07/12-							
Motor A14NET	1364	4	103 kW (140 PS)	INSIGNIA Sports Tourer 1.4	09/11-							
Motor A14NET	1364	4	103 kW (140 PS)	INSIGNIA Sports Tourer 1.4 LPG	07/12-							
Motor A14NET	1364	4	103 kW (140 PS)	INSIGNIA Stufenheck 1.4	04/11-							
Motor A14NET	1364	4	103 kW (140 PS)	INSIGNIA Stufenheck 1.4 LPG	07/12-							
Motor A14NET	1364	4	103 kW (140 PS)	MOKKA 1.4, 4x4, LPG	06/12-							
Motor A14NET / B14NET	1364	4	103 kW (140 PS)	MERIVA B 1.4	06/10-							
Motor A14NET / B14NET	1364	4	103 kW (140 PS)	ZAFIRA TOURER C (P12) 1.4	10/11-							
Motor A14NET / B14NET	1364	4	103 kW (140 PS)	ZAFIRA TOURER C (P12) 1.4 LPG	10/11-							
Motor B14NEJ	1364	4	74 kW (101 PS)	CORSA E 1.4 Turbo	09/14-							
Motor X 10 XE Z 10 XE	973	3	40 kW (54 PS)	Agila, Corsa 1.0 i	97-	72,500	1,20 1,50 2,00	910 IF NIT S 931 P 777 NIT S		8935470000 5000	1	STD 0,50
Motor X 12 XE Z 12 XE	1199	4	48 - 55 kW (6 - 75 PS)	Astra, Agila, Corsa 1.2 16V	98-							
Motor Z 10 XEP	1000	3	44 kW (60 PS)	Agila, Corsa	2003 -	73,400	1,20 1,20 2,00	910 NIT S IF 931 P 777 NIT S		8935560000 5000	1	STD 0,50
Motor Z 12 XEP	1199	4	56 kW 75 PS	Agial, Astra, Corsa 1.2 i	04 -							
Motor Z 14 XEP	1364	4	66 kW 90 PS	Astra, Corsa, Meriva	01 -							
Motor C 1.3 N, 1.3 S	1297	4	44 - 55 kW (60 - 75 PS)	Corsa, Kadett 1.3	86-90	75,000	1,50 1,50 4,00	910 IF CR S 911 FE 777 CR S		8935280000 5000 1000	1	STD 0,50 1,00
Motor 13 N, 13 NB, 13 S, 13 SB, C 13 N	1297	4	44-55 kW (60-75 PS)	Kadett, Ascona, Mania, Corsa 1.5 S	79 -	75,000	1,75 2,00 4,00	910 IF CR S 931 FE 777 CR S		8935120000 5000 1000	1	STD 0,50 1,00
Motor 1.1 S 1.1 N	1078	4	44 kW (60 PS)	Kadett	65-71	75,000	2,00 2,00 5,00	910 IF CR S 931 FE 777 CR S		8935050000 5000	1	STD 0,50
Dieselmotor Isuzu 4EC1 4EC1T X 15 DT	1488	4	37 kW (50 PS)	Corsa, Kadett 1.5 D + 1.5 TD	88-	76,000	2,00 1,50 3,00	910 IF CR S 911 FE 947 EX CR		8935030000 5000 1000	1	STD 0,50 1,00



OPEL

Globally reliable

	ccm											
Motor Daewoo NP960, DG 76	1498	4	51 - 66 kW 70 - 90 PS	Kadett, Daewoo Cielo, Lanos, Espero, Nubira, Nexia, LeMans, Racer 1.5i	90 -	76,500	1,50 1,50 3,00	910 IF CR S 931 FE 777 CR S		8935480000 2500 5000 7500 1000	1	STD 0,25 0,50 0,75 1,00
Motor Z 14 XE	1389	4	66 kW (90 PS)	Astra, Corsa	99 -	77.600	1,20 1,50 2,00	910 NIT S 931 P 777 NIT S		8935570000	1	STD
Motor 1.4 NV, 1.4 NVH, C 1.4 NZ, C 1.4 SE, C 1.4 SEL, X 1.4 XE, X 1.4 NZ, X 1.4 SZ	1389	4	44 - 66 kW (60 - 90 PS)	Astra, Combo, Corsa, Kadett, Tigra 1.4	91 - 01	77.600	1,50 1,50 3,00	910 IF CR S 931 P 777 CR S		8935260000 5000	1	STD 0,50
Motor 1.2 S	1196	4	40,5 kW (55 PS)	Kadett	83-85	77,800	1,50 1,50 4,00	910 CR S 911 FE 777 CR S		8935320000 5000	1	STD 0,50
Motor 12 ST	1196	4	40-44 kW (55-60 PS)	Corsa, Kadett	85 -	77,800	1,75 2,00 4,00	910 CR S 931 FE 777 CR S		8935390000 5000	1	STD 0,50
Motor A 16 LER, B 16 LER, Z 16 LER	1598	4	141 kW (192 PS)	CORSA D 1.6 Turbo	02/07-	79,000	1,20 1,20	910 NIT S 931 P		8935110000 5000	1	STD 0,50
Motor A 16 LET	1598	4	132 kW (180 PS)	ASTRA J Stufenheck 1.6 Turbo, ASTRA J Sports Tourer 1.6 Turbo, ASTRA J 1.6 Turbo, ASTRA GTC J 1.6	10/11-		2,00	777 NIT S				
Motor A 16 LET	1598	4	132 kW (180 PS)	INSIGNIA 1.6 Turbo	01/09-							
Motor A 16 XNT, B 16 XNT	1598	4	110 kW (150 PS)	ZAFIRA TOURER C (P12) 1.6 CNG	10/11-							
Motor A 16 XNT, Z 16 XNT	1598	4	110 kW (150 PS)	ZAFIRA B (A05) 1.6 CNG Turbo	02/09-							
Motor B 16 LES	1598	4	152 kW (207 PS)	CORSA E 1.6 Turbo	03/15-							
Motor Z 16 LET	1598	4	132 kW (180 PS)	ASTRA H TwinTop (L67) 1.6 Turbo, ASTRA H GTC (L08) 1.6 Turbo, ASTRA H Caravan (L35) 1.6 Turbo, ASTRA H (L48) 1.6 Turbo	02/07-							
Motor Z 16 LET	1598	4	132 kW (180 PS)	MERIVA 1.6 Turbo	09/05 - 05/10							
Motor A 16 SHT	1598	4	147 kW (200 PS)	CASCADA (W13) 1.6	11/13-	79,000	1,20 1,20 2,00	910 NIT S PVD 931 P 777 NIT S		8935170000 5000	1	STD 0,50
Motor A 16 SHT	1598	4	147 kW (200 PS)	ZAFIRA TOURER C (P12) 1.6 SIDI	07/13-							
Motor A 16 SHT, B 16 SHT	1598	4	147 kW (200 PS)	ASTRA GTC J 1.6 SIDI	07/13-							
Motor A 16 SHT, B 16 SHT	1598	4	147 kW (200 PS)	ASTRA GTC J 1.6 SIDI	07/13-							
Motor A 16 XHT	1598	4	125 kW (170 PS)	CASCADA (W13) 1.6 SIDI	03/13-							
Motor A 16 XHT	1598	4	125 kW (170 PS)	ZAFIRA TOURER C (P12) 1.6 SIDI	12/12-							
Motor A 16 XHT, B 16 SHL	1598	4	125 kW (170 PS)	ASTRA J 1.6 SIDI	12/12-							
Motor B 16 SHT	1598	4	147 kW (200 PS)	ASTRA K 1.6 Turbo	11/15-							
Motor B 16 SHT	1598	4	147 kW (200 PS)	ASTRA K Sports Tourer 1.6 Turbo	11/15-							
Motor Z 1.6 XEP	1598	4	74 kW (101 PS)	Meriva		79,000	1,20 1,20 2,00	910 CR S 931 P 777 NIT S		8935590000 5000 1000	1	STD 0,50 1,00
Motor 1.6 LZ, 1.6 SE, 1.6 SV, 1.6 SZ, 1.6 SV, C 1.6NZ, E 1.6 NZ, X 1.6 NZ, X 1.6 SZ, X 1.6SZR	1598	4	55 - 74 kW 75 - 101 PS	Ascona, Kadett, Astra, Corsa, Vectra 1.6	87-	79,000	1,20 1,50 3,00	910 CR S 931 P 777 CR S		8935380000 5000 1000	1	STD 0,50 1,00
Motor X 16 XEL16V, X 16 XE-4V, X 16 XE	1598	4	74/78 kW (101/106 PS)	Corsa, Tigra, Astra, Vectra	94-	79,000	1,20 1,50 2,50	910 CR S 931 P 777 CR S		8935510000 5000 1000	1	STD 0,50 1,00
Motor X 1.6 XE, XEL Y 1.6 XE	1598	4	52-74 kW (71-101 PS)	Astra, Vectra, Corsa, Tigra, Zafira, Meriva, Combo Tour	94 -	79,000	1,20 1,50 2,00	910 CR S 931 P 777 NIT S		8935580000 5000 1000	1	STD 0,50 1,00
Motor Z 16 YNG	1598	4	71 kW 101 PS	Zafira CNG	03 -	79,000	1,50 1,50 2,50	910 CR S 931 FE 777 CR S		8935680000	1	STD








































	ccm										
Dieselmotor Isuzu TC4EE1, X 1.7 DT, Y 1.7 DTL, Z 17 DTH, Z 17 DTL	1686	4	55 - 74 kW (75 - 101 PS)	Astra, Vectra, Combo, Corsa, Zafira, Meriva 1.7D	92-	79,000	2,00 1,50 3,00	910 CR S 931 P 947 EX CR		8935400000 5000 1000	1 STD 0,50 1,00
Dieselmotor A17DT, A17DTC, A17DTS	1686	4	74 - 96 kW (100 - 131 PS)	Meriva B 1.7 CDTi	06/10-	79,000	2,00 2,00 3,00	913 CKS 911 CR P 947 EX NIT S		8935070000	1 STD
Dieselmotor A17DTC, A17DTE, A17DTJ, A17DTF, A17DTS, A17DTL, A17DTR	1686	4	74 - 96 kW (101 - 131 PS)	Astra J, Astra J GTC 1.7 CDTi	12/09-						
Dieselmotor A17DTJ, Z17DTR, A17DTR	1686	4	81 - 92 kW (110 - 125 PS)	Astra H, Astra H GTC 1.7 CDTi	02/07-						
Dieselmotor Z17DT, Z17DTR	1686	4	74 - 92 kW (100 - 125 PS)	Meriva A 1.7 CDTi	09/03-05/10						
Dieselmotor Z17DTJ, A17DTJ, A17DTR	1686	4	81 - 92 kW (110 - 125 PS)	Zafira B 1.7 CDTi	01/08-						
Dieselmotor Z17DTR, A17DTS	1686	4	92 - 96 kW (125 - 130 PS)	Corsa D 1.7 CDTi	07/06-						
Motor 1.2 NV, 1.2 N, 1.2 S, E 1.2 GV	1196	4	38 - 44 kW 52 - 60 PS	Ascona, Kadett, Manta, Corsa 1.2	73-	79,000	2,00 2,00 5,00	910 CR S 911 P 777 CR S		8935080000 5000 1000	1 STD 0,50 1,00
Dieselmotor A 16 FDH	1598	4	74 kW (101 PS)	COMBO 1.6 CDTi	02/12-	79,500	1,50 1,50 2,00	910 CKS 931 P 947 EX NIT S		8920870000 4000	1 STD 0,40
Dieselmotor A 16 FDL	1598	4	66 kW (90 PS)	COMBO 1.6 CDTi	02/12-						
Motor 1.6 N, 1.6 S	1598	4	55 - 66 kW (75 - 90 PS)	Ascona, Kadett 1.6	81-95	80,000	1,50 1,75 4,00	910 IF CR S 911 FE 777 CR S		8935290000 5000 1000	1 STD 0,50 1,00
Dieselmotor 1.6 D + 1.6 DA	1598	4	40/40,5 kW (54/55 PS)	Ascona, Kadett 1.6 D	82-89	80,000	2,00 2,00 3,00	910 CR S 911 FE 947 EX CR		8935300000 5000 7500 1000	1 STD 0,50 0,75 1,00
Dieselmotor X 25 TD	2497	6	96 kW (130 PS)	Omega TD	93-04	80,000	3,00 1,75 3,00	914 CR 911 IF U P 947 EX CR		8907010000 5000	1 STD 0,50
Motor X 18 XE-1, Z 1.8 XE, Z 1.8 XEL	1796	4	85 - 92 kW (115 - 125 PS)	Astra, Vectra, Zafira, Corsa, Meriva, Signum, Tigra 1.8 16V	00 -	80,500	1,20 1,20 2,00	910 NIT S IF 931 P 777 NIT S		8935490000 2500 5000 7500 1000	1 STD 0,25 0,50 0,75 1,00
Motor C 18 XE, C 18 XEL, X 18 XE	1796	4	85 - 92 kW 115 - 125 PS	Vectra, Calibra, Astra 1.8	93 - 01	81,600	1,50 1,50 3,00	910 IF CR S 931 FE 777 CR S		8935410000 5000	1 STD 0,50
Motor C 25 XE, X 25 XE	2498	6	125 kW 170 PS	Calibra, Omega, Vectra 2.5 i	93 - 00						
Dieselmotor Z 19 DT + DTH, Z 19 DTJ + DTL	1910	4	88 - 110 kW 120 - 150 PS	Astra, Signum, Vectra, Zafira 1.9 CDTi	04 -	82,000	2,00 2,00 2,00	910 CR S 911 FE 947 EX NIT S		8935690000	1 STD
Dieselmotor 1.7 DR, 1.7 YD, X 1.7 DTL	1699	4	42 - 50 kW (57 - 68 PS)	Astra, Combo, Kadett, Vectra 1.7 D	88-00	82,500	2,00 2,00 3,00	910 CR S 911 FE 947 EX CR		8935330000 5000 1000	1 STD 0,50 1,00



OPEL

Globally reliable
















	ccm										
Dieselmotor A20DT	1956	4	96 kW (130 PS)	ZAFIRA C (P12) 2.0 CDTi	10/11-	83,000	1,50 1,50 2,00	910 CDS P 931 ES P 947 EX NIT S		8935090000 5000	1 STD 0,50
Dieselmotor A20DTE	1956	4	88-103 kW (120-140 PS)	INSIGNIA 2.0 CDTi	03/12-						
Dieselmotor A20DTH	1956	4	121 kW (165 PS)	ASTRA GTC J 2.0 CDTi	10/11-						
Dieselmotor A20DTH	1956	4	118 kW (160 PS)	ASTRA J 2.0 CDTi	12/09-						
Dieselmotor A20DTH	1956	4	121 kW (165 PS)	ASTRA J 2.0 CDTi	06/11-						
Dieselmotor A20DTH	1956	4	118 kW (160 PS)	ASTRA Sports Tourer (J) 2.0 CDTi	10/10-						
Dieselmotor A20DTH	1956	4	121 kW (165 PS)	ASTRA Sports Tourer (J) 2.0 CDTi	08/11-						
Dieselmotor A20DTH	1956	4	121 kW (165 PS)	CASCADA (W13) 2.0 CDTi	03/13-						
Dieselmotor A20DTH	1956	4	118-120 kW (160-163 PS)	INSIGNIA 2.0 CDTi 4x4	07/08-						
Dieselmotor A20DTH	1956	4	118 kW (160 PS)	ZAFIRA C (P12) 2.0 CDTi	10/11-						
Dieselmotor A20DTH	1956	4	121 kW (165 PS)	ZAFIRA C (P12) 2.0 CDTi	10/11-						
Dieselmotor A20DTJ, A20DT	1956	4	96 kW (130 PS)	INSIGNIA 2.0 CDTi	07/08-						
Dieselmotor A20DTL	1956	4	81 kW (110 PS)	ZAFIRA C (P12) 2.0 CDTi	10/11-						
Dieselmotor A20DTL, A20DTC	1956	4	81 kW (110 PS)	INSIGNIA 2.0 CDTi	07/08-						
Dieselmotor A20DTR	1956	4	143 kW (194 PS)	ASTRA GTC J 2.0 BiTurbo CDTi	10/12-						
Dieselmotor A20DTR	1956	4	143 kW (194 PS)	ASTRA J 2.0 BiTurbo CDTi	12/12-						
Dieselmotor A20DTR	1956	4	143 kW (194 PS)	ASTRA Sports Tourer (J) 2.0 BiTurbo CDTi	12/12-						
Dieselmotor A20DTR	1956	4	143 kW (194 PS)	CASCADA (W13) 2.0 CDTi	03/13-						
Dieselmotor A20DTR	1956	4	140-143 kW (190-195 PS)	INSIGNIA 2.0 Biturbo CDTi 4x4	07/08-						
Dieselmotor A20DTR	1956	4	143 kW (194 PS)	ZAFIRA C (P12) 2.0 BiTurbo CDTi	01/13-						
Dieselmotor Z20DTJ, Y20DTJ	1956	4	96 kW (130 PS)	ZAFIRA C (P12) 2.0 CDTi	10/11-						
Dieselmotor Z20DMH	1956	4	81 - 121 kW 110 - 165 PS	Astra, Insignia, Zafira	2006 -	83,000	2,00 2,00 3,00	916 NIT S 911 FE 947 EX NIT S		8935700000 5000	1 STD 0,50
Motor Y 26 SE	2597	6	132 kW (180 PS)	Omega	01 - 04	83,200	1,20 1,50 3,00	910 NIT S 931 P 777 NIT S		8935610000	1 STD
Dieselmotor Y 2.0 DTH	1998	4	74 - 80 kW 100 - 109 PS	Astra, Omega, Vectra, Zafira 2.0 DTi	99 -	84,000	1,75 1,75 3,00	910 IF CR S 931 P 947 EX NIT		8935550000 5000	1 STD 0,50
Dieselmotor Y 2.2 DTH X 2.2 DTR	2171	4	85 - 92 kW 115 - 125 PS	Astra, Frontera, Omega, Sintra, Zafira 2.2 DTi 16V	00 -						
Dieselmotor X 20 DTL	1998	4	60 kW (82 PS)	Astra, Vectra, Zafira 2.0 16 V	97-	84,000	2,00 1,75 3,00	910 IF CR S 931 FE 947 EX NIT S		8935500000 5000	1 STD 0,50
Dieselmotor X 2.0 DTH	1998	4	74 kW (100 PS)	Astra, Vectra, Omega 2.0 DTi 16V	10/97-	84,000	2,50 1,75 3,00	916 CR P 931 P 947 EX NIT S		8935520000	1 STD
Dieselmotor X 2.2 DTH	2171	4	85 kW 115 PS	Astra, Frontera, Vectra, Zafira, Omega, Sintra	98 - 02	84,000	2,50 1,75 3,00	910 CR P 931 FE 947 EX NIT S		8935670000	1 STD
Motor Z 19 DT + DTH Z 19 DTJ + DTL	1910	4	74 - 110 kW 101 - 150 PS	Astra 1.9 CDTi, Vectra 1.9 CDTi, Signum 1.9 CDTi, Zafira 1.9 CDTi	05 -						

	ccm											
Dieselmotor M9R.780	1995	4	84 kW (114 PS)	VIVARO Pritsche/Fahrgestell (E7) 2.0 CDTI	08/06-	84,000	2,50 2,00 2,00	913 CKS 911 IF U 947 EX NIT S		8938570000 5000	1	STD 0,50
Dieselmotor M9R.780, M9R.782, M9R.786	1995	4	66 kW (90 PS)	VIVARO Combi (J7) 2.0 CDTI	08/06-							
Dieselmotor M9R.780, M9R.782, M9R.786, M9R.630	1995	4	66 kW (90 PS)	VIVARO Kasten (F7) 2.0 CDTI	08/06-							
Dieselmotor M9R.780, M9R.784, M9R.786, M9R.788, M9R.630, M9R.692	1995	4	84 kW (114 PS)	VIVARO Combi (J7) 2.0 CDTI	08/06-							
Dieselmotor M9R.780, M9R.784, M9R.786, M9R.788, M9R.692	1995	4	84 kW (114 PS)	VIVARO Kasten (F7) 2.0 CDTI	08/06-							
Dieselmotor M9R.782	1995	4	66 kW (90 PS)	VIVARO Pritsche/Fahrgestell (E7) 2.0 CDTI	01/06-							
Motor 1.8 S, 1.8 NZ, 1.8 NV, EC 1.8 NV, S 1.8 NV	1796	4	60 - 84,5 kW (82 - 115 PS)	Astra, Ascona, Kadett, Manta, Omega, Vectra 1.8	86-95	84,800	1,50 1,50 3,00	910 IF CR S 931 FE 777 CR S		8935340000 5000 1000	1	STD 0,50 1,00
Motor C 1.8 NV, 1,8 N, 1,8 NH, 1,8 S	1796	4	44 - 70 kW (60 - 95 PS)	Ascona, Astra, Kadett, Manta, Rekord, Vectra	79 - 86	84,800	1,50 1,75 4,00	910 IF CR S 911 P 777 CR S		8935310000 5000 1000	1	STD 0,50 1,00
Motor 16 N, 16 S	1584	4	50 - 55 kW (68-75 PS)	Ascona, Kadett, Manta 1.6 S	70-82	85,000	2,00 2,00 5,00	910 CR P 911 FE 777 CR S		8935130000 5000 1000	1	STD 0,50 1,00
Dieselmotor M 9 T	2297	4	74 - 107 kW (100 - 146 PS)	Opel Movano	06/2010-	85,000	2,50 2,00 2,00	913 CR 911 IF U 947 EX NIT S		8938040000 5000	1	STD 0,50
Motor A 20 NFT	1998	4	206 kW (280 PS)	ASTRA GTC J 2.0	04/12-	86,000	1,20 1,50	910 NIT S 931 P		8935180000 5000	1	STD 0,50
Motor A 20 NFT	1998	4	184 kW (250 PS)	INSIGNIA 2.0 Turbo	09/11-			777 NIT S				
Motor A 20 NHT	1998	4	162 kW (220 PS)	INSIGNIA 2.0 Turbo	08/08-							
Motor LNF, Z 20 NHH	1998	4	194 kW (264 PS)	GT Cabriolet 2.0	06/07-							
Motor Y 2.0 LET, Z 2.0 LET	1998	4	140-147 kW (190-200 PS)	Astra, Speedster, Zafira	00 -	86,000	1,20 1,50 2,50	910 NIT S 931 P 777 NIT S		8935620000 5000	1	STD 0,50
Motor Y 2.2 SE, Y 2.2 XE, Z 2.2 SE, Z 2.2 XE,	2198		100 - 108 kW (136 - 147 PS)	Astra, Frontera, Omega, Speedster, Vectra, Zafira	97 -							
Motor Z 2.0 SE	1998	4	100 kW (136 PS)	Speedster, Frontera								
Motor Z 20 LEH	1998	4	177 kW (240 PS)	ASTRA H 2.0 Turbo, ASTRA H GTC 2.0 Turbo, ZAFIRA B 2.0	03/05-							
Motor 20 E, 20 SE, 20 SEH, 20 SER, 20 XE, C 20 LET, C 20 NE, C 20 XE, X 20 XEV	1998	4	85 - 110 kW (115 - 150 PS)	Ascona, Astra, Calibra, Kadett, Omega, Vectra	86- 98	86,000	1,50 1,50 3,00	910 IF CR S 931 P 777 CR S		8935350000 5000 1000	1	STD 0,50 1,00
Motor X 30 XE	2962	V6	155 kW (210 PS)	Omega, Sintra 3.0 i 24 V	94 - 01							
Dieselmotor 2.0	1998	4	40,5/43 kW (55/58 PS)	Ascona D, Rekord D	74-82	86,500	2,00 2,00 4,00	910 CR S 931 FE 947 EX CR		8935220000 5000 1000	1	STD 0,50 1,00
Motor 25 H, 25 S, 25 CIH	2490	6	85 - 96 kW (115 - 131 PS)	Commodore, Senator, Blitz 2,5 S	67 - 87	87,000	2,00 2,00 5,00	910 CR S 911 IF FE 777 CR S		8935140000 5000 1000	1	STD 0,50 1,00
Dieselmotor G9T.720	2188	4	66 kW 90 PS	Movano Dti	00 -	87,000	3,00 1,75 2,50	913 CR 931 P 947 EX NIT		8938490000	1	STD
Motor Y 3.2 SE	3175	6	160 kW (218 PS)	Omega 3.2	01 - 03	87,500	1,20 1,50 2,50	910 NIT S 931 P 777 NIT S		8935630000 5000	1	STD 0,50
Dieselmotor 6DE1	2958	6	125 - 130 kW (170 - 177 PS)	Insignia 2.9 CDTI Vectra Signum		87,500	2,50 1,50 3,00	910 CR P 931 P 947 EX NIT S		7981570000	6	STD
Motor 1.7 S/L	1698	4	55 kW (75 PS)	Kadett, Rekord	65-71	88,000	2,00	910 CR S		8935160000	1	STD
Motor 1.7 S/L	1698	4	61 kW (83 PS)	Rekord	72-74		2,00 5,00	911 FE 777 CR S				
Dieselmotor 2.1 LD	2068	4	44 kW (60 PS)	Rekord D, Blitz D	72-79	88,000	2,00 2,00 4,00	910 CR S 931 FE 947 EX CR		8935230000	1	STD

**OPEL**

Globally reliable

	ccm										
Dieselmotor	2100	4		Rekord, Blitz		88,000	2,00 2,00 2,00 5,00	910 CR S 911 FE 931 FE 948 EX FE	 8935420000 5000 1000	1	STD 0,50 1,00
Motor C 26 NE	2594	6	110 kW (150 PS)	Omega A 2.6i, Senator B 2.6i	09.90 - 03.94	88,800	1,50 1,50 3,00	910 CR S 931 FE 777 CR S	 8935430000 5000	1	STD 0,50
Dieselmotor G9U.720	2463	4	85 / 115	Movano 2.5 DTI	01 -	89,000	3,00 1,75 2,50	913 CR 931 P 947 EX NIT S	 8938500000	1	STD
Dieselmotor 2.3 D, TD	2260	4	46 - 63 kW (63 - 86 PS)	Rekord 2.2 D	78 - 86	92,000	2,00 2,00 4,00	910 CR S 931 FE 947 EX CR	 8935270000 5000 1000	1	STD 0,50 1,00
Dieselmotor 23 DTR, 2.3 TD, 2.3 YTD	2260	4	63 - 74 kW (86 - 100 PS)	Frontera, Omega, Rekord, Senator 2.3 TD	88-98	92,000	2,50 2,00 4,00	916 CR 931 FE 947 EX CR	 8935360000 5000	1	STD 0,50
Motor 19 H, 19 S, 19 SH	1897	4	65 - 78 kW (86 - 106 PS)	Ascona, Kadett, Manta, Rekord 1.9	67-80	93,000	2,00 2,00 5,00	910 CR S 911 P 777 CR S	 8935190000 5000 1000	1	STD 0,50 1,00
Dieselmotor S8U 758	2499	4	55 / 75	Arena 2.5 D		93,000	3,00 2,00 3,00	910 CR 931 P 947 EX CR	 8935650000	1	STD
Dieselmotor G9U	2463	4	84 - 99 kW 115 - 135 PS	Movano + Vivaro 2,5 DTI	2001 -	94,400	2,50 2,00 2,50	914 CR 931 P 947 EX NIT S	 8920910000 4000 6000	1	STD 0,40 0,60
Dieselmotor 8140.23 S9W 702	2799	4	84 kW 114 PS	Movano 2.8 DTI	99 -	94,400	3,00 2,00 3,00	914 CR 931 P 947 EX CR	 8920900000 4000 6000	1	STD 0,40 0,60
Motor C 2.4 NE	2410	4	92 kW (125 PS)	Frontera, Omega	91-04	95,000	1,50 1,50	910 IF CR S 911 FE	 8935370000 5000	1	STD 0,50
Motor C 3.0 SE	2969	6	150 kW (204 PS)	Omega, Senator	89-		3,00	777 CR S			
Motor 2.2 E	2197	4	85 kW (115 PS)	Monza, Rekord, Senator	84-87	95,000	1,75 1,50 3,50	910 CR S IF 911 FE 777 CR S	 8935440000 5000 1000	1	STD 0,50 1,00
Motor 2.0 E, 2.0 N, 2.0 S	1979	4	66 - 84,5 kW (90 - 115 PS)	Ascona, Manta, Rekord, Kadett, Monza, Senator	74 - 86	95,000	2,00 2,00 4,00	910 CR S 930 FE 947 EX FE	 8935250000 5000 1000	1	STD 0,50 1,00
Motor 3.0 E, 3.0 NE, C 3.0 LE, C 3.0 NE	2969	6	110,5 - 132,5 kW (150 - 180 PS)	Monza, Senator, Omega 3.0	78-04						
Motor 2.0 E, 2.0 N, 2.0 S	1979	4	72 - 84,5 kW 98 - 115 PS	Ascona, Kadett, Manta, Monza, Rekord, Senator	75-95	95,000	2,00 2,00 4,00	910 CR S 930 FE 777 CR S	 8935530000 5000 1000	1	STD 0,50 1,00
Motor 3.0 E, 3.0 NE, C 3.0 LE, C 3.0 NE	2969	6	110,5 - 132,5 kW (150 - 180 PS)	Monza, Omega, Senator	78- 04						
Dieselmotor 4 JG 2 T	3059	4	85 / 115	Monterey		95,400	2,50 2,00 4,00	913 P 911 P 947 EX NIT S	 8935660000	1	STD

	ccm											
Dieselmotor 9105, 9107	10518	6	147 kW (200 PS)	1061, 1062, 1063, 1064, 1070, 1074, 2011, 2080		120,000	3,00 3,00 3,00 6,00	913 CR 911 FE 931 FE 947 EX CR		8952520000	1	STD
Dieselmotor 9105/11/15/17, 9106, 9107/3	10518	6	147 kW (200 PS)	1065, 1066, 1080, 1083, 1180, 2022, 2180, 3060, 5031, 5071, 6031, 6035, 6046	72-	120,000	3,00 3,00 3,00 6,00 6,00	913 CR 911 FE 931 FE 947 EX CR 946 P		8952560000	1	STD
Dieselmotor 9109/1/2/9	10518	6	191,5 kW (260 PS)	1061, 1063, 1066, 1080, 1083, 1086, 1088, 2080, 2180, 3060, 3088, 3180, 3188								
Dieselmotor 9152, 9154	11946	6	154-169 kW (210-230 PS)	Bus, 1084, 1084/8, 5076, 6050, 6050/4/5, 6055	83-	130,000	3,00 3,00 3,00 6,00	913 CR P 911 CR P 931 FE 947 EX CR P		8952600000	1	STD
Dieselmotor 9156, 9157	11946	6	221/257,5 kW (300/350 PS)	1087, 1187, 2081, 2082, 2089, 2181, 2189, 3089, 3188, Tecno								
Dieselmotor 96 R 11 EX	11945	6	265 kW (360 PS)	1236.38 R, 1236.38 T, Troner	88-	130,000	3,50 3,00 4,00	914 CR 911 IW U CR 947 EX CR		8952590000	1	STD



PERKINS

Globally reliable













	ccm											
Dieselmotor 403 C - 15 403 D -15	1496	3	12 - 30 kW 16 - 41 PS		2001-	84,000	2,00 1,50 3,00	910 CR S IF 931 P 947 EX NIT S		8936400000	1	STD
Dieselmotor 403 D-17	1662	3	26 kW 36 PS		2001 -							
Dieselmotor 404 C-22 404 D-22	2216	4	27 - 49 kW 37 - 66 PS		2001-							
Dieselmotor 4.20 N/A	1993	4	46 kW (63 PS)	Austin, Rover Maestro, Sherpa Van	89-	84,450	2,00 1,75 3,00	910 CR S 931 FE 947 EX CR		8936030000 5000	1	STD 0,50
Dieselmotor 4.20 N/A	1993	4	38 kW (52 PS)	Industriemotor	03/86-							
Dieselmotor 4.20 N/A	1993	4	46 kW (63 PS)	Rover Maestro, Sherpa Van	87-89							
Dieselmotor 4.20 T/C	1993	4	60 kW (81,5 PS)	Austin	90-							
Dieselmotor 4.20 T/C	1993	4	60 kW (81,5 PS)	Rover, Montego	85-90							
Dieselmotor P 3.144	2365	3	22/26/28 kW (30/35/ 38 PS)			88,900	2,38 2,38 3,16 6,33 6,33	910 IF CR 911 FE 930 FE 947 EX FE 946 FE		8936050000	1	STD
Dieselmotor P 4.192, PA, PB	3150	4	29,5/32,5/ 37 kW (40/44,5/ 50 PS)									
Dieselmotor P 6.288, PF, PG	4730	6	61 kW (83 PS)	Python, Puma, Panther	37-62							
Motor 3.152	2500	3		Stationary engine		91,480	2,38 2,38 2,38 6,35	910 CR IW 911 IF FE 911 IF FE 947 EX CR		8936300000	1	STD
Motor 4.203	3300	4		Tractor engine								
Dieselmotor 3.152, P 3.152	2500	3	33 kW (45 PS)			91,480	2,38 2,38 3,16 6,33 6,33	911 IF FE 911 IF FE 931 FE 947 FE 946 FE		8936040000	1	STD
Dieselmotor 4.203, P 4.203	3300	4	44 kW (60 PS)									
Dieselmotor 6.305, P 6.305	5000	6	66 kW (90 PS)		60-							
Dieselmotor D 3.152	2500	3	31/33,5/ 35 kW (42/45,5/ 47 PS)									
Dieselmotor D 4.203	3300	4	40,5 kW (55 PS)		62-							
Dieselmotor 3.152	2500	3				91,480	2,38 2,38 2,38 6,33 6,33	910 IW CR 911 IF FE 911 IF FE 946 EX FE 946 FE		8936060000	1	STD
Dieselmotor 4.203	3300	4										
Dieselmotor 6.305	5000	6	33-66 kW (45-90 PS)									
Dieselmotor D/AD 3.152	2500	3				91,480	2,38 2,38 2,38 4,74	910 IW CR 911 IF FE 911 IF FE 947 EX CR P		8936110000	1	STD
Dieselmotor 3.152, P 3.152	2500	3	33 kW (45 PS)			91,480	2,38 2,38 3,16 6,33 6,33	910 CR IW 911 IF FE 931 FE 947 EX CR 946 FE		8936240000	1	STD
Dieselmotor 4.203, P 4.203	3300	4	44 kW (60 PS)									
Dieselmotor 6.305, P 6.305	5000	6	66 kW (90 PS)		60-							
Dieselmotor D 3.152	2500	3	31/33,5/ 35 kW (42/45,5/ 47 PS)									
Dieselmotor D 4.203	3300	4	40,5 kW (55 PS)		62-							
Dieselmotor D/AD 3.152	2500	3				91,480	2,38 2,38 4,74	910 IW CR 911 IF FE 947 EX CR P		8936330000	1	STD
Dieselmotor 4.165	2710	4	37/48 kW (50/65 PS)	CJ, Volkswagen LT 28 D, LT 31 D, LT 35 D	75-	92,000	2,00 2,50 4,00	910 CR S 931 FE 947 EX CR		8936250000 5000 1000	1	STD 0,50 1,00
Dieselmotor 6.354/V	5800	6	71,5/82,5/ 87 kW (97/112/ 118 PS)			98,480	2,38 2,38 2,38 6,33 6,33	910 IF CR 911 IF P 911 IF P 947 P 946 P		8936080000 1000	1	STD 0,10
Dieselmotor AD 4.236, D 39 C	3864	4	57,5/59 kW (78/80 PS)	Volvo	61-							
Dieselmotor AD 4.236, D 39 C	3864	4	57,5/59 kW (78/80 PS)	Volvo	61-							
Dieselmotor 4.212	3475	4	44/47 kW (60/64 PS)		69-	98,480	2,38 2,38 2,38 6,33	910 IF CR 911 IF P 911 IF P 947 EX CR		8936090000	1	STD
Dieselmotor AD 4.236, D 39 C	3864	4	48-60 kW (65-80 PS)	Volvo	61-							
Dieselmotor 6.354/V	5800	6	71,5/82,5/ 87 kW (97/112/ 118 PS)			98,480	2,38 2,38 2,38 6,33 6,33	911 IF P 911 IF P 910 IF P 947 P 946 P		8936100000 1000	1	STD 0,10
Dieselmotor AD 4.236, D 39 C	3864	4	57,5/59 kW (78/80 PS)	Volvo	61-							
Dieselmotor AD 4.236, D 39 C	3864	4	57,5/59 kW (78/80 PS)	Volvo	61-							

	ccm										
Dieselmotor 6.354/V	5800	6	71,5/82,5/ 87 kW (97/112/ 118 PS)	Volvo	61-	98,480	2,38 910 IF CR 2,38 911 IF P 2,38 931 P 6,33 947 EX CR 6,33 946 P		8936200000	1	STD
Dieselmotor AD 4.236, D 39 C	3864	4	57,5/59 kW (78/80 PS)	Volvo	61-						
Dieselmotor AD 4.236, D 39 C	3864	4	57,5/59 kW (78/80 PS)								
Dieselmotor 6.354	5794	6	71/75/82 kW (97/102/ 112 PS)	Traktor 2620	61-	98,480	2,38 910 IF CR 2,38 911 IF FE 4,74 947 EX FE		8936260000	1	STD
Dieselmotor 6.354.4	5794	6									
Dieselmotor 6.354.4	5794	6	77/92 kW (105/122 PS)		75-						
Dieselmotor AD 4.236, D 39 C	3864	4	48-60 kW (65-80 PS)	Volvo	61-						
Dieselmotor 6.354.2, 6.354.4	5794	6	84,5/87 kW (115/118 PS)		69-	98,480	3,16 910 CR 2,38 911 IF FE 2,38 911 IF FE 6,33 947 EX CR 6,33 946 P		8936150000 1000	1	STD 0,10
Dieselmotor T 4.236, T 4.38	3864	4	49/58 kW (66/79 PS)			98,480	3,16 916 CR 2,38 911 IF FE 4,74 947 EX CR		8936270000 1000	1	STD 0,10
Dieselmotor 4.40	3990	4		Phaser 90		100,000	2,50 910 CR 2,50 911 FE 4,00 947 EX CR		8936380000	1	STD
Dieselmotor 6.60	5985	6		1004-4							
Dieselmotor 1004-4T/TW	4000	4		Phaser 110T, 120Ti, 160Ti, 180Ti		100,000	3,00 916 CR 2,50 911 FE 4,00 947 EX CR		8936130000	1	STD
Dieselmotor 1006-6T/TW	6000	6									
Dieselmotor T4.40		4		Policeman		100,000	3,50 916 CR 2,50 930 P 4,00 947 EX CR IN		8936140000	1	STD
Dieselmotor T6.60		6									
Dieselmotor T 4.40 Euro 2	4000	4	83 kW	Truck		100,000	3,50 916 CR 2,50 931 P 3,50 947 EX CR		8936390000	1	STD
Dieselmotor T 6.60 Euro 2	6000	6	120 kW								
Dieselmotor 4.248	4064	4	53-61 kW (72-83 PS)		69-04/82	101,050	2,38 910 CR IF P 2,38 911 FE 2,38 911 FE 6,33 947 EX CR		8936210000	1	STD
Dieselmotor 6.372	6100	6	87 kW (118 PS)								
Dieselmotor 4.248	4064	4	61 kW (83 PS)			101,050	2,38 910 CR 2,38 911 FE 2,38 911 FE 4,74 947 EX CR		8936340000	1	STD
Dieselmotor 4.248.2	4067	4	60 kW (81,5 PS)		81-	101,050	2,50 910 CR 2,50 931 P 5,00 947 EX CR		8936290000	1	STD
Dieselmotor 4248	4064	4	53-61 kW (72-83 PS)		05/82-						
Dieselmotor P4000 Aspirated, Turbo		4				101,050	3,00 916 CR 2,50 911 IF U 4,00 947 EX CR		8936350000	1	STD
Dieselmotor TV 8.540	8830	V8	129 kW (175 PS)	Marine engine	84-	107,950	3,00 914 CR 2,38 911 IF P 3,50 947 EX CR		8936310000	1	STD
Dieselmotor TV 8.540 M	8830	V8	257,5 kW (350 PS)		84-						
Dieselmotor 4.256		4				111,760	2,38 910 CR IF P 2,38 910 IF FE 2,38 930 FE 4,74 947 EX CR		8936160000	1	STD



PETTER

Globally reliable

	ccm											
Dieselmotor PH 1+2	659	1				87,310	2,38	910 CR IW P		8943010000	1	STD
Dieselmotor PJ 1W+2W	1318	3					2,38 2,38 4,74	911 P 911 P 947 FE				

	ccm											
Motor TU 9 TU 9 M TU 9 Z	954	4	32 kW (44 PS)	106, 205	88-	70,000	1,50 1,50 3,00	910 IF CR S 911 FE 777 CR S		8937030000	1	STD
Motor XV 3, XV 5, XV 8	954	4	32/34/35 kW (44,5/46/ 48 PS)	104, 204, 205	72-88	70,000	2,00 2,00 4,00	910 IF CR 931 P 948 EX P		8937010000	1	STD
Motor 1KR-FE	996	3	50 kW 68 PS	107 70	10 -	71,000	1,00 1,00 1,50	910 NIT S 911 FE 777 CR S		7996010000 5000	3	STD 0,50
Motor TU 1 JP	1124	4	44 / 60	C2 1.1, C3 1.1, 106, 206, Partner	96 - 03	72,000	1,50 1,50 2,50	910 CR S 931 P 777 CR S		8937540000	1	STD
Motor TU 1 K/M/Z	1124	4	40 -44 kW (54 - 60 PS)	106, 205, 306, 309, Partner	88- 02	72,000	1,50 2,00 3,00	910 IF CR S 930 FE 777 CR S		8937060000	1	STD
Motor XW 3 XW 3 S XW 7	1124	4	42 - 48,5 kW (57 - 66 PS)	104, 205	76 - 82	72,000	1,50 2,00 4,00	910 IF CR S 930 FE 777 CR S		8937090000	1	STD
Dieselmotor 8HP (DV4C), 8HR (DV4C)	1398	4	50 KW (68 PS)	208 1.4 HDi	03/12-	73,700	2,50 1,95	922 CKS 911 IF U		8937020000 5000	1	STD 0,50
Dieselmotor 8HR (DV4C)	1398	4	50 KW (68 PS)	2008 1.4 HDi	06/13-		2,00	947 EX CKS				
Dieselmotor 8HR (DV4C)	1398	4	50 KW (68 PS)	207 (WA_, WC_) 1.4 HDi	02/06-							
Dieselmotor DV4 TD, DV4 TED, DV4 TED4 8HX, 8HZ	1398	4	52 - 66 kW 71 - 89 PS	206 1.4 TD, 307 1.4 TD, 1007, C2 + C3 1.4 HDi, Xsara 1.4 HDi Ford, Citroen, Mazda, Suzuki	02 -	73,700	2,50 1,95 2,50	916 CR 911 IF U P 947 EX NIT S		8937560000	1	STD
Motor E1 F1	1118	4	40 - 46 kW 54 - 62 PS	309	85 - 90	74,000	1,75 2,00 4,00	910 IF CR S 931 FE 777 CR S		8937130000	1	STD
Motor XZ5	1219	4	42 kW 57 PS	104 1.2	79 - 83							
Motor EB2	1199	3	60 kW (82 PS)	108 1.2	05/14-	75,000	1,00 1,00	910 NIT S 931 S P		8937160000	1	STD
Motor EB2	1199	3	60 kW (82 PS)	2008 1.2 VTi	03/13-		2,00	947 EX NIT S				
Motor EB2	1199	3	60 kW (82 PS)	208 1.2	03/12-							
Motor EB2	1199	3	60 kW (82 PS)	308 II 1.2 VTi 72	09/13-							
Motor EB2 M	1199	3	53 kW (72 PS)	301 1.2 VTi 72	11/12-							
Motor KFU - ET3J4	1360	4	65 kW 88 PS	307 + 1007 + Citroen C 2 + C 3	2004 -	75,000	1,20 1,50 2,50	910 IF NIT S 931 ES FE 777 NIT S		8937600000	1	STD
Motor TU3 JP	1361	4	55 kW 75 PS	106, 206, 306, 307, Partner 1.4 i	93 -	75,000	1,50 1,50 2,50	910 IF CR S 931 P 777 CR S		8937550000	1	STD
Motor TU2.4	1294	4	70 kW 95 PS	205 Rallye	97 90	75,000	1,75 2,00	910 IF CR S 931 FE		8937380000	1	STD
Motor TU3 TU3A TU3CP TU3M TU3S	1360	4	44 - 62 kW (60 - 84 PS)	106, 205, 309, 405, Partner 1.4	88 - 97		3,00	777 CR S				
Motor XY 6 B, XY 7, XY 8	1360	4	44-59 kW (60-80 PS)	104	78-83	75,000	1,75 2,00	910 IF CR S 931 FE		8938170000	1	STD
Motor XZ 5	1218	4	42 kW (57 PS)	104	78-84		4,00	777 CR S				
Dieselmotor TUD 3	1361	4	37 -39 kW (50 - 53 PS)	106, 205, 306, 309, 405 1.4 D	92- 02	75,000	2,25 1,75 3,00	910 CR 911 FE 946 EX		8937050000	1	STD



PEUGEOT

Globally reliable

	ccm											
Dieselmotor 9HF (DV6DTED)	1560	4	68 kW (92 PS)	301 1.6 HDi 90	11/12-	75,000	2,50	922 CKS		8937620000 5000	1	STD 0,50
Dieselmotor 9HH (DV6DUM), 9HM (DV6UC)	1560	4	66 kW (90 PS)	EXPERT Kasten (VF3A_, VF3U_, VF3X_) 1.6 HDi 90 8V	01/07-		1,95 2,00	931 P 947 EX CKS				
Dieselmotor 9HH (DV6DUM), 9HM (DV6UC)	1560	4	66 kW (90 PS)	EXPERT Tepee (VF3V_) 1.6 HDi 90 8V	01/07-							
Dieselmotor 9HK (DV6ETEDM)	1560	4	55 kW (75 PS)	208 1.6 HDi	01/13-							
Dieselmotor 9HP (DV6DTED)	1560	4	68 kW (92 PS)	2008 1.6 HDi	03/13-							
Dieselmotor 9HP (DV6DTED)	1560	4	68 kW (92 PS)	207 (WA_, WC_) 1.6 HDi	11/09-							
Dieselmotor 9HP (DV6DTED)	1560	4	68 kW (92 PS)	207 SW (WK_) 1.6 HDi	11/09-							
Dieselmotor 9HP (DV6DTED)	1560	4	68 kW (92 PS)	208 1.6 HDi	03/12-							
Dieselmotor 9HP (DV6DTED)	1560	4	68 kW (92 PS)	308 (4A_, 4C_) 1.6 HDi	11/09-							
Dieselmotor 9HP (DV6DTED)	1560	4	68 kW (92 PS)	308 SW 1.6 HDi	11/09-							
Dieselmotor 9HP (DV6DTED)	1560	4	68 kW (92 PS)	PARTNER Kasten 1.6 HDi 90	04/10-							
Dieselmotor 9HP (DV6DTED)	1560	4	68 kW (92 PS)	PARTNER Tepee 1.6 HDi 90	04/10-							
Dieselmotor 9HR (DV6C)	1560	4	82 kW (112 PS)	207 (WA_, WC_) 1.6 HDi 110	08/09-							
Dieselmotor 9HR (DV6C)	1560	4	82 kW (112 PS)	207 CC (WD_) 1.6 HDi	08/09-							
Dieselmotor 9HR (DV6C)	1560	4	82 kW (112 PS)	207 SW (WK_) 1.6 HDi	08/09-							
Dieselmotor 9HR (DV6C)	1560	4	82 kW (112 PS)	3008 1.6 HDi	08/10-							
Dieselmotor 9HR (DV6C)	1560	4	82 kW (112 PS)	308 (4A_, 4C_) 1.6 HDi	12/09-							
Dieselmotor 9HR (DV6C)	1560	4	82 kW (112 PS)	308 CC 1.6 HDi	06/09-							
Dieselmotor 9HR (DV6C)	1560	4	82 kW (112 PS)	308 SW 1.6 HDi	12/09-							
Dieselmotor 9HR (DV6C)	1560	4	82 kW (112 PS)	5008 1.6 HDi	08/10-							
Dieselmotor 9HR (DV6C)	1560	4	82 kW (112 PS)	508 1.6 HDi	11/10-							
Dieselmotor 9HR (DV6C)	1560	4	82 kW (112 PS)	508 SW 1.6 HDi	11/10-							













	ccm										
Dieselmotor 9HV (DV6TED4) 9HX (DV6ATED4)	1560	4	66 kW (90 PS)	207 (WA_, WC_) 1.6 HDi	02/06-	75,000	3,00 1,95 2,50	916 CKS 931 ES P 947 EX NIT S		8937630000 5000	1 STD 0,50
Dieselmotor 9HV (DV6TED4) 9HX (DV6ATED4)	1560	4	66 kW (90 PS)	PARTNER Tepee 1.6 HDi 16V	04/08-						
Dieselmotor 9HY (DV6TED4) 9HZ (DV6TED4)	1560	4	80 kW (109 PS)	307 (3A/C) 1.6 HDi 110	02/04-						
Dieselmotor 9HY (DV6TED4) 9HZ (DV6TED4)	1560	4	80 kW (109 PS)	307 Break (3E) 1.6 HDi 110	02/04-						
Dieselmotor 9HY (DV6TED4) 9HZ (DV6TED4)	1560	4	80 kW (109 PS)	206 Schrägheck (2A/C) 1.6 HDi 110	05/04-						
Dieselmotor 9HY (DV6TED4) 9HZ (DV6TED4)	1560	4	80 kW (109 PS)	207 (WA_, WC_) 1.6 HDi	02/06-						
Dieselmotor 9HY (DV6TED4) 9HZ (DV6TED4)	1560	4	80 kW (109 PS)	307 (3A/C) 1.6 HDi 110	02/04-						
Dieselmotor 9HY (DV6TED4) 9HZ (DV6TED4)	1560	4	80 kW (109 PS)	307 Break (3E) 1.6 HDi	02/04-						
Dieselmotor 9HY (DV6TED4) 9HZ (DV6TED4)	1560	4	80 kW (109 PS)	307 SW (3H) 1.6 HDi 110	02/04-						
Dieselmotor 9HY (DV6TED4) 9HZ (DV6TED4)	1560	4	80 kW (109 PS)	307 SW (3H) 1.6 HDi 110	02/04-						
Dieselmotor 9HZ (DV6TED4)	1560	4	80 kW (109 PS)	1007 (KM_) 1.6 HDi	06/07-						
Dieselmotor 9HZ (DV6TED4)	1560	4	80 kW (109 PS)	206 CC (2D) 1.6 HDi 110	04/05-						
Dieselmotor 9HZ (DV6TED4)	1560	4	80 kW (109 PS)	206 SW (2E/K) 1.6 HDi 110	05/04-						
Dieselmotor 9HZ (DV6TED4)	1560	4	80 kW (109 PS)	207 CC (WD_) 1.6 HDi	02/07-						
Dieselmotor 9HZ (DV6TED4)	1560	4	80 kW (109 PS)	207 SW (WK_) 1.6 HDi	06/07-						
Dieselmotor 9HZ (DV6TED4)	1560	4	80 kW (109 PS)	3008 1.6 HDi	06/09-						
Dieselmotor 9HZ (DV6TED4)	1560	4	80 kW (109 PS)	308 (4A_, 4C_) 1.6 HDi	09/07-						
Dieselmotor 9HZ (DV6TED4)	1560	4	80 kW (109 PS)	308 SW 1.6 HDi	09/07-						
Dieselmotor 9HZ (DV6TED4)	1560	4	80 kW (109 PS)	407 (6D_) 1.6 HDi 110	05/04-						
Dieselmotor 9HZ (DV6TED4)	1560	4	80 kW (109 PS)	407 SW (6E_) 1.6 HDi 110	05/04-						
Dieselmotor 9HZ (DV6TED4)	1560	4	80 kW (110 PS)	5008 1.6 HDi	09/09-						
Dieselmotor 9HZ (DV6TED4)	1560	4	80 kW (109 PS)	PARTNER Kasten 1.6 HDi	04/08-						
Motor XL 3 XL 3 S	1288	4	48 - 55 kW (65 - 75 PS)	304	72-75	76,000	1,75 2,00 4,00	910 IF CR S 931 FE 777 CR S		8937100000	1 STD
Motor G 1 A	1294	4	47 kW (64 PS)	309	85-90	76,700	1,75 2,00 4,00	910 IF CR S 930 FE 777 CR S		8941040000 4000 8000	1 STD 0,40 0,80
Dieselmotor TUD 5 TUD 5B	1527	4	40 - 42 kW (54 - 57 PS)	106 1.5 D	94-	77,000	2,00 1,75 3,00	910 CR S 911 IF U P 947 EX CR		8937260000 4000	1 STD 0,40
Dieselmotor XL 4 D	1357	4	33 kW (45 PS)	204 D, 304 D	73-79	78,000	1,75 2,00 3,00	910 IF CR S 911 FE 947 EX CR		8937200000	1 STD
Motor XK5	1130	4	43 kW 58 PS	204, 304 1.1	75 - 80	78,000	1,75 2,00	910 IF CR S 911 FE		8937210000	1 STD
Motor XL 5 S	1290	4	55 kW (75 PS)	304 1.3	72-75		4,00	947 EX FE			
Motor XR5A XR5S	1472	4	50 - 65 kW 68 - 88 PS	305 1.5	80 - 90						
Motor NFP (EC5)	1587	4	85 kW (115 PS)	301 1.6 VTi 115	11/12-	78,500	1,00 1,20 2,00	910 IF NIT S 931 S P 947 EX NIT S		8937690000 5000	1 STD 0,50
Motor TU 5 JP 4 NFU, NFX	1587	4	80 kW 109 PS	106, 206, 307, Partner, Saxo, C3, Xsara, Berlingo, 1007	96 -	78,500	1,20 1,50 2,50	910 CR S 931 P 777 NIT S		8937520000	1 STD
Motor TU5 J2 TU5JP	1587	4	65 - 74 kW 88 - 101 PS	106, 306, 405	93 - 98	78,500	1,50 1,50 3,00	910 IF CR S 931 P 777 NIT S		8937430000 5000	1 STD 0,50



PEUGEOT

Globally reliable

	ccm											
Dieselmotor XID80	1548	4	36 kW (49 PS)	304 GLD, 305 GRD		80,000	1,75 2,00 3,00	910 IF CR S 911 FE 947 EX CR		8937110000	1	STD
Dieselmotor XUD 7, 161 A	1769	4	44 kW (60 PS)	205, 305, 309, 405	83-03	80,000	2,00 2,00 3,00	910 CR S 911 FE 947 EX CR		8937220000 5000 8000 1000	1	STD 0,50 0,80 1,00
Dieselmotor TUD3	1360	4		106 XTD		80,000	2,25 1,75 3,00	910 CR 911 FE 947 EX CR		8937390000	1	STD
Dieselmotor A 8 B, XUD 7 TE	1769	4	57/66 kW (78/90 PS)	205, 309, 405	90-	80,000	3,00 2,00 3,00	914 CR 911 FE 947 EX CR		8937270000	1	STD
Dieselmotor DT17TED4	2721	6	150 kW (204 PS)	607 (9D, 9U) 2.7 HDi 24V	12/04-	81,000	2,00 2,00 2,00	910 IF CKS 911 IF U P 947 EX NIT S		8937280000 5000	1	STD 0,50
Dieselmotor UHZ (DT17)	2720	6	150 kW (204 PS)	407 (6D_) 2.7 HDi	10/05-							
Dieselmotor UHZ (DT17)	2720	6	150 kW (204 PS)	407 Coupe (6C_) 2.7 HDi	10/05-							
Dieselmotor UHZ (DT17)	2720	6	150 kW (204 PS)	407 SW (6E_) 2.7 HDi	10/05-							
Dieselmotor DW 8 DW 8 B XUD 9 AY	1868	4	51 kW (68 PS)	Berlingo, Dispatch, Jumpy, Xsara, C 15 Expert, Partner, 206, 306, Ranch	98 -	82,200	2,00 2,00 3,00	910 CR S 931 P 947 EX CR		8911420000 5000	1	STD 0,50
Motor XU 5 J XU 5 JA	1580	4	65 - 76 kW (88 - 103 PS)	205, 309 1.6 GTI	86-96	83,000	1,50 1,50 4,00	910 IF CR S 931 P 777 CR S		8937240000	1	STD
Motor XU 9 XU 9 JA	1905	4	70 - 90 kW (95 - 122 PS)	205, 309, 405, 1.9 GTI	87-94							
Motor XU 5 JP	1580	4	65 kW 88 PS	405, 406	92 - 95	83,000	1,50 1,50 3,00	910 IF CR S 931 P 777 CR S		8937250000	1	STD
Motor XU 7 JP	1761	4	73 - 74 kW (99 - 100 PS)	306, 405, 406, 806, Partner	96-							
Motor XU 9 J4	1905	4	116 kW 158 PS	309, 405 1.9 GTI 16V	89 - 91							
Motor XU 51 C - XU 5 S XU 51 CP XU 51 K XU 52 C	1580	4	59/66 kW (80/90 PS)	205, 305, 309, 405	82-90	83,000	1,75 1,75 4,00	910 IF CR S 931 FE 777 CR S		8937170000	1	STD
Motor XU 92 C	1905	4	90 kW (122 PS)	205, 305, 309, 405	87-97							
Dieselmotor XUD 9, XUD 9 A	1905	4	48/52 kW (65/71 PS)	205, 305, 306, 309, 405, Boxer, Partner, Ranch	82 - 02	83,000	2,00 2,00 3,00	910 CR S 911 P 947 EX CR		8937230000 2500 5000 1000	1	STD 0,25 0,50 1,00
Dieselmotor XUD 9, XUD 9 A	1905	4	48/52 kW (65/71 PS)	205, 305, 306, 309, 405, Boxer, Partner, Ranch, J 5	82 - 98	83,000	2,00 2,00 3,00	910 CR S 911 P 947 EX NIT S		8937460000	1	STD
Dieselmotor XUD 9 TE/TF	1905	4	68 kW (92 PS)	306, 309, 405, 406	98 -	83,000	3,00 2,00 3,00	914 CR 911 P 947 EX CR		8937440000	1	STD
Dieselmotor XUD 9 TE/TF -----01/1997	1905	4	68 kW (92 PS)	406, Expert, 806, Boxer	95 -							
Dieselmotor XUD 9 TE/TF 01/1997 -----	1905	4	68 kW (92 PS)	306 1.9 D	10/95-	83,000	3,50 2,00 3,00	914 CR 911 P 947 EX CR		8937290000 5000	1	STD 0,50
Motor XM, KF 6 XM 7, XM 7 P	1796	4	48 - 66 kW (65 - 90 PS)	504, 505	68-81	84,000	1,50 2,00 4,00	910 IF CR S 930 FE 777 CR S		8937120000	1	STD
Motor XC 5A Xc 5P XC 7	1618	4	42,5 - 53,5 kW (58 - 73 PS)	404, 504, J 7, J 9	65-80	84,000	2,00 2,00 4,50	910 IF CR 911 P 946 EX FE		8937040000	1	STD
Dieselmotor DT20C	2992	6	177 kW (241 PS)	407 Coupe (6C_) 3.0 HDi	06/09-	84,000	2,00 2,00 2,00	910 IF CKS 911 IF U 947 EX NIT S		8937610000 5000	1	STD 0,50
Motor EW 10 J4 EW 10 L3 EW 10 L4	1998	4	97 - 101 kW (132 - 137 PS)	206, 307, 406, 407, 607,806, 807, Expert	99 -	85,000	1,20 1,50 2,50	910 IF NIT S 931 P 777 NIT S		8937510000	1	STD

	ccm											
Dieselmotor AHV (DW10FD), RHD (DW10CTED4) from Orga-No. 13014	1997	4	100 kW (136 PS)	5008 2.0 HDi 136 / BlueHDi 136	02/12-	85,000	2,00 2,00 2,00	913 CDS 911 IF U 947 EX NIT S		8937650000	1	STD
Dieselmotor AHW (DW10FC)	1997	4	133 kW (181 PS)	308 SW II 2.0 GT BlueHDi 180	06/14-							
Dieselmotor AHW (DW10FC)	1997	4	133 kW (180 PS)	508 2.0 BlueHDi 180	04/14-							
Dieselmotor AHX (DW10D)	1997	4	110 kW (150 PS)	308 SW II 2.0 BlueHDi 150	03/14-							
Dieselmotor AHX (DW10FD)	1997	4	110 kW (150 PS)	508 2.0 BlueHDi 150	04/14-							
Dieselmotor AHX (DW10FD),	1997	4	110 kW (150 PS)	3008 2.0 HDi 150 / BlueHDi 150	06/09-							
Dieselmotor AHX (DW10FD), RHE (DW10CTED4) from Orga-No. 13014	1997	4	110 kW (150 PS)	5008 2.0 HDi 150 / BlueHDi 150	06/09-							
Dieselmotor AHZ (DW10CD) from Orga-No. 13014	1997	4	94 kW (128 PS)	EXPERT Kasten (VF3A_, VF3U_, VF3X_) 2.0 HDi 130	03/11-							
Dieselmotor DW10FUC	1997	4	120 kW (163 PS)	BOXER Bus 2.0 BlueHDi 160	07/15-							
Dieselmotor DW10FUD	1997	4	96 kW (130 PS)	BOXER Bus 2.0 BlueHDi 130	07/15-							
Dieselmotor DW10FUE	1997	4	81 kW (110 PS)	BOXER Bus 2.0 BlueHDi 110	07/15-							
Dieselmotor from Orga-No. 13014	1997	4	72 kW (98 PS)	EXPERT Kasten (VF3A_, VF3U_, VF3X_) 2.0 HDi 100	03/11-							
Dieselmotor RHH (DW10CTED4) from Orga-No. 13014	1997	4	120 kW (165 PS)	3008 2.0 HDi	06/09-							
Dieselmotor RHH (DW10CTED4) from Orga-No. 13014	1997	4	120 kW (163 PS)	308 2.0 HDi	06/09-							
Dieselmotor RHH (DW10CTED4) from Orga-No. 13014	1997	4	120 kW (163 PS)	5008 2.0 HDi	09/09-							
Dieselmotor RHH (DW10CTED4) from Orga-No. 13014	1997	4	120 kW (163 PS)	508 2.0 HDi	11/10-							
Dieselmotor RHH (DW10CTED4) from Orga-No. 13014	1997	4	120 kW (163 PS)	807 (E) 2.0 HDi	06/09-							
Dieselmotor RHH (DW10CTED4) from Orga-No. 13014	1997	4	120 kW (163 PS)	EXPERT Kasten (VF3A_, VF3U_, VF3X_) 2.0 HDi 165	09/09-							
Dieselmotor RHH (DW10CTED4) from Orga-No. 13014	1997	4	120 kW (163 PS)	RCZ 2.0 HDi	03/10-							
Dieselmotor RHR (DW10BTED4) from Orga-No. 12774	1997	4	100 kW (136 PS)	508 2.0 HDi	11/10-							
Dieselmotor RHR (DW10BTED4) from Orga-No. 13014	1997	4	100 kW (136 PS)	308 (4A_, 4C_) 2.0 HDi	09/07-							
Dieselmotor RHR (DW10BTED4) from Orga-No. 13014	1997	4	100 kW (136 PS)	807 (E) 2.0 HDi	06/06-							



PEUGEOT

Globally reliable













	ccm											
Dieselmotor 4HK (DW12MTED4), 4HN (DW12MTED4) from Orga-No. 12166	1997	4	115 kW (156 PS)	4007 (GP_) 2.2 HDi	02/07-	85,000	2,50 2,00 2,00	916 CKS 911 IF U 947 EX NIT S		8937680000	1	STD
Dieselmotor 4HL (DW12C)	2179	4	150 kW (204 PS)	PEUGEOT 508 2.2 HDi	11/10-							
Dieselmotor RHH (DW10CTED4) from Orga-No. 12133	1997	4	120 kW (163 PS)	407 2.0 HDi	07/09-							
Dieselmotor RHH (DW10CTED4) from Orga-No. 12133 till Orga-No. 13013	1997	4	120 kW (163 PS)	RCZ 2.0 HDi	03/10-							
Dieselmotor RHH (DW10CTED4) from Orga-No. 12133 till Orga-No. 13013	1997	4	120 kW (163 PS)	308 2.0 HDi	06/09-							
Dieselmotor RHH (DW10CTED4) from Orga-No. 12133 till Orga-No. 13013	1997	4	120 kW (163 PS)	5008 2.0 HDi	09/09-							
Dieselmotor RHH (DW10CTED4) from Orga-No. 12133 till Orga-No. 13013	1997	4	120 kW (165 PS)	3008 2.0 HDi	06/09-							
Dieselmotor RHH (DW10CTED4) till Orga-No. 13013	1997	4	120 kW (163 PS)	807 (E) 2.0 HDi	06/09-							
Dieselmotor RHH (DW10CTED4) till Orga-No. 13013	1997	4	120 kW (163 PS)	EXPERT 2.0 HDi 165	09/09-							
Dieselmotor RHR (DW10BTED4) till Orga-No. 13013	1997	4	100 kW (136 PS)	308 (4A_, 4C_) 2.0 HDi	09/07-							
Dieselmotor XUD 11 ATE XUD 11 BTE	2088	4	80 kW (110 PS)	406, 605, 806	07/95-	85,000	3,00 2,00 3,00	914 CR 911 FE 947 EX CR		8937300000	1	STD
Dieselmotor 4HK (DW12MTED4), 4HN (DW12MTED4) till Orga-no. 11612	2179	4	115 kW (156 PS)	4007 (GP_) 2.2 HDi	02/07-	85,000	3,50 2,00 3,00	916 CKS 911 IF U 947 EX CR		8937660000 5000	1	STD 0,50
Dieselmotor 4HT (DW12BTED4) till Orga-no. 11612	2179	4	120 kW (163 PS)	807 (E) 2.2 HDi	06/06-							
Dieselmotor RHH (DW10CTED4) till Orga-no. 12132	1997	4	120 kW (165 PS)	3008 2.0 HDi	06/09-	85,000	3,50 2,00 3,00	916 CKS 911 IF U 947 EX NIT S		8937670000	1	STD
Dieselmotor RHH (DW10CTED4) till Orga-no. 12132	1997	4	120 kW (163 PS)	308 2.0 HDi	06/09-							
Dieselmotor RHH (DW10CTED4) till Orga-no. 12132	1997	4	120 kW (163 PS)	407 2.0 HDi	07/09-							
Dieselmotor RHH (DW10CTED4) till Orga-no. 12132	1997	4	120 kW (163 PS)	5008 2.0 HDi	09/09-							
Dieselmotor RHH (DW10CTED4) till Orga-no. 12132	1997	4	120 kW (163 PS)	RCZ 2.0 HDi	03/10-							
Motor EW 12 J4	2230	4	116 kW 158 PS	406, 407, 607, 807	99 -	86,000	1,20 1,50 2,50	910 CR S 931 P 777 CR S		8911450000	1	STD
Motor XU 10 J 4 RS	1998	4	120 kW (163 PS)	306 2.0 16V S16, 806 2.0 16V SR		86,000	1,50 1,50 3,00	910 IF CR S 931 P 777 CR S		8937450000	1	STD
Motor XU 10 2C XU 10 J2	1998	4	84 - 108 kW 114 - 147 PS	406, 605, 806	90-99	86,000	1,50 1,75 3,00	910 IF CR S 931 FE 777 CR S		8937310000	1	STD
Dieselmotor XUD 11 A	2138	4	61 kW (83 PS)	605 D	90-	86,000	2,50 2,00 3,00	910 IF CR 911 FE 947 EX CR		8937320000	1	STD
Motor 159 A 3.000	1581	4	58 kW (79 PS)	Expert	10/95-	86,400	1,50 1,75 3,00	910 IF CR S 931 FE 777 CR S		8920090000 6000	1	STD 0,60
Motor ES 9 J4 ES 9 J4 S	2946	6	152 kW (207 PS)	406, 607, 807 3.0 V6 24V	96 -	87,000	1,50 1,50 3,00	910 IF CR S 931 P 777 NIT S		8937500000	1	STD
Motor XN	1971	4	57 kW (77 PS)	504, 505, J 5, J 9	71-90	88,000	1,50 2,00	910 IF CR S 911 FE		8937070000	1	STD
Motor ZNJK	2849	6	114 - 125 kW 155 - 170 PS	604	84 -		4,00	777 CR S				
Motor ZDJK ZDJL	2165	4	86 - 95,5 kW (117 - 130 PS)	505 TI, GTI	82-89	88,000	1,75 2,00 4,00	910 IF CR S 911 IF FE 777 CR S		8937330000	1	STD
Motor ZEJ	1995	4	77 - 81 kW 105 - 110 PS	505	79 - 86							

	ccm											
Dieselmotor XD/XDP/TMD 4.88	1948	4	36-46 kW (49-63 PS)	404 D, U 6 D, U 8 D, U 10 D, 504 D, J 7 D	71-79	88,000	2,00 2,00 2,00 4,50	910 CR S 911 FE 931 FE 947 EX		8937150000	1	STD
Dieselmotor XDP 6.88	2919	4	61 kW (83 PS)		63-77							
Dieselmotor XDP 4.90	2112	4	43-55 kW (59-75 PS)	504, J 7, J 9	67-82	90,000	2,00 2,00 2,00 4,50	910 CR S 911 FE 930 FE 947 EX		8937080000	1	STD
Dieselmotor XDP 6.90	3168	6	78 kW (106 PS)	504 D, J 7 D	70-82							
Motor ZNJK	2849	6	114 - 125 kW (155 - 170 PS)	505 V6, 604	84 -	91,000	1,50 2,00 4,00	910 IF CR S 911 IF FE 947 EX CR		8937340000	1	STD
Dieselmotor DJ5	2446	4	63 kW 86 PS	Boxer 2.5D	94 -	92,000	2,25 2,00 3,00	910 CR 931 P 947 EX CR		8937470000	1	STD
Dieselmotor DK 5 ATE, DJ 5 T THY	2446	4	76-96 kW (103-130 PS)	Boxer, 806, 605	94-	92,000	3,00 1,75 3,50	914 CR 911 P 947 EX CR		8937400000 5000	1	STD 0,50
Dieselmotor DJ5T	2446	4	76 kW 103 PS	Boxer 2.5TD	94 -02	92,000	3,50 2,00 3,00	916 CR 931 P 947 EX CR		8937480000	1	STD
Dieselmotor DJ 5 TED	2446	4	79 kW (107 PS)	Boxer 2.5TD	98 -	92,000	3,50 2,00 3,50	916 CR 931 P 947 EX CR		8937530000 5000	1	STD 0,50
Motor ZPJ	2963	6		605 SV		93,000	1,50 1,75 3,50	910 IF CR S 931 FE 777 CR S		8937370000	1	STD
Motor ZPJ4	2963	6	123-147 kW (167-200 PS)	605								
Motor U25/651	2499	4	55 kW 75 PS	J5D, Van	81 - 84	93,000	2,00 2,00 4,00	910 CR S 911 P 947 EX CR		8937410000 5000	1	STD 0,50
Dieselmotor CRD 93 - L U 25	2499	4	54 - 55 kW (73 - 75 PS)	J 5, J 9	81-93	93,000	2,50 2,00 4,00	910 CR 911 P 947 EX CR		8937350000	1	STD
Dieselmotor U25/673	2499	4	70 kW (95 PS)	J5 1300 TD		93,000	3,00 2,00 4,00	914 CR 911 P 947 EX CR		8937360000	1	STD
Dieselmotor XD 2, XD 94	2304	4	46-53 kW (63-72 PS)	504, 505, J 9	01/81-83	94,000	2,00 2,00 4,00	910 CR S 930 FE 947 EX CR		8937140000 4000 6000 1000	1	STD 0,40 0,60 1,00
Dieselmotor XD 3 P	2498	4	51,5/53/ 56 kW (70/73/ 76 PS)	505, J 9	82-							
Dieselmotor XD 2 S	2304	4	54/59 kW (73/80 PS)	505, 604, Tagora, 505 (USA)	79-85	94,000	3,00 2,00 4,00	914 CR 911 FE 947 EX CR		8937180000 4000 6000	1	STD 0,40 0,60
Dieselmotor XD 3 T, TE	2498	4	66-81 kW (90-110 PS)	505, 604	84-							
Dieselmotor FIAT 8140.23.3900 8140 43S Sofim Hp 125 TCA	2798	4	77 - 92 kW 105 - 125 PS	Boxer	00 -	94,400	2,50 2,00 2,50	914 CR 931 P 947 EX NIT S		8920910000 4000 6000	1	STD 0,40 0,60
Dieselmotor FIAT 8140.23.3900	2798	4	77 - 85 kW 105 - 115 PS	Boxer	01 -	94,400	3,00 2,00 3,00	914 CR 931 P 947 EX CR		8920900000 4000 6000	1	STD 0,40 0,60
Dieselmotor FIAT 8140.63	2798	4	64 kW 87 PS	Boxer D	99 -	94,400	3,00 2,00 2,50	914 CR 931 P 947 EX NIT S		8920920000 4000 6000	1	STD 0,40 0,60
Dieselmotor F1CE0481D (FG30DT)	2999	4	116 kW (156 PS)	BOXER 3.0 HDi 160	04/06-	95,800	2,50 2,00 2,50	914 CKS 911 FE 947 EX NIT S		8920070000 4000	1	STD 0,40



PEYKAN

Globally reliable

	ccm										
Motor	1592	4	45,5- 51,5 kW (62-70 PS)	Peykan Saloon, GT, Super Minx 1600, Mark II		81,540	1,99 1,99 3,94	910 IF CR 930 FE 777 CR S		8906050000 2000 3000 4000	1 STD 0,20 0,30 0,40



siehe / see / voir FIAT



PORSCHE

Globally reliable

	ccm											
Motor 039	1971	4	64 - 70 kW 87 - 95 PS	912 E 914 VW-Porsche	72 -	94,000	1,50 1,75 4,00	910 CR S 911 FE 777 CR S		8950990000 5000	1	STD 0,50
Motor 930.51, 52 930, 930.02, 930.09	2993	6	132 - 191 kW 180 - 260 PS	911, 911 turbo, 911 SC,	74 - 80	95,000	1,50 1,75 4,00	910 NIT S IF 911 FE 947 EX FE		8944070000	1	STD
Motor M 28.01, 02	4474	8	177 kW 240 PS	928	77 - 79							
Motor M 28.09, 10, 13, 18	4474	8	177 kW 240 PS	928	79 - 82	95,000	1,50 1,75 3,00	910 NIT S IF 911 FE 777 CR S		8944090000	1	STD
Motor M 30.66 M 30.68 M 30.69	3299	6	210 - 235 kW 282 - 320 PS	911 turbo	77 - 92	97,000	1,50 1,50 3,50	910 NIT S IF 931 FE 948 EX FE		8944060000	1	STD
Motor M 28.11, 12 M 28.21, 22	4664	8	221 - 228 kW 300 - 310 PS	928 S	79 -	97,000	1,50 1,75 3,00	910 NIT S 931 FE 777 NIT S		8944050000	1	STD
Motor M 96.70	3600	6	309 kW 420 PS	911 turbo	01 -	100,000	1,20 1,75 2,00	910 NIT S IF 931 FE 777 NIT S		8944020000	1	STD
Motor	4957	V8	215 kW (292 PS)	928 S (USA)	84-85	100,000	1,50 1,75 3,00	910 IF NIT S 931 P 947 EX NIT		8944010000	1	STD
Motor M 28.41/42/47	4997	V8	235,5/ 243 kW (320/330 PS)	928 S 4, 928 S 4 (USA)	85-91							
Motor M 44	2479	4	162/184 kW (220/250 PS)	944 Turbo	02/85-							
Motor M 44.02/04/07/08 M 44, .05, 09, 10	2479	4	106 - 120 kW (144 - 163 PS)	924 S, 944	85-88							
Motor M 44.05/09/10	2479	4	118/120 kW (160/163 PS)	924 S, 944, 944 (USA)	81-88							
Motor M 64.01/02	3600	6	184 kW (250 PS)	911 Carrera	01/91-08/93							
Motor M 64.50	3600	6	265 kW (360 PS)	911 Turbo	08/92-95							
Motor M 64.05/06/07/08 M 64.12, 3, 22 - 24	3600	6	199 - 210 kW (270 - 285 PS)	911 Carrera	93-	100,000	1,50 1,75 2,00	910 IF NIT S 931 P 777 NIT S		8944100000	1	STD
Motor M 64.21/22/23/24	3600	6	210 kW (285 PS)	911 Carrera	96-97							



auf Anfrage / acc. request

















	ccm											
Dieselmotor D 10 UT 150 Euro 2	10530	6	150 kW 204 PS	IK 280	95 -	121.000	3,50 2,00 3,50	914 CR 911 IF CR 947 EX CR		8931270000	1	STD
Dieselmotor D 2156	10343	6	141,5 - 210 kW 173 - 285 PS	190, 216, 230, 250, 255, 256, 260, 280, 831.03, IK 132, IK-4, IK-5, IK-6, IK 130		121.000	3,50 3,00 3,00 5,50	914 CR 911 FE 930 FE 947 EX CR		8931060000	1	STD
Dieselmotor D 2146	10343	6	150 kW 204 PS	Truck and Bus		121.000	3,50 3,00 3,00 5,50	910 CR 911 FE 930 FE 947 EX CR		8931150000	1	STD
Dieselmotor D 2356	10690	6	169 - 173 kW 230 - 235 PS	250, 280, 833, 836, U-26-230		123.000	3,50 3,00 3,00 5,50	914 CR 911 FE 930 FE 947 EX CR		8931160000	1	STD

	ccm											
Motor 800.01	845	4	25 - 27 kW (34 - 37 PS)	R 4, R 5, R 1221	76 - 82	58,000	1,75 2,00 3,50	910 IF CR 931 FE 947 EX FE		8938150000	1	STD
Motor C1C 689.01 + 689.10	956	4	27 - 33 kW 37 - 44 PS	R 5 (I)	8.72 - 12.85	65,000	1,75 2,00 3,50	910 IF CR 930 FE 947 EX FE		8938160000	1	STD
Dieselmotor M9R.780, M9R.782, M9R.786	1995	4	84 kW (114 PS)	TRAFIC II Kasten (FL) 2.0 dCi 115 (FL01, FL0U)	08/06-	68,500	1,20 1,20 2,50	910 IF CR S 911 P 777 CR S		7914000000 5000	3	STD 0,50
Motor D7F 16V F4P	1149	4	43 - 74 kW 60 - 100 PS	Clio 1.2, Twingo 1.2, Modus 1.2		69,000	1,20 1,50 2,50	910 IF CR S 931 ES P 777 CR S		8938560000	1	STD
Motor D7F F4P	1149	4	44 kW 60 PS	Clio 1.2, Twingo 1.2, Modus 1.2, Kangoo 1.2	01.1996 -	69,000	1,50 1,50 2,50	910 IF CR S 911 P 777 CR S		8938390000 5000	1	STD 0,50
Dieselmotor 1.3 Multijet Fiat	1248	4	55 kW 75 PS	Bipper HDI FAP 75	09 -	69,600	2,00 1,50 2,00	910 NIT S 911 P 947 EX NIT		8920960000 4000 6000	1	STD 0,40 0,60
Motor 688 C 1 E , C 7	1108	4	25-39 kW (34-53 PS)	R 4, R 5, R 6, R 8, R 9, R 10, R 11, R 1132, R 1136, R 1181, R 2132, R 2134, R 2370, R 2420, R 2430, T 800	62-	70,000	1,75 2,00 3,50	910 IF CR S 930 FE 777 CR S		8938060000	1	STD
Motor 688	1108	4	33 kW 45 PS	R 6, R 8, R 10, Estafette, Caravelle	78 - 92	70,000	2,00 2,00 3,50	910 IF CR 930 FE 777 CR S		8938380000	1	STD
Motor C 1 G	1237	4	40 kW 54 PS	R 5, R 9, R 11	85 -	71,500	1,75 2,00 4,00	910 IF CR S 911 FE 777 CR S		8938010000	1	STD
Motor H4B.400	898	3	66 kW (90 PS)	CAPTUR 0.9 TCe 90, CLIO Grandtour IV 0.9 TCe 90, CLIO IV 0.9 TCe 90	11/12	72,200	1,20 1,50 2,00	910 IF NIT S PVD 931 CR 777 NIT S PVD		8938200000 5000	1	STD 0,50
Motor H4B.401	898	3	66 kW (90 PS)	TWINGO III 0.9 TCe 90	09/14-							
Motor H4D.400	999	3	52 kW (71 PS)	TWINGO III 1.0 SCe 70	09/14-							
Motor H5F.400	1197	4	85 kW (116 PS)	KANGOO Express 1.2 TCe 115, GRAND KANGOO 1.2 TCe 115, SCÉNIC III 1.2 TCe, MEGANE III 1.2 TCe, MEGANE III Grandtour 1.2 TCe, GRAND SCÉNIC III 1.2 TCe	04/12-							
Motor H5F.403	1197	4	88 kW (120 PS)	CAPTUR 1.2 TCe 120, CLIO Grandtour IV 1.2 TCe 120, CLIO IV 1.2 TCe 120	03/13-							
Motor H5F.404	1197	4	97 kW (132 PS)	GRAND SCÉNIC III 1.2 TCe, MEGANE CC 1.2 TCe, MEGANE III Coupe 1.2 TCe, MEGANE III Grandtour 1.2 TCe, MEGANE III Schrägheck 1.2 TCe, SCÉNIC III 1.2 TCe	01/13-							
Motor H5F.408	1197	4	96 kW (130 PS)	KADJAR 1.2 TCe 130	06/15-							
Motor 810 B 7 C 7 F 7	1289	4	31-50 kW (42-68 PS)	R 5, R 12, R 15, R 1224, R 1330, R 1337, Dacia	69-84	73,000	1,75 2,00 4,00	910 CR S 911 FE 777 CR S		8938070000	1	STD
Motor 810 B 7 C 7	1289	4	27-44 kW (37-60 PS)	R 5, R 6, R 10, R 12, R 1192, R 1170, R 1171, R 1337, R 2126, R 2136, R 2137	69-80	73,000	1,75 2,00 4,00	910 CR S 930 P 777 CR S		8938260000	1	STD
Motor C 3 G	1239	4	40 kW (55 PS)	Clio, Express, Rapid, Twingo	93-	74,000	1,50 1,75 3,00	910 IF CR S 931 P 777 CR S		8938320000	1	STD
Motor 129 A 7.00 XZ 7 R	1219	4	42/51 kW (57/71 PS)	R 14	76-83	75,000	1,75 2,00 4,00	910 IF CR S 931 FE 777 CR S		8938170000	1	STD
Motor 150 A 700 159 X5 J	1360	4	44/52 kW (57/71 PS)	R 14	79-83							



RENAULT

Globally reliable

	ccm											
Motor E 6 J, R 7 J, E 7 J	1390	4	55-59 kW (75-80 PS)	Clio, Express, Kangoo, R 19 1.4	91-	75,800	1,50 1,75 3,00	910 IF CR S 911 FE 777 CR S		8938020000	1	STD
Motor E 7 F	1171	4	44 kW 60 PS	Clio 1.2	95 -							
Motor 847, C 1 J C 16, J L 17 C 2 J, C 3 J, J J 15	1397	4	43-53 kW (59 - 72 PS)	R 5, R 9, R 11, R 19	78-85	76,000	1,75 2,00 4,00	910 IF CR S 931 FE 777 CR S		8938090000	1	STD

	ccm											
Dieselmotor K9K.608	1461	4	66 kW (90 PS)	CLIO Grandtour IV 1.5 dCi 90	01/13-	76,000	2,00	910 IF CKS		8938130000	1	STD
Dieselmotor K9K.608	1461	4	66 kW (90 PS)	CLIO IV 1.5 dCi 90	11/12-		2,00 2,50	911 IF U P 947 EX NIT S				
Dieselmotor K9K.608, K9K.802	1461	4	55 kW (75 PS)	KANGOO / GRAND KANGOO (KW0/1_) 1.5 dCi	11/12-							
Dieselmotor K9K.612	1461	4	55 kW (75 PS)	CLIO Grandtour IV 1.5 dCi 75	01/13-							
Dieselmotor K9K.612	1461	4	55 kW (75 PS)	CLIO IV 1.5 dCi 75	11/12-							
Dieselmotor K9K.636	1461	4	81 kW (110 PS)	KANGOO / GRAND KANGOO (KW0/1_) 1.5 dCi 110	03/13-							
Dieselmotor K9K.636, K9K.836, K9K.837	1461	4	81 kW (110 PS)	GRAND SCÉNIC III (JZ0/1_) 1.5 dCi	04/09-							
Dieselmotor K9K.636, K9K.836, K9K.837	1461	4	81 kW (110 PS)	SCÉNIC III (JZ0/1_) 1.5 dCi	04/09-							
Dieselmotor K9K.636, K9K.836, K9K.837, K9K.846	1461	4	81 kW (110 PS)	MEGANE III Grandtour (KZ0/1) 1.5 dCi (KZ09, KZ0D, KZ1G, KZ1M, KZ1W)	02/09-							
Dieselmotor K9K.636, K9K.836, K9K.837, K9K.846	1461	4	81 kW (110 PS)	MEGANE III Schrägheck (BZ0_) 1.5 dCi (BZ09, BZ0D)	02/09-							
Dieselmotor K9K.700	1461	4	50 kW (68 PS)	CLIO II (BB0/1/2_, CB0/1/2_) 1.5 dCi (B/C2J)	08/04-							
Dieselmotor K9K.700	1461	4	48 kW (65 PS)	THALIA I (LB0/1/2_) 1.5 dCi	04/02-							
Dieselmotor K9K.700, K9K.702, K9K.704	1461	4	48 kW (65 PS)	KANGOO Rapid (FC0/1_) 1.5 dCi (FC07, FC1R)	12/01-							
Dieselmotor K9K.700, K9K.704	1461	4	48 kW (65 PS)	CLIO II (BB0/1/2_, CB0/1/2_) 1.5 dCi (B/CB07)	06/01-							
Dieselmotor K9K.700, K9K.704	1461	4	48 kW (65 PS)	CLIO II Kasten (SB0/1/2_) 1.5 dCi (SB07)	06/01-							
Dieselmotor K9K.700, K9K.704	1461	4	48 kW (65 PS)	KANGOO (KC0/1_) 1.5 dCi (KC07)	12/01-							
Dieselmotor K9K.700, K9K.714	1461	4	50 kW (68 PS)	THALIA I (LB0/1/2_) 1.5 dCi	02/03-							
Dieselmotor K9K.702	1461	4	59 kW (80 PS)	CLIO II (BB0/1/2_, CB0/1/2_) 1.5 dCi (B/CB03)	06/01-10/03							
Dieselmotor K9K.702	1461	4	60 kW (82 PS)	CLIO II (BB0/1/2_, CB0/1/2_) 1.5 dCi (B/CB08)	06/01-							
Dieselmotor K9K.702	1461	4	60 kW (82 PS)	THALIA I (LB0/1/2_) 1.5 dCi	06/01-							
Dieselmotor K9K.702, K9K.710	1461	4	60 kW (82 PS)	KANGOO (KC0/1_) 1.5 dCi (KC08, KC09)	07/02-							
Dieselmotor K9K.702, K9K.710	1461	4	60 kW (82 PS)	KANGOO Rapid (FC0/1_) 1.5 dCi (FC08, FC09)	04/03-							
Dieselmotor K9K.704	1461	4	42 kW (57 PS)	CLIO II (BB0/1/2_, CB0/1/2_) 1.5 dCi	06/01-12/06							
Dieselmotor K9K.704	1461	4	42 kW (57 PS)	KANGOO (KC0/1_) 1.5 dCi	07/03-							
Dieselmotor K9K.704	1461	4	42 kW (57 PS)	KANGOO Rapid (FC0/1_) 1.5 dCi (FC1R)	12/02-							
Dieselmotor K9K.712	1461	4	74 kW (100 PS)	CLIO II (BB0/1/2_, CB0/1/2_) 1.5 dCi	01/04-							
Dieselmotor K9K.714	1461	4	50 kW (68 PS)	CLIO II (BB0/1/2_, CB0/1/2_) 1.5 dCi (B/C2J)	08/04-							
Dieselmotor K9K.714	1461	4	50 kW (68 PS)	KANGOO (KC0/1_) 1.5 dCi	06/05-							
Dieselmotor K9K.714	1461	4	50 kW (68 PS)	KANGOO Rapid (FC0/1_) 1.5 dCi (FC1E)	06/05-							
Dieselmotor K9K.714, K9K.768	1461	4	50 kW (68 PS)	CLIO Grandtour (KR0/1_) 1.5 dCi (KR0G)	02/08-							
Dieselmotor K9K.714, K9K.768	1461	4	50 kW (68 PS)	CLIO III (BR0/1, CR0/1) 1.5 dCi (C/BR1G)	06/05-							
Dieselmotor K9K.716	1461	4	45 kW (61 PS)	KANGOO Rapid (FC0/1_) 1.5 dCi	10/05-							
Dieselmotor K9K.718	1461	4	62 kW (84 PS)	CLIO II (BB0/1/2_, CB0/1/2_) 1.5 dCi (B/CB3N)	02/07-							
Dieselmotor K9K.718	1461	4	62 kW (84 PS)	KANGOO (KC0/1_) 1.5 dCi	06/05-							
Dieselmotor K9K.718	1461	4	62 kW (81 PS)	KANGOO Rapid (FC0/1_) 1.5 dCi (FC1G)	06/05-							
Dieselmotor K9K.718	1461	4	62 kW (84 PS)	THALIA II (LU1/2_) 1.5 dCi	09/08-							



RENAULT

Globally reliable

	ccm										
Dieselmotor K9K.718	1461	4	62 kW (84 PS)	TWINGO II (CN0_) 1.5 dCi (CN0U)	04/08-						
Dieselmotor K9K.722	1461	4	60 kW (82 PS)	MEGANE II (BM0/1_, CM0/1_) 1.5 dCi (BM0F, CM0F)	11/02-						
Dieselmotor K9K.722	1461	4	60 kW (82 PS)	MEGANE II Grandtour (KM0/1_) 1.5 dCi	08/03-						
Dieselmotor K9K.722	1461	4	60 kW (82 PS)	MEGANE II Stufenheck (LM0/1_) 1.5 dCi	09/03-						
Dieselmotor K9K.722	1461	4	60 kW (82 PS)	SCÉNIC II (JM0/1_) 1.5 dCi (JM0F)	06/03-						
Dieselmotor K9K.724	1461	4	63 kW (86 PS)	MEGANE II (BM0/1_, CM0/1_) 1.5 dCi	05/05-						
Dieselmotor K9K.724	1461	4	63 kW (86 PS)	MEGANE II Grandtour (KM0/1_) 1.5 dCi	05/05-						
Dieselmotor K9K.724	1461	4	63 kW (86 PS)	MEGANE II Stufenheck (LM0/1_) 1.5 dCi	05/05-						
Dieselmotor K9K.724	1461	4	63 kW (86 PS)	SCÉNIC II (JM0/1_) 1.5 dCi (JM1F)	05/05-						
Dieselmotor K9K.728	1461	4	74 kW (101 PS)	GRAND SCÉNIC II (JM0/1_) 1.5 dCi (JM02, JM13)	04/04-						
Dieselmotor K9K.728	1461	4	76 kW (103 PS)	MEGANE II Grandtour (KM0/1_) 1.5 dCi (KM13)	01/07-						
Dieselmotor K9K.728, K9K.729	1461	4	74 kW (101 PS)	MEGANE II (BM0/1_, CM0/1_) 1.5 dCi	10/03-						
Dieselmotor K9K.728, K9K.729	1461	4	74 kW (101 PS)	MEGANE II Grandtour (KM0/1_) 1.5 dCi	02/04-						
Dieselmotor K9K.728, K9K.729	1461	4	74 kW (101 PS)	MEGANE II Stufenheck (LM0/1_) 1.5 dCi	02/04-						
Dieselmotor K9K.728, K9K.729	1461	4	74 kW (101 PS)	SCÉNIC II (JM0/1_) 1.5 dCi (JM02, JM13)	11/03-						
Dieselmotor K9K.732	1461	4	78 kW (106 PS)	MEGANE II Coupé-Cabriolet (EM0/1_) 1.5 dCi (EM1E)	03/06-						
Dieselmotor K9K.732	1461	4	78 kW (106 PS)	MEGANE II Stufenheck (LM0/1_) 1.5 dCi	05/05-						
Dieselmotor K9K.732	1461	4	78 kW (106 PS)	SCÉNIC II (JM0/1_) 1.5 dCi (JM1E)	05/05-						
Dieselmotor K9K.732, K9K.734	1461	4	78 kW (106 PS)	MEGANE II (BM0/1_, CM0/1_) 1.5 dCi	05/05-						
Dieselmotor K9K.732, K9K.734	1461	4	78 kW (106 PS)	MEGANE II Grandtour (KM0/1_) 1.5 dCi (KM16, KM1E)	05/05-						
Dieselmotor K9K.734	1461	4	76 kW (103 PS)	GRAND SCÉNIC II (JM0/1_) 1.5 dCi	06/06-						
Dieselmotor K9K.734	1461	4	76 kW (103 PS)	MEGANE II (BM0/1_, CM0/1_) 1.5 dCi	01/07-						
Dieselmotor K9K.734	1461	4	76 kW (103 PS)	MEGANE II Coupé-Cabriolet (EM0/1_) 1.5 dCi (EM16)	01/07-						
Dieselmotor K9K.734	1461	4	76 kW (103 PS)	MEGANE II Stufenheck (LM0/1_) 1.5 dCi	01/07-						
Dieselmotor K9K.734	1461	4	76 kW (103 PS)	SCÉNIC II (JM0/1_) 1.5 dCi (JM16)	01/07-						
Dieselmotor K9K.740	1461	4	47 kW (64 PS)	CLIO II (BB0/1/2_, CB0/1/2_) 1.5 dCi (B/CB3M)	06/05-						
Dieselmotor K9K.740	1461	4	47 kW (64 PS)	THALIA I (LB0/1/2_) 1.5 dCi	06/05-						
Dieselmotor K9K.740	1461	4	47 kW (64 PS)	TWINGO II (CN0_) 1.5 dCi (CN0E)	03/07-						
Dieselmotor K9K.750	1461	4	60 kW (82 PS)	MODUS / GRAND MODUS (F/JP0_) 1.5 dCi (FP0D, JP0D)	09/04-						
Dieselmotor K9K.750	1461	4	65 kW (88 PS)	MODUS / GRAND MODUS (F/JP0_) 1.5 dCi 90	10/10-						
Dieselmotor K9K.752	1461	4	48 kW (68 PS)	CLIO Grandtour (KR0/1_) 1.5 dCi	02/10-						
Dieselmotor K9K.752	1461	4	47 kW (64 PS)	CLIO III (BR0/1, CR0/1) 1.5 dCi	06/05-						
Dieselmotor K9K.752	1461	4	48 kW (65 PS)	CLIO III (BR0/1, CR0/1) 1.5 dCi	05/05-						
Dieselmotor K9K.752	1461	4	48 kW (62 PS)	MODUS / GRAND MODUS (F/JP0_) 1.5 dCi (FP0E, JP0E)	12/04-						
Dieselmotor K9K.760, K9K.766	1461	4	63 kW (86 PS)	MODUS / GRAND MODUS (F/JP0_) 1.5 dCi (FP0F, JP0F)	12/04-						
Dieselmotor K9K.762, K9K.768	1461	4	50 kW (68 PS)	MODUS / GRAND MODUS (F/JP0_) 1.5 dCi (FP0G, JP0G)	12/04-						
Dieselmotor K9K.764	1461	4	78 kW (106 PS)	CLIO Grandtour (KR0/1_) 1.5 dCi (KR0H)	02/08-						

	ccm										
Dieselmotor K9K.764	1461	4	78 kW (106 PS)	CLIO III (BR0/1, CR0/1) 1.5 dCi (BR0H, CR0H)	06/05-						
Dieselmotor K9K.764	1461	4	78 kW (106 PS)	MODUS / GRAND MODUS (F/JP0_) 1.5 dCi (JPOG, JP0H)	05/05-						
Dieselmotor K9K.766	1461	4	63 kW (86 PS)	CLIO Grandtour (KR0/1_) 1.5 dCi (KR0F)	02/08-						
Dieselmotor K9K.766	1461	4	63 kW (86 PS)	CLIO III (BR0/1, CR0/1) 1.5 dCi (BR17, CR17)	06/05-						
Dieselmotor K9K.770	1461	4	65 kW (88 PS)	CLIO III (BR0/1, CR0/1) 1.5 dCi	08/10-						
Dieselmotor K9K.770	1461	4	55 kW (75 PS)	CLIO III (BR0/1, CR0/1) 1.5 dCi	08/10-						
Dieselmotor K9K.770	1461	4	55 kW (75 PS)	MODUS / GRAND MODUS (F/JP0_) 1.5 dCi 75	10/10-						
Dieselmotor K9K.770, K9K.772	1461	4	65 kW (88 PS)	CLIO Grandtour (KR0/1_) 1.5 dCi	08/10-						
Dieselmotor K9K.780	1461	4	81 kW (110 PS)	LAGUNA III (BT0/1) 1.5 dCi (BT00, BT0A, BT0T, BT1J)	10/07-						
Dieselmotor K9K.780	1461	4	81 kW (110 PS)	LAGUNA III Grandtour (KT0/1) 1.5 dCi (KT0A)	10/07-						
Dieselmotor K9K.782	1461	4	81 kW (110 PS)	LATITUDE (L70_) 1.5 dCi (L70R)	07/10-						
Dieselmotor K9K.790, K9K.794	1461	4	48 kW (65 PS)	LOGAN (LS_) 1.5 dCi	06/11-						
Dieselmotor K9K.790, K9K.794	1461	4	48 kW (65 PS)	LOGAN Kombi (KS_) 1.5 dCi	06/11-						
Dieselmotor K9K.792	1461	4	50 kW (68 PS)	LOGAN (LS_) 1.5 dCi	04/07-						
Dieselmotor K9K.792	1461	4	50 kW (68 PS)	LOGAN Kombi (KS_) 1.5 dCi	04/07-						
Dieselmotor K9K.796	1461	4	63 kW (86 PS)	LOGAN (LS_) 1.5 dCi	02/08-						
Dieselmotor K9K.796	1461	4	63 kW (86 PS)	LOGAN Kombi (KS_) 1.5 dCi	02/08-						
Dieselmotor K9K.800	1461	4	50 kW (68 PS)	KANGOO / GRAND KANGOO (KW0/1_) 1.5 dCi (KW0A)	02/08-						
Dieselmotor K9K.800	1461	4	50 kW (68 PS)	KANGOO Express (FW0/1_) 1.5 dCi	02/08-						
Dieselmotor K9K.800, K9K.802	1461	4	63 kW (86 PS)	KANGOO Express (FW0/1_) 1.5 dCi 85 (FW0A, FW0B)	02/08-						
Dieselmotor K9K.802	1461	4	63 kW (86 PS)	KANGOO / GRAND KANGOO (KW0/1_) 1.5 dCi (KW0B)	02/08-						
Dieselmotor K9K.802	1461	4	55 kW (75 PS)	KANGOO BE BOP (KW0/1_) 1.5 dCi 75	09/10-						
Dieselmotor K9K.804	1461	4	80 kW (110 PS)	KANGOO / GRAND KANGOO (KW0/1_) 1.5 dCi 110	09/10-						
Dieselmotor K9K.804	1461	4	80 kW (110 PS)	KANGOO BE BOP (KW0/1_) 1.5 dCi	06/09-						
Dieselmotor K9K.804	1461	4	80 kW (110 PS)	KANGOO Express (FW0/1_) 1.5 dCi 110	09/10-						
Dieselmotor K9K.804, K9K.806	1461	4	76 kW (103 PS)	KANGOO / GRAND KANGOO (KW0/1_) 1.5 dCi (KW0C, KW0F)	02/08-						
Dieselmotor K9K.806	1461	4	76 kW (103 PS)	KANGOO BE BOP (KW0/1_) 1.5 dCi (KW0F)	02/09-						
Dieselmotor K9K.806	1461	4	76 kW (103 PS)	KANGOO Express (FW0/1_) 1.5 dCi (FW0F)	02/08-						
Dieselmotor K9K.808	1461	4	66 kW (90 PS)	KANGOO / GRAND KANGOO (KW0/1_) 1.5 dCi	11/12-						
Dieselmotor K9K.808	1461	4	66 kW (90 PS)	KANGOO BE BOP (KW0/1_) 1.5 dCi (KW0G)	06/09-						
Dieselmotor K9K.808	1461	4	55 kW (75 PS)	KANGOO Express (FW0/1_) 1.5 dCi 75	09/10-						
Dieselmotor K9K.808	1461	4	66 kW (90 PS)	KANGOO Express (FW0/1_) 1.5 dCi 90 (FW0G)	06/09-						
Dieselmotor K9K.820	1461	4	55 kW (75 PS)	TWINGO II (CN0_) 1.5 dCi 75	10/10-						
Dieselmotor K9K.820	1461	4	63 kW (86 PS)	TWINGO II (CN0_) 1.5 dCi 90	10/10-						
Dieselmotor K9K.830	1461	4	63 kW (86 PS)	FLUENCE (L30_) 1.5 dCi (L30A)	02/10-						
Dieselmotor K9K.830	1461	4	63 kW (86 PS)	GRAND SCÉNIC III (JZ0/1_) 1.5 dCi	04/09-						
Dieselmotor K9K.830	1461	4	63 kW (86 PS)	MEGANE III Schrägheck (BZ0_) 1.5 dCi	12/09-						



RENAULT

Globally reliable

	ccm											
Dieselmotor K9K.830	1461	4	63 kW (86 PS)	SCÉNIC III (JZ0/1_) 1.5 dCi	04/09-							
Dieselmotor K9K.832	1461	4	78 kW (106 PS)	FLUENCE (L30_) 1.5 dCi (L30B)	02/10-							
Dieselmotor K9K.832	1461	4	78 kW (106 PS)	GRAND SCÉNIC III (JZ0/1_) 1.5 dCi	02/09-							
Dieselmotor K9K.832	1461	4	78 kW (106 PS)	SCÉNIC III (JZ0/1_) 1.5 dCi	02/09-							
Dieselmotor K9K.834	1461	4	66 kW (90 PS)	FLUENCE (L30_) 1.5 dCi (L30S)	02/10-							
Dieselmotor K9K.834	1461	4	66 kW (90 PS)	MEGANE III Grandtour (KZ0/1) 1.5 dCi (KZ0C, KZ1A)	05/09-							
Dieselmotor K9K.836, K9K.837	1461	4	81 kW (110 PS)	FLUENCE (L30_) 1.5 dCi (L30D, L30L)	02/10-							
Dieselmotor K9K.836, K9K.846	1461	4	78 kW (106 PS)	MEGANE III Grandtour (KZ0/1) 1.5 dCi (KZ1M, KZ1W)	02/09-							
Dieselmotor K9K.837	1461	4	81 kW (110 PS)	MEGANE CC (EZ0/1_) 1.5 dCi (EZ09, EZ1G, EZ0D)	06/10-							
Dieselmotor K9K.837, K9K.836	1461	4	81 kW (110 PS)	MEGANE III Coupe (DZ0/1_) 1.5 dCi (DZ09, DZ0D, DZ1F, DZ1G)	02/09-							
Dieselmotor K9K.846	1461	4	70 kW (95 PS)	GRAND SCÉNIC III (JZ0/1_) 1.5 dCi	11/10-							
Dieselmotor K9K.846	1461	4	81 kW (110 PS)	LAGUNA Coupe (DT0/1) 1.5 dCi	03/12-							
Dieselmotor K9K.846	1461	4	70 kW (95 PS)	SCÉNIC III (JZ0/1_) 1.5 dCi	11/10-							
Motor 807 821	1565	4	49 - 63 kW (66 - 85 PS)	R 16, R 18	71 - 86	77,000	1,75 2,00 4,00	910 IF CR S 930 FE 947 EX FE		8938100000	1	STD
Motor H4J 700	1397	4	96 kW (131 PS)	SCÉNIC III (JZ0/1_) 1.4 16V (JZ0F), MEGANE III Schrägheck (BZ0_) 1.4 TCe (BZ0F, BZ1V), MEGANE III Grandtour (KZ0/1) 1.4 TCe (KZ0F, KZ1V), MEGANE III Coupe (DZ0/1_) 1.4 TCe (DZ0F, DZ1V), MEGANE CC (EZ0/1_) 1.4 TCe (EZ0F, EZ1V), GRAND SCÉNIC III (JZ0/1_) 1.4 16V (JZ0F)	02/09-	78,000	1,20 1,20 2,00	910 IF NIT S 911 P 777 NIT S		8938140000 5000	1	STD 0,50
Dieselmotor F 8 D F 8 M	1596	4	40,5 kW (55 PS)	R 5, R 9, R 11, Express	11/85-	78,000	2,00 2,00 3,00	910 CR S 911 FE 947 EX CR		8938270000 5000	1	STD 0,50
Motor 841 843 C 7, D 7	1647	4	58 - 70,5 kW (79 - 96 PS)	Fuego, R 16, R 18, Alpine A 310	78-86	79,000	1,75 2,00 4,00	910 IF CR S 931 P 777 CR S		8938180000	1	STD
Motor K4J, K4M	1596	4	77 kW 105 PS	Logan 1.6 MPI 16 V		79,500	1,20 1,50 2,50	910 CR S 931 P 777 NIT S		8938420000	1	STD
Motor K4J, K4M	1390	4	70 kW (95 PS)	Megane 1.4 16V, Scenic 1.4 16V, 6 MPI								
Motor K 4 J	1390	4	72 kW 98 PS	Clio, Logan 1.4 MPI	99 -	79,500	1,50 1,50	910 IF CR S 931 P		8938410000	1	STD
Motor K 4 M K 7 M	1598	4	79 - 85 kW 107 - 115 PS	Clio, Kangoo, Megane, Modus, Scenic 1.6 Logan 1.6 MPI	97 -		2,50	777 CR S				
Dieselmotor F 8 Q	1870	4	40-48 kW (55-65 PS)	Clio, Express, Kangoo, Megane, Rapid, R 19, R 21 1,9 D	91-	80,000	2,00 2,00 3,00	910 CR S 911 FE 947 EX CR		8938290000 5000 8000 1000	1	STD 0,50 0,80 1,00
Dieselmotor F 8 Q	1870	4	66 - 70 kW 90 - 95 PS	Megane, Scenic, R 19 Turbo	91 -	80,000	2,50 2,00 3,00	914 CR 911 FE 947 EX CR		8938340000 5000	1	STD 0,50

	ccm										
Dieselmotor F9Q.650	1870	4	88 kW (120 PS)	LAGUNA II (BG0/1_) 1.9 dCi (BG08, BG0G)	03/01-	80,000	2,50 2,00 3,00	910 IF CR 911 IF U P 947 EX CR	 8938430000 5000	1	STD 0,50
Dieselmotor F9Q.650 F9Q.670 F9Q.674 F9Q.750	1870	4	88 kW (120 PS)	LAGUNA II (BG0/1_) 1.9 dCi (BG08, BG0G)	03/01-						
Dieselmotor F9Q.664	1870	4	68 kW (92 PS)	LAGUNA II (BG0/1_) 1.9 dCi (BG05)	03/04-						
Dieselmotor F9Q.664	1870	4	68 kW (92 PS)	LAGUNA II Grandtour (KG0/1_) 1.9 dCi (KG05)	03/04-						
Dieselmotor F9Q.670 F9Q.674 F9Q.750	1870	4	88 kW (120 PS)	LAGUNA II Grandtour (KG0/1_) 1.9 dCi (KG0G)	03/01-						
Dieselmotor F9Q.674	1870	4	88 kW (120 PS)	LAGUNA II Grandtour (KG0/1_) 1.9 dCi (KG0G)	03/01-						
Dieselmotor F9Q.674 F9Q.758	1870	4	81 kW (110 PS)	LAGUNA II (BG0/1_) 1.9 dCi (BG1A, BG1W)	01/05-						
Dieselmotor F9Q.674 F9Q.758	1870	4	81 kW (110 PS)	LAGUNA II Grandtour (KG0/1_) 1.9 dCi (KG1A, KG1W)	01/05-						
Dieselmotor F9Q.680 F9Q.820 F9Q.826	1870	4	88 kW (120 PS)	ESPACE IV (JK0/1_) 1.9 dCi (JK0U, JK0G)	11/02-						
Dieselmotor F9Q.710	1870	4	72 kW (98 PS)	LAGUNA I (B56_, 556_) 1.9 dTi (B56J)	10/97-03/01						
Dieselmotor F9Q.710	1870	4	72 kW (98 PS)	LAGUNA I Grandtour (K56_) 1.9 dTi (K56J)	10/97-03/01						
Dieselmotor F9Q.716 F9Q.717	1870	4	72 kW (98 PS)	LAGUNA I (B56_, 556_) 1.9 dTi (B56J)	10/97-03/01						
Dieselmotor F9Q.716 F9Q.717	1870	4	72 kW (98 PS)	LAGUNA I Grandtour (K56_) 1.9 dTi (K56J)	10/97-03/01						
Dieselmotor F9Q.718	1870	4	79 kW (107 PS)	LAGUNA I (B56_, 556_) 1.9 dCi (B56W)	09/99-03/01						
Dieselmotor F9Q.718	1870	4	79 kW (107 PS)	LAGUNA I Grandtour (K56_) 1.9 dCi (K56W)	09/99-03/01						
Dieselmotor F9Q.718	1870	4	79 kW (107 PS)	LAGUNA II (BG0/1_) 1.9 dCi	03/01-						
Dieselmotor F9Q.718	1870	4	79 kW (107 PS)	LAGUNA II Grandtour (KG0/1_) 1.9 dCi	03/01-						
Dieselmotor F9Q.722	1870	4	72 kW (98 PS)	ESPACE III (JE0_) 1.9 dTi (JE0M)	02/99-10/02						
Dieselmotor F9Q.730 F9Q.731 F9Q.734 F9Q.736	1870	4	72 kW (98 PS)	MEGANE I (BA0/1_) 1.9 dTi (BA08, BA0N)	03/97-02/01						
Dieselmotor F9Q.730 F9Q.731 F9Q.734 F9Q.736	1870	4	72 kW (98 PS)	MEGANE I Classic (LA0/1_) 1.9 dTi (LA08, LA0N)	03/97-02/01						
Dieselmotor F9Q.730 F9Q.734 F9Q.736	1870	4	72 kW (98 PS)	MEGANE Scenic (JA0/1_) 1.9 dTi (JA0N)	04/97-09/99						
Dieselmotor F9Q.731 F9Q.734	1870	4	72 kW (98 PS)	SCÉNIC I (JA0/1_) 1.9 dTi (JA0N)	09/99-08/03						
Dieselmotor F9Q.731 F9Q.734 F9Q.736	1870	4	72 kW (98 PS)	MEGANE I Coach (DA0/1_) 1.9 dTi (DA0N)	03/97-02/01						
Dieselmotor F9Q.731 F9Q.736	1870	4	72 kW (98 PS)	MEGANE I Grandtour (KA0/1_) 1.9 dTi (KA0N)	03/99-02/01						
Dieselmotor F9Q.732	1870	4	74 kW (101 PS)	SCÉNIC I (JA0/1_) 1.9 dCi RX4	12/02-08/03						
Dieselmotor F9Q.732 F9Q.733	1870	4	75 kW (102 PS)	MEGANE I (BA0/1_) 1.9 dCi (BA05, BA1F)	02/01-08/03						
Dieselmotor F9Q.732 F9Q.733	1870	4	75 kW (102 PS)	MEGANE I Classic (LA0/1_) 1.9 dCi (LA05, LA1F)	02/01-08/03						
Dieselmotor F9Q.732 F9Q.733	1870	4	75 kW (102 PS)	MEGANE I Coach (DA0/1_) 1.9 dCi (DA05, DA1F)	02/01-08/03						
Dieselmotor F9Q.732 F9Q.733	1870	4	75 kW (102 PS)	MEGANE I Grandtour (KA0/1_) 1.9 dCi (KA05, KA1F)	02/01-08/03						
Dieselmotor F9Q.732 F9Q.733	1870	4	75 kW (102 PS)	SCÉNIC I (JA0/1_) 1.9 dCi (JA05, JA1F)	09/99-08/03						



RENAULT

Globally reliable


















	ccm										
Dieselmotor F9Q.744	1870	4	59 kW (80 PS)	MEGANE I (BA0/1_) 1.9 dTi (BA1U)	02/01-08/03						
Dieselmotor F9Q.744	1870	4	59 kW (80 PS)	MEGANE I Classic (LA0/1_) 1.9 dTi (LA1U)	02/01-08/03						
Dieselmotor F9Q.744	1870	4	59 kW (80 PS)	MEGANE I Grandtour (KA0/1_) 1.9 dTi (KA1U)	02/01-08/03						
Dieselmotor F9Q.744	1870	4	59 kW (80 PS)	SCÉNIC I (JA0/1_) 1.9 dTi (JA1U)	02/01-08/03						
Dieselmotor F9Q.752	1870	4	77 kW (105 PS)	LAGUNA II (BG0/1_) 1.9 dCi (BG0E)	06/01-						
Dieselmotor F9Q.752	1870	4	77 kW (105 PS)	LAGUNA II Grandtour (KG0/1_) 1.9 dCi (KG0E)	06/01-						
Dieselmotor F9Q.754	1870	4	74 kW (100 PS)	LAGUNA II (BG0/1_) 1.9 dCi (BG0R)	10/01-						
Dieselmotor F9Q.754	1870	4	74 kW (100 PS)	LAGUNA II Grandtour (KG0/1_) 1.9 dCi (KG0E, KG0R)	10/01-						
Dieselmotor F9Q.758	1870	4	96 kW (130 PS)	LAGUNA II (BG0/1_) 1.9 dCi (BG1A, BG1V)	05/05-						
Dieselmotor F9Q.759	1870	4	85 kW (116 PS)	LAGUNA II Grandtour (KG0/1_) 1.9 dCi (KG12)	08/05-09/07						
Dieselmotor F9Q.758	1870	4	96 kW (130 PS)	LAGUNA II Grandtour (KG0/1_) 1.9 dCi (KG1V)	05/05-						
Dieselmotor F9Q.760	1870	4	74 kW (101 PS)	TRAFIC II Bus (JL) 1.9 dCi 100 (JL0C)	03/01-						
Dieselmotor F9Q.760	1870	4	74 kW (101 PS)	TRAFIC II Kasten (FL) 1.9 dCi 100 (FL0C)	03/01-						
Dieselmotor F9Q.760	1870	4	74 kW (101 PS)	TRAFIC II Pritsche/Fahrgestell (EL) 1.9 dCi 100 (EL0C)	03/01-						
Dieselmotor F9Q.760	1870	4	60 kW (82 PS)	TRAFIC II Kasten (FL) 1.9 dCi 80 (FL0B)	03/01-						
Dieselmotor F9Q.762	1870	4	60 kW (82 PS)	TRAFIC II Bus (JL) 1.9 dCi 80 (JL0B)	03/01-						
Dieselmotor F9Q.762	1870	4	60 kW (82 PS)	TRAFIC II Pritsche/Fahrgestell (EL) 1.9 dCi 80 (EL0B)	03/01-						
Dieselmotor F9Q.770	1870	4	59 kW (80 PS)	MASTER II Bus (JD) 1.9 dTi	09/00-						
Dieselmotor F9Q.770	1870	4	59 kW (80 PS)	MASTER II Kasten (FD) 1.9 dTi	09/00-						
Dieselmotor F9Q.772	1870	4	60 kW (82 PS)	MASTER II Bus (JD) 1.9 dCi 80	11/01-						
Dieselmotor F9Q.772	1870	4	60 kW (82 PS)	MASTER II Kasten (FD) 1.9 dCi 80	11/01-						
Dieselmotor F9Q.780	1870	4	59 kW (80 PS)	CLIO II (BB0/1/2_, CB0/1/2_) 1.9 dTi (B/CB0U)	12/99-05/05						
Dieselmotor F9Q.780	1870	4	59 kW (80 PS)	KANGOO (KC0/1_) 1.9 dTi (KCOU)	02/00-						
Dieselmotor F9Q.780	1870	4	59 kW (80 PS)	KANGOO Rapid (FC0/1_) 1.9 dTi (FC0U)	02/00-						
Dieselmotor F9Q.782	1870	4	59 kW (80 PS)	KANGOO (KC0/1_) 1.9 dCi 4x4 (KCOV)	10/01-						
Dieselmotor F9Q.782	1870	4	59 kW (80 PS)	KANGOO Rapid (FC0/1_) 1.9 dCi 4x4 (FC0V)	10/01-						
Dieselmotor F9Q.790	1870	4	62 kW (84 PS)	KANGOO (KC0/1_) 1.9 dCi 4x4	10/03-						
Dieselmotor F9Q.790	1870	4	62 kW (84 PS)	KANGOO Rapid (FC0/1_) 1.9 dCi (FC0V)	07/03-						
Dieselmotor F9Q.790	1870	4	62 kW (84 PS)	KANGOO Rapid (FC0/1_) 1.9 dCi 4x4 (FC0V)	07/03-						
Dieselmotor F9Q.800	1870	4	88 kW (120 PS)	MEGANE II (BM0/1_, CM0/1_) 1.9 dCi (BM0G, CM0G)	11/02-						
Dieselmotor F9Q.800	1870	4	88 kW (120 PS)	MEGANE II Coupé-Cabriolet (EM0/1_) 1.9 dCi	09/03-						
Dieselmotor F9Q.800	1870	4	88 kW (120 PS)	MEGANE II Grandtour (KM0/1_) 1.9 dCi	08/03-						
Dieselmotor F9Q.800	1870	4	88 kW (120 PS)	MEGANE II Stufenheck (LM0/1_) 1.9 dCi (LM0G, LM1G, LM2C)	09/03-						
Dieselmotor F9Q.803	1870	4	96 kW (131 PS)	MEGANE II Coupé-Cabriolet (EM0/1_) 1.9 dCi	05/05-						

	ccm											
Dieselmotor F9Q.803	1870	4	96 kW (131 PS)	MEGANE II Stufenheck (LM0/1_) 1.9 dCi	05/05-							
Dieselmotor F9Q.803 F9Q.804	1870	4	96 kW (131 PS)	MEGANE II Grandtour (KM0/1_) 1.9 dCi	05/05-							
Dieselmotor F9Q.803 F9Q.804 F9Q.816 F9Q.818	1870	4	81 kW (110 PS)	MEGANE II Stufenheck (LM0/1_) 1.9 dCi (LM14, LM1D)	05/05-							
Dieselmotor F9Q.803 F9Q.816 F9Q.818	1870	4	96 kW (131 PS)	MEGANE II (BM0/1_, CM0/1_) 1.9 dCi	05/05-							
Dieselmotor F9Q.804	1870	4	92 kW (125 PS)	SCÉNIC II (JM0/1_) 1.9 dCi	06/03-							
Dieselmotor F9Q.804	1870	4	81 kW (110 PS)	SCÉNIC II (JM0/1_) 1.9 dCi (JM15)	05/05-							
Dieselmotor F9Q.804 F9Q.816 F9Q.818	1870	4	85 kW (115 PS)	MEGANE II (BM0/1_, CM0/1_) 1.9 dCi	11/02-							
Dieselmotor F9Q.804 F9Q.816 F9Q.818	1870	4	81 kW (110 PS)	MEGANE II Coupé-Cabriolet (EM0/1_) 1.9 dCi	05/05-							
Dieselmotor F9Q.804 F9Q.816 F9Q.818	1870	4	85 kW (115 PS)	MEGANE II Coupé-Cabriolet (EM0/1_) 1.9 dCi	09/03-							
Dieselmotor F9Q.804 F9Q.816 F9Q.818	1870	4	96 kW (131 PS)	SCÉNIC II (JM0/1_) 1.9 dCi (JM14)	05/05-							
Dieselmotor F9Q.804 F9Q.818	1870	4	81 kW (110 PS)	MEGANE II (BM0/1_, CM0/1_) 1.9 dCi	05/05-							
Dieselmotor F9Q.804 F9Q.818	1870	4	81 kW (110 PS)	MEGANE II Grandtour (KM0/1_) 1.9 dCi	05/05-							
Dieselmotor F9Q.808	1870	4	66 kW (90 PS)	MEGANE II (BM0/1_, CM0/1_) 1.9 dCi	11/02-							
Dieselmotor F9Q.808	1870	4	66 kW (90 PS)	MEGANE II Grandtour (KM0/1_) 1.9 dCi	04/04-							
Dieselmotor F9Q.808	1870	4	66 kW (90 PS)	MEGANE II Stufenheck (LM0/1_) 1.9 dCi	09/03-							
Dieselmotor F9Q.812	1870	4	88 kW (120 PS)	GRAND SCÉNIC II (JM0/1_) 1.9 dCi (JM0G, JM12, JM1G, JM2C)	04/04-							
Dieselmotor F9Q.812	1870	4	85 kW (116 PS)	SCÉNIC II (JM0/1_) 1.9 D	06/06-							
Dieselmotor F9Q.812	1870	4	88 kW (120 PS)	SCÉNIC II (JM0/1_) 1.9 dCi (JM0G, JM12, JM1G, JM2C)	06/03-							
Dieselmotor F9Q.816 F9Q.818	1870	4	96 kW (131 PS)	GRAND SCÉNIC II (JM0/1_) 1.9 dCi (JM14)	05/05-							
Dieselmotor F9Q.818	1870	4	85 kW (115 PS)	MEGANE II Grandtour (KM0/1_) 1.9 dCi	05/05-							
Dieselmotor F9Q.820	1870	4	85 kW (116 PS)	ESPACE IV (JK0/1_) 1.9 dCi (JK0U)	04/03-02/05							
Dieselmotor F9Q.870	1870	4	96 kW (131 PS)	MEGANE CC (EZ0/1_) 1.9 dCi (EZ0J, EZ1S)	06/10-							
Dieselmotor F9Q.870 F9Q.872	1870	4	96 kW (131 PS)	GRAND SCÉNIC III (JZ0/1_) 1.9 dCi	02/09-							
Dieselmotor F9Q.870 F9Q.872	1870	4	96 kW (131 PS)	MEGANE III Coupe (DZ0/1_) 1.9 dCi (DZ0N, DZ0J, DZ1J, DZ1K)	11/08-							
Dieselmotor F9Q.870 F9Q.872	1870	4	96 kW (131 PS)	MEGANE III Grandtour (KZ0/1) 1.9 dCi (KZ0J, KZ0N, KZ1S)	05/09-							
Dieselmotor F9Q.870 F9Q.872	1870	4	96 kW (131 PS)	MEGANE III Schrägheck (BZ0_) 1.9 dCi (BZ0N, BZ0J)	11/08-							
Dieselmotor F9Q.870 F9Q.872	1870	4	96 kW (131 PS)	SCÉNIC III (JZ0/1_) 1.9 dCi	02/99-							
Motor F 2 N F 3 N	1721	4	60 - 66 kW (82 - 90 PS)	R 9, R 11, R 19, R 21	86- 95	81,000	1,75 2,00 3,00	910 IF CR S 911 P 777 CR S		8938280000	1	STD
Motor F 7 P	1763	4	99 - 101 kW (135 - 137 PS)	R 19, Clio 1.8 16 V	89 - 95	82,000	1,50 1,50 3,00	910 IF CR S 911 P 777 CR S		8938050000	1	STD



RENAULT

Globally reliable

	ccm											
Motor F 7 R	1998	4	108 - 110 kW 147 - 150 PS	Clio Williams, Megane 2.0 16V	94 - 99	82,700	1,20 1,50 2,50	910 IF NIT S 931 P 777 NIT S		8938460000	1	STD
Motor F 4 P F 5 R	1783	4	85 kW 116 PS	Laguna 1.8 16V	98 -	82,700	1,20 1,50 2,00	910 NIT S IF 931 P 777 NIT S		8938520000 5000	1	STD 0,50
Motor F 3 P	1784	4	70 kW (95 PS)	Clio 1.8 RSI	95-98	82,700	1,50	910 IF CR S 911 P		8938400000 5000	1	STD 0,50
Motor F 3 R	1998	4	70 - 84 kW 95 - 114 PS	Laguna 2.0, Espace 2.0	93 -01		1,75 3,00	777 CR S				
Motor N7Q	1948	4	102 kW 139 PS	Laguna, Safrane	95 - 01	83,000	1,20 1,50 2,50	910 IF NIT S 931 P 777 NIT S		8938470000	1	STD
Motor N 7 U	2435	5	121 kW (165 PS)	Safrane	96 -	83,000	1,20 1,75 3,00	910 IF NIT S 931 P 777 CR S		8938480000 4000	1	STD 0,40

	ccm											
Dieselmotor M9R.692, M9R.780, M9R.782, M9R.786	1995	4	84 kW (114 PS)	TRAFIC II Kasten (FL) 2.0 dCi 115 (FL01, FL0U)	08/06-	84,000	2,50 2,00 2,00	913 CKS 911 IF U 947 EX NIT S		8938570000 5000	1	STD 0,50
Dieselmotor M9R.700, M9R.721, M9R.722	1995	4	110 kW (150 PS)	GRAND SCÉNIC II (JM0/1_) 2.0 dCi (JM1K)	09/05-							
Dieselmotor M9R.700, M9R.721, M9R.722	1995	4	110 kW (150 PS)	SCÉNIC II (JM0/1_) 2.0 dCi (JM1K)	09/05-							
Dieselmotor M9R.700, M9R.722	1995	4	110 kW (150 PS)	MEGANE II (BM0/1_, CM0/1_) 2.0 dCi (BM1K, CM1K)	09/05-							
Dieselmotor M9R.700, M9R.722	1995	4	110 kW (150 PS)	MEGANE II Coupé-Cabriolet (EM0/1_) 2.0 dCi	09/05-							
Dieselmotor M9R.700, M9R.722	1995	4	110 kW (150 PS)	MEGANE II Grandtour (KM0/1_) 2.0 dCi	09/05-							
Dieselmotor M9R.700, M9R.722	1995	4	110 kW (150 PS)	MEGANE II Stufenheck (LM0/1_) 2.0 dCi	09/05-							
Dieselmotor M9R.740	1995	4	110 kW (150 PS)	ESPACE IV (JK0/1_) 2.0 dCi (JK01, JK02, JK1J, JK1K)	01/06-							
Dieselmotor M9R.740	1995	4	110 kW (150 PS)	LAGUNA II (BG0/1_) 2.0 dCi (BG1T)	08/05-							
Dieselmotor M9R.740	1995	4	110 kW (150 PS)	LAGUNA II Grandtour (KG0/1_) 2.0 dCi (KG1T)	08/05-							
Dieselmotor M9R.780, M9R.782	1995	4	66 kW (90 PS)	TRAFIC II Pritsche/Fahrgestell (EL) 2.0 dCi 90 (EL0H)	08/06-							
Dieselmotor M9R.780, M9R.782, M9R.630	1995	4	66 kW (90 PS)	TRAFIC II Kasten (FL) 2.0 dCi 90 (FL0H)	08/06-							
Dieselmotor M9R.780, M9R.782, M9R.786	1995	4	84 kW (114 PS)	TRAFIC II Pritsche/Fahrgestell (EL) 2.0 dCi 115 (EL0H)	08/06-							
Dieselmotor M9R.780, M9R.782, M9R.786, M9R.630, M9R.692	1995	4	84 kW (114 PS)	TRAFIC II Bus (JL) 2.0 dCi 115 (JL0H)	08/06-							
Dieselmotor M9R.782	1995	4	66 kW (90 PS)	TRAFIC II Bus (JL) 2.0 dCi 90 (JL0H)	08/06-							
Dieselmotor M9R.804, M9R.817, M9R.844	1995	4	127 kW (173 PS)	LATITUDE (L70_) 2.0 dCi 175 (L70Y)	05/11-							
Dieselmotor M9R.816	1995	4	131 kW (178 PS)	LAGUNA III (BT0/1) 2.0 dCi GT (BT1E, BT1N)	03/08-							
Dieselmotor M9R.816, M9R.820	1995	4	131 kW (178 PS)	LAGUNA Coupe (DT0/1) 2.0 dCi GT (DT11, DT1E, DT1N)	09/08-							
Dieselmotor M9R.816, M9R.820	1995	4	131 kW (178 PS)	LAGUNA III Grandtour (KT0/1) 2.0 dCi GT (KT11, KT1E, KT1N)	03/08-							
Dieselmotor M9R.824, M9R.846	1995	4	110 kW (150 PS)	LATITUDE (L70_) 2.0 dCi 150 (L70H)	02/11-							
Dieselmotor M9R.830	1995	4	130 kW (177 PS)	KOLEOS (HY_) 2.0 dCi (HY0B)	09/08-							
Dieselmotor M9R.830	1995	4	127 kW (173 PS)	KOLEOS (HY_) 2.0 dCi 4x4 (HY0B)	09/08-							
Dieselmotor M9R.832, M9R.855, M9R.856, M9R.862, M9R.865, M9R.866	1995	4	110 kW (150 PS)	KOLEOS (HY_) 2.0 dCi 4x4 (HY0K)	09/08-							
Dieselmotor M9R.855, M9R.856, M9R.862, M9R.865, M9R.866	1995	4	110 kW (150 PS)	KOLEOS (HY_) 2.0 dCi (HY0K)	09/08-							
Dieselmotor M 9 T	2298	4	75 - 110 kW 100 - 150 PS	Renault Master Opel Movano Nissan NV400	06/2010-	85,000	2,50 2,00 2,00	913 CR 911 IF U 947 EX NIT S		8938040000 5000	1	STD 0,50
Dieselmotor J 8 S	2068	4	47 - 49,5 kW (64 - 67 PS)	R 18, R 20, R 21, R 25, R 1344, R 1344, R 1354, R 2354, R 1275, Trafic P/T 313, P 323, T 423, PA 32, PA 93, T 800 D, P/T 1000 D, P/T 1200 D, P 1400 D, Master, Nevada	79-95	86,000	2,00 2,00 4,00	910 CR S 911 FE 947 EX CR		8938240000	1	STD
Dieselmotor J 8 S Atmo 852	2068	4	65 kW (88 PS)	R 21, R 25		86,000	2,25 2,00 3,00	910 IF CR 911 FE 947 EX CR		8938080000	1	STD
Dieselmotor J 8 S	2068	4	62 - 65,5 kW (85 - 88 PS)	R 18 TD, R 20 TD, R 21 TD, R 25 TD, R 30 TD, Fuego TD, Espace TD, Nevada TD	81-95	86,000	2,50 2,50 4,00	914 CR 931 FE 947 EX CR		8938300000 5000	1	STD 0,50
Dieselmotor J 8 S	2068	4	62 - 65,5 kW (85 - 88 PS)	Espace, Fuego, Nevada, R 18, 20, 25, 30	81 - 95	86,000	2,50 2,50 3,00	914 CR 931 FE 947 EX CR		8938310000	1	STD



RENAULT

Globally reliable

	ccm												
Motor L 7 X	2946	6	140 kW (190 PS)	Laguna, Safrane, Espace 3.0	97 -	87,000	1,50 1,50 3,00	910 IF CR S 931 P 777 NIT S		8937500000	1	STD	
Dieselmotor G 8 T	2188	4	61 - 62,5 kW (83 - 85 PS)	Espace, Laguna, Safrane 2.2 D	93-01	87,000	2,50 1,75 2,50	910 IF CR 911 IF U P 947 EX NIT S		8938360000	1	STD	
Dieselmotor G 8 T	2188	4	83 kW (113 PS)	Laguna, Safrane, Espace	96 - 01	87,000	3,00 1,75 2,50	910 IF CR S 931 P 947 EX NIT		8938440000	1	STD	
Dieselmotor G 9 T	2188	4	66 - 110 kW (89 - 150 PS)	Avantime, Espace, Laguna, Vel Satis, Master 2.2 DCi	00 -	87,000	3,00 1,75 2,50	913 CR 931 P 947 EX NIT		8938490000	1	STD	
Dieselmotor G 8 T	2188	4	83 kW (113 PS)	Laguna, Espace, Safrane	96-	87,000	3,50 1,75 2,50	914 CR 911 IF U P 947 EX NIT S		8938330000	1	STD	
Dieselmotor 6DE1	2958	6	125 - 130 kW (170 - 177 PS)	Espace Vel Satis		87,500	2,50 1,50 3,00	910 CR P 931 P 947 EX NIT S		7981570000	6	STD	
Motor J 7 R J 7 T	1995	4	100 kW (136 PS)	R 21, R 25, Espace, Trafic	89-	88,000	1,50 1,75 3,00	910 IF CR S 931 FE 777 CR S		8938110000	1	STD	
Motor Z 7 V	2664	V6	104 kW (141 PS)	R 25, R 30 2.7 V6	84-89	88,000	1,50 2,00 4,00	910 IF CR S 911 IF FE 777 CR S		8938190000	1	STD	
Motor J 7 R J 7 T	2165	4	75 - 92,5 kW (102 - 126 PS)	R 20, R 21, Espace, Master, Trafic	80-91	88,000	1,75 2,00 4,00	910 IF CR S 911 IF FE 777 CR S		8937330000	1	STD	
Dieselmotor G 9 U	2463	4	85 kW (115 PS)	Master		89,000	2,50 1,75 2,50	910 IF CR 931 P 947 EX NIT S		8938510000	1	STD	
Dieselmotor G 9 U	2463	4	85 kW (115 PS)	Master 2.5 dCi	00 -	89,000	3,00 1,75 2,50	913 CR 931 P 947 EX NIT S		8938500000	1	STD	
Motor Z 6 W Z 7 W	2849	V6	113 - 114 kW (153 - 155 PS)	Alpine GTA, Espace, R 25	92-	91,000	1,50 2,00 4,00	910 IF CR S 911 IF FE 947 EX CR		8937340000	1	STD	
Motor Z 7 X Z 7 U	2895	6		Safrane		93,000	1,50 1,75 3,50	910 IF CR S 931 FE 777 CR S		8937370000	1	STD	
Dieselmotor FIAT 8140.07 8140.27 8140.47	2499	4	68 kW 85 PS	Master 2.5 D	89 -	93,000	3,00 2,00 3,00	914 CR 911 P 947 EX CR		8920010000 4000 6000	1	STD 0,40 0,60	
Dieselmotor FIAT 8140.21 8144.81 S8U 762	2445	4	80-84,5 kW (109-115 PS)	Agenda, Master, Safrane	89-								
Dieselmotor FIAT 8140.67 S 8 U S 8 W	2499	4	55 kW (75 PS)	Master	85-94	93,000	3,00 2,00 3,00	910 CR S 930 FE 947 EX CR		8920020000 4000 6000	1	STD 0,40 0,60	
Dieselmotor S 8 U 8140-58	2445	4	51 kW (69 PS)	Master, Trafic 2.5 D	80-01	93,000	3,00 2,00 4,00	910 CR S 930 FE 947 EX CR		8920520000 4000 6000	1	STD 0,40 0,60	
Dieselmotor FIAT 8140.43S Sofim Hp 125 TCA	2798	4	92 kW 125 PS	Mascott 130	01 - 04	94,400	2,50 2,00 2,50	914 CR 931 P 947 EX NIT S		8920910000 4000 6000	1	STD 0,40 0,60	
Dieselmotor FIAT 8140.43	2798	4	77 - 85 kW 105 - 115 PS	Master	96 -	94,400	3,00 2,00 3,00	914 CR 931 P 947 EX CR		8920900000 4000 6000	1	STD 0,40 0,60	
Dieselmotor FIAT 8140.43	2798	4	85 kW 115 PS	Master	96 -	94,400	3,00 2,00 2,50	914 CR 931 P 947 EX NIT S		8920920000 4000 6000	1	STD 0,40 0,60	
Motor VQ 35 - Nissan	3498	6	177 / 241	Vel Satis 3.5 V6 24V Espace 3.5 V6 24V		95,500	1,20 1,20 2,50	910 NIT S IF 931 P 777 NIT S		8938530000	1	STD	
						123,000	3,50 2,50 3,00	914 IF NIT PVD 911 IF U CR 947 EX NIT S		8951630000	1	STD	

	ccm											
Dieselmotor DXi 11	10800	6	243 kW - 339 kW (330 PS - 460 PS)	TRUCKS Premium 2 Distribution 370 TRUCKS Kerax 370 TRUCKS Premium 2 Route 380 TRUCKS Premium 2 Route 410 TRUCKS Premium 2 Distribution 410 TRUCKS Kerax 410 TRUCKS Premium 2 Route 430 TRUCKS Premium 2 Lander 440 TRUCKS Premium 2 Route 450 TRUCKS Kerax 450 TRUCKS Premium 2 Route 460 TRUCKS Premium 2 Lander 460 TRUCKS Premium 2 Distribution 460	10/05-							
Dieselmotor DXi 13	12800	6	323 kW - 382 kW (440 PS - 520 PS)	TRUCKS Magnum DXi 13 440.19, TRUCKS Magnum DXi 13 460.26 T, TRUCKS Magnum DXi 13 460.26, TRUCKS Magnum DXi 13 460.25, TRUCKS Magnum DXi 13 460.24, TRUCKS Magnum DXi 13 460.18 T, TRUCKS Kerax 460.32, TRUCKS Magnum DXi 13 480.26, TRUCKS Magnum DXi 13 480.19, TRUCKS Magnum DXi 13 500.26 T, TRUCKS Magnum DXi 13 500.26, TRUCKS Magnum DXi 13 500.25, TRUCKS Magnum DXi 13 500.24, TRUCKS Magnum DXi 13 500.18 T, TRUCKS Kerax 500.32, TRUCKS Magnum DXi 13 520.26, TRUCKS Magnum DXi 13 520.25, TRUCKS Magnum DXi 13 520.24, TRUCKS Magnum DXi 13 520.19	05/06-	131.000	3,50 2,50 3,00	914 IF NIT PVD 911 IF U CR 947 EX NIT S		8951640000	1	STD



RENAULT TRACTOR

Globally reliable



siehe / see / voir MWM



siehe / see / voir RVI



ROMAN

Globally reliable



siehe / see / voir M.A.N.



























siehe / see / voir UTB















































ROVER

Globally reliable













	ccm											
Motor EJ, EN	1335	4		Triumph, Acclaim		72,000	1,50 1,50 4,00	910 CR P 911 P 777 CR S		7976090000	4	STD
Motor 1/1995---	1396	4		Metro		75,000	1,00 1,20 2,00	910 NIT S 931 P 777 NIT S		8906220000	1	STD
Motor 11K Motor 14K	1120	4		111i, 114i								
Motor 1/1995---	1396	4		Metro		75,000	1,20 1,50 3,00	910 CR S 911 P 777 CR S		8906240000	1	STD
Motor 11K Motor 14K	1120	4		114, 214, 414								
Motor 1/1995---	2497	6	(109-188 PS)	45 + 75		80,000	1,00 1,20 2,00	910 IF NIT S 931 P 777 NIT S		8906230000	1	STD
Motor 1/1995---	1997	6	80-130 kW (109-188 PS)	218-220								
Motor 18 K-Serie	1589	4		216i, 416i								
Motor 25 K4F	2497	6	126 kW 172 PS	825 SLi, Si. 825 I	02 -	80,000	1,20 1,50 2,50	910 CR S 931 FE 777 CR S		8906250000	1	STD
Dieselmotor 25 6T	2497	6	100-102kW 136 - 139 PS	Range Rover II 2.5 TD		80,000	3,00 1,75 3,00	914 CR 931 P 947 EX CR		8906590000	1	STD
Motor PE 146	2350	6	88,5/92 kW (120/125 PS)	2300/S	77-86	81,000	1,75 1,75	910 IF CR S 931 FE		8906090000	1	STD 0,50
Motor PE 166	2597	6	97/98,5/ 101,5 kW (132/134/ 138 PS)	2600 S/SE	77-86		3,94	777 CR S		5000		
Dieselmotor	1905	4	49 kW (67 PS)	218, 418	93-	83,000	2,00 2,00 3,00	910 CR S 911 P 947 EX CR		8937230000 2500 5000 1000	1	STD 0,25 0,50 1,00
Motor 820 T Series 16 V	1994	4		820i, 820Li, Fastback		84,450	1,20 1,50 3,00	910 IF NIT S 931 P 947 EX CR		8906560000	1	STD
Motor M 16 TC	1994	4	132 kW (180 PS)	800 + 820		84,450	1,75 1,50 3,00	910 IF CR S 931 P 947 EX CR		8906540000	1	STD
Motor M 16 TC	1994	4	132 kW (180 PS)	800, 820	92-	84,450	1,75 1,75 3,00	910 IF CR S 931 P 777 NIT S		8906500000 5000	1	STD 0,50
Motor	1994	4	74,5 kW (101 PS)	2000	84-	84,450	2,00	910 CR S		8906520000	1	STD
Motor M 16 E/M 16 i	1996	4	88,5/103 kW (120/140 PS)	820 E/SE, 820 i/Si	86-		1,75 3,00	931 FE 947 EX CR		5000		0,50
Dieselmotor	1994	4	77 kW (105 PS)	620 TDi	95-	84,450	3,00 2,00 3,00	914 IF CR 931 P 947 EX CR		8906510000	1	STD
Dieselmotor 5R	2496	5	102 / 138	Discovery 2.5 Td5		84,450	3,00 2,00 3,00	913 CR 911 IF P 947 EX CR		8906600000	1	STD
Motor		6		826 Si Sport		87,000	1,20 1,50 4,00	910 IF NIT S 911 P 777 CR S		8906580000	1	STD
Dieselmotor D2FA - D4FA	2402	4	90 kW 122 PS	Defender 90 TD4 Defender 110 TD4 Defender 130 TD4	08 -	89,900	2,00 2,00 2,00	910 NIT S 931 P 947 EX NIT S		8921690000 5000	1	STD 0,50
Dieselmotor 14 L 19 L	2496	4	83 / 113 90 / 122	Gemini III DI Defender 90 2.5 TDi Discovery 2.5 TDi Range Rover I 2.5 Tdi		90,475	3,00 2,50 3,00	916 CR 931 P 947 EX NIT S		8906610000	1	STD
Dieselmotor HR 492 HAT	2393	4	67 kW (91 PS)	2400 SD Turbo	82-85	92,000	2,50 2,00	914 CR 931 FE		8952020000	1	STD
Dieselmotor HR 492 HT	2393	4	81/84 kW (110/114 PS)	2400, 2400 SD Turbo Range Rover TD	82-90		4,00	947 EX CR				
Motor HSE 36 D, 42 D, 46D	3950	8	134 - 165 kW 182 - 224 PS	Discovery 3,9 V8 Range Rover 3,9 V8 Range Rover 4.0	93 -	94,000	1,20 1,50 3,00	910 IF NIT S 931 P 947 EX CR		8906530000	1	STD

	ccm											
Dieselmotor RF/RD 80		1				80,000	2,50 2,50 4,00	910 CR P 911 IF FE 948 EX P		8941530000 5000 1000	1	STD 0,50 1,00
Dieselmotor RD 200		2				85,000	2,00 2,00 4,00	910 CR P 911 IF P 948 EX P		8941520000	1	STD
Dieselmotor RD 210		2		Acme ADN 54		90,000	2,00 2,00 4,00	910 CR S 911 IF P 948 EX FE		8941500000	1	STD
Dieselmotor RD/RF/RM 90		1										
Dieselmotor RD/RM/RW 120		1										
Dieselmotor RD/RW 220		2										
Dieselmotor RDM 901		1										
Dieselmotor RDM 902		2										
Dieselmotor RD 900		1				90,000	2,50 2,50	910 IF CR 911 FE		8941510000	1	STD
Dieselmotor RD 901		2					2,50 5,00	930 FE 947 EX FE				
Dieselmotor RD 920		1				92,000	2,50 2,50	910 CR 911 P		8941540000	1	STD
Dieselmotor RD 920		2					2,50 5,00	911 P 947 EX CR				
Dieselmotor RD 951		1				95,000	2,50 2,50	910 IF CR 911 IF P		8941550000	1	STD
Dieselmotor RD 952		2					2,50 4,00 4,00	911 IF P 947 EX FE 946 P				
Dieselmotor RD 270		2				95,000	2,50 2,50 2,50 5,50	910 IF CR 911 IF P 911 IF P 947 EX P		8941570000	1	STD
Dieselmotor CRD 100/2		2				100,000	2,50 2,50	910 CR 911 FE		8941560000	1	STD
Dieselmotor CRD/RD 100		1					2,50 2,50	911 FE 911 FE				
Dieselmotor RD 170		1					5,00	947 EX CR P				
Dieselmotor RP 320		2										

	ccm											
Motor 671	2141	4	56,5 kW (77 PS)	SG 2 E/4 N/4 L, SB 2 F	56-69	88,000	2,00 2,00 4,50	910 CR S 911 FE 947 EX		8940030000	1	STD
Dieselmotor 599 LE 01	3017	4				98,000	3,00 2,50 2,50 4,50	914 CR 911 IW FE 930 FE 947 EX CR		8940010000	1	STD
Dieselmotor 712.01-04	3017	4										
Dieselmotor 712.08	3017	4										
Dieselmotor 712-01...04/08	3319	4	65 kW (88 PS)	SG 4, SG 5, SM 4, D 5 T, SG 2 MB 35, SG 2 MB 38, SM 5, SG 4 DN/DL/DXL/DM, SG 2 D 3800, SG 2 DM 3800, SG 2 D 3500, SG 2 DM 3500, Super Goelette, Super Galion	68-83	98,000	3,00 2,50 4,50	914 CR 911 IW FE 947 EX CR		8940080000	1	STD
Dieselmotor 712-03/04	3319	4	56 kW (76.2 PS)									
Dieselmotor AD 4.236	3865	4	62,5 kW (85 PS)	380 K, 560-C Stradair 05/10	61-78	98,480	2,38 2,38 2,38 6,33	910 IF CR 911 IF P 911 IF P 947 EX CR		8936090000	1	STD
Dieselmotor 6.354	5784	6	74,5 kW (101 PS)	GL 750 M, 560 K 610	74-	98,480	2,38 2,38 2,38 6,33 6,33	910 IF CR 911 IF P 931 P 947 EX CR 946 P		8936200000	1	STD
Dieselmotor 800	6910	V8	125 kW (170 PS)	Crusair 2AV800, 3AV800, PR100		100,000	2,50 2,50 2,50 5,00	910 CR 911 FE 911 FE 947 EX FE		8904040000	1	STD
Aircompressor				Aircompressor		100,000	2,50 2,50 2,50 5,00	911 FE 911 FE 911 FE 947 EX FE		8904160000 5000 1000	1	STD 0,50 1,00
Dieselmotor 597	5278	6	92,5 kW (126 PS)	SM 7-F 3000, F 3500, F 4000, F 4500, SM 8-F 3000	67-	100,000	3,00 2,50 2,50 5,00	914 CR 911 FE 911 FE 947 EX CR P		8940040000	1	STD
Dieselmotor 720.01...03/08/12	3593	4	67,5/ 73,5 kW (92/100 PS)	SG 5, SG 5 C, SM 5, JK 60/ 65/ 75/ 90 B	72-86	102,000	3,00 2,50 5,00	914 CR 911 FE 947 EX CR		8940090000	1	STD
Dieselmotor 797, U5M62, D 0216 MXU	5489	6	98-110 kW (133-150 PS)	SM 7, SM 8, SM 8-13, SM 8-TM, SM 8-TY, E 7 C, SC 28, SC 29, JN 75, JN 90, JP 11, JP 13	70-80							
Dieselmotor 798	5491	6	109/112/ 125 kW 148/152/ 170 PS)	SM 8-TU, JP 13 T, JR 1, JN 75, 13 BUL, JP 11, 130, 150, 95130	72-	102,000	3,00 2,50 2,50 5,00	914 CR 911 FE 911 FE 947 EX CR		8940110000	1	STD
Dieselmotor MIDR 602.026 D, 06.02.26D	6177	6	166 kW (226 PS)	G 230, M 230	94-	102,000	3,50 2,50 4,00	914 CR 911 FE 947 EX CR		8940120000	1	STD
Dieselmotor D 0836 M/MH/MU/ HM 3U/HM/HMN/ HMU/ HM 2/HM 7	7030	6	99,5/115/ 118 kW (135/156/ 160 PS)	S 45 GT, S 53 M, S 105 M, SC 10, SM 10, SM 12, SM 170, JM 170 C, SM 170 L, JM 170 N, JM 170 NA, JM 170 NA, JM 170 XL, S 105 M, Sciou	63-73	108,000	2,50 2,50 5,00	910 CR 911 P 947 EX CR		8931100000	1	STD
Dieselmotor D 0846 HM 2/ HMN 2		6			73-							
Dieselmotor D 0846 HM 2/ HMN 2	7252	6	117,5- 132 kW (160-180 PS)	SM 10, SM 12, SM 21, SM 170, SM 180 H, E 7 N, E 7 L, S 45 GT, S 53 M, S 105 M, Sciou	69-73							
Dieselmotor MID 620.30	8822	6		GB190, GF, GLR, GR191, TB, PR10100		120,000	3,00 3,00 4,00	914 CR 911 IF CR P 947 EX CR		8904050000	1	STD
Dieselmotor MIP 620.30	8822	6										
Dieselmotor MID 620.30	8822	6		GB190, GF, GLR, GR191, TB, PR10100		120,000	3,00 3,00 4,00	914 CR 911 FE 947 EX CR		8904080000	1	STD
Dieselmotor MIP 620.30	8822	6										

	ccm											
Dieselmotor M 420, MDXM, MDX 16 M, 24 M, 26 M, 44 M, 44 M	6328	4	88,5 kW (120 PS)	GBK 6, GLC 6 M, 6 M 2, PLB 6 SM, PBH 6, TBK 6, GDK 75, TBK 6, 6 B, RR, & S, GL 6 M 2, GLC 6 M 3, 6 RM 3, 8 M 3, 8 RM 3, GLR 8 M 3, 8 RM 3, L 62 M 3, RM 3, GBK 6, PBK 6, L 64, 6 M 3	55-77	120.000	3,25 3,00 3,00 6,00	914 CR 911 FE 931 FE 947 EX CR		8904070000	1	STD
Dieselmotor M 420.30 B 2 X, XB, XK, XKB, XR, MD 420.30	5881	4	88,5/ 99,5 kW (120/135 PS)	Stradair 20 T, TA, 30 T, TA, 40, 50, GAK 55, 65, 70/600, GAK 70, TAK 70, 20 K, 30 K, 770 K, 771 K, 680 KB, 880 K, KB, 881 KB, GBK 80, GL 900	65-77							
Dieselmotor M 520, MDUMK, MDU 24 M, 25 M, 44 M, 45 M, 44 M 3, 46 M 3, MDZ 23	7917	5	111 kW (151 PS)	GLR 8 M, GLC 8 M, GBC, 8 M, TLC 8 M, GLR 160, CGK 160, TAK 160, TAK 180, TCK 8 A, TAK8, L 64	57-77							
Dieselmotor M 620 P, T, 2, 23	9500	6	132,5 kW (180 PS)	GLM 10, GLR 10, TLM 10, TLR 10, GPRU 10, GR 200, TR 200, GR 205, GCK 200, PHN 10, PHL 10	57-77							
Dieselmotor MIDS 620.30	8820	6	158-169 kW (215-230 PS)		78-87	120.000	3,25 3,00	914 CR 911 FE		8904090000	1	STD
Dieselmotor MIDS 620.30	8820	6	153/169 kW (208/230 PS)	GB 231, GC 231, GF 231, GLR 230, TB 231, PR 10, PR 12, PR 14, 950 KB 6 S, 950 KTB 6 S, G 210.19, G 230.19	88-		3,00 4,00	931 FE 947 EX CR				
Dieselmotor MID/MIP 620.30	8822	6	136-158 kW (185-215 PS)	GB/GC/GF/, GLR 190, GR 191, Traktor TB 191-950, KB6-HBT, HB 26, PR 100	75-87	120.000	3,25 3,00 4,00	914 CR 911 P 947 EX CR		8904100000	1	STD
Dieselmotor MIDR 620.30	8820	6	194 kW (264 PS)	PR 14 GL, PR 14 S LG	81-86							
Dieselmotor MIDR/MIDS 620.45	9839	6	191/206 kW (260/280 PS)	C 260.26, C 260.19 T, C 279 T, G 260, G 280	06/88-94							
Dieselmotor MIDR/MIDS 620.45	9839	6	191/206 kW (260/280 PS)	C 260.26, C 260.19 T, C 279 T, G 260, G 280	83-05/88							
Dieselmotor MIDS 620.30	8820	6	153/169 kW (208/230 PS)	C 210, G 210, G 230	88-90							
Dieselmotor MIP 620.30	8822	6	136 kW (185 PS)	HB 15, HB 17, HB 19, HB 26	78-81							
Dieselmotor MID/MIP 620.30	8822	6	136-158 kW (185-215 PS)	GB/GC/GF/, GLR 190, GR 191, Traktor TB 191-950, KB6-HBT, HB 26, PR 100	75-87	120.000	3,25 3,00 4,00	914 CR 911 IF CR P 947 EX CR		8904180000	1	STD
Dieselmotor MIDR 620.30	8820	6	194 kW (264 PS)	PR 14 GL, PR 14 S LG	81-86							
Dieselmotor MIDR/MIDS 620.45	9839	6	191/206 kW (260/280 PS)	C 260.26, C 260.19 T, C 279 T, G 260, G 280	06/88-94							
Dieselmotor MIDR/MIDS 620.45	9839	6	191/206 kW (260/280 PS)	C 260.26, C 260.19 T, C 279 T, G 260, G 280	83-05/88							
Dieselmotor MIDS 620.30	8820	6	153/169 kW (208/230 PS)	C 210, G 210, G 230	88-90							
Dieselmotor MIP 620.30	8822	6	136 kW (185 PS)	HB 15, HB 17, HB 19, HB 26	78-81							
Dieselmotor MIDR/MIDS 620.45	9839	6	191/206 kW (260/280 PS)	C 260.26, C 260.19 T, C 279 T, G 260, G 280	95-	120.000	3,50 3,00	914 CR 911 FE		8904210000	1	STD
Dieselmotor MIDR/MIPS 620.45	9834	6	136-186 kW (186-253 PS)	PR 100, PR 180, C 260, G 260, R 312, PR 100.2/180.2, PER 180.2, G 260.6, G 260.15, T/G/C 260.16, B/G 260.17, T/G/C 260.19, G 260.24, G/C 260.26, G 300 Major	95-		4,00	947 EX CR				
Dieselmotor D 2156 HM 6 DK/HMN/HMUS	10343	6	141,5/154,5/ 158/169/ 173 kW (192/210/ 215/230/ 235 PS)	E 7, 110, E 7.125, SM 200, SM 240, SM 240 HT, SM 21.240, SM 32.240, JM 200.2, JM 240.2	66-75	121.000	3,50 3,00 3,00 5,50	914 CR 911 FE 930 FE 947 EX CR		8931060000	1	STD
Dieselmotor D 2156 MTN 5	10350	6	187/210 kW (255/285 PS)	SH 280 TU, SH 36.280 TU, SH 380.280 TU, SM 260/280	68-78							

	ccm											
Dieselmotor 2146 HM	9660	6	156/173 kW (212/235 PS)	JM 240, JM 240 T, JM 240 TPE, JM 240 V, SM 10 S, SM 12 S, SM 190	64-67	121.000	3,50 3,00 3,00 5,50	910 CR 911 FE 930 FE 947 EX CR		8931150000	1	STD
Dieselmotor 2146 M	9660	6	126,5 kW (172 PS)	JM 200, JM 200 TPE, JM 200 V								
Dieselmotor DCi 11	11122	6	229 - 303 kW 313 - 412 PS	Kerax 370 + 410 Premium Route 380 + 440	01.2000 -	123.000	3,00 2,50 3,00	914 NIT S 911 IF U CR 947 EX NIT S		8904250000	1	STD
Dieselmotor MIDR 06.23.56.A3 MIDR 06.23.56.A41 MIDR 06.23.56.B41	11122	6	361 - 381 PS 266 - 288 kW	Midium 135 Premium 365 Premium 400 ARES 380 Iliade Kerax 385 + 400	96 -	123.000	3,50 3,00 4,00	914 CR 911 IF P 947 EX CR		8904230000	1	STD
Dieselmotor D 2356 HM	10350	6	173 kW (235 PS)	SM 260, SM 260 HT, SM 260 MT, 260 V, E 7	74-80	123.000	3,50 3,00 3,00 5,50	914 CR 911 FE 930 FE 947 EX CR		8931160000	1	STD
Dieselmotor MIDR 06.24.65	11949	6	287 - 412 kW 390 - 560 PS			123.850	3,16 2,39 4,75	914 CR P 911 IF CR P 947 EX CR P		8904240000	1	STD
Dieselmotor D 2555 M		5	124 kW (168 PS)			125.000	3,00	914 CR S		8931070000	1	STD
Dieselmotor D 2556 MXF		6	141,5 kW (192 PS)	15.168, 19.168, 19.240, 26.240, 32.240, EPG 176, EPG 216, EPG 246, EPG 288	73-		3,00 5,00	911 FE 947 EX CR				
Dieselmotor D 2858 M	15450	V8	223,5 kW (304 PS)	SM 300, SM 340, 19.304 DFA, 22.304 DFAT	73-	128.000	3,50 3,00 3,00 5,50	914 CR 911 FE 931 FE 947 EX CR		8931300000	1	STD
Dieselmotor MS 635 T, MDS 635.40	12000	6	191,5/206/ 224 kW (260/280/ 306 PS)	Traktor TR 280, TLR 280 M 3, GR 280-N, -L, -EL, GBH 280-N, GR 305, GRH 305, TRH 305, 310	74-83	135.000	3,50 3,00 3,00 6,00	914 CR 911 FE 931 FE 947 EX CR		8904110000	1	STD
Dieselmotor MIVS 835.30	14886	V8	262 kW (356 PS)	GR350, GRH, TR, TRH		135.000	3,50 3,00 3,00 4,00	914 CR 911 FE 931 FE 947 EX CR		8904120000	1	STD
Dieselmotor MDS/MIDS 635.40	12024	6	206 kW (280 PS)	GBH 280, CBH 280	82-	135.000	3,50 3,00 6,00	914 CR 911 FE 947 EX CR		8904130000	1	STD
Dieselmotor MIDR 635.40	12024	6	226 kW (307,5 PS)	Baureihe 305/310, PX 30	79-	135.000	3,50 3,00 4,00	914 CR 911 FE 947 EX CR		8904170000	1	STD
Dieselmotor MIDR 635.40 C	11941	6	224 kW (305 PS)	R 310 T	84-							
Dieselmotor MIVR 835.30	14880	V8	286 kW (389 PS)	R 390, R 420	86-							
Dieselmotor MIVS 835.30-20137	14886	V8	262 kW (356 PS)	R 360, R 360 T, GR 350, TR 350	78-84							
Dieselmotor MIVS 835.30-2015	14886	V8	268 kW (365 PS)	R 360 T, R 370	84-							
Dieselmotor MIVS 835.30-2015	14886	V8	268 kW (365 PS)	R 370	85-							
Dieselmotor MIDR 0635.40 J 1	12024	6	309 kW (420 PS)	AE 420, R 420	07/96	135.000	4,00 3,00	914 CR 911 FE		8904200000	1	STD
Dieselmotor MIDR 0635.40 J 1	12024	6	309 kW (420 PS)	AE 420, R 420	92-06/96		4,00	947 EX CR				
Dieselmotor MIDR 0635.40 J 3 Euro 1	12024	6	305 kW (415 PS)	AE 420, Major R 420	92-							
Dieselmotor MIDR 0635.40 L 1	12024	6	283 kW (385 PS)	AE 385, R 385	07/96							
Dieselmotor MIDR 0635.40 L 1	12024	6	283 kW (385 PS)	AE 385, R 385	92-							
Dieselmotor MIDR 0635.40 M 3 Euro 1	12024	6	235 kW (320 PS)	CLM 320, GBH 320, CBH 320	07/96-							
Dieselmotor MIDR 0635.40 M 3 Euro 1	12024	6	235 kW (320 PS)	CLM 320, GBH 320, CBH 320	92-06/96							
Dieselmotor MIDR 0635.40 N 3 Euro 1	12024	6	283 kW (385 PS)	AE 385, Major R 385, CLM 385, GBH 385, CBH 385	07/96							
Dieselmotor MIDR 0635.40 N 3 Euro 1	12024	6	283 kW (385 PS)	AE 385, Major R 385, CLM 385, GBH 385, CBH 385	92-							
Dieselmotor MIDR 635.40 G/H 2	12024	6	255-275 kW (346-374 PS)	R 340, R 350, R 365, R 380, AE 380	87-							








































	ccm											
Dieselmotor MIDR 0635.40 J 1	12024	6	309 kW (420 PS)	AE 420, R 420	07/96	135,000	4,00	914 CR		8904220000	1	STD
Dieselmotor MIDR 0635.40 J 1	12024	6	309 kW (420 PS)	AE 420, R 420	92-06/96		3,00 4,00	911 IW CR 947 EX CR				
Dieselmotor MIDR 0635.40 J 3 Euro 1	12024	6	305 kW (415 PS)	AE 420, Major R 420	92-							
Dieselmotor MIDR 0635.40 L 1	12024	6	283 kW (385 PS)	AE 385, R 385	92-							
Dieselmotor MIDR 0635.40 L 1	12024	6	283 kW (385 PS)	AE 385, R 385	07/96							
Dieselmotor MIDR 0635.40 M 3 Euro 1	12024	6	235 kW (320 PS)	CLM 320, GBH 320, CBH 320	07/96-							
Dieselmotor MIDR 0635.40 M 3 Euro 1	12024	6	235 kW (320 PS)	CLM 320, GBH 320, CBH 320	92-06/96							
Dieselmotor MIDR 0635.40 N 3 Euro 1	12024	6	283 kW (385 PS)	AE 385, Major R 385, CLM 385, GBH 385, CBH 385	07/96							
Dieselmotor MIDR 0635.40 N 3 Euro 1	12024	6	283 kW (385 PS)	AE 385, Major R 385, CLM 385, GBH 385, CBH 385	92-							
Dieselmotor MIDR 635.40 G/H 2	12024	6	255-275 kW (346-374 PS)	R 340, R 350, R 365, R 380, AE 380	87-							



SAAB

Globally reliable

















	ccm										
Motor A 16 LET	1598	4	132 kW (180 PS)	9-5 (YS3G) 1.6 Turbo	05/10 - 01/12	79,000	1,20 1,20 2,00	910 NIT S 931 P 777 NIT S		8935110000 5000	1 STD 0,50
Motor Z 1.8 XE	1796	4	92 kW 125 PS	9-3	04 -	80,500	1,20 1,20 2,00	910 NIT S IF 931 P 777 NIT S		8935490000 2500 5000 7500 1000	1 STD 0,25 0,50 0,75 1,00
Motor B 258 I	24980	6	125 kW 170 PS	900	93-98	81,600	1,50 1,50 3,00	910 IF CR S 931 FE 777 CR S		8935410000 5000	1 STD 0,50
Dieselmotor Z 19 DTH Z 19 DTJ	1910	4	88 - 110 kW 120 - 150 PS	9-3	08 -	82,000	2,00 2,00 2,00	910 CR S 911 FE 947 EX NIT S		8935690000	1 STD
Dieselmotor A20DTH	1956	4	118 kW (160 PS)	9-5 (YS3G) 2.0 TiD	05/10-	83,000	1,50	910 CDS P		8935090000 5000	1 STD 0,50
Dieselmotor A20DTR	1956	4	140 kW (190 PS)	9-5 (YS3G) 2.0 TTiD	05/10-		1,50 2,00	931 ES P 947 EX NIT S			
Motor A20DTR	1956	4	140 kW (190 PS)	9-5 (YS3G) 2.0 TTiD XWD	05/10-		2,00				
Dieselmotor Y 2.2 DTH	2171	4	88 - 92 kW 120 - 125 PS	9-3	00 -	84,000	1,75 1,75 3,00	910 IF CR S 931 P 947 EX NIT		8935550000 5000	1 STD 0,50
Motor A 20 NFT	1998	4	162 kW (220 PS)	9-3 (YS3F) 2.0 t	05/10-	86,000	1,20	910 NIT S		8935180000 5000	1 STD 0,50
Motor A 20 NHT	1998	4	162 kW (220 PS)	9-5 (YS3G) 2.0 Turbo	05/10 - 01/12		1,50 2,00	931 P 777 NIT S			
Motor B 207 R	1998	4	154 kW 210 PS	9-3	02 -	86,000	1,20 1,50 2,50	910 NIT S 931 P 777 NIT S		8935620000 5000	1 STD 0,50
Motor X 30 XE	2962	V6	147 kW (200 PS)	9000 CD, 9-5 3.0 V 6 t SE		86,000	1,50 1,50 3,00	910 IF CR S 931 P 777 CR S		8935350000 5000 1000	1 STD 0,50 1,00
Dieselmotor 6DE1 D308L	2958	6	125 - 130 kW 170 - 177 PS	3.0 TID SAAB 9-5	97 -	87,500	2,50 1,50 3,00	910 CR P 931 P 947 EX NIT S		7981570000	6 STD
Motor B 205 E	1984	4	140 kW (190 PS)	9000	96-	90,000	1,50	910 IF CR S		8939220000	1 STD
Motor B 235 E B 235 R	2290	4	125 - 169 kW (170 - 230 PS)	9000, 9-5 Turbo	96-		1,50 2,50	931 P 777 CR S			
Motor B 20, B 201 B 202	1985	4	128,5 kW (175 PS)	900 Turbo	86-93	90,000	1,75 2,00 4,00	910 IF CR 930 FE 777 CR S		8939020000 5000	1 STD 0,50
Motor B 204 B 206	1985	4	94 kW (128 PS)	9000	94 -	90,000	1,75	910 IF CR		8939200000	1 STD
Motor B 234 B 234 I B 234 L	2290	4	107 - 143 kW 146 - 194 PS	900, 9000 Turbo	89 - 98		2,00 3,00	930 FE 777 CR S			

	ccm											
Dieselmotor 953		3				95,000	2,50	910 IF CR		8945060000	1	STD
Dieselmotor 953		2		Traktor Delfino, Minitauro			2,50 2,50 5,50	911 IF P 911 IF P 947 EX CR P				
Dieselmotor 952		2		Traktor, Sametto, Atlanta 45, Centauro		95,000	2,50	910 IF CR		8945130000	1	STD
Dieselmotor 954		4					2,50 2,50 5,50	911 IF P 911 IF P 947 EX CR P 947 P				
Dieselmotor 982		2				98,000	2,50	910 IF CR		8945040000	1	STD
Dieselmotor 983		3					2,50	911 IW FE		5000		0,50
Dieselmotor 984	3619	4		Traktor Sirenetta, Delfino 35, Aurora 45, Corsaro 70, Drago, Falcon, Vigneron, Panther, Panther 90, Tiger six 105, Corsaro 70 SY, Same 047, Condor 55 SY			2,50 2,50 5,00	930 FE 947 EX CR				
Dieselmotor 985	4524	5										
Dieselmotor 986 L		6										
Dieselmotor		2		Italia 35		100,000	2,50	910 CR		8945080000	1	STD
Dieselmotor		4		Italia 70			2,50 2,50 5,00 5,00	911 FE 930 P 947 EX CR P 946 P				
Dieselmotor		3				100,000	2,50	910 CR		8945100000	1	STD
Dieselmotor		4					2,50	911 FE				
Dieselmotor		5					2,50	930 P				
Dieselmotor		6					5,00	947 EX CR				
Dieselmotor		2		Traktor, Panther, Tiger six, Corsaro, Condor								
Dieselmotor 916 A		3				103,000	3,00	910 CR		8945110000	1	STD
Dieselmotor 916 A		4					3,00	911 FE				
Dieselmotor X1M		3					4,00	947 EX CR				
Dieselmotor X1M		4										
Dieselmotor 105.3	3166	3		Taurus, Jaguar, Buffalo, Leopard		105,000	2,50	910 CR IF P		8945010000	1	STD
Dieselmotor 105.4	4156	4					2,50	911 FE				
Dieselmotor 105.6	6234	6					2,50 5,00 5,00	930 FE 947 EX CR P 946 P				
Dieselmotor 105.4 PT	4156	4		Leopard, Buffalo		105,000	2,50	910 CR IF P		8945020000	1	STD
Dieselmotor 105.6 PT	6234	6					2,50 5,00	930 FE 947 EX CR P		5000 1000		0,50 1,00
Dieselmotor 1053 P	3116	3	43-46 kW (58-63 PS)	Taurus 60 E/C, Vigneron 60, Minotaurus 60/F	79-	105,000	2,50	910 CR IF P		8945050000	1	STD
Dieselmotor 1054 P	4156	4	55-62 kW (75-84 PS)	Centurion, 75 S/E, Mercury 85 S/E, Leopard C, Saturno Jaguar 100 E	79-		2,50 2,50 5,00	911 P 930 FE 947 EX CR P		5000		0,50
Dieselmotor 1055 P	5195	5	69-74 kW (94-100 PS)		79-							
Dieselmotor 1056 P	6234	6	85-107 kW (115-145 PS)	Drago 120, Trident 130 E, Laser 130, Buffalo 130	79-							
Dieselmotor 1000.3 AT		3		Traktor, Gamma-Media		105,000	3,00	910 CR IW		8945030000	1	STD
Dieselmotor 1000.4 AT		4					2,50	911 FE		5000		0,50
Dieselmotor 1000.6 AT		6					4,00	947 EX CR				
Dieselmotor 1000.3 WT/AT/W/A		3				105,000	3,00	910 CR IW		8945120000	1	STD
Dieselmotor 1000.4 WT/AT/W/A		4					2,50	910 CR IF P				
Dieselmotor 1000.6 WT/AT/A		6					4,00	947 EX CR				
Dieselmotor H 496, H 5116		4				110,000	3,00	910 CR		8945070000	1	STD
Dieselmotor H 6136		6					3,00 6,00	911 FE 947 EX CR				



SAME

Globally reliable

	ccm											
Dieselmotor		1		Traktor, DA 12, 18		110,000	3,00	910 CR		8945090000	1	STD
Dieselmotor		2		Traktor, DA 25, 30			3,00	911 FE				
Dieselmotor		3		Traktor, DA 38, 47			3,00	930 FE				
Dieselmotor		4		Traktor, DA 55, 67			6,00	946 P				
							6,00	946 P				
























siehe / see / voir RVI



SCANIA

Globally reliable

	ccm											
Dieselmotor D 8	7800	6		L 80, LB 80, L 81, LB 81, G 82, P 82, T 82, L 85, LB 85, L 86, LB 86		115,000	2,38 2,38 2,38 4,74	910 CR 911 FE 911 FE 947 EX CR		8939090000	1	STD
Dieselmotor DS 8	7800	6										
Dieselmotor DSJ 8	7786	6	120/153 kW (163/208 PS)									
Dieselmotor D 8 05/06, DS 8 01	7800	6	140/155/ 170 kW (190/211/ 231 PS)	L/LB 80 S, L/LB 81 S, G 82 M, P 82 H/HB/M/MA, T 82 H/M, L/LB 85 S, L/LB 86 S	74-87	115,000	2,38 2,38 4,74	910 CR 911 FE 947 EX CR		8939120000	1	STD
Dieselmotor DN 8 01	7800	6	120 kW (163 PS)	L 80, LB 80, L 81, LB 81, G 82 M/MD, P 82 H, M, T 82 H/M, L/LB 85, L/LB/LS/B/ BF/BR 86	01/77-78							
Dieselmotor DN 9 01	8724	6	150-162 kW (204-220 PS)	Baureihe 92	85-							
Dieselmotor DN 9 01	8724	6	150-162 kW (204-220 PS)	Baureihe 92	85-92							
Dieselmotor DSJ 8 01	7800	6	170 kW (231 PS)	82	82-87							
Dieselmotor D 5	4720	4	59 kW (80 PS)			115,000	3,00 3,00	910 CR 911 IF FE		8939030000	1	STD
Dieselmotor D 7	7170	6	88,5 kW (120 PS)	L 5546, L 5550 L	60-63		3,00 6,00	911 IF FE 947 P				
Dieselmotor D 7	7170	6	88,5 kW (120 PS)	L/LS 55, 42 L	59-62		6,00	947 P				
Dieselmotor DS 8	7800	6	140-153 kW (190-208 PS)	L/LB 80, L/LB 81, L/LB 85, L/LB 86	68-74	115,000	3,00 3,00 3,00 6,00	910 CR 911 IF FE 911 IF FE 947 EX CR		8939060000	1	STD
Dieselmotor DS 9 05, 9 06, 9 08	8471	6	155-185 kW	82, 92, 93		115,000	3,16 2,38	914 CR 911 FE		8939260000	1	STD
Dieselmotor DSC 902 - 9 44	8724		180-207 kW				3,50	947 EX CR				
Dieselmotor DS 9 01	8724	6	180/185 kW (245/252 PS)	82, 92	85-06/87	115,000	3,16 2,38	914 IW CR 911 FE		8939130000	1	STD
Dieselmotor DS 9.05/06/08	8471	6	155/167/ 185 kW (211/227/ 252 PS)	Baureihe 93	06/87-		4,74	947 EX CR				
Dieselmotor DS 9.05/06/08	8471	6	155/167/ 185 kW (211/227/ 252 PS)	DSC 9.02/07/08/09, DSC 9.40/41/42/44, Baureihe 93	06/87-92							
Dieselmotor DSC 9.01/02	8724	6	202/207 kW (275/282 PS)	D/P/R/T 92	85-							
Dieselmotor D 11	11000	6		L 110, LS 110, LB 110, L 140, LB 140, LBS 140		127,000	2,38 2,38 2,38 4,74	910 CR 911 IW FE 911 IW FE 947 EX CR		8939040000	1	STD
Dieselmotor D 14	14200	V8										
Dieselmotor DS 11	11000	6										
Dieselmotor DS 14	14200	V8	148,5- 275 kW (202-375 PS)									
Dieselmotor D 11, DN 11.01	11000	6	149/153 kW (203/208 PS)	L/LB 110	08/73-75	127,000	2,38 2,38	910 CR 911 IW FE		8939070000	1	STD
Dieselmotor D 11, DN 11.01	11000	6	149/153 kW (203/208 PS)	L/LB/LS/LBS 111, SBA 111, T 112 E/H	75-81		4,74	947 EX CR				
Dieselmotor DS 11.01	11000	6	202,5 kW (275 PS)	L/LS/LB/LBS 110 S, L/LB/LS/LT/	08/73-75							
Dieselmotor DS 11.01/02/ 14/15/18, L05	11000	6	206/218/ 224/245 kW (280/296/ 305/333 PS)	LB S/LBT 111 S, LT/ LBT 111 BB, LBT 111 FB, SBAT 111, T 112 H/E, G 112 M, K 112, R 112/M/ MA/H/E, B 116, P 112 M/MA/H/E	75-88							
Dieselmotor D 11	11000	6	143/ 148,5 kW (195/202 PS)	L/B/CF/CR 76	62-	127,000	2,38 2,38	910 CR 911 IW FE		8939080000	1	STD
Dieselmotor DS 11	11000	6	165/ 202,5 kW (225/275 PS)	L 76	62-65		2,38 6,33	911 IW FE 947 EX CR				
Dieselmotor DS 11	11000	6	202,5 kW (275 PS)	L 76	66-							
Dieselmotor DS 11	11000	6	202,5 kW (275 PS)	L/LB/LBS/LBT/LS/LT 110 S	66-08/73							
Dieselmotor DS 11	11000	6	202,5 kW (275 PS)	L/LS/LB/, LBS 110	67-08/73							















	ccm											
Dieselmotor DS 14	14200	V8	257,5 kW (350 PS)	L/LB/LS/LBS/LBT 140, LT 145	69-76	127,000	3,16 2,38 4,74	914 IW CR 911 IW FE 947 EX CR		8939140000	1	STD
Dieselmotor DS 14.01/02, DSI 14, DSC 14	14200	V8	309/316 kW (420/430 PS)	L/LB/LS/LBS/LBT 141 S, T 112 E, R 142 E/H/M/MA, R/T 142 H, 146 141, 142, 146	83-							
Dieselmotor DS 14.06	14200	V8	276/285/ 291 kW (375/388/ 396 PS)		77-							
Dieselmotor DS 11	11000	6		Case-Traktoren (USA), Land-, Baumaschine	78-88	127,000	3,16 2,38 4,74	914 IW CR 911 IW FE 947 EX CR		8939160000	1	STD
Dieselmotor DS 11	11000	6		Case-Traktoren (USA), Land-, Baumaschine	88-							
Dieselmotor D 10	10260	6		LA 75, LS 75, LT 75		127,000	3,16 3,16 6,33 6,33	910 CR 911 FE 911 FE 947 EX CR 946 FE		8939110000	1	STD
Dieselmotor DS 10	10260	6										
Dieselmotor DC 12.06, DC 12.14, DC 12.15, DC 12.22, DT 12.11, DT 12.12	11716	6	309 kW (420 PS)	Serie P, G, R, T - P 420, R 420, G 420	03/04-	127,000	3,50 2,38 3,50	914 IW CKS 911 IW CR 947 EX CR		8939100000	1	STD
Dieselmotor DC 9.11, DC 9.18	8867	5	228 kW (310 PS)	Serie P, G, R, T - P 310, G 310, R 310	04/04-							
Dieselmotor DT 12.03, DT 12.06	11716	6	345 kW (470 PS)	Serie P, G, R, T - R 470, P 470	03/04-							
Dieselmotor DT 12.17	11716	6	353 kW (480 PS)	Serie P, G, R, T - R 480, G 480, P 480	04/04-							
















































SCANIA

Globally reliable

	ccm											
Dieselmotor DC16.01	15600	8	426 kW (580 PS)	Serie 4 164 C/580 Serie 4 164 G/580 Serie 4 164 L/580	05/00-	127,000	3,50 2,38 3,50	914 IW CKS 911 IW P 947 EX CR		8939270000	1	STD
Dieselmotor DC16.02	15600	8	353 kW (480 PS)	Serie 4 164 C/480 Serie 4 164 G/480 Serie 4 164 L/480	05/00-							
Dieselmotor DC9.20	8867	5	198 kW (269 PS)	Serie 4 94 D/270								
Dieselmotor DS11.75	11020	6	228 kW (310 PS)	Serie 3 113 H/310	01/90-12/91							
Dieselmotor DS11.78	11020	6	200 kW (272 PS)									
Dieselmotor DSC 11.36	11020	6	265 kW (360 PS)	Serie 3 113 E/360 Serie 3 113 H/360 Serie 3 113 M/360 Serie 3 T 113 E/360 Serie 3 T 113 H/360	01/90-12/96							
Dieselmotor DSC11.21	11020	6	235 kW (320 PS)	Serie 3 113 E/320 Serie 3 113 H/320 Serie 3 113 M/320 Serie 3 T 113 E/320 Serie 3 T 113 H/320	01/90-12-96							
Dieselmotor DSC11.23	11020	6	266 kW (362 PS)	Serie 3 113 E/360 Serie 3 113 H/360 Serie 3 113 M/360 Serie 3 T 113 E/360 Serie 3 T 113 H/360	01/90-12/96							
Dieselmotor DSC11.24	11020	6	191 kW (260 PS)	Bus Serie 3 L 113 CLB	11/93-12/96							
Dieselmotor DSC11.27	11020	6	180 kW (245 PS)									
Dieselmotor DSC11.35	11020	6	235 kW (320 PS)									
Dieselmotor DSC11.36	11020	6	235 kW (320 PS)									
Dieselmotor DSC11.70, DSC11.22	11020	6	280 kW (381 PS)	Serie 3 113 E/380 Serie 3 113 H/380 Serie 3 113 M/380	01/91-12/96							
Dieselmotor DSC11.71	11020	6	235 kW (320 PS)									
Dieselmotor DSC11.81	11020	6	305 kW (415 PS)	Bus Serie 3 K 113 CLB	01/91-12/97							
Dieselmotor DSC12.02	11700	6	265 kW (360 PS)	Serie 4 124 C/360 Serie 4 124 G/360 Serie 4 124 L/360 Serie 4 T 124 C/360 Serie 4 T 124 G/360 Serie 4 T 124 L/360	05/95-							
Dieselmotor DSC14.13	14200	8	390 kW (530 PS)	Serie 4 144 C/530 Serie 4 144 G/530 Serie 4 144 L/530 Serie 4 T 144 C/530 Serie 4 T 144 G/530 Serie 4 T 144 L/530	09/95-							
Dieselmotor DSC14.15	14200	8	338 kW (460 PS)	Serie 4 144 C/460 Serie 4 144 G/460 Serie 4 144 L/460 Serie 4 T 144 C/460 Serie 4 T 144 G/460 Serie 4 T 144 L/460	09/95-							
Dieselmotor DSC 11 Euro 2	11015	6	280 kW (381 PS)	R 113 H	95-	127,000	3,50 2,38 3,50	914 IW CR 911 IW FE 947 EX CR		8939230000	1	STD
Dieselmotor DSC 11/27	11022	6	200 kW (272 PS)	113 Bus	91-							
Dieselmotor DSC 12 01/ 02 Euro 2/Euro 3	11700	6	265-325 kW (360-442 PS)	R 124 LA 400	96-							
Dieselmotor DSC 14	14181	V8			10/95-08/98							

	ccm											
Dieselmotor DS 11	11015	6		Industriemotor	89-	127.000	3,50	914 IW CR		8939250000	1	STD
Dieselmotor DS 11.34/73, DSC 11.12/13/16/17/18	11015	6	230/265 kW (313/360 PS)	Baureihe 113	87-		2,38 4,74	911 IW FE 947 EX CR				
Dieselmotor DS 14 Case	14180	V8	300 kW (408 PS)		-88							
Dieselmotor DS 14 Case DS 14.46/48/ 49/50	14180	V8	300 kW (408 PS)		88-							
Dieselmotor DSC 11	11015	6	220 kW (300 PS)	Industriemotor	89-							
Dieselmotor DSC 11.01	11018	6	252 kW (343 PS)	112	86-							
Dieselmotor DSC 11.08/10/ 30/70 Euro 2	11000	6	280 kW (381 PS)	R 113 MA 380 A								
Dieselmotor DSC 11.21/23/ 35/36, DS 11.75	11022	6	235/266 kW (320/362 PS)	P/R/T 113	91-							
Dieselmotor DSC 11.22/70, DTC 11.01/02 Euro 1	11015	6	235-280 kW (320-381 PS)	P/R 113	90-							
Dieselmotor DSC 14 J	14180	V8	340 kW (462 PS)	Industriemotor	-88							
Dieselmotor DSC 14 J, DSC 14.45/46, DSI 14.47/50/ 60/61/63	14180	V8	340 kW (462 PS)	Industriemotor	88-							
Dieselmotor DSC 14.03/04/ 08/09/10/16	14118	V8	331/345 kW (450/470 PS)	Baureihe 143	88-							
Dieselmotor DSC 14.05/06	14118	V8	290/309 kW (394/420 PS)	R/T 142	86-							
Dieselmotor DSC 14.08/10	14181	V8	309/331 kW (420/450 PS)	R/T 143	93-							
Dieselmotor DSC 14.09 Euro 1	14181	V8	368 kW (500 PS)	R/T 143	93-							
Dieselmotor DSC 14.10	14181	V8	331 kW (450 PS)									
Dieselmotor DC 13.05	12742	6	294 kW (400 PS)	Serie P,G,R,T G 400, R 400, IRIZAR PB 12.35, IRIZAR PB 12.37, IRIZAR PB 12.92, 13.87, 15.37	03/08-	130.000	3,50 3,00 4,00	914 IF CKS S 911 IW U CR 947 EX CKS S		8939280000	1	STD
Dieselmotor DC 13.06	12742	6	265 kW (360 PS)	Serie P,G,R,T G 360, P 360, R 360	03/08-							
Dieselmotor DC 13.07	12742	6	353 kW (480 PS)	Serie P,G,R,T G 480, R 480, P 480, IRIZAR PB 12.35, IRIZAR PB 12.37, IRIZAR PB 12.92, 13.87, 15.37	04/04-							
Dieselmotor DC 13.10	12742	6	324 kW (441 PS)	Serie P,G,R,T G 440, R 440, IRIZAR PB 12.35, IRIZAR PB 12.37, IRIZAR PB 12.92, 13.87, 15.37	03/08-							
Dieselmotor DC 13.109	12742	6	324 kW (441 PS)	Serie P,G,R,T G 440, R 440	03/08-							
Dieselmotor DC 13.110	12742	6	353 kW (480 PS)	Serie P,G,R,T G 480, R 480, P 480	04/04-							

	ccm											
Motor 100 G.000	844	4	25 kW 34 PS	850	64 - 74	65,000	1,75 2,00 3,94	910 IF CR 930 FE 777 CR S		8920050000 4000 6000	1	STD 0,40 0,60
Motor 127 A.000 A 112 A5	903	4	34 kW 46 PS	Panda, 127, 133, 1800, Ibiza, Marbella	80 - 86							
Motor AER, ALL	999	4	37 kW 50 PS	Arosa, Cordoba, Ibiza 1.0	96 -	67,100	1,00 1,20 2,00	910 CR S 931 P 777 CR S		8950790000 5000	1	STD 0,50
Motor A112A	965	4	35 kW 47 PS	Furio	85 -	67,200	1,50 1,75 3,94	910 IF CR S 931 FE 777 CR S		8920570000	1	STD
Motor CBZB	1197	4	77 kW (105 PS)	Toledo IV 1.2 TSI	07/12-	71,000	1,00 1,20 2,00	910 NIT S 911 P 777 NIT S		8950110000 5000	1	STD 0,50
Motor CBZB till 14.05.2012	1197	4	77 kW (105 PS)	Altea 1.2 TSI	04/10-							
Motor CBZB till 14.05.2012	1197	4	77 kW (105 PS)	Leon 1.2 TSI	02/10-							
Motor CBZB till 25.06.12	1197	4	77 kW (105 PS)	Ibiza V 1.2 TSI	09/10-							
Motor CBZA	1197	4	63 kW (86 PS)	Toledo IV 1.2 TSI	07/12-	71,000	1,20 1,20 2,00	910 NIT S 911 CR P 777 NIT S		8950120000 5000	1	STD 0,50
Motor CBZB	1197	4	77 kW (105 PS)	Toledo IV 1.2 TSI	07/12-							
Motor CBZB from 14.05.2012	1197	4	77 kW (105 PS)	Altea 1.2 TSI	04/10-							
Motor CBZB from 14.05.2012	1197	4	77 kW (105 PS)	Leon 1.2 TSI	02/10-							
Motor CBZB from 25.06.12	1197	4	77 kW (105 PS)	Ibiza V 1.2 TSI	09/10-							
Motor CJZB	1197	4	63 kW (86 PS)	LEON (5F1) 1.2 TSI	12/12-	71,000	1,20 1,20 2,00	910 NIT S 931 P 947 EX NIT S		8950970000 2500 5000	1	STD 0,25 0,50
Motor CJZB	1197	4	63 kW (86 PS)	LEON SC (5F5) 1.2 TSI	01/13-							
Motor CJZB	1197	4	63 kW (86 PS)	LEON ST (5F8) 1.2 TSI	11/13-							
Motor CYVB	1197	4	81 kW (110 PS)	LEON (5F1) 1.2 TSI LEON SC (5F5) 1.2 TSI LEON ST (5F8) 1.2 TSI	04/14-							
Motor CMBA, CXSA	1395	4	90 kW (122 PS)	LEON 1.4 TSI	11/12-	74,500	1,20 1,20 2,00	910 NIT S PVD 931 P 947 EX NIT S		8950610000 5000	1	STD 0,50
Motor CPTA	1395	4	103 kW (140 PS)	IBIZA V 1.4 TSI	10/13-							
Motor CZCA	1395	4	92 kW (125 PS)	LEON 1.4 TSI	05/14-							
Motor CPWA from 20.10.2014	1395	4	81 kW (110 PS)	LEON 1.4 TGI	02/13-	74,500	1,20 1,20 2,00	910 NIT S PVD 911 CR P 777 NIT S		8950630000 5000	1	STD 0,50
Motor CZCA	1395	4	92 kW (125 PS)	TOLEDO IV 1.4 TSI	05/15-							
Motor CZDA	1395	4	110 kW (150 PS)	ALHAMBRA 1.4 TSI	05/15-							
Motor CZEA	1395	4	110 kW (150 PS)	IBIZA V 1.4 TSI	11/15-							
Motor AAU, AEV	1043	4	33 kW 44 PS	Ibiza 1.0	93 - 96	75,000	1,50 1,50 2,50	910 IF CR S 911 FE 777 CR S		8950010000 5000 1000	1	STD 0,50 1,00
Motor ABD	1391	4	40 - 44 kW 55 - 60 PS	Cordoba, Ibiza 1.4	93 - 99							
Motor 021 C 1000	1193	4	51 kW (70 PS)	Ibiza, Malaga	90-93	75,000	1,50 1,75 4,00	910 IF CR S 911 FE 777 CR S		8946010000 5000	1	STD 0,50
Motor 021.A.1000	1193	4	46,5 kW (63 PS)	Ibiza, Ronda, Malaga, Cordoba 1.2	84-92							
Motor AAV, 2G	1272	4	40 kW (54 PS)	Ibiza 1.3 i	93 -99	75,000	1,75 2,00 3,00	910 IF CR S 931 FE 777 CR S		8950350000 5000 1000	1	STD 0,50 1,00
Dieselmotor 1 W	1398	4	35 kW (48 PS)	Terra 1.4 D	90-95	75,000	1,75 2,00 3,00	910 IF CR S 911 FE 946 EX		8950440000 5000 1000	1	STD 0,50 1,00
Dieselmotor MN	1272	4	33 kW 44 PS	Terra 1.3 D	90 - 94							
Motor CAXA	1390	4	90 kW (122 PS)	TOLEDO IV 1.4 TSI	07/12-	76,500	1,20 1,20 2,00	910 IF NIT S 911 P 777 NIT S		8950700000	1	STD
Motor CAXC	1390	4	92 kW (125 PS)	ALTEA XL 1.4 TSI	11/07-							
Motor CAXC	1390	4	92 kW (125 PS)	LEON 1.4 TSI	11/07 - 12/12							















	ccm												
Motor CAVA, CNWB, CTHA	1390	4	110 kW (150 PS)	ALHAMBRA (710) 1.4 TSI	06/10-	76,500	1,20 1,50 2,00	910 IF NIT S 911 P 777 NIT S		8950030000 5000	1	STD 0,50	
Motor CAVE, CTHE, CTJC	1390	4	132 kW (180 PS)	IBIZA V SPORTCOUPE (6J1) 1.4 TSI Cupra	06/09-								
Motor CAVF, CTHF, CNUB, CTJB	1390	4	110 kW (150 PS)	IBIZA V SPORTCOUPE (6J1) 1.4 TSI IBIZA V (6J5) 1.4 TSI IBIZA V ST (6J8) 1.4 TSI	06/09-								
Motor AEE	1598	4	55 kW 75 PS	Cordoba, Ibiza, Inca 1.6 i	93 - 99	76,500	1,20 1,50 2,50	910 IF NIT S 931 P 777 CR S		8950770000 5000	1	STD 0,50	
Motor AEX, AFH, AFK, AKK, AKV, AHW, ANM, ANW, APE, AQQ, AUA, AUB, AUD, AXP, BBY, BBZ, BCA	1390	4	44 - 74 kW 60 - 100 PS	Arosa, Cordoba, Ibiza, Inca, Leon, Toledo 1.4 16V 1.4 i	95 -								
Motor ABU	1598	4	55 kW 75 PS	Cordoba, Ibiza 1.6 i	93 - 99	76,500	1,50 1,50 2,50	910 IF CR S 931 FE 777 CR S		8950040000 5000	1	STD 0,50	
Dieselmotor CAYA	1598	4	55 kW (75 PS)	IBIZA V SPORTCOUPE (6J1) 1.6 TDI	05/10-06/10	79,500	1,75 2,00 3,00	910 CKS 911 IF U P 947 EX CR P		8950200000 5000	1	STD 0,50	
Dieselmotor CAYB	1598	4	66 kW (90 PS)	ALTEA (5P1) 1.6 TDI	11/10-								
Dieselmotor CAYB	1598	4	66 kW (90 PS)	IBIZA V (6J5) 1.6 TDI	05/09-								
Dieselmotor CAYB	1598	4	66 kW (90 PS)	LEON (1P1) 1.6 TDI	11/10-								
Dieselmotor CAYC	1598	4	77 kW (105 PS)	ALTEA (5P1) 1.6 TDI	10/09-								
Dieselmotor CAYC	1598	4	77 kW (105 PS)	IBIZA V (6J5) 1.6 TDI	05/09-								
Dieselmotor CAYC	1598	4	77 kW (105 PS)	LEON (1P1) 1.6 TDI	02/10-								
Dieselmotor CAYC	1598	4	77 kW (105 PS)	TOLEDO IV (KG3) 1.6 TDI	07/12-								
Dieselmotor CLNA	1598	4	77 kW (105 PS)	IBIZA V (6J5) 1.6 TDI	05/09-								
Dieselmotor CLNA	1598	4	77 kW (105 PS)	TOLEDO IV (KG3) 1.6 TDI	07/12-								
Dieselmotor CLHA	1598	4	77 kW (105 PS)	LEON (5F1) 1.6 TDI	11/12-	79,500	1,75 2,00 2,00	910 CKS 911 IF U P 947 EX NIT S		8950220000 5000	1	STD 0,50	
Dieselmotor CLHB	1598	4	66 kW (90 PS)	LEON (5F1) 1.6 TDI	11/12-								
Dieselmotor CLHB	1598	4	66 kW (90 PS)	LEON SC (5F5) 1.6 TDI	02/13-								
Dieselmotor CLHB	1598	4	66 kW (90 PS)	LEON ST (5F8) 1.6 TDI	11/13-								
Dieselmotor CRKB	1598	4	81 kW (110 PS)	LEON (5F1) 1.6 TDI	09/13-								
Dieselmotor CRKB	1598	4	81 kW (110 PS)	LEON SC (5F5) 1.6 TDI	09/13-								
Dieselmotor AAZ, AEF, 1 Y	1896	4	47 - 55 kW (64 - 75 PS)	Cordoba, Inca, Ibiza, Toledo 1.9 D, 1.9 TD, SDi	91- 99	79,500	1,75 2,00 3,00	910 CR S 911 IF U 947 EX CR		8950480000 5000 1000	1	STD 0,50 1,00	
Dieselmotor AMF	1422	3	55 kW 75 PS	Arosa, Ibiza, Cordoba, 1.4 TDI	00 -								
Dieselmotor AMF, 1 Z, AEY, AFN, AGP, AGR, AHF, AHU, ALH, AQM, ARL, ASK, ASV, ATD, AUY, AYQ	1896	4	47 - 81 kW (64 - 110 PS)	Alhambra, Cordoba, Inca, Ibiza, Leon, Toledo, 1.9 TDI	96-								
Motor 132A/B A9.000-828	1592	4	43 kW 58 PS	131, Ronda 1.6	82 -	80,000	1,50 2,00 3,94	910 IF CR S 931 FE 948 EX		8920220000 4000 6000 8000	1	STD 0,40 0,60 0,80	
Motor BGU, BSE, BSF, BFQ	1595	4	75 kW 102 PS	Altea, Leon, Toledo 1.6	04 -	81,000	1,00 1,20 2,00	910 NIT S 931 P 777 NIT S		8950850000 5000 1000	1	STD 0,50 1,00	
Motor AEH, AFT, AKL, AKS, APF, AUR	1595	4	74 kW 100 PS	Cordoba, Ibiza, Leon, Toledo 1.6	96 -	81,000	1,20 1,50 2,00	910 IF NIT S 931 P 777 NIT S		8950750000 5000	1	STD 0,50	
Motor 1 F	1595	4	53 - 55 kW 72 - 75 PS	Cordoba, Inca, Ibiza, Toledo 1.6 i	91 - 99	81,000	1,50 1,75 3,00	910 IF CR S 931 FE 947 EX CR		8950360000 5000 1000	1	STD 0,50 1,00	
Motor ABS, ADZ, KR, PL	1781	4	66 - 98 kW 89 - 133 PS	Cordoba, Ibiza, Toledo 1.8 i 16 V	91 - 99								
Motor AGZ, AQN	2324	5	110 - 125 kW 150 - 170 PS	Toledo 2.3 V5	01 -								
Motor AUE, AYL	2792	6	150 kW 204 PS	Alhambra, Leon 2.8 V6	00 -								



SEAT

Globally reliable















	ccm										
Motor 1 F	1595	4	43 - 55 kW 72 - 75 PS	Cordoba, Ibiza, Inca, Toledo 1.6 i	91 - 99	81,000	1,50 1,75 3,00	910 IF CR S 931 FE 777 CR S	 8950370000 2500 5000 1000	1	STD 0,25 0,50 1,00
Motor ABS, ADZ, KR, PL	1781	4	66 - 98 kW 89 - 133 PS	Cordoba, Ibiza, Toledo 1.8 16 V	91 - 99						
Motor AGZ, AQN	2324	5	110 - 125 kW 150 - 170 PS	Toledo 2.3 V5	01 -						
Motor AUE, AYL	2792	6	150 kW 204 PS	Leon, Alhambra 2.8 V6	00 -						
Motor AGN, AJH, AJQ, APP, ARY, AQX, AUQ, AWC, AYP, AMK, BAM BJX,	1781	4	92 - 132 kW 125 - 180 PS	Leon, Toledo 1.8 20V + Turbo	99 -	81,000	1,50 1,75 2,00	910 IF CR S 931 FE 777 NIT S	 8950740000 5000	1	STD 0,50
Dieselmotor AZV	1968	4	100 kW (136 PS)	ALTEA (5P1) 2.0 TDI	03/04-05/09	81,000	1,75 2,00 3,00	910 CKS 911 IF U P 947 EX CR	 8950130000 5000	1	STD 0,50
Dieselmotor AZV	1968	4	100 kW (136 PS)	ALTEA XL (5P5, 5P8) 2.0 TDI	11/06-03/09						
Dieselmotor AZV	1968	4	100 kW (136 PS)	LEON (1P1) 2.0 TDI	07/05-05/10						
Dieselmotor AZV	1968	4	100 kW (136 PS)	TOLEDO III (5P2) 2.0 TDI	09/04-05/09						
Dieselmotor BKD	1968	4	103 kW (140 PS)	ALTEA (5P1) 2.0 TDI 16V	03/04-						
Dieselmotor BKD	1968	4	103 kW (140 PS)	ALTEA XL (5P5, 5P8) 2.0 TDI 16V	10/06-						
Dieselmotor BKD	1968	4	103 kW (140 PS)	LEON (1P1) 2.0 TDI 16V	07/05-						
Dieselmotor BKD	1968	4	103 kW (140 PS)	TOLEDO III (5P2) 2.0 TDI 16V	04/04-05/09						
Dieselmotor BMN	1968	4	125 kW (170 PS)	ALTEA (5P1) 2.0 TDI	03/06-						
Dieselmotor BMN	1968	4	125 kW (140 PS)	ALTEA XL (5P5, 5P8) 2.0 TDI	06/07-						
Dieselmotor BMN	1968	4	125 kW (170 PS)	LEON (1P1) 2.0 TDI	05/06-						
Dieselmotor BMN	1968	4	125 kW (170 PS)	TOLEDO III (5P2) 2.0 TDI	01/06-05/09						

	ccm											
Dieselmotor BMM	1968	4	103 kW (140 PS)	ALTEA (5P1) 2.0 TDI	11/05-	81,000	1,75	910 CDS		8950190000	1	STD
Dieselmotor BMM	1968	4	103 kW (140 PS)	ALTEA XL (5P5, 5P8) 2.0 TDI	10/06-		2,00	911 IF U CR		5000		0,50
Dieselmotor BMM	1968	4	103 kW (140 PS)	ALTEA XL (5P5, 5P8) 2.0 TDI 4x4	06/07-		3,00	947 EX NIT S				
Dieselmotor BMM	1968	4	103 kW (140 PS)	LEON (1P1) 2.0 TDI	10/05-							
Dieselmotor BMM	1968	4	103 kW (140 PS)	TOLEDO III (5P2) 2.0 TDI	11/05-05/09							
Dieselmotor CAGA	1968	4	105 kW (143 PS)	EXEO (3R2) 2.0 TDI	12/08-							
Dieselmotor CAGA	1968	4	105 kW (143 PS)	EXEO ST (3R5) 2.0 TDI	05/09-							
Dieselmotor CAGC	1968	4	88 kW (120 PS)	EXEO (3R2) 2.0 TDI	12/08-							
Dieselmotor CAGC	1968	4	88 kW (120 PS)	EXEO ST (3R5) 2.0 TDI	07/09-							
Dieselmotor CAHA	1968	4	125 kW (170 PS)	EXEO (3R2) 2.0 TDI	02/09-							
Dieselmotor CAHA	1968	4	125 kW (170 PS)	EXEO ST (3R5) 2.0 TDI	05/09-							
Dieselmotor CEGA	1968	4	125 kW (170 PS)	ALTEA (5P1) 2.0 TDI	03/06-							
Dieselmotor CEGA	1968	4	125 kW (170 PS)	ALTEA XL (5P5, 5P8) 2.0 TDI	06/07-							
Dieselmotor CEGA	1968	4	125 kW (170 PS)	ALTEA XL (5P5, 5P8) 2.0 TDI 4x4	06/07-							
Dieselmotor CEGA	1968	4	125 kW (170 PS)	LEON (1P1) 2.0 TDI	05/06-							
Dieselmotor CFFA	1968	4	100 kW (136 PS)	ALHAMBRA (710) 2.0 TDI	05/11-							
Dieselmotor CFFB	1968	4	103 kW (140 PS)	ALHAMBRA (710) 2.0 TDI	06/10-							
Dieselmotor CFFB	1968	4	103 kW (140 PS)	ALHAMBRA (710) 2.0 TDI Allrad	05/11-							
Dieselmotor CFFE	1968	4	85 kW (115 PS)	ALHAMBRA (710) 2.0 TDI	05/11-							
Dieselmotor CFGB	1968	4	125 kW (170 PS)	ALHAMBRA (710) 2.0 TDI	06/10-							
Dieselmotor CFGC	1968	4	130 kW (177 PS)	ALHAMBRA (710) 2.0 TDI	11/12-							
Dieselmotor CFHC	1968	4	103 kW (140 PS)	ALTEA (5P1) 2.0 TDI 16V	03/04-							
Dieselmotor CFHC	1968	4	103 kW (140 PS)	ALTEA XL (5P5, 5P8) 2.0 TDI 16V	10/06-							
Dieselmotor CFHC	1968	4	103 kW (140 PS)	ALTEA XL (5P5, 5P8) 2.0 TDI 16V 4x4	10/10-							
Dieselmotor CFHC	1968	4	103 kW (140 PS)	LEON (1P1) 2.0 TDI 16V	07/05-							
Dieselmotor CFHD	1968	4	105 kW (143 PS)	IBIZA V (6J5) 2.0 TDI	01/10-							
Dieselmotor CFHD	1968	4	105 kW (143 PS)	IBIZA V SPORTCOUPE (6J1) 2.0 TDI	01/10-							
Dieselmotor CFJA	1968	4	125 kW (170 PS)	ALTEA XL (5P5, 5P8) 2.0 TDI 4x4	06/07-							
Dieselmotor CFJA	1968	4	125 kW (170 PS)	LEON (1P1) 2.0 TDI	05/06-							
Dieselmotor CGLB	1968	4	125 kW (170 PS)	EXEO (3R2) 2.0 TDI	02/09-							
Dieselmotor CGLB	1968	4	125 kW (170 PS)	EXEO ST (3R5) 2.0 TDI	05/09-							
Dieselmotor CJCA	1968	4	105 kW (143 PS)	EXEO (3R2) 2.0 TDI	12/08-							
Dieselmotor CJCA	1968	4	105 kW (143 PS)	EXEO ST (3R5) 2.0 TDI	05/09-							
Dieselmotor CJCC	1968	4	88 kW (120 PS)	EXEO (3R2) 2.0 TDI	12/08-							
Dieselmotor CJCC	1968	4	88 kW (120 PS)	EXEO ST (3R5) 2.0 TDI	07/09-							
Dieselmotor CLCB	1968	4	103 kW (140 PS)	LEON (1P1) 2.0 TDI 16V	07/05-							

**SEAT**

Globally reliable

	ccm											
Dieselmotor CKFB	1968	4	105 kW (143 PS)	OCTAVIA (5E3) 2.0 TDI	11/12-	81,000	1,75 2,00 2,00	910 CDS 911 IF U CR 947 EX NIT S		8950210000 5000	1	STD 0,50
Dieselmotor CKFB	1968	4	105 kW (143 PS)	OCTAVIA Combi (5E5) 2.0 TDI	11/12-							
Dieselmotor CKFC	1968	4	110 kW (150 PS)	LEON (5F1) 2.0 TDI	10/12-							
Dieselmotor CKFC	1968	4	110 kW (150 PS)	LEON SC (5F5) 2.0 TDI	02/13-							
Dieselmotor CKFC	1968	4	110 kW (150 PS)	LEON ST (5F8) 2.0 TDI	10/13-							
Dieselmotor CRVA	1968	4	81 kW (110 PS)	LEON (5F1) 2.0 TDI	05/13-							
Dieselmotor CRVA	1968	4	81 kW (110 PS)	LEON SC (5F5) 2.0 TDI	02/13-							
Dieselmotor CRVA	1968	4	81 kW (110 PS)	LEON ST (5F8) 2.0 TDI	11/13-							
Dieselmotor CRVC	1968	4	105 kW (143 PS)	LEON (5F1) 2.0 TDI	05/13-							
Dieselmotor CRVC	1968	4	105 kW (143 PS)	LEON SC (5F5) 2.0 TDI	05/13-							
Dieselmotor CRVC	1968	4	105 kW (143 PS)	LEON ST (5F8) 2.0 TDI	10/13-							
Dieselmotor CUNA, CUPA	1968	4	135 kW (184 PS)	LEON (5F1) 2.0 TDI	09/12-							
Dieselmotor CUNA, CUPA	1968	4	135 kW (184 PS)	LEON SC (5F5) 2.0 TDI	03/13-							
Dieselmotor CUNA, CUPA	1968	4	135 kW (184 PS)	LEON ST (5F8) 2.0 TDI	08/13-							
Motor CDA	1798	4	118 kW (160 PS)	ALHAMBRA (710) 1.8 TFSI	11/12-	82,500	1,20 1,20 2,00	910 IF NIT S PVD 931 P 947 EX CKS		8950580000 5000	1	STD 0,50
Motor CDHA from 30.05.2011	1798	4	88 kW (120 PS)	EXEO (3R2) 1.8 TSI	09/10-							
Motor CDHA from 30.05.2011	1798	4	88 kW (120 PS)	EXEO ST (3R5) 1.8 TSI	09/10-							
Motor CDHB from 30.05.2011	1798	4	118 kW (160 PS)	EXEO (3R2) 1.8 TSI	05/10-							
Motor CDHB from 30.05.2011	1798	4	118 kW (160 PS)	EXEO ST (3R5) 1.8 TSI	05/10-							
Motor CDND	1984	4	155 kW (211 PS)	EXEO (3R2) 2.0 TFSI	05/10-							
Motor CDND	1984	4	155 kW (211 PS)	EXEO ST (3R5) 2.0 TFSI	05/10-							
Motor CJSA	1798	4	132 kW (180 PS)	LEON (5F1) 1.8 TFSI	02/13-							
Motor CJSA	1798	4	132 kW (180 PS)	LEON SC (5F5) 1.8 TFSI	02/13-							
Motor CJSA	1798	4	132 kW (180 PS)	LEON ST (5F8) 1.8 TFSI	10/13-							
Motor ATM to engine no. 017994	1984	4	85 kW (115 PS)	ALHAMBRA (7V8, 7V9) 2.0 i	04/96-03/10	82,500	1,20 1,50 2,00	910 IF NIT S 911 IF FE 777 NIT S		8950520000 2500 5000	1	STD 0,25 0,50
Motor AZL to chassis no.6L-3-104-012	1984	4	85 kW (116 PS)	IBIZA IV (6L1) 2.0	04/02-11/09							
Motor BLR, BLY, BVY, BVZ	1984	4	110 kW (150 PS)	TOLEDO III (5P2) 2.0 FSI, ALTEA (5P1) 2.0 FSI, LEON (1P1) 2.0 FSI	05/04-05/10							
Motor BYT, BZB from Chassis No. 5P-7-059-461	1798	4	118 kW (160 PS)	ALTEA XL (5P5, 5P8) 1.8 TFSI	01/07-	82,500	1,20 1,50 2,00	910 IF NIT S PVD 931 P 947 EX NIT S		8950570000 5000	1	STD 0,50
Motor BYT, BZB from Chassis No. 5P-7-059-461	1798	4	118 kW (160 PS)	ALTEA (5P1) 1.8 TFSI	01/07-							
Motor BYT, BZB from Chassis No. 5P-7-059-461	1798	4	118 kW (160 PS)	TOLEDO III (5P2) 1.8 TFSI	01/07-05/09							
Motor BZB	1798	4	118 kW (160 PS)	LEON (1P1) 1.8 TSI	06/07-							
Motor CDLA	1984	4	195 kW (265 PS)	LEON (1P1) 2.0 Cupra R	09/09-							
Motor CDLD	1984	4	177 kW (240 PS)	LEON (1P1) 2.0 TFSI	11/06-							
Motor 021.A.2000	1461	4	63 - 66 kW (85 - 90 PS)	Ibiza, Ronda, Malaga 1.5	84- 93	83,000	1,50 1,75 4,00	910 IF CR S 931 FE 777 CR S		8946020000 5000	1	STD 0,50
Motor	1675	4	79 kW (107 PS)	Ibiza	92-	83,000	1,50 1,75 3,00	910 IF CR S 931 FE 777 CR S		8946030000 5000	1	STD 0,50

	ccm										
Dieselmotor 138 A 5.000, 138 B 6.000	1714	4	40,5 kW (55 PS)	Ronda, Ibiza, Malaga	07/82-	83,000	2,50 2,00 4,00	914 CR 930 FE 947 EX CR		8920550000 4000 6000	1 0,40 0,60
Motor 132 AS 1000	1756	4		124 D		84,000	1,50 2,00 3,94	910 IF CR S 930 FE 777 CR S		8920240000 4000 1000	1 0,40 1,00
Dieselmotor OM 615 - Mercedes	1988	4	40,5 kW 55 PS	132 D, 2000 D	68 - 78	87,000	2,00 2,00 4,00	910 CR S 911 IF FE 947 EX CR		8910090000 5000 1000	1 STD 0,50 1,00


























SIMCA

Globally reliable



siehe / see / voir Talbot


















	ccm											
Motor CBZA	1197	4	63 kW (86 PS)	Fabia 1.2 TSI	03/10-	71,000	1,00 1,20 2,00	910 NIT S 911 P 777 NIT S		8950110000 5000	1	STD 0,50
Motor CBZA	1197	4	63 kW (86 PS)	Roomster 1.2 TSI	03/10-							
Motor CBZB	1197	4	77 kW (105 PS)	Fabia 1.2 TSI	03/10-							
Motor CBZB	1197	4	77 kW (105 PS)	Octavia 1.2 TSI	02/10-							
Motor CBZB	1197	4	77 kW (105 PS)	Rapid 1.2 TSI	07/12-							
Motor CBZB	1197	4	77 kW (105 PS)	Roomster 1.2 TSI	03/10-							
Motor CBZB	1197	4	77 kW (105 PS)	Yeti 1.2 TSI	09/09-							
Motor CJZA	1197	4	77 kW (105 PS)	OCTAVIA (5E3) 1.2 TSI	11/12-	71,000	1,20 1,20 2,00	910 NIT S 931 P 947 EX NIT S		8950970000 2500 5000	1	STD 0,25 0,50
Motor CJZA	1197	4	77 kW (105 PS)	OCTAVIA Combi (5E5) 1.2 TSI	11/12-							
Motor CJZB	1197	4	63 kW (86 PS)	OCTAVIA (5E3) 1.2 TSI	11/12-							
Motor CJZB	1197	4	63 kW (86 PS)	OCTAVIA Combi (5E5) 1.2 TSI	11/12-							
Motor CJZC	1197	4	66 kW (90 PS)	FABIA (NJ3) 1.2 TSI	08/14-							
Motor CJZC	1197	4	66 kW (90 PS)	FABIA Kombi (NJ5) 1.2 TSI	10/14-							
Motor CJZD	1197	4	81 kW (110 PS)	FABIA (NJ3) 1.2 TSI FABIA Kombi (NJ5) 1.2 TSI	08/14-							
Motor 742.12	1174	4	38 kW (52 PS)	S-120 S/L/GL/LS, S-1203		72,000	1,50 1,50 3,00	910 CR S 931 P 777 CR S		8942090000	1	STD
Motor 742.12X	1174	4	43 kW (58 PS)									
Motor 1200 MB	1174	4	38,5 kW (52 PS)	120	67 - 81	72,000	2,00 2,00 4,00	910 IF CR 930 FE 777 CR S		8942060000	1	STD
Motor CPWA	1395	4	81 kW (110 PS)	OCTAVIA 1.4 TSI G-TEC	11/13-	74,500	1,20 1,20 2,00	910 NIT S PVD 911 CR P 777 NIT S		8950630000 5000	1	STD 0,50
Motor CZCA	1395	4	92 kW (125 PS)	RAPID 1.4 TSI	05/15-							
Motor CZCA	1395	4	92 kW (125 KW)	SUPERB 1.4 TSI	03/15-							
Motor CZCA	1395	4	92 kW (125 PS)	YETI 1.4 TSI	05/15-							
Motor CZDA	1395	4	110 kW (150 PS)	OCTAVIA 1.4 TSI	08/14-							
Motor CYVB	1395	4	81 kW (110 PS)	OCTAVIA 1.2 TSI	05/15-	74,500	1,20 1,20 2,00	910 NIT S 911 CR P 777 NIT S		8950640000 5000	1	STD 0,50
Motor CZDA	1395	4	110 kW (150 PS)	YETI 1.4 TSI 4x4	05/15-							
Motor 781.135 E, 135M	1280	4	40 - 50 kW (54 - 68 PS)	Rapid 136, Favont 1.3	88- 95	75,500	1,50 1,50 3,00	910 IF CR S 911 FE 777 CR S		8942070000	1	STD
Motor 781.135	1280	4	40 - 50 kW (54 - 68 PS)	Favorit 1.3	90 - 97	75,500	2,00 2,00 4,00	910 IF CR S 911 FE 777 CR S		8942080000	1	STD
Motor BLF	1598	4	85 kW (115 PS)	OCTAVIA 1.6 FSI	02/04-10/08	76,500	1,20 1,20 2,00	910 IF NIT S 911 P 777 NIT S		8950700000	1	STD
Motor CAXA	1390	4	90 kW (122 PS)	OCTAVIA 1.4 TSI	11/08 - 06/13							
Motor CAXA	1390	4	90 kW (122 PS)	RAPID 1.4 TSI	07/12-							
Motor CAXA	1390	4	90 kW (122 PS)	YETI 1.4 TSI	06/10-							
Motor CAXC	1390	4	92 kW (125 PS)	SUPERB 1.4 TSI	07/08 - 05/15							
Motor	1598	4	77 - 85 kW (105 - 115 PS)	Fabia, Roomster, Octavia 1.6		76,500	1,20 1,20 2,00	910 NIT S 931 P 777 NIT S		8950960000 5000	1	STD 0,50
Motor BCA	1390	4	55 - 92 kW (75 - 125 PS)	Fabia, Roomster, Octavia, Superb 1.4 16V	08 -							
Motor CAVE, CTHE	1390	4	132 kW (180 PS)	FABIA 1.4 TSI	05/10-	76,500	1,20 1,50 2,00	910 IF NIT S 911 P 777 NIT S		8950030000 5000	1	STD 0,50
Motor AEE	1598	4	55 kW (75 PS)	Fabia, Felicia, Octavia 1.6	95 -	76,500	1,20 1,50	910 IF NIT S 931 P		8950770000 5000	1	STD 0,50
Motor AUA, AUB, AXP, BBY, BBZ, BCA	1390	4	55 - 74 kW (75 - 100 PS)	Fabia 1.4 16V Octavia 1.4 16V	99 -		2,50	777 CR S				



SKODA

Globally reliable

	ccm											
Dieselmotor AYM	2496	6	114 kW (155 PS)	SUPERB (3U4) 2.5 TDI	12/01-08/03	78,300	1,75 2,00 3,00	910 CKS 911 IF U P 947 EX CR		8950230000 5000	1	STD 0,50
Dieselmotor BDG	2496	6	120 kW (163 PS)	SUPERB (3U4) 2.5 TDI	06/03-03/08							
Dieselmotor CAYA	1598	4	55 kW (75 PS)	FABIA 1.6 TDI	04/10-	79,500	1,75 2,00 3,00	910 CKS 911 IF U P 947 EX CR P		8950200000 5000	1	STD 0,50
Dieselmotor CAYA	1598	4	55 kW (75 PS)	FABIA Combi 1.6 TDI	04/10-							
Dieselmotor CAYB	1598	4	66 kW (90 PS)	FABIA 1.6 TDI	03/10-							
Dieselmotor CAYB	1598	4	66 kW (90 PS)	RAPID 1.6 TDI	08/13-							
Dieselmotor CAYB	1598	4	66 kW (90 PS)	ROOMSTER (5J) 1.6 TDI	03/10-							
Dieselmotor CAYC	1598	4	77 kW (105 PS)	FABIA 1.6 TDI	03/10-							
Dieselmotor CAYC	1598	4	77 kW (105 PS)	OCTAVIA (1Z3) 1.6 TDI	06/09-							
Dieselmotor CAYC	1598	4	77 kW (105 PS)	RAPID 1.6 TDI	07/12-							
Dieselmotor CAYC	1598	4	77 kW (105 PS)	ROOMSTER (5J) 1.6 TDI	03/10-							
Dieselmotor CAYC	1598	4	77 kW (105 PS)	SUPERB (3T4) 1.6 TDI	09/10-							
Dieselmotor CAYC	1598	4	77 kW (105 PS)	YETI (5L) 1.6 TDI	11/10-							
Dieselmotor CLHA	1598	4	77 kW (105 PS)	OCTAVIA (5E3) 1.6 TDI	11/12-	79,500	1,75 2,00 2,00	910 CKS 911 IF U P 947 EX NIT S		8950220000 5000	1	STD 0,50
Dieselmotor CLHB	1598	4	66 kW (90 PS)	OCTAVIA (5E3) 1.6 TDI	11/12-							
Dieselmotor CRKB	1598	4	81 kW (110 PS)	OCTAVIA (5E3) 1.6 TDI	05/13-							
Dieselmotor CRKB	1598	4	81 kW (110 PS)	OCTAVIA Combi (5E5) 1.6 TDI	05/13-							
Dieselmotor AEF, AGP, ASY, ATD, AVB, AWX, AGD, AHF, ALH, AQM, ASZ	1896	4	47 - 96 kW 64 - 131 PS	Fabia, Felicia, Octavia, Superb 1.9 - 1.9 TDI, TDI-PD	95 -	79,500	1,75 2,00 3,00	910 CR S 911 IF U 947 EX CR		8950480000 5000 1000	1	STD 0,50 1,00
Motor BFQ, BGU	1595	4	75 kW 102 PS	Octavia 1.6	00 -	81,000	1,00 1,20 2,00	910 NIT S 931 P 777 NIT S		8950850000 5000 1000	1	STD 0,50 1,00
Motor AEH, AKL	1595	4	74 kW 100 PS	Ocatavia 1.6	97 -	81,000	1,20 1,50 2,00	910 IF NIT S 931 P 777 NIT S		8950750000 5000	1	STD 0,50
Motor ADR, AGN	1781	4	92 kW 125 PS	Octavia 1.8 20 V	96 -	81,000	1,50 1,75 2,00	910 IF CR S 931 FE 777 NIT S		8950740000 5000	1	STD 0,50
Dieselmotor AZV	1968	4	100 kW (136 PS)	OCTAVIA (1Z3, 1Z5) 2.0 TDI	02/04-05/10	81,000	1,75 2,00 3,00	910 CKS 911 IF U P 947 EX CR		8950130000 5000	1	STD 0,50
Dieselmotor BKD	1968	4	103 kW (140 PS)	OCTAVIA (1Z3, 1Z5) 2.0 TDI 16V	02/04-							
Dieselmotor BKD	1968	4	103 kW (140 PS)	SUPERB (3T4, 3T5) 2.0 TDI 16V	01/09-							
Dieselmotor BMN	1968	4	125 kW (170 PS)	OCTAVIA (1Z3, 1Z5) 2.0 TDI RS	04/06-							


















	ccm											
Dieselmotor BMM	1968	4	103 kW (140 PS)	OCTAVIA (1Z3, 1Z5) 2.0 TDI	11/05-	81,000	1,75	910 CDS		8950190000	1	STD
Dieselmotor BMP	1968	4	103 kW (140 PS)	SUPERB (3T4, 3T5) 2.0 TDI	03/08-		2,00	911 IF U CR		5000		0,50
Dieselmotor BSS	1968	4	103 kW (140 PS)	SUPERB (3U4) 2.0 TDI	10/05-03/08		3,00	947 EX NIT S				
Dieselmotor CBBB	1968	4	125 kW (170 PS)	SUPERB (3T4) 2.0 TDI	07/08-							
Dieselmotor CBBB	1968	4	125 kW (170 PS)	SUPERB (3T4) 2.0 TDI 4x4	09/08-							
Dieselmotor CBBB	1968	4	125 kW (170 PS)	SUPERB Kombi (3T5) 2.0 TDI	10/09-							
Dieselmotor CBBB	1968	4	125 kW (170 PS)	SUPERB Kombi (3T5) 2.0 TDI 4x4	10/09-							
Dieselmotor CBDB	1968	4	103 kW (140 PS)	YETI (5L) 2.0 TDI 4x4	05/09-							
Dieselmotor CEGA	1968	4	125 kW (170 PS)	OCTAVIA (1Z3) 2.0 TDI RS	04/06-							
Dieselmotor CEGA	1968	4	125 kW (170 PS)	OCTAVIA Combi (1Z5) 2.0 TDI RS	04/06-							
Dieselmotor CEGA	1968	4	125 kW (170 PS)	YETI (5L) 2.0 TDI 4x4	11/09-							
Dieselmotor CFFB	1968	4	103 kW (140 PS)	SUPERB (3T4) 2.0 TDI 16V	01/09-							
Dieselmotor CFFB	1968	4	103 kW (140 PS)	SUPERB (3T4) 2.0 TDI 16V 4x4	11/10-							
Dieselmotor CFFB	1968	4	103 kW (140 PS)	SUPERB Kombi (3T5) 2.0 TDI 16V	10/09-							
Dieselmotor CFFB	1968	4	103 kW (140 PS)	SUPERB Kombi (3T5) 2.0 TDI 16V 4x4	11/10-							
Dieselmotor CFGB	1968	4	125 kW (170 PS)	SUPERB (3T4) 2.0 TDI	07/08-							
Dieselmotor CFGB	1968	4	125 kW (170 PS)	SUPERB (3T4) 2.0 TDI 4x4	09/08-							
Dieselmotor CFGB	1968	4	125 kW (170 PS)	SUPERB Kombi (3T5) 2.0 TDI	10/09-							
Dieselmotor CFGB	1968	4	125 kW (170 PS)	SUPERB Kombi (3T5) 2.0 TDI 4x4	10/09-							
Dieselmotor CFHA	1968	4	81 kW (110 PS)	YETI (5L) 2.0 TDI	11/09-							
Dieselmotor CFHC	1968	4	103 kW (140 PS)	OCTAVIA (1Z3) 2.0 TDI 16V	02/04-							
Dieselmotor CFHC	1968	4	103 kW (140 PS)	OCTAVIA Combi (1Z5) 2.0 TDI 16V	02/04-							
Dieselmotor CFHC	1968	4	103 kW (140 PS)	OCTAVIA Combi (1Z5) 2.0 TDI 16V 4x4	05/10-							
Dieselmotor CFHC	1668	4	103 kW (140 PS)	YETI (5L) 2.0 TDI	11/11-							
Dieselmotor CFHC	1968	4	103 kW (140 PS)	YETI (5L) 2.0 TDI 4x4	05/09-							
Dieselmotor CFHF	1668	4	81 kW (110 PS)	OCTAVIA (1Z3, 1Z5) 2.0 TDI	03/10-							
Dieselmotor CFHF	1968	4	81 kW (110 PS)	YETI (5L) 2.0 TDI 4x4	11/09-							
Dieselmotor CFJA	1968	4	125 kW (170 PS)	YETI (5L) 2.0 TDI 4x4	11/09-							
Dieselmotor CLCA	1968	4	81 kW (110 PS)	OCTAVIA (1Z3, 1Z5) 2.0 TDI	03/10-							
Dieselmotor CLCA	1968	4	81 kW (110 PS)	YETI (5L) 2.0 TDI	11/09-							
Dieselmotor CLCB	1968	4	103 kW (140 PS)	OCTAVIA (1Z3, 1Z5) 2.0 TDI 16V	02/04-							
Dieselmotor CLCB	1968	4	103 kW (140 PS)	YETI (5L) 2.0 TDI 4x4	05/09-							
Dieselmotor CLJA	1968	4	103 kW (140 PS)	SUPERB (3T4, 3T5) 2.0 TDI 16V	01/09-							
Dieselmotor CKFB	1968	4	105 kW (143 PS)	OCTAVIA (5E3) 2.0 TDI	11/12-	81,000	1,75	910 CDS		8950210000	1	STD
Dieselmotor CKFB	1968	4	105 kW (143 PS)	OCTAVIA Combi (5E5) 2.0 TDI	11/12-		2,00	911 IF U CR		5000		0,50
Dieselmotor CKFC	1968	4	110 kW (150 PS)	OCTAVIA (5E3) 2.0 TDI	11/12-		2,00	947 EX NIT S				
Dieselmotor CKFC	1968	4	110 kW (150 PS)	OCTAVIA Combi (5E5) 2.0 TDI	11/12-							
Dieselmotor CKFC	1968	4	110 kW (150 PS)	OCTAVIA Combi (5E5) 2.0 TDI 4x4	11/12-							
Dieselmotor CUPA	1968	4	135 kW (184 PS)	OCTAVIA (5E3) 2.0 TDI	05/13-							
Dieselmotor CUPA	1968	4	135 kW (184 PS)	OCTAVIA Combi (5E5) 2.0 TDI	05/13-							



SKODA
















Globally reliable

	ccm										
Motor CCZA	1984	4	147 kW (200 PS)	OCTAVIA (1Z3) 2.0 RS	10/05-	82,500	1,20 1,20 2,00	910 IF NIT S PVD 931 P 947 EX CKS		8950580000 5000	1 STD 0,50
Motor CCZA	1984	4	147 kW (200 PS)	OCTAVIA Combi (1Z5) 2.0 RS	10/05-						
Motor CCZA	1984	4	147 kW (200 PS)	SUPERB (3T4) 2.0 TSI	05/10-						
Motor CCZA	1984	4	147 kW (200 PS)	SUPERB Kombi (3T5) 2.0 TSI	05/10-						
Motor CDAA	1798	4	118 kW (160 PS)	YETI (5L) 1.8 TSI 4x4	05/09-						
Motor CDAA	1798	4	118 kW (160 PS)	OCTAVIA (1Z3) 1.8 TSI	06/07-						
Motor CDAA from 11.05.2009	1798	4	118 kW (160 PS)	OCTAVIA Combi (1Z5) 1.8 TSI	06/07-						
Motor CDAA from 11.05.2009	1798	4	118 kW (160 PS)	OCTAVIA Combi (1Z5) 1.8 TSI 4x4	11/08-						
Motor CDAA from 11.05.2009	1798	4	118 kW (160 PS)	SUPERB (3T4) 1.8 TSI 4x4	03/08-						
Motor CDAA from 11.05.2009	1798	4	118 kW (160 PS)	SUPERB Kombi (3T5) 1.8 TSI 4x4	10/09-						
Motor CDAB	1798	4	112 kW (152 PS)	YETI (5L) 1.8 TSI 4x4	11/09-						
Motor CDAB from 11.05.2009	1798	4	112 kW (152 PS)	OCTAVIA (1Z3) 1.8 TSI	03/09-						
Motor CDAB from 11.05.2009	1798	4	112 kW (152 PS)	OCTAVIA Combi (1Z5) 1.8 TSI 4x4	03/09-						
Motor CDAB from 11.05.2009	1798	4	112 kW (152 PS)	SUPERB (3T4) 1.8 TSI 4x4	03/09-						
Motor CDAB from 11.05.2009	1798	4	112 kW (152 PS)	SUPERB Kombi (3T5) 1.8 TSI 4x4	10/09-						
Motor CJSA	1798	4	132 kW (180 PS)	OCTAVIA (5E3) 1.8 TSI	11/12-						
Motor CJSA, CJSB	1798	4	132 kW (180 PS)	OCTAVIA Combi (5E5) 1.8 TSI 4x4	11/12-						
Motor CHHB	1984	4	162 kW (220 PS)	OCTAVIA (5E3) 2.0 TSI RS	05/13-	82,500	1,20 1,20 2,00	910 IF NIT S PVD 931 P 947 EX NIT S		8950590000 5000	1 STD 0,50
Motor CHHB	1984	4	162 kW (220 PS)	OCTAVIA Combi (5E5) 2.0 TSI RS	11/12-						
Motor AMX	2771	6	142 kW (193 PS)	SUPERB (3U4) 2.8 V6	12/01-03/08	82,500	1,20 1,50 2,00	910 IF NIT S 911 IF FE 777 NIT S		8950520000 2500 5000	1 STD 0,25 0,50
Motor AQY, APK, AZH	1984	4	85 kW (116 PS)	OCTAVIA Combi (1U5) 2.0	04/99-05/07						
Motor BLR, BLY, BVY, BVZ	1984	4	110 kW (150 PS)	OCTAVIA (1Z3) 2.0 FSI OCTAVIA Combi (1Z5) 2.0 FSI	11/04-10/08						
Motor BLX, BVX	1984	4	110 kW (150 PS)	OCTAVIA Combi (1Z5) 2.0 FSI 4x4	11/04-10/08						
Motor BZB	1798	4	118 kW (160 PS)	OCTAVIA (1Z3) 1.8 TSI	06/07-	82,500	1,20 1,50 2,00	910 IF NIT S PVD 931 P 947 EX NIT S		8950570000 5000	1 STD 0,50
Motor BZB	1798	4	118 kW (160 PS)	SUPERB (3T4) 1.8 TSI	03/08-						
Motor BWA	1984	4	147 kW (200 PS)	OCTAVIA (1Z3) 2.0 RS OCTAVIA Combi (1Z5) 2.0 RS	10/05-02/13	82,500	1,20 1,50 2,00	910 IF NIT S PVD 931 947 EX CKS		8950600000 5000	1 STD 0,50

	ccm											
Dieselmotor DVA 1030.2		2				86,000	2,00	910 CR P		8945500000	1	STD
Dieselmotor DVA 151.1		1					2,00	911 IF P				
Dieselmotor DVA 1550.3		3					4,00	947 EX P				
Dieselmotor DS 2001.2		2				105,000	3,00	914 CR		8945510000	1	STD
Dieselmotor DS 3001.3		3					2,50	911 FE				
Dieselmotor DS 4001.4		4					4,00	947 EX CR				



**siehe / see / voir
Daimler-Benz**














	ccm											
Dieselmotor D20DT, For OE 665 030 052A For OE 671 030 072A	1998	4	100 kW - 104 kW (136-141 PS)	KYRON 2.0 Xdi, ACTYON I 200 Xdi, ACTYON SPORTS I (QJ) 2.0 Xdi,	05/05-	86,200	2,50 2,00 3,00	916 NIT S PVD 911 IF CR P 947 EX NIT S		8968500000 5000	1	STD 0,50
Dieselmotor D20DTR, For OE 665 030 052A For OE 671 030 072A	1998	4	114 kW (155 PS)	RODIUS II 2.0 Xdi, REXTON W 2.0 Xdi, ACTYON SPORTS I (QJ) 2.0 Xdi	09/11-							
Dieselmotor D27DT, For OE 665 030 052A For OE 671 030 072A	2696	5	121 kW (165 PS)	KYRON 2.7 Xdi, REXTON (GAB_) 2.7 Xdi, RODIUS 2.7 Xdi, STAVIC 2.7 270 sXDi	05/05-							
Motor M 104 E 28	2799	6	145 kW 197 PS	Chairman H 2.8	99 -	89,900	1,50 1,75 3,00	910 IF NIT S 931 P 777 NIT S		8910650000 2500 5000	1	STD 0,25 0,50
Motor M 104.992 + 995	3199	6	154 - 162 kW 209 - 220 PS	Musso 3.2 Korando 3.2 Chairman H 3.2 Chairman 600	99 -							
Motor M 111.970	2295	4	103 - 110 kW 140 - 150 PS	Musso 2.3	99 -	90,900	1,50 1,75 3,00	910 IF NIT S 931 P 777 NIT S		8910760000 2500 5000	1	STD 91,25 91,50
Motor M 113 E 50	4966	8	225 kW 306 PS	Chairman V 8		97,000	1,50 1,75 3,00	910 IF NIT S 931 P 777 NIT S		8910820000 5000	1	STD 0,50



STEYR

Globally reliable

	ccm											
Dieselmotor WD 308	2355	3		540, 545, 548, 650, 760		100,000	2,50 2,50 2,50 5,00	910 CR 911 FE 911 FE 947 EX CR		8955040000	1	STD
Dieselmotor WD 408	3140	4	31-46,3 kW (42-63 PS)									
Dieselmotor WD 308.40 /41/45		3	31-35 kW (42-47 PS)			100,000	2,50 2,50 4,00	910 CR 911 FE 947 EX CR		8955070000	1	STD
Dieselmotor WD 408.40 /41/42/43		4	38-46 kW (52-63 PS)	540, 545, 548, 650, 658, 760, 768	68-							
Dieselmotor WD 308.40/41/45	2355	3	31/33/ 34,5 kW (42/45/ 47 PS)	540/a, 545/a, 548		100,000	2,50 2,50 4,00	910 CR 911 FE 947 EX CR		8955100000	1	STD
Dieselmotor WD 408.40/ 41/42/43	3140	4	38/40,4/ 44/46,3 kW (52/55/ 60/63 PS)	650/a, 658, 760/a, 768	82-							
Dieselmotor WD 311		3		Traktor 8080 + 8100		100,000	2,50 2,50 4,00	916 IF CR 911 P 947 EX CR		8955120000	1	STD
Dieselmotor WD 411		4										
Dieselmotor WD 611		6										
Dieselmotor WD 209	1990	2	20,5 kW (28 PS)	188		105,000	2,50 2,50 5,00 5,00	910 CR IF P 911 FE 930 FE 947 EX CR 946 P		8955080000	1	STD
Dieselmotor WD 609 e/f/g/h/n, Stamo 609 S	5975	6	110,5 kW (150 PS)	586, 680, 780 c, 890	67-70							
Dieselmotor WD 210.40	1996	2	23,5 kW (32 PS)	Traktor 430b		105,000	3,00 2,50 2,50 5,00 5,00	916 CR 911 FE 930 FE 947 EX CR 946 P		8955020000	1	STD
Dieselmotor WD 410.40	3983	4	51,5 kW (70 PS)	Traktor 870a								
Dieselmotor WD 610.18/19/20	5975	6	81/88, 5/97 kW (110/120/ 132 PS)	586, 590.110, 680, 690.110, 690.132, 790.132, 890.132	70-79							
Dieselmotor WD 610.40 /42/43/44/50/01	5975	6	66-84,5 kW (90-115 PS)	430, 870, 1090, 1100, 1100 S, 1108, 1300, 590, 690								
Dieselmotor WD 610.00/13/ 16/19/20	5976	6	97 kW (132 PS)	586, 790, 890		105,000	3,50 2,50 2,50 5,00 5,00	914 CR P 911 FE 930 FE 947 EX CR 946 P		8955100000	1	STD
Dieselmotor WD 610.60/ 68/ 69/70/72/79	5976	6	110,5/ 125 kW (150/170 PS)	790.150, 790.170, 890.150, 1390150	70-78							
Dieselmotor WD 412.40/41	4396	4	59/62,5 kW (80/85 PS)			108,000	3,00 2,50 4,00	914 CR 930 FE 947 EX CR		8955090000	1	STD
Dieselmotor WD 612.00/01/ 60/63/ 67/68/ 70/77/90	6590	6	100- 155 kW (136 - 210 PS)	790, 791								
Dieselmotor WD 612.0001/ 20/40	6595	4	88/106,6 kW (120/145 PS)	980, 988, 1200, 8140, 691.136, 791145	77-							
Dieselmotor WD 612.85/ 86/87/89	6590	6	96/103/ 110 kW (130/140/ 150 PS)	8150, 8165, 8170								
Dieselmotor WD 621.94/95 Euro 1	6595	6	171 kW (233 PS)	18S23, 18S26								
Dieselmotor WD 412.40/41		4	80/85PS	Truck		108,000	3,00 2,50 5,00	910 CR 911 P 947 EX CR		8955140000	1	STD
Dieselmotor WD 612.40		6	120PS	Truck								
Dieselmotor WD 612.85		6	140 PS	Truck								
Dieselmotor WD 612.86		6	140 PS	Truck								
Dieselmotor WD 113 a		1	13 kW (18 PS)			110,000	3,00 3,00 3,00 6,00 6,00	910 CR 911 FE 930 FE 947 FE 947 FE		8955010000	1	STD
Dieselmotor WD 113 a	1130	1	11/13 kW (15/18 PS)									
Dieselmotor WD 213		2	19 kW (26 PS)									
Dieselmotor WD 213 a		2	22 kW (30 PS)									
Dieselmotor WD 213 a/c/f/g	2661	2	22/26 kW (30/35 PS)									
Dieselmotor WD 313 a	3991	3	34/41 kW (46/55 PS)									
Dieselmotor WD 413 t/u	5322	4	46/50 kW (62/68 PS)	80, 84, 86, 180, 180 a, 180 n, 2 a, 182 n, 185, 185 a, 280, 280 a								

	ccm											
Dieselmotor 815.62/64/74	11964	V8	243 kW (330 PS)	1291, 1491, 1891	82-	126.000	3,50 3,00 4,00	914 IF CR 911 FE 947 EX CR		8955030000	1	STD
Dieselmotor 815.67	11964	V8	243 kW (330 PS)	1291, 1491, 1891	84-							
Dieselmotor WD 615.00/20	9726	6	148 kW (200 PS)	89, 1991, 1391	78-							
Dieselmotor WD 615.46 Euro 2	9726	6	235/265 kW (320/360 PS)	26S36 6x4	03/94-							
Dieselmotor WD 615.48 Euro 1	9726	6	199/235/ 265 kW (270/320/ 360 PS)	19S32	10/93-							
Dieselmotor WD 615.60/ 61/71/90	9726	6	191/198 kW (260/269 PS)	991, 1291, 1491	78-							
Dieselmotor WD 615.63	9726	6	206 kW (280 PS)	1291, 1491, 1891, 2591, 2891								
Dieselmotor WD 615.64	9726	6	176,5 kW (240 PS)									
Dieselmotor WD 615.65/66/ 75/67/69/77/ 79/ 91/93	9726	6	206 kW (280 PS)	2591	83-88							
Dieselmotor WD 615.65/66/ 75/67/69/77/ 79/ 91/93	9726	6	206 kW (280 PS)	91, 991, 1291, 1491, 1891, 2891	78-88							
Dieselmotor WD 615.68	9726	6	225 kW (310 PS)	1291, 1491, 1891	-0,103448276							
Dieselmotor WD 615.68/78	9726	6	225/232 kW (310/316 PS)	1291, 1491, 1891	09/87-							
Dieselmotor WD 815.60/61/ 63/70/71	11964	8	236 kW (320 PS)	1290, 1291, 1490, 1491, 1890	77-	126.000	3,50 3,00 3,00 5,00	914 IF CR 911 FE 931 FE 947 EX CR		8955060000	1	STD



SUBARU

Globally reliable

	ccm										
Motor 1KR-FE	998	3	51 kW 70 PS	Justy 1.0	10 -	71,000	1,00 1,00 1,50	910 NIT S 911 FE 777 CR S		7996010000 5000	3 STD 0,50
Dieselmotor 1ND-TV	1364	4	66 kW (90 PS)	TREZIA 1.4 D	03/11-	73,000	1,50 1,50 3,00	910 NIT S 911 CR S 947 EX NIT S		7996770000 5000	4 STD 0,50
Motor EF 10	997	3		Domingo Justy		78,000	1,20 1,50	910 CR S 911 CR		7992150000 2500	3 STD 0,25
Motor EF12	1189	3		Justy			2,80	777 CR S		5000	0,50
Motor FB16	1599	4		Impreza Sport 1.6i		78,800	1,00 1,00 2,00	910 IF CR S 931 FE S 777 CR S		7992010000 5000	4 STD 0,50
Motor EA 65	1298	4		1300		83,000	1,20 1,50 4,00	910 CR S 911 FE 777 CR S		7992080000 2500 5000	4 STD 0,25 0,50
Motor FB20	1995	4	110 kW (150 PS)	Forester 2.0	01/10-	84,000	1,00 1,00 2,00	910 IF CR S 931 FE S 777 CR S		7992020000 5000	4 STD 0,50
Motor EJ 18	1820	4		Legacy Impreza		87,900	1,20 1,50 3,00	910 CR S 931 ES FE 777 CR S		7992180000 2500 5000	4 STD 0,25 0,50
Motor EZ 30		6				89,200	1,20 1,20 2,50	910 IF CR S 931 FE 777 CR S		7992260000 5000 1000	6 STD 0,50 1,00
Motor EZ36	3629	6	190 kW (258 PS)	OUTBACK 3.6	09/09-	92,000	1,20 1,20 2,00	910 IF CR S 931 FE 777 CR S		7992030000 5000	6 STD 0,50
Motor 66 L		4				92,000	1,20	910 IF CR S		7992170000	4 STD 0,25
Motor 69 H		4		EJ 201, 204 206, 208, 207			1,20 2,50	931 ES FE 777 CR S		2500 5000	0,50
Motor 21 Z		4				92,000	1,20 1,20 2,00	910 IF CR S 931 ES FE 777 CR S		7992220000 2500 5000	4 STD 0,25 0,50
Motor EJ 20 EJ20T	1994	4		Legacy, Impreza	89 - 00	92,000	1,20 1,50 3,00	910 IF CR S 931 ES FE 777 CR S		7992130000 2500 5000	4 STD 0,25 0,50
Motor EA 82 F	1781	4		AC AG AN		92,000	1,20 1,50 4,00	910 CR S 911 FE 777 CR S		7992210000 2500 5000	4 STD 0,25 0,50
Motor EJ 20 EJ20T	1994	4		Legacy Forester Impreza	89 - 00	92,000	1,50 1,50 3,00	910 IF CR S 931 ES FE 777 CR S		7992190000 2500 5000	4 STD 0,25 0,50
Motor EJ 22	2212	4		Legacy, Impreza	89 - 01	96,900	1,20 1,50 3,00	910 IF CR S 931 ES FE 777 CR S		7992230000	4 STD
Motor EJ 22	2212	4		Legacy		96,900	1,50 1,50 3,00	910 IF CR S 931 ES FE 777 CR S		7992280000 5000 1000	4 STD 0,50 1,00
Motor EJ 25	2457	4		Legacy Forester Impreza	98 -	99,500	1,20 1,20 2,50	910 IF CR S 931 FE 777 CR S		7992250000 5000 1000	4 STD 0,50 1,00
Motor EJ 25F	2457	4		Impreza G12 Sedan WRX STI	07 -	99,500	1,20 1,20 2,00	910 IF CR S 931 ES FE 777 CR S		7992270000 5000 1000	4 STD 0,50 1,00
Motor EJ 25	2457	4		Legacy Forester	96 -	99,500	1,20 1,50	910 IF CR S 931 ES FE		7992240000	4 STD

















	ccm										
ST20 LJ50 ST30 LJ50	539	3		Carry Truck Jimny 4WD				913 CR S 913 CR	7994100000 2500 5000	3	STD 0,25 0,50
F8A (new) F5A (new) Gasoline	797	4						910 IF CR S 931 ES FE 777 NIT S	7994180000 2500 5000	4	STD 0,25 0,50
F8A (new) F5A (new) Gasoline		3		Y7A				910 IF CR S 931 ES FE 777 NIT S	7994230000 2500 5000	3	STD 0,25 0,50
F8A Gasoline	797	4		New Jimny Carry Van ST90				910 CR 911 FE 777 CR S	7994110000 2500 5000	4	STD 0,25 0,50
F5A Gasoline	543	3		Fronte 550				910 CR 911 FE 777 CR S	7994170000 2500 5000	3	STD 0,25 0,50
Y3AB Gasoline		3						910 IF CR S 777 CR S	7994120000 2500 5000	3	STD 0,25 0,50
Motor F6A	657	3	47 kW (64 PS)	Alto				910 IF NIT S 931 FE 777 NIT S	7994010000 5000	3	STD 0,50
F6A Gasoline	657	3		Alut Van Celvo				910 IF NIT S 931 ES FE 777 NIT S	7994240000 2500 5000	3	STD 0,25 0,50
F10A Gasoline	970	4		Jimny, Alut SJ410				910 NIT S 911 FE 777 CR S	7994130000 2500 5000	4	STD 0,25 0,50
Motor K6A	658	3		Alto Jimmy Kei				910 IF CR S 931 FE 777 CR S	7994330000 5000 1000	3	STD 0,50 1,00
Motor K6A		4						910 IF CR S 931 FE 777 CR S	7994340000 5000 1000	4	STD 0,50 1,00
L60 Gasoline	550	2						913 CR S 913 CR	7994140000 2500 5000	2	STD 0,25 0,50
F8B SS80 Y64 Y65 Gasoline	796	3		Alto Fronte				910 CR 911 FE 777 CR S	7994150000 2500 5000	3	STD 0,25 0,50
Dieselmotor 188 A9.000 M 733 AT.12Z	1248	4	55 kW 75 PS	Splash 1.3 Swift 1.3	DDIS DDIS	08 -		910 NIT S 911 P 947 EX NIT	8920960000 4000 6000	1	STD 0,40 0,60
Motor K12A	1200	4		Swift				910 NIT S IF 931 P 777 NIT S	7994360000	4	STD
K12A Gasoline		1						910 IF CR S 931 CR 777 NIT S	8994250000 2500 5000	1	STD 0,25 0,50
Motor G10	999	4		Swift				910 IF NIT S 931 ES FE 777 NIT S	7994370000	4	STD
Gasoline	1298	4						910 NIT S 911 P 777 NIT S	7994210000 2500 5000	4	STD 0,25 0,50
SR413 G13BA Gasoline		3		Swift				910 IF NIT S 931 ES FE 777 NIT S	7994280000 2500 5000	3	STD 0,25 0,50
SR413 G13BA Gasoline	1298	4		Swift, Y58				910 IF NIT S 931 ES FE 777 NIT S	7994290000 2500 5000	4	STD 0,25 0,50
G10 Gasoline G13, G13A	993 1298	3 4		Cultus Cultus, Swift SF413				910 CR S 911 FE 777 CR S	7994160000 2500 5000	1	STD 0,25 0,50
G13, G13B	1298	4		Swift, Cultus				910 IF CR S 911 IF FE 777 CR S	7994260000 2500 5000	4	STD 0,25 0,50
G10 G10T	993	3		Swift, Cultus				910 CR S 911 IF CR 777 CR S	7994270000 2500 5000	3	STD 0,25 0,50
Motor G10	993	3		Caltus				910 CR S 911 FE 777 CR S	7994380000	3	STD
Motor G15A Motor G16A	1493 1590	4 4						910 IF NIT S 931 P 777 NIT S	7994020000 5000	4	STD 0,50
E12 G16U Gasoline		4						910 IF NIT S 931 ES FE 777 NIT S	7994300000 2500 5000	4	STD 0,25 0,50



SUZUKI

Globally reliable














	ccm										
G16, G16B	1590	4		Escudo		75,000	1,20 1,50 2,80	910 IF NIT S 931 ES FE 777 NIT S	 7994200000 2500 5000	4	STD 0,25 0,50
Dieselmotor 9HX	1560	4	66 kW (90 PS)	SX4 (EY, GY) 1.6 DDIS	04/07-	75,000	3,00 1,95 2,50	916 CKS 931 ES P 947 EX NIT S	 8937630000 5000	1	STD 0,50
Dieselmotor K9K.700	1461	4	48 kW (65 PS)	JIMNY (FJ) 1.5 DDIS 4WD	12/03-	76,000	2,00 2,00 2,50	910 IF CKS 911 IF U P 947 EX NIT S	 8938130000 5000	1	STD 0,50
Motor M13A	1328	4		Swift, RS413	04 -	78,000	1,20 1,20	910 IF CR S 931 FE	 7994320000 5000 1000	4	STD 0,50 1,00
Motor M15A	1490	4		Swift, Aerio, RS 415, RW 415	04 -		2,50	777 CR S			
Motor M13A	1328	4		Wagon R Jimny		78,000	1,20 1,50 2,80	910 IF CR S 931 FE 777 CR S	 7994350000 5000 1000	4	STD 0,50 1,00
Dieselmotor D20AA	1956	4	99 kW (135 PS)	SX4 (GY) 2.0 DDIS 4x4	07/09-	83,000	1,50 1,50 2,00	910 CDS P 931 ES P 947 EX NIT S	 8935090000 5000	1	STD 0,50
Motor J20B	2000	4				84,000	1,20 1,20 2,50	910 IF NIT S 931 CR 777 NIT S	 7994030000 5000	4	STD 0,50
J18	1798	4				84,000	1,20 1,50 2,50	910 IF NIT S 931 ES FE 777 NIT S	 7994310000 2500 5000	4	STD 0,25 0,50
J20A	1995	4									
Motor H25A	2495	6	118 kW 160 PS	Escudo, Vitara, Grand Vitara, Titan T51 Mustang		84,000	1,20 1,50 2,50	910 NIT S IF 931 ES FE 777 NIT S	 7994390000	6	STD
Motor H27A	2736	6	135 kW 184 PS	XL-7 Grand Vitara		88,000	1,20 1,50 2,80	910 NIT S IF 931 FE 777 NIT S	 7994400000	6	STD
Motor J24B	2400	4	122-131 kW (166-178 PS)	Escude, KIZASHI (FR) 2.4, GRAND VITARA II (JT) 2.4 Allrad	01/09-	92,000	1,20 1,00 2,00	910 IF NIT S 931 P 777 NIT S	 7994040000 5000	4	STD 0,50






































	ccm											
Motor XV 5	954	4	31/33 kW (42/45 PS)	Samba	81-86	70,000	2,00 2,00 4,00	910 IF CR 931 P 948 EX P		8937010000	1	STD
Motor XW 7	1124	4	37 kW (50 PS)	Samba	83-86	72,000	1,50 2,00 4,00	910 IF CR S 930 FE 777 CR S		8937090000	1	STD
Motor 3 E 1, 350 /S/SA	1118	4	39,5/42,5/ 44 kW (54/58/ 60 PS)	1100, Fourgonette, VF 1/2, 1006, Horizon, City Laster		74,000	1,75 2,00 4,00	910 IF CR S 931 FE 777 CR S		8941030000	1	STD
Motor XY 6 B	1361	4	44/53 kW (59/72 PS)	Samba	82-84	75,000	1,75 2,00 4,00	910 IF CR S 911 FE 777 CR S		8941020000 5000	1	STD 0,50
Motor 1 G 4	1294	4	76 kW (103 PS)	Rallye 3		76,700	1,75 2,00 4,00	910 IF CR S 930 FE 777 CR S		8941040000 4000 8000	1	STD 0,40 0,80
Motor 3 G 4	1294	4	60/63 kW (82/86 PS)	Rallye 2	73-79							
Motor 3 G 4	1296	4	60/62 kW (82/84 PS)	1100, Matra Bagheera	04/73-78							
Motor 3 G 4	1296	4	44 kW (60 PS)	Rallye 1	72-78							
Motor 366/3 G 2	1296	4	55 kW (75 PS)	1100	72-74							
Motor 6 G 1	1294	4	50 kW (68 PS)	1307, Alpine, Horizon, Solara	75-86							
Motor 6 G 4	1294	4	60 kW (82 PS)	1307, 1100	07/75-79							
Motor 6 Y 2, 6 Y 2 D	1442	4	51-66 kW (69-90 PS)	1308, 1508, Matra Rancho, Grand Raid, Bagheera, Horizon, Solara, Alpine	75-86							
Dieselmotor XUD 9, 7 CV	1905	4	48/51 kW (65/69 PS)	Horizon, Solara	82-86	83,000	2,00 2,00 3,00	910 CR S 911 P 947 EX CR		8937230000 2500 5000 1000	1	STD 0,25 0,50 1,00
Motor 9 L 6	2664	6	121,5 kW (165 PS)	Tagora SX	01/68-72	88,000	1,50 2,00 4,00	910 IF CR S 911 FE 777 CR S		8937070000	1	STD
Dieselmotor 9 U 8	2304	4	54/59 kW (73/80 PS)	Tagora	80-83	94,000	3,00 2,00 4,00	914 CR 911 FE 947 EX CR		8937180000 4000 6000	1	STD 0,40 0,60



TATRA

Globally reliable

	ccm											
Dieselmotor T3-928	12660	0		Tatra 815		120,000	3,50	914 CR		8947020000	1	STD
Dieselmotor T3-929	15825						3,00	911 FE				
Dieselmotor T3-930	18990		166-250 kW (226-340 PS)				5,00	947 EX CR P				
Dieselmotor 2-928-1	12667	V8		137, 138, 148		120,000	3,50	910 IF CR		8947010000	1	STD
Dieselmotor 924A	5876	4					3,50	911 FE		5000		0,50
Dieselmotor 926	8814	6					3,50	931 FE				
Dieselmotor 928	11762	V8					6,00	947 EX FE				
Dieselmotor 930	17628	V12										

	ccm										
Motor 1SZ	997	4		Vitz		69,000	1,20 1,20 2,00	910 CR S 931 FE 777 NIT S		7996000000 5000 1000	4 STD 0,50 1,00
Motor 1SZ	997	4				69,000	1,20 1,20 2,00	910 CR S 931 P 777 NIT S		7996160000 5000	4 STD 0,50
1E-L Gasoline	1000	4		verbleites Benzin Starlet (Export)		70,500	1,50 1,50 3,00	910 IF NIT S 911 FE 777 NIT S		7996020000 2500 5000	4 STD 0,25 0,50
Motor 1 KR-FE	996	3	50 - 53 kW 67 - 71 PS	Passo, Aygo, Vitz, Yaris iQ	05 -	71,000	1,00 1,00 1,50	910 NIT S 911 FE 777 CR S		7996010000 5000	3 STD 0,50
Motor 2SZ-FE	1298	4	64 kW (87 PS)	Belta, Vitz, Yaris 1.3	01/05-	72,000	1,00 1,00 1,50	910 IF CR S 931 FE S 777 CR S		7999150000 5000	4 STD 0,50
Motor K3-VE	1297	4	68 kW 92 PS	bB Subaru Dex		72,000	1,20 1,20 2,00	910 NIT S 931 FE 777 NIT S		7996050000	4 STD
Motor 3SZ-VE	1495	4	80 kW 108 PS	Rush, bB, Town Ace, Lite ace, Avanza		72,000	1,20 1,20 2,00	910 NIT S IF 931 FE 777 NIT S		7996120000	4 STD
2E-L 2E-Lu Gasoline	1295	4		verbleites Benzin Corona 1300 Starlet		73,000	1,50 1,50 3,00	910 IF NIT S 931 ES FE 777 NIT S		7996040000 2500 5000	4 STD 0,25 0,50
Dieselmotor 1ND-TV	1364	4	55-66 kW (75-90 PS)	AURIS 1.4 D-4D, COROLLA 1.4 D-4D, IQ 1.4 D-4D, YARIS 1.4 D-4D	12/01-	73,000	1,50 1,50 3,00	910 NIT S 911 CR S 947 EX NIT S		7996770000 5000	4 STD 0,50
3E Gasoline	1456	4		Starlet		73,000	1,50 1,50 3,00	910 CR S 931 ES FE 777 CR S		7996820000 2500 5000	4 STD 0,25 0,50
4E-FE Gasoline	1331	4		Corolla		74,000	1,20 1,20 3,00	910 CR S 931 FE 777 CR S		7996670000 2500 5000 7500	4 STD 0,25 0,50 0,75
4E-FE Gasoline	1331	4				74,000	1,20 1,20 3,00	910 CR S 931 ES FE 777 NIT S		7996840000 2500 5000	4 STD 0,25 0,50
1N-T Gasoline	1453	4		Starlet		74,000	1,50 1,50 3,00	913 NIT S 911 CR 777 NIT S		7996830000 2500 5000	4 STD 0,25 0,50
Motor 1NZ-FXE	1497	4	54 kW (73 PS)	PRIUS C (NHP10_) 1.5 Hybrid	02/12-	75,000	0,80 1,00	910 IF NIT S 911 FE S		7996220000 5000	4 STD 0,50
Motor 1NZ-FXE	1497	4	57 kW (78 PS)	PRIUS Liftback (NHW20_) 1.5	08/03-03/09		1,50	777 CR S			
Motor 1NZ-FXE	1497	4	53 kW (72 PS)	PRIUS Stufenheck (NHW11_) 1.5	05/00-01/04						
Motor 1NZ-FXE	1497	4	55 kW (75 PS)	YARIS (NLP13_, NSP13_, NCP13_, KSP13_) 1.5 Hybrid	03/12-						
Motor 1NZ-FXE	1497	4	57 kW 76 PS	PRIUS		75,000	1,20 1,20 2,00	910 NIT S 931 FE 947 EX NIT S		7996140000	4 STD
1G-FE Gasoline	1988	6				75,000	1,20 1,20 3,00	910 CR S 931 FE 777 CR S		7996850000 2500 5000	6 STD 0,25 0,50
2NZ-FE Gasoline	1298	4		Vitz		75,000	1,20 1,20 2,00	910 NIT S 931 FE 777 NIT S		7996860000 2500 5000	4 STD 0,25 0,50
Motor 2 NZ-FE2	1298	4		Yaris, Vitz, Funcargo		75,000	1,20 1,20 3,00	910 NIT S 931 CR 777 NIT S		7999290000	4 STD
4K-E Gasoline	1290	4				75,000	1,50 1,50 4,00	910 CR S 911 FE 777 CR S		7996080000 2500 5000	4 STD 0,25 0,50
1G Gasoline	1988	6		Soarer Crown Mark II Chaset Cresta		75,000	1,50 1,50 4,00	910 CR 911 FE 777 CR S		7996090000 2500 5000	6 STD 0,25 0,50
1G-E Gasoline	1988	6		verbleites Benzin Celica		75,000	1,50 1,50 4,00	910 4CR 911 FE 777 NIT S		7996100000 2500 5000	6 STD 0,25 0,50
M 2M Gasoline	1988	6		Crown 2000		75,000	2,00 2,00 4,00	911 4CR 911 FE 777 CR S		7996060000 2500 5000	6 STD 0,25 0,50
K, 3K, 4K Gasoline	1077	4		Publica, Starlet, Sprinter, Corolla, Char-mant 1300		75,000	2,00 2,00 4,00	911 CR 911 FE 777 CR S		7996070000 2500 5000	4 STD 0,25 0,50



TOYOTA

Globally reliable

	ccm											
2A Gasoline	1295	4		Tercel 1300		76,000	2,00 2,00 4,00	910 4CR 911 FE 777 CR S		7996110000 2500 5000	4	STD 0,25 0,50
2A Gasoline	1295	4		Tercel 1300		76,000	2,00 2,00 4,00	910 CR S 911 FE 777 CR S		7996870000 2500 5000	4	STD 0,25 0,50
3P 4P Gasoline	1345	4		Hiace PH... Corona Van Toyocace		76,600	2,00 2,00 4,00	911 CR 911 FE 777 CR S		7996130000 2500 5000	4	STD 0,25 0,50
1A 3A Gasoline	1452	4		Corona, Tercel, Corolla		77,500	1,50 1,50 2,80	910 CR 911 FE 777 CR S		7996150000 2500 5000	4	STD 0,25 0,50
1A 3A Gasoline	1452	4		Corona, Tercel, Corolla		77,500	1,50 1,50 2,80	910 CR S 911 FE 777 CR S		7996880000 2500 5000	4	STD 0,25 0,50
5A Gasoline	1498	4		Corolla		78,700	1,20 1,50 3,00	910 CR S 911 FE 777 CR S		7996900000 2500 5000	4	STD 0,25 0,50
5A Gasoline	1498	4		Corolla		78,700	1,50 1,50 3,00	910 CR S 911 FE 777 CR S		7996680000 2500 5000	4	STD 0,25 0,50
1ZZ 1ZZ-FE Gasoline	1794	4		Corolla Vista		79,000	1,20 1,20 3,00	910 CR S 931 FE 777 CR S		7996910000 2500 5000	4	STD 0,25 0,50
T-U Gasoline	1407	4		Corolla Starlet		80,000	1,50 2,00 4,00	910 4CR 911 FE 777 CR S		7996210000 2500 5000	4	STD 0,25 0,50
1S-U Gasoline	1832	4		Carina Celica Mark II Chaser Cresta		80,500	1,50 1,50 4,00	910 CR S 911 FE 777 CR S		7996240000 2500 5000	4	STD 0,25 0,50
5K Gasoline	1486	4		Corona-Van		80,500	1,50 1,50 4,00	910 NIT S 911 FE 777 NIT S		7996260000 2500 5000	4	STD 0,25 0,50
Motor 7K-E	1781	4	56 kW (76 PS)	Liteace Van, Townace Van, Townace, Liteace Truck		80,500	1,50 1,50 4,00	910 NIT S 931 CR 777 NIT S		7996290000 5000	4	STD 0,50
7K Gasoline	1486	4		Lite-Ace Truck		80,500	1,50 1,50 4,00	910 CR S 931 CR 777 NIT S		7996930000 2500 5000	4	STD 0,25 0,50
7K-E Gasoline	1781	4				80,500	1,50 1,50 4,00	910 NIT PVD S 931 CR 777 NIT S		7996940000 2500 5000	4	STD 0,25 0,50
4A-G Gasoline	1587	4		Corolla		81,000	1,20 1,50 3,00	910 NIT S 911 FE 777 NIT S		7996710000 2500 5000	4	STD 0,25 0,50
4AGE Gasoline	1587	4		Corolla Sprinter		81,000	1,20 1,50 2,80	910 NIT S 931 ES CR 777 NIT S		7996720000 2500 5000	4	STD 0,25 0,50
4AGEU Gasoline	1587	4		Sprinter-Trueno		81,000	1,50 1,50 2,80	910 CR S 931 FE 777 CR S		7996270000 2500 5000	4	STD 0,25 0,50
4A-L 4A-LC Gasoline	1587	4		Corolla Sprinter Trueno		81,000	1,50 1,50 2,80	910 CR S 911 FE 777 CR S		7996280000 2500 5000	4	STD 0,25 0,50
4A-FE Gasoline	1587	4		Corolla		81,000	1,50 1,50 3,00	910 CR S 911 FE 777 CR S		7996700000 2500 5000	4	STD 0,25 0,50
4A-GZE Gasoline	1587	4		Corolla		81,000	1,50 1,50 2,80	910 NIT S 931 ES CR 777 CR S		7996950000 2500 5000	4	STD 0,25 0,50
Motor 2ZZ	1796	4		Corolla Allex		82,000	1,20 1,20 3,00	910 CR S 931 FE 777 CR S		7999210000 5000 1000	4	STD 0,50 1,00
Dieselmotor 1CDA	1995	4		Corolla, Avensis		82,200	2,00 1,50 3,00	910 CR S 911 P 947 EX NIT S		7996560000 5000	4	STD 0,50
Dieselmotor 1CD 1 CDA	1998	4		Corolla		82,200	2,00 1,50 3,00	910 CR S 911 CR P 947 EX CR P		7999300000	4	STD
Dieselmotor 1CD 1CDA	1998	4		Co rolla		82,200	2,00 1,50 3,00	910 CR S 911 FE 947 EX NIT S		7999310000	4	STD
4S Gasoline	1838	4		Caldina Camry Vista		82,500	1,50 1,50 4,00	910 CR S 911 FE 777 CR S		7996730000 2500 5000	4	STD 0,25 0,50
Motor 4GR-E30	2499	6		Crown, Mark X, Lexus IS250		83,000	1,20 1,20	910 NIT S 931 B CR 947 EX NIT S		7996370000 5000	6	STD 0,50

	ccm											
5MGE 5MEU Gasoline		6		Crown Soaret 2800GT Celica XX		83,000	1,50 1,50 4,00	910 CR S 911 FE 777 CR S		7996310000 2500 5000	6	STD 0,25 0,50
7MGE 7M-GTE Gasoline	2954	6		Soaret		83,000	1,50 1,50 4,00	910 CR S 931 ES CR 777 NIT S		7996320000 2500 5000	6	STD 0,25 0,50
1C 1CL Diesel	1839	4		Corona, Carina, Corolla, Sprinter, Town- Ace		83,000	2,00 2,00 4,00	913 IFU NIT S 911 CR 947 EX CR		7997010000 2500 5000	4	STD 0,25 0,50
1C (neu) Diesel	1839	4				83,000	2,00 2,00 3,00	913 NIT S 911 CR 947 EX NIT S		7997290000 2500 5000	4	STD 0,25 0,50
1C 1CL Diesel	1839	4		Corona, Carina, Corolla, Sprinter, Town- Ace		83,000	2,00 2,00 4,00	913 CR S 911 CR 947 EX NIT S		7997380000 2500 5000	4	STD 0,25 0,50
21R 21RC Gasoline	1972	4		verbleites Benzin		84,000	1,50 1,50 4,00	910 NIT S 911 CR 777 NIT S		7996350000 2500 5000	4	STD 0,25 0,50
2SELU Gasoline	1995	4		Vista Camry		84,000	1,50 1,50 4,00	910 4CR S 911 FE 777 CR S		7996360000 2500 5000	4	STD 0,25 0,50
21R Gasoline	1972	4		Celica Liftback Chaser Mark II		84,000	1,50 2,00 4,00	910 CR S 911 CR 777 NIT S		7996340000 2500 5000	4	STD 0,25 0,50
2T (new) 12T-U Gasoline	1588	4		Corona, Camry		85,000	1,50 1,50 4,00	910 4CR 911 FE 777 CR S		7996980000 2500 5000	4	STD 0,25 0,50
3T-U 13T-U Gasoline	1770	4		Corona, Camry		85,000	1,50 1,50 4,00	910 4CR 911 FE 777 CR S		7996990000 2500 5000	4	STD 0,25 0,50
3S-FE Gasoline	1998	4		RAV4		86,000	1,20 1,20 2,00	910 NIT S 931 FE 777 NIT S		7999000000 2500 5000	4	STD 0,25 0,50
1 TR Gasoline		4				86,000	1,20 1,20 2,00	910 NIT S 931 FE 947 EX NIT S		7999010000 2500 5000	4	STD 0,25 0,50
1AZ Gasoline	1998	4				86,000	1,20 1,20 3,00	910 NIT PVD S 931 NIT S 777 TEF S		7999020000 2500 5000	4	STD 0,25 0,50
3S-FE Gasoline	1998	4		Camry, Vista, Corolla		86,000	1,20 1,20 3,00	910 CR S 931 FE 777 CR S		7999030000 2500 5000	4	STD 0,25 0,50
Motor 2JZD4	2997	6		Crown, Aristo		86,000	1,20 1,20 2,00	910 NIT S 911 CR P 947 EX NIT S		7999320000	6	STD
Motor 3S-FSE	1998	4		Nadia Twon Ace Lite Ace		86,000	1,20 1,20 2,00	910 NIT S 911 CR P 947 EX NIT S		7999330000	4	STD
3S-GTE 3S-GELC Gasoline	1998	4		Celica 2000GT		86,000	1,20 1,50 4,00	910 NIT S 931 ES CR S 777 NIT S		7996810000 2500 5000	4	STD 0,25 0,50
Motor 3S-F 3S-FE	1998	4		Ipusum, Vista, Camry, Corona		86,000	1,50 1,50 4,00	910 CR S 911 P 777 CR S		7996400000 5000	4	STD 0,50
Motor 1JZ-GE	2491	6		Chaser Tourers		86,000	1,50 1,50 4,00	910 CR S 911 P 777 NIT S		7996420000 5000	6	STD 0,50
1Y, 2Y, 3Y Gasoline	1626	4		Master Ace, Hiace Wagon		86,000	1,50 1,50 4,00	910 CR S 911 CR 777 CR S		7996440000 2500 5000	4	STD 0,25 0,50
2Y 3Y Gasoline	1812	4		for L.P.G. engine		86,000	1,50 1,50 4,00	910 CR S 911 CR 777 CR S		7996460000 2500 5000	4	STD 0,25 0,50
3S-FE Gasoline	1998	4		bleifreies Benzin Vista Carina Camry, Corona		86,000	1,50 1,50 4,00	910 CR S 911 FE 777 CR S		7996480000 2500 5000	4	STD 0,25 0,50
2JZ-GE Gasoline	2997	6		Crown Aristo Supra		86,000	1,50 1,50 4,00	910 NIT S 931 CR 777 NIT S		7996740000 2500 5000	6	STD 0,25 0,50
1RE 1RZ Gasoline	1998	4		Hiace		86,000	1,75 1,50 4,00	910 NIT S 931 CR 777 NIT S		7996430000 2500 5000	4	STD 0,25 0,50
2C Diesel	1974	4		Toyo-Ace Wagon Daihatsu Delta		86,000	1,75 2,00 3,00	913 NIT S 911 CR 947 EX NIT S		7997340000 2500 5000	4	STD 0,25 0,50



TOYOTA

Globally reliable

	ccm											
Dieselmotor 1AD-FTV, For OE 13011-0R050	1998	4	91 kW (124 PS)	VERSO 2.0 D-4D, RAV 4 IV 2.0 D4-D, AURIS 2.0 D-4D, AVENSIS 2.0 D-4D	04/09-	86,000	2,00 1,50 3,00	910 CKS S FE 931 FE S 947 EX NIT S		7999440000	4	STD
Dieselmotor 2AD-FHV, For OE 13011-0R050	2231	4	130 kW (177 PS)	AURIS 2.2 D, AVENSIS 2.2 D-4D, VERSO 2.2 D-4D, RAV 4 IV 2.2 D4-D	04/09-							
Dieselmotor 2AD-FTV, For OE 13011-0R050	2231	4	110 kW (150 PS)	AVENSIS 2.2 D-4D, RAV 4 III 2.2 D-4D	12/12-							
Dieselmotor 1AD-FTV	1998	4	91 kW (124 PS)	VERSO 2.0 D-4D, RAV 4 IV 2.0 D4-D, AURIS 2.0 D-4D, AVENSIS 2.0 D-4D	03/06-03/09	86,000	2,00 1,50 2,00	910 CKS S FE 931 FE S 947 EX NIT S		7999450000 5000	4	STD 0,50
Dieselmotor 2AD-FHV	2231	4	130 kW (177 PS)	AURIS 2.2 D, AVENSIS 2.2 D-4D, VERSO 2.2 D-4D, RAV 4 IV 2.2 D4-D	07/05-03/09							
Dieselmotor 2AD-FTV	2231	4	110 kW (150 PS)	AVENSIS 2.2 D-4D, RAV 4 III 2.2 D-4D	10/05-11/12							
2C Diesel	1974	4		Toyo-Ace Wagon Daihatsu Delta		86,000	2,00 2,00 4,00	913 CR S 911 CR 947 EX CR		7997020000 2500 5000	4	STD 0,25 0,50
2C Diesel	1974	4		Toyo-Ace Wagon Daihatsu Delta		86,000	2,00 2,00 3,00	913 NIT S 911 CR 947 EX NIT S		7997350000 2500 5000	4	STD 0,25 0,50
1DZ 3C-T Diesel	2184	4		Estima		86,000	2,00 2,00 4,00	913 NIT S 911 CR 947 EX NIT S		7997360000 2500 5000	4	STD 0,25 0,50
Dieselmotor 1 DZ	2486	4	39 kW	TOYOTA Fork Lift		86,000	2,00 2,00 4,00	913 CR S 913 CR 947 EX NIT S		7997400000 2500 5000	4	STD 0,25 0,50
Dieselmotor 2C	1974	4		Toyo-Ace Wagon Daihatsu Delta		86,000	2,00 2,00 4,00	913 CR S 911 CR 947 EX NIT S		7999260000 5000 1000	4	STD 0,50 1,00
5S-FE Gasoline	2163	4		Camry Scepter Harrier		87,000	1,20 1,20 3,00	910 CR S 931 FE 777 NIT S		7999050000 2500 5000	4	STD 0,25 0,50
5S-FNE Gasoline	2163	4				87,000	1,20 1,20 3,00	910 CR S 931 FE 777 NIT S		7999060000 2500 5000	4	STD 0,25 0,50
5S-FE Gasoline	2200	4		Camry Scepter Harrier		87,000	1,50 1,50 4,00	910 CR S 911 CR 777 NIT S		7996760000 2500 5000	4	STD 0,25 0,50
5S-FE Gasoline	2163	4		Camry		87,000	1,50 1,50 3,00	910 CR S 911 CR 777 CR S		7999070000 2500 5000	4	STD 0,25 0,50
1MZ Gasoline	2994	6		Camry Lexus ES 300		87,500	1,20 1,20 3,00	910 NIT S 911 FE 777 NIT S		7999080000 2500 5000	6	STD 0,25 0,50
3VZ-FE Gasoline	2958	V-6		Camry		87,500	1,50 1,50 3,00	910 NIT S 911 FE 777 CR S		7999090000 2500 5000	6	STD 0,25 0,50
3VZ-F 3VZ-FE Gasoline	2958	V-6		Camry		87,500	1,50 1,50 4,00	910 NIT S 931 ES FE 777 CR S		7999110000 2500 5000	6	STD 0,25 0,50
2J Diesel	2481	4		Dyna Dyna Bus		88,000	2,50 2,50 2,50 4,00 4,00	913 IFU TEF 911 CR 931 FE 947 CR 947 FE		7997030000 2500 5000	4	STD 0,25 0,50
H Diesel	3576	6		Dyna HV 15		88,000	2,50 2,50 2,50 4,00 4,00	913 IFU TEF 911 CR 931 FE 947 CR 947 FE		7997060000 2500 5000	6	STD 0,25 0,50
2J Diesel	2481	4		Dyna Coaster Fork Lift		88,000	2,54 2,50 2,50 4,00	913 IFU CR 911 CR 931 FE 947 EX CR		7997040000 2500 5000	4	STD 0,25 0,50
2J Diesel	2481	4		Dyna Toyo-Ace		88,000	2,54 2,50 4,00	913 IFU 4CR 911 CR 947 EX CR		7997050000 2500 5000	4	STD 0,25 0,50
H Diesel	3576	6		HU15-H		88,000	2,54 2,50 2,50 4,00	913 IFU CR 911 CR 931 FE 947 EX CR		7997070000 2500 5000	6	STD 0,25 0,50
H Diesel	3576	6		Land Cruiser Dyna		88,000	2,54 2,50 4,00	913 IFU 4CR 911 CR 947 EX CR		7997080000 2500 5000	6	STD 0,25 0,50























	ccm										
2J Diesel	2481	4						913 IFU CR 2,50 911 CR 2,50 931 FE 4,00 947 EX NIT S	7997410000 2500 5000	4	STD 0,25 0,50
Motor 2AZ-FE 2AZ-FSE	2362	4		RAV4, Mark X, Vellfire				1,00 910 NIT S 1,00 911 P 2,00 947 EX NIT S	7996450000 5000	4	STD 0,50
2AZ-FE Gasoline	2362	4						1,20 910 CR S 1,20 931 FE 2,00 777 NIT S	7999120000 2500 5000	4	STD 0,25 0,50
2AZ-FE Gasoline	2362	4						1,20 910 CR S 1,20 931 FE 2,00 947 EX NIT S	7999130000 2500 5000	4	STD 0,25 0,50
2AZ-FSE Gasoline		4						1,20 910 IF NIT S 1,20 931 FE S 2,00 947 EX NIT S	7999140000 2500 5000	4	STD 0,25 0,50
Motor 1AR-FE	2671	4	136 kW (185 PS)	Lexus RX270				1,00 910 IF NIT S 1,00 931 FE S 2,00 947 EX NIT S	7996490000 5000	4	STD 0,50
L (neu) Diesel	2188	4		Crown Corona Mark II Toyo-Ace Hiace (Expo) Blizzard (Jeep) Hilux (Expo)				2,00 913 CR S 2,00 911 CR 4,00 947 EX CR	7997100000 2500 5000	4	STD 0,25 0,50
L Diesel	2188	4		Crown Chaser Hilux (Track) Hiace Blizzard (Jeep)				2,50 910 CR 2,00 911 CR 4,00 947 EX CR	7997090000 2500 5000	4	STD 0,25 0,50
4Y Gasoline	2208	4		bleifreies Benzin				1,50 910 IF CR S 1,50 931 CR 4,00 777 CR S	7996580000 2500 5000	4	STD 0,25 0,50
12H-T Diesel	3980	6		Bus Coaster (Export) Dyna Cruiser				2,50 913 IFU NIT S 2,50 911 CR 4,00 947 EX CR	7997130000 2500 5000	6	STD 0,25 0,50
2H Diesel	3980	6		Land Cruiser Bus Coaster				2,54 913 IFU CR 2,50 911 CR 4,00 947 EX CR	7997110000 2500 5000	6	STD 0,25 0,50
2H Diesel	3980	6		Fork Lift Coaster				2,54 913 IFU CR 2,50 911 CR 2,00 931 CR 4,00 947 EX CR	7997120000 2500 5000	6	STD 0,25 0,50
Motor 3MZ-FE	3311	6	155 kW (2111 PS)	Kluger Hybrid				1,20 910 CR S 1,20 931 FE 3,00 777 NIT S	7996500000 5000	6	STD 0,50
22R 22R-E Gasoline	2366	4						1,50 910 CR S 1,50 911 CR 4,00 777 NIT S	7996610000 2500 5000	4	STD 0,25 0,50
Dieselmotor 2KD-VNT	2494	4		Hi Ace				2,00 913 NIT S 1,50 911 FE S 3,00 947 EX NIT S	7996570000 5000	4	STD 0,50
2KD Diesel	0	4						2,00 910 IF NIT S 1,50 911 NIT S 3,00 947 EX NIT S	7997420000 2500 5000	4	STD 0,25 0,50
2L-T 2L-TE Diesel	2446	4		Crown Chaser Corona Mark II				2,00 913 NIT S 2,00 911 CR P 4,00 947 EX NIT S	7997140000	4	STD
5VZ Gasoline 5VZ-FE Gasoline	3378 3378	6 6		Land Cruiser				1,50 910 NIT S 1,50 911 FE 4,00 777 NIT S	7999170000 2500 5000	6	STD 0,25 0,50
Motor 1GR-FE	3955	6		Hilux Surf, Land Cruiser Prado				1,20 910 CR S 1,20 931 FE 2,00 777 NIT S	7996170000	6	STD
Motor 1UR-FSE 1UR-FFV	4608	8		Land Cruiser, Lexus GS460, Crown Majesta				1,20 910 IF NIT S 1,20 931 FE S 2,00 947 EX NIT S	7996520000 5000	8	STD 0,50
Motor 2GR-FSE		6						1,20 910 IF NIT S 1,20 931 FE S 2,00 947 EX NIT S	7999230000 5000 1000	6	STD 0,50 1,00
3F Gasoline	3995	6		Land Cruiser				1,50 910 CR S 1,50 911 CR 4,00 777 NIT S	7996640000 2500 5000	6	STD 0,25 0,50
Motor 2UZ-FE	4663	8		Land Cruiser				1,50 910 NIT S 1,50 911 FE 4,00 777 NIT S	7999240000 5000 1000	8	STD 0,50 1,00
Dieselmotor 1PZ	3469	5	85 kW 113 PS	Land Cruiser, Coaster				2,00 913 NIT S 1,50 911 FE 4,00 947 EX NIT S	7997270000	5	STD
Dieselmotor 1HD-FTE	4200			Land Cruiser				2,00 910 NIT S 1,50 931 B CR 4,00 947 EX NIT S	7997520000	6	STD



TOYOTA

Globally reliable

	ccm										
3F (neu) Gasoline	3995	6		Land Cruiser		94,000	2,00 2,00 4,00	910 CR S 911 CR 777 NIT S		7996790000 2500 5000	6 STD 0,25 0,50
1HZ Diesel	4163	6		Land Cruiser		94,000	2,00 2,00 4,00	913 NIT S 911 CR 947 EX NIT S		7997300000 2500 5000	6 STD 0,25 0,50
1PZ Diesel		5				94,000	2,00 2,00 4,00	913 NIT S 911 CR 947 EX NIT S		7997430000 2500 5000	5 STD 0,25 0,50
3F-E Gasoline	3995	6				94,000	2,00 2,00 4,00	910 CR S 911 FE 777 CR S		7999180000 2500 5000	6 STD 0,25 0,50
Motor 2TR-FFV	2693	4		Hiace Wagon, Land Cruiser, Prado		95,000	1,20 1,20 2,00	910 IF NIT S 931 CR S 947 EX NIT S		7996550000 5000	4 STD 0,50
Motor 2TR	2693	4		Hilux Surf Hiace Land Cruiser Prado		95,000	1,20 1,20 2,00	910 NIT S 931 CR 947 EX NIT S		7999250000 5000 1000	4 STD 0,50 1,00
3RZ-FE Gasoline	2600	4		Hilux Granvia		95,000	1,50 1,50 4,00	910 NIT S 931 CR S 777 NIT S		7996800000 2500 5000	4 STD 0,25 0,50
2TZ Diesel	2438	4		Estima		95,000	1,75 1,50 4,00	910 CR S 911 CR 777 NIT S		7996650000 2500 5000	4 STD 0,25 0,50
11B B (neu) Diesel	2977	4		Dyna Toyo-Ace		95,000	2,50 2,00 4,00	913 NIT S 911 CR 947 EX NIT S		7997310000	4 STD
B (alt) Diesel	2977	4		Dyna Coaster		95,000	2,50 2,50 2,50 4,50	910 4CR 911 CR 931 FE 947 CR		7997150000	4 STD
B Diesel	2977	4		Dyna Hino Ranger		95,000	2,50 2,50 2,50 4,50	913 IFU CR 911 CR 931 FE 947 EX CR		7997160000	4 STD
11B B (neu) Diesel	2977	4		Dyna Coaster		95,000	2,50 2,50 4,50	910 CR S 911 CR 947 EX CR		7997440000	4 STD
B (neu) Diesel	2977	4		Dyna Daihatsu Delta Hino Ranger		95,000	2,54 2,50 4,50	913 IFU 4CR 911 CR 947 EX CR		7997170000	4 STD
1KD Diesel	2982	4				96,000	2,00 1,50 3,00	913 CR S 911 NIT S 947 EX NIT S		7997450000 2500	4 STD 0,25
3L Diesel	2779	4		Toyo-Ace Hilux Hiace Van Wagon		96,000	2,00 2,00 4,00	913 NIT S 911 CR 947 EX NIT S		7997180000	4 STD
1KZ Diesel	2982	4		Land Cruiser Hilux Surf Hiace Wagon		96,000	2,00 2,00 3,00	913 NIT S 931 CR S 947 EX NIT S		7997320000	4 STD
1Z Diesel	2977	4		Dyna		96,000	2,00 2,00 4,00	910 NIT S 911 CR 947 EX CR		7997370000	4 STD
2Z Diesel		4				98,000	2,00 2,00 4,00	910 NIT S 911 CR 947 EX NIT S		7997460000	4 STD
2B Diesel	3168	4		Dyna Coaster Land Cruiser		98,000	2,54 2,50 4,50	913 IFU 4CR 911 CR 947 EX CR		7997190000	4 STD
5L Diesel	3000	4				99,500	2,00 1,50 4,00	913 NIT S 931 NIT S 947 EX NIT S		7997470000 2500	4 STD 0,25
1FZ Gasoline	4476	6		Land Cruiser FZJ80G		100,000	1,75 2,00 4,00	910 IF NIT S 931 CR 777 NIT S		7999190000	6 STD
1FZ Gasoline	4476	6		Land Cruiser		100,000	2,00 2,00 4,00	910 NIT S 931 CR 777 NIT S		7999200000	6 STD
14B Diesel		4				102,000	2,50 2,00 4,00	913 NIT S 911 CR 947 EX NIT S		7997330000	4 STD
Dieselmotor 13B-T	3431	4	91 kW (124 PS)	LAND CRUISER (PZJ7_, KZJ7_, HZJ7_, BJ7_, LJ7_, RJ7_) 3.4 TD (BJ71_V)	10/85-08/86	102,000	2,50 2,50 4,50	913 CR P 911 CR P 947 EX CR		7996630000 5000	4 STD 0,50












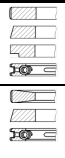

	ccm											
13B Diesel	3431	4		Dyna Coaster		102,000	2,50 2,50 4,50	910 CR S 911 CR 947 EX CR		7997480000	4	STD
13B Diesel	3431	4		Dyna Coaster		102,000	2,50 2,50 4,50	910 CR S 911 CR 947 EX NIT S		7997490000	4	STD
3B Diesel	3431	4		Dyna Coaster Daihatsu Delta Hino Ranger		102,000	2,54 2,50 4,50	913 IFU 4CR 911 CR 947 EX CR		7997210000	4	STD
Dieselmotor 1W	4000	4		Dyna, ToyoAce		104,000	2,50 2,00 5,00	910 4CR 911 IW P 947 EX CR		7996690000 5000	4	STD 0,50
Dieselmotor N04C	4009	4		Toyo-Ace Dyna		104,000	2,50 2,00 4,00	910 NIT S 911 FE 947 EX NIT S		7999270000 5000 1000	4	STD 0,50 1,00
2D Diesel	6494	6		Truck Bus		105,000	3,00 3,00 3,00 5,00 5,00	910 4CR 911 CR 931 B FE 947 EX CR 947 FE		7997230000	6	STD
2D Diesel	6494	6		Truck Bus		105,000	3,00 3,00 3,00 5,00	910 4CR 911 CR 931 B FE 947 EX CR		7997240000	6	STD
2D (neu) Diesel	6494	6		Truck Bus		105,000	3,05 2,50 2,50 5,00	913 IFU 4CR 911 CR 931 B FE 947 EX CR		7997250000	6	STD
15B Diesel	4104	4				108,000	3,00 2,00 4,00	913 NIT S 931 B CR 947 EX NIT S		7997500000	4	STD
15B Diesel	4104	4				108,000	3,00 2,00 4,00	910 NIT S 931 B FE 947 EX NIT S		7997510000	4	STD
Dieselmotor S05C	4899	4		Toyo-Ace		114,000	2,50 2,00 4,00	910 NIT S 911 NIT S 947 EX NIT S		7999280000 5000 1000	4	STD 0,50 1,00



UAZ

Globally reliable














	ccm										
Motor ZMZ 511.10 ZMZ 5234.10	4250	8	125 -130 PS	UAZ TIGR		92,000	2,00 2,00 5,00	910 IF CR S 911 FE 777 CR S	 8956500000 5000 1000	1	STD 0,50 1,00
Motor ZMZ 409.16 ZMZ 4218.10	2695	4	94 / 128	UAZ TIGR Station UAZ TIGR Softtop		100,000	2,00 2,00 5,00	910 CR S 911 FE 777 CR S	 8956600000 5000 1000	1	STD 0,50 1,00

















































	ccm											
Dieselmotor Z8701.1	6800	6		1222, 1224		110,000	3,00 3,00 3,00 6,00	910 CR 911 FE 930 FE 947 EX CR P		8956200000	1	STD
Dieselmotor Z 8401.1	4600	4		1012, 1014, 1614, 912, 914		110,000	3,00 3,00 6,00	914 CR 911 FE 947 EX CR P		8956210000	1	STD
Dieselmotor Z8002.1 Turbo	4600	4										
Dieselmotor Z8602.1 Turbo	6800	6										






















































UTB

Globally reliable

	ccm											
Dieselmotor 45 CV	2340	3	28/33/ 37,5 kW (38/45/ 51 PS)	U 445/A/B		95,000	2,50 2,50 5,50	910 IF CR 911 IF P 947 EX CR		8920510000	1	STD
Dieselmotor D 110	4760	4	48 kW (65 PS)	U 50, U 500, U 650 M, U 651 M		108,000	3,00 3,00 3,00 6,00 6,00	910 CR 911 FE 911 FE 946 EX FE 946 FE		8956010000 1000	1	STD 1,00

	ccm											
Dieselmotor HR 488 HT/2	1994	4	60 kW (81,5 PS)	Alfa Romeo		88,000	2,50 2,00 4,00	914 CR 931 FE 947 EX CR		8952010000	1	STD
Dieselmotor HR 588 HT/2	2492	5	75 kW (102 PS)	Alfa Romeo	79-							
Dieselmotor VM 80 A	1994	4	70 kW (95 PS)	Alfa Romeo	85-							
Dieselmotor HRA 192		1				92,000	2,00 2,00 4,00	910 IF CR S 931 FE 947 EX CR		8952070000	1	STD
Dieselmotor HRA 292		2										
Dieselmotor HRA 392		3										
Dieselmotor HRA 492		4										
Dieselmotor VM 425 CE	2499	4	85 kW (115 PS)	Chrysler		92,000	2,50 1,50 2,00	914 CR 931 P 947 EX NIT S		8952140000	1	STD
Dieselmotor VM 531 CE	3124	5	110 kW (150 PS)	Voyager								
Dieselmotor RG	2499	4	104 / 141	Voyager III 2.5 CRD TD		92,000	2,50 1,50 2,00	914 CR 931 P 947 EX NIT S		8952150000	1	STD
Dieselmotor HR 492 HI	2392	4	81 kW (110 PS)	Alfa Romeo	84-87	92,000	2,50 2,00 4,00	914 CR 931 FE 947 EX CR		8952020000	1	STD
Dieselmotor HR 492 HT	2393	4	67/70 kW (91/95 PS)	Alfa Romeo	82-85							
Dieselmotor HR 692 H/HT/ H 9/HT 9	3589	6	121 kW (164,5 PS)	Marinemotor	83-							
Dieselmotor HR 92.4 S-H	2500	4	84/86 kW (114/117 PS)	Alfa Romeo	88-							
Dieselmotor ENS (RA428) for piston OE-No. K68090425AA	2778	4	120 kW - 147 kW (163 - 200 PS)	VOYAGER (RT) 2.8 CRD, WRANGLER III (JK) 2.8 CRD, CHEROKEE (KK) 2.8 CRDi 4x4,	01/10-	94,000	2,00 1,50 2,00	910 NIT S PVD 931 NIT S 947 EX NIT PVD		8952160000	1	STD
Dieselmotor HR94	1388	2		Industriemotor		94,000	3,00 2,00 4,00	914 CR 930 FE 947 EX CR		8952030000	1	STD
Dieselmotor HR94	2082	3		Industriemotor								
Dieselmotor HR94	2776	4		Industriemotor								
Dieselmotor HR94	4164	6	23-100 kW (31.5- 136 PS)	Industriemotor								
Dieselmotor 10 DA/SL		1				95,000	2,50 2,50 2,50 5,00	910 IF CR 911 IF P 911 IF P 947 EX P		8952080000	1	STD
Dieselmotor 195 SV		1										
Dieselmotor 22 DA/SL		2										
Dieselmotor 295 SV		2										
Dieselmotor 35 DA/SL		3										
Dieselmotor 395 SV		3										
Dieselmotor 50 DA/SL		4										
Dieselmotor 951 SU		1										
Dieselmotor 952 SU		2										
Dieselmotor 954 SU		4										
Dieselmotor 956 SU		5										
Dieselmotor 198 SV		1				98,000	2,50 2,50 2,50 5,00	910 IF CR 911 IW FE 930 FE 947 EX		8952090000	1	STD
Dieselmotor 298 SV		2										
Dieselmotor 398 SV		3										
Dieselmotor 110 SL		1				100,000	2,50 2,50 2,50 5,00	910 CR 911 FE 930 P 947 EX FE		8952060000	1	STD
Dieselmotor 210 SL		2										
Dieselmotor 310 SL		3										
Dieselmotor 410 SL		4										

	ccm											
Dieselmotor 101 SU		1				100,000	2,50	914 CR S		8952100000	1	STD
Dieselmotor 102 SU/MH 11		2					2,50	911 FE				
Dieselmotor 103 SU/MH 11		3					2,50	930 P				
Dieselmotor 104 SU/MH 11		4					5,00	947 EX FE				
Dieselmotor 106 SU/MH 11		6										
Dieselmotor 1051 SU/SUN	996	1				105,000	3,00	914 CR		8952040000	1	STD
Dieselmotor 1052 SU/SUN	1992	2					2,50	911 FE		6000		0,60
Dieselmotor 1053 SU/SUN	2987	3					2,50	930 FE		1000		1,00
Dieselmotor 1054 SU/SUN	3984	4					5,00	947 EX CR				
Dieselmotor 1056 SU/SUN	5976	6										
Dieselmotor SUN.M	1992	2				105,000	3,00	916 CR		8952050000	1	STD
Dieselmotor SUN.M	2987	3					2,50	911 FE				
Dieselmotor SUN.M	3984	4					4,00	947 EX CR				
Dieselmotor SUN.M	5976	6										
Dieselmotor 112 DAN		2				110,000	3,00	914 CR		8952130000	1	STD
Dieselmotor 113 DAN		3					2,50	911 FE				
Dieselmotor 114 DAN		4					2,50	930 P				
Dieselmotor 116 DAN		6					5,00	947 EX P				
Dieselmotor 1152 DAN		2				115,000	3,00	914 CR		8952110000	1	STD
Dieselmotor 1153 DAN		3					3,00	911 IF FE				
Dieselmotor 1154 DAN		4					3,00	930 FE				
Dieselmotor 1156 DAN		6					6,00	947 EX P				
Dieselmotor L-130		6				130,000	4,00	914 CR		8952120000	1	STD
Dieselmotor L-130		V12					3,00	911 IF P				
Dieselmotor L-130							3,00	911 IF P				
Dieselmotor L-130							6,00	947 EX CR P				















	ccm											
Motor AER, ALD, ALL, ANV, AUC	999	4	37 kW (50 PS)	Lupo 1.0, Polo 50	9/96-	67,100	1,00 1,20 2,00	910 CR S 931 P 777 CR S		8950790000 5000	1	STD 0,50
Motor FJ, GG, HB, HD	1093	4	37/38 kW (50/52 PS)	Golf, Jetta, Scirocco, Derby, Polo	74 - 84	69,500	1,75 2,00 4,00	910 IF CR 931 FE 946 EX P		8950340000 5000	1	STD 0,50
Motor HA	895	4	29,5 kW 40 PS		75 - 81							
Motor HC	1093	4	44 kW (60 PS)	Polo	04/75-07/77	69,500	1,75 2,50 4,00	910 IF CR 930 FE 946 EX P		8950140000 5000 1000	1	STD 0,50 1,00
Motor CBZA till 14.05.2012	1197	4	63 kW (86 PS)	Caddy III 1.2 TSI	09/10-	71,000	1,00 1,20 2,00	910 NIT S 911 P 777 NIT S		8950110000 5000	1	STD 0,50
Motor CBZA till 14.05.2012	1197	4	63 kW (86 PS)	Golf IV 1.2 TSI	05/10-							
Motor CBZA till 14.05.2012	1197	4	63 kW (86 PS)	Golf Plus 1.2 TSI	05/10-							
Motor CBZB	1197	4	77 kW (105 PS)	Beetle 1.2 TSI	07/11-							
Motor CBZB	1197	4	77 kW (105 PS)	Jetta 1.2 TSI	02/11-							
Motor CBZB	1197	4	77 kW (105 PS)	Polo 1.2 TSI	11/09-							
Motor CBZB till 14.05.2012	1197	4	77 kW (105 PS)	Caddy III 1.2 TSI	09/10-							
Motor CBZB till 14.05.2012	1197	4	77 kW (105 PS)	Golf IV 1.2 TSI	05/09-							
Motor CBZB till 14.05.2012	1197	4	77 kW (105 PS)	Golf IV Cabrio	03/11-							
Motor CBZB till 14.05.2012	1197	4	77 kW (105 PS)	Golf Plus 1.2 TSI	11/09-							
Motor CBZB till 14.05.2012	1197	4	77 kW (105 PS)	Touran 1.2 TSI	05/10-							
Motor CBZC	1197	4	66 kW (90 PS)	Polo 1.2 TSI	05/11-							
Motor CBZA from 14.05.2012	1197	4	63 kW (86 PS)	Caddy III 1.2 TSI	09/10-	71,000	1,20 1,20 2,00	910 NIT S 911 CR P 777 NIT S		8950120000 5000	1	STD 0,50
Motor CBZA from 14.05.2012	1197	4	63 kW (86 PS)	Golf IV 1.2 TSI	05/10-							
Motor CBZA from 14.05.2012	1197	4	63 kW (86 PS)	Golf Plus 1.2 TSI	05/10-							
Motor CBZB from 14.05.2012	1197	4	77 kW (105 PS)	Caddy III 1.2 TSI	09/10-							
Motor CBZB from 14.05.2012	1197	4	77 kW (105 PS)	Golf IV 1.2 TSI	05/09-							
Motor CBZB from 14.05.2012	1197	4	77 kW (105 PS)	Golf IV Cabrio	03/11-							
Motor CBZB from 14.05.2012	1197	4	77 kW (105 PS)	Golf Plus 1.2 TSI	11/09-							
Motor CBZB from 14.05.2012	1197	4	77 kW (105 PS)	Touran 1.2 TSI	05/10-							
Motor CJZA	1197	4	77 kW (105 PS)	GOLF VI Cabriolet (517) 1.2 TSI 16V	11/13-	71,000	1,20 1,20 2,00	910 NIT S 931 P 947 EX NIT S		8950970000 2500 5000	1	STD 0,25 0,50
Motor CJZA	1197	4	77 kW (105 PS)	GOLF VII (5G1) 1.2 TSI	11/12-							
Motor CJZA	1197	4	77 kW (105 PS)	GOLF VII Kombi (BA5) 1.2 TSI	05/13-							
Motor CJZB, CYVA	1197	4	63 kW (86 PS)	GOLF VII (5G1) 1.2 TSI	08/12-							
Motor CJZB, CYVA	1197	4	63 kW (86 PS)	GOLF VII Kombi (BA5) 1.2 TSI	05/13-							
Motor CJZD	1197	4	81 kW (110 PS)	POLO (6R, 6C) 1.2 TSI	01/14-							
Motor CYVA	1197	4	63 kW (86 PS)	GOLF SPORTSVAN 1.2 TSI	05/14-							



VOLKSWAGEN

Globally reliable

	ccm										
Motor CNLA, CRJA	1395	4	110 kW (150 PS)	JETTA IV 1.4 TSI Hybrid	04/11-	74,500	1,20 1,20 2,00	910 NIT S PVD 931 P 947 EX NIT S	 8950610000 5000	1	STD 0,50
Motor CPTA	1395	4	103 kW (140 PS)	A3 1.4 TFSI, A3 Cabriolet 1.4 TFSI	03/13-						
Motor CPVA till 02.11.2015	1395	4	90 kW (122 PS)	GOLF VII 1.4 TSI (MultiFuel)	04/13-						
Motor CPVB till 02.11.2015	1395	4	92 kW (125 PS)	GOLF SPORTSVAN 1.4 TSI MultiFuel	04/14-						
Motor CPVB till 02.11.2015	1395	4	92 kW (125 PS)	GOLF VII 1.4 TSI (MultiFuel)	05/14-						
Motor CPWA till 02.11.2015	1395	4	81 kW (110 PS)	GOLF VII 1.4 TGI CNG	06/13-						
Motor CUKB	1395	4	110 kW (150 PS)	GOLF VII (5G1, BE1) 1.4 GTE Hybrid	05/14-	74,500	1,20 1,20 2,00	910 NIT S PVD 911 CR P 777 NIT S	 8950620000 5000	1	STD 0,50
















	ccm										
Motor CHPA from 26.05.2014	1395	4	103 kW (140 PS)	GOLF VII 1.4 TSI	05/13-	74,500	1,20 1,20 2,00	910 NIT S PVD 911 CR P 777 NIT S		8950630000 5000	1 STD 0,50
Motor CMBA, CXSA	1395	4	90 kW (122 PS)	GOLF VII 1.4 TSI	11/12-						
Motor CPTA	1395	4	103 kW (140 PS)	GOLF VII 1.4 TSI	11/12-						
Motor CPVA from 02.11.2015	1395	4	90 kW (122 PS)	GOLF VII 1.4 TSI (MultiFuel)	11/12-						
Motor CPVB from 02.11.2015	1395	4	92 kW (125 PS)	GOLF VII 1.4 TSI (MultiFuel), GOLF SPORTSVAN 1.4 TSI (MultiFuel)	12/13-						
Motor CPWA	1395	4	81 kW (110 PS)	CADDY 1.4 TGI CNG	06/15-						
Motor CPWA from 02.11.2015	1395	4	81 kW (110 PS)	GOLF VII 1.4 TGI CNG	06/13-						
Motor CZCA	1395	4	92 kW (125 PS)	GOLF SPORTSVAN 1.4 TSI	04/14-						
Motor CZCA	1395	4	92 kW (125 PS)	GOLF VI Cabriolet 1.4 TSI	11/13-						
Motor CZCA	1395	4	92 kW (125 PS)	PASSAT 1.4 TSI	11/14-						
Motor CZCA	1395	4	92 kW (125 PS)	SCIROCCO 1.4 TSI	11/13-						
Motor CZCB till 02.11.2015	1395	4	92 kW (125 PS)	CADDY IV 1.4 TSI	05/15-						
Motor CZDA	1395	4	110 kW (150 PS)	BEETLE 1.4 TSI (Cabriolet)	12/14-						
Motor CZDA	1395	4	110 kW (150 PS)	CC 1.4 TSI	05/15-						
Motor CZDA	1395	4	110 kW (150 PS)	GOLF SPORTSVAN 1.4 TSI	02/14-						
Motor CZDA	1395	4	110 kW (150 PS)	GOLF VI Cabriolet 1.4 TSI	11/13-						
Motor CZDA	1395	4	110 kW (150 PS)	SCIROCCO 1.4 TSI	07/15-						
Motor CZDA	1395	4	110 kW (150 PS)	SHARAN 1.4 TSI	05/15-						
Motor CZDA	1395	4	110 kW (150 PS)	TIGUAN 1.4 TSI	05/15-						
Motor CZDA	1395	4	110 kW (150 PS)	TOURAN 1.4 TSI	05/15-						
Motor CZDA from 26.05.2014	1395	4	110 kW (150 PS)	GOLF VII 1.4 TSI	05/14-						
Motor CZDA from 26.05.2014	1395	4	110 kW (150 PS)	GOLF VII 1.4 TSI	05/14-						
Motor CZDA, CZEA	1395	4	110 kW (150 PS)	PASSAT (3G2) 1.4 TSI	11/14-						
Motor CZDA, CZTA	1395	4	110 kW (150 PS)	JETTA IV 1.4 TSI	08/14-						
Motor CZDB	1395	4	92 kW (125 PS)	TIGUAN 1.4 TSI	05/15-						
Motor CZEA	1395	4	110 kW (150 PS)	POLO 1.4 TSI	05/14-						
Motor CZEA from 26.05.2014	1395	4	110 kW (150 PS)	GOLF VII 1.4 TSI	05/14-						
Motor CHPA till 26.05.2014	1395	4	103 kW (140 PS)	GOLF VII 1.4 TSI	05/13-	74,500	1,20 1,20 2,00	910 NIT S 911 CR P 777 NIT S		8950640000 5000	1 STD 0,50
Motor CPTA	1395	4	103 kW (140 PS)	POLO 1.4 TSI	10/12-						
Motor CZCA	1395	4	92 kW (125 PS)	JETTA IV 1.4 TSI	08/14-						
Motor CZCB from 02.11.2015	1395	4	92 kW / 125 PS	CADDY IV 1.4 TSI	05/15-						
Motor CZDA till 26.05.2014	1395	4	110 kW (150 PS)	GOLF VII 1.4 TSI	05/14-						
Motor CZEA till 26.05.2014	1395	4	110 kW (150 PS)	GOLF VII 1.4 TSI	05/14-						
Motor 3F, AAL	1272	4	55 kW (75 PS)	Polo	10/89-07/94	75,000	1,50 1,50 2,50	910 IF CR S 911 FE 777 CR S		8950010000 5000	1 STD 0,50
Motor AAU, AEV	1043	4	33 kW (45 PS)	Polo	09/90-07/94					1000	1,00
Motor ABD	1391	4	44 kW (60 PS)	Golf III, Vento	11/91-07/95						



VOLKSWAGEN

Globally reliable

	ccm										
Motor EP, EU	1296	4	44 kW (60 PS)	Passat, Santana	08/81-04/88	75,000	1,50 1,75 3,00	910 IF CR S 911 FE 777 CR S	 8950400000 5000 1000	1	STD 0,50 1,00
Motor HH, FZ, HJ, GT, FY, GF, GS	1272	4	40/42/44 kW (55/58/ 60 PS)	Golf, Jetta, Derby, Passat, Polo, Santana	78-84	75,000	1,75 2,00 4,00	910 IF CR S 931 FE 777 CR S	 8950020000 5000 1000	1	STD 0,50 1,00
Motor 2G, AAV, GK, GL, HK, HW, MH,NU, NZ	1272	4	29 - 55 kW 40 - 75 PS	Derby, Jetta, Golf, Polo 1.3 Ltr.	83 - 94	75,000	1,75 2,00 3,00	910 IF CR S 931 FE 777 CR S	 8950350000 5000 1000	1	STD 0,50 1,00
Motor HZ	1043	4	37 kW 50 PS	Polo, Golf, Jetta	85-92						
Dieselmotor 1W	1398	4	35 kW (48 PS)	Polo	08/90-07/94	75,000	1,75 2,00	910 IF CR S 911 FE	 8950440000 5000	1	STD 0,50
Dieselmotor MN	1272	4	33 kW (45 PS)	Polo	06/86-07/90		3,00	946 EX	 1000		1,00
Motor ZA, ZP, EP	1296	4	40,5 - 44 kW (55 - 60 PS)	Passat, Santana 1.3	01/78-07/83	75,000	2,00 2,50 4,00	910 IF CR S 930 FE 777 CR S	 8950150000 5000 1000	1	STD 0,50 1,00
Motor BLF, BLP	1598	4	85 kW (115 PS)	TOURAN 1.6 FSI, GOLF V 1.6 FSI, EOS 1.6 FSI, PASSAT 1.6 FSI, JETTA III 1.6 FSI, GOLF PLUS 1.6 FSI	02/03-10/10	76,500	1,20 1,20 2,00	910 IF NIT S 911 P 777 NIT S	 8950700000	1	STD
Motor CAXA	1390	4	90 kW (122 PS)	EOS 1.4 TSI	11/07-						
Motor CAXA	1390	4	90 kW (122 PS)	GOLF PLUS 1.4 TSI, GOLF V 1.4 TSI, GOLF VI Cabriolet 1.4 TSI, JETTA III 1.4 TSI, JETTA IV 1.4 TSI, PASSAT 1.4 TSI, SCIROCCO 1.4 TSI, TIGUAN 1.4 TSI	05/07-						
Motor CMSB	1390	4	90 kW (122 PS)	SCIROCCO 1.4 TSI, JETTA IV 1.4 TSI	08/08-						
Motor BCA	1390	4	55 / 75	Bora 1.4 i 16V Golf IV + V 1.4 i 16V New Beetle 1.4 i 16V Skoda Octavia 1.4i		76,500	1,20 1,20 2,00	910 NIT S 931 P 777 NIT S	 8950960000 5000	1	STD 0,50















	ccm										
Motor BLG	1390	4	125 kW (170 PS)	Touran (1T1, 1T2) 1.4 TSI Jetta III (1K2) 1.4 TSI Golf V Variant (1K5) 1.4 TSI Golf V (1K1) 1.4 TSI Golf Plus (5M1, 521) 1.4 TSI	11/05-10/10	76,500	1,20 1,50 2,00	910 IF NIT S 911 P 777 NIT S		8950030000 5000	1 STD 0,50
Motor BMY	1390	4	103 kW (140 PS)	Touran (1T1, 1T2) 1.4 TSI Jetta III (1K2) 1.4 TSI Golf V Variant (1K5) 1.4 TSI Golf V (1K1) 1.4 TSI Golf Plus (5M1, 521) 1.4 TSI	02/06-10/10						
Motor BWK, CAVA, CTHA	1390	4	110 kW (150 PS)	TIGUAN (5N_) 1.4 TSI	09/07-						
Motor CAVA	1390	4	110 kW (150 PS)	SHARAN (7N) 1.4 TSI	05/10-						
Motor CAVA, CTHA	1390	4	110 kW (150 PS)	JETTA IV (162) 1.4 TSI	04/11-						
Motor CAVB, CTHB	1390	4	125 kW (170 PS)	Touran (1T1, 1T2) 1.4 TSI	11/06-						
Motor CAVC, CTHC	1390	4	103 kW (140 PS)	Touran (1T1, 1T2) 1.4 TSI	02/06-						
Motor CAVD	1390	4	118 kW (160 PS)	GOLF PLUS (5M1, 521) 1.4	06/08-						
Motor CAVD, CNWA, CTHD, CTKA	1390	4	118 kW (160 PS)	BEETLE (5C1) 1.4 TSI BEETLE Cabriolet (5C7) 1.4 TSI	04/11-						
Motor CAVD, CNWA, CTKA, CTHD	1390	4	118 kW (160 PS)	GOLF V Variant (1K5) 1.4 TSI GOLF VI (5K1) 1.4 TSI GOLF VI Cabriolet (517) 1.4 TSI GOLF VI Variant (AJ5) 1.4 TSI	07/08-						
Motor CAVD, CNWA, CTKA, CTHD	1390	4	118 kW (160 PS)	SCIROCCO (137) 1.4 TSI	05/08-						
Motor CAVD, CTHD	1390	4	118 kW (160 PS)	EOS (1F7, 1F8) 1.4 TSI	05/08-						
Motor CAVD, CTHD	1390	4	118 kW (160 PS)	JETTA III (1K2) 1.4 TSI JETTA IV (162) 1.4 TSI	07/08-						
Motor CAVD, CTHD	1390	4	118 kW (160 PS)	TIGUAN (5N_) 1.4 TSI	05/11-						
Motor CAVE	1390	4	132 kW (180 PS)	POLO (6R_) 1.4 GTI	05/10-						
Motor CNWA	1390	4	118 kW (160 PS)	GOLF PLUS (5M1, 521) 1.4 TSI	06/08-						
Motor ADX,	1296	4	40 kW 55 PS	Polo	94 - 95	76,500	1,20 1,50 2,50	910 IF NIT S 931 P 777 CR S		8950770000 5000	1 STD 0,50
Motor AEA, AEE, AHS, ALM, AJV, ARC, ATN, AUS, AVY, AZD, BCB,	1598	4	55 - 92 kW 75 - 125 PS	Golf, Polo, Vento, Caddy, Bora, Lupo 1.6	96 -						
Motor AFK, AFH, AKK, ANM, ANW, APE, AUA, AUB, AUD, AQQ, AEX, AKV, AXP, BCA, BBY, BBZ, ANX, APQ, AHW, AKQ, AXP, ARR, BAG	1390	4	55 - 74 kW (75 - 100 PS)	Lupo, Polo, Caddy, Bora, Golf, New Beetle 1.4 16 V Audi A2 1.4	96 -						
Motor AWY, AZQ, BMD	1198	3	40 - 47 kW 54 - 64 PS	Polo	01 -						
Motor ABU	1598	4	55 kW (75 PS)	Golf III, Vento	92-94	76,500	1,50 1,50 2,50	910 IF CR S 931 FE 777 CR S		8950040000 5000	1 STD 0,50
Dieselmotor 1 G, ACL, DV, 1E, 1 S, CP, DL, DW,	2383	6	52 - 75 kW 70 - 102 PS	Jetta, LT 28, LT 31, LT 35, LT 40, LT 45, LT 50, LT 55, Passat	78 - 95	76,500	1,75 2,00 3,00	910 CR S 911 IF U 947 EX CR		8950320000 5000 1000	1 STD 0,50 1,00
Dieselmotor 1.5	1470	4	37 kW 50 PS		78 - 79						
Dieselmotor 1V, CY, JR, JX, MF, RA, SB, CR, CS, JK, JP, ME	1588	4	37 - 59 kW 50 - 80 PS	Golf, Jetta, Passat, T2, Caddy, Dasher, Rabbit, Santana	80 - 91						
Dieselmotor ANY, AYZ	1191	3	45 kW 61 PS	Lupo	99 -						



VOLKSWAGEN

Globally reliable

	ccm											
Dieselmotor 1G, ACL, DV, 1E, 1S, CP, DL, DW, Dieselmotor AKU, AMF, ATL Dieselmotor ANY, AYZ Dieselmotor CY, MF, JR, JX, 1V, CY, RA, SB, CK, CR, CS, JK, JP, ME	2383 1422 1191 1588	6 3 3 4	52 - 75 kW (70 - 102 PS) 44 - 55 kW 60 - 75 PS 45 kW 61 PS 51 kW (70 PS)	LT 28, LT 31, LT 40, LT 45, LT 50, LT 55 Polo, Lupo Lupo Golf, Jetta, Passat, Santana, Rabbit, Quantum, T2,	09/92- 97 - 99 - 08/81-10/91	76,500	1,75 2,00 3,00	910 CR S 911 IF U CR 947 EX CR	 5000 1000	8950840000 5000 1000	1	STD 0,50 1,00
Motor FD, FB, ZC, ZB, YJ,	1470	4	55 - 63 kW (75 - 85 PS)	Passat, Golf, Scirocco	72 - 80	76,500	2,00 2,50 4,00	910 CR S 930 FE 777 CR S	 5000	8950160000 5000	1	STD 0,50
Motor 113	1192	4	22/25 kW (30/34 PS)	1200, 122, Industriemotor	08/72-78	77,000	2,00 2,00	911 FE 930 FE	 1000	8950070000 1000	1	STD 1,00
Motor 113, AB	1285	4	32.5 kW (44 PS)	1200, 1300, 1303, Karmann Ghia	65-76	77,000	4,00	947 EX FE				
Motor 113	1192	4	25 kW (34 PS)	113, 117, 141, 151, 211, 231, 241	60-70	77,000	2,50 2,50 4,00	911 FE 911 FE 947 EX FE		8950050000	1	STD
Motor 113	1198	4	25 kW (34 PS)	1200	60 - 72							
Dieselmotor AFB, AKN from chassis no. 3B-Y-000 001	2496	6	110 kW (150 PS)	PASSAT (3B2) 2.5 TDI	07/98-11/00	78,300	1,75 2,00 3,00	910 CKS 911 IF U P 947 EX CR	 5000	8950230000 5000	1	STD 0,50
Dieselmotor AFB, AKN from chassis no. 3B-Y-000 001	2496	6	110 kW (150 PS)	PASSAT (3B2) 2.5 TDI Syncro/4motion	12/98-11/00							
Dieselmotor AFB, AKN from chassis no. 3B-Y-000 001	2496	6	110 kW (150 PS)	PASSAT (3B3) 2.5 TDI	11/00-05/05							
Dieselmotor AFB, AKN from chassis no. 3B-Y-000 001	2496	6	110 kW (150 PS)	PASSAT (3B3) 2.5 TDI 4motion	11/00-05/05							
Dieselmotor AFB, AKN from chassis no. 3B-Y-000 001	2496	6	110 kW (150 PS)	PASSAT Variant (3B5) 2.5 TDI	07/98-11/00							
Dieselmotor AFB, AKN from chassis no. 3B-Y-000 001	2496	6	110 kW (150 PS)	PASSAT Variant (3B5) 2.5 TDI Syncro/4motion	12/98-11/00							
Dieselmotor AFB, AKN from chassis no. 3B-Y-000 001	2496	6	110 kW (150 PS)	PASSAT Variant (3B6) 2.5 TDI	11/00-05/05							
Dieselmotor AFB, AKN from chassis no. 3B-Y-000 001	2496	6	110 kW (150 PS)	PASSAT Variant (3B6) 2.5 TDI 4motion	11/00-05/05							
Dieselmotor BAU, BDH	2496	6	132 kW (180 PS)	PASSAT (3B3) 2.5 TDI 4motion	01/03-05/05							
Dieselmotor BAU, BDH	2496	6	132 kW (180 PS)	PASSAT Variant (3B6) 2.5 TDI 4motion	01/03-05/05							
Dieselmotor BDG	2496	6	120 kW (163 PS)	PASSAT (3B3) 2.5 TDI	05/03-05/05							
Dieselmotor BDG	2496	6	120 kW (163 PS)	PASSAT Variant (3B6) 2.5 TDI	05/03-05/05							
Dieselmotor AFB till chassis no. 3B-X-600 000	2496	6	110 kW (150 PS)	PASSAT (3B2) 2.5 TDI	07/98-11/00	78,300	2,50 2,00 3,00	910 IF NIT S 911 IF U P 947 EX CR	 5000	8950730000	1	STD
Dieselmotor AFB till chassis no. 3B-X-600 000	2496	6	110 kW (150 PS)	PASSAT (3B2) 2.5 TDI Syncro/4motion	12/98-11/00							
Dieselmotor AFB till chassis no. 3B-X-600 000	2496	6	110 kW (150 PS)	PASSAT (3B3) 2.5 TDI (4motion)	11/00-05/05							
Dieselmotor AFB till chassis no. 3B-X-600 000	2496	6	110 kW (150 PS)	PASSAT Variant (3B5) 2.5 TDI (Syncro/4motion)	07/98-11/00							
Dieselmotor AFB till chassis no. 3B-X-600 000	2496	6	110 kW (150 PS)	PASSAT Variant (3B6) 2.5 TDI (4motion)	11/00-05/05							














	ccm										
Motor 1.7, EN, ZV	1716	4	57 - 59 kW 78 - 80 PS	Golf, Jetta, Rabbit, Scirocco, Santana	80 - 84	79,500	1,75 2,00 4,00	910 IF CR S 931 FE 777 CR S	 8950170000 5000 1000	1	STD 0,50 1,00
Motor EE, EJ, EF, FN, FR, FP, WV, YG, YH, YK, WV, WY, WZ, YP, YN, YT	1588	4	44-62,5 kW (60-85 PS)	Scirocco, Jetta	75 - 84						
Motor WE	2144	5	85 kW 115 PS	Passat, Santana	77 - 83						
Motor WN	1921	5	84,5 kW 115 PS	Passat, Quantum, Santana	90 - 83						
Dieselmotor CAYA	1598	4	55 kW (75 PS)	POLO (6R_) 1.6 TDI	06/09-	79,500	1,75 2,00 3,00	910 CKS 911 IF U P 947 EX CR P	 8950200000 5000	1	STD 0,50
Dieselmotor CAYB	1598	4	66 kW (90 PS)	GOLF PLUS (5M1, 521) 1.6 TDI	02/09-						
Dieselmotor CAYB	1598	4	66 kW (90 PS)	GOLF VI (5K1) 1.6 TDI	02/09-						
Dieselmotor CAYB	1598	4	66 kW (90 PS)	JETTA III (1K2) 1.6 TDI	12/09-						
Dieselmotor CAYB	1598	4	66 kW (90 PS)	POLO (6R_) 1.6 TDI	06/09-						
Dieselmotor CAYB	1598	4	66 kW (90 PS)	TOURAN (1T3) 1.6 TDI	05/10-						
Dieselmotor CAYC	1598	4	77 kW (105 PS)	BEETLE (5C1) 1.6 TDI	10/11-						
Dieselmotor CAYC	1598	4	77 kW (105 PS)	GOLF PLUS (5M1, 521) 1.6 TDI	03/09-						
Dieselmotor CAYC	1598	4	77 kW (105 PS)	GOLF VI (5K1) 1.6 TDI	02/09-						
Dieselmotor CAYC	1598	4	77 kW (105 PS)	JETTA III (1K2) 1.6 TDI	06/09-						
Dieselmotor CAYC	1598	4	77 kW (105 PS)	JETTA IV (162) 1.6 TDI	02/11-						
Dieselmotor CAYC	1598	4	77 kW (105 PS)	PASSAT (362) 1.6 TDI	08/09-						
Dieselmotor CAYC	1598	4	77 kW (105 PS)	POLO (6R_) 1.6 TDI	06/09-						
Dieselmotor CAYC	1598	4	77 kW (105 PS)	TOURAN (1T3) 1.6 TDI	05/10-						
Dieselmotor CAYD	1598	4	75 kW (102 PS)	CADDY III Kasten (2KA, 2KH, 2CA, 2CH) 1.6 TDI	08/10-						
Dieselmotor CAYE	1598	4	55 kW (75 PS)	CADDY III Kombi (2KB, 2KJ, 2CB, 2CJ) 1.6 TDI	08/10-						
Dieselmotor CLNA	1598	4	77 kW (105 PS)	POLO (6R_) 1.6 TDI	06/09-						
Dieselmotor CLHA	1598	4	77 kW (105 PS)	GOLF VII (5G1) 1.6 TDI	11/12-	79,500	1,75 2,00 2,00	910 CKS 911 IF U P 947 EX NIT S	 8950220000 5000	1	STD 0,50
Dieselmotor CLHA	1598	4	77 kW (105 PS)	GOLF VII (5G1) 1.6 TDI 4motion	11/12-						
Dieselmotor CLHA	1598	4	77 kW (105 PS)	GOLF VII Variant (BA5) 1.6 TDI	05/13-						
Dieselmotor CLHA	1598	4	77 kW (105 PS)	GOLF VII Variant (BA5) 1.6 TDI 4motion	05/13-						
Dieselmotor CLHB, CRKA	1598	4	66 kW (90 PS)	GOLF VII (5G1) 1.6 TDI	05/13-						
Dieselmotor CLHB, CRKA	1598	4	66 kW (90 PS)	GOLF VII Variant (BA5) 1.6 TDI	04/13-						
Dieselmotor CRKB	1598	4	81 kW (110 PS)	GOLF VII (5G1) 1.6 TDI	01/13-						
Dieselmotor CRKB	1598	4	81 kW (110 PS)	GOLF VII (5G1) 1.6 TDI 4motion	01/13-						
Dieselmotor CRKB	1598	4	81 kW (110 PS)	GOLF VII Variant (BA5) 1.6 TDI	05/13-						



VOLKSWAGEN

Globally reliable

	ccm										
Dieselmotor 1X, 1Y, 1Z, AAZ, ABL, AEY, AFN, AHF, AHH, AHU, ALE, ALH, AQM	1896	4	44 - 81 kW 60 - 110 PS	Golf, Passat, Polo, Vento, Sharan, T4, Bora, Jetta, New Beetle	90 -	79,500	1,75 2,00 3,00	910 CR S 911 IF U 947 EX CR		8950480000 5000 1000	1 STD 0,50 1,00
Dieselmotor AEF, AGD, AGP, AGR, AGH, AJM, ANU, ARL, ASV, ASX, ASY, ASZ, ATD, ATJ, AUU, AVB, AVF, AWX, AVQ, AXB, AXC, AXR, AYQ, BJB, BKC, BLT, BRR, BRS, BRU	1896	4	47 - 110 kW 64 - 150 PS	Golf, Caddy, Bora, Sharan, Passat, Polo, Touran, New Beetle, Transporter, Multivan	97 -						
Dieselmotor AJA	2370	5	55 kW 75 PS	T4, California	97 - 03						
Dieselmotor AKU	1716	4	44 kW 60 PS	Lupo, Polo	98 -						
Dieselmotor AMF, ATL, BAY	1422	3	55 kW 75 PS	Lupo, Polo 1.4	99 -						
Dieselmotor AEF, AGD, AGP, AGR, AHG, AJM, ANU, ARL, ASV, ASX, ASY, ASZ, ATD, ATJ, AUU, AVB, AVF, AWX, AVQ, AXB, AXC, AXR, AYQ, BJB, BKC, BLT, BRR, BRS, BRU	1896	4	47 - 110 kW 64 - 150 PS	Golf, Caddy, Polo, Passat, Bora, Sharan, Passat, New Beetle, Transporter, Multivan	94 -	79,500	1,75 2,00 3,00	910 NIT S 911 IF U CR 947 EX NIT S		8950780000	1 STD
Motor 1600	1588	4	55-81 kW (75-110 PS)	Golf, Scirocco, Jetta, Passat, Audi 80, 100		79,500	1,75 2,50 5,00	910 IF CR S 931 P 777 CR S		8950720000 5000	1 STD 0,50
Motor 1600	1588	4	55-81 kW (75-110 PS)	Golf, Scirocco, Jetta, Passat, Audi 80, 100		79,500	2,00 2,50 5,00	910 CR 931 P 777 CR S		8950710000 5000	1 STD 0,50
Motor AHL, ALZ, ANA, ARM, AVU, AYD, BFQ, BFS, BGU, BSE, BSF	1595	4	75 kW (102 PS)	Bora, Golf, Jetta, Caddy, Passat, Touran, New Beetle 1.6	97 -	81,000	1,00 1,20 2,00	910 NIT S 931 P 777 NIT S		8950850000 5000 1000	1 STD 0,50 1,00
Motor ADP, AEH, AEK, AFT, AHL, AKL, ARM	1595	4	74 kW (101 PS)	Golf, Polo, Vento, Passat, Bora	94 - 01	81,000	1,20 1,50 2,00	910 IF NIT S 931 P 777 NIT S		8950750000 5000	1 STD 0,50
Motor 1P, 2H, ABS, ADZ, GU, GX, HV, JV, DS, DX, CZ, EV, GZ, KT, HT, JH, KR, PB, PF, PG, PL, RH,	1781	4	66 - 118 kW 90 - 160 PS	Golf, Jetta, Sharan, Passat, Santana, Vento, Scirocco,	88 -	81,000	1,50 1,75 3,00	910 IF CR S 931 FE 947 EX CR		8950360000 5000 1000	1 STD 0,50 1,00
Motor AAA, AES, AMV, AMY, AQP, AUE, AYL, BDE,	2792	6	103 - 150 kW 140 - 204 PS	Bora, Golf, Sharan California, Transporter	96 -						
Motor AGZ, AQN, AZX,	2324	5	110 - 125 kW 150 - 170 PS	Bora, Golf, Passat, New Beetle	98 -						














	ccm										
Motor 1P, 2H, ABS, ADZ, GU, GX, HV, JV, DS, DX, DZ, EV, GZ, KT, HT, JH, KR, PB, PF, PG, PL, RH, AAM, RP	1781	4	66 - 118 kW 90 - 160 PS	Golf, Jetta, Passat, Sharan, Santana, Vento, Scirocco	88 -	81,000	1,50 1,75 3,00	910 IF CR S 931 FE 777 CR S	 8950370000 2500 5000 1000	1	STD 0,25 0,50 1,00
Motor AAA, AES, AMV, AMY, AQP, AUE, AYL, BDE	2792	6	103 - 150 kW 140 - 204 PS	Bora, Golf, Passat, Sharan, California, Transporter	96 -						
Motor AAC	1998	4	62 kW 84 PS	California, T4	90 -						
Motor AAF, ACU, AET, AEU, APL, AVT	2459	5	81 - 85 kW 110 - 115 PS	California, T4	96 -						
Motor ABN, DT, EZ, EW, EZA, PN, JU, RF	1595	4	51 - 55 kW 69 - 75 PS	Golf, Jetta, Passat, Santana,	87 -						
Motor AGZ, AQN, AZX	2324	5	110 - 125 kW 150 - 170 PS	Bora, Golf, Passat, Sharan	98 -						
Motor JT, KM, KV, KX,	2226	5	77 - 98 kW 105 - 133 PS	Passat, Quantum	83 -						
Motor AEB, AGU, ADR, AGN, ARG, ARX, AUM, AUQ, AWC, AWM, AWT	1781	4	92 - 132 kW (125 - 180 PS)	Passat, Golf, Sharan 1.8 Turbo	10/96-	81,000	1,50 1,75 2,00	910 IF CR S 931 FE 777 NIT S	 8950740000 5000	1	STD 0,50



VOLKSWAGEN

Globally reliable

	ccm										
Dieselmotor AZV	1968	4	100 kW (136 PS)	GOLF PLUS (5M1, 521) 2.0 TDI	05/05-	81,000	1,75 2,00 3,00	910 CKS 911 IF U P 947 EX CR		8950130000 5000	1 STD 0,50
Dieselmotor AZV	1968	4	100 kW (136 PS)	GOLF V (1K1) 2.0 TDI	10/03-11/08						
Dieselmotor AZV	1968	4	100 kW (136 PS)	GOLF V Variant (1K5) 2.0 TDI	06/07-						
Dieselmotor AZV	1968	4	100 kW (136 PS)	JETTA III (1K2) 2.0 TDI	09/05-10/10						
Dieselmotor AZV	1968	4	100 kW (136 PS)	TOURAN (1T1, 1T2) 2.0 TDI	02/03-05/10						
Dieselmotor BDJ, BST	1968	4	51 kW (70 PS)	CADDY III 2.0 SDI	03/04-08/10						
Dieselmotor BDK	1968	4	55 kW (75 PS)	GOLF V (1K1) 2.0 SDI	01/04-11/08						
Dieselmotor BKD	1968	4	103 kW (140 PS)	GOLF PLUS (5M1, 521) 2.0 TDI 16V	01/05-						
Dieselmotor BKD	1968	4	103 kW (140 PS)	GOLF V (1K1) 2.0 TDI 16V	10/03-11/08						
Dieselmotor BKD	1968	4	103 kW (140 PS)	GOLF V (1K1, 1K5) 2.0 TDI 16V 4motion	08/04-						
Dieselmotor BKD	1968	4	103 kW (140 PS)	JETTA III (1K2) 2.0 TDI 16V	08/05-10/10						
Dieselmotor BKD	1968	4	103 kW (140 PS)	TOURAN (1T1, 1T2) 2.0 TDI 16V	08/03-05/10						
Dieselmotor BKP	1968	4	103 kW (140 PS)	PASSAT (3C2, 3C5) 2.0 TDI 16V 4motion	03/05-						
Dieselmotor BMA	1968	4	100 kW (136 PS)	PASSAT (3C2, 3C5) 2.0 TDI	03/05-11/10						
Dieselmotor BMN	1968	4	125 kW (170 PS)	GOLF V (1K1) 2.0 TDI	11/05-11/08						
Dieselmotor BMN	1968	4	125 kW (170 PS)	JETTA III (1K2) 2.0 TDI	10/06-10/10						
Dieselmotor BMN	1968	4	125 kW (170 PS)	TOURAN (1T1, 1T2) 2.0 TDI	12/05-05/10						
Dieselmotor BMR	1968	4	125 kW (170 PS)	PASSAT (3C2, 3C5) 2.0 TDI	08/05-						
Dieselmotor BNZ	2461	4	96 kW (130 PS)	MULTIVAN T5 2.5 TDI 4motion	04/03-11/09						
Dieselmotor BNZ	2461	4	96 kW (130 PS)	TRANSPORTER T5 2.5 TDI 4motion	04/03-11/09						
Dieselmotor BUZ	1968	4	120 kW (163 PS)	PASSAT (3C2, 3C5) 2.0 TDI	08/05-						
Dieselmotor BVE	1968	4	90 kW (122 PS)	PASSAT (3C2, 3C5) 2.0 TDI	08/05-07/06						
Dieselmotor BWV	1968	4	88 kW (120 PS)	PASSAT (3C2, 3C5) 2.0 TDI	11/05-05/07						












	ccm										
Dieselmotor BMM	1968	4	103 kW (140 PS)	CADDY III 2.0 TDI	09/07-08/10	81,000	1,75 2,00 3,00	910 CDS 911 IF U CR 947 EX NIT S	 	8950190000 5000	1 STD 0,50
Dieselmotor BMM	1968	4	103 kW (140 PS)	EOS (1F7, 1F8) 2.0 TDI	06/06-05/08						
Dieselmotor BMM	1968	4	103 kW (140 PS)	GOLF PLUS (5M1, 521) 2.0 TDI	12/05-05/09						
Dieselmotor BMM	1968	4	103 kW (140 PS)	GOLF V (1K1) 2.0 TDI	12/04-11/08						
Dieselmotor BMM	1968	4	103 kW (140 PS)	GOLF V (1K1) 2.0 TDI 4motion	08/04-11/08						
Dieselmotor BMM	1968	4	103 kW (140 PS)	GOLF V Variant (1K5) 2.0 TDI	06/07-						
Dieselmotor BMM	1968	4	103 kW (140 PS)	GOLF VI Variant (AJ5) 2.0 TDI	07/09-						
Dieselmotor BMM	1968	4	103 kW (140 PS)	JETTA III (1K2) 2.0 TDI	10/05-10/10						
Dieselmotor BMM	1968	4	103 kW (140 PS)	TOURAN (1T1, 1T2) 2.0 TDI	12/05-05/10						
Dieselmotor BMP	1968	4	103 kW (140 PS)	PASSAT (3C2) 2.0 TDI	03/05-						
Dieselmotor BMP	1968	4	103 kW (140 PS)	PASSAT (3C2) 2.0 TDI 4motion	03/05-						
Dieselmotor BMP	1968	4	103 kW (140 PS)	PASSAT Variant (3C5) 2.0 TDI	08/05-						
Dieselmotor BMP	1968	4	103 kW (140 PS)	PASSAT Variant (3C5) 2.0 TDI 4motion	08/05-						
Dieselmotor CAAA	1968	4	62 kW (84 PS)	MULTIVAN T5 2.0 TDI	09/09-						
Dieselmotor CAAA	1968	4	62 kW (84 PS)	TRANSPORTER T5 2.0 TDI	09/09-						
Dieselmotor CAAB	1968	4	75 kW (102 PS)	MULTIVAN T5 2.0 TDI	09/09-						
Dieselmotor CAAB	1968	4	75 kW (102 PS)	TRANSPORTER T5 2.0 TDI	09/09-						
Dieselmotor CAAC, CCHA	1968	4	103 kW (140 PS)	MULTIVAN T5 2.0 TDI	09/09-						
Dieselmotor CAAC, CCHA	1968	4	103 kW (140 PS)	TRANSPORTER T5 2.0 TDI	09/09-						
Dieselmotor CAAD	1968	4	84 kW (114 PS)	MULTIVAN T5 2.0 TDI	05/11-						
Dieselmotor CAAD	1968	4	84 kW (114 PS)	TRANSPORTER T5 2.0 TDI	05/11-						
Dieselmotor CAAE, CCHB	1968	4	100 kW (136 PS)	MULTIVAN T5 2.0 TDI	05/10-						
Dieselmotor CAAE, CCHB	1968	4	100 kW (136 PS)	TRANSPORTER T5 2.0 TDI	05/10-						
Dieselmotor CAHA	1968	4	125 kW (170 PS)	A4 Avant (8K5, B8) 2.0 TDI quattro	08/08-						
Dieselmotor CAHA	1968	4	125 kW (170 PS)	A5 (8T3) 2.0 TDI	08/08-						
Dieselmotor CBAA	1968	4	100 kW (136 PS)	GOLF VI (5K1) 2.0 TDI	10/08-11/12						
Dieselmotor CBAA	1968	4	100 kW (136 PS)	PASSAT (3C2) 2.0 TDI	03/05-11/10						
Dieselmotor CBAA	1968	4	100 kW (136 PS)	PASSAT CC (357) 2.0 TDI	06/08-05/11						
Dieselmotor CBAA	1968	4	100 kW (136 PS)	PASSAT Variant (3C5) 2.0 TDI	08/05-11/10						
Dieselmotor CBAA	1968	4	100 kW (136 PS)	TIGUAN (5N_) 2.0 TDI	11/07-						
Dieselmotor CBAB	1968	4	103 kW (140 PS)	EOS (1F7, 1F8) 2.0 TDI 16V	05/08-						
Dieselmotor CBAB	1968	4	103 kW (140 PS)	GOLF VI (5K1) 2.0 TDI	10/08-05/13						
Dieselmotor CBAB	1968	4	103 kW (140 PS)	GOLF VI (5K1) 2.0 TDI 4motion	05/09-11/12						
Dieselmotor CBAB	1968	4	103 kW (140 PS)	PASSAT (3C2) 2.0 TDI 16V	03/05-						
Dieselmotor CBAB	1968	4	103 kW (140 PS)	PASSAT (3C2) 2.0 TDI 16V 4motion	03/05-						
Dieselmotor CBAB	1968	4	103 kW (140 PS)	PASSAT CC (357) 2.0 TDI	06/08-						
Dieselmotor CBAB	1968	4	103 kW (140 PS)	PASSAT CC (357) 2.0 TDI 4motion	08/09-						
Dieselmotor CBAB	1968	4	103 kW (140 PS)	PASSAT Variant (3C5) 2.0 TDI 16V	08/05-						
Dieselmotor CBAB	1968	4	103 kW (140 PS)	PASSAT Variant (3C5) 2.0 TDI 16V 4motion	08/05-						
Dieselmotor CBAB	1968	4	103 kW (140 PS)	TIGUAN (5N_) 2.0 TDI	03/08-						
Dieselmotor CBAB	1968	4	103 kW (140 PS)	TIGUAN (5N_) 2.0 TDI 4motion	09/07-						
Dieselmotor CBAC	1968	4	105 kW (143 PS)	PASSAT (3C2) 2.0 BlueTDI	01/09-						
Dieselmotor CBAC	1968	4	105 kW (143 PS)	PASSAT CC (357) 2.0 BlueTDI	05/09-11/10						
Dieselmotor CBAC	1968	4	105 kW (143 PS)	PASSAT Variant (3C5) 2.0 BlueTDI	01/09-						



VOLKSWAGEN

Globally reliable

	ccm										
Dieselmotor CBBA	1968	4	120 kW (163 PS)	PASSAT CC (357) 2.0 TDI	05/08-11/08						
Dieselmotor CBBA	1968	4	120 kW (163 PS)	TIGUAN (5N_) 2.0 TDI	02/08-08/09						
Dieselmotor CBBB	1968	4	125 kW (170 PS)	GOLF VI (5K1) 2.0 TDI	04/09-11/12						
Dieselmotor CBBB	1968	4	125 kW (170 PS)	PASSAT (3C2) 2.0 TDI	08/05-						
Dieselmotor CBBB	1968	4	125 kW (170 PS)	PASSAT (3C2) 2.0 TDI 4motion	05/09-						
Dieselmotor CBBB	1968	4	125 kW (170 PS)	PASSAT CC (357) 2.0 TDI	06/08-						
Dieselmotor CBBB	1968	4	125 kW (170 PS)	PASSAT CC (357) 2.0 TDI 4motion	11/09-						
Dieselmotor CBBB	1968	4	125 kW (170 PS)	PASSAT Variant (3C5) 2.0 TDI	08/05-						
Dieselmotor CBBB	1968	4	125 kW (170 PS)	PASSAT Variant (3C5) 2.0 TDI 4motion	05/09-						
Dieselmotor CBBB	1968	4	125 kW (170 PS)	SCIROCCO (137) 2.0 TDI	05/09-						
Dieselmotor CBBB	1968	4	125 kW (170 PS)	TIGUAN (5N_) 2.0 TDI 4motion	09/07-						
Dieselmotor CBDA	1968	4	100 kW (136 PS)	GOLF PLUS (5M1, 521) 2.0 TDI	05/05-						
Dieselmotor CBDA	1968	4	100 kW (136 PS)	GOLF V (1K1) 2.0 TDI	10/03-11/08						
Dieselmotor CBDA	1968	4	100 kW (136 PS)	JETTA III (1K2) 2.0 TDI	09/05-10/10						
Dieselmotor CBDB	1968	4	103 kW (140 PS)	GOLF PLUS (5M1, 521) 2.0 TDI 16V	01/05-						
Dieselmotor CBDB	1968	4	103 kW (140 PS)	GOLF V Variant (1K5) 2.0 TDI 16V	06/07-						
Dieselmotor CBDB	1968	4	103 kW (140 PS)	GOLF VI Variant (AJ5) 2.0 TDI 16V	07/09-						
Dieselmotor CBDB	1968	4	103 kW (140 PS)	JETTA III (1K2) 2.0 TDI 16V	08/05-10/10						
Dieselmotor CBDB	1968	4	103 kW (140 PS)	SCIROCCO (137) 2.0 TDI	08/08-						
Dieselmotor CBDC	1968	4	81 kW (110 PS)	GOLF PLUS (5M1, 521) 2.0 TDI	01/09-						
Dieselmotor CBDC	1968	4	81 kW (110 PS)	GOLF VI (5K1) 2.0 TDI	10/08-11/12						
Dieselmotor CBDC	1968	4	81 kW (110 PS)	PASSAT (3C2) 2.0 TDI	11/08-07/10						
Dieselmotor CBDC	1968	4	81 kW (110 PS)	PASSAT Variant (3C5) 2.0 TDI	11/08-11/10						
Dieselmotor CDCA	1968	4	120 kW (163 PS)	AMAROK 2.0 BITDI	09/10-						
Dieselmotor CEGA	1968	4	125 kW (170 PS)	JETTA III (1K2) 2.0 TDI	10/06-10/10						
Dieselmotor CFCA	1968	4	132 kW (180 PS)	MULTIVAN T5 2.0 TDI	09/09-						
Dieselmotor CFCA	1968	4	132 kW (180 PS)	TRANSPORTER T5 2.0 TDI	09/09-						
Dieselmotor CFFA	1968	4	100 kW (136 PS)	CC (358) 2.0 TDI	11/11-						
Dieselmotor CFFA	1968	4	100 kW (136 PS)	EOS (1F7, 1F8) 2.0 TDI	11/10-						
Dieselmotor CFFA	1968	4	100 kW (136 PS)	GOLF VI (5K1) 2.0 TDI	10/08-11/12						
Dieselmotor CFFA	1968	4	100 kW (136 PS)	PASSAT (362) 2.0 TDI	08/10-						
Dieselmotor CFFA	1968	4	100 kW (136 PS)	PASSAT CC (357) 2.0 TDI	06/08-05/11						
Dieselmotor CFFA	1968	4	100 kW (136 PS)	PASSAT Variant (365) 2.0 TDI	08/10						
Dieselmotor CFFA	1968	4	100 kW (136 PS)	SHARAN (7N) 2.0 TDI	05/10-						
Dieselmotor CFFA	1968	4	100 kW (136 PS)	SHARAN (7N) 2.0 TDI 4motion	05/11-05/12						
Dieselmotor CFFA	1968	4	100 kW (136 PS)	TIGUAN (5N_) 2.0 TDI 4motion	11/07-						
Dieselmotor CFFB	1968	4	103 kW (140 PS)	BEETLE (5C1) 2.0 TDI	04/11-						
Dieselmotor CFFB	1968	4	103 kW (140 PS)	BEETLE Cabriolet (5C7) 2.0 TDI	12/12-						
Dieselmotor CFFB	1968	4	103 kW (140 PS)	CC (358) 2.0 TDI	11/11-						
Dieselmotor CFFB	1968	4	103 kW (140 PS)	CC (358) 2.0 TDI 4motion	11/11-						
Dieselmotor CFFB	1968	4	103 kW (140 PS)	EOS (1F7, 1F8) 2.0 TDI 16V	05/08-						
Dieselmotor CFFB	1968	4	103 kW (140 PS)	GOLF VI (5K1) 2.0 TDI	10/08-05/13						
Dieselmotor CFFB	1968	4	103 kW (140 PS)	GOLF VI (5K1) 2.0 TDI 4motion	05/09-11/12						
Dieselmotor CFFB	1968	4	103 kW (140 PS)	JETTA IV (162) 2.0 TDI	02/11-						
















	ccm										
Dieselmotor CFFB	1968	4	103 kW (140 PS)	PASSAT (362) 2.0 TDI	08/10-						
Dieselmotor CFFB	1968	4	103 kW (140 PS)	PASSAT (362) 2.0 TDI 4motion	08/10-						
Dieselmotor CFFB	1968	4	103 kW (140 PS)	PASSAT ALLTRACK (365) 2.0 TDI	01/12-						
Dieselmotor CFFB	1968	4	103 kW (140 PS)	PASSAT ALLTRACK (365) 2.0 TDI 4motion	01/12-						
Dieselmotor CFFB	1968	4	103 kW (140 PS)	PASSAT CC (357) 2.0 TDI	06/08-						
Dieselmotor CFFB	1968	4	103 kW (140 PS)	PASSAT CC (357) 2.0 TDI 4motion	08/09-						
Dieselmotor CFFB	1968	4	103 kW (140 PS)	PASSAT Variant (365) 2.0 TDI	08/10-						
Dieselmotor CFFB	1968	4	103 kW (140 PS)	PASSAT Variant (365) 2.0 TDI 4motion	08/10-						
Dieselmotor CFFB	1968	4	103 kW (140 PS)	SHARAN (7N) 2.0 TDI	05/10-						
Dieselmotor CFFB	1968	4	103 kW (140 PS)	SHARAN (7N) 2.0 TDI 4motion	05/11-						
Dieselmotor CFFB	1968	4	103 kW (140 PS)	TIGUAN (5N_) 2.0 TDI	03/08-						
Dieselmotor CFFB	1968	4	103 kW (140 PS)	TIGUAN (5N_) 2.0 TDI 4motion	09/07-						
Dieselmotor CFFD	1968	4	81 kW (110 PS)	TIGUAN (5N_) 2.0 TDI	05/10-						
Dieselmotor CFFE	1968	4	85 kW (115 PS)	SHARAN (7N) 2.0 TDI	05/11-						
Dieselmotor CFGB	1968	4	125 kW (170 PS)	CC (358) 2.0 TDI	11/11-						
Dieselmotor CFGB	1968	4	125 kW (170 PS)	CC (358) 2.0 TDI 4motion	11/11-						
Dieselmotor CFGB	1968	4	125 kW (170 PS)	GOLF VI (5K1) 2.0 TDI	04/09-11/12						
Dieselmotor CFGB	1968	4	125 kW (170 PS)	PASSAT (362) 2.0 TDI	08/10-						
Dieselmotor CFGB	1968	4	125 kW (170 PS)	PASSAT (362) 2.0 TDI 4motion	08/10-						
Dieselmotor CFGB	1968	4	125 kW (170 PS)	PASSAT ALLTRACK (365) 2.0 TDI 4motion	01/12-						
Dieselmotor CFGB	1968	4	125 kW (170 PS)	PASSAT CC (357) 2.0 TDI	06/08-						
Dieselmotor CFGB	1968	4	125 kW (170 PS)	PASSAT CC (357) 2.0 TDI 4motion	11/09-						
Dieselmotor CFGB	1968	4	125 kW (170 PS)	PASSAT Variant (365) 2.0 TDI	08/10-						
Dieselmotor CFGB	1968	4	125 kW (170 PS)	PASSAT Variant (365) 2.0 TDI 4motion	08/10-						
Dieselmotor CFGB	1968	4	125 kW (170 PS)	SCIROCCO (137) 2.0 TDI	05/09-						
Dieselmotor CFGB	1968	4	125 kW (170 PS)	SHARAN (7N) 2.0 TDI	08/10-						
Dieselmotor CFGB	1968	4	125 kW (170 PS)	TIGUAN (5N_) 2.0 TDI 4motion	09/07-						
Dieselmotor CFGC	1968	4	130 kW (177 PS)	CC (358) 2.0 TDI	12/12-						
Dieselmotor CFGC	1968	4	130 kW (177 PS)	CC (358) 2.0 TDI 4motion	12/12-						
Dieselmotor CFGC	1968	4	130 kW (177 PS)	PASSAT (362) 2.0 TDI	12/12-						
Dieselmotor CFGC	1968	4	130 kW (177 PS)	PASSAT (362) 2.0 TDI	01/13-						
Dieselmotor CFGC	1968	4	130 kW (177 PS)	PASSAT ALLTRACK (365) 2.0 TDI 4motion	01/13-						
Dieselmotor CFGC	1968	4	130 kW (177 PS)	PASSAT Variant (365) 2.0 TDI	12/12-						
Dieselmotor CFGC	1968	4	130 kW (177 PS)	PASSAT Variant (365) 2.0 TDI 4motion	01/13-						
Dieselmotor CFGC	1968	4	130 kW (177 PS)	SCIROCCO (137) 2.0 TDI	01/13-						
Dieselmotor CFGC	1968	4	130 kW (177 PS)	SHARAN (7N) 2.0 TDI	01/13-						
Dieselmotor CFGC	1968	4	130 kW (177 PS)	TIGUAN (5N_) 2.0 TDI 4motion	11/12-						
Dieselmotor CFHB	1968	4	100 kW (136 PS)	GOLF PLUS (5M1, 521) 2.0 TDI	05/05-						
Dieselmotor CFHB	1968	4	100 kW (136 PS)	SCIROCCO (137) 2.0 TDI	11/10-						
Dieselmotor CFHC	1968	4	103 kW (140 PS)	CADDY III 2.0 TDI 16V 4motion	11/10-						
Dieselmotor CFHC	1968	4	103 kW (140 PS)	GOLF PLUS (5M1, 521) 2.0 TDI 16V	01/05-						
Dieselmotor CFHC	1968	4	103 kW (140 PS)	GOLF VI Cabriolet (517) 2.0 TDI	11/11-						
Dieselmotor CFHC	1968	4	103 kW (140 PS)	GOLF VI Variant (AJ5) 2.0 TDI 16V	07/09-						
Dieselmotor CFHC	1968	4	103 kW (140 PS)	JETTA IV (162) 2.0 TDI	02/11-						



VOLKSWAGEN

Globally reliable

	ccm										
Dieselmotor CFHC	1968	4	103 kW (140 PS)	SCIROCCO (137) 2.0 TDI	08/08-						
Dieselmotor CFHC	1968	4	103 kW (140 PS)	TOURAN (1T3) 2.0 TDI	05/10-						
Dieselmotor CFHE	1968	4	62 kW (85 PS)	CADDY III 2.0 TDI	11/10-						
Dieselmotor CFHF	1968	4	81 kW (110 PS)	CADDY III 2.0 TDI 4motion	08/10-						
Dieselmotor CFJA	1968	4	125 kW (170 PS)	CADDY III 2.0 TDI	05/12-						
Dieselmotor CFJA	1968	4	125 kW (170 PS)	TOURAN (1T1, 1T2, 1T3) 2.0 TDI	12/05-						
Dieselmotor CGLB	1968	4	125 kW (170 PS)	Q5 (8R) 2.0 TDI quattro	11/08-						
Dieselmotor CJAA	1968	4	103 kW (140 PS)	BEETLE (5C1) 2.0 TDI	04/11-						
Dieselmotor CJAA	1968	4	103 kW (140 PS)	BEETLE Cabriolet (5C7) 2.0 TDI	12/12-						
Dieselmotor CJAA	1968	4	103 kW (140 PS)	GOLF VI (5K1) 2.0 TDI	10/08-05/13						
Dieselmotor CJAA	1968	4	103 kW (140 PS)	GOLF VI Variant (AJ5) 2.0 TDI 16V	07/09-						
Dieselmotor CJAA	1968	4	103 kW (140 PS)	JETTA III (1K2) 2.0 TDI 16V	08/05-10/10						
Dieselmotor CJAA	1968	4	103 kW (140 PS)	JETTA IV (162) 2.0 TDI	02/11-						
Dieselmotor CKTB	1968	4	80 kW (109 PS)	CRAFTER 30-35-50 2.0 TDI	05/11-						
Dieselmotor CKTC	1968	4	100 kW (136 PS)	CRAFTER 30-35-50 2.0 TDI	05/11-						
Dieselmotor CKUB	1968	4	120 kW (163 PS)	CRAFTER 30-35-50 2.0 TDI	07/11-						
Dieselmotor CKUC	1968	4	105 kW (142 PS)	CRAFTER 30-35-50 2.0 TDI	10/11-						
Dieselmotor CLCA	1968	4	81 kW (110 PS)	CADDY III 2.0 TDI	08/10-						
Dieselmotor CLCA	1968	4	81 kW (110 PS)	GOLF VI (5K1) 2.0 TDI	10/08-11/12						
Dieselmotor CLCA	1968	4	81 kW (110 PS)	GOLF VI Variant (AJ5) 2.0 TDI	01/10-						
Dieselmotor CLCA	1968	4	81 kW (110 PS)	JETTA IV (162) 2.0 TDI	10/10-						
Dieselmotor CLCA	1968	4	81 kW (110 PS)	TOURAN (1T3) 2.0 TDI	11/10-						
Dieselmotor CLCB	1968	4	103 kW (140 PS)	GOLF VI Variant (AJ5) 2.0 TDI 16V	07/09-						
Dieselmotor CLCB	1968	4	103 kW (140 PS)	JETTA IV (162) 2.0 TDI	02/11-						
Dieselmotor CLJA	1968	4	103 kW (140 PS)	TIGUAN (5N_) 2.0 TDI 4motion	09/07-						
Dieselmotor CLLA	1968	4	125 kW (170 PS)	CC (358) 2.0 TDI	11/11-						
Dieselmotor CLLA	1968	4	125 kW (170 PS)	PASSAT (362) 2.0 TDI	08/10-						
Dieselmotor CLLA	1968	4	125 kW (170 PS)	PASSAT (362) 2.0 TDI 4motion	08/10-						
Dieselmotor CLLA	1968	4	125 kW (170 PS)	PASSAT CC (357) 2.0 TDI	06/08-						
Dieselmotor CLLA	1968	4	125 kW (170 PS)	PASSAT Variant (365) 2.0 TDI	08/10-						
Dieselmotor CLLA	1968	4	125 kW (170 PS)	PASSAT Variant (365) 2.0 TDI 4motion	08/10-						
Dieselmotor CNFA, CDBA	1968	4	90 kW (122 PS)	AMAROK 2.0 TDI	09/10-						
Dieselmotor CNFB	1968	4	103 kW (140 PS)	AMAROK 2.0 TDI	07/12-						
Dieselmotor CSHA, CNEA	1968	4	132 kW (180 PS)	AMAROK 2.0 BITDI	11/11-						
Dieselmotor CRBC, CRLB	1968	4	110 kW (150 PS)	GOLF VII (5G1) 2.0 TDI	11/12-	81,000	1,75 2,00	910 CDS 911 IF U CR 947 EX NIT S		8950210000 5000	1 STD 0,50
Dieselmotor CRBC, CRLB	1968	4	110 kW (150 PS)	GOLF VII Variant (BA5) 2.0 TDI	04/13-						
Dieselmotor CRBC, CRLB	1968	4	110 kW (150 PS)	GOLF VII Variant (BA5) 2.0 TDI 4motion	04/13-						
Dieselmotor CRLB	1968	4	110 kW (150 PS)	GOLF VII (5G1) 2.0 TDI 4motion	11/12-						
Dieselmotor CRVA	1968	4	81 kW (110 PS)	GOLF VII (5G1) 2.0 TDI	11/12-						
Dieselmotor CRVA	1968	4	81 kW (110 PS)	GOLF VII Variant (BA5) 2.0 TDI	05/13-						














	ccm										
Motor AAC	1998	4	62 kW (84 PS)	T4	09/90-	81,000	1,75 2,00 3,00	910 IF CR S 931 FE 777 CR S	 	8950490000 5000 1000	1 STD 0,50 1,00
Motor AAF	2459	5	81 kW (110 PS)	T4	11/90-12/93						
Motor AAF	2459	5	81 kW (110 PS)	T4 Syncro	11/92-12/93						
Motor ACU	2459	5	81 kW (110 PS)	T4	94-						
Motor AAC	1968	4	62 kW (84 PS)	TRANSPORTER T4 Bus (70XB, 70XC, 7DB, 7DW) 2.0	09/90-04/03)	81,000	1,75 2,00 3,00	910 IF CR S 931 FE 947 EX CR	 	8950810000 5000	1 STD 0,50
Motor AAC	1968	4	62 kW (84 PS)	TRANSPORTER T4 Kasten (70XA) 2.0	07/90-04/03						
Motor AAC	1968	4	62 kW (84 PS)	TRANSPORTER T4 Pritsche/Fahrgestell (70XD) 2.0	07/90-04/03						
Motor ACU, AEU, AAF	2461	5	81 kW (110 PS)	TRANSPORTER T4 Bus (70XB, 70XC, 7DB, 7DW) 2.5	11/90-04/03						
Motor ACU, AEU, AAF	2461	5	81 kW (110 PS)	TRANSPORTER T4 Bus (70XB, 70XC, 7DB, 7DW) 2.5 Syncro	11/92-04/03						
Motor ACU, AEU, AAF	2461	5	81 kW (110 PS)	TRANSPORTER T4 Kasten (70XA) 2.5	11/90-04/03						
Motor ACU, AEU, AAF	2461	5	81 kW (110 PS)	TRANSPORTER T4 Kasten (70XA) 2.5 Syncro	10/92-04/03						
Motor ACU, AEU, AAF	2461	5	81 kW (110 PS)	TRANSPORTER T4 Pritsche/Fahrgestell (70XD) 2.5	11/90-04/03						
Motor ACU, AEU, AAF	2461	5	81 kW (110 PS)	TRANSPORTER T4 Pritsche/Fahrgestell (70XD) 2.5 Syncro	10/92-04/03						
Motor AET, APL, AVT	2461	5	85 kW (115 PS)	TRANSPORTER T4 Bus (70XB, 70XC, 7DB, 7DW) 2.5	08/96-04/03						
Motor AET, APL, AVT	2461	5	85 kW (115 PS)	TRANSPORTER T4 Bus (70XB, 70XC, 7DB, 7DW) 2.5 Syncro	07/96-04/03						
Motor AET, APL, AVT	2461	5	85 kW (115 PS)	TRANSPORTER T4 Kasten (70XA) 2.5	08/96-04/03						
Motor AET, APL, AVT	2461	5	85 kW (115 PS)	TRANSPORTER T4 Kasten (70XA) 2.5 Syncro	08/96-04/03						
Motor AET, APL, AVT	2461	5	85 kW (115 PS)	TRANSPORTER T4 Pritsche/Fahrgestell (70XD) 2.5	08/96-04/03						
Motor AET, APL, AVT	2461	5	85 kW (115 PS)	TRANSPORTER T4 Pritsche/Fahrgestell (70XD) 2.5 Syncro	08/96-04/03						
Motor PD	1781	4	49 kW (67 PS)	TRANSPORTER T4 Bus (70XB, 70XC, 7DB, 7DW) 1.8	12/90-07/92						



VOLKSWAGEN

Globally reliable

	ccm											
Dieselmotor ACV, AXL	2461	5	75 kW (102 PS)	TRANSPORTER T4 2.5 TDI (Syncro)	09/95-04/03	81,000	2,50	910 IW CKS		8950090000 5000	1	STD 0,50
Dieselmotor AGX	2461	5	55 kW (75 PS)	LT 28-35 II 2.5 SDI	07/96-07/06		2,00 3,00	911 IF U P 947 EX CR				
Dieselmotor AHD	2461	5	75 kW (102 PS)	LT 28-35 II 2.5 TDI	05/96-08/99							
Dieselmotor AHY	2461	5	111 kW (151 PS)	TRANSPORTER T4 2.5 TDI	05/98-04/03							
Dieselmotor AJT	2461	5	65 kW (88 PS)	TRANSPORTER T4 2.5 TDI	12/98-04/03							
Dieselmotor ANJ, AVR	2461	5	80 kW (109 PS)	LT 28-35 II 2.5 TDI	05/99-07/06							
Dieselmotor APA	2461	5	66 kW (90 PS)	LT 28-35 II 2.5 TDI	05/99-07/06							
Dieselmotor AXD	2461	5	96 kW (130 PS)	MULTIVAN T5 2.5 TDI	04/03-11/09							
Dieselmotor AXD from Chassis No. 7H-5-048-001	2461	5	96 kW (130 PS)	TRANSPORTER T5 2.5 TDI	04/03-11/09							
Dieselmotor AXE, BPC	2461	5	128 kW (174 PS)	MULTIVAN T5 2.5 TDI	04/03-11/09							
Dieselmotor AXE, BPC from Chassis No. 7H-5-048-001	2461	5	128 kW (174 PS)	TRANSPORTER T5 2.5 TDI	04/03-11/09							
Dieselmotor BAC, BPE BAC: from Chassis No. 7L-5-040-001	2461	5	128 kW (174 PS)	TOUAREG (7LA, 7L6, 7L7) 2.5 R5 TDI	01/03-05/10							
Dieselmotor BBE	2461	5	61 kW (83 PS)	LT 28-35 II 2.5 TDI	05/01-07/06							
Dieselmotor BBF	2461	5	70 kW (95 PS)	LT 28-35 II 2.5 TDI	05/01-07/06							
Dieselmotor BJJ, CEBA	2461	5	65 kW (88 PS)	CRAFTER 30-35 2.5 TDI	04/06-07/11							
Dieselmotor BJK, CEBA	2461	5	80 kW (109 PS)	CRAFTER 30-35 2.5 TDI	04/06-							
Dieselmotor BJL, CECA	2461	5	100 kW (136 PS)	CRAFTER 30-35 2.5 TDI	04/06-							
Dieselmotor BJM, CECB	2461	5	120 kW (163 PS)	CRAFTER 30-35 2.5 TDI	04/06-07/11							
Dieselmotor BLJ	2461	5	120 kW (163 PS)	MULTIVAN T5 2.5 TDI	11/03-11/09							
Dieselmotor BLJ from Chassis No. 7H-5-048-001	2461	5	120 kW (163 PS)	TRANSPORTER T5 2.5 TDI	11/03-11/09							
Dieselmotor BLK, BPD BLK: from Chassis No. 7L-5-040-001	2461	5	120 kW (163 PS)	TOUAREG (7LA, 7L6, 7L7) 2.5 R5 TDI	08/03-05/10							
Motor ABV	2876	V6	140 kW (190 PS)	Corrado, Golf	91-97	82,000	1,50 1,75 3,00	910 IF CR S 931 FE 947 EX CR		8950510000 5000 1000	1	STD 0,50 1,00



























	ccm										
Motor CCZA	1984	4	147 kW (200 PS)	BEETLE (5C1) 2.0 TSI	04/11-	82,500	1,20 1,20 2,00	910 IF NIT S PVD 931 P 947 EX CKS		8950580000 5000	1 STD 0,50
Motor CCZA	1984	4	147 kW (200 PS)	BEETLE Cabriolet (5C7) 2.0 TSI	12/12-						
Motor CCZA	1984	4	147 kW (200 PS)	GOLF VI Variant (AJ5) 2.0 TSI	07/09-						
Motor CCZA	1984	4	147 kW (200 PS)	JETTA IV (162) 2.0 TSI	12/10-						
Motor CCZA from 01.05.2011	1984	4	147 kW (200 PS)	SHARAN (7N) 2.0 TSI	12/10-						
Motor CCZA from 01.05.2011	1984	4	147 kW (200 PS)	PASSAT CC (357) 2.0 TSI	06/08-						
Motor CDA	1798	4	118 kW (160 PS)	CC (358) 1.8 TSI	11/11-						
Motor CDA	1798	4	118 kW (160 PS)	PASSAT ALLTRACK (365) 1.8 TSI	01/12-						
Motor CDA	1798	4	118 kW (160 PS)	PASSAT CC (357) 1.8 TSI	06/08-11/10						
Motor CDA	1798	4	118 kW (160 PS)	SHARAN (7N) 1.8 TSI	11/11-						
Motor CDA from 01.06.2011	1798	4	118 kW (160 PS)	PASSAT (362) 1.8 TSI	08/10-						
Motor CDA from 01.06.2011	1798	4	118 kW (160 PS)	PASSAT Variant (365) 1.8 TSI	08/10-						
Motor CDA from 01.06.2011	1798	4	118 kW (160 PS)	PASSAT Variant (3C5) 1.8 TSI	05/07-10/11						
Motor CDAB	1798	4	112 kW (152 PS)	PASSAT ALLTRACK (365) 1.8 TSI	01/12-						
Motor CHHA	1984	4	169 kW (230 PS)	GOLF VII (5G1) 2.0 GTI	04/13-	82,500	1,20 1,20 2,00	910 IF NIT S PVD 931 P 947 EX NIT S		8950590000 5000	1 STD 0,50
Motor CHHB	1984	4	162 kW (220 PS)	GOLF VII (5G1) 2.0 GTI	04/13-						
Motor CNTA	1984	4	155 kW (210 PS)	GOLF VII (5G1) 2.0 TSI	11/13-						
Motor CULA	1984	4	132 kW (180 PS)	SCIROCCO (137, 138) 2.0 TSI	11/13-						
Motor CULC	1984	4	162 kW (220 PS)	SCIROCCO (137, 138) 2.0 TSI	11/13-						





















VOLKSWAGEN

























Globally reliable

	ccm										
Motor AGE, ATX, ACK, APR, AQD, AMX, BBG, ATQ, ALG	2771	6	142 kW (193 PS)	Passat 2.8 V6	08/96-11/00	82,500	1,20 1,50 2,00	910 IF NIT S 911 IF FE 777 NIT S	 8950520000 2500 5000	1	STD 0,25 0,50
Motor APK, AQY till chassis no. 1J-3-900-000	1984	4	85 kW (115 PS)	BORA (1J2) 2.0	10/98-05/05						
Motor APK, AQY till chassis no. 1J-3-900-000	1984	4	85 kW (115 PS)	GOLF IV (1J1) 2.0	07/98-06/06						
Motor ATM till engine no. 017994	1984	4	85 kW (115 PS)	SHARAN (7M8, 7M9, 7M6) 2.0	09/95-03/10						
Motor AXW, BLR, BLX, BLY, BVX, BVY, BVZ	1984	4	110 kW (150 PS)	GOLF V (1K1) 2.0 FSI	01/04-11/08						
Motor AXW, BLR, BLX, BLY, BVY, BVZ	1984	4	110 kW (150 PS)	TOURAN (1T1, 1T2) 2.0 FSI	10/03-11/05						
Motor AZH, AZG, AZJ	1984	4	85 kW (115 PS)	BORA (1J2) 2.0	10/98-05/05						
Motor AZH, AZG, AZJ, BEH	1984	4	85 kW (115 PS)	GOLF IV 2.0	07/98-06/06						
Motor AZJ, AQY, AEG, APK, BEJ, AZG, AVH to chassis no. 9C-3-610-500 to chassis no. 1C-3-410-256	1984	4	85 kW (115 PS)	NEW BEETLE (9C1, 1C1) 2.0	01/98-						
Motor BLR, BLY, BVY, BVZ	1984	4	110 kW (150 PS)	GOLF PLUS (5M1, 521) 2.0 FSI	05/05-06/08						
Motor BLR, BLY, BVY, BVZ	1984	4	110 kW (150 PS)	JETTA III (1K2) 2.0 FSI	08/05-10/10						
Motor BLR, BLY, BVY, BVZ	1984	4	110 kW (150 PS)	PASSAT Variant (3C5) 2.0 FSI, PASSAT (3C2) 2.0 FSI	08/05-11/10						
Motor BLX, BLY, BVX	1984	4	110 kW (150 PS)	PASSAT Variant (3C5) 2.0 FSI 4motion, PASSAT (3C2) 2.0 FSI 4motion	09/05-11/10						
Motor BPR, BPS	2480	5	110 kW (150 PS)	NEW BEETLE Cabriolet (1Y7) 2.5, NEW BEETLE (9C1, 1C1) 2.5	07/05-09/10						
Motor BVY, BVZ	1984	4	110 kW (150 PS)	EOS (1F7, 1F8) 2.0 FSI	03/06-05/08						
Motor ALT	1984	4	96 kW (130 PS)	PASSAT (3B3) 2.0	11/01-05/05	82,500	1,20 1,50 2,00	910 IF NIT S PVD 931 P 947 EX NIT S	 8950570000 5000	1	STD 0,50
Motor ALT	1984	4	96 kW (130 PS)	PASSAT Variant (3B6) 2.0	11/01-05/05						
Motor CAWA, CAWB, CCTA	1984	4	125 kW (170 PS)	TIGUAN (5N_) 2.0 TFSI	09/07-						
Motor CAWB till 30.05.2011	1984	4	147 kW (200 PS)	SCIROCCO (137) 2.0 TSI	05/08-11/09						
Motor CAWB, CCTA, CBFA till 30.05.2011	1984	4	147 kW (200 PS)	PASSAT CC (357) 2.0 TSI	06/08-						
Motor CAWB, CCTA, CBFA, CCTA	1984	4	147 kW (200 PS)	EOS (1F7, 1F8) 2.0 TFSI	03/06-						
Motor CAWB, CCTA, CCTB	1984	4	147 kW (200 PS)	PASSAT (3C2) 2.0 FSI	07/05-07/10						
Motor CBFA, CCTA	1984	4	147 kW (200 PS)	BEETLE (5C1) 2.0 TSI	04/11-						
Motor CBFA, CCTA	1984	4	147 kW (200 PS)	GOLF V (1K1) 2.0 GTI	10/04-02/09						
Motor CBFA, CCTA	1984	4	147 kW (200 PS)	JETTA IV (162) 2.0 TSI	12/10-						
Motor CCTA	1984	4	147 kW (200 PS)	GOLF V Variant (1K5) 2.0	06/07-						
Motor CCTA	1984	4	147 kW (200 PS)	JETTA III (1K2) 2.0 TFSI	10/05-10/10						
Motor CDLC, CDLF, CDLG, CRZA	1984	4	188 kW (256 PS)	GOLF VI (5K1) 2.0 R 4motion	11/09-11/13						
Motor CDLF	1984	4	199 kW (270 PS)	GOLF VI (5K1) 2.0 R 4motion	11/09-11/12						
Motor AXX	1984	4	147 kW (200 PS)	GOLF V (1K1) 2.0 GTI	10/04-02/09	82,500	1,20 1,50 2,00	910 IF NIT S PVD 931 947 EX CKS	 8950600000 5000	1	STD 0,50
Motor AXX, BPY	1984	4	147 kW (200 PS)	PASSAT (3C2) 2.0 FSI	07/05-07/10						
Motor AXX, BPY	1984	4	147 kW (200 PS)	PASSAT Variant (3C5) 2.0 FSI	08/05-11/10						
Motor BWA, BPY	1984	4	147 kW (200 PS)	JETTA III (1K2) 2.0 TFSI	10/05-10/10						
Motor 7A	2309	5	125 kW (170 PS)	Audi 90, 100		82,500	1,20 1,75 3,00	910 IF NIT S 931 FE 947 EX CR	 8950550000 5000	1	STD 0,50

	ccm													
Motor 3A	2000	4		Audi 80, 90				82,500	1,50 1,50 2,00	910 IF CR S 931 FE 777 CR S		8950540000 5000	1	STD 0,50
Motor 1900E	1847	4	83-98 kW (113-133 PS)					82,500	1,50 1,75 3,00	910 IF CR S 931 FE 777 CR S		8950530000 2500 5000	1	STD 0,25 0,50
Motor 7A	2309	5		Passat, Audi 80, 90, 100										
Dieselmotor CARA	2967	6	171 kW (233 PS)	PHAETON (3D_) 3.0 V6 TDI 4motion	06/07-			83,000	1,75 2,00 3,00	910 CDS P 911 IF U CR 947 EX NIT S		8950280000	1	STD
Dieselmotor CASA	2967	6	176 kW (240 PS)	TOUAREG (7P5) 3.0 V6 TDI	01/10-									
Dieselmotor CASA, CASC	2967	6	176 kW (240 PS)	TOUAREG (7LA, 7L6, 7L7) 3.0 V6 TDI	11/07-05/10									
Dieselmotor CASB	2967	6	155 kW (211 PS)	TOUAREG (7LA, 7L6, 7L7) 3.0 TDI	04/06-05/10									
Dieselmotor CASD	2967	6	150 kW (204 PS)	TOUAREG (7P5) 3.0 V6 TDI	01/10-									
Dieselmotor CATA	2967	6	165 kW (225 PS)	TOUAREG (7LA, 7L6, 7L7) 3.0 V6 TDI	11/04-05/10									
Dieselmotor CATA	2967	6	165 kW (225 PS)	TOUAREG (7P5) 3.0 V6 TDI	06/10-									
Dieselmotor CEXA	2967	6	176 kW (240 PS)	PHAETON (3D_) 3.0 V6 TDI	11/08									
Dieselmotor CJGD	2967	6	180 kW (245 PS)	TOUAREG (7P5) 3.0 V6 TDI	05/11-			83,000	1,75 2,00 2,00	910 CDS P 911 IF U CR 947 EX NIT S		8950330000	1	STD
Dieselmotor CJMA	2967	6	150 kW (204 PS)	TOUAREG (7P5) 3.0 V6 TDI	01/10-									
Dieselmotor CKDA	4134	8	250 kW (340 PS)	TOUAREG (7P5) 4.2 V8 TDI	01/10-									
Motor 124	1493	4		Käfer 1500, Transporter				83,000	2,00 2,00 4,00	911 P 930 FE 777 CR S		8950080000 5000 1000	1	STD 0,50 1,00
Motor 126	1493	4												
Motor 311	1493	4	32-39 kW (44-54 PS)											
Dieselmotor BKS	2967	6	165 kW (225 PS)	TOUAREG (7LA, 7L6, 7L7) 3.0 V6 TDI	11/04-05/10			83,000	2,00 2,00 3,00	910 IF CKS 911 IF U CR 947 EX NIT S		8950240000	1	STD
Dieselmotor BMK	2967	6	165 kW (224 PS)	PHAETON (3D_) 3.0 V6 TDI 4motion	09/04-									
Dieselmotor BUN	2967	6	155 kW (211 PS)	TOUAREG (7LA, 7L6, 7L7) 3.0 TDI	04/06-05/10									
Motor AZZ, AXJ, AYT, BDL, BFH, BKJ BDB, BHE, BAA, BKK, BKL, BML, BMV, BMX, BRK	3189	6	162 - 177 kW 220 - 241 PS	Touareg, Beetle, Phaeton, Multivan, Golf	02 -			84,000	1,20 1,50 2,00	910 NIT S 931 P 777 NIT S		8950940000	1	STD
Motor BHX, AXQ, BGH	4172	V8	228 - 246 kW 310 - 335 PS	Touareg 4.2 V8 Phaeton 4.2 V8	02-			84,500	1,20 1,50 3,00	910 NIT S 931 P 947 EX NIT S		8950950000	1	STD
Motor	1584	4	32,5/35,5/ 37 kW (44/48/ 50 PS)	181, Käfer 1200, 1303 (USA)	67-07/79			85,500	1,75 2,00 5,00	911 FE 930 FE 947 EX FE		8950260000 1000	1	STD 1,00
Motor 211	1584	4	32,5/34/ 37 kW (44/46/ 50 PS)	245, 247, 251, 253, 255, 261, Clipper, Industriemotor 126 A, Micro-Bus	Aug 79									
Motor 211, AM	1584	4	32,5/34/ 37 kW (44/46/ 50 PS)	Transporter 1600, 211, 231, 245, 247, 251, 253, 255, 261, Clipper, Industriemotor 126 A, Micro-Bus	68-07/79									
Motor 311, AD, AS	1584	4	37 kW (50 PS)	1200, 1300, 1303, 1500, T2 1600	68 - 79			85,500	2,00 2,00 5,00	911 FE 930 FE 777 CR S		8950100000 5000 1000	1	STD 0,50 1,00
Motor CH	1984	4	55 kW (75 PS)	LT 28-281 CH, 283 CH, 285 CH, LT 31-281 CH, LT 35, LT 40	04/75-09/83			86,500	2,00 2,50 5,00	910 CR S 931 FE 947 EX		8950270000 5000 1000	1	STD 0,50 1,00
Motor W	1679	4	59 kW (80 PS)	411 E, 412 E, 914/4, (VW-Porsche)	08/69-07/73			90,000	2,00 2,00 5,00	911 FE 930 FE 947 EX FE		8950300000 5000	1	STD 0,50
Dieselmotor 2L	2446	4	61 kW (83 PS)	Taro	02/89-			92,000	2,00 2,00 4,00	913 NIT S 911 CR P 947 EX NIT S		7997140000	4	STD
Dieselmotor CG	2710	4	48 kW (65 PS)	LT 28 D, LT 31 D, LT 35 D	01/76-03/80			92,000	2,00 2,50 4,00	910 CR S 931 FE 947 EX CR		8936250000 5000 1000	1	STD 0,50 1,00
Motor AP	1795	4	50 kW (68 PS)	T2	08/73-07/75			93,000	2,00 2,00 4,00	911 P 930 FE 947 EX FE		8950310000 5000 1000	1	STD 0,50 1,00
Motor AT	1795	4	55 kW (75 PS)	412, 914,	08/73-07/74									



	ccm											
Dieselmotor AGK, ATA, AUH, BCQ,	2799	4	92 - 116 kW (125 - 158 PSPS)	LT 28 D, LT 35 D, LT 46 D	97 -	93,000	2,50 2,00 3,00	914 CR 911 IW U P 947 EX CR		8950880000	1	STD
Motor GB	1957	4	74 kW (100 PS)	VW-Porsche, 914 2.0		94,000	1,50 1,75 4,00	910 CR S 911 FE 777 CR S		8950990000 5000	1	STD 0,50
Motor DF, DG, DH, GW	1915	4	44 - 66 kW 60 - 90 PS	T 2	82 -	94,000	1,75 2,00	911 FE 930 FE		8950290000 5000	1	STD 0,50
Motor GJ, GD, GE	1970	4	51,5 kW 70 PS	T 2	75-82		4,00	947 EX FE		1000		1,00
Motor DJ, MV, SS, SR	2109	4	64 - 82 kW (87 - 112 PS)	T2 Syncro, Caravelle	85-92	94,000	1,75 2,00 3,50	910 CR 930 FE 946 EX P		8950460000	1	STD
Dieselmotor D 0824, GF	4580	4	75 kW 102 PS	126 A	94 -	102,000	2,50 2,50	910 CR 911 FE		8931210000	1	STD
Dieselmotor D 0826.F, GF, OH	5687	6	110 kW (150 PS)	F 90, G 90, M 90	87 -		4,00	947 EX CR				















	ccm											
Motor B 10 E	1108	4	33 kW (45 PS)	66 DL	75-81	70,000	1,75 2,00 3,50	910 IF CR S 930 FE 777 CR S		8938060000	1	STD
Motor B 13 E	1289	4	42 kW (57 PS)	66 GL	75-81	73,000	1,75 2,00 4,00	910 CR S 911 FE 777 CR S		8938070000	1	STD
Dieselmotor D 4162 T	1560	4	84 kW (115 PS)	C30 1.6 D2	10/10-12/12	75,000	2,50 1,95 2,00	922 CKS 931 P 947 EX CKS		8937620000 5000	1	STD 0,50
Dieselmotor D 4162 T	1560	4	84 kW (115 PS)	S40 II (MS) 1.6 D2	10/10-							
Dieselmotor D 4162 T	1560	4	84 kW (114 PS)	S60 II DRIVe / D2	01/11-							
Dieselmotor D 4162 T	1560	4	84 kW (114 PS)	S80 II (AS) 1.6 DRIVe	06/11-							
Dieselmotor D 4162 T	1560	4	84 kW (114 PS)	V40 Schrägheck D2	03/12-							
Dieselmotor D 4162 T	1560	4	84 kW (114 PS)	V50 (MW) 1.6 D2	01/10-							
Dieselmotor D 4162 T	1560	4	84 kW (115 PS)	V60 1.6 DRIVe	06/11-							
Dieselmotor D 4162 T	1560	4	84 kW (114 PS)	V70 III (BW) 1.6 DRIVe / D2	06/11-							
Motor B 14	1397	4	46/51 kW (63/70 PS)	340	82-	76,000	1,75 2,00 4,00	910 IF CR S 931 FE 777 CR S		8938090000	1	STD
Motor B 14 OE	1397	4	51,5 kW (70 PS)	343, 345	76-82							
Dieselmotor D 24	2383	6	60,5 kW (82 PS)	240, 244, 245, 740	79-	76,500	1,75 2,00 3,00	910 CR S 911 IF U 947 EX CR		8950320000 5000 1000	1	STD 0,50 1,00
Dieselmotor D 24 TD	2383	6	80-90 kW (109-122 PS)	760, 940, 945, 960	82-							
Dieselmotor D 24 TD/TIC	2383	6	85-95 kW (116-129 PS)	780, 960, 980	88-							
Dieselmotor D 16	1596	4	39,5/ 40,5 kW (54/55 PS)	340, 360	84-	78,000	2,00 2,00 3,00	910 CR S 911 FE 947 EX CR		8938270000 5000	1	STD 0,50
Dieselmotor D 16	1596	4	40,5 kW (55 PS)	340, 360	85-							
Dieselmotor F8Q	1870	4	66 kW 90 PS	440, 460 1.9 Li TD	94 - 97	80,000	2,50 2,00 3,00	914 CR 911 FE 947 EX CR		8938340000 5000	1	STD 0,50
Dieselmotor D 4192 T	1870	4	66 kW 89 PS	S 40 1.9TD Rectangular ring	95 - 99	80,000	2,50 2,00 3,00	910 IF CR 911 IF U P 947 EX CR		8951510000	1	STD
Dieselmotor D 4192 T	1870	4	66 kW 89 PSps	S 40 1.9TD Keystone ring	95 - 99	80,000	2,50 2,00 3,00	914 CR 911 IF U P 947 EX CR		8951540000	1	STD
Motor B 5204 T2	1984	5	132 kW 180 PS	850, C70, S 70, V 70	97 -	81,000	1,20 1,50 2,50	910 NIT S 931 P 777 NIT S		8951530000 4000	1	STD 0,40
Motor B 5204 FT	1984	5	132 kW (179 PS)	S 70, V 70 (I)	96-04/98	81,000	1,20 1,75 3,00	910 IF NIT S 931 P 777 CR S		8951360000	1	STD
Motor B 5204 S	1984	5	93 kW (126 PS)	S 40, V 40 (I)	96-							
Motor B 6254 S/G	2473	6	125 kW (170 PS)	960	95-							
Motor B 5234 FT	2319	5	166 kW (225 PS)	850 T5	93-97	81,000	1,50 1,75 3,00	910 IF CR S 931 P 777 CR S		8951460000	1	STD
Motor B 5234 FT	2319	5	166 kW (225 PS)	S 70	96-							
Motor B 172 K, B 18 KP/KPD	1721	4	60,5/64/ 66 kW (82/87/ 90 PS)	340, 360, 440, 460, 480	85-	81,000	1,75 2,00 3,00	910 IF CR S 911 P 777 CR S		8938280000	1	STD
Motor B 18 E/ED/F, F 3 N-230	1721	4	70 kW (95 PS)	480	88-94							
Motor B 18 E/ED/F, F 3 N-230	1721	4	70 kW (95 PS)	440	89-94							
Motor B 18 E/ED/F/ EP/FP, F 3 N-230	1721	4	75/80 kW (102/109 PS)	480, 440, 460	86-92							
Motor B 18 KP	1721	4	66 kW (90 PS)	440	88-							
Motor B 18 KPD	1721	4	64 kW (87 PS)	440	88-							
Motor F 3 N	1721	4	55/70 kW (75/95 PS)	340, 360	87-							



VOLVO

Globally reliable

	ccm										
Dieselmotor D 5244 T till engine no. 327250	2401	5	120 kW (163 PS)	S60 I 2.4 D5	07/01-04/10	81,000	2,00 1,75 3,00	910 CKS 911 IFU MO 947 EX NIT S	 8951010000 5000	1	STD 0,50
Dieselmotor D 5244 T till engine no. 327250	2401	5	120 kW (163 PS)	S80 I (TS, XY) 2.4 D5	08/01-07/06						
Dieselmotor D 5244 T till engine no. 327250	2400	5	120 kW (163 PS)	S80 II (AS) 2.4 D	03/06-						
Dieselmotor D 5244 T till engine no. 327250	2401	5	120 kW (163 PS)	V70 II (SW) 2.4 D5	08/01-08/07						
Dieselmotor D 5244 T till engine no. 327250	2401	5	120 kW (163 PS)	V70 II (SW) 2.4 D5 AWD	03/03-08/07						
Dieselmotor D 5244 T till engine no. 327250	2401	5	120 kW (163 PS)	XC70 CROSS COUNTRY 2.4 D5 XC AWD	09/02-08/07						
Dieselmotor D 5244 T till engine no. 327250	2401	5	120 kW (163 PS)	XC90 I D5	10/02-						
Dieselmotor D 5244 T18 till engine no. 327250	2400	5	147 kW (200 PS)	XC90 I D5	01/11-						
Dieselmotor D 5244 T2 till engine no. 327250	2401	5	96 kW (131 PS)	S60 I 2.4 D	12/01-04/10						
Dieselmotor D 5244 T2 till engine no. 327250	2401	5	96 kW (131 PS)	S80 I (TS, XY) 2.4 D	10/01-07/06						
Dieselmotor D 5244 T2 till engine no. 327250	2401	5	96 kW (131 PS)	V70 II (SW) 2.4 D	12/01-08/07						
Dieselmotor D 5244 T2 till engine no. 327250	2401	5	120 kW (163 PS)	V70 II (SW) 2.4 D5 AWD	03/03-08/07						
Dieselmotor D 5244 T4 till engine no. 327250	2401	5	136 kW (185 PS)	S60 I 2.4 D5	09/05-04/10						
Dieselmotor D 5244 T4 till engine no. 327250	2401	5	136 kW (185 PS)	V70 II, III (SW, BW) 2.4 D5 (AWD)	12/05-						
Dieselmotor D 5244 T4 till engine no. 327250	2401	5	136 kW (185 PS)	XC70 CROSS COUNTRY 2.4 D5 AWD	12/05-08/07						
Dieselmotor D 5244 T4 till engine no. 327250	2400	5	136 kW (185 PS)	XC70 II D5 AWD	08/07-						
Dieselmotor D 5244 T4 till engine no. 327250	2401	5	136 kW (185 PS)	XC90 I D5	05/06-						
Dieselmotor D 5244 T5 till engine no. 327250	2400	5	120 kW (163 PS)	S60 I 2.4 D	09/05-01/09						
Dieselmotor D 5244 T5 till engine no. 327250	2401	5	120 kW (163 PS)	V70 II, III (SW, BW) 2.4 D5 (AWD)	08/01-						
Dieselmotor D 5244 T5 till engine no. 327250	2401	5	120 kW (163 PS)	XC90 I D3 / D5	04/09-						
Dieselmotor D 5244 T7 till engine no. 327250	2401	5	93 kW (126 PS)	S60 I 2.4 D	09/05-04/10						
Dieselmotor D 5244 T7 till engine no. 327250	2400	5	93 kW (126 PS)	V70 II (SW) 2.4 D	05/05-08/07						


















	ccm										
Dieselmotor D 5244 T from engine no. 327251	2401	5	120 kW (163 PS)	S60 I 2.4 D5	07/01-04/10	81,000	2,00 1,75 2,00	910 IF CKS S 911 IFU MO 947 EX NIT S		8951020000 5000	1 STD 0,50
Dieselmotor D 5244 T from engine no. 327251	2401	5	120 kW (163 PS)	S80 I (TS, XY) 2.4 D5	08/01 - 07/06						
Dieselmotor D 5244 T from engine no. 327251	2400	5	120 kW (163 PS)	S80 II (AS) 2.4 D	03/06-						
Dieselmotor D 5244 T from engine no. 327251	2401	5	120 kW (163 PS)	V70 II (SW) 2.4 D5	08/01-08/07						
Dieselmotor D 5244 T from engine no. 327251	2401	5	120 kW (163 PS)	V70 II (SW) 2.4 D5 AWD	03/03-08/07						
Dieselmotor D 5244 T from engine no. 327251	2401	5	120 kW (163 PS)	XC70 CROSS COUNTRY 2.4 D5 XC AWD	09/02-08/07						
Dieselmotor D 5244 T from engine no. 327251	2401	5	120 kW (163 PS)	XC90 I D5	10/02-						
Dieselmotor D 5244 T18 from engine no. 327251	2400	5	147 kW (200 PS)	XC90 I D5	01/11-						
Dieselmotor D 5244 T2 from engine no. 327251	2401	5	96 kW (130 PS)	S60 I 2.4 D	12/01-04/10						
Dieselmotor D 5244 T2 from engine no. 327251	2401	5	96 kW (131 PS)	S80 I (TS, XY) 2.4 D	10/01-07/06						
Dieselmotor D 5244 T2 from engine no. 327251	2401	5	96 kW (131 PS)	V70 II (SW) 2.4 D	12/01-08/07						
Dieselmotor D 5244 T2 from engine no. 327251	2401	5	120 kW (163 PS)	V70 II (SW) 2.4 D5 AWD	03/03-08/07						
Dieselmotor D 5244 T4 from engine no. 327251	2401	5	136 kW (185 PS)	S60 I 2.4 D5	09/05-04/10						
Dieselmotor D 5244 T4 from engine no. 327251	2401	5	136 kW (185 PS)	V70 II, III (SW, BW) 2.4 D5 (AWD)	12/05-						
Dieselmotor D 5244 T4 from engine no. 327251	2401	5	136 kW (185 PS)	XC70 CROSS COUNTRY 2.4 D5 AWD	12/05-08/07						
Dieselmotor D 5244 T4 from engine no. 327251	2400	5	136 kW (185 PS)	XC70 II D5 AWD	08/07-						
Dieselmotor D 5244 T4 from engine no. 327251	2401	5	136 kW (185 PS)	XC90 I D5	05/06-						
Dieselmotor D 5244 T5 from engine no. 327251	2400	5	120 kW (163 PS)	S60 I 2.4 D	09/05-01/09						
Dieselmotor D 5244 T5 from engine no. 327251	2401	5	120 kW (163 PS)	V70 II, III (SW, BW) 2.4 D5 (AWD)	08/01-						
Dieselmotor D 5244 T5 from engine no. 327251	2401	5	120 kW (163 PS)	XC90 I D3 / D5	04/09-						
Dieselmotor D 5244 T7 from engine no. 327251	2401	5	93 kW (126 PS)	S60 I 2.4 D	09/05-04/10						
Dieselmotor D 5244 T7 from engine no. 327251	2400	5	93 kW (126 PS)	V70 II (SW) 2.4 D	05/05-08/07						
Dieselmotor B 5252 F	2435	5	103 kW (140 PS)	850 GLE	93-	82,700	1,20 1,50 2,50	910 IF NIT S 931 P 777 NIT S		8938460000	1 STD
Motor B 18 U	1794	4	66 kW (90 PS)	440, 460	92-96						
Motor B 20 F	1998	4	81 kW (110 PS)	460	93-96						
Motor F7R	1998	4	108 - 110 kW 147 - 150 PS	440, 460							
Motor B 18 U	1794	4	66 kW (90 PS)	440, 460	92-96	82,700	1,50 1,75 3,00	910 IF CR S 911 P 777 CR S		8938400000 5000	1 STD 0,50
Motor B 20 F	1998	4	81 kW (110 PS)	460	93-96						
Motor F7R	1994	4		440, 460							



VOLVO

Globally reliable

	ccm											
Motor B 4184 S	1783	4	85 kW (116 PS)	S 40 I 1.8, V 40	95 - 99	83,000	1,20 1,50 2,50	910 IF NIT S 931 P 777 NIT S		8951520000 4000	1	STD 0,40
Motor B 4204 S + T	1948	4	100 kW (136 PS)	S 40 I 2.0 V 40 I 2.0	95 - 99							
Motor B 5234 T2	2319	5	177 kW (241 PS)	S 70 T5, V 70 T5								
Motor B 5254 T	2435	5	142 - 154 kW (193 - 210 PS)	850 GLE, SE, GLT C 70, S 70, V 70 2.4 Turbo	96 - 02							
Motor B 5252 F	2435	5	103 kW (140 PS)	850 GLE	93-	83,000	1,20 1,75 3,00	910 IF NIT S 931 FE 777 CR S		8951370000 4000	1	STD 0,40
Motor N 2P 25 FS, B 5254 F	2500	5	125 kW (170 PS)	850 GLT	92-							
Motor B 5252	2435	5	105 kW (143 PS)	440, 460, 480, 850, 960	91 - 94	83,000	1,50 1,75 3,00	910 IF CR S 931 FE 777 CR S		8951100000 4000	1	STD 0,40
Motor B 6304 F + G	2922	6	150 kW (204 PS)	960, S 90, V 90	90 - 98							
Motor B 18 A	1780	4	55 kW (75 PS)	PV 544, Amazon, P 121, P 131		84,140	2,00 2,00 4,74	910 CR 930 FE 947		8951150000	1	STD
Motor B 18 B	1780	4	79,5 kW (108 PS)	P 1800	62-69							
Motor B 18 D	1780	4	66 kW (90 PS)	PV 544, Amazon, P 122 S, P 132, P 210, P 221	61-							
Motor B 27 A	2664	V6	92 kW (125 PS)	264		88,000	1,50 2,00 4,00	910 IF CR S 911 FE 777 CR S		8937070000	1	STD
Motor B 27 E	2664	V6	109 kW (148 PS)	262, 264, 265	79-81							
Motor B 27 E	2664	V6	103 kW (140 PS)	264, 265	74-79							
Motor B 200 ET	1986	4	118 kW (160 PS)	360	85-	88,900	1,75 1,75 3,50	910 IF CR S 931 FE 947 EX P		8951120000 1500 3000	1	STD 0,15 0,30
Motor B 200 K	1986	4	75 kW (102 PS)	240, 360	84-							
Motor B 200 K	1986	4	75 kW (102 PS)	360								
Motor B 200, K E	1986	4	84,5/86 kW (115/117 PS)	360	84-							
Motor B 204 FT	1991	4	140 kW (190 PS)	940	02/89-92							
Motor B 204 FT	1991	4	140 kW (190 PS)	960	90-94							
Motor B 19 A	1985	4	66/71 kW (90/97 PS)	242, 244, 245	08/76-83	88,900	1,75 2,00 4,00	910 IF CR S 930 FE 947 EX		8951160000 1500 3000 4000	1	STD 0,15 0,30 0,40
Motor B 19 E	1985	4	73,5/84,5/ 86 kW (100/115/ 117 PS)	242, 244, 245, 360	08/76-77							
Motor B 20 A	1985	4	60,5 kW (82 PS)									
Motor B 20 B	1985	4	73,5 kW (100 PS)									
Motor B 20 E	1985	4	91,5 kW (124 PS)	142, 144, 145, C 202	08/73-74							
Motor B 20 E	1985	4	91,5 kW (124 PS)	242, 244, 245	08/74-							
Motor B 20 A	1991	4	60,5 kW (82 PS)			88,900	2,00 2,00 4,74	910 CR S 930 FE 947 P		8951030000	1	STD
Motor B 20 B	1985	4	73,5 kW (100 PS)									
Motor B 20 E/F	1985	4	91,5 kW (124 PS)									
Motor B 30 E	2978	6	117,5 kW (160 PS)	142, 144, 145, 1800 S, 160, 164, 165, 166, 142 E, 144 E, 164 E	68-08/73							
Motor B 28 A/F	2849	V6	97 kW (132 PS)	264, 265, 760, 780 (USA)	81-90	91,000	1,50 2,00 4,00	910 IF CR S 911 IF FE 947 EX CR		8937340000	1	STD
Motor B 28 E	2849	V6	114/125 kW (155/170 PS)	262, 264, 265, 760, 780	80-90							












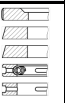



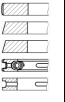





	ccm										
Motor B 21 A	2127	4	73,5/ 78,5 kW (100/107 PS)	240, 242, 244, 245	79-84	92,000	1,75 2,00 4,00	910 IF CR 931 FE 777 NIT S		8951170000 5000 1000	1 STD 0,50 1,00
Motor B 21 A	2127	4	71/73,5 kW (97/100 PS)	242, 244, 245	74-78						
Motor B 21 E	2127	4	79/90,5 kW (108/123 PS)	242, 244, 245	74-83						
Motor B 21 E	2127	4	76 kW (103 PS)	242, 244, 245 (USA)	79-80						
Motor B 21 ET	2127	4	114 kW (155 PS)	240, 244, 245							
Motor B 21 F	2127	4	72 kW (98 PS)	242, 244, 245	79-84						
Motor B 21 FT/FTI	2127	4	105 kW (143 PS)	244 (USA)	80-						
Motor B21	2127	4	71-114 kW (97-155 PS)	242, 244, 245		92,000	2,00 2,00 4,00	910 IF CR S 931 FE 946 EX		8951250000	1 STD
Dieselmotor MD 40 A	3600	6	30-59 kW (42-80 PS)	Marinemotor	78-	92,000	2,50 2,50 4,00	914 CR 931 FE 947 EX CR		8951280000	1 STD
Dieselmotor TAMD 40 A/B, AQAD 40 A	3600	6	114 kW (155 PS)	Marinemotor	78-						
Dieselmotor TD 40/A	3600	6	92 kW (125 PS)	F 406, F 408	78-85						
Dieselmotor TD 41 G	3600	6	92 kW (129 PS)	F 407, F 408	85-88						
Dieselmotor TMD 40 A	3600	6	67-91 kW (91-124 PS)	Marinemotor	78-						
Dieselmotor TMD 40 B/C	3600	6	100 kW (136 PS)	Marinemotor	78-						
Dieselmotor MD 31, MD 31 A	2390	4	46 kW (62 PS)	Marinemotor	86-	92,000	2,50 2,50 4,00	914 CR 911 P 947 EX CR		8951390000	1 STD
Motor 151 A	2489	4	110 kW (150 PS)	Marinemotor	85-	96,000	1,75 1,75 3,50	910 IF CR 931 FE 777 CR S		8951270000 3000 6000	1 STD 0,30 0,60
Motor 171	2316	4	125 kW (170 PS)	Marinemotor	85-						
Motor B 230	2316	4	82,5/86 kW (112/117 PS)	740	86-						
Motor B 230 A/K	2316	4	81-86 kW (110-117 PS)	240, 740							
Motor B 230 E	2316	4	96/98 kW (131/133 PS)	240, 740, 760	05/84-						
Motor B 230 ET	2316	4	134 kW (182 PS)	760 Turbo	05/84-						
Motor B 230 F	2316	4	90 kW (122,5 PS)	240, 740, 760, (USA)	05/84-						
Motor B 230 F/FB/FF/FD/GS/FS/FDI	2316	4	85,5/96 kW (116/130 PS)	240	89-91						
Motor B 230 F/FB/FF/FD/GS/FS/FDI	2316	4	85,5/96 kW (116/130 PS)	740, 760	89-						
Motor B 230 F/FB/FF/FD/GS/FS/FDI	2316	4	85,5/96 kW (116/130 PS)	940	92-95						
Motor B 230 FT	2316	4	121 kW (165 PS)	740, 760, 940	90-						
Motor B 230 FT/GT	2316	4	120 kW (163 PS)	760 Turbo, (USA)	05/84-						
Motor B 234 F	2316	4	114 kW (155 PS)	740 GL 16 V	91-						
Motor B 234 F	2316	4	117 kW (159 PS)	740 GL 16 V	88-90						
Motor B 23 A	2316	4	82,5/84 kW (112/114 PS)	240, 244, 245, 760	81-84	96,000	1,75 2,00 4,00	910 IF CR 931 FE 777 CR S		8951260000 3000 6000	1 STD 0,30 0,60
Motor B 23 A	2316	4	77 kW (104,5 PS)	244	81-84						
Motor B 23 E	2316	4	95-103 kW (129-140 PS)	240, 244, 740	79-05/84						
Motor B 23 ET	2316	4	127 kW (173 PS)	760 Turbo	82-84						
Motor B 23 F	2316	4	90 kW (122,5 PS)	240, 760, (USA)	84-						
Motor B 23 FT	2316	4	115 kW (156,5 PS)	760 Turbo (USA)	82-05/84						
Motor B 23 Sportversion		4									
Motor B 230 FT	2316	4	120 kW (163 PS)	760 Turbo, (USA)	-0,05952381						
Motor MB 23	2316	4	101 kW (137,5 PS)	Marinemotor	78-						



VOLVO

Globally reliable

	ccm											
Dieselmotor D 60	5480	6	84-88,5 kW (115-120 PS)	Traktor B 609, F 609, F 611, 680, 846	74-	98,430	2,38 3,16 4,74	910 IF CR 911 FE 947 EX CR		8951110000	1	STD
Dieselmotor TD 60 A	5480	6	125/ 132,5 kW (170/180 PS)	F 607, F 609, F 613, N 84, B 6 F	74-78							
Dieselmotor TD 60 B	5480	6	125/132 kW (174/180 PS)	F 613, F 614, F 616, F 617, B 6 F, 200 CH	78-85							
Dieselmotor TD 60 C/D/DG, TAMD 60 C	5480	6	108/113 kW (147/154 PS)	F 610, F 611, F 612	78-85							
Dieselmotor TD 61 F/G/GS	5480	6	111-152 kW (152-207 PS)	FL 616, FL 614	86-							
Dieselmotor TID 61 A/ACE, TD 610 G, TD 61 A, TWD 610 G	5480	6	103-150 kW (140-204 PS)		85-							
Dieselmotor TAMD 61 A, TAMD 62 A	5480	6	168-225 kW (228-306 PS)	Marinemotor		98,430	3,16 3,16 4,74	914 CR 911 FE 947 EX CR		8951440000	1	STD
Dieselmotor D 6 A.230, 250, Euro 2	5480	6	132-154 kW (231-252 PS)	FL 611, 612, 613, 614, 608, 618, 619, + L 704		98,430	3,50 2,50 3,50	914 IF CR 911 IF U P 947 EX CR		8951990000	1	STD
Dieselmotor TD 63	5480	6	132-154 kW (180-209 PS)	FL 611, 612, 613, 614, 608, 618, 619, + L 704								
Dieselmotor D 7 A, B	6700	6	210 kW (285 PS)	FL7 + B7R, FL 290		104,770	3,50 2,50 3,50	914 IF CR 911 IF U P 947 EX CR		8951500000	1	STD
Dieselmotor MD 70 C, D 70 CHC, D 70 CRC	6730	6	102/106 kW (139/145 PS)	Marinemotor	78-85	104,780	2,38 3,16 4,74	910 CR 911 FE 947 EX CR		8951060000 1000	1	STD 0,10
Dieselmotor TAMD 70/C	6724	6	128-205 kW (174-280 PS)		74-78							
Dieselmotor TD 70 A	6700	6	136 kW (185 PS)	B 54, B 57, F 86, FB 86, N 86, N 7, Dumper 3500	65-71							
Dieselmotor TD 70 B/C, TMD 70 B	6700	6	152,5 kW (207 PS)	F 86, FB 86, N 86, N 7	71-75							
Dieselmotor TD 70 G/F/FS	6700	6	157/174/ 180 kW (213/236/ 245 PS)	F 7, F 716/T, F 724, F 720, Dumper 5350, B 57, N 7	79-85							
Dieselmotor TMD 70 C	6730	6	110-147 kW (150-200 PS)	Marinemotor	78-85							
Dieselmotor D 70 A	6700	6	106 kW (144 PS)	F 86, N 86	65-71	104,780	2,38 3,16 4,74	910 CR 911 FE 947 EX CR		8951900000 1000	1	STD 0,10
Dieselmotor D 70 B	6700	6	110,5 kW (150 PS)	F 86, N 86								
Dieselmotor MD 70 B	6700	6		Marinemotor			4,74	946				
Dieselmotor TD 70 E/ES	6700	6	155/166 kW (210/225 PS)	F 86, TF 86 T, N 725, TF 86 DTC, TN 7, B 57, Dumper 4500	08/78-	104,780	2,38 3,16 4,74	910 CR 911 FE 947 EX CR		8951240000 1000	1	STD 0,10
Dieselmotor TD 70 E/ES	6700	6	155/166 kW (210/225 PS)	F 86, TF 86 T, N 725, TF 86 TDC, TN 7, B 57, Dumper 4500	74-08/78							
Dieselmotor TD 70 H/HA	6700	6	169 kW (230 PS)	F 7, B 57	85-							
Dieselmotor TD 71 A, TDF 71 F, TD 73 G/E	6700	6	180 kW (245 PS)	F 7, B 57	85-							
Dieselmotor TD 71 FS/FSQ	6700	6										
Dieselmotor TAMD 71	6724	6	110-154 kW (150-210 PS)	Marinemotor		104,780	3,00 2,50 4,00	914 CR 931 FE 947 EX CR		8951300000 1000	1	STD 0,10
Dieselmotor TAMD 71 B	6724	6	163-262 kW (222-357 PS)	Marinemotor								
Dieselmotor TD 73 E	6700	6	169 kW (230 PS)	FS 7-34/7-54								
Dieselmotor TD 73 ES	6700	6	191 kW (260 PS)	FS 7-34/7-54, FS/FL 7-38/7-52								
Dieselmotor TD42		4				105,570	2,38 3,16 4,74	910 CR 910 IF P 947 EX CR		8951210000	1	STD
Dieselmotor TD45		4										
Dieselmotor D 7 C215, D 7 C250, D 7 C290	7300	6	158-213 kW (215-290 PS)	FM 7		107,000	3,50 2,50 3,50	914 CR 911 IF U P 947 EX CR		8951580000	1	STD




































	ccm											
Dieselmotor D 1113 Dieselmotor D 1114		3 4		Traktor 350, 470		111,120	2,38 3,16 3,16 4,74 4,74	910 CR IW 911 P 911 P 947 EX P 946 P		8951050000	1	STD
Dieselmotor D9 A Euro 3 D9 A260/340/380	9364	6	191 - 283 kW 265 - 385 PS	FM 9 , FM 9/260 - 300 - 340 - 380	01 -	120.000	4,00 3,00 3,00	914 IW CR 911 IF U P 947 EX NIT S		8951590000	1	STD
Dieselmotor D 100 A/B, MD 100 B, HD 100 A Dieselmotor TD 100 A	9600	6	122/147 kW (166/200 PS)	N 88, F 88, LN 88, LF 88	65-	120.650	2,38 3,16 3,16 4,74	910 CR 911 FE 911 FE 947 EX CR		8951070000	1	STD
Dieselmotor THD 100 A Dieselmotor THD 100 D, TMD 100 A, THD 101 B	9600 9600	6 6	169/191 kW (230/260 PS) 139/191 kW (189/260 PS) 169/178/ 191 kW (230/242/ 260 PS)	N 88, F 88, NB 88, FB 88, N 10 B 58, B 59 B 10, B 58, B 59, 300 CH, 400 CH	65-75 65-83 75-82							
Dieselmotor TD 100 B Dieselmotor TD 100 BG Dieselmotor TD 100 G/GA/F Dieselmotor TD 101 F/FA/ FD/G/GA Dieselmotor THD 100 THD 101 G/GC/GD Dieselmotor THD 101 K/ KB/MC Dieselmotor THD 101 KC Dieselmotor THD 102 KA/ KB/KF Dieselmotor THD 102 KE Dieselmotor TMD 102/A/C	9600 9600 9599 9599 9600 9600 9600 9600 9600 10414 9599	6 6 6 6 6 6 6 6 6 6 6	207/220 kW (280/300 PS) 200 kW (272 PS) 200 kW (272 PS) 160 -203 kW (218 -276 PS) 203- 228 kW 276-310 PS) 228 kW (310 PS) 210 kW (286 PS) 210 kW (286 PS) 158,3- 200 kW (215-272 PS)	F 10-46, F 10-49, F 10-52, F 10-56, F 1020/38 N 10, F 10, F 88, FB 88 F 10, N 10 F 10 Intercooler, N 10 Intercooler B 10 M/R, 400 CH B 10 M, C 10 M C 10 M B 10 M GAB Truck Marinemotor	74-81 76-81 81-86 81- 82- 81- 07/86-89 06/86- 88-	120.650	2,38 3,16 4,74	910 CR 911 IF CR 947 EX CR		8951200000	1	STD
Dieselmotor TD96		6				120.650	2,38 3,16 3,16 4,74 4,74	910 CR 911 FE 911 FE 947 EX CR 946		8951310000 1000	1	STD 0,10
Dieselmotor TD 102 F/FD/ FDQ/FF/ FH Euro 1 Dieselmotor THD 102 KD, TD 102 FL/ FM/GB	9600 9600	6 6	234 kW (318 PS) 252 kW (343 PS)	F 10, FL 10, N 10 B 10 M	87- 87-	120.650	3,00 3,16 4,74	910 CR 911 FE 947 EX CR		8951230000	1	STD
Dieselmotor TD 103 E/ES/EA Euro 2 Dieselmotor TD 103 KF, KB Euro 1	9600 9600	6 6	235 kW (360 PS) 210-235 kW (285-320 PS)	F 10-38/40/52, NL 10, FL 10, FS 10 Bus B 10 M	92-95 92-95	120.650	3,50 3,16 4,74	914 IF CR 911 FE 947 EX CR		8951290000	1	STD
Dieselmotor DH 10 A Euro 2 Dieselmotor TD 103, D 10 Euro 2	9600 9600	6 6	210-235 kW (285-320 PS) 265 kW (360 PS)	Bus FL 10-360 IC	96- 96-	120.650	4,00 3,16 4,74	914 IF CR 911 FE 947 EX CR		8951400000	1	STD
Dieselmotor D11C330 Dieselmotor D11C370 Dieselmotor D11C410	10800 10800 10800	6 6 6	243 kW (330 PS) 272 kW (370 PS) 302 kW (410 PS)	FM FM 330 FMX 330 FM FM 370 FMX 370 FM FM 410 FMX 410	09/05- 09/05- 09/05-	123.000	3,50 2,50 3,00	914 IF NIT PVD 911 IF U CR 947 EX NIT S		8951630000	1	STD
Dieselmotor D120	12000	6	176,5 kW (240 PS)	F88, F89		130,180	2,38 3,16 3,16 4,74	910 CR 911 FE 911 FE 947 EX CR		8951080000	1	STD



VOLVO

Globally reliable

	ccm											
Dieselmotor TAD 121 CHC	12000	6	238 kW (324 PS)	Marinemotor		130,180	2,38 3,16 4,74	910 CR 911 IF CR 947 EX CR		8951130000	1	STD
Dieselmotor TAMD 121 C/D	12000	6	217-310 kW (295-420 PS)	Marinemotor	83-88							
Dieselmotor TAMD 122 A, TMD 122 A	12000	6	247-331 kW (336-450 PS)	Marinemotor								
Dieselmotor TD 120 A	12000	6	243 kW (330 PS)	F 89, N 12	70-75							
Dieselmotor TD 120 A, TMD 120 A, TAMD 120 A	12000	6	225/243 kW (306/330 PS)	N 12, CH 230	77-81							
Dieselmotor TD 120 C/D/E, TAD 120 BHC, TAMD 120 B	12000	6	225-273 kW (306-371 PS)	F 12-46, F 12-49, F 12-52, F 12-59, F 12-38	77-80							
Dieselmotor TD 120 G/GA, TD 120 F/FC, TD 122 GB/KBE, TAMD 120	12000	6	226,5 - 265 kW (308 - 360 PS)	F 12 Intercooler, CH 230 T	80-84							
Dieselmotor TD 121 F/G/GD, TMD 121 C, 122 GB, 122 KBE	12000	6	243/283 kW (330/385 PS)	N 12, F 12	84-88							
Dieselmotor TD 122 F (USA)/ FH/FL/KHD	12000	6	272 kW (370 PS)	F 12, White GMC								
Dieselmotor TD 122 F/GA/GH	12000	6	262 kW (356 PS)	F 12, L 180K	87-							
Dieselmotor TD 122 FK/ FR/FS/KE	12000	6	291 kW (395 PS)	FS 10, F 12 GL, Intercooler Industriemotor	87-							
Dieselmotor TID 121 FG	12000	6										
Dieselmotor TAD 121 CHC	12000	6	238 kW (324 PS)	Marinemotor		130,180	2,38 3,16 4,74	910 CR 911 FE 947 EX CR		8951470000	1	STD
Dieselmotor TAMD 121 C/D	12000	6	217-310 kW (295-420 PS)	Marinemotor	83-88							
Dieselmotor TAMD 122 A, TMD 122 A	12000	6	247-331 kW (336-450 PS)	Marinemotor								
Dieselmotor TD 120 A	12000	6	243 kW (330 PS)	F 89, N 12	70-75							
Dieselmotor TD 120 A, TMD 120 A, TAMD 120 A	12000	6	225/243 kW (306/330 PS)	N 12, CH 230	77-81							
Dieselmotor TD 120 C/D/E, TAD 120 BHC, TAMD 120 B	12000	6	225-273 kW (306-371 PS)	F 12-46, F 12-49, F 12-52, F 12-59, F 12-38	77-80							
Dieselmotor TD 120 G/GA, TD 120 F/FC, TD 122 GB/KBE, TAMD 120 A/AK/B/C/E/BCC	12000	6	226,5/243/ 265 kW (308/330/ 360 PS)	F 12 Intercooler, CH 230 T	80-84							
Dieselmotor TD 121 F/G/GD, TMD 121 C, 122 GB, 122 KBE	12000	6	243/283 kW (330/385 PS)	N 12, F 12	84-88							
Dieselmotor TD 122 F (USA)/ FH/FL/KHD	12000	6	272 kW (370 PS)	F 12, White GMC								
Dieselmotor TD 122 F/GA/GH	12000	6	262 kW (356 PS)	F 12, L 180K	87-							
Dieselmotor TD 122 FK/ FR/FS/KE	12000	6	291 kW (395 PS)	FS 10, F 12 GL, Intercooler Industriemotor	87-							
Dieselmotor TID 121 FG	12000	6										
Dieselmotor TID 121 KG/P, LG/P, KP/B, LP/B	11979	6	217-305 kW (295-415 PS)	Industriemotor	88-	130,180	3,50 3,16 4,74	914 CR 911 IF CR 947 EX CR		8951320000	1	STD
Dieselmotor TID 121 KG/P, LG/P, KP/B, LP/B	11979	6	217-305 kW (295-415 PS)	Industriemotor	88-	130,180	3,50 3,16 4,74	914 CR 911 FE 947 EX CR		8951480000	1	STD
Dieselmotor TAMD 122 P	11980	6	426 kW (580 PS)	Marinemotor		130,180	4,50 3,16 4,74	914 CR 911 IF CR 947 EX CR		8951410000	1	STD
Dieselmotor TAMD 122 P	11980	6	426 kW (580 PS)	Marinemotor		130,180	4,50 3,16 4,74	914 CR 911 FE 947 EX CR		8951490000	1	STD
Dieselmotor D 13	12800	6	375 - 500 PS	Trucks VN + VHD	08 -	131,000	3,50 2,50 3,00	914 IF NIT S 911 IF U NIT S 947 EX NIT S		8951610000	1	STD

	ccm											
Dieselmotor D13A360, D13B360	12800	6	264 kW (360 PS)	FM 360	09/05-	131.000	3,50 2,50 3,00	914 IF NIT PVD 911 IF U CR 947 EX NIT S		8951640000	1	STD
Dieselmotor D13A400, D13B400	12800	6	294 kW (400 PS)	FH 400, FM 400, FMX 400	09/05-							
Dieselmotor D13A440, D13B440	12800	6	324 kW (440 PS)	FH 440, FMX 440, FM 440	09/05-							
Dieselmotor D13A480	12800	6	353 kW (480 PS)	FH 480, FMX 480,	09/05-							
Dieselmotor D13A520	12800	6	382 kW (520 PS)	FH 520	09/05-							
Dieselmotor D13C380	12800	6	280 kW (380 PS)	FMX 380, FM 380	09/05-							
Dieselmotor D13C420	12800	6	309 kW (420 PS)	FH 420, FH II 420, FM 420, FMX 420	09/05-							
Dieselmotor D13C460	12800	6	338 kW (460 KW)	FH 460, FH II 460, FM 460, FMX 460	09/05-							
Dieselmotor D13C500, D13B500	12800	6	368 kW (500 PS)	FH 500, FH II 500, FM 500, FMX 500	09/05-							
Dieselmotor D13C540	12800	6	397 kW (540 PS)	FH 540, FH II 540, FMX 540, FMX II 540	09/05-							
Dieselmotor D 12 A Euro 2	12100	6	250/280/ 309 kW (340/380/ 420 PS)	FH 12	11/97-	131,000	4,00 3,00	914 IF CR 911 IF U		8951420000	1	STD
Dieselmotor D 12 A Euro 2 /USA	12100	6	250/280/ 309 kW (340/380/ 420 PS)	FH 12 (EU)	94-10/97		4,00	947 EX NIT S				
Dieselmotor D 12 A Euro 2 /USA	12100	6	250/280/ 309 kW (340/380/ 420 PS)	FH 12 (USA)	11/97-							
Dieselmotor TD 162 F/FL/FS TAMD 162	16120	6	342-356 kW (465-485 PS)	F 16 Intercooler	88-	144.000	3,00 3,50 5,00	910 CR 911 IF P 947 EX CR		8951330000	1	STD
Dieselmotor TAMD 162	16120	6	315-381 kW (428-518 PS)	Marinemotor	88-	144.000	4,00	914 IW CR		8951350000	1	STD
Dieselmotor TAMD 162	16120	6	346-405 kW (470-551 PS)	Marinemotor	88-		3,50 5,00	911 IF P 947 EX CR				
Dieselmotor TD 162	16120	6	217-405 kW (295-551 PS)		88-							
Dieselmotor TD 162 AG	16120	6	217-405 kW (295-551 PS)		88-							
Dieselmotor TD 162 FL	16120	6	356 kW (485 PS)	F 16 Intercooler	91-							
Dieselmotor TD 163 ES	16120	6	368 kW (500 PS)	F 16-34/40/43	01/93-94							
Dieselmotor TID 162 AG/AP	16120	6	217-405 kW (295-551 PS)		88-							
Dieselmotor TXD 162	16120	6	390 kW (530 PS)	Marinemotor	92-95							
Dieselmotor D 16 A	16100	6	346-382 kW (470-520 PS)	FH 16	01/97-	144.000	4,50 3,50	914 IW CR 911 IF P		8951430000	1	STD
Dieselmotor D 16 A	16100	6	346-382 kW (470-520 PS)	FH 16	12/94-12/96		5,00	947 EX CR				



VOLVO-BM

Globally reliable



siehe / see / voir Volvo



siehe / see / voir Volvo



siehe / see / voir
Air Compressor
















siehe / see / voir GA3-Wolga



ZETOR

Globally reliable

	ccm											
Aircompressor				Aircompressor		65,000	2,50 2,50 4,00	911 P 931 P 948 P		8958190000	1	STD
Aircompressor				Aircompressor		65,000	2,50 2,50 2,50 4,00	911 P 931 P 931 P 948 P		8958200000	1	STD
Dieselmotor 2001	1560	2		Traktor 5511, 5516, 5545, 5547, 5711, 5718, 5845, 5748		95,000	3,00 3,00 3,00 5,00 5,00	910 CR 911 FE 930 FE 947 EX P 946 P		8958040000	1	STD
Dieselmotor 3001	2340	3										
Dieselmotor 4001	3120	4										
Dieselmotor 5501	4680	6	20,5-44 kW (28-60 PS)									
Dieselmotor 2001	1560	2	17/20,5 kW (23/28 PS)	2011, 2013, 2017, 2023, 2511	60-77	95,000	3,00 3,00 3,00 5,00	910 CR 911 FE 930 FE 947 EX P		8958100000	1	STD
Dieselmotor 3001	2340	3	25/29,5 kW (34/40 PS)	3011, 3013, 3016, 3017, 3045, 3511, 3516, 3545	60-77							
Dieselmotor 4011	3120	4	32/35 kW (44/48 PS)	4011, 4511	60-77							
Dieselmotor 5501	4680	6	38-44 kW (51-60 PS)	5511, 5516, 5545, 5547, 5711, 5718, 5845, 5748	60-77							
Dieselmotor 4701	2591	3		Traktor 4711, 4712, 4718, 5911, 5945, 6711, 6718, 6745, 6748, 6011, 6045		100,000	3,00 3,00 3,00 5,00	910 CR 911 FE 911 FE 947 EX P		8958010000	1	STD
Dieselmotor 6001	3456	4										
Dieselmotor 6201	3556	4										
Dieselmotor 6701	3456	4	31/42 kW (42/57 PS)									
Dieselmotor 4701	2591	3		Traktor 4711, 5945, 6718		100,000	3,00 3,00 3,00 5,00 5,00	910 CR 911 FE 930 FE 947 EX CR 946 P		8958110000	1	STD
Dieselmotor 6701	3456	4	31-42 kW (42-57 PS)									
Dieselmotor 4901	2696	3	26/33 kW (35/45 PS)	4911, 4945		102,000	3,00 3,00 3,00 5,00	910 CR P 911 FE 911 FE 947 EX CR		8958050000	1	STD
Dieselmotor 5201	2696	3		5211, 5245								
Dieselmotor 6901	3595	4	42/45,5 kW (57/62 PS)	6211, 6911, 6245, 6945, 7211, 7245	78-							
Dieselmotor 7201	3595	4		7011, 7045								
Dieselmotor 5201	2696	3	26/34 kW (36/46 PS)	5211, 5245		102,000	3,00 3,00 5,00	910 CR P 911 FE 947 EX CR		8958070000	1	STD
Dieselmotor 7201	3595	4	48 kW (65 PS)	7211, 7245								
Dieselmotor 7701	3922	4	55 kW (75 PS)	7711, 7745	86-							
Dieselmotor	4150	6	18,5-37 kW (25-50 PS)			105,000	3,00 3,00 5,00	914 CR 910 IF P 947 EX CR P		8958120000	1	STD
Dieselmotor	2075	4		25, 50								
Dieselmotor 8601	6842	6	84/87 kW (114/118 PS)	8611, 12011, 12045, 12145	69-	110,000	3,00 3,00 3,00 6,00	910 CR 911 FE 930 FE 947 EX CR		8958020000	1	STD
Dieselmotor GM 01	3421	3	37,5/41 kW (51/56 PS)	8001, 8401	69-							
Dieselmotor GZ 01, 8001	4562	4	55/56 kW (75/76 PS)	8011, 8045	69-							
Dieselmotor 8401	4562	4		Traktor 10045, 16045		110,000	3,00 3,00 6,00	910 CR 911 FE 947 EX CR		8958030000	1	STD
Dieselmotor 8602	6842	6	53-110,5 kW (72,5- 150 PS)									
Dieselmotor 8401	4562	4		Traktor 8111, 8145, 9111, 9145, 10111, 10145, 12111, 12145, 14145, 16145		110,000	3,00 3,00 6,00	914 CR 911 FE 947 EX CR		8958060000	1	STD
Dieselmotor 8402	4562	4										
Dieselmotor 8602	6842	6										
Dieselmotor 8701	6842	6	59-116 kW (80-158 PS)									

	ccm											
Dieselmotor 8004		4				110,000	3,00	914 CR		8958130000	1	STD
Dieselmotor 8403		4					3,00	911 FE				
Dieselmotor 8604		6					4,00	947 EX CR				
Dieselmotor 8703		6										

Damit ein instandgesetzter Motor die gewünschte Zuverlässigkeit und Langlebigkeit erhält ist es sehr wichtig, dass beste Materialien verwendet werden und der Monteur diese sicher einbauen kann. Damit die hohe Qualität der NE-Produkte zum Tragen kommt, muss der Monteur bei der Instandsetzung mit größter Sorgfalt und entsprechendem technischen Verständnis vorgehen.

Alle Original NE-Kolben werden einbaufertig geliefert. Mit den passenden Kolbenringen, Kolbenbolzen und Kolbenbolzensicherungen.



Kolbenformen

Die Mulden- und Kolbenoberflächengeometrie hat einen wesentlichen Einfluss auf die Gemischbildung und die Verbrennung. Dies gilt im Besonderen bei Dieselmotoren, da hier bei einem hohen Verdichtungsverhältnis und einem typischerweise flachen Zylinderkopf der gesamte Brennraum in der Kolbenmulde untergebracht werden muss. Durch die Kolbenmulde wird neben der Brennraumform auch die Festigkeit des Kolbenbodens definiert. Vor allem bei Aluminiumkolben, die zurzeit aus Gewichtsgründen zum Einsatz kom-

men, bedingt dies technisch anspruchsvolle Lösungen, die Produkte von NE liefern.

Neben Aluminiumkolben sind bei Dieselmotoren auch Stahlkolben und Kolben aus Grauguss im Einsatz.

Moderne aufgeladene Motoren benötigen zur Kühlung eine Kolbenspritze mit zusätzlichem Kolbenkühlkanal.

Im Lieferprogramm von NE finden Sie alle Ausführungen der Kolben in gewohnter NE-Qualität.




Kolbenringe

Kolbenringe dienen als Dichtelement zwischen dem Verbrennungsraum und dem Kurbelraum des Triebwerks. Darüber hinaus dienen Sie der Kontrolle des Ölfilms.

Bei der Montage der Ringe auf den Kolben muss darauf geachtet werden, dass die

Ringe nicht übermäßig gespreizt werden, da sonst die Funktion der Ringe beeinträchtigt werden kann. Aus diesem Grund werden alle unsere Kolben mit NE-Ringen bestückt ausgeliefert.



Zylinderlaufbuchsen

Zylinderlaufbuchsen und Kolben müssen perfekt aufeinander abgestimmt sein, damit in diesem komplexen tribologischen System eine lange Lebensdauer garantiert werden kann.

Zylinderlaufbuchsen gibt es als nasse oder trockene Buchsen, vorbereitete oder fertig gehonte Buchsen sowie als Rippenzylinder.



Assemblies

Der Kolben, die Kolbenringe, Kolbenbolzen, Kolbenbolzensicherung und Zylinderlaufbuchse bilden das NE Assembly, das wir einbaufertig liefern.

Die Assemblies unterliegen bei der Zusammenstellung strengen Qualitätsprüfungen. Bei Lagerung, Weiterverkauf und Einbau müssen Stöße vermieden werden.










EXCESSIVE OIL CONSUMPTION

OIL LEAKING INTO THE INTAKE AND EXHAUST SYSTEM

OIL LEAKING INTO COMBUSTION CHAMBER

OIL FAILING

		Turbocharger		Piston Ring				Piston			Cylinder	Valve	Valve guide	Valve seal					
																			
Problem		Worn shaft	Sealing degradation	Scuffing	Excessively closed gap	Breakage	Deformation	Decreased PT	Anomalous wear	Ring sticking	Carbon deposition	Piston scuffing	Worn ring groove	Deformation	Wear	Wear	Wear	Degradation	Wear
Inappropriate use	Intake dust	●	●	×	×	×		×	●	×	×		●		●	●	●	×	●
	Foreign matter in the fuel			×	×	×		×	●	×	×		●		●				
	Unsuitable oil	●	●	●	×	×		×	●	●	●		●		●	●	●	×	●
	Inferior fuel			×					×	×	●		●		●			×	●
	Overloading			×				×	×	×	×	●			×				
	High-load low engine speed							×	●	×	×	●			×				
	Overrevving			×		●						●	×						
	Overheating			×		×		×		×	×	●						×	
Inadequate Maintenance	Engine oil																		
	Deterioration	×	×	×	×	×		×	●	×	×	×	×		●	●	●	×	●
	Foreign matter mingling	●	●		×	×		×	●	×	×				●	●	●		●
	Insufficient quantity	×	×					×	●										
	Intake																		
	Dust contamination	●	●		×	×		×	●	×	×				●	×	×	×	×
Cleaner clogging	●	●		×	×		×	●	×	×				●	×	×	×	×	●
Cooling water																			
Insufficient quantity				●				×	×	×		●		×					
Anomaly			×		×				×			●	●						
Others	Parts																		
	Past its life span				×		●			×				●	×	×	×	×	×
	Misassembly			×		×	×	×	×	×			×	●					×
Wrong part assembled			×	●	×	×	×	×	×		×								

● direct cause × indirect cause

In order to achieve in an overhauled or repaired engine the expected reliability and lifetime, it is essential to use only the best components and to make sure the mechanic can install these components easily. For a successful overhaul or repair it is necessary that the mechanic is doing the repair with greatest care and technical knowledge.

All Original NE-pistons will be supplied preassembled, with the appropriate piston rings, piston pins and circlips.



Piston types

The influence of the piston crown design (gasoline) or the piston bowl geometry (diesel) on carburation and combustion is fundamental. Especially Diesel engines with their high compression ratio have normally a flat cylinder head so that the complete burn process has to take place in the piston bowl. The design of the piston bowl geometry (diesel) defines the combustion chamber and also defines the strength of the piston crown. Especially for aluminum pistons, which are more and more used because of their reduced weight, sophisti-

cated solutions and designs are needed to realize the light weight design – NE-products offer you these solutions.

Further to aluminum pistons also steel pistons and cast iron pistons are used for Diesel engines.


Pistons for modern turbo-charged engines need an oil jet nozzle cooling plus an additional cooling channel in the piston. NE's program offers you all versions of pistons in the well-known NE-quality.



Piston rings

Piston rings serve as sealing element between combustion chamber and crank case and they control the oil film. When mounting the rings on the piston they must not be excessively stretched as this may

damage their operation performance and lifetime. For this reason, all our pistons will be supplied equipped with NE-rings.



Cylinder liners

The combination of piston and liner has to be perfectly optimized in order to guarantee a long lifetime of this complex tribological system. Cylinder liners are available

as wet liners, dry liners, with semi-finished or finished (honed) bore or as finned cylinders.



Assemblies








We supply a “ready-to-install”-NE-assembly, consisting of a piston, the piston rings, bolt, retainer and cylinder liner.

These assemblies are submitted to severe quality checks when put together. Please take care to avoid jars when stocking, selling and installing the part!



EXCESSIVE OIL CONSUMPTION



		Turbocharger		Piston Ring					Piston			Cylinder	Valve	Valve guide	Valve seal					
																				
Problem		Worn shaft	Sealing degradation	Scuffing	Excessively closed gap	Breakage	Deformation	Decreased PT	Anomalous wear	Ring sticking	Carbon deposition	Piston scuffing	Worn ring groove	Deformation	Wear	Wear	Wear	Degradation	Wear	
Inappropriate use	Intake dust	●	●	✘	✘	✘		✘	●	✘	✘		●		●	●	✘	●		
	Foreign matter in the fuel			✘	✘	✘		✘	●	✘	✘		●		●					
	Unsuitable oil	●	●	●	✘	✘		✘	●	●	●		●		●	●	✘	●		
	Inferior fuel			✘					✘	✘	●		●		●		✘	●		
	Overloading			✘				✘	✘	✘	●			✘						
	High-load low engine speed							✘	●	✘	✘	●		✘						
	Overrevving			✘		●						●	✘							
	Overheating			✘		✘		✘		✘	✘	●						✘		
Inadequate Maintenance	Engine oil																			
	Deterioration	✘	✘	✘	✘	✘		✘	●	✘	✘	✘	✘		●	●	●	✘	●	
	Foreign matter mingling	●	●		✘	✘		✘	●	✘	✘				●	●	●		●	
	Insufficient quantity	✘	✘					✘	●											
	Intake																			
	Dust contamination	●	●		✘	✘		✘	●	✘	✘				●	✘	✘	✘	✘	●
	Cleaner clogging	●	●		✘	✘		✘	●	✘	✘				●	✘	✘	✘	✘	●
Cooling water																				
Insufficient quantity			●				✘	✘	✘		●		✘							
Anomaly			✘		✘			✘			●	●								
Others	Parts																			
	Past its life span				✘		●			✘				●	✘	✘	✘	✘	✘	
	Misassembly			✘		✘	✘	✘	✘	✘		✘	●						✘	
Wrong part assembled			✘	●	✘	✘	✘	✘	✘	✘	✘									

● direct cause ✘ indirect cause

Pour qu'un moteur reconditionné reçoive la fiabilité et la durabilité souhaitée, il est très important d'utiliser les meilleurs matériaux et afin que le technicien peut installer ceux-ci en toute sécurité.

Pour garantir la qualité des produits NE, l'installateur doit procéder à la réparation avec le plus grand soin et la compréhension technique appropriée.

Tous les pistons NE sont livrés prêts à monter. Avec des segments assortis au piston, l'axe et la tige de sécurité de piston.



Formes de piston

La géométrie de la chambre de combustion et celle de la surface de piston ont une influence significative sur la carburation et la combustion. Ceci s'applique en particulier dans les moteurs diesel, car la chambre de combustion doit être entièrement logée dans la cavité de piston à un taux de compression élevé et une tête de cylindre plate. À travers la cavité de piston se définit la forme de la chambre de combustion et aussi la résistance de la tête de piston. Surtout avec des pistons en aluminium, qui s'utilisent actuellement

pour des raisons de poids, ce qui nécessite des solutions techniques sophistiquées, qui offrent des produits de NE.

Outre les pistons en aluminium, dans les moteurs diesel s'utilisent aussi des pistons en fonte et en acier.

Les moteurs suralimentés modernes ont besoin pour refroidir d'une seringue à piston avec un canal supplémentaire de refroidissement.

Dans la gamme de produits de NE, vous trouvez toutes les versions des pistons dans la qualité habituelle de NE.




Segments de piston

Les segments de piston sont utilisés en tant qu'élément d'étanchéité entre la chambre de combustion et le carter du vilebrequin. En outre, ils servent au contrôle du film d'huile.

Lors du montage des segments sur le

piston, il est primordial que les segments ne doivent pas être écartés successivement, sinon cela entraîne des déformations irréparables au niveau de segment. Pour cette raison, tous nos segments de piston NE sont fournis prêts à monter.



Chemises de cylindre

Chemises de cylindre et des pistons doivent être parfaitement adaptées, pour garantir une longue durée de vie dans ce système tribologique complexe.

Les chemises de cylindre sont disponibles soit sèches ou humides, semi ou finie, bague polies ainsi comme cylindre à ailettes.



Ensemble

Le piston, les segments de piston, axes de piston, la tige de piston et la chemise forment l'ensemble de NE que nous fournissons prêt à monter.

Les ensembles sont soumis à des contrôles de qualité stricts. Pendant le stockage, la revente et l'installation les chocs doivent être évités.










CONSOMMATION EXCESSIVE D'HUILE

FUITE D'HUILE DANS L'ADMISSION ET LE SYSTÈME D'ÉCHAPPEMENT

FUITE D'HUILE DANS LA CHAMBRE DE COMBUSTION

MANQUE D'HUILE

		Turbo-compresseur		Segment de piston				Piston				Cylindre	Soupape	Guide de soupape	Joint de soupape				
																			
Problème		arbre usé	joint endommagé	érosion	écartement trop fermé	rupture	déformation	PT réduit	usure anormale	adhérence du segment	dépôt de carbone sur la couronne de piston	érosion du piston	segment usé piston rainuré	déformation	usure	usure	usure	dégradation	usure
Utilisation inappropriée	poussière d'admission	●	●	×	×	×		×	●	×	×		●		●	●	●	×	●
	substance étrangère dans le carburant			×	×	×		×	●	×	×		●		●				
	huile inappropriée	●	●	●	×	×		×	●	●	●		●		●	●	●	×	●
	carburant de qualité inférieure			×					×	×	●		●		●			×	●
	surcharge			×				×	×	×	×	●			×				
	régime moteur faible à forte charge							×	●	×	×	●			×				
	surrégime			×		●						●	×						
Maintenance insuffisante	détérioration	×	×	×	×	×	×	×	●	×	×	×	×		●	●	●	×	●
	substance étrangère incorporée	●	●		×	×		×	●	×	×				●	●	●		●
	quantité insuffisante	×	×					×	●										
	contamination par la poussière	●	●		×	×		×	●	×	×				●	×	×	×	●
	engorgement épurateur	●	●		×	×		×	●	×	×				●	×	×	×	●
	quantité insuffisante			●				×	×	×		●			×				
	anomalie			×		×			×			●	●						
Autres	a dépassé sa durée de vie				×		●			×				●	×	×	×	×	×
	montage erroné			×		×	×	×	×	×			×	●					×
	mauvaise pièce montée			×	●	×	×	×	×	×		×							

● cause directe × cause indirecte

INFORMACIONES ACERCA DEL PRODUCTO

Para que un motor reacondicionado logre la deseada larga vida útil y confiabilidad son determinantes la utilización de los mejores materiales y la calidad del trabajo del técnico de montaje.

Para que la alta calidad de los productos NE surta efecto es preciso que el mecánico realice el montaje con la debida diligencia y proceda con la correspondiente idoneidad técnica.

Todos los pistones originales NE son suministrados montados con los correspondientes segmentos de pistón, bulones y sus seguros.



Tipos de pistón

Las cavidades y la geometría de las superficies tienen efectos sobre la formación de la mezcla y la combustión. Esto tiene validez en especial para motores diésel debido a la alta relación de compresión y a la forma típicamente plana de la culata en toda la cámara de combustión en la cual se ubican las cavidades del pistón. A través de las cavidades del pistón se definen la cámara de combustión así como la firmeza del fondo del pistón.

Sobre todo en pistones de aluminio, los cuales son muy utilizados en la actuali-

dad a causa de su peso, son requeridas soluciones técnicas muy exigentes que suministran los productos NE.

En motores diésel son utilizados además de pistones de aluminio, pistones de acero y pistones de fundición gris.

Los motores turboalimentados modernos precisan para su refrigeración pistones con canales de refrigeración por aceite.


En el programa de productos NE encontrará todos los requerimientos de los pistones en la acostumbrada calidad NE.



Anillos de pistón

Los anillos de pistón tienen por misión estanqueizar la cámara de combustión para separarla de la cámara del cigüeñal. Además de ello los anillos sirven para el control del film de aceite. Al momento del montaje de los anillos en

el pistón se debe cuidar de no abrirlos en exceso, de lo contrario pueden verse dañados en sus propiedades y funciones. Por esta razón es que nuestros pistones son suministrados con anillos NE ya montados.



Camisas de cilindro

Las camisas de cilindro y los pistones deben ajustarse recíprocamente en forma perfecta, para que en el complejo sistema tribológico se pueda garantizar una larga

vida útil. Las camisas de cilindros las hay secas y húmedas, semiacabadas y listas, como así también con aletas.



Conjunto pistón

El conjunto de pistón NE-Assembly esta constituido por el pistón, los aros de pistón, el bulón, seguros del bulón y la camisa del cilindro, es suministrado montado.

La producción de los conjuntos de pistón es llevada a cabo bajo severas pruebas de calidad. Evite que los conjuntos sean golpeados en el bodegaje, durante la venta y el montaje.










CONSUMO EXCESIVO DE ACEITE

FILTRACIÓN DE ACEITE EN EL SISTEMA DE ADMISIÓN Y DE ESCAPE

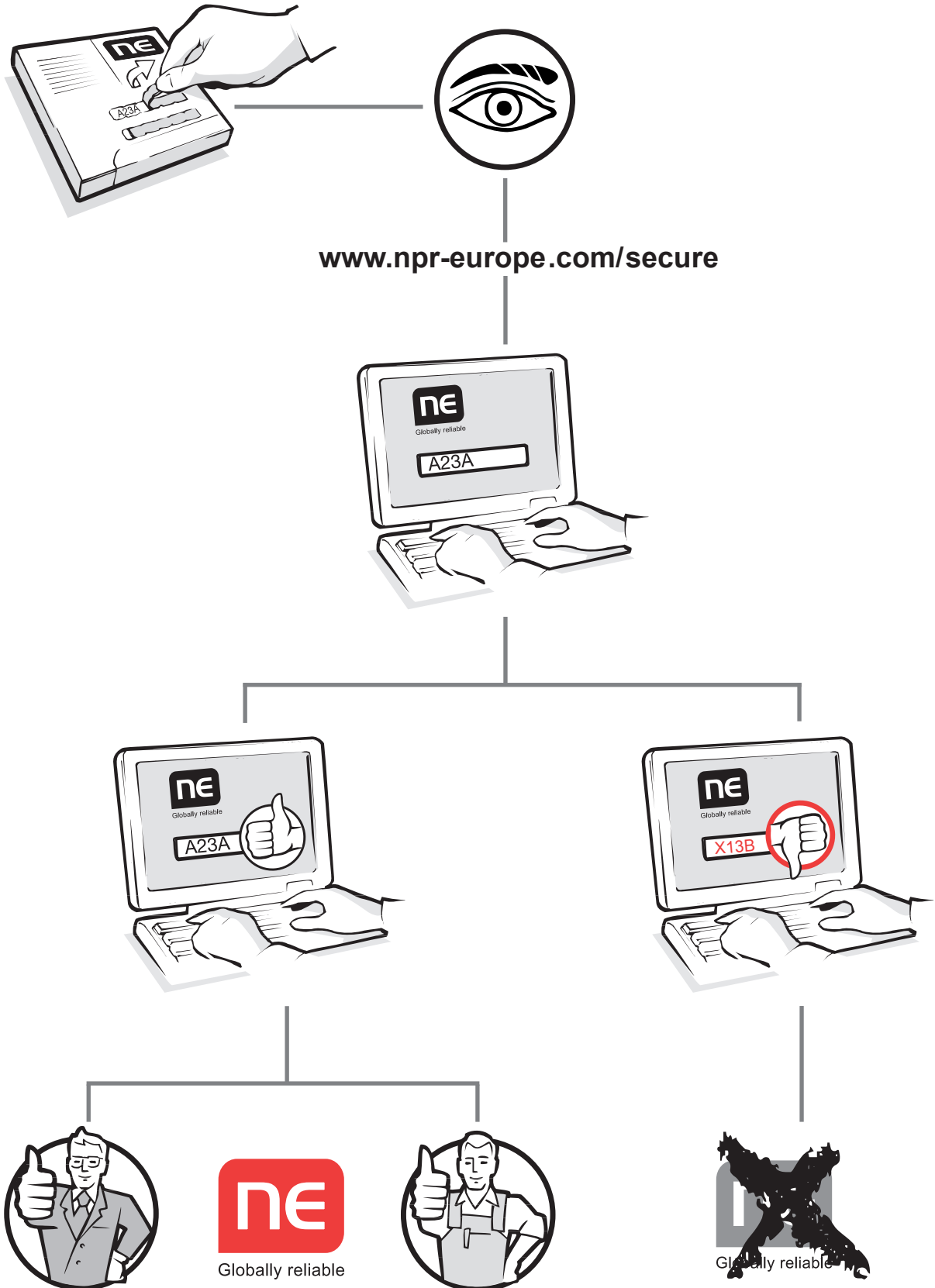
FILTRACIÓN DE ACEITE EN LA CÁMARA DE COMBUSTIÓN

FALTA DE ACEITE

		Turbo-compresor		Segmento de pistón				Pistón			Cilindro	Válvula	Guía de válvula	Junta de válvula					
																			
Problemas		eje gastado	degradación de junta	desgaste por fricción	distancia demasiado cerrada	rotura	deformación	PT reducido	uso anómalo	adherencia del anillo	deposición de carbón sobre el tope del pistón	desgaste del pistón	segmento gastado	deformación	uso	uso	uso	degradación	uso
Utilización inapropiada	polvo admisión	●	●	×	×	×		×	●	×	×		●		●	●	●	×	●
	sustancia extraña en el carburante			×	×	×		×	●	×	×		●		●				
	aceite inapropiado	●	●	●	×	×		×	●	●	●		●		●	●	●	×	●
	carburante de calidad inferior			×					×	×	●		●		●			×	●
	sobrecarga			×				×	×	×	×	●			×				
	carga alta con motor a baja velocidad							×	●	×	×	●			×				
	embalamiento del motor			×		●						●	×						
	sobrecalentamiento			×		×		×		×	×	●						×	
Mantenimiento inadecuado	aceite motor																		
	deterioro	×	×	×	×	×		×	●	×	×	×	×		●	●	●	×	●
	sustancia extraña incorporada	●	●		×	×		×	●	×	×				●	●	●		●
	cantidad insuficiente	×	×					×	●										
	admisión																		
	agua de refrigeración																		
Otros	piezas																		
	pasó su duración de vida				×		●			×			●	×	×	×	×	×	×
	montaje erróneo			×		×	×	×	×	×			×	●					×
pieza mal montada			×	●	×	×	×	×	×	×	×								

● causa directa × causa indirecta

SECURITY CHECK



GENERAL TERMS AND CONDITIONS OF NPR OF EUROPE GMBH

General Terms and Conditions of NPR of Europe GmbH (hereinafter referred to as "NE"), Siemensstr. 56, 70825 Korntal-Münchingen
Verkaufs- und Lieferbedingungen

Terms and Conditions of Sale and Delivery
as at 07/2007

1. Scope

(1) The following conditions of sale apply for all Contracts concluded between NE and the Purchaser regarding the delivery of goods. They shall also apply to all future commercial relations even if they have not been expressly agreed. General terms and conditions of the purchaser do not apply to NE, even if this are not contradicted by NE.

(2) All agreements reached between NE and the purchaser in connection with the purchase contracts, are in the purchase contract, these conditions and the order confirmation put in writing by NE.

2. Offers and conclusion of the contract

(1) Offers on the part of NE are subject to change and non-binding, even for repeat orders, unless NE has expressly indicated this as binding in writing.

(2) If the order should qualify as an offer in accordance with § 145 of the BGB [German Civil Code] then NE shall be permitted to accept this within two weeks, through consignment of an order confirmation, or by sending the ordered goods to the purchaser within this time period.

(3) Dimensions, weights, figures, diagrams and other data relating to non-binding offers by NE remain the property of NE and are only approximately decisive, insofar as they have not been expressly indicated as binding by NE.

3. Prices, terms and conditions of payment

(1) If the agreed delivery time should exceed a period of four months from the conclusion of the Contract, or the delivery is delayed for more than four months from the conclusion of the Contract for reasons attributed to the purchaser alone or which come within his sphere of risk, then NE is entitled to charge the current price on the day of delivery. If the increase in price amounts to more than 5% of the named purchase price, then the purchaser is entitled to withdraw from the Contract. This right to withdraw does not apply if the purchaser fails to administrate it within a period of two weeks, beginning with the date of the notification of the new price.

(2) The prices apply "ex-warehouse" insofar as no deviating agreement with the purchaser has been made in addition to the VAT rate at the time of the invoicing. Packaging costs are not included in the price.

(3) Unless otherwise agreed in writing with the

purchaser, the purchase price shall be payable by the purchaser immediately following the invoice date, without delay and following deductions. Payments made by the purchaser shall be credited first of all to their previous debts, irrespective of any deviating provisions. Where costs and interest have already arisen, we are entitled to credit a payment first to the costs, then to the interest and finally to the principal amount.

(4) If a cash deduction is agreed in writing, then no other payable claims can be made against the purchaser.

(5) The acceptance of exchanges or cheques shall only be completed on account; the cost of discounting and inclusion shall be borne by the purchaser. Following acceptance of the exchange, NE is entitled to return the exchange, in case acceptance is refused by the State Central Bank.

(6) If, following the order confirmation, NE should become aware of facts which raise reasonable doubt regarding the purchaser's ability to meet financial obligations, NE is entitled to request the full payment or a corresponding security deposit prior to delivery, and also to withdraw from the Contract if the payment deadline is not adhered to. Besides a delay in payment as outlined above, corresponding information from a bank, credit agency or a company involved in commercial relations with the purchaser, referring in particular to the careful nature of a prudent businessman, may be considered as evidence of a significant decline in wealth. If delivery has already taken place, invoiced amounts shall be considered payable immediately, regardless of agreed payment conditions, and where appropriate on return of acceptances.

(7) Should the purchaser make a delayed payment, NE is entitled to request interest at 8% above the current basic interest rate of the European Central Bank (ECB) at the relevant point in time. NE reserves the right to demonstrate evidence of greater losses.

(8) The purchaser is only entitled to compensation if the counterclaims are found to be legally binding, recognised by NE or indisputable, even if notifications of defects or counterclaims are asserted. The Purchaser is only authorised to exercise a right of retention insofar as his counterclaim is based on the same contractual relationship.

(9) At the refusal of the Purchaser to pay or where a payment deadline has not been met, NE is entitled to fully or partly withdraw from the Contract and request compensation for damages.

4. Delivery and service time; Force Majeure

(1) Delivery deadlines or periods which have not been expressly agreed as binding shall simply represent information that is without obligation.

GENERAL TERMS AND CONDITIONS OF NPR OF EUROPE GMBH

(2) Part-deliveries are acceptable, insofar as the Purchaser is not put at an unreasonable disadvantage.

(3) NE reserves the right to claim 10% of any excess deliveries and short deliveries.

(4) If dispatch is delayed at the Purchaser's request, NE shall store the respective items at the purchaser's expense and risk.

(5) The delivery period may be extended in the case of Force Majeure, strike, blameless incapacity and adverse weather conditions during the period of delay.

5. Delay in Delivery

(1) Where NE is culpable of not adhering to an expressly agreed deadline or is delayed for other reasons, the Purchaser shall arrange to guarantee NE a suitable grace period beginning from the first day of delay. Where this grace period has elapsed without delivery, the Purchaser is entitled to withdraw from the Contract.

(2) NE is liable according to legal requirements, insofar as the delay in delivery depends on an intentionally assigned or grossly negligent breach of contract. NE shall assign responsibility to its representatives or vicarious agents. If this should not be the case, liability for damages shall be limited to foreseeable damage considered typical for the contract. According to loyalty and good faith, economic circumstances, type, scope and duration of the commercial relationship shall be carefully considered in favour of NE regarding the amount of compensation.

(3) If the delay in delivery represented by NE rests on the culpable breach of a significant contractual obligation, NE is liable according to legal provisions; whereby its liability is limited to foreseeable damage considered typical for the Contract.

(4) Further legal claims and rights of the Purchaser remain unaffected by a delay in delivery on the part of NE.

6. Transfer of risk, shipping and packaging, withdrawal

(1) Unless otherwise specified on the order confirmation, all deliveries are made "ex warehouse". Shipment and dispatch shall not be insured; this is at the Purchaser's own risk. This applies equally to return deliveries. NE endeavours to consider the interests of the Purchaser with respect to the type of shipping. Any additional costs which this may entail shall be borne by the Purchaser, even in the case of "free delivery" of agreed freight.

(2) If dispatch is delayed at the Purchaser's request or through fault on the part of the latter, the Vendor shall store the respective items at the purchaser's expense and risk. In this case, the advertisement of readiness for dispatch is equal to that of shipping.

(3) Transport packing and other convenience packaging shall not be withdrawn.

(4) A withdrawal of individual rings to be distributed in the aftermarket is excluded.

7. Guarantee, liability

(1) The Purchaser shall inspect the received goods for completeness, damage during transit, apparent defects, quality and its subsequent characteristics. The Purchaser shall notify NE immediately and in writing of any apparent defects within an acceptable period of the transaction. NE assumes no guarantee for rectifying apparent defects for which a claim is not immediately made in writing by the Purchaser.

(2) Provided that there is a defect evident in the goods for which NE may be held responsible, and provided a claim is made against it in due time by the Purchaser, NE shall, with the exclusion of the rights of the Subsidiary of NIPPON PISTON RING CO., LTD Purchaser, withdraw from the Contract or reduce the purchase price in the interests of supplementary performance, unless NE is entitled to refusal of subsequent performance on legal grounds. The Purchaser shall guarantee to provide NE with an appropriate deadline for the rectification of each individual defect in the interests of subsequent performance.

(3) Subsequent performance can be implemented, according to the wishes of NE, either through rectification of the defect or the delivery of replacement goods. NE is entitled to refuse subsequent performance chosen by the Purchaser if it is associated with disproportionate costs. During subsequent performance, a reduction in the purchase price or withdrawal from the Contract are excluded by the Purchaser. Subsequent improvement is considered to have failed following the second unsuccessful attempt. Where subsequent performance has failed or where NE has refused it altogether, the Purchaser can, if he chooses, further decrease the purchase price (reduction) or declare his withdrawal from the Contract.

(4) In the case of subsequent performance, NE bears all necessary expenses for the purposes of rectifying defects, in particular transport and labour costs. This only applies insofar as the expenses do not increase because the delivery item was brought to a location other than the place of performance.

(5) Warranty claims made by the Purchaser are not deemed valid if the defect can be attributed to a breach of operating, maintenance or installation instructions, or inappropriate processing or use by the Purchaser or a third party.

(6) Claims made by the Purchaser for material defects shall be time-barred for 24 months following the transfer of risk, according to legal provisions.

GENERAL TERMS AND CONDITIONS OF NPR OF EUROPE GMBH

(7) The Purchaser may only validate damages claims for the defect based on the following conditions if subsequent performance has failed or if NE refuses subsequent performance. The right of the Purchaser to assert additional damages claims regarding the following conditions remains unaffected.

(8) NE is only liable according to legal provisions insofar as damages claims which can be attributed to fraud, deliberate intent, or gross negligence by NE are asserted by the Purchaser. If no deliberate intent by NE to breach the terms of the Contract is apparent, liability is limited to foreseeable damage considered typical for the Contract. NE is furthermore liable according to legal provisions insofar as it culpably violates an essential contractual obligation. In this case, liability is limited to foreseeable damage considered typical for the Contract. Continual liability for damages not mentioned in the above provisions shall not be accepted irrespective of the legal nature of the asserted claim.

(9) Damage claims arising from culpable injury to life, limb or health, from the acquisition of warranties or on the grounds of the mandatory provisions of the Produkthaftungsgesetz [German Product Liability Act], remain unchanged by the preceding provisions.

(10) Insofar as liability for damages caused by NE is excluded or limited, this shall also apply to the personal liability of its employees, representatives and vicarious agents.

8. Retention of title

(1) NE reserves ownership of the Goods up to receipt of all payments from commercial relations with the Purchaser.

(2) The Purchaser shall notify NE of all third party involvement immediately and in writing, in particular law enforcement procedures and other restrictions to ownership. The Purchaser shall replace all damages and costs for NE arising from a breach of this liability, using necessary intervention measures against the involvement of third parties.

(3) The Purchaser may not pledge or assign as security the items delivered hereunder. In the case of pledging, appropriation or other use by a third party, NE shall be notified immediately. Enforcement officers and third parties shall

(4) Should the Purchaser breach the terms of the Contract, notably in the case of a delay in payment, NE shall be entitled to request a reduction in the deadline. A previous withdrawal from the Contract is not required for a demand for reduction. Any transport costs resulting from this shall be borne by the Purchaser.

(5) Should retention of title be asserted on the part of NE or a pledge implemented for the delivered items, this shall not be considered a withdrawal from the Contract.

(6) The Purchaser is entitled to redistribute the items for delivery as part of routine business activities. The Purchaser has already assigned all receivables arising from redistribution to the Purchaser and independent of whether or not the items for delivery were altered during redistribution, to NE, to the sum of the purchase price agreed between NE and the Purchaser and including VAT. The Purchaser is entitled to collect these receivables following transfer. NE undertakes not to collect the receivables provided that the Purchaser properly complies with his payment obligations and is not in arrears with payment. If this is indeed the case, NE can request the disclosure of all necessary information for collection.

(7) Processing of goods by the Purchaser shall always be undertaken for NE. If the goods are processed alongside other items not belonging to NE, NE shall acquire joint ownership of the new items in the ratio of the value of the delivered goods to the value of the other items at the time of processing.

9. Final provisions, applicable law

(1) Unless otherwise agreed, the place of business is the NE delivery location.

(2) If the Purchaser is a businessman, the place of jurisdiction is the court responsible for the NE place of business. However, NE is entitled to take action against the Purchaser at its general place of jurisdiction. The court of jurisdiction shall be the same if the Purchaser has no general domestic court of jurisdiction, relocates their place of residence or normal home abroad on conclusion of the Contract, or their place of residence or normal home is unknown at the time that the claim is made.

(3) The Purchaser is not entitled to assign claims from the purchase contract without the consent of NE.



Globally reliable

NPR of Europe GmbH
Siemensstraße 56
70825 Korntal-
Münchingen
Germany
www.npr-europe.com

RS4