

*Elite Panaboard*

## UB-T880W / UB-T880 **Interactive Whiteboard**

- Large screen for high impact presentations - 86" (UB-T880W) / 77" (UB-T880)
- Both finger-touch and Electronic Pen compatible
- Multi touch operation - simultaneous operation of up to three points.
- Built-in stereo speakers for effective presentations
- 2 USB hub ports
- Optional Wireless Kit



# Improve the way you communicate with the elite Panaboard!

**Intuitive operation lets you freely manipulate music, movies and images, to change ordinary meetings and presentations into visually active exchanges.**

The elite Panaboard UB-T880W / UB-T880 is an interactive whiteboard that uses a projector to display PC images onto its surface and lets the presenter operate the data on the board with a finger or an Electronic Pen that works like a PC mouse. It adds an exciting visual element to meetings that used to be all talk and few pictures, and brings rich, paperless expression to presentations that previously depended on stacks of paper handouts.



\*This photograph is simulated. In actual use, the elite Panaboard has to be connected to a PC.

## Operate with a Finger or the Electronic Pen

### Seamless "Writing and Controlling"

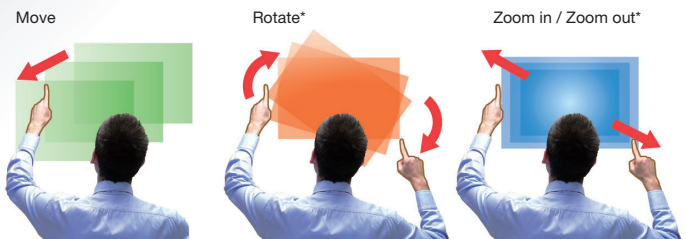
Can be performed with the touch of a finger and your finger's movement is relayed directly to the board surface for smooth, comfortable operation. Or you can use the handy Electronic Pen for writing characters and drawing lines. This enables seamless writing and object operation.



## Multi Touch Operation

### Dynamic Image Control

Images can be easily moved, scaled and rotated with your fingers making presentations more interesting, dynamic and interactive.



\*When using Windows 7 and applications that support Multi Touch.

## Simultaneous Operation by Up to Three People

### Get Your Colleagues Involved

Because up to three points can be simultaneously operated, a team of three individuals can work together on the same task. For example, three people can work together on a presentation or demonstration.

## Ink Note

### Easily Save Information Written on the Board

You can insert images and text into Microsoft® Word, Excel®, or PowerPoint® using elite Panaboard Software.



## Multifunctional Presentation Pen

### Streamline Your Presentations

You can use the Presentation Pen to switch between four marker colors and the eraser tool, and do things like remotely turn PowerPoint® pages. This helps to keep the audience's attention because you don't need to stop the flow of the meeting.



\*This photograph is simulated. In actual use, the elite Panaboard has to be connected to a PC.

You can operate PowerPoint® slideshows from a distance by pressing the Remote Control button of the Presentation Pen.

## Wireless Functions

### Easy Remote Control

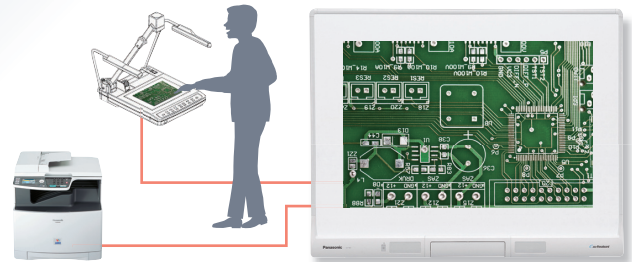
With the optional Wireless Kit, there is no need for a cable to connect the computer and the board. This also allows more flexible meeting room layouts.



## 2 USB Hub Ports

### Make Your Meetings More Effective

The elite Panaboard is equipped with two additional USB ports. This allows you to connect additional devices to enhance your meetings, such as a desktop info camera, or even a printer, without using up the necessary resources in your PC.



## Built-in Stereo Speakers

### Play Videos Complete with Sound

The elite Panaboard's built-in stereo speakers offer the versatility to share audio. Use either sound effects or video with audio to help to attract your audience's attention and make your presentations more effective.

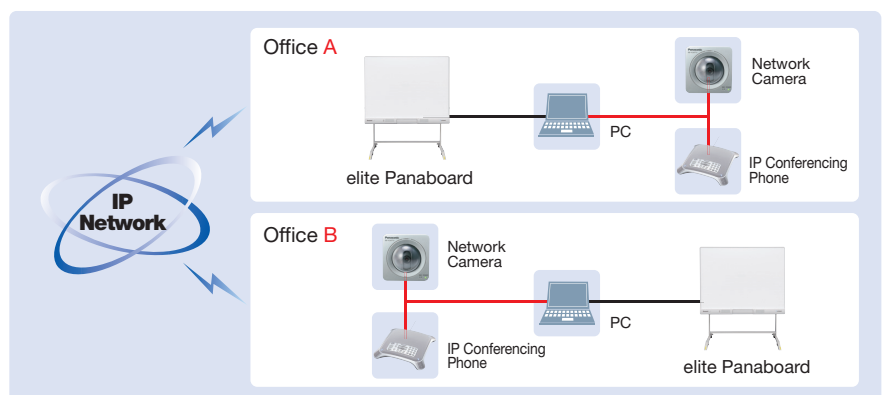


## Smooth Meetings Even at a Distance

### A Remote Conferencing System Using the elite Panaboard

The elite Panaboard can be combined with an IP Conferencing Phone\*, Network Camera\* and a PC\* to configure a remote conference system. Use it in a variety of ways, like sharing information and opinions among main and branch offices and holding meetings with clients in distant locations.

\* Sold separately.





## elite Panaboard Software

Panaboard has a wide range of tools, ranging from basic pens and erasers to special-effect functions, that make business more active.

### Drawing Menu

This is a selection of drawing tools, such as pens and erasers. This tool bar will appear at the spot where you touch the board with the Electronic Pen.



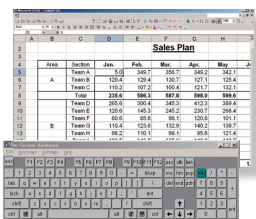
### Select Function Menu

In addition to drawing tools, Panaboard has a variety of special-effect functions that attract audience's attention, as well as recording functions.

### Screen Keyboard

#### Easy Data Input

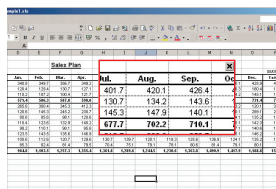
Display this keyboard on the elite Panaboard, then simply press the keys. In addition to text, you can enter numbers into Excel® or other applications, and make corrections right on the board without having to use a PC and without taking valuable time away from the meeting.



### Magnifier

#### Enlarge and Display Small Details

You can enlarge small details like tiny characters or photos for easier viewing. When you have meetings with a large number of people, this lets you enlarge important parts of the image so people far from the board can see them clearly.



### "elite Panaboard book"

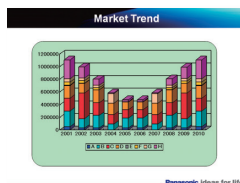
#### Create Materials with Panasonic Tools

The "elite Panaboard book" consists of a set of tools that were developed by Panasonic. You can use them to create and save presentation materials. Choose from a wide variety of arrows, graphics, and illustrations to liven up your meetings.

### Slide Show

#### Use Familiar Software

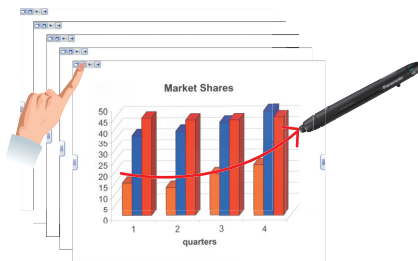
You can use your PowerPoint® application right on the elite Panaboard, so you no longer have to operate a second PC separately. Plus, once you've started up the PowerPoint® application, you can make notes to each slide for a smoother, more effective presentation.



### Multi-page White Background

#### Write or Draw More Information

The software includes a total of ten white backgrounds. When you want to move on to another subject during the meeting, you can just start writing the new information on another white background, without having to erase the previous information.



### Print Button

#### Instant Printing

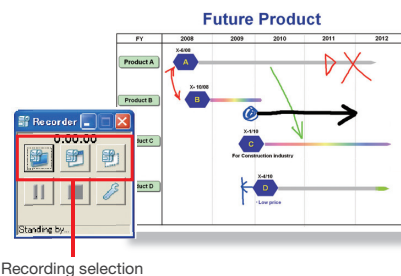
You can output the board content to a printer connected to a computer. This lets you quickly distribute copies of your presentation, and helps everyone to review.



### Recorder

#### Save Meetings in Motion Image Form

This is a handy way to record meetings for later review. By connecting a microphone to the PC, you can also record voices simultaneously.



# Smarten Up Your Business with the elite Panaboard

## For More Intelligent Meetings

Hold meetings while interactively using and checking spreadsheets and Internet content. This will speed up your information sharing and activate your meetings.

### Intuitive Finger-touch Operation

The elite Panaboard UB-T880W / UB-T880 allows finger-touch operation. Internet content and PC data can be intuitively revised and added to, while sharing it all on the large surface of the elite Panaboard.

### Convenient Information Sharing Functions

For easy information sharing, you can instantly print out everything that was written on the board from a printer connected to your PC or elite Panaboard. You can also save spreadsheet data that was revised on the elite Panaboard, or any content that was newly written, for easy sharing of all revised and added data.



\*This photograph is simulated. In actual use, the elite Panaboard has to be connected to a PC.

## For More Dynamic Presentations

The effective functions of the elite Panaboard let you hold dynamic, eye-catching presentations.



\*This photograph is simulated. In actual use, the elite Panaboard has to be connected to a PC.

### Motion Images and Sounds

The elite Panaboard has built-in stereo speakers. Motion images or audio files on a PC can be played on the elite Panaboard -- complete with sound -- so nuances that are difficult to express with words alone can be directly relayed. The applications are virtually unlimited. For example, you can demonstrate images of products that are too bulky to carry around or images taken in warehouses or other remote locations, as well as presenting and discussing voice memos.

### Convenient Remote Control and Wireless Functions

By pressing the Remote Control button on the Electronic Pen, you can flip slideshow pages from a distance. And with the optional Wireless Kit, there's no need for a cable to connect the computer and the board. The simple remote control and wireless functions let you hold smarter presentations.

## UB-T880W / UB-T880 Specifications

Product Specifications	
<b>Main Body</b>	
Power	AC 100 – 240 V, 50/60 Hz
Power Consumption	During Operation: 0.5 A (When power is OFF by the power switch: 0.2 W)
Operating Environment	Temperature: 50 – 95°F (10 – 35°C), Humidity: 30 – 80 %
External Dimensions (Height x Width x Depth)	UB-T880W 52.0 x 74.8 x 4.6 in. (1,320 x 1,900 x 117 mm) UB-T880 52.0 x 65.2 x 4.6 in. (1,320 x 1,657 x 117 mm)
Screen Board Size (Height x Width)	UB-T880W 46.3 x 72.6 in. (1,175 x 1,845 mm) UB-T880 46.3 x 63.1 in. (1,175 x 1,602 mm)
Effective Area (Height x Width)	UB-T880W 45.4 x 72.6 in. (1,153 x 1,845 mm) (10:16, 86-inch diagonal) 40.8 x 72.5 in. (1,036 x 1,842 mm) (9:16, 83-inch diagonal) UB-T880 46.3 x 61.7 in. (1,175 x 1,567 mm) (3:4, 77-inch diagonal)
Weight (without stand)	UB-T880W 86 lbs (39.0 kg) UB-T880 79.4 lbs (36.0 kg)
Panel Surface	Melamine Coated Hardboard
Position Sensor	Capacitance Type Touch Sensor
Pen Tray	Storage for the Electronic Pen (Maximum 4 Pens)
Interactive Functions Interface	USB 2.0 B Type 1 port (for PC) USB 2.0 A Type 2 ports HUB (for USB Peripheral Devices)
Audio Features	Audio Input Input Level: 309 mVrms (1 kHz, 0 dB, 10 kΩ) Stereo 1 system, ϕ 1/8 in. (3.5 mm) stereo mini jack Audio Output 2 W + 2 W (Max. 4 W + 4 W)
Electronic Pen	Transmission System GFSK Electronic Pen Power LR03 (AAA alkaline dry cell battery) x 1 Electronic Pen 30 hours (when used continuously at 77°F [25°C]) Battery Life * When using Panasonic LR03 alkaline dry-cell batteries.

Accessories	Operating Instructions x 1, Power Cord (11.8 in.) x 1, Electronic Pen x 1, Battery (LR03 AAA alkaline battery) x 1, USB Cable (19.7 in.) x 1, Software DVD-ROM x 1, Penpoint (Replacement) x 1, Wall Mounting Plate (Left, Right) x Total 2
Optional Devices	Stand [KX-B061-A], Electronic Pen [UE-608026] <sup>*1</sup> , Up/Down Unit [UE-608030], Stand Table Unit [UE-608031], Short-Throw Arm Unit [UE-608032], Wireless Kit [UE-608040]
<b>elite Panaboard Software Specifications</b>	
System Requirements	Computer IBM® PC/AT compatible with a DVD-ROM drive, Web browser Mac® computer with an Intel processor, Web browser
CPU	Intel® Pentium® 4 processor or later
Interface	USB 2.0
Operating System	Windows XP SP3 or later / Windows Vista SP2 or later / Windows 7 <sup>*2</sup> (Windows XP 64-bit edition is not supported.) Mac OS® X version 10.5.8 or 10.6 <sup>*3</sup>
Memory	Windows: 1 GB or more Mac OS X: 2 GB or more
Hard Disk	At least 700 MB free space (except saving space for data file) <sup>*4</sup>

- \*1 Two or more Electronic Pens cannot be used simultaneously.  
\*2 Windows® 7 Starter and Windows® 7 Home Basic are not supported.  
\*3 Software for use with the Mac OS can be downloaded from our website.  
<http://panasonic.net/pcc/support/eboard/elite/download.html>  
The Mac version of the software has limitations on some functions and features. Please see the above mentioned website for more information.  
\*4 An additional 700 MB may be required when installing Microsoft® .NET Framework


Design and specifications are subject to change without notice. Dimensions and weights are approximate. All photographs in this brochure are simulated. In actual use, the projector may cast the user's shadow onto the board. Microsoft® Windows®, Windows Vista®, PowerPoint®, Excel® and the Windows logo are either registered trademarks or trademarks of Microsoft Corporation in the United States and/or other countries. Mac® and Mac OS® are trademarks of Apple Inc., registered in the U.S. and other countries. IBM® is a trademark of International Business Machines Corporation in the United States, other countries, or both. Intel® and Pentium are trademarks of Intel Corporation in the U.S. and other countries. All other product/brand names, trademarks or registered trademarks identified herein are the property of their respective owners. To run the elite Panaboard software/book, additional software may be needed. The system requirements above do not meet the recommended specifications of all operating systems.

### Restrictions

- When the Electronic Pen and your finger are used simultaneously, the first touch of the board will determine the selected tool.
- When three users operate the board simultaneously, operating restrictions may exist depending upon the application being used.
- The elite Panaboard detects a change in electrostatic capacitance when touched by your finger. For this reason, it may not react to fingernails, gloved hands, etc.
- When transferring large amounts of data using the Wireless Kit (UE-608040), like when playing motion images with audio, the sound or display may be interrupted.
- The handwriting and shape recognition features are not supported in Windows Vista Home Basic, or Windows XP Home Edition.
- The ability to import drawing data from other applications, and the ability to save a slide's drawing data to a PowerPoint file are available in Office XP, Office 2003, and Office 2007.

For detailed information, please access the following URL. <http://panasonic.net/pcc/support/eboard/elite/download.html>

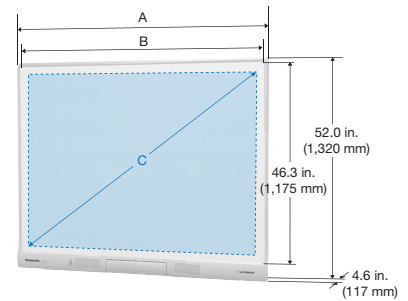
### System



The UB-T880W / UB-T880 does not include a PC nor a projector.

### Dimensions (UB-T880W / UB-T880)

	UB-T880W	UB-T880
A	74.8 in. (1,900 mm)	65.2 in. (1,657 mm)
B	72.6 in. (1,845 mm)	63.1 in. (1,602 mm)
C	86-inch (2,175 mm)	77-inch (1,958 mm)
	16:10	4:3
	83-inch (2,113 mm)	16:9



### Options

#### Normal Stand\*



(KX-B061-A)

- \* The height of this stand can be adjusted in 4 steps during installation. Its height cannot be adjusted during use.
  - \* This stand cannot accept a projector arm.
- 4 steps : 81.3 in. (2,065 mm)  
77.4 in. (1,965 mm)  
73.4 in. (1,865 mm)  
69.5 in. (1,765 mm)



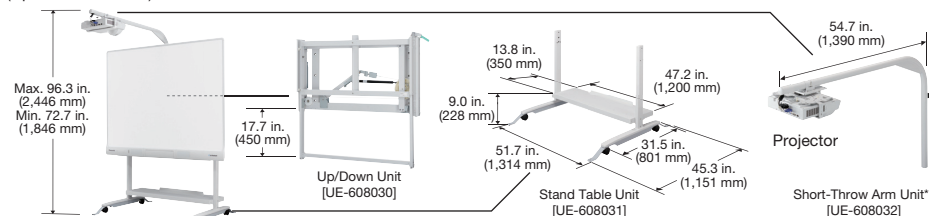
Electronic Pen (UE-608026)



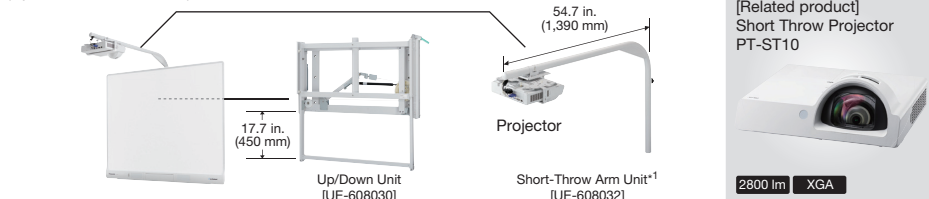
Wireless Kit (UE-608040)

### Height - Adjustable Stand\* \* The height of this stand can be freely adjusted during use.

#### (Up/Down Stand Kit)



#### (Up/Down Wall Mount Kit)



### For Safety

- \* When the unit will no longer be used, in order to prevent it from falling, do not leave the unit installed, but remove it. If the unit falls, it can cause injury.
- \* Do not alter the unit or modify any parts. Alteration or modification can cause fire or electric shock.
- \* Have the unit installed, removed and disposed of only by qualified service personnel.

### Specifications

General	
Size (Height x Width x Depth)	Max. 96.3 x 51.7 x 45.3 in. (2,446 x 1,314 x 1,151 mm) Min. 72.7 x 51.7 x 45.3 in. (1,846 x 1,314 x 1,151 mm)
Weight	143.3 lbs (65 kg) (Total weight of the Up/Down Unit, Stand Table Unit, and Short-Throw Arm Unit (not including the Interactive Board))
Board Height	Max. 83.5 in. (2,120 mm) (Height from the floor to the top edge of the board surface) Min. 13.8 in. (350 mm) (Height from the floor to the bottom edge of the board surface)
<b>Stand Table Unit</b>	
Shelf Height	9.0 in. (228 mm)
Shelf Dimensions (Width x Depth)	47.2 x 13.8 in. (1,200 x 350 mm)
Shelf Load Capacity	Max. 88.2 lbs (40 kg)
<b>Up/Down Unit</b>	
System	Gas spring system
Stroke	17.7 in. (450 mm)
<b>Short-Throw Arm Unit*1</b>	
Arm Length	54.7 in. (1,390 mm) (Including the Pipe Cap)
Arm Height	Adjustable in three 2.95-in. (75-mm) steps
Arm Rotating Angle	±90°

- \*1 The projector is not included in the Short-Throw Arm Unit. Please visit the following website to determine compatible projectors. [http://panasonic.net/pcc/support/eboard/ue-608032\\_info.htm](http://panasonic.net/pcc/support/eboard/ue-608032_info.htm)