

NEW PRICES EFFECTIVE Sept. 1, 2022



PRODUCT CATALOG

No Pricing

- PUBLIC SAFETY
- UPS SYSTEMS
- POWER DISTRIBUTION
- RACK MOUNT POWER SUPPLIES
- BATTERY MANAGEMENT SYSTEMS


- DESKTOP POWER SUPPLIES
- REMOTE MONITORING AND CONTROL
- DC-DC CONVERTERS
- LOW VOLTAGE DISCONNECTS
- BATTERY CHARGERS




































































816.472.5544
www.duracomm.com
sales@duracomm.com

TABLE OF CONTENTS

BACK

Welcome to the new DuraComm interactive catalog. To the right you have two choices to improve your experience.

- The product category headings are bookmarks to the appropriate page within this catalog. Just click on the product category, product name or page number and you will be taken to that catalog page.
- By clicking the  icon to the left of the table of contents listings you will be taken to the weblisting for your selected product category.

Special Application	<p> Special Application II</p>		
Indoor/Outdoor UPS Systems	<p> Public Safety 1</p> <p> PS Series 1</p> <p> PS-MU Series 3</p> <p> DAL Series 4</p> <p> PSDA-MU1 5</p> <p> EH Series 6</p> <p> ©entri Series EH-MU 7</p> <p> PSRM Series 8</p> <p> PSBC-1600NFP Series 8</p>		
Remote Monitoring & Control	<p> ©ENTRI Series 9</p> <p> Site Scout 9</p> <p> Site Graph 10</p> <p> Site Centi 11</p>		
Power Supplies	<p> Desktop Power Supply 12</p> <p> LPX Series 12</p> <p> LPX-18BC 13</p> <p> EH-30 13</p> <p> LPHP 14</p> <p> LPB Series 14</p> <p> LPH radio mounting hood 15</p> <p> RM-Kit & RM-Shelf 16</p> <p> Rack Mount Power Systems 17</p> <p> ©entri Series HE1U-MU 17</p> <p> HE1U Series 18</p> <p> RLP Series 20</p> <p> RM Series 22</p> <p> RMBB / RMBC 23</p> <p> Redundant Power Systems 24</p> <p> RMSL 25</p> <p> RMF 25</p> <p> RU1 25</p> <p> RU2 25</p> <p> Wall Mount Power Systems 26</p> <p> WM Series 26</p> <p> DPS Series 27</p> <p> IQ-4 27</p>	Power Distribution	<p> Rack Mount DC Distribution 28</p> <p> ©entri Series DP-10i-100-MU 28</p> <p> DP-10LED Series 28</p> <p> DP-20ATC Series 29</p> <p> DP-20GMT Series 29</p> <p> DPM-8-100 30</p> <p> DCBP Series 30</p> <p> DCBB-700 30</p> <p> Wall Mount DC Distribution 31</p> <p> WM-10GMT Series 31</p> <p> DBRM Series 31</p> <p> Power Distribution Blocks 32</p> <p> DB-5 Series 32</p> <p> DIN Mount 32</p>
		Battery Chargers & Backup Systems	<p> Battery Chargers & Backup Systems 33</p> <p> BC-LFP Series 33</p> <p> BCR Series 34</p> <p> BMS Series 35</p> <p> Battery Chargers & Backup Systems Accessories 37</p> <p> LVD 37</p> <p> MMBC & MMBB 37</p>
		DC to DC Converters	<p> DC to DC Up converters 38</p> <p> DC to DC Down Converters 39</p>
		Power Modules & Replacement Parts	<p> P series 40</p> <p> SM series 40</p> <p> PFC series 40</p> <p> SL Rack 41</p> <p> DIN-MB Series 41</p> <p> Batteries 41</p>
		Appendix	<p> Terms and Conditions 42</p>

Need Custom Solutions?

Let DuraComm engineering give your products a competitive advantage

Over the years, DuraComm has provided Telecom, Utility, Rail/ Transportation and Land Mobile Radio Professionals with a range of products including 12, 24, & 48 Volt rack mount power supplies, power distribution products, and battery chargers.

Our approach is to offer a complete power solution that includes full customer service and satisfaction.

CUSTOM BUILDS

- Designed to your individual needs
- Rapid prototyping and delivery
- Designed and manufactured in the United States
- Economical modular design



PUBLIC SAFETY


PS Series

DC and AC Uninterruptible Power Supplies

The PS-Series DC and AC UPS Systems are specifically designed to meet the requirements of the NFPA® for mission critical and public safety DAS/BDA, and Small Cell. The units include an internal power supply, a separate 3-stage smart charger, and battery management system for a bank of sealed AGM batteries. Our modular DAL alarm unit provides the NFPA® compliant form C dry contact alarm closures and allows for easy replacement or substitution of components. Housed in a NEMA 4x enclosure with a durable red powder coated finish for public safety. Prewired and preconfigured for ease of installation.

Features

- Lockable NEMA 4x enclosure
- UL 50 & 50e certified enclosure
- Durable Red Powder Coat Finish
- UL 2524 Certified (All DC Output Models Only)
- NFPA® 1221 compliant Form C Dry Contact
 - AC Fail
 - 70% Battery Discharge, 30% Remaining Capacity
 - Charger Fail
- Output power: 300 watt or 600 watt power supply
- Output voltage: 12, 24, or 48 VDC and 120 VAC systems available
- Input: 90-264 VAC auto range
- Power supply, battery charger, and backup batteries included. Configurations available by special order. Contact us for a quote.
- Independent battery charger
 - 230 watt, 3 stage smart charger
 - Extends battery life over trickle charger
 - Faster recharge time over trickle charger
- 35Ah, 50Ah, or 100Ah standard battery configurations
- 24 hour battery backup continuous average load ratings and recharge times, refer to the chart below to see which unit is best for your system.
- Sealed AGM Batteries
 - Extended life over flooded lead acid
 - Faster charging over flooded lead acid
 - No off-gassing
- Low Voltage Disconnect
 - Protects delicate electronics from under voltage damage
 - Prevents batteries from over discharging, extending battery life



* PS-548-50 pictured

**NFPA® Certified consultant on staff



LISTED
S36153
UL 2524
CERTIFIED
SAFETY SIGNALLING
DC Output Models Only

DC UPS Sizing Chart	Battery Capacity				
Average Constant Current Draw	7Ah	14Ah	35Ah	50Ah	100Ah
<1 Amps	~6 hours	~12 hours	~24 hours*	~48 hours*	~96 hours*
1 to 2.5 Amps	~3 hours	~6 hours	~12 hours	~24 hours*	~48 hours*
2.5 to 5 Amps	~1 hour	~3 hours	~6 hours	~12 hours	~24 hours*

*4 hours w/ generator *12 hours complies with NFPA *24 hours complies with IFC
 **Actual battery backup times may vary depending on the load, operating temperature, and the age of the batteries

AC UPS Sizing Chart	Battery Capacity				
Average Power Draw	7Ah	14Ah	35Ah	50Ah	100Ah
<30 Watts	~6 hours	~12 hours	~24 hours*	~48 hours*	~96 hours*
30 to 70 Watts	~3 hours	~6 hours	~12 hours	~24 hours*	~48 hours*
70 to 100 Watts	~1 hour	~3 hours	~6 hours	~12 hours	~24 hours*

*4 hours w/ generator *12 hours complies with NFPA *24 hours complies with IFC
 **Actual battery backup times may vary depending on the load, operating temperature, and the age of the batteries

PUBLIC SAFETY

PS Series

BACK

DC and AC Uninterruptible Power Supplies

Models, Specifications & Pricing

	Model Number	Power Supply Amps	Output Voltage VAC	Output Voltage VDC	Battery Amp Hours
AC Output Models	PS-4110-35	4	110		35
	PS-4110-50	4	110		50
	PS-4110-100	4	110		100

UL 2524 Certified for DC Output Models Only

DC Output Models	PS-2012-35	20		14.4	35
	PS-1024-35	10		28.8	35
	PS-548-35	5		57.6	35
	PS-4012-35	40		14.4	35
	PS-2024-35	20		28.8	35
	PS-1048-35	10		57.6	35
	PS-2012-50	20		14.4	50
	PS-1024-50	10		28.8	50
	PS-548-50	5		57.6	50
	PS-4012-50	40		14.4	50
	PS-2024-50	20		28.8	50
	PS-1048-50	10		57.6	50
	PS-2012-100	20		14.4	100
	PS-1024-100	10		28.8	100
	PS-4012-100	40		14.4	100
PS-2024-100	20		28.8	100	

Larger Sizes Available. Contact us for a Quote

PUBLIC SAFETY PS-MU Series


©ENTRI SERIES

With remote monitoring and control. The Centri Series PS-MU integrates our SiteCentri unit into the PS UPS system to provide real time remote monitoring and control of your system. In addition to the standard features of our PS-Series the MU adds the following features.

Given the critical nature of these systems we highly recommend this addition.

Features

- Alarm notifications by SNMP and email through Ethernet
 - Power supply fail alarm
 - AC fail alarm
 - Over temperature alarm
 - Battery low alarm
 - Low voltage disconnect alarm
- Remote Monitoring
 - Output Voltage and Current
 - Battery Voltage
 - Power rectifier Voltage
 - AC Mains Voltage
 - System Temperature
- Remote Control
 - Battery backup connect/disconnect
- Internally hosted webpage, plug-and-play, no additional software required
- Internal data storage via SD card and downloadable .CSV file



**NFPA® Certified consultant on staff



LISTED
S36153
UL 2524
CERTIFIED
SAFETY SIGNALLING
DC Output Models Only

DC UPS Sizing Chart	Battery Capacity				
Average Constant Current Draw	7Ah	14Ah	35Ah	50Ah	100Ah
<1 Amps	~6 hours	~12 hours	~24 hours*	~48 hours*	~96 hours*
1 to 2.5 Amps	~3 hours	~6 hours	~12 hours	~24 hours*	~48 hours*
2.5 to 5 Amps	~1 hour	~3 hours	~6 hours	~12 hours	~24 hours*

*4 hours w/ generator *12 hours complies with NFPA *24 hours complies with IFC
 **Actual battery backup times may vary depending on the load, operating temperature, and the age of the batteries

AC UPS Sizing Chart	Battery Capacity				
Average Power Draw	7Ah	14Ah	35Ah	50Ah	100Ah
<30 Watts	~6 hours	~12 hours	~24 hours*	~48 hours*	~96 hours*
30 to 70 Watts	~3 hours	~6 hours	~12 hours	~24 hours*	~48 hours*
70 to 100 Watts	~1 hour	~3 hours	~6 hours	~12 hours	~24 hours*

*4 hours w/ generator *12 hours complies with NFPA *24 hours complies with IFC
 **Actual battery backup times may vary depending on the load, operating temperature, and the age of the batteries

PUBLIC SAFETY

PS-MU Series

Models, Specifications & Pricing

	Model Number	Power Supply Amps	Output Voltage VAC	Output Voltage VDC	Battery Amp Hours
AC Output Models	PS-4110-35MU	4	110		35
	PS-4110-50MU	4	110		50
	PS-4110-100MU	4	110		100

UL 2524 Certified for DC Output Models Only

	Model Number	Power Supply Amps	Output Voltage VAC	Output Voltage VDC	Battery Amp Hours
DC Output Models	PS-2012-35MU	20		14.4	35
	PS-1024-35MU	10		28.8	35
	PS-548-35MU	5		57.6	35
	PS-4012-35MU	40		14.4	35
	PS-2024-35MU	20		28.8	35
	PS-1048-35MU	10		57.6	35
	PS-2012-50MU	20		14.4	50
	PS-1024-50MU	10		28.8	50
	PS-548-50MU	5		57.6	50
	PS-4012-50MU	40		14.4	50
	PS-2024-50MU	20		28.8	50
	PS-1048-50MU	10		57.6	50
	PS-2012-100MU	20		14.4	100
	PS-1024-100MU	10		28.8	100
	PS-4012-100MU	40		14.4	100
	PS-2024-100MU	20		28.8	100

DAL Series

NFPA Alarm Relay Unit

The DAL was designed to meet the demands of the NFPA® 72 & 1221 fire safety codes. It provides the necessary dry contact alarms for DC UPS systems for public safety BDA and DAS networks. The DAL add-on allows you to turn any UPS system into a NFPA® compliant battery backup.

Features

- Form C, Dry contact alarm outputs
 - Low Battery- Preset for lead acid type batteries
 - Charger Fail, AC Fail
- Low Voltage Disconnect
- Diode Isolated battery terminals
- Push to test alarm function

Models, Specifications & Pricing

Model Number	Input Voltage
DAL-12	10-15
DAL-24	22-30
DAL-48	46-60





PUBLIC SAFETY PSDA-MU1

BACK

DC and AC Uninterruptible Power Supplies

The DuraComm Annunciator provides visual and audible alarms at the installed location of a BDA in an Emergency In-Building Radio system. This annunciator is designed to monitor NFPA 72 IDC Circuits and report the status to a Fire alarm panel via Form C relay contacts. Audible alarm Mute, Unmute, and Self-Test buttons are located inside for security. It also provides remote monitoring via Ethernet and notifications of alarms can be sent via email or SNMP traps.

Features

- Designed to Monitor NFPA 72 IDC Circuits
- NEMA 4X Enclosure, UL Listed Enclosure E333443
- AC Power 90-264 VAC
- Automatic Battery Backup
- Monitors up to 6 Closed Contacts and wiring
- Separate 50 Ohm Antenna Fail
- 9 Form C Relays to Connect to Fire Alarm Panel, including System Fault and System Trouble
- 9 Bright LEDs Indicate Status
- Audible Alarm with Inside Mute/Unmute
- User Scheduled Unmute
- Self-Test Button Inside
- Remotely Monitor Status and More via Ethernet
- Email and SNMP notifications
- 3 Year DuraComm Warranty



12" H x 10" W x 6.5" D
Shipping weight 12 lbs

***NOTE: Specifications are subject to change without notice.**

Models, Specifications & Pricing

Model Number	Input Voltage	Alarm Notifications	Operating Temp Range	Internal Battery
PSDA-MU1	90 to 264 VAC Auto-Ranging, 47-63 HZ	Dry Contact, LED, SNMP	32°~122°F (0°~50°C)	12 Volts - 7 Ah

PUBLIC SAFETY

EH Series


Environmentally Hardened DC Uninterruptible Power Supplies (UPS) for BDA/DAS, & Small Cell

Features

- Indoor or outdoor Nema 4X enclosure with mounting brackets/flanges
- Mean Well SDR or WDR Power Supply
 - 12, 24, or 48 VDC output
 - Up to 94% efficient
 - Built in active power factor correction
 - Built in DC OK relay
 - Output power: 120 watts (240 watts for EH-48-10N-14Ah model)
 - Full range AC input, single phase, 88 to 264VAC
- 7Ah and 14Ah standard battery configurations. Larger battery capacities available by special order. Consult the following table for estimated battery capacities.
- Sealed AGM Batteries
 - Extended life over flooded lead acid
 - Faster charging over flooded lead acid
 - No off-gassing
- Low Voltage Disconnect
 - Protects delicate electronics from under voltage damage
 - Prevents batteries from over discharging, extending battery life
- AC and power supply fail form C dry contact alarm closures
- LED indication for DC out and AC fail
- Fused 5 place distribution block output
- AC input circuit breakers included



*Front of EH-12-15N Shown
18" H x 16" W x 9" D



*Front of EH-48-5N-MU-14Ah Shown

Models, Specifications & Pricing

Model Number	Output Current (Amps)	Output Voltage VDC	Input Voltage VAC	DC-OK	Internal Battery
EH-12-15N	14	13.8	90 to 264	NO	12 Volts - 7 Ah
EH-24-10N	10	27.5	90 to 264	NO	24 Volts - 7 Ah
EH-48-5N	5	55.2	90 to 264	YES	48 Volts - 7 Ah
EH-12-15N-14Ah	15	13.8	90 to 264	NO	12 Volts - 14 Ah
EH-24-10N-14Ah	10	27.5	90 to 264	NO	24 Volts - 14 Ah
EH-48-5N-14Ah	5	55.2	90 to 264	NO	48 Volts - 14 Ah
EH-48-10N-14Ah	10	55.2	90 to 264	YES	48 Volts - 14 Ah

DC UPS Sizing Chart	Battery Capacity		AC UPS Sizing Chart	Battery Capacity	
Average Constant Current Draw	7Ah	14Ah	Average Power Draw	7Ah	14Ah
<1 Amps	~6 hours	~12 hours	<30 Watts	~6 hours	~12 hours
1 to 2.5 Amps	~3 hours	~6 hours	30 to 70 Watts	~3 hours	~6 hours
2.5 to 5 Amps	~1 hour	~3 hours	70 to 100 Watts	~1 hour	~3 hours

PUBLIC SAFETY

©ENTRI SERIES

EH-MU Series

Environmentally Hardened DC Uninterruptible Power Supplies (UPS) for BDA/DAS, & Small Cell

The Centri Series EH-MU integrates our SiteCentri unit into the EH DC UPS system to provide real time remote monitoring and control of your system. In addition to the standard features of our EH-Series the MU adds the following features.


Features

- Alarm notifications by SNMP and email through Ethernet (Optional Form C dry contact output terminals)
 - Power supply fail alarm
 - AC fail alarm
 - Over temperature alarm
 - Battery low voltage disconnect alarm to MU
- Remote Monitoring
 - Output Voltage and Current
 - Battery Voltage
 - Power rectifier Voltage
 - AC Mains Voltage
 - System Temperature
- Remote Control
 - Power rectifier on/off
 - Internally hosted webpage, plug-and-play, no additional software required
- Internal data storage via SD card and downloadable .CSV file



*Front of EH-48-5N-MU Shown

18" H x 16" W x 9" D



*Front of EH-48-5N-MU-14Ah Shown

Models, Specifications & Pricing

Model Number	Output Current (Amps)	Output Voltage VDC	Input Voltage VAC	DC-OK	Internal Battery
EH-12-15N-MU	14	13.8	90 to 264	NO	12 Volts - 7 Ah
EH-24-10N-MU	10	27.5	90 to 264	NO	24 Volts - 7 Ah
EH-48-5N-MU	5	55.2	90 to 264	YES	48 Volts - 7 Ah
EH-12-15N-MU-14Ah	15	13.8	90 to 264	NO	12 Volts - 14 Ah
EH-24-10N-MU-14Ah	10	27.5	90 to 264	NO	24 Volts - 14 Ah
EH-48-5N-MU-14Ah	5	55.2	90 to 264	NO	48 Volts - 14 Ah
EH-48-10N-MU-14Ah	10	55.2	90 to 264	YES	48 Volts - 14 Ah

DC UPS Sizing Chart	Battery Capacity		AC UPS Sizing Chart	Battery Capacity	
Average Constant Current Draw	7Ah	14Ah	Average Power Draw	7Ah	14Ah
<1 Amps	~6 hours	~12 hours	<30 Watts	~6 hours	~12 hours
1 to 2.5 Amps	~3 hours	~6 hours	30 to 70 Watts	~3 hours	~6 hours
2.5 to 5 Amps	~1 hour	~3 hours	70 to 100 Watts	~1 hour	~3 hours



PUBLIC SAFETY PSRM Series

BACK

Rack Mount Power Supply with BMS & NFPA® 1221 Alarms

The PSRM-NFP Series are 750 Watt power supplies with an integrated Battery Management System and NFPA® 1221 compliant alarms. The AC to DC rectifier provides up to 750 Watts filtered DC output. Battery charging, AC fail battery revert, and Low Voltage Disconnect are provided by an integrated Battery Management System. Alarming is provided by NO/NC form C contacts on the rear panel and visual LED indicators on the front. Alarms include AC fail, charger fail, 70% battery discharge, and battery fail. The PSRM-NFP series is available in 12, 24, & 48 VDC output.

An ethernet/ web interface is included for monitoring and control of the power system and alarms (PSRM-NFPMU Series).

Features

- Integrated smart charger and low voltage battery disconnect
- Manual battery disconnect switch
- NFPA® 1221 compliant form C alarm outputs
- LED alarm indicators

Additional Features for MU Models

- Internet ready with standard ethernet connection
- Remote monitoring of voltage, current, temperature, and external alarm input
- Remote control of power supply, battery connection, and alarm outputs
- Configurable logging, alarms, email notifications, and SNMP traps
- Front panel smart display



PSRM-xxxxNFP
3.5" H x 19" W x 13" D



PSRM-xxxxNFPMU
3.5" H x 19" W x 13" D



Rear View



Models, Specifications & Pricing

Model Number	Output Current (Amps)	Output Voltage VDC	Input Voltage VAC	Efficiency
PSRM-5012NFP	50	13.8	90-264	89%
PSRM-2524NFP	25	28	90-264	90.5%
PSRM-1248NFP	12	55	90-264	92%
PSRM-5012NFPMU	50	13.8	90-264	89%
PSRM-2524NFPMU	25	28	90-264	90.5%
PSRM-1248NFPMU	12	55	90-264	92%

PSBC-1600NFP Series

Battery Charger with NFPA® 1221 Compliant Alarms

The PSBC-1600NFP Series are 1600 Watt rack mount battery chargers with NFPA® compliant alarms. The Smart Charger provides up to 1600 Watts DC output in 3 stages for optimal battery performance. NFPA® 1221 compliant alarming is provided by NO/NC form C contacts on the rear panel and visual LED indicators on the front. Alarms include AC fail, charger fail, 70% battery discharge, and battery fail. The PSBC-1600NFP Series is available in 12,24, & 48V Output.

Features

- Active Power Factor Correction
- 3-Stage 1600-Watt Smart Battery Charger
- Battery Under Voltage / Battery No Connection / Short Circuit / Over Voltage / Over Temperature Protection
- Form C Alarm Outputs for AC Fail, Charger Fail, 70% Battery Discharge, and Battery Fail



1.75" H x 19" W x 13" D

Models & Specifications & Pricing

Model Number	Output Voltage VDC	Max Charge Current	Input Voltage VAC	Battery Capacity (Up to)
PSBC-160012NFP	13.8	100 Amps	90-264	1000 Ah
PSBC-160024NFP	27.6	55 Amps	90-264	550 Ah
PSBC-160048NFP	55.2	27.5 Amps	90-264	270 Ah

©ENTRI SERIES

Site Scout

Wireless Remote Monitoring and Control Unit

The new SITE SCOUT Remote Monitoring and Control Unit (RMCU) is a flexible product for remote site monitoring and control and Industrial Internet of Things (IIoT) applications. Applications: BDA/DAS & Small Cell Network, Communication Equipment Rack, and Portable Equipment Rack.

The SITE SCOUT provides one AC voltage sense input, two isolated DC voltage sense input, two general digital inputs, one AC or DC current sensor input, one temperature sensor input, and four relay outputs. All of these channels are visible on the home page with alarm status and through the Cloud Centri software, and all I/O channels are displayed with alarm status color.

Product

- DC-Powered Remote Monitoring and Control Unit for Remote Site Management and Industrial Internet of Things (IIoT) Applications.
- Wireless Communication via Wi-Fi
- Graphing for Each Analog Input
- Touch screen interface
- Flexible mounting options
- Accessory Kit Supplied
- 3 Year Warranty

Hardware (Version 4.0)

- DC power input: 12 VDC (AC power supply provided)
- AC mains power monitoring 90~250 VAC
- DC power supply voltage sensor +/-60 VDC
- DC battery or N+1 power supply voltage sensor +/-60 VDC
- AC or DC load current sensor -100 to 100 Amps
- External temperature probe (LM35)
- 2 fully opto-isolated digital inputs for door alarms, status inputs, and DC-OK signals
- 4 relay outputs, NO/NC selectable by factory request
- 32-bit ARM cortex dual core processor
- I2C, SMBus, and PMbus header options available.

"Touch Screen Display"



DC-RMCU-2W
1.5" H x 6.5" W x 3.5" D

Rack Mount Option



RM-DC-RMCU-2W
3.5" H x 19" W x 3.5" D

Communication

- TCP/IP via RJ-45, 10/100 Ethernet
- SNMP v1, 2, & 3 integration with MIB from DuraComm.com
- Wi-Fi 802.11 b/g/n (802.11n up to 150 Mbps)
- MQTT to Cloud Centri cloud server
- SMTP/POP3 – email alerts
- PMbus input via I2C header
- Secure 128-bit encryption via TLS or SSL (customer must supply their own TLS encryption key)
- Data Logging via web server and internal SD card
- Alarm settings and Alarm Status Color
- Email alerts and scheduled status emails.
- User configurable alarm thresholds and delays with automatic or manual recovery.
- Manual and scheduled remote power cycling (on/off or momentary) of circuit breakers, repeaters, routers, power supplies, etc.
- Multiple user log-ons with administrator configurable permissions
- Manual or NTP Time Setting
- Log and Download Time stamped Readings and Alarms, stored on internal SD card and downloadable .CSV file
- Custom User Units and calibration for Linear Transducers
- Control Digital Outputs based on Analog Input Alarm.
- Optional Analog Input Averaging.
- Configure Analog and Digital Alarm Delay Duration (Hold-off) before triggering to Avoid Transient Alarms.
- Remote reboot
- User controlled remote software update over TCP/IP

Models & Pricing

Model
Number

DC-RMCU-2W

RM-DC-RMCU-2W

Site Graph DC-RMCU-8G

The SiteGraph is the next generation of DuraComm's popular Site Centri remote monitoring and control units. It improves on our original design providing more inputs and outputs along with higher resolution and web-based data graphing. The Site Graph adds the Industrial Internet of Things (IIoT) functionality to existing systems and integrates with monitoring software through a SNMP.

Features

- Graphing of data for each input
- HTTPS self-generated web page.
- User customizable inputs and outputs
- Email alerts and scheduled status emails
- User configurable alarm thresholds and delays with auto or manual recovery
- Alarms can be user configured to control the digital outputs for automatic control
- Remote control (on/off) of circuit breakers, repeaters, routers, power supplies, relays etc.
- Wide DC power input from 9 to 60 VDC
- Flexible mounting: slim 1RU rack (RM-DC-RMCU-8G) or DIN mount (DC-RMCU-8G)
- 4 Fully Isolated AC or DC voltage inputs (24-bit ADC): DC range +/- 60 VDC, or +/-2 VDC. AC range 24 to 250 VRMS AC. AC or DC Jumper, and Range Jumper are set at factory
- 4 Fully Isolated DC only voltage inputs (24-bit ADC): DC range +/- 60 VDC or +/-2 VDC. Range Jumper set at factory.
- Standard Analog Input Configuration: (Custom Factory Configurations Available)
 - CH1 - CH2: AC Voltage, 24 to 250 VRMS
 - CH 3: DC +/- 2VDC range, factory calibrated for DC current using external. 100A, 50mv shunt – (purchase shunt separately)
 - Ch4 – Ch8: DC Voltage +/- 60 VDC
- Analog Input channels 1 thru 8 are configurable for any linear DC voltage-output sensor (within measurement range). For example: Pressure, FWD Power, REV Power, etc – (not included)
- 4 voltage outputs, 0 to 10VDC. 12-bit DAC
- 1 internal temperature and humidity sensor
- 1 external temperature probe
 - User selectable Fahrenheit or Celsius scales
 - Additional temperature sensors can be added. Additional sensors must be purchased separately and installed/calibrated at the factory.
- 10 fully opto-isolated digital inputs for door alarms, status inputs, DC-ok signals and more.
- 4 Form "C" relay dry contact outputs (Digital Outputs 1 to 4)
- 4 fully isolated open-drain digital outputs (60 VDC Max) Digital Outputs 5 to 8
- TCP/IP communication through a standard RJ-45, ethernet
- SNMP v1, v2, & v3 integration with MIB from DuraComm.com
- SMTP/POP3 – email alerts
- User controlled remote software update over TCP/IP
- Time-Stamped Data logging, continuous or scheduled, stored on internal SD card. Downloadable .CSV file
- Password protected configuration and control web pages with two levels of user permissions
- Easy to use screw terminal block
- UL 60950-1 Recognized



DuraComm®
SITEGRAPH

Rack Mount Option



Models & Pricing

Model Number
DC-RMCU-8G
RM-DC-RMCU-8G

Site Centri

Remote Monitoring & Control

The Site Centri has become one of DuraComm's most popular products since its debut back in 2014. The improved 2018 model features several improvements as we continue to respond to the needs of our customers. Our ©entri series allows you to monitor, log, and control your equipment from anywhere with a computer or smartphone through a standard web page. The Site ©entri has 6 isolated inputs analog inputs, 4 isolated digital inputs, and 4 isolated digital outputs.

Features

- HTTP self-generated web pages
- User customizable inputs and outputs
- Email alerts and scheduled status emails
- User configurable alarm thresholds and delays with auto or manual recovery
- Alarms can be user configured to control the digital outputs for automatic control.
- Remote power cycling (ON/OFF) of automatic reset of circuit breakers, repeaters, routers, power supplies, etc.
- Flexible mounting: Rack (RM-DC-RMCU1) or DIN mount (DC-RMCU1)
- Wide power input range 9 to 60 VDC
- 6 Fully Isolated DC voltage inputs: +/- 60 VDC range or +/- 2 VDC range at +/- 2% set at factory
- Standard Voltage Input Configuration:
CH1: +/- 2 VDC Range, factory calibrated for external 100 A, 50mv shunt (purchase separately)
- 1 AC voltage Sensor
 - 24 to 250 VAC range
- 4 digital inputs for alarms, contact closures, and digital sensors
0 to 5 VDC input logic standard.
- 4 digital outputs for alarms, contact closures, and digital sensors
 - Open-drain output logic. 60VDC max
 - Digital outputs can be configured to "auto-reset" (pulse mode)
- 1 external temperature sensor with user selectable Fahrenheit or Celsius scales
 - Up to 5 additional temperature sensors can be added. Each sensor uses 1 of the DC voltage inputs. Additional sensors must be purchased separately and installed/calibrated at the factory.
- TCP/IP communication through a standard RJ-45, ethernet
- SNMP v1, v2, & v3 support of traps, gets and sets with MIB file from Duracomm.com
- SMTP/POP3 – email alerts
- Data logging, time stamped, continuous logging, stored on internal SD card and downloadable .CSV file
- Password protected web page for setup and control
- Easy to use screw terminal blocks
- UL 60950-1 Recognized



Weight - 3.25 lbs
8" H x 3" W x 5" D



Certified to UL 60950-1
& CAN/CSA C22.2 No. 60950-1-07

Models & Pricing

Model Number
DC-RMCU1
RM-DC-RMCU1

Rack Mount Option



Weight - 4.5 lbs
3.5" H x 19" W x 6" D

DESKTOP POWER SUPPLY

LPX Series

BACK

Next Generation Low Profile Desktop

The LPX Series is the next generation of DuraComm's popular and reliable LP desktop power supply. We enhanced the electronic filtering and noise shielding, added auto ranging AC input, and adjustable DC output, all while maintaining the rugged 7 inch standard design. The improved efficiency meets DoE level VI green energy standards.

Features

- Universal AC input - full range: 90~264 VAC
- Filtered and regulated with built in active PFC function
- Fanless design, cooling by free air convection
- 125% peak load capability
- RoHS Compliant
- Adjustable Output Voltage 11.5 ~ 15VDC
- Protections: Short Circuit, Overload, OverVoltage, Overheat
- Meets Level VI Efficiency Standards
- Compatible with all LPH Hoods
- UL/CUL/CE Listed
- - N models includes a Motorola SAE connector
- Complies with ELSA 2007/DoE, NRCAN, and EU ErP



Models, Specifications & Pricing

Model Number	Output Current (Amps)	Output Voltage VDC	Input Voltage VAC	Weight (lbs)
LPX-3-48	3	48	90 - 264	2.9
LPX-10	10	13.8	90 - 264	2.9
LPX-14	14	13.8	90 - 264	2.9
LPX-14N	14	13.8	90 - 264	2.9
LPX-18	18	13.8	90 - 264	3.1
LPX-18N	18	13.8	90 - 264	3.1
LPX-25	25	13.8	90 - 264	3.4

LPX-18BC

LPX-18 with built in battery charger AC input Voltage 115 or 230VAC Switch selectable

Features

- Universal full range AC input
- Built-in active PFC function
- No load power consumption < 0.5W
- UL/CUL listed
- Protections: short circuit / overload / over voltage / / over temperature / battery low / battery polarity
- Compatible with all LPH radio hoods and the RM-Kit rack mount bracket



Weight - 3.5 lbs
1.97" H x 7.09" W x 8.54" D

Models, Specifications & Pricing

Model Number	Output Current (Amps)	Output Voltage VDC	Input Voltage VAC	Charging Output VDC	Charging Current Amps	Internal Battery	Weight (lbs)
LPX-18BC	13.5 (15A- No Batt)	Ch1=13.8 Ch2=13.6	115 or 230	13.6	1.5	N/A	3.3

EH-30

RF shielded power supply with built in battery charger for high noise environments

Features

- Autoranging AC input - full range (90 to 264 VAC / 127 to 370 VDC)
- RF Shielded high noise immunity
- Very low output ripple, 25 mVp-p
- Working temperature range: -30 to + 60 °C
- Integrated Battery Charger and Isolation
- Built-in parallel capability for load-share applications
- Protections: short circuit / overload / over voltage / overheat with auto recovery
- Compatible with all LPH radio hoods and the RM-Kit rack mount bracket



Weight - 4.5 lbs
2.875" H x 7" W x 8.25" D



Models, Specifications & Pricing

Model Number	Output Current (Amps)	Output Voltage VDC	Input Voltage VAC	Charging Output VDC	Charging Current Amps	Internal Battery	Weight (lbs)
EH-30	30	13.8	90- 264	13.4	0.5	N/A	4.5

LPHP Series

High Power Desktop Power Supply

Features

- Adjustable DC output voltage
 - Input Voltage 90-264 VAC, 47-63 Hz, or 120-370 VDC, Automatic
 - Includes in-rush current limiting
 - Protections: short circuit / overload / overheat
 - Fan Cooling
 - Heavy Duty Post Output Connectors
- NOTES:
- Centri Series MU- remote monitoring and control option available
 - Compatible with all LPH radio hoods



Weight - 7 lbs
2.75" H x 6.75" W x 14.5" D

Models, Specifications & Pricing

Model Number	Output Current (Amps)	Output Voltage VDC	Input Voltage VAC	Weight (lbs)
LPHP-4012	40	13.8	90 - 264	7
LPHP-2024	20	27.5	90 - 264	7
LPHP-1048	10	48.0	90 - 264	7
LPHP-4012-BC	40	13.8	90 - 264	8

LPB Series

Desktop Power Supply with Intergrated Backup Battery and Charger

Features

- Universal AC input 88~264 VAC
- Short Circuit /Overload/Over Temperature Protections
- Built-in EMI filter
- Front panel DC output indicator (LPB-12 & LPB-15)
- Front panel indicator for AC fail (LPB-12H)
- Front panel power LED, DC voltage and battery level indicator (LPB-12M)
- Two front panel USB type A charger outputs, 2 Amps each (LPB-12M)
- Internal battery automatically recharges when AC power is restored
- Compatible with all LPH Hoods for custom mobile radio mounting

LPB-12 & LPB-15

LPB-12M



Weight - 7.75 lbs
3.75" H x 7" W x 10" D

LPB-12H & LPB-24



B-12V-7A

B-6V-12A



Weight - 13 lbs
3.75" H x 7" W x 16" D

Models, Specifications & Pricing

Model Number	Output Current (Amps)	Output Voltage VDC	Input Voltage VAC	Charging Output VDC	Charging Current Amps	Internal Battery	Weight (lbs)
LPB-12	7	13.8	100-260	13.8	1.5	7 Ah	7.75
LPB-12M	7	13.8	100-260	13.8	1.5	7 Ah	7.75
LPB-15	12	13.8	90-264	13.8	1.5	7 Ah	7.75
LPB-12H	12	13.8	100-260	13.8	1.5	12 Ah	13
LPB-24	7	27.5	90-264	27.5	1.5	7 Ah	13
B-12V-7A	Battery for LPB-12 & LPB-15		N/A	12	N/A	7 Ah	5.4
B-6V-12A	Battery for LPB-12H		N/A	12	N/A	12 Ah	4.38

DESKTOP POWER SUPPLY

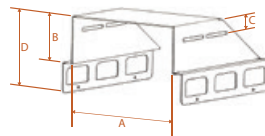
LOW PROFILE HOOD

BACK

Radio Hoods for Desktop

DuraComm's desk top hoods are designed to provide radio mounting to any of our desk top power supplies. These covers are customized to fit various radio models. If you do not see the radio model you are looking for, please contact us at sales@duracomm.com or give us a call.

Radio	Low Profile Hood
Midland	
MXT-400/500	LPH-KEN/S
ML 3215/3245	LPH-MOT/CDM
MO-1008/4008, MO-1016/4016	LPH-KEN-81
Motorola Radio Models	
SM-50, SM-120	LPH-MOT/S
GM-300, M-120, M-130, ASTRO XTL 5000 Mid Power	LPH-MOT/L
APX-6500, APX-7500, APX-8500 Mid Power with 05 Control Head	LPH-MOT/L
XPR 4350/4550, XPR 4380/4580, XPR 5350/5550, XPR 5350e/5550e, XPR 5380e/5580e	LPH-MOT/CDM
CDM750, CDM1250, CDM1550	LPH-MOT/CDM
CM200/300, CM200d/300d, PM400, XPR 2500	LPH-MOT-PM/VTX
Kenwood Radio Models	
TK 700/800, ANY TONE	LPH-KEN/S
NX 5700/5800/5900, TK 5730/5830/5930, VM5000	LPH-KEN/M
TK 630/730/830/930, TK 690/790/890, TK 931HD, TK 5710/5810, TK 7150/8150	LPH-KEN/L
TK 5720/5820, TK6110, TK 7102/8102, TK 7120, TK 7160/8160, TK 7180/8180, TK 7302/8302, TK 7360/8360, TK D740/D840	LPH-KEN-81
NX 700/800, NX 720/820, NX 740/840, NX 900/901, NX 920, NX 3720/3820	LPH-KEN-81
Hytera	
MD782i	LPH-HYT/L
Vertex	
EVX-5300/5400, VX-2100/2200, VX-4100/4200, VX-4500/4600, VX-7200	LPH-MOT-PM/VTX
ICOM	
A110, F121/221, F1010/2010, F1610/2610, F5011/6011, F5021/6021, F5121/6121, F5220/6220	LPH-ICOM/221S
A120, F5016/6016, F5630/6360	LPH-KEN-81
Tekk	
M-5000	LPH-ICOM/221S
ANYTONE	
	LPH-KEN/S



Left : Motorola XPR 5550 w/LPH-MOT/CDM
Right: Motorola XPR 2500 w/LPH-MOT-PM/VTX

Models, Specifications & Pricing

Model shown is for descriptive purposes only. Each model design will vary based on the radio it is meant to house.

Model Number	A	A	B	B	C	C	D	D
LPH-HYT/L	6 13/16"	173 mm	2 1/2"	64 mm	(2) 1 3/8"	(2) 35 mm	4 1/4"	108 mm
LPH-ICOM 221S	5 7/8"	149.2 mm	2 5/8"	67 mm	(2) 3/4"	(2) 19 mm	4 5/8"	117 mm
LPH-KEN/S	5 5/8"	142.8 mm	1 5/8"	41 mm	(2) 3/4"	(2) 19 mm	3 5/8"	92 mm
LPH-KEN/M	6 3/4"	171.4 mm	2 1/2"	64 mm	(2) 1 1/4"	(2) 32 mm	4 1/4"	108 mm
LPH-KEN/L	7 1/16"	179.3 mm	2 1/2"	64 mm	(3) 1 1/4"	(3) 32 mm	4 1/4"	108 mm
LPH-KEN-81	6 5/16"	160.3 mm	2 5/8"	67 mm	(2) 1"	(2) 25 mm	4 1/2"	114 mm
LPH-MOT/S	6 5/8"	168.2 mm	2 1/4"	57 mm	(1) 1 1/8"	(1) 29 mm	4"	102 mm
LPH-MOT/L	7 1/16"	179.3 mm	2 3/16"	56 mm	(1) 1"	(1) 25 mm	4"	102 mm
LPH-MOT/CDM	6 5/8"	168.2 mm	2 1/4"	57 mm	(1) 1"	(1) 25 mm	4 1/8"	105 mm
LPH-MOT-PM/VTX	6 5/8"	168.2 mm	2 1/2"	64 mm	(2) 1 1/8"	(2) 29 mm	4 5/16"	110 mm

RM-Kit & RM-Shelf

Additional Mounting Options

The RM-Kit is a 19" rack mount solution that is compatible with all DuraComm LP, EH, and LPX series power supplies as well as the Mean Well ENP power supplies and ENC battery chargers. The holes are a standard DIN radio size for side-by-side mounting. A second shelf can be added with a knock out that can be easily removed. DuraComm LP, LPX, and EH series power supplies provide 12 volt power from 10 to 30 amps while the Mean Well ENP & ENC series provide 12, 24, or 48 volts in 120, 180, 240, and 360 watt capacities. The units slide in easily and securely with the included screws. The second shelf can also be used to hold a battery for the battery charger and/or a DB-5 distribution panel for power delivery and fusing.


Features

- Economical and flexible mounting solution for DuraComm's desktop modules
- Heavy Gauge Steel; will not bend or deform
- Precision mounting slots for securing LP, LPX, EH, ENP, and ENC power supplies and chargers
- DIN sized knock out for radio mounting and adding a second shelf
- Scratch and scuff resistant black powder coat
- RoHS compliant



RM-Shelf

3.0" H x 8.3215" W x 7.25" D



RM-Kit (Front Panel + 1RM-Shelf)

3.5" H x 19" W x 7.25" D

Example Configurations:



Power Supply & Battery Charger



Power Supply & Radio

Models, Specifications & Pricing

Model Number	Weight (lbs)
RM-Kit	2
RM-Shelf	1


©ENTRI SERIES HE1U-MU Series

High Efficiency 1 RU Power Supply with Remote Monitoring & Control

The ©entri Series HE1U power supplies now fully integrate our Site ©entri remote monitoring and control unit adding internal relay protections for a more reliable system. The units feature a new front panel display that allows for on-site adjustment and monitoring. Internally, all models have relay protections on all inputs and outputs with programmable auto-reset, SNMP monitoring, and email notifications.

Features - Basic Version

- 12, 24, and 48 volt models
- High efficiency: up to 93%
- High power density: up to 750 watts
- Low profile: 1 RU
- User programmable relay protections: short circuit / overload / over voltage / overheat
- User programmable disconnects, reconnects, and resets
- Built in active power factor correction
- Alarm notifications by SNMP and email through Ethernet (Optional Form C dry contact output terminals)
- Power supply fail notification with automatic and remote reset
- AC fail notification with automatic and remote reset
- Over temperature notification with automatic and remote reset
- Battery low and low voltage disconnect notification with automatic and remote reset
- Remote Monitoring
- Output voltage and current
- Battery voltage, if present
- AC mains voltage
- System Temperature
- Battery backup connect/disconnect if present
- Internally hosted webpage, plug-and-play, no additional software required
- SNMP v1, v2, and v3 integration and monitoring over IP
- Internal data storage via SD card and downloadable .CSV file
- BBLVD model features diode isolated battery inputs with a low voltage disconnect relay



Weight- 8.4 lbs
1.75" H x 19" W x 13.5" D



Features - Optional Versions

- Intenal Battery and Charger Option Available: **HE1U-____-BMS**
- Remote Monitoring Option available: **HE1U-____-BMS-MU**

Models, Specifications & Pricing

300 WATT - Full Version

Model Number	Output Current (Amps)	Output Voltage VDC	Input Voltage VAC	DC-OK	Battery Disconnect Switch	Charging Current Amps	Suggested Battery Capacity	Disconnect/Reconnect VDC
HE1U-2012-BMS-MU	20	13.8	110 or 220	YES	YES	7.2	60-120 Ah	10.4 / 12.5
HE1U-1024-BMS-MU	10	27.5	110 or 220	YES	YES	4.3	30-60 Ah	21.5 / 25.5
HE1U-548-BMS-MU	5	56	110 or 220	YES	YES	2.2	15-30 Ah	42.0 / 50.0

750 WATT - Full Version

Model Number	Output Current (Amps)	Output Voltage VDC	Input Voltage VAC	DC-OK	Battery Disconnect Switch	Charging Current Amps	Suggested Battery Capacity	Disconnect/Reconnect VDC
HE1U-5012-BMS-MU	50	13.8	110 or 220	YES	YES	7.2	60-120 Ah	10.4 / 12.5
HE1U-2524-BMS-MU	25	27.5	110 or 220	YES	YES	4.3	30-60 Ah	21.5 / 25.5
HE1U-1248-BMS-MU	12	56	110 or 220	YES	YES	2.2	15-30 Ah	42.0 / 50.0

*Intended to be used with separate external battery charger to support large AH battery banks. Battery Charging based on external battery charger.



RACK MOUNT POWER SYSTEMS BACK

HE1U Series

High Efficiency Low Profile Power Supplies

MU-Integrated Remote Monitoring & Control available

The high efficiency HE1U series DC power supply is designed to provide maximum power in a small package. These high power density units are only 1RU high and 9.5" deep, yet are able to provide up to 1500 watts from a single AC power outlet. Built into our sturdy chassis with ¼ inch output studs and a terminal strip for DC-OK and internal power supply remote On/Off control.

Features - Basic Version

- High efficiency up to 93%
- Heavy duty ¼ inch output studs, IP covers available separately (Part Number)
- Universal AC input: 90 to 264VAC table here
- Protections: short circuit / overload / over voltage / overheat
- High Power 1500 watt Models
See below (on chart) offered in 300W, 750W, 1500W
- N+1 and 1+1 redundant models available (see Redundant Power Systems Section)
- *External Battery and Charger Option Available: HE1U-_____-BBLVD*
- *Remote Monitoring Option available: HE1U-_____-MU, HE1U-_____-BBLVD-MU*
- BBLVD- diode isolated battery backup terminals with low voltage disconnect for use with an external battery charger. The LVD disconnects the battery at an adjustable voltage to eliminate battery damage due to over discharging. Protects equipment that is sensitive to low voltage during battery operation. Manual battery disconnect switch included.
- Trickle charger substitution for smart charger available upon request



* Front and Rear of basic version shown
1.75" H x 19" W x 9.5" D

Features - Optional Versions

- *Intenal Battery and Charger Option Available: HE1U-_____-BMS*
- *Remote Monitoring Option available: HE1U-_____-BMS-MU*



Front and Rear of BBLVD, BMS version shown



MU-Integrated
Remote
Monitoring &
Control
available

RACK MOUNT POWER SYSTEMS

BACK

HE1U Series

High Efficiency Low Profile Power Supplies

Models, Specifications & Pricing

300 WATT

Model Number	Output Current (Amps)	Output Voltage VDC	Input Voltage VAC	Weight (lbs)	DC-OK	Battery Disconnect Switch	Charging Current Amps	Suggested Battery Capacity	Disconnect/Reconnect VDC
HE1U-2012	20	13.8	90-264	8.0	YES	NO	N/A	N/A	N/A
HE1U-1024	10	27.5	90-264	8.0	YES	NO	N/A	N/A	N/A
HE1U-548	5	56	90-264	8.0	YES	NO	N/A	N/A	N/A
HE1U-2012-BMS	20	13.8	110 or 220	8.0	YES	YES	7.2	60-120 Ah	10.4 / 12.5
HE1U-1024-BMS	10	27.5	110 or 220	8.0	YES	YES	4.3	30-60 Ah	21.5 / 25.5
HE1U-548-BMS	5	56	110 or 220	8.0	YES	YES	2.2	15-30 Ah	42.0 / 50.0

750 WATT - Slim Version

Model Number	Output Current (Amps)	Output Voltage VDC	Input Voltage VAC	Weight (lbs)	DC-OK	Battery Disconnect Switch	Charging Current Amps	Suggested Battery Capacity	Disconnect/Reconnect VDC
HE1U-5012	50	13.8	90-264	8.0	YES	NO	N/A	N/A	N/A
HE1U-2524	25	27.5	90-264	8.0	YES	NO	N/A	N/A	N/A
HE1U-1248	12	56	90-264	8.0	YES	NO	N/A	N/A	N/A
HE1U-5012-BMS	50	13.8	110 or 220	8.0	YES	YES	7.2	60-120 Ah	10.4 / 12.5
HE1U-2524-BMS	25	27.5	110 or 220	8.0	YES	YES	4.3	30-60 Ah	21.5 / 25.5
HE1U-1248-BMS	12	56	110 or 220	8.0	YES	YES	2.2	15-30 Ah	42.0 / 50.0

1500 WATT - Slim Version

Model Number	Output Current (Amps)	Output Voltage VDC	Input Voltage VAC	Weight (lbs)	DC-OK	Battery Disconnect Switch	Charging Current Amps	Suggested Battery Capacity	Disconnect/Reconnect VDC
HE1U-10012	100	13.8	90-264	12.0	YES	NO	N/A	N/A	N/A
HE1U-5024	50	27.5	90-264	12.0	YES	NO	N/A	N/A	N/A
HE1U-2548	25	56	90-264	12.0	YES	NO	N/A	N/A	N/A
HE1U-10012-BBLVD*	100	13.8	110 or 220	12.0	YES	YES	N/A	60-120 Ah	10.4 / 12.5
HE1U-5024-BBLVD*	50	27.5	110 or 220	12.0	YES	YES	N/A	30-60 Ah	21.5 / 25.5
HE1U-2548-BBLVD*	25	56	110 or 220	12.0	YES	YES	N/A	15-30 Ah	42.0 / 50.0

*BBLVD Version intended to be used with separate external battery charger to support large AH battery banks. Battery Charging based on external battery charger.



RACK MOUNT POWER SYSTEMS

BACK

RLP Series

Rack Mount Power Supplies

MU-Integrated Remote Monitoring & Control available

Features

- *Battery charger is switch selectable 110/220 AC input
 - Analog meter on the front of the unit shows unit voltage or amperage, switch selectable
 - Inrush current limiting
 - Protections: short circuit / overload / over voltage / overheat
 - Optional TTL remote control and DC-OK terminals
 - N+1 and 1+1 redundant models available (see Redundant Power Systems Section)
 - Heavy duty ¼ inch output studs, IP covers available separately (Part Number)
 - Dimensions are 3.5" H x 19" W x 13" D
- Modular design, factory installed options available- BB, BBLVD, BBSCLVD, and UPS can be added to any of these versions;
 - BB- diode isolated battery backup terminals for seamless battery backup
 - BBLVD- diode isolated battery backup terminals with low voltage disconnect for use with an external battery charger. The LVD disconnects the battery at an adjustable voltage to eliminate battery damage due to over discharging. Protects equipment that is sensitive to low voltage during battery operation. Manual battery disconnect switch included.
 - BBSCLVD- internal 120 watt 3 stage smart charger with dual diode isolation, backup battery terminals, and low voltage disconnect. Smart charging monitors batteries for optimal charging and maintenance, extending battery life.
 - MU - An ethernet/web interface is included for monitoring of the power system and batteries.



3.5" H x 19" W x 13" D
(Model RLP-4012BBSCLVD Shown)

Models, Specifications & Pricing

Model Number	Output Current (Amps)	Output Voltage VDC	Input Voltage VAC	Panel Height	Weight (lbs)	N+1	RC & DC OK	Suggested Battery Capacity
RLP-8012	80	12-15	100-260	3.5"	21	YES	NO	N/A
RLP-8012BBSCLVD	80	14	110 or 220	3.5"	22	YES	NO	60-120 Ah
RLP-8012BBSCLVD-MU	80	14	110 or 220	3.5"	22	YES	NO	60-120 Ah
RLP-4012	40	12-15	100-260	3.5"	15	NO	YES	N/A
RLP-4012BBSCLVD	40	14	110 or 220	3.5"	16	NO	YES	60-120 Ah
RLP-4012BBSCLVD-MU	40	14	110 or 220	3.5"	16	NO	YES	60-120 Ah
RLP-4024	40	22-29	100-260	3.5"	21	YES	NO	N/A
RLP-4024BBSCLVD	40	28	110 or 220	3.5"	22	YES	NO	30-60 Ah
RLP-4024BBSCLVD-MU	40	28	110 or 220	3.5"	22	YES	NO	30-60 Ah
RLP-2024	20	22-29	100-260	3.5"	15	NO	YES	N/A
RLP-2024BBSCLVD	20	28	110 or 220	3.5"	16	NO	YES	30-60 Ah
RLP-2024BBSCLVD-MU	20	28	110 or 220	3.5"	16	NO	YES	30-60 Ah
RLP-2048	20	46-56	100-260	3.5"	21	YES	NO	N/A
RLP-2048BBSCLVD	20	56	110 or 220	3.5"	22	YES	NO	15-30 Ah
RLP-2048BBSCLVD-MU	20	56	110 or 220	3.5"	22	YES	NO	15-30 Ah
RLP-1048	10	46-56	100-260	3.5"	15	NO	YES	N/A
RLP-1048BBSCLVD	10	56	110 or 220	3.5"	16	NO	YES	15-30 Ah
RLP-1048BBSCLVD-MU	10	56	110 or 220	3.5"	16	NO	YES	15-30 Ah




MU-Integrated
Remote
Monitoring &
Control
available

RACK MOUNT POWER SYSTEMS

BACK

RLP-UPS Series

Rack Mount Power Supplies



Features

- *Battery charger is switch selectable 110/220 AC input
- UPS- models integrate the smart charger, dual diode isolation, battery terminals, and low voltage disconnect with a compact internal AGM battery. For use with an external generator system to provide a seamless transition. Additional external batteries can still be added.

Models, Specifications & Pricing

Model Number	Output Current (Amps)	Output Voltage VDC	Input Voltage VAC	Internal Battery Size	N+1	RC & DC OK	Suggested Battery Capacity
RLP-1048-UPS	10	56	110 or 220	3Ah	NO	YES	15-30 Ah
RLP-2024-UPS	20	22-29	110 or 220	9Ah	NO	YES	30-60Ah
RLP-4012-UPS	40	12-15	110 or 220	9Ah	NO	YES	60-120Ah

RLP 3RU Series

Features

- High Power 48 VDC output power supply for **220 VAC ONLY**



2.4 kW HEAVY DUTY RACK MOUNT POWER SUPPLY

Model Number	Output Current (Amps)	Output Voltage VDC	Input Voltage VAC	Panel Height	Weight (lbs)	N+1	Suggested Battery Capacity	Meters
RLP-5048	50	48.0	180-264	5.25"	21	NO	N/A	NO
RLP-5048M	50	48.0	180-264	5.25"	21	NO	N/A	YES

3kW HEAVY DUTY RACK MOUNT POWER SUPPLY

Model Number	Output Current (Amps)	Output Voltage VDC	Input Voltage VAC	Panel Height	Weight (lbs)	N+1	Suggested Battery Capacity	Meters
RLP-6048	60	48	180-260	5.25"	31	YES	N/A	NO
RLP-6048M	60	48	180-260	5.25"	31	YES	N/A	YES

RM Series

Features

- Proven Reliable Design
- Shallow mounting
- Battery backup isolation module available
- Open frame designs are not recommended for applications requiring ingress protection (IP)
- Systems use proven DuraComm "Power Block" switching modules
- Modular design provides N+1 redundancy for certain models (see table below)
- Selectable 110 or 220 VAC inputs
- 19" width fits standard EIA rack
- Thermostatically controlled fans come on only when needed, extending fan life
- 80% typical efficiency means low heat output and low power costs
- Selectable metering option available measures voltage output and individual module current (models with "M" suffix)
- Output voltage is adjustable (see table below)



Depth - 7.5"
See Below for
Height & Weight



Front Panel with Meter

Models, Specifications & Pricing

NOTE: 12V Models Discontinued

Model Number	Output Current (Amps)	Output Voltage VDC	Input Voltage VAC	Panel Height	Weight (lbs)	N+1	Meters
RM-1224	12.5	27.5	110 or 220	3.5"	8.5	NO	NO
RM-1224M	12.5	27.5	110 or 220	3.5"	8.5	NO	YES
RM-2524	25	27.5	110 or 220	3.5"	9.5	YES	NO
RM-2524M	25	27.5	110 or 220	3.5"	9.5	YES	YES
RM-3624	36	27.5	110 or 220	7"	16.5	YES	NO
RM-3624M	36	27.5	110 or 220	7"	16.5	YES	YES
RM-5024	50	27.5	110 or 220	7"	17.5	YES	NO
RM-5024M	50	27.5	110 or 220	7"	17.5	YES	YES
RM-548	5	48	110 or 220	3.5"	8.5	NO	NO
RM-548M	5	48	110 or 220	3.5"	8.5	NO	YES
RM-1248	12.5	48	110 or 220	3.5"	9.5	NO	NO
RM-1248M	12.5	48	110 or 220	3.5"	9.5	NO	YES
RM-2548	25	48	110 or 220	7"	17.5	YES	NO
RM-2548M	25	48	110 or 220	7"	17.5	YES	YES

Add RMBC & RMBB series to provide solid state battery back up operation. (see next page)

RACK MOUNT POWER SYSTEMS

RMBC Series

BACK

Features

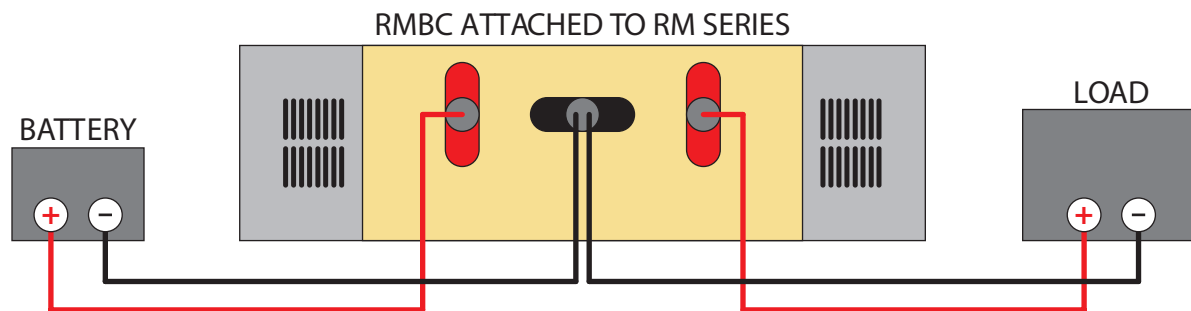
RMBC & RMBB Features

- Dual Schottky diodes provide protective isolation and seamless transfer to battery when power goes down - No relays to fail
- Handles up to 75 amps continuous and up to 60 VDC input
- Easy mounting on the back of RM Series power supplies
- Automatically provides float charge, battery maintenance when power is restored
- Includes mounting hardware and wiring
- Factory installation available if ordered with RM power supply
- Available with relay contacts for AC Fail (ACF models)



Weight - 1.75 lbs
3.65" H x 5.62" W x 4" D

Application Diagram



Models, Specifications & Pricing

Model Number	Input Range VDC	Amps (Max)	Output Current to Battery @ 13.8 VDC (Amps)	Output Current to Battery @ 27.5 VDC (Amps)	Output Current to Battery @ 55.2 VDC (Amps)	Suggested Battery Capacity	Weight (lbs)
RMBB	12-60	75	N/A	N/A	N/A	Variable	1.75
RMBC	12-60	75	1-3 Amps	1-3 Amps	1-2 Amps	Variable	1.75
RMBC-ACF-24	22-28	75	N/A	1-3 Amps	N/A	35-50 Ah	1.75
RMBC-ACF-48	46-60	75	N/A	N/A	1-2 Amps	20-30 Ah	1.75



MU-Integrated Remote Monitoring & Control available for HE1U & RLP models

RACK MOUNT POWER SYSTEMS

BACK

Redundant Power Systems

DuraComm's redundant power models incorporate a second module in passive (N+1) or active (1+1) configurations. DC ok/fail contacts for each model on the back of the unit.

- Custom add-ons available
 - 2AC-Redundant AC input power cords
 - MU-Integrated Remote Monitoring and Control available for HE1U and RLP models
 - BMS- Diode Isolated Battery Management System for some of HE1U and RLP models

Features

- **N+1 passive redundancy models: the second power module is in standby mode until the primary module fails**

Model Number	Output Current (Amps)	Output Voltage VDC	Input Voltage VAC	Panel Height	Weight (lbs)	Redundancy
RLP-4012-N+1	40	12-15	100-260	3.5"	15	N+1
RLP-2024-N+1	20	22-29	100-260	3.5"	15	N+1
RLP-1048-N+1	10	46-56	100-260	3.5"	15	N+1

Model Number	Output Current (Amps)	Output Voltage VDC	Input Voltage VAC	Panel Height	Weight (lbs)	Redundancy
HE1U-5012-N+1	50	13.8	90-264	1.75"	8.0	N+1
HE1U-2524-N+1	25	27.5	90-264	1.75"	8.0	N+1
HE1U-1248-N+1	12	56	90-264	1.75"	8.0	N+1

- **1+1 active redundancy models: these units have independent power modules in a parallel, load sharing configuration. De-rate the total current output of each unit by half for 1+1 redundant output capacity.**

Model Number	Output Current (Amps)	Output Voltage VDC	Input Voltage VAC	Panel Height	Weight (lbs)	Redundancy
RLP-8012	80	12-15	100-260	3.5"	21	1+1
RLP-4024	40	22-29	100-260	3.5"	21	1+1
RLP-2048	20	46-56	100-260	3.5"	21	1+1

Model Number	Output Current (Amps)	Output Voltage VDC	Input Voltage VAC	Panel Height	Weight (lbs)	Redundancy
RM-5024	50	27.5	110 or 220	7"	17.5	1+1
RM-2524	25	27.5	110 or 220	3.5"	9.5	1+1
RM-2548	25	48	110 or 220	7"	17.5	1+1

RMSL, RMF, and RU1 Series

Open Frame Models

This Economical option is **Open frame designs are not recommended for applications requiring ingress protection (not IP rated)**. All include Protections: short circuit / overload / over voltage / overheat

Features

- RMSL
 - Input voltage 88 to 132 / 176 to 264 VAC switch selectable*
 - Built-in EMI filter
 - Soft start with limiting AC surge current

- RMF
 - Auto ranging voltage input 90 to 264 VAC, 47 to 63 Hz or 120 to 370 VDC
 - 2 rack units high (3.5")
 - Available in 12, 24 and 48 VDC output (adjustable)
 - Inrush current limiting
 - Built-in TTL remote control / remote sense
 - DC-OKTTL signal

- RU1
 - Low Profile 1RU 1.75"
 - Auto ranging input; full range 85 to 264 VAC / 120 to 370 VDC
 - 25% energy savings with power factor correction feature
 - Built-in TTL remote control / remote sense
 - Remote ON/OFF control



Models, Specifications & Pricing

Model Number	Output Current (Amps)	Output Voltage VDC	Input Voltage VAC	Panel Height	Weight (lbs)	N+1	Meters
RMSL-5012*	50	12-15	110 or 220	3.5"	7	NO	NO
RMSL-1212	12.5	12-15	110 or 220	1.75"	2.125	NO	NO
RMSL-624	6	24-29	110 or 220	1.75"	2.125	NO	NO
RMSL-348	3	46-54	110 or 220	1.75"	2.125	NO	NO
RMF-4012	40	12-15	90-264	3.5"	8	NO	NO
RMF-2024	20	22-29	90-264	3.5"	8	NO	NO
RMF-1048	10	46-56	90-264	3.5"	8	NO	NO
RU1-4012	40	13.5-18	85-264	1.75"	7	NO	NO
RU1-2012	22	13.5-18	85-264	1.75"	3.5	NO	NO
RU1-2024	20	22-27.6	85-264	1.75"	7	NO	NO
RU1-1024	14	21.6-28.8	85-264	1.75"	3.5	NO	NO
RU1-1048	10	41-56	85-264	1.75"	7	NO	NO
RU1-548	7	40.8-55.2	85-264	1.75"	3.5	NO	NO

Model Number	Output Current (Amps)	Output Voltage VDC	Input Voltage VAC	Panel Height	Weight (lbs)
RU2-10012-BMS	100	13.8	110 or 220	3.5"	13.5
RU2-10012-BMS-MU	100	13.8	110 or 220	3.5"	13.5

WM Series

DuraComm's indoor WM-Series wall mount power systems provide an alternative mounting solution for indoor infrastructure systems. Designed for use in applications where large communications racks or DIN mounting rails aren't available. Incorporating the same reliability and options as our rack mount RLP Series

Features

- Full range 90 to 264 VAC input
- Analog meter on the front of the unit shows unit voltage or amperage, switch selectable
- Inrush current limiting
- Protections: short circuit / overload / over voltage / overheat
- Optional TTL remote control and DC-OK terminals
- All models 5" H x 7" W x 15.75" D
- Factory Installed options- BB, LVD, and MU can be added to any of these versions;
 - BB- diode isolated battery backup terminals for seamless battery backup
 - LVD- diode isolated battery backup terminals with low voltage disconnect for use with an external battery charger. The LVD disconnects the battery at an adjustable voltage to eliminate battery damage due to over discharging. Protects equipment that is sensitive to low voltage during battery operation. Manual battery disconnect switch included.
- Centri Series WM-MU available for remote monitoring and control



Models, Specifications & Pricing

Model Number	Output Current (Amps)	Output Voltage VDC	Input Voltage VAC	Output Range VDC	Weight (lbs)
WM-4012	40	13.8	90-264	10.5-13.8	7
WM-2024	20	24	90-264	22-28	7
WM-1048	10	48	90-264	41-56	7

DPS Series

Low Noise Power Supplies

Features

- LED diagnostic indicators on all models
- Automatic shutdown on low AC voltage
- Rack mountable with SL rack option
- Manual dual voltage capable, automatic with optional "Smart Charge" control module
- Filtered & Regulated - The unit will maintain regulation with input voltages from 96 to 140 VAC and an input frequency range of 47 to 63 Hz
- Lightweight - The DPS-75 is just 9 lbs, compared to a competitor's ferro-resonant 50 amp model around 60 lbs.
- Compact Size - Models DPS-75 and DPS-90 measure 13" L x 6.5" W x 3.25" H while all other models measure 10" L x 6.5" W x 3.25" H.
- Over Temperature Protection - DPS power supplies will detect excessive temperature conditions and temporarily shut down until a safe operating temperature is reached.
- Forced Air Cooling - All models have a thermostatically controlled fan to prevent heat build-up. The fan allows these models to be mounted in nearly any position while also extending the component life up to 10 times.
- Standby Battery "Smart Charger" / Maintainer / Controller - see IQ4 on next page
- Fused Output - DPS power supplies are protected against short circuit or polarity reversal in the output by easily replaceable standard automotive type fuses.
- *DPS-90 is NOT a UL listed product



Models, Specifications & Pricing

Model Number	Output Current (Amps)	Output Voltage VDC	Input Voltage VAC	Suggested Battery Capacity	Weight (lbs)
DPS-15	15	13.8	90-140	150 Ah	5
DPS-30	30	13.8	90-140	300 Ah	5
DPS-45	45	13.8	90-140	450 Ah	6
DPS-55	55	13.8	90-140	550 Ah	6
DPS-75	75	13.8	90-140	750 Ah	8
*DPS-90	90	13.8	90-140	900 Ah	9
DPS-27-15	12.5	27.5	90-140	75 Ah	6
DPS-27-25	25	27.5	90-140	125 Ah	6

IQ-4

Convert DPS Series to Smart Charger

Features

- Standby battery "Smart Charger" / Maintainer / Controller Need to charge and maintain a standby battery for powering critical equipment during AC Main failures? Need to recharge your backup battery or batteries in minimum time to be ready for the next adverse event? The IQ-4 "Smart Charger" will silently monitor the standby battery terminal voltage and adjust the DPS output voltage as required to keep the battery fully charged without destructive overcharging. The DPS output voltage will automatically be set by the IQ-4 for optimum charge rate depending upon battery state of charge. When the battery is fully charged, the DPS output will drop to a minimum value below the trickle charge which stops any over-charging.
- NOTE: The DPS output voltage must be reset to 13.2, 26.4 or 52.8 VDC for use with the IQ-4 or the battery will be overcharged.
- NOTE: The DPS Series should be used only for battery charging when the IQ-4 is added.

Model Number	Weight (oz)
IQ-4	1.1



Weight - 1.1 oz
0.75" H x 1.25" W x 2.75" D

DP-10i-MU Series

Rack Mount E-Fuse DC Distribution Panel

Features

- Provides internet-based monitoring and control of DC power distribution through standard RJ45 Ethernet port
- Each electronic fused channel features independent on/off control and remote reset (no need to manually reset fuses on site)
- Individual voltage and current monitoring for each channel
- User adjustable over and under voltage protection on each channel
- Integrated web server for monitoring and control, no additional software required
- Can be configured to issue alarm email when channel trips off
- Front mounted LCD display and indicator LEDs for local monitoring of status, input voltage and current draw from each channel
- Low profile 1RU 19" rack



Weight - 8 lbs
1.75" H x 19" W x 11" D



*DP-10iN-100-MU works with positive ground applications only (i.e. -48V systems)

*DP-10iN-100-MU includes SNMP v3 traps for alarms and monitoring

Models, Specifications & Pricing

Model Number	Input Range VDC	Amps (Max per Panel)	Number of Outputs	Amps (Max per Output)	Panel Height	Weight (lbs)
DP-10i-100-MU	0 to 60	100	10	25	1.75"	8
DP-10iN-100-MU*	-60 to 0	100	10	25	1.75"	8

DP-10LED Series

Rack Mount ATC Fuse Distribution Panel with LEDs

Features

- Front panel LEDs indicate circuit condition (open/closed)
- Access power from 10 outputs, 20 amps maximum per output
- 75 amps maximum
- Uses standard ATC / ATO blade fuses (not included)
- For use with 12, 24 or \pm 48 volt systems
- Caution: please ensure proper fuse rating for \pm 48 volt operation



Weight - 5 lbs
3.5" H x 19" W x 4.5" D

Models, Specifications & Pricing

Model Number	Input Range VDC	Amps (Max per Panel)	Number of Positions	Amps (Max per Position)	Panel Height	Weight (lbs)
DP10-LED-12	5-15	75	10	20	3.5"	5
DP10-LED-24	20-30	75	10	20	3.5"	5
DP10-LED-48	46-60	75	10	20	3.5"	5
DP10-LED-48N	-40 to -60	75	10	20	3.5"	5

DP-20ATC Series

Slim Blade Fuse Distribution Panel

Features

- 20 Output ATC blade fuse distribution panel
- Single bus, 10 outputs per bus
- Individual fuses per bus
- Uses Automotive Blade Style fuses; ATC/ATO, ATM, Mini, Micro not included
- 75 Amps Max per 10-Fuse Block
- Up to 20 Blade fuses on main bus
- 15 Amps max per position on output screws
- Two JCASE® Fuse Circuits on separate barrier strip; 40 Amps Max Each (One 30 Amp JCASE® Fuse, and One 40 Amp JCASE® Fuse Included)
- Three Green LED lights that indicate power status
- All inputs and outputs are isolated from the frame for use in positive ground (DP-20ATC-2JC-48N), negative ground, or floating applications (DP-20ATC-2JC-12, DP-20ATC-2JC-24, DP-20ATC-2JC-48)



Weight - 8 lbs
1.75" H x 19" W x 11" D

Models, Specifications & Pricing

Model Number	Input Range VDC	Amps (Max per Panel)	Number of Positions	Amps (Max per Position)	Panel Height	Weight (lbs)
DP-20ATC-2JC-12	10-15	150	20	15	1.75"	8
DP-20ATC-2JC-24	20-30	100	20	15	1.75"	8
DP-20ATC-2JC-48*	40-60	100	20	15	1.75"	8
DP-20ATC-2JC-48N*	-40 to -60	100	20	15	1.75"	8

*Requires Fuses that are rated for use in a 48 Volt system (58 Volt Fuses)

DP-20GMT Series

Slim Grasshopper Fuse Distribution Panel

Features

- Single Bus 100A Max
- Fast acting GMT fuses
- Up to 20 fuses
- Red/Green LED light that indicate power and alarm activity
- Form C relay contacts are isolated for remote fuse fail indication
- 15A max per position on output screws
- For use with 12, 24, or ± 48 volt system.



* GMT fuses do not included

Weight - 8.0 lbs
1.75" H x 19" W x 11" D

Models, Specifications & Pricing

Model Number	Input Range VDC	Amps (Max per Panel)	Number of Positions	Amps (Max per Position)	Panel Height	Weight (lbs)
DP-20GMT-12	10-15	100	20	15	1.75"	8
DP-20GMT-24	20-30	100	20	15	1.75"	8
DP-20GMT-48	40-60	100	20	15	1.75"	8
DP-20GMT-48N	-40 to -60	100	20	15	1.75"	8

DPM-8-100 Series

Distribution Panel with Analog Meters

Features

- 100 amps maximum
- Access power from 8 outputs, 30 amp maximum per output
- Requires ATC / ATO blade fuses (not included)
- 2 rack units high (3.5") for 12 volt and 24 volt systems



Weight - 3 lbs
3.5" H x 19" W x 4" D

Models, Specifications & Pricing

Model Number	Input Range VDC	Amps (Max per Panel)	Number of positions	Amps (Max per Position)	Panel Height	Weight (lbs)
DPM-8-100	5-30	100	8	30	3.5"	3
DPM-8-100N	-5 to -30	100	8	30	3.5"	3

DCBP Series

Circuit Breaker Distribution Panel

Features

- 19" rack DC distribution panel
- 400 Amps maximum
- 150 volts DC Breakers
- 6 Breakers; 40 Amps and 60 Amps



Weight - 11 lbs
3.5" H x 19" W x 10.5" D

*NOTE: External Ground Bar DCBB-700 or equivalent Required

Models, Specifications & Pricing


Model Number	Input Range VDC	Amps (Max per Panel)	Number of Positions	Amps (Max per Position)	Panel Height	Weight (lbs)
DCBP-400-40-6	0-150	400	6	40	3.5"	11
DCBP-400-60-6	0-150	400	6	60	3.5"	11

DCBB-700

Distribution Busbar

Features

- 700 amps maximum @ 150 VDC
- Copper busbar for DC positive, negative or ground point of distribution
- 26 holes 0.312"
- Rack 2 units high (3.5")
- Projection from rack 7"



Weight - 6 lbs
3.5" H x 19" W x 7" D

Models, Specifications & Pricing

Model Number	Input Range VDC	Amps (Max per Panel)	Number of Positions	Amps (Max per Position)	Panel Height	Weight (lbs)
DCBB-700	0 - 150	700	N/A	N/A	3.5"	6

WM-10GMT Series

Wall Mount GMT Fused Distribution Panel

Features

- Lockable Red NEMA 4x enclosure
- Single Bus 60 Amps Max.
- Up to 10 fuses.
- Green LED for power on indication, and Red LED for fuse alarm indication.
- Form C relay contacts are isolated for remote fuse fail indication.
- 15 Amps Max per position on output screws.
- For use with 12, 24, or 48 Volt system.
- California Energy Commission complaint PS-C models make the following changes
- LiFePO4 batteries instead of AGM
- LiFePO4 smart charger
- Level VI efficiency compliant power supply



Weight - 1.6 lbs
3" H x 8" W x 5" D



* GMT fuses do not included

Models, Specifications & Pricing


Model Number	Input Range VDC	Amps (Max per Panel)	Number of Positions	Amps (Max per Position)	Panel Height	Weight (lbs)
WM-10GMT-12	10-15	60	10	15	3"	1.6
WM-10GMT-24	20-30	60	10	15	3"	1.6
WM-10GMT-48	40-60	60	10	15	3"	1.6
WM-10GMT-48N	-40 to -60	60	10	15	3"	1.6

DBRM Series

Rack Mount Distribution Blocks

Features

- Rack Mount DBRM-5, 10, 15, & 20
- 75 amps maximum per panel
- 20 amps maximum per position
- Utilizes standard ATC / ATO automotive fuses (not included)
- 2 rack units high (3.5")
- 5, 10, 15 and 20 positions for 12, 24 and 48 volt systems
- *** Caution: please ensure proper fuse rating for 48 volt operation



Weight - 3.5 lbs
3.5" H x 19" W x 1.5" D


Models, Specifications & Pricing

Model Number	Input Range VDC	Amps (Max per panel)	Number of Positions	Amps (Max per Position)	Panel Height	Weight (lbs)
DBRM-5-75	5-60	75	5	20	3.5"	3.5
DBRM-10-75	5-60	75	10	20	3.5"	3.5
DBRM-15-75	5-60	75	15	20	3.5"	3.5
DBRM-20-75	5-60	75	20	20	3.5"	3.5

DB-5 Series

Features


- Includes dual (+/-) input terminals on each end for parallel “add-on” capability
 - Negative and positive busbar for efficient power distribution
 - Up to 20 amps per fuse / 75 amps per block
 - Uses standard ATC / ATO automotive fuses (not included)
- ***Caution: please ensure proper fuse rating for 48 volt operation




*DB-5 Only



Weight - 4 oz
1.5" H x 3.5" W x 2.5" D



Cover Mount



Jumper Kit



WM-DB-5


Models, Specifications & Pricing

Model Number	Input Range VDC	Amps (Max per Panel)	Number of Positions	Amps (Max per Position)	Panel Height	Weight (oz)
DB-5	0-60	75	5	20	1.5"	4
WM-DB-5	0-60	75	5	20	1.5"	4
WM-DB-5-CM	0-60	75	5	20		
DB-5-J (jumper kit)	N/A	N/A	N/A	N/A	N/A	N/A
DB-5-CM (cover mount kit)	N/A	N/A	N/A	N/A	N/A	N/A



DIN-5-75

Weight - 1 lbs
5" H x 2" W x 5.25" D



DIN-10-75

Weight - 1.5 lbs
5" H x 2" W x 5.25" D

DIN Mount

Model Number	Input Range VDC	Amps (Max per Panel)	Number of Positions	Amps (Max per Position)	Panel Height	Weight (lbs)
DIN-5-75	0-60	75	5	20	5"	1
DIN-5-75-CM	0-60	75	5	20		
DIN-10-75	0-60	75	10	20	5"	1.5



BC-LFP Series

LifePo4 Battery Chargers

Features

- 108-132 VAC, 47-63 Hz
- Installed IQ4-LIFEPO Smart Charge control module
 - **NOTE: For Charging LiFePo Batteries with internal BMS Only!**
- Filtered & Regulated
- Automatic shutdown on low AC voltage
- LED diagnostic indicators on IQ4 models
- Forced Air Cooling
- Fused Output
- UL Listed
- 3 year warranty



Models, Specifications & Pricing

Model Number	Bulk Charge Voltage (VDC)	Float Charge Voltage (VDC)	Output Current (Amps)	Input Voltage (VAC)	Weight (lbs)
BC-15-LFP	14.7	13.6	15	108~132	6
BC-30-LFP	14.7	13.6	30	108~132	6
BC-45-LFP	14.7	13.6	45	108~132	7
BC-75-LFP	14.7	13.6	75	108~132	9
BC-27-15-LFP	29.4	27.2	15	108~132	7
BC-27-25-LFP	29.4	27.2	25	108~132	7

BCR Series

Rack Mount charger

Features

- Built-in active power factor correction
- Universal auto selectable input voltage 90 to 264 VAC
- Front meter for voltage / amperage
- 8-Stage smart charger for optimal battery performance
- Charger for lead-acid batteries, AGM and gel cell batteries
- Auto fan controlled (depends on charging current)
- Protections: short circuit / overload / over voltage / overheat



Weight - 15 lbs
3.5" H x 19" W x 7.5" D

Models, Specifications & Pricing

Model Number	Output Current (Amps)	Output Voltage VDC	Watts	Suggested Battery Capacity	Weight (lbs)
BCR-1600-12	100	13.8	1600	300-1000 Ah	14.5
BCR-1000-12	60	13.8	1000	200-600 Ah	17
BCR-600-12	40	13.8	600	135-400 Ah	15
BCR-1600-24	55	27.6	1600	180-550 Ah	14.5
BCR-1000-24	34.7	27.6	1000	120-350 Ah	17
BCR-600-24	21	27.6	600	70-210 Ah	15
BCR-1600-48	27	55.2	1600	90-270 Ah	14.5
BCR-1000-48	17	55.2	1000	60-175 Ah	17
BCR-600-48	10.5	55.2	600	35-105 Ah	15

BMS Series

Rack Mount Battery Management System

BMS Series Features

- Commercial grade 12, 24 and 48 VDC systems 110 or 220 VAC input voltage (auto ranging or switch selectable depending on the model)
- 1 rack unit models include a front panel indicator for battery status and DC output
- 2 rack unit models include a front panel indicator for power supply unit and a front panel meter for battery voltage and charging current
- Charger Size:
 - 120 Watts (BMS-xx 1RU)
 - 360 Watts (BMS-360-xx 1RU)
 - 600 Watts (BMS-600-xx 2RU)
 - 1000 Watts (BMS-1000-xx 2RU)
 - 1600 Watts (BMS-1600-xx 1RU)

*Where xx is the voltage output of the charger, 12, 24, or 48



**BMS360, BMS-600
& BMS-1000 (2RU)**
Weight - 12.5 lbs
3.5" H x 19" W x 13.5" D

Battery Management System

- Smart Charging - optimal battery charging. Highly recommended for deep cycle, AGM gel cell batteries.
- Low Voltage Disconnect - stops battery damage due to over discharge. Automatically disconnects battery at an adjustable voltage and reconnects once power is restored.
- Diode Isolation - provides isolation and seamless transfer to battery when power goes down. No relays to fail or "glitches" to confuse processors and controllers.

Optional Centri Series - MU models available

- Remote Monitoring
 - Load Voltage and Current
 - Battery Voltage
 - Power supply voltage if present
 - AC Mains Voltage
 - System Temperature
- Remote Control
 - Battery backup connect/disconnect
- Internally hosted webpage, plug-and-play, no additional software required
- Internal data storage via SD card and downloadable .CSV file




BMS (1RU)
Weight - 7.5 lbs
1.75" H x 19" W x 9.5" D

Models, Specifications & Pricing

Model Number	Amps (Max)	Output Voltage VDC	Input Voltage VAC	Panel Height	Weight (lbs)	Suggested Battery Capacity	Disconnect/Reconnect VDC	Meters
BMS-12-75	75	13.8	110 or 220	1.75"	7.5	60-120 Ah	10.4 / 12.5	NO
BMS-24-40	75	27.5	110 or 220	1.75"	7.5	30-60 Ah	20 / 25	NO
BMS-48-20	40	56.0	110 or 220	1.75"	7.5	15-30 Ah	42 / 50	NO
BMS-12-75-MU	75	13.8	110 or 220	1.75"	7.5	60-120 Ah	10.4 / 12.5	NO
BMS-24-40-MU	75	27.5	110 or 220	1.75"	7.5	30-60 Ah	20 / 25	NO
BMS-48-20-MU	40	56.0	110 or 220	1.75"	7.5	15-30 Ah	42 / 50	NO
BMS-360-12	75	13.8	110 or 220	3.5"	12.5	80-240 Ah	10.4 / 12.5	YES
BMS-360-24	75	27.5	110 or 220	3.5"	12.5	40-125 Ah	20 / 25	YES
BMS-360-48	40	56.0	110 or 220	3.5"	12.5	20-65 Ah	42 / 50	YES
BMS-360-12-MU	75	13.8	110 or 220	3.5"	12.5	80-240 Ah	10.4 / 12.5	YES
BMS-360-24-MU	75	27.5	110 or 220	3.5"	12.5	40-125 Ah	20 / 25	YES
BMS-360-48-MU	40	56.0	110 or 220	3.5"	12.5	20-65 Ah	42 / 50	YES

BMS Series


Rack Mount Battery Management System



Front & Rear of BMS-600-MU & BMS-1000-MU Version Shown

Models, Specifications & Pricing

Model Number	Max Current	Boost Charge Voltage	Float Charge Voltage	Panel Height	Suggested Battery Capacity
BMS-600-12	40	14.4	13.8	3.5"	135-400 Ah
BMS-600-24	21	28.8	27.6	3.5"	70-210 Ah
BMS-600-48	10.5	57.6	55.2	3.5"	35-105 Ah
BMS-600-12-MU	40	14.4	13.8	3.5"	135-400 Ah
BMS-600-24-MU	21	28.8	27.6	3.5"	70-210 Ah
BMS-600-48-MU	10.5	57.6	55.2	3.5"	35-105 Ah
BMS-1000-12	60	14.4	13.8	3.5"	200-600 Ah
BMS-1000-24	34.7	28.8	27.6	3.5"	120-350 Ah
BMS-1000-48	17.4	57.6	55.2	3.5"	60-175 Ah
BMS-1000-12-MU	60	14.4	13.8	3.5"	200-600 Ah
BMS-1000-24-MU	34.7	28.8	27.6	3.5"	120-350 Ah
BMS-1000-48-MU	17.4	57.6	55.2	3.5"	60-175 Ah



Front & Rear of BMS-1600-MU Version Shown

Model Number	Max Current	Boost Charge Voltage	Float Charge Voltage	Panel Height	Suggested Battery Capacity
BMS-1600-12	100	14.4	13.8	3.5"	200-600 Ah
BMS-1600-24	55	28.8	27.6	3.5"	120-350 Ah
BMS-1600-48	27.5	57.6	55.2	3.5"	60-175 Ah
BMS-1600-12-MU	100	14.4	13.8	3.5"	200-600 Ah
BMS-1600-24-MU	55	28.8	27.6	3.5"	120-350 Ah
BMS-1600-48-MU	27.5	57.6	55.2	3.5"	60-175 Ah

LVD Series

Low Voltage Disconnects

Features

- Disconnects battery at pre-set voltage
- Reconnects battery once power is restored
- Stops battery damage due to excessive discharging



"Original" LVD Series
Weight - 1.75 lbs
1.75" H x 8" W x 5" D

Additional Configurations

LVD-RM SERIES

LVD Mounted on standard
1U -19" EIA rack panel



Weight - 4 lbs
3.5" H x 19" W x 5.25" D

DIN-LVD SERIES

30 AMP

LVD for 12 and 24 volt systems
up to 30 amps



Weight - 1.75 lbs
5" H x 2" W x 5.5" D

50/75 AMP

For 12 volt systems up to 75 amps
and 24/48 volt systems up to 50 amps



Weight - 1.75 lbs
1.75" H x 8" W x 4" D

Models, Specifications & Pricing

Model Number	Input Range VDC	Amps (Max)	Disconnect/ Reconnect VDC	Weight (lbs)
LVD-12	10-15	75	10.4-12.5	1.75
LVD-12-130	10-15	130	10.4-12.5	4
LVD-12-RM	0-15	75	10.4-12.5	4
DIN-LVD-12	0-15	75	10.4-12.5	1.75
LVD-24	20-30	50	20-25	1.75
LVD-24-100	0-20	100	20-25	4
LVD-24-RM	0-35	50	20-25	4
DIN-LVD-24	0-35	50	20-25	1.75
LVD-48	40-60	50	42-50	1.75
LVD-48-RM	0-60	50	42-50	4
DIN-LVD-48	0-60	50	42-50	1.75

MMBC & MMBB Series

Battery Backup Isolators

Features

- May be used in 13.8, 27.5, 48.0 VDC systems
- MMBB provides dual diode isolation but without battery
- MMBC provides dual isolation and float charge battery maintenance
- High capacity, handle up to 75 Amps continuous



3.62" H x 5.62" W x 4" D

Models, Specifications & Pricing

Model Number	Input Range VDC	Amps (Max)	Output Current to Battery @ 13.8VDC (Amps)	Output Current to Battery @ 27.5VDC (Amps)	Output Current to Battery @ 55.2VDC (Amps $\mu \leq n$)	Suggested Battery Capacity
MMBB	0-60	75	N/A	N/A	N/A	N/A
MMBC	0-60	75	1-3	1-3	1-2	100 Ah

DC to DC CONVERTERS

DC to DC Up Converters

Features

- DCDC-200-24-48
 - **input:** 19 to 36 VDC
 - **output:** 43 to 53 VDC adjustable
 - **output current:** 0 to 4 amps
 - **1500 VAC I/O isolation**
 - Protections: short circuit / overload / over voltage / overheat
 - Cooling by free air convection
- DCDC-500-24-48
 - **input:** 19 to 72 VDC
 - **output:** 46 to 60 VDC adjustable
 - **output current:** 0 to 10 amps
 - **2000 VAC I/O isolation**
 - Protections: Short circuit / Overload / Over temperature / Input polarity (by fuse)
 - Forced air cooling by built-in DC fan with fan speed control function
 - **Output DC-OK Signal**
 - Built-in remote On / Off control
 - Built-in remote sense function
- DCDC-24-48
 - **input:** 19 to 72 VDC including negative voltages
 - **output:** 46 to 60 VDC adjustable
 - **output current:** 0 to 21 amps
 - Low Voltage Disconnect (select models)
 - Voltage / Amperage Selectable Meter
 - Forced air cooling by built-in DC fan with fan speed control function
 - **Output DC-OK Signal**
 - Built-in remote On / Off control
 - Built-in remote sense function
 - **2000 VAC I/O isolation**
 - Protections: short circuit / overload / over voltage / overheat



Weight - 4.5 lbs
3.5" H x 19" W x 5" D



Weight - 12 lbs
3.5" H x 19" W x 11" D



Models, Specifications & Pricing

Model Number	Input Range VDC	Output Voltage VDC	Output Range VDC	Output Current (Amps)	RC & DC OK	Disconnect / Reconnect VDC	Weight (lbs)
DCDC-200-24-48	19-36	48	43-53	4.2	NO	N/A	4.5
DCDC-500-24-48	19-72	48	46-60	10.5	YES	N/A	4.5
DCDC-24-48	20-30	48	46-60	20	YES	23/25	12


DC to DC CONVERTERS

DC to DC Down Converters

Features

200 watt models

- 1500 VAC I/O isolation
- Protections: short circuit / overload / over voltage / overheat
- Cooling by free air convection
 - DCDC-200-48-24
 - input: 36 to 72 VDC
 - output: 23 to 30 VDC adjustable
 - DCDC-200-48-12
 - input: 36 to 72 VDC
 - output: 11 to 16 VDC adjustable



Weight - 4.5 lbs
3.5" H x 19" W x 5" D

500 watt models

- 2000 VAC I/O isolation
- Protections: Short circuit / Overload / Over temperature / Input polarity (by fuse)
- Forced air cooling by built-in DC fan with fan speed control function
- Output DC-OK Signal
- Built-in remote On / Off control & built-in remote sense function
 - DCDC-500-48-24
 - input: 36 to 72 VDC
 - output: 23 to 30 VDC adjustable
 - DCDC-500-48-12
 - input: 36 to 72 VDC
 - output: 11 to 15 VDC adjustable



1000 watt models

- Low Voltage Disconnect (select models)
- Voltage / Amperage Selectable Meter
- Forced air cooling by built-in DC fan with fan speed control function
- Output DC-OK Signal
- Built-in remote On / Off control & built-in remote sense function
- 2000 VAC I/O isolation
- Protections: short circuit / overload / over voltage / overheat
 - DCDC-48-24
 - input: 36 to 72 VDC
 - output: 23 to 30 VDC adjustable
 - DCDC-48-12
 - input: 36 to 72 VDC
 - output: 11 to 15 VDC adjustable



Weight - 12 lbs
3.5" H x 19" W x 11" D

Models, Specifications & Pricing

Model Number	Input Range VDC	Output Voltage VDC	Output Range VDC	Output Current (Amps)	RC & DC OK	Disconnect / Reconnect VDC	Weight (lbs)
DCDC-200-48-24	36-72	24	23-30	8.4	NO	N/A	4.5
DCDC-200-48-12	36-72	12	11-16	16	NO	N/A	4.5
DCDC-500-48-24	19-72	24	23-30	21	YES	N/A	4.5
DCDC-500-48-12	19-72	12	11-16	40	YES	N/A	4.5
DCDC-48-24	40-60	24	23-30	40	YES	44/50	12
DCDC-48-12	40-60	12	11-16	60	YES	44/50	12
DCDC-130-12	72-144	12	11-15	60	NO	N/A	12
DCDC-130-24	72-144	24	23-30	40	NO	N/A	12
DCDC-130-48	72-144	48	46-60	20	NO	N/A	12
DCDC-24-12	20-30	12	11-15	60	YES	23/25	12

P Series

Features

- Adjustable, single output voltage power supplies
- Built-in EMI filter
- Protections: short circuit / overload / over voltage
- 110 / 220 VAC input switch selectable
- Manufactured to ISO 9001
- Quality Assurance



2.5" H x 11" W x 5" D

Models, Specifications & Pricing

Model Number	Output Current (Amps)	Output Voltage VDC	Input Voltage VAC	Weight (lbs)
P-600-13.8	50	12-15	110 or 220	4.5
P-600-27	24	24-29	110 or 220	4.5

SM Series

Features

- Adjustable DC output voltage
- 110 / 220 VAC input switch selectable
- Protections: short circuit / overload / overheat
- Forced air temperature controlled fan cooling
- Rail mount bracket included
- Manufactured to ISO 9001 Quality Assurance



Weight - 3 lbs
3.3" H x 5.9" W x 5.5" D

Models, Specifications & Pricing

Model Number	Output Current (Amps)	Output Voltage VDC	Input Voltage VAC	Weight (lbs)
SM-1228	12	25-28	110 or 220	3
SM-250-48	5	43-53	110 or 220	3

PFC Series

Features

- Universal AC input/Full range
- Built-in active PFC function, PF>0.94
- Withstand 300VAC surge input for 5 seconds
- Cooling fan On-Off control
- Stand by 5V@0.3A
- DC-OK Signal
- Current sharing up to 2400W(3+1)
- Remote sense function
- Short circuit / Overload / Over voltage / Over temperature protects



Weight - 3.5 lbs
2.5"H x 4.125"W x 8.625"D


Models, Specifications & Pricing

Model Number	Output Current (Amps)	Output Voltage VDC	Input Voltage VAC	Weight (lbs)
PFC-600-13.8	45	11-14.5	85-264	3.5
PFC-600-27	24	21.6-28.8	85-264	3.5
PFC-600-48	13	44-56.5	85-264	3.5

SL Rack


Features

- Sturdy steel shelf holds any DPS power supply
- Pre-drilled for easy power supply mounting
- 5.25" high rack face is black powder coated to match other equipment
- 19" width fits standard EIA rack



Models, Specifications & Pricing

Model Number	Weight (lbs)
SL RACK	8



Weight - 8 lbs
Depth - 8.625"

DIN-MB Series


Features

- Universal mounting bracket for DIN applications
- DIN-MB supports up to 4 lbs
- DIN-MB-L supports up to 12 lbs

Models, Specifications & Pricing


Model Number	Weight (lbs)
DIN-MB	0.5
DIN-MB-L	1.5

DIN-MB



Weight - .5 lbs
5" H x 5.25" W x 2" D

DIN-MB-L



Weight - 1.5 lbs
9.75" H x 3.25" W x 8" D

Battery



B-12V-7A



B-6V-12A

Models, Specifications & Pricing

Model Number	DuraComm Model Number		Output VDC	Internal Battery
B-12V-100A	379-0007	Battery for PS Series	12	100 Ah
B-12V-50A	379-0006	Battery for PS Series	12	50 Ah
B-12V-34A	379-0005	Battery for PS Series	12	35 Ah
B-12V-14A	379-0004	Battery for EH Series	12	14 Ah
B-12V-7A	379-0001	Battery for LPB-12&LPB-15	12	7 Ah
B-6V-12A	379-0002	Battery for LPB-12H	12	12 Ah

ALL PRICES, TERMS & CONDITIONS ARE SUBJECT TO CHANGE WITHOUT NOTICE

- **Payment Terms:**
 - **1%10/net30 days** 1% discount for payment received within 10 days of invoice date (excluding payment via credit card), otherwise Net 30 days with approved credit. Accounts exceeding 30 days on any invoice are subject to credit hold and a 1.5% cumulative late charge will be added monthly to past due invoices.
- **Credit Card**
 - MasterCard, Visa, Discover and American Express credit cards are accepted at time of order placement. Credit card payments will be charged an additional merchant service fee of 3.5%.
- **International** All sales outside of the United States and Canada require prepay wire transfer.
- **Shipping:** Shipments are FOB DuraComm warehouse. Orders will be shipped by UPS Ground service unless otherwise directed by customer, in which case customer will absorb additional freight and handling charges as applicable. DuraComm will prepay and bill to Buyer all shipping, handling and insurance (if requested) charges on all orders, unless otherwise specified at the time of the order. Drop shipping to alternate locations is available. Customer is responsible for any damage claims.
- **Handling Charges:** There is a \$3.00 per shipment handling fee.
- **Warranty:** Effective March 1, 2014 DuraComm warrants to the initial end user, each power supply manufactured by DuraComm to be free from defects in material and workmanship when in normal use and service for a period of **three** years from the date of purchase from an authorized DuraComm dealer.
- **Returns & Repairs:** All repairs are to be performed by DuraComm unless authorized in advance. Returns **MUST** be accompanied by a Return Merchandise Authorization (RMA) number obtained from DuraComm. This number must be clearly marked on shipping carton and address label. All returns must be shipped prepaid to DuraComm.
 - Collect shipments will be refused. Units returned as defective, which prove to operate within specifications will be returned COD.
 - Merchandise returned for credit will be charged a 20% restock fee.
 - Custom products are NO CANCEL NO RETURN.

All Returns must be sent to:

DuraComm
6655 Troost Avenue
Kansas City, MO 64131

DuraComm is a registered trademark of DuraComm Corporation
Copyright © 2018 DuraComm Corporation All Rights Reserved
Catalog Version SEP-2022
Prices and specifications subject to change without notice

BACK



DuraComm Corporation

6655 Troost Avenue
Kansas City, MO 64131

Tel: 1.800.467.6741 or 816.472.5544
Fax: 1.800.825.1403 or 816.472.0959

www.duracomm.com
Email: sales@duracomm.com