

MXG2DSTR

3.5" MX G2 LED Square Lensed Downlight - Wet Location

ELECTRICAL DATA

Trim	Wattage	CCT / CRI	Lumens	Beam Spread
L0	10W	3000K / 82 CRI	700lm	70°
L1	16W	3000K / 82 CRI	1000lm	63°
L2	20W	3000K / 82 CRI	1150lm	58°
L3	26W	3000K / 82 CRI	1700lm	65°

*System Wattage include driver and LED Module consumption. **Delivered lumens will vary depending on trim, CCT, CRI, optic and ceiling thickness

FEATURES

- Multiple architectural trim options
- High center beam spot up to 22,600 CBCP
- Dedicated 9° with field changeable 12°, 24°, 36° & 50° optics

LED LIGHT ENGINE

- 92 CRI & 82 CRI in 2700K, 3000K, 3500K or 4100K with 2SDCM binning
- >50,000 hours L70 (rated life at 70% output)

ELECTRICAL SYSTEM

- (Non-IC) Dedicated voltage options of 120V or 277V. Must be specified in catalog code.
- (-IC) Universal 120V/277V input; Power factor >.9 50/60Hz
- This product complies with IEEE C62.41 for surge endurance up to 2.5KV. Additional surge protection recommended. Damage from power surge is not covered by warranty.

DIMMING

- 0-10V Dimming 1%
- Forward/reverse dimming 1% (120V only)
- EldoLED 0-10V 0.1% or 1%
- Lutron® LDE1 Hi-Lume 1% EcoSystem LED driver with Soft-on, Fade-to-Black dimming technology
- DMX512 RDM 0.1%

HOUSING

- Heavy duty black powder coated 18 gauge steel frame
- Standard housing accommodates 5/8" ceiling thickness
- Extended collar options available for ceilings up to 1" or 2" thick, must specify either EC1 or EC2.

TRIM SPECIFICATION

High quality die-cast A380 aluminum trims with durable powder coat finishes. Architectural, discrete self flange or painted white flange options available. Trims available in 1-1/2" regress for greater visual comfort or 1/2" regress for consistent look throughout space.

INSTALLATION

Housing types include IC Air-Tight, or Non-IC Rated (must specify). Non-IC rated housings must be kept at a minimum of 3" away from insulation. Butterfly brackets are compatible with C-channel, adjustable bar hangers (14"-25") and EMT. C-channel is recommended for T-bar ceilings. Bar hangers must be ordered separately. Max. ambient temperature: 95°F (35°C).

EMERGENCY BACKUP

Remote test switch included. External battery operates LED load at a minimum of 450 to 750 lumens for 90 minutes, depending on backup wattage selected. See trim multipliers for detailed performance. Servicing requires above ceiling access.

ACCESSORIES


Luminaire will accommodate (2) accessories, accessory holder required, see page 2.

LISTING / WARRANTY


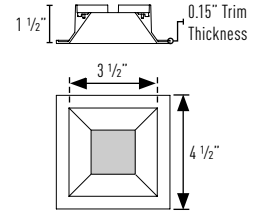
- 5-Year Intense LED Limited Warranty
- ETL listed to US and Canadian standards for wet locations
- (-IC Only) Air-Tight Certified ASTM E283
- (-IC Only) ETL listed for direct contact w/insulation
- ENERGY STAR® Qualified 1
- Can be used to comply with 2016 Title 24, Part 6, JA8 high efficacy LED light source requirements 2



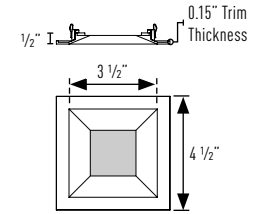
JOB NAME	CATALOG NUMBER
NOTES	TYPE



MXTG2-STRD302
(1-1/2" regress with Lens)



MXTG2-STRR302
(1/2" Regress with Lens)



Housing Dimensions Are On Page 2

Available Trim Finishes



Housing Part Number (Example: MXG2DSTR-ICL1)

Housing	Installation Type	Ceiling Thickness	Wattage	Dimming	Voltage	Options
MXG2DSTR	-NC (Non-IC)	blank (5/8")	L0 (10W)	blank (Non-Dimming)	blank (Non-IC: 120V	I100 (C-Channel Bar Hangers)
		EC1 (1")	L1 (16W)	DELV* (Phase Dimming)	-IC: 120V/277V)	I200 (Flat Bar Hangers)
	-IC (Air-Tight IC)	EC2 (2")	L2 (20W)	D101 (0-10V Dimming 1%)	27 (277V Non-IC Only, for -IC housing options use blank)	I400 (Wood Joist Bar Hangers)
			L3 ³ (26W)	ED10V1 ⁵ (eldoLED 0-10V 1%)		EM7 ⁸ (7W Emergency Backup IOTA Part #ILB-CP07-A)
			ED10V01 ⁵ (eldoLED 0-10V 0.1%)	EM12 ^{8,9} (12W Emergency Backup IOTA Part #ILB-CP12-A)		
			LUT ⁶ (Lutron® LDE1 EcoSystem 1%)			
			DMXR ⁷ (DMX512 RDM 0.1%)			

Trim Part Number (Example: MXTG2-STRD302W-SFL13024-SL)

Trim	Finish	Wattage	CCT / CRI	Optic	Lens
MXTG2-STRD302 (1-1/2" regress)	W-SF (White / Self Flanged)	L0 (10W)	27 (2700K / 82 CRI)	09 ¹¹ (9° Narrow Spot)	-SL (Solite)
	B-SF (Black / Self Flanged)	L1 (16W)	279 (2700K / 92 CRI)	12 (12° Spot)	-CR (Clear Tempered)
MXTG2-STRR302 (1/2" Regress)	SN-SF (Satin Nickel / Self Flanged)	L2 (20W)	30 (3000K / 82 CRI)	24 (24° Narrow Flood)	-FR (Frosted)
	SN-SFW ¹⁰ (Satin Nickel / Self Flanged White)	L3 ³ (26W)	309 (3000K / 92 CRI)	36 (36° Flood)	
	AB-SF (Antique Bronze / Self Flanged)		35 (3500K / 82 CRI)	50 (50° Wide Flood)	
	AB-SFW ¹⁰ (Antique Bronze / Self Flanged White)		359 (3500K / 92 CRI)		
			41 (4100K / 82 CRI)		
		419 (4100K / 92 CRI)			

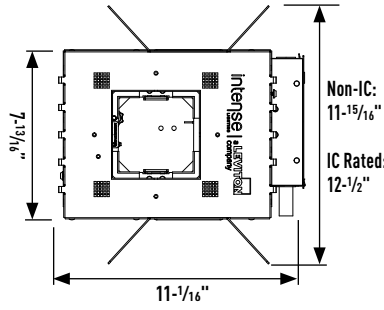
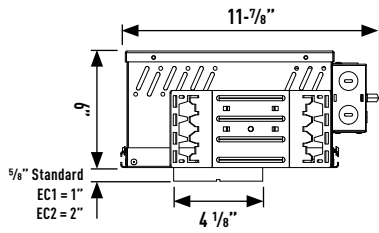
- Notes:**
- ENERGY STAR® Qualified (White reflectors only; **Excludes:** L2, L3, 92 CRI & 9° options)
 - L0 only; **Excludes:** 82 CRI & 9° options
 - L3 available with Non-IC housings only
 - Available in 120V only
 - Not Available in L3
 - Not Available in L2 & L3
 - DMX512 RDM not available in L0 & L1
 - Access above ceiling required
 - Not available in L0
 - Consult factory for lead times
 - 9° NS available in 279 with L0 or L1 Only

MXG2DSTR

3.5" MX G2 LED Square Lensed Downlight - Wet Location

JOB NAME		CATALOG NUMBER	
NOTES		TYPE	

NON-IC & AIR TIGHT IC DIMENSIONS



Plaster Frame Accommodation

Standard	Up-to 5/8"
EC1	Up-to 1"
EC2	Up-to 2"

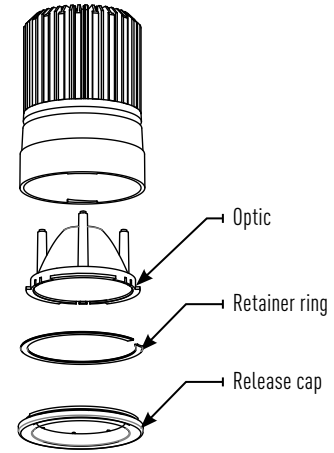
Ceiling Cut Out: 4 1/8"

OPTICS REPLACEMENT

1. Rotate release cap by turning counter clockwise.
2. Install accessories into accessory holder and replace accessory holder's retaining clip.
3. Place accessory holder and accessory flush against optic and replace release cap.

Optics

- IP-OP4712 (12° Spot)
- IP-OP4724 (24° Narrow Flood)
- IP-OP4736 (36° Flood)
- IP-OP4750 (50° Wide Flood)



JOB NAME		CATALOG NUMBER	
NOTES		TYPE	

MXTG2-STRD302WLO-CR

Report #: ILL-02102016-10.3 (12)
 ILL-02102016-09.3 (24)
 ILL-02182016-03.3 (36)
 ILL-02122016-05.3 (50)

MXTG2-STRD302

Ceiling Thickness Multipliers:
 5/8" Thickness (x 1.00)
 1" Thickness (x 0.86)
 2" Thickness (x 0.71)

MXTG2-STRR302

Ceiling Thickness Multipliers:
 5/8" Thickness (x 0.93)
 1" Thickness (x 0.80)
 2" Thickness (x 0.59)

CCT MULTIPLIERS:

	82 CRI	92 CRI
2700K	(x 0.93)	(x 0.76)
3000K	(x 1.00)	(x 0.87)
3500K	(x 1.00)	(x 0.87)
4100K	(x 1.00)	(x 0.87)

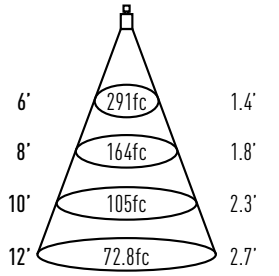
LENS MULTIPLIERS:

Solite	(x 0.92)
Clear	(x 1.00)
Frosted	(x 0.92)

EMERGENCY MULTIPLIER:

7W Emergency (x 0.70)

12° Spot (12)

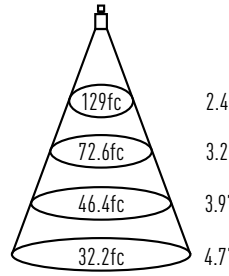


Watts: 10
 Lumens: 613
 LPW: 61
 CCT: 3000K

Candelas at Nadir

Degree	CBCP
0°	10487
5°	5786
15°	386
25°	85
35°	31
45°	5

24° Narrow Flood (24)

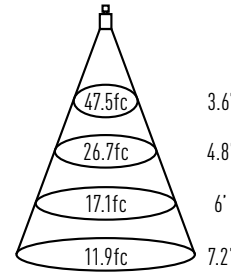


Watts: 10
 Lumens: 707
 LPW: 71
 CCT: 3000K

Candelas at Nadir

Degree	CBCP
0°	4643
5°	3846
15°	1041
25°	131
35°	18
45°	3

36° Flood (36)

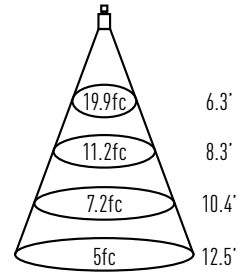


Watts: 10
 Lumens: 714
 LPW: 71
 CCT: 3000K

Candelas at Nadir

Degree	CBCP
0°	1712
5°	1740
15°	1212
25°	435
35°	79
45°	7

50° Wide Flood (50)



Watts: 10
 Lumens: 644
 LPW: 64
 CCT: 3000K

Candelas at Nadir

Degree	CBCP
0°	718
5°	716
15°	669
25°	427
35°	178
45°	50

MXTG2-STRD302WL1-CR

Report #: ILL-02102016-10.2 (12)
 ILL-02102016-09.2 (24)
 ILL-02182016-03.2 (36)
 ILL-02122016-05.2 (50)

MXTG2-STRD302

Ceiling Thickness Multipliers:
 5/8" Thickness (x 1.00)
 1" Thickness (x 0.86)
 2" Thickness (x 0.71)

MXTG2-STRR302

Ceiling Thickness Multipliers:
 5/8" Thickness (x 0.93)
 1" Thickness (x 0.80)
 2" Thickness (x 0.59)

CCT MULTIPLIERS:

	82 CRI	92 CRI
2700K	(x 0.93)	(x 0.76)
3000K	(x 1.00)	(x 0.87)
3500K	(x 1.00)	(x 0.87)
4100K	(x 1.00)	(x 0.87)

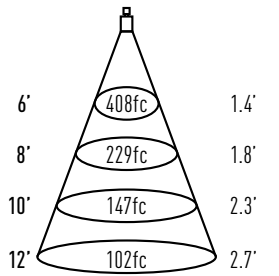
LENS MULTIPLIERS:

Solite	(x 0.92)
Clear	(x 1.00)
Frosted	(x 0.92)

EMERGENCY MULTIPLIER:

7W Emergency (x 0.50)
 12W Emergency (x 0.85)

12° Spot (12)

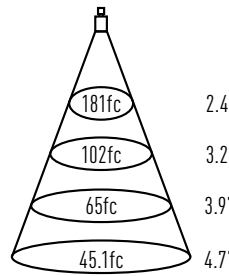


Watts: 15.5
 Lumens: 858
 LPW: 55
 CCT: 3000K

Candelas at Nadir

Degree	CBCP
0°	14682
5°	8100
15°	540
25°	119
35°	44
45°	7

24° Narrow Flood (24)

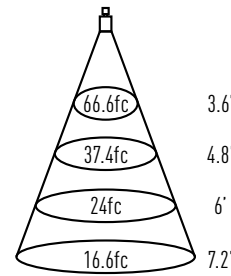


Watts: 15.4
 Lumens: 989
 LPW: 64
 CCT: 3000K

Candelas at Nadir

Degree	CBCP
0°	6501
5°	5384
15°	1457
25°	183
35°	25
45°	4

36° Flood (36)

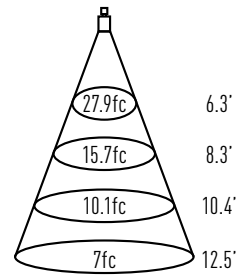


Watts: 15.6
 Lumens: 1000
 LPW: 64
 CCT: 3000K

Candelas at Nadir

Degree	CBCP
0°	2396
5°	2436
15°	1697
25°	609
35°	110
45°	9

50° Wide Flood (50)



Watts: 15.5
 Lumens: 901
 LPW: 58
 CCT: 3000K

Candelas at Nadir

Degree	CBCP
0°	1005
5°	1002
15°	936
25°	598
35°	249
45°	70

JOB NAME		CATALOG NUMBER	
NOTES		TYPE	

MXTG2-STRD302WL2-CR

Report #: ILL-02102016-10.1 (12)
 ILL-02102016-09.1 (24)
 ILL-02182016-03.1 (36)
 ILL-02122016-05.1 (50)

MXTG2-STRD302

Ceiling Thickness Multipliers:
 5/8" Thickness (x 1.00)
 1" Thickness (x 0.86)
 2" Thickness (x 0.71)

MXTG2-STRR302

Ceiling Thickness Multipliers:
 5/8" Thickness (x 0.93)
 1" Thickness (x 0.80)
 2" Thickness (x 0.59)

CCT MULTIPLIERS:

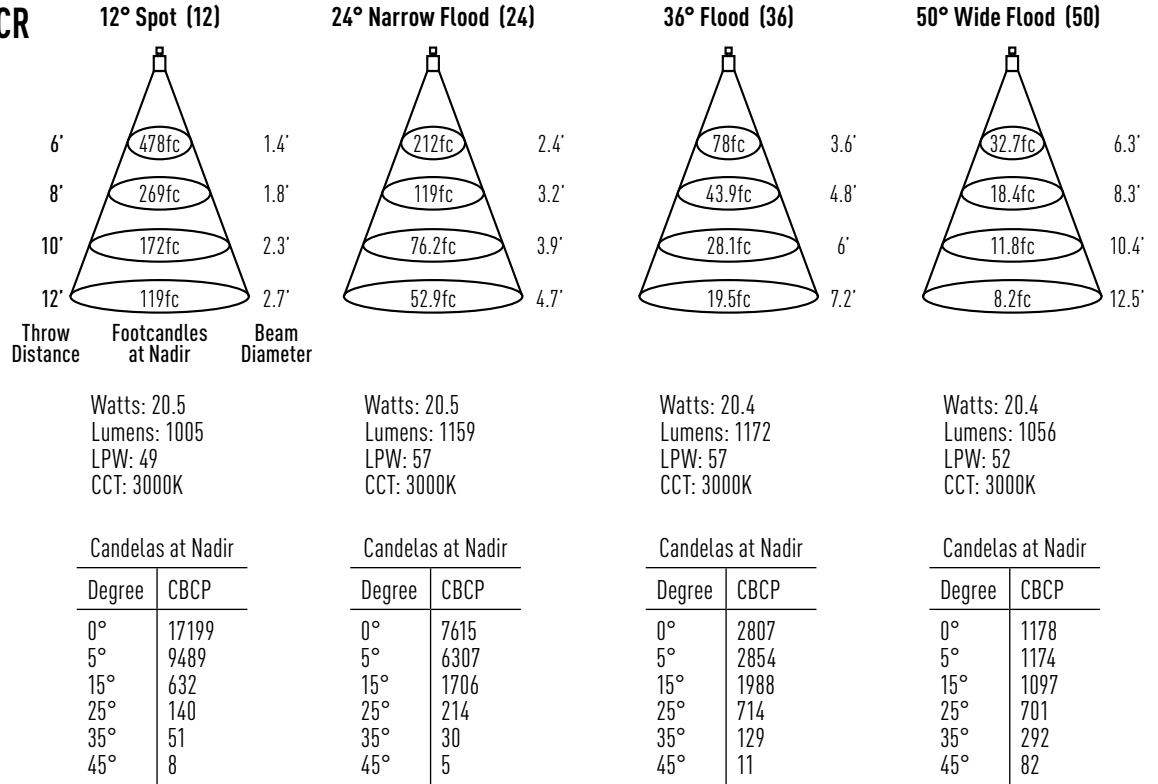
	82 CRI	92 CRI
2700K	(x 0.93)	(x 0.76)
3000K	(x 1.00)	(x 0.87)
3500K	(x 1.00)	(x 0.87)
4100K	(x 1.00)	(x 0.87)

LENS MULTIPLIERS:

Solite	(x 0.92)
Clear	(x 1.00)
Frosted	(x 0.92)

EMERGENCY MULTIPLIER:

7W Emergency	(x 0.40)
12W Emergency	(x 0.68)



MXTG2-STRD302WL3-CR

Report #: ILL-02102016-10.2 (12)
 ILL-02102016-09.2 (24)
 ILL-02182016-03.2 (36)
 ILL-02122016-05.2 (50)

MXTG2-STRD302

Ceiling Thickness Multipliers:
 5/8" Thickness (x 1.00)
 1" Thickness (x 0.86)
 2" Thickness (x 0.71)

MXTG2-STRR302

Ceiling Thickness Multipliers:
 5/8" Thickness (x 0.93)
 1" Thickness (x 0.80)
 2" Thickness (x 0.59)

CCT MULTIPLIERS:

	82 CRI	92 CRI
2700K	(x 0.93)	(x 0.76)
3000K	(x 1.00)	(x 0.87)
3500K	(x 1.00)	(x 0.87)
4100K	(x 1.00)	(x 0.87)

LENS MULTIPLIERS:

Solite	(x 0.92)
Clear	(x 1.00)
Frosted	(x 0.92)

EMERGENCY MULTIPLIER:

7W Emergency	(x 0.50)
12W Emergency	(x 0.85)

