



architectural products

# Mouldings

by **OUTWATER**  
L.L.C.

and *Decorative Surfaces*



New Jersey  
& Arizona  
1.800.835.4400  
[www.outwater.com](http://www.outwater.com)

# TERMS AND CONDITIONS

"Vendor":

Outwater Plastics Industries, Inc. & Architectural Products by Outwater, LLC

## PRICES:

All prices are subject to change without notice. No deduction will be allowed at settlement. Minimum order is \$25.00 (Merchandise only). Orders less than this minimum will be billed as \$25.00 plus shipping charges and tax, if applicable.

## NOTE:

Orders are accepted with the understanding that they will be billed at the price in effect on the day of shipment.

## PAYMENT TERMS:

### N30

To establish N30 terms, we must be supplied with your company's Dun & Bradstreet number (DUNS Number). Concerns not rated favorably with Dun & Bradstreet, not rated at all with Dun & Bradstreet or inactive accounts, are required to furnish, on company letterhead, four (4) trade references, the name of their bank and account number, their Federal I.D. number or CRA-issued business number, and the date and state/province their business was incorporated.

*Please note:* If supplying trade references, please allow 2-3 weeks for processing.

### Credit Card

We accept major credit cards (Visa, MasterCard, American Express and Discover.) Please note: When authorizing us to charge your card in an amount over \$500.00, we require a signed credit card authorization form, which we will fax or email to you for your signature. Order processing will not begin until this authorization is returned to us.

### C.O.D.

C.O.D. orders are no longer accepted.

### Prepayment

Customers not wishing to use a credit card or set up N30 terms, may prepay orders. Please speak with your sales representative when placing your order. We accept company checks and certified / bank checks. Order processing will not begin until we receive payment. Non-certified checks (company or personal) may take an additional five business days after receipt before order processing will begin.

### Other Terms

Large orders, Custom or Special Order items may require certified funds and/or a deposit, regardless of existing credit terms. If applicable, this will be discussed at time of order. If a deposit is required, order processing will not begin until deposit is received by us. Should deposit be sent in the form of a non-certified check, it may take an additional five business days after receipt before order processing will begin.

## WARRANTY:

All merchandise is produced to standard and commercial tolerances. Vendor warrants product to be free from defects in workmanship and material. When Vendor has determined that a product is defective, it will be replaced. At Vendor's discretion, a credit may be offered instead of replacement. Vendor liability is limited to the cost of the defective product. No other warranty is expressed or implied.

## LIABILITY:

The customer shall test and verify the suitability of the product for intended use. No warranty for intended use is made. The customer assumes all risk and liability. Vendor's only obligation is replacement or credit for product proven defective. Vendor shall not be liable for any loss or damage from the use or inability to use the product.

## TECHNICAL ADVICE:

Any technical advice furnished or recommended by Vendor or any representative of Vendor concerning any use or application of any product is believed to be reliable but the company makes no warranty of results obtained. The customer shall test for and verify suitability for intended use.

## FREE SAMPLE POLICY:

Reasonable sample quantities are available at no charge for many of the products within this catalog; to test their suitability for your intended use or application. Most samples are shipped free of charge via standard U.S. mail or UPS ground. Other shipping options are available, at customer's expense. Please discuss with our sales representatives.

## MERCHANDISE RETURN POLICY:

Merchandise may not be returned for credit without prior authorization from our Customer Service department. Please have your order number available when contacting us.

- You may return most items purchased for a partial refund within 30 days of purchase. A restocking fee will apply and shipping charges will not be refunded. Restocking fees as follows:
  - 20% restocking fee applies to most stock items. Some dropship items will be subject to a higher restocking fee. Where applicable, fees are stated within our catalog.
  - 40% restocking fee applies on items that have been cut for shipping purposes. Custom or Special order items may not be returned.
- Refund will only be issued in the original form of payment.
- Customer is responsible for the shipping cost of items returned. Be mindful of packaging as any damage during return shipment is the responsibility of the customer.
- Returned material must be received in original condition.
- Any products cut, altered, modified or installed by the customer may not be returned.
- We reserve the right to refuse unauthorized returns. Unauthorized returns will be returned to the customer at their expense.

## DAMAGE/LOSS:

- Upon receiving your shipment, please inspect the packages carefully for signs of damage. Check contents for damaged or missing items.
- Damage and/or loss claims must be reported within 48 hours from time of receipt!
- We utilize small parcel carriers [UPS and Federal Express] and many LTL freight carriers [such as YRC, New Penn and UPS Freight] when shipping our products. Specific instructions will vary depending on the carrier.
- If Damage/Loss is suspected, please do the following:
  - Inspect your shipment as soon as it arrives.
  - If your merchandise has arrived via LTL freight carrier, all damages/loss must be noted on the delivery receipt at time of delivery. Please take digital photographs and email to: customerservice@outwaterplastics.com.
  - Please keep all merchandise and packing material for possible inspection by the carrier.
  - Contact our Customer Service Department immediately! It is best to get in touch with us right away. Be advised that claims made after 48 hours of receipt will not be honored.

## DEFECTIVE MERCHANDISE POLICY:

Every item that we sell meets our highest standards for quality and performance.

If a defect in merchandise is suspected, please proceed as follows:

- Inspect merchandise for quality before altered or installed.
- Upon the finding of parts which may be defective, contact our Customer Service Department immediately! We will request digital images, a sample of the material, or a combination of both material and images to be sent to our Customer Service Department for evaluation.
- Upon review of the samples/images we will determine if replacement or refund is appropriate. Return of the defective merchandise will also be determined at this time and if deemed necessary an RMA (Return Merchandise Authorization) will be issued.
- The responsibility of Outwater Plastics and Architectural Products ends here. Any loss incurred for labor, transportation or any other expenses are not covered.

## PICK UP ORDERS:

Orders placed for pick up must be picked up within 2 weeks from the date placed, or the date material becomes available. Orders not picked up within 2 weeks will be cancelled. To secure material for a longer time period; arrangements may be made for non-refundable prepayment and pick up by a specified date.

## SHIPPING TERMS:

Shipments are F.O.B. shipping point.



### SHIPPING TERMS IN CANADA:

- All transport (shipping) fees are F.O.B. shipping point.
- Brokerage Fees (Entry, Duties and GST):
  - Will be paid by shipper for shipments that meet all of the following conditions:
    - (1) shipment departs from our Bogota, NJ warehouse,
    - (2) shipment is transported via UPS Ground Service and
    - (3) shipping fees are pre-paid and added to the order total.
  - Are the responsibility of the purchaser for all shipments that have any one of the following conditions:
    - (1) shipment departs from a warehouse location other than Bogota, NJ,
    - (2) shipment is being transported by a carrier other than UPS,
    - (3) shipment is being transported through a UPS service level other than Ground or
    - (4) shipping fees are not being pre-paid and added to the order total.



\*\*\* WE RESERVE THE RIGHT TO SUBSTITUTE OR "EQUAL" \*\*\*

**EAST COAST**  
24 River Road • Bogota, NJ 07603

**2 LOCATIONS**  
(800) 631-8375

**WEST COAST**  
4720 West Van Buren • Phoenix, AZ 85043





14



79



171

# TABLE OF CONTENTS

<b>3D Wood Wallscapes</b> .....	232	<b>Fluted Wall Panels</b> .....	323
<b>Acrylic Panels (Decorative Collection)</b> .....	216	<b>Foga® (Aluminum Framing System)</b> .....	300
<b>Backlighting</b> .....	305	<b>High Pressure Laminates (MetLam)</b> .....	202
<b>Brass Privacy Posts</b> .....	304	<b>Insert Panels</b> .....	287
<b>Cabinetry &amp; Closet Doors</b> .....	269	<b>Interlocking Beaded Wainscoting</b> .....	252
<b>Cable Rail Hardware</b> .....	299	<b>Kitchen Backsplash</b> .....	290
<b>Ceiling Panels</b> .....	254	<b>ORAC Decor®</b> .....	4
<b>DEM</b> .....	79	3D Wallscapes .....	69
Base Mouldings .....	124	Baseboard Mouldings .....	60
Case Mouldings .....	122	Cornice Mouldings .....	32
Combination Mouldings .....	108	Curtain Mouldings .....	49
Common Mouldings .....	120	Indirect Lighting .....	25
Corners .....	104	Panel Mouldings .....	53
Decorative Cornices .....	84	<b>Plank-It Wallscapes</b> .....	219
Decorative Panel Mouldings .....	109	<b>Resin Artisan Frieze &amp; Crown Mouldings</b> .....	128
Drops .....	107	<b>Roll-A-Lam</b> .....	292
Friezes .....	118	<b>Screening Panels</b> .....	288
Panel Mouldings / Accessories .....	114	<b>Standoffs</b> .....	293
Plain Cornices .....	95	<b>Stone Veneer Sheets</b> .....	244
Plain Panel Mouldings .....	112	<b>Translucent Panels (Graphic Wall)</b> .....	214
The Crowning Touch (Mouldings & Panel Frames) .....	80	<b>Veneer Sheets &amp; Edging</b> .....	246
<b>Faux Stone Panels</b> .....	234	<b>Wallcovering, Wallpaper &amp; Borders</b> .....	249
<b>Faux Wood Beams</b> .....	156	<b>Wall Panels (FlexLam)</b> .....	170
<b>Faux Wood Mantels</b> .....	165	<b>Wood Mouldings</b> .....	137
<b>Flex-Sheet (Flexible Mirror Glass)</b> .....	291	<b>Wood Veneers</b> .....	248
<b>Flexible “Made To Fit” Mouldings</b> .....	126	<b>Wood Wallscapes</b> .....	238
<b>Flexible Tambour Wall Panels</b> .....	166	<b>Woven Wire Grilles</b> .....	276

# Family

“While others take care of their investors, we take care of our customers.” Family owned and operated since 1972, Architectural Products by Outwater, LLC began as a brick and mortar company serving those in the architectural and interior design industries. Having 300,000 square feet of distribution and warehousing facilities in New Jersey and Arizona enables Outwater to provide reasonable shipping costs and lead times for customers throughout the country. Outwater strives to provide innovative and exciting products for our clients. This desire led to our partnership with ORAC Décor®, another family owned business with an enthusiasm for all things beautiful and elegant. For over 50 years, ORAC Décor® has developed and manufactured traditional, modern and unique high-quality 3D ornaments resulting in a complete collection for the design professional.



reddot design award  
product design



## Award Winning Designs

ORAC Décor's breathtaking line of architectural mouldings brings new meaning to interior design and features many award-winning products. In 2014, ORAC Décor's Wave Profile for Indirect Lighting won the internationally acclaimed Red Dot Award for Product Design, and in 2016 the new SX171 Baseboard Moulding was the winner of the Smart Design on Intirio. ORAC Décor® remains Europe's #1 choice for interior design and this award-winning, designer collection is available in North America exclusively through Architectural Products by Outwater, LLC.



Smart Design  
Intirio  
award



1.800.835.4400 | For Wholesale Pricing: [www.oracdecorusa.com](http://www.oracdecorusa.com)

English measurements converted from metric. Metric is the most accurate. All profiles copyrighted by International Law.



# Our Designers


Ulf Moritz  
Xavier Donck  
Orio Tonini  
Pierre Daems  
Jacques Vergracht



ORAC Décor® has teamed up with many of the industry's top European designers and architects to develop new and innovative profiles. Working with these designers allows ORAC Décor® to stay up to date on the latest design trends and create truly inspired profiles that fit an array of different styles.

Collaborating with these world-renowned designers and architects resulted in a collection of unique profiles and 3D wall decor that the industry has never seen before. ORAC Décor's new MODERN Collection of profiles and high-quality 3D ornaments breaks away from traditional style mouldings and features a "less is more" theme employed by designers and architects like Ulf Moritz, Xavier Donck, Orio Tonini, Pierre Daems and Jacques Vergracht.

Incorporating their ideas into the clean-cut lines and styles of this collection has enabled ORAC Décor® to open up a whole new era of architectural mouldings and designs that will continue to grow.





# Materials

As a pioneer, ORAC Décor® has introduced synthetic technology for the production of their decorative elements. Synthetic materials have more advantages than traditional plaster, wood or MDF solutions.

ORAC's synthetic materials are not only lightweight, easy to handle, sturdy and durable but also completely recyclable.

Boasting product quality that is second-to-none, ORAC's decorative mouldings and ornaments are primed and ready for painting/finishing.

## PUROTOUCH®

A high-quality, high-density polyurethane that allows fine details.

## DUROPOLYMER®

An extruded and impact-resistant polymer based on a high-density polystyrene.

## DUROFOAM®

An extruded lightweight polymer based on a medium-density polystyrene blend.

## FLEX

A wide range of cornice mouldings, panel mouldings and baseboards are also available in a flexible version.

# Technical

ORAC Décor® strives to produce the highest quality products for its customers and provides any information needed for a smooth installation. Technical drawings can be downloaded by visiting [www.oracdecorusa.com](http://www.oracdecorusa.com), where you can also find videos that show various methods of installation for the complete ORAC Décor® line of products.

## Available In





# Steel Molds

## the benefits of

ORAC Décor® has become a leader in the industry through innovation and creative design. Part of what makes ORAC Décor® so unique is the use of steel molds to produce the high level of defined, rich detail that ORAC Décor® is known for. The use of steel molds also enhances all of ORAC Décor's exclusive materials, formulated specifically to create long lasting, beautiful products.

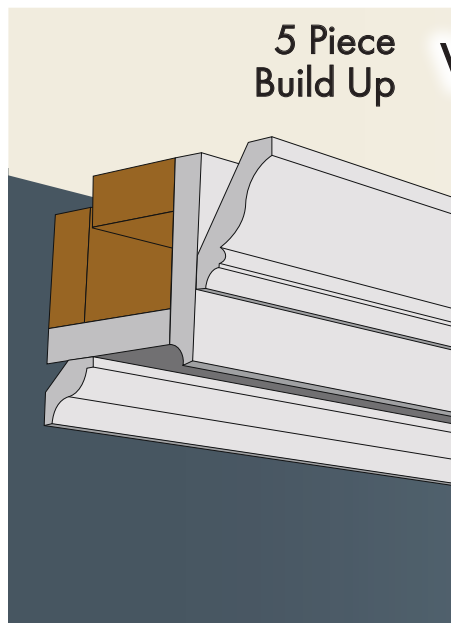
This process provides crisp, sharp details and unlike rubber molds, steel molds do not warp or degrade during production ensuring that each and every ORAC Décor® moulding is identical.



# Build Up

ORAC Décor's standard mouldings and new MODERN Collection feature large, one-piece profiles that provide an effortless installation. These mouldings feature one-piece construction, and eliminate the need for build-up and the possibility of post construction separation or cracks. ORAC Décor's mouldings are incredibly lightweight, easy to work with, and can be installed with everyday woodworking tools.

The large profiles are more cost effective than traditional build-ups, saving time and labor during installation and will enhance any pre-existing architecture with ease.



5 Piece Build Up

vs.



ORAC's One-Piece Construction

# FLEX PANELS



Our wall panels W108 ZIGZAG, W109 VALLEY and W110 HILL are now offered in a flexible version.



1 W108F pg. 75



2 W109F pg. 75




3 W110F pg. 75



Let  
your  
walls  
do the  
talking



# Every wall is an invitation to create beauty



② W109F

pg. 75



Wall structure and surface textures are combined to create this relaxing living room.



2 W113 pg. 75

1 SX195 pg. 65





2 W113

pg. 75



1 SX194

pg. 64

Bold patterns and graphic lines  
transform a plain hallway into an  
eye-catching entrance

# Unconventional combinations bring daily inspiration







**7** W130 pg. 76



**6** W113 pg. 75



**5** W111 pg. 75



**4** W109 pg. 75



**3** W112 pg. 75



**2** W108 pg. 75





**1** W110 pg. 75

# Introducing The Heritage Collection

History with a modern twist

Imagine yourself in an nineteenth century manor home, living in a space full of large intricate cornice mouldings that emphasize the height of your rooms. A space where rich hues and ornate wainscoting come together in perfect harmony.



**1** FP4025 pg. 56



**2** W109 pg. 75




**3** C324 pg. 37



**4** W120 pg. 75



**5** W121 pg. 75



**6** SX138 pg. 66



# Prefabricated Wall Panels



Do you like tall wainscoting and want to get going fast? These prefabricated panels can be mounted directly to the wall without any prep work.



① C324 pg. 37




② W120 pg. 75



③ SX138 pg. 66








1 FP4025 pg. 56



2 W120 pg. 75



3 W121 pg. 75



4 SX138 pg. 66

# Mix & Match

Create your own unique designs as renowned designers did for country manors 200 years ago. Insert panels can be mix-and-matched, offering endless possibilities.



1 C324 pg. 37




2 W123 pg. 76



3 W122 pg. 76



4 W120 pg. 75



5 P4025 pg. 56

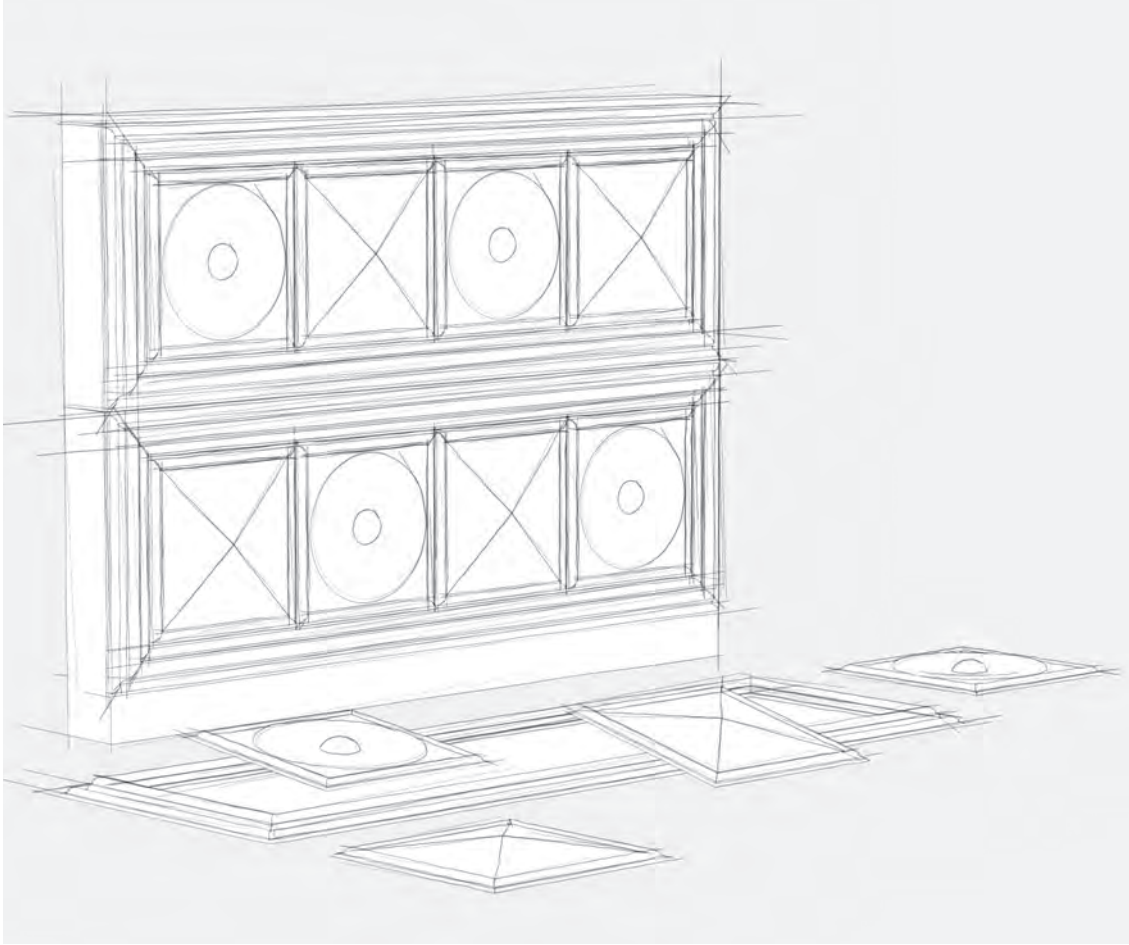


6 W121 pg. 75



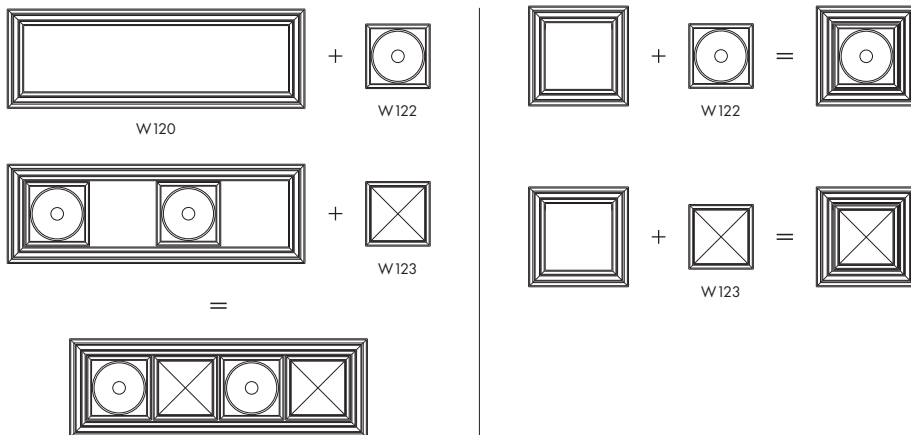
7 SX138 pg. 66






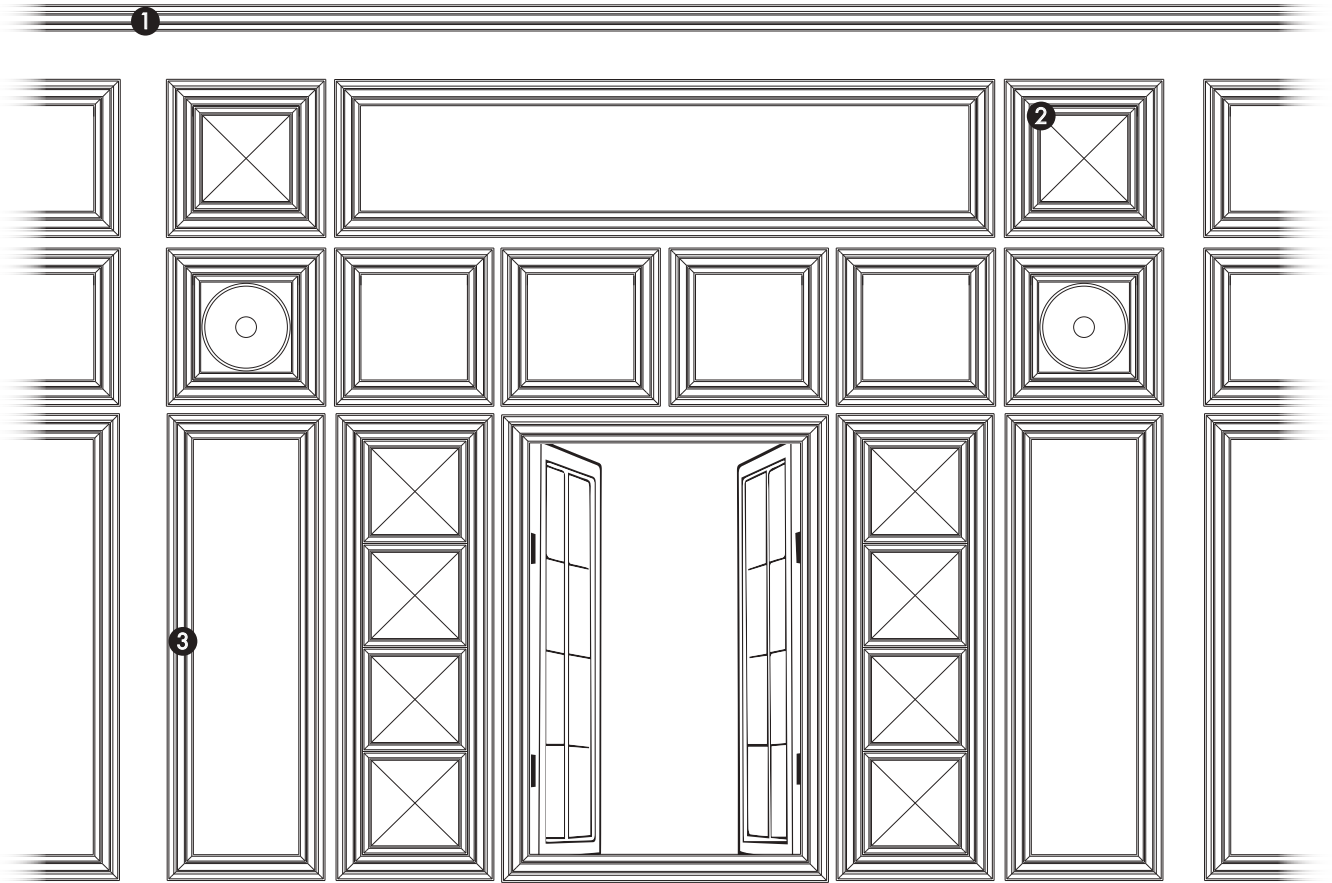
Reign over your wall decoration. These authentic designs with precise details immediately conjure up depth and structure for your wall.

This innovative paneling system consists of primed, prefabricated wall panels W120 and W121 and insert options W122 and W123. It is an economical solution for wall depth creation and allows for fast, effortless installation. Unlike traditional wood millwork, there is no mitering necessary, which eliminates cracks and cuts down on labor costs, too.



# Design tips & tricks

Keep it classic or make it creative. Combine the seven design elements for walls and ceilings exactly as you desire.



**1** C324 pg. 37

**2** W123 pg. 76

**3** W120 pg. 75

**4** P4025 pg. 56

**5** W122 pg. 76



A repeating pattern immediately makes a plain wall look more interesting and put-together.



**6** W121 pg. 75




**7** SX138 pg. 66



**8** C344 pg. 46

# Specially Created Profiles for the Heritage Collection

Create a special space with character. Use a separate frame with an identical design to create your own made-to-measure panels.



## P4025

Our P4025 customizable framing profile allows you to create any sized panel to complete your design. This panel profile is also available in flexible form (FP4025) which is ideal for vaulted ceilings or curved walls.



## SX138

SX138 baseboard is the perfect foundation for building the Heritage wall system and elegantly ties the room together. Like all ORAC baseboards, the SX138 is impact resistant and impervious to moisture.



## C324

C324 is designed to house LED lighting strips to illuminate recessed bookcases, bars, and niches.




## C323

C323 is the top cap for the Heritage paneling system. This creates a seamless connection between the crown moulding and paneling.



Express creativity. Flexible moulding is ideal for vaulted ceilings or curved walls.



1 FP4025 pg. 56



2 W109 pg. 75



3 C324 pg. 37



6 SX138 pg. 66



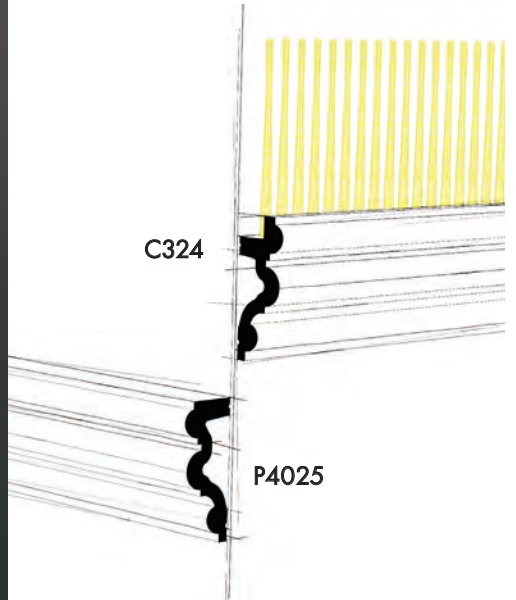
5 W121 pg. 75



4 W120 pg. 75



Integrate smart LED lighting now with classic wainscoting.



**1** C324 pg. 37



**2** W120 pg. 75



**3** SX138 pg. 66



# Indirect Lighting

Indirect lighting creates a warm atmosphere and adds depth to a room by producing subtle lighting effects. Our innovative profiles for indirect lighting are specially designed to incorporate compact LEDs and disperse light evenly. They can direct light upward or downward and are offered in a variety of shapes and sizes to fit seamlessly into any interior.






# Indirect Mouldings




**CX190 | CX190F (Flexible)**

Duopolymer<sup>®</sup>  
H: 3/4" | 2cm  
P: 1-1/8" | 3cm  
L: 78-3/4" | 200cm  
Designed By  
Orio Tonini



**CX190 | CX190F (Flexible)**

Duopolymer<sup>®</sup>  
H: 3/4" | 2cm  
P: 1-1/8" | 3cm  
L: 78-3/4" | 200cm  
Designed By  
Orio Tonini




**CX190 | CX190F (Flexible)**

Duopolymer<sup>®</sup>  
H: 3/4" | 2cm  
P: 1-1/8" | 3cm  
L: 78-3/4" | 200cm  
Designed By  
Orio Tonini



**CX189 | CX189F (Flexible)**

Duopolymer<sup>®</sup>  
H: 1" | 2,7cm  
P: 1" | 2,7cm  
F: 1-3/8" | 3,5cm  
L: 78-3/4" | 200cm  
Designed By  
Orio Tonini



**CX188 | CX188F (Flexible)**

Duopolymer<sup>®</sup>  
H: 1-3/8" | 3,4cm  
P: 1-1/8" | 3cm  
F: 1-1/2" | 3,9cm  
L: 78-3/4" | 200cm  
Designed By  
Orio Tonini




**C380**

Purotouch<sup>®</sup>  
H: 2" | 5cm  
P: 2" | 5cm  
F: 2-1/2" | 6,4cm  
L: 78-3/4" | 200cm  
Designed By  
Orio Tonini



**C361**

Purotouch<sup>®</sup>  
H: 2" | 5cm  
P: 2" | 5cm  
F: 2-3/4" | 7cm  
L: 78-3/4" | 200cm  
Designed By  
Pierre Daems



**C362**

Purotouch<sup>®</sup>  
H: 2" | 5cm  
P: 2" | 5cm  
F: 2-3/4" | 7cm  
L: 78-3/4" | 200cm  
Designed By  
Pierre Daems



Purotouch<sup>®</sup> a proprietary polymer blend formulated to create deep reliefs and crisp details.

## Collections

Duopolymer<sup>®</sup> high impact resin blend. Ideally suited for baseboards and chair rails.

1.800.835.4400 | For Wholesale Pricing: [www.oracdecorusa.com](http://www.oracdecorusa.com)

English measurements converted from metric. Metric is the most accurate. All profiles copyrighted by International Law.





# Indirect Mouldings



**C323**

Purotouch®

H: 2-1/8" | 5,5cm  
P: 1-5/8" | 4,2cm  
F: 2-3/4" | 7cm  
L: 78-3/4" | 200cm

Designed By  
Orio Tonini




**C373 | FC373 (Flexible)**

Purotouch®

H: 3-1/8" | 8m  
P: 2" | 5cm  
F: 3-3/4" | 9,5cm  
L: 78-3/4" | 200cm

Designed By  
Ulf Moritz



**C324**

Purotouch®

H: 3-1/4" | 8,3cm  
P: 1-3/8" | 3,4cm  
L: 78-3/4" | 200cm

Designed By  
Orio Tonini



**C394**

Purotouch®

H: 3-3/4" | 9,5cm  
P: 1-1/4" | 3,1cm  
F: 3-3/4" | 9,6cm  
L: 78-3/4" | 200cm

Designed By  
Orio Tonini




**C381**

Purotouch®

H: 3-3/4" | 9,5cm  
P: 2" | 5cm  
F: 3-3/4" | 9,6cm  
L: 78-3/4" | 200cm

Designed By  
Orio Tonini




**C390**

Purotouch®

H: 2-3/8" | 6cm  
P: 3-7/8" | 10cm  
F: 4-1/8" | 10,5cm  
L: 78-3/4" | 200cm

Designed By  
Orio Tonini



**C357**

Purotouch®

H: 2-3/4" | 7,1cm  
P: 4-3/8" | 11cm  
F: 5" | 12,6cm  
L: 78-3/4" | 200cm

Designed By  
Jacques Verfracht



**C382**

Purotouch®

H: 5-1/2" | 14cm  
P: 2" | 5cm  
F: 5" | 12,7cm  
L: 78-3/4" | 200cm

Designed By  
Orio Tonini



Purotouch® a proprietary polymer blend formulated to create deep reliefs and crisp details.

Collections

Duopolymer® high impact resin blend. Ideally suited for baseboards and chair rails.




# Indirect Mouldings



**C383**

Purotouch<sup>®</sup>


H: 5-1/2" | 14cm  
P: 2" | 5m  
F: 5" | 12,8cm  
L: 78-3/4" | 200cm  
Designed By  
Orio Tonini



**C364**

Purotouch<sup>®</sup>


H: 5-1/2" | 14cm  
P: 3-1/8" | 8cm  
F: 5-5/8" | 14,2cm  
L: 78-3/4" | 200cm  
Designed By Ulf Moritz  
Red Dot Design Award 2014



**C902 | FC902 (Flexible)**

Purotouch<sup>®</sup>


H: 4" | 10,3cm  
P: 4" | 10,3cm  
F: 5-5/8" | 14,2cm  
L: 78-3/4" | 200cm



**C391**

Purotouch<sup>®</sup>

H: 2-3/8" | 6cm  
P: 6-1/4" | 16cm  
F: 5-7/8" | 14,8cm  
L: 78-3/4" | 200cm  
Designed By  
Orio Tonini



**C358**

Purotouch<sup>®</sup>

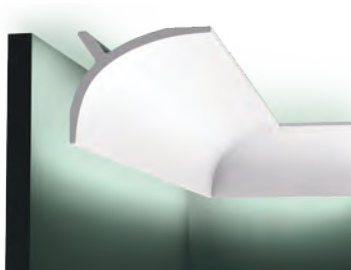
H: 2-7/8" | 7,3cm  
P: 5-1/2" | 14cm  
F: 6" | 15,3cm  
L: 78-3/4" | 200cm  
Designed By  
Jacques Verfracht



**C395**

Purotouch<sup>®</sup>

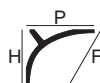
H: 6-1/8" | 15,5cm  
P: 1-1/4" | 3,1cm  
F: 6-1/8" | 15,6cm  
L: 78-3/4" | 200cm  
Designed By  
Orio Tonini



**C991**

Purotouch<sup>®</sup>

H: 4-3/8" | 11cm  
P: 5-1/2" | 14cm  
F: 7" | 17,8cm  
L: 78-3/4" | 200cm  
Designed By  
Ulf Moritz



**C352**

Purotouch<sup>®</sup>

H: 3" | 7,6cm  
P: 6-3/4" | 17,1cm  
F: 7-1/8" | 18,1cm  
L: 78-3/4" | 200cm  
Designed By  
Jacques Verfracht



Purotouch<sup>®</sup> a proprietary polymer blend formulated to create deep reliefs and crisp details.

Collections

Duopolymer<sup>®</sup> high impact resin blend. Ideally suited for baseboards and chair rails.

1.800.835.4400 | For Wholesale Pricing: [www.oracdecorusa.com](http://www.oracdecorusa.com)

English measurements converted from metric. Metric is the most accurate. All profiles copyrighted by International Law.





# Indirect Mouldings



**C374 | FC374 (Flexible)**

Purotouch®


H: 7-1/8" | 18cm  
P: 2" | 5m  
F: 7-3/8" | 18,6cm  
L: 78-3/4" | 200cm  
Designed By  
Ulf Moritz



**C396**

Purotouch®

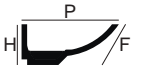
H: 7-1/4" | 18,5cm  
P: 2-3/8" | 6,1cm  
F: 7-1/2" | 19,1cm  
L: 78-3/4" | 200cm  
Designed By  
Orio Tonini



**C351**

Purotouch®


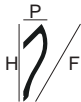
H: 2-7/8" | 7,4cm  
P: 6-3/4" | 17,3cm  
F: 7-1/2" | 19cm  
L: 78-3/4" | 200cm  
Designed By  
Jacques Verfracht



**C371**

Purotouch®


H: 7-1/4" | 18,5cm  
P: 2-1/4" | 5,8cm  
F: 7-1/2" | 19cm  
L: 78-3/4" | 200cm  
Designed By  
Ulf Moritz



**C901 | FC901 (Flexible)**

Purotouch®


H: 5-7/8" | 14,8cm  
P: 4-7/8" | 12,4cm  
F: 7-1/2" | 19,2cm  
L: 78-3/4" | 200cm



**C900**

Purotouch®

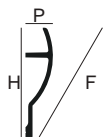
H: 6-3/4" | 17,1cm  
P: 5-3/4" | 14,6cm  
F: 8-5/8" | 21,8cm  
L: 78-3/4" | 200cm



**C372**

Purotouch®

H: 11" | 28cm  
P: 2-3/4" | 7cm  
F: 11-1/8" | 28,4cm  
L: 78-3/4" | 200cm  
Designed By  
Ulf Moritz



**SX179**

Duopolymer®

H: 3-7/8" | 9,7cm  
P: 1-1/8" | 2,9cm  
F: 3-7/8" | 9,8cm  
L: 78-3/4" | 200cm  
Designed By  
Orio Tonini




Purotouch® a proprietary polymer blend formulated to create deep reliefs and crisp details.

Collections

Duopolymer® high impact resin blend. Ideally suited for baseboards and chair rails.

1.800.835.4400 | For Wholesale Pricing: [www.oracdecorusa.com](http://www.oracdecorusa.com)

English measurements converted from metric. Metric is the most accurate. All profiles copyrighted by International Law.



**C393**

pg. 43



Purotouch®  
 H: 5-7/8" | 15cm  
 P: 8-1/4" | 21cm  
 F: 9-3/4" | 24,7cm  
 L: 78-3/4" | 200cm

*Designed By  
 Orio Tonini*

**C392**

pg. 41



Purotouch®  
 H: 7-1/2" | 19cm  
 P: 3-7/8" | 10cm  
 F: 7-3/4" | 19,7cm  
 L: 78-3/4" | 200cm

*Designed By  
 Orio Tonini*

**C391**

pg. 39



Purotouch®  
 H: 2-3/8" | 6cm  
 P: 6-1/4" | 16cm  
 F: 5-7/8" | 14,8cm  
 L: 78-3/4" | 200cm

*Designed By  
 Orio Tonini*

**C390**

pg. 36



Purotouch®  
 H: 2-3/8" | 6cm  
 P: 3-7/8" | 10cm  
 F: 4-1/8" | 10,5cm  
 L: 78-3/4" | 200cm

*Designed By  
 Orio Tonini*

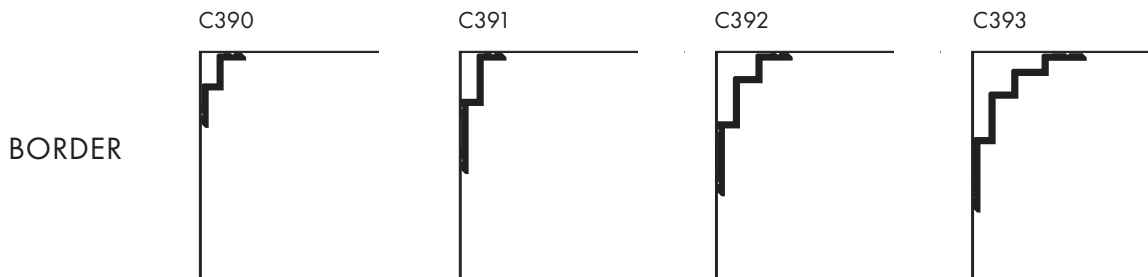
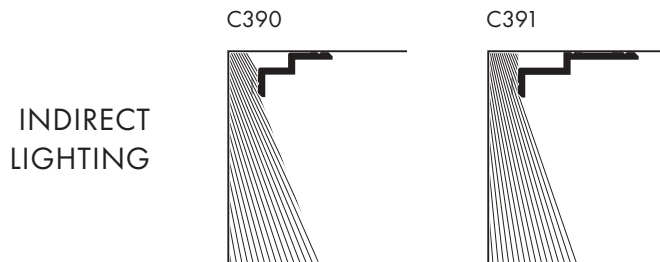
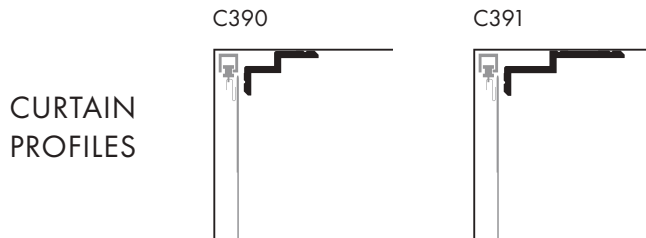
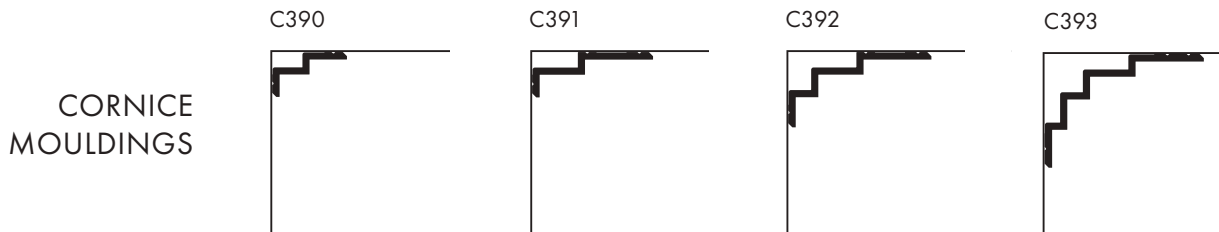
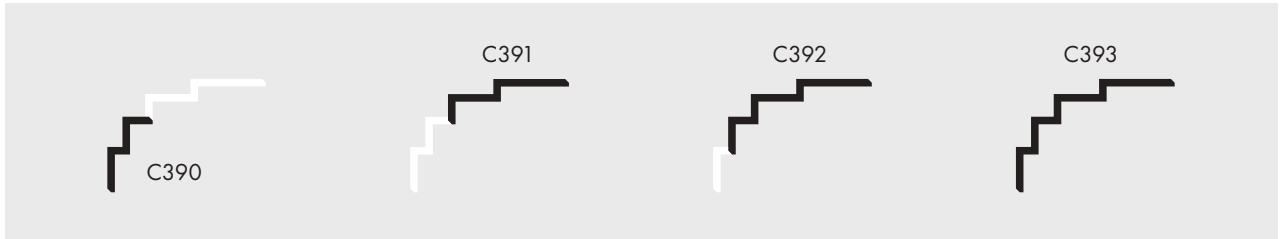






# Steps

## Linear Movement



# Cornice Mouldings

A cornice creates a visually attractive transition from wall to ceiling. From sleek to baroque, from decorative to functional, we offer a quality solution for every budget. The profiles are easy to install and a large number of designs are available in flexible versions.







# Cornice Mouldings



**CX250 | FC250 (Flexible)**

Purotouch<sup>®</sup>

H: 5/8" | 1,6cm  
P: 5/8" | 1,6cm  
F: 7/8" | 2,2cm  
L: 78-3/4" | 200cm



**CX133**

Duopolymer<sup>®</sup>

H: 3/4" | 2cm  
P: 3/4" | 2cm  
F: 1-1/8" | 2,7cm  
L: 78-3/4" | 200cm



**CX111**

Duopolymer<sup>®</sup>


H: 1" | 2,6cm  
P: 5/8" | 1,5cm  
F: 1-1/8" | 2,8cm  
L: 78-3/4" | 200cm



**CX132 | CX132F (Flexible)**

Duopolymer<sup>®</sup>

H: 3/4" | 2cm  
P: 3/4" | 2cm  
F: 1-1/8" | 2,8cm  
L: 78-3/4" | 200cm



**CX134**

Duopolymer<sup>®</sup>

H: 1-1/8" | 3cm  
P: 1-1/8" | 3cm  
L: 78-3/4" | 200cm



**PX164**

Duopolymer<sup>®</sup>

H: 1-1/8" | 3cm  
P: 1" | 2,4cm  
F: 1-1/2" | 3,9cm  
L: 78-3/4" | 200cm



**CX115**

Duopolymer<sup>®</sup>

H: 1-1/8" | 3cm  
P: 1-1/8" | 2,9cm  
F: 1-1/2" | 3,9cm  
L: 78-3/4" | 200cm



**C230 | FC230 (Flexible)**

Purotouch<sup>®</sup>

H: 1-1/8" | 2,9cm  
P: 1-1/8" | 2,9cm  
F: 1-5/8" | 4cm  
L: 78-3/4" | 200cm



**CX154**

Purotouch<sup>®</sup>

H: 1-1/8" | 3cm  
P: 1-1/8" | 3cm  
F: 1-5/8" | 4,1cm  
L: 78-3/4" | 200cm



Purotouch<sup>®</sup> a proprietary polymer blend formulated to create deep reliefs and crisp details.

Collections

Duopolymer<sup>®</sup> high impact resin blend. Ideally suited for baseboards and chair rails.

1.800.835.4400 | For Wholesale Pricing: [www.oracdecorusa.com](http://www.oracdecorusa.com)

English measurements converted from metric. Metric is the most accurate. All profiles copyrighted by International Law.



# Cornice Mouldings



**CX148 | CX148F (Flexible)**

Duopolymer<sup>®</sup>  
H: 1-3/4" | 4,3cm  
P: 1-1/8" | 2,9cm  
F: 2" | 5,1cm  
L: 78-3/4" | 200cm



**CX110 | CX110F (Flexible)**

Duopolymer<sup>®</sup>  
H: 1-3/4" | 4,5cm  
P: 1-5/8" | 4,1cm  
F: 2-1/4" | 5,8cm  
L: 78-3/4" | 200cm



**C360**

Purotouch<sup>®</sup>  
H: 7/8" | 2,1cm  
P: 2-3/8" | 6cm  
F: 2-3/8" | 6cm  
L: 78-3/4" | 200cm



**C260**

Duopolymer<sup>®</sup>  
H: 1-5/8" | 4,1cm  
P: 1-7/8" | 4,8cm  
F: 2-3/8" | 6cm  
L: 78-3/4" | 200cm



**CX109 | CX109F (Flexible)**

Duopolymer<sup>®</sup>  
H: 1-3/4" | 4,4cm  
P: 1-3/4" | 4,4cm  
F: 2-3/8" | 6,1cm  
L: 78-3/4" | 200cm



**C322**

Purotouch<sup>®</sup>  
H: 2" | 5cm  
P: 1-5/8" | 4,2cm  
F: 2-1/2" | 6,3cm  
L: 78-3/4" | 200cm



**C215 | FC215 (Flexible)**

Purotouch<sup>®</sup>  
H: 1-7/8" | 4,7cm  
P: 1-7/8" | 4,7cm  
F: 2-5/8" | 6,6cm  
L: 78-3/4" | 200cm



**CX112**

Duopolymer<sup>®</sup>  
H: 2-1/8" | 5,4cm  
P: 1-1/2" | 3,8cm  
F: 2-5/8" | 6,6cm  
L: 78-3/4" | 200cm



**CX141**

Duopolymer<sup>®</sup>  
H: 2-3/8" | 5,9cm  
P: 1-1/4" | 3,1cm  
F: 2-5/8" | 6,7cm  
L: 78-3/4" | 200cm



Purotouch<sup>®</sup> a proprietary polymer blend formulated to create deep reliefs and crisp details.

## Collections

Duopolymer<sup>®</sup> high impact resin blend. Ideally suited for baseboards and chair rails.

1.800.835.4400 | For Wholesale Pricing: [www.oracdecorusa.com](http://www.oracdecorusa.com)

English measurements converted from metric. Metric is the most accurate. All profiles copyrighted by International Law.





# Cornice Mouldings



**C124 | CX124F (Flexible)**

Duropolym<sup>®</sup>

H: 1-7/8" | 4,9cm

P: 1-7/8" | 4,9cm

F: 2-5/8" | 6,8cm

L: 78-3/4" | 200cm



**C323**

Purotouch<sup>®</sup>

H: 2-1/8" | 5,5cm

P: 1-5/8" | 4,2cm

F: 2-3/4" | 6,9cm

L: 78-3/4" | 200cm

Designed By  
Orio Tonini



**C602**

Purotouch<sup>®</sup>

H: 2-1/8" | 5,3cm

P: 2" | 5cm

F: 2-7/8" | 7,2cm

L: 78-3/4" | 200cm



**C214**

Purotouch<sup>®</sup>

H: 2-5/8" | 6,6cm

P: 1-1/8" | 3,1cm

F: 2-7/8" | 7,3cm

L: 78-3/4" | 200cm



**CX108**

Duropolym<sup>®</sup>

H: 2-1/8" | 5,4cm

P: 2-1/8" | 5,4cm

F: 3" | 7,6cm

L: 78-3/4" | 200cm



**C200 | FC200 (Flexible)**

Purotouch<sup>®</sup>

H: 2-1/2" | 6,5cm

P: 2-1/4" | 5,7cm

F: 3-3/8" | 8,5cm

L: 78-3/4" | 200cm



**C212**

Purotouch<sup>®</sup>

H: 2-7/8" | 7,3cm

P: 1-3/4" | 4,5cm

F: 3-3/8" | 8,5cm

L: 78-3/4" | 200cm



**CX176**

Duropolym<sup>®</sup>

H: 3-1/8" | 8cm

P: 1-5/8" | 4cm

F: 3-1/2" | 8,9cm

L: 78-3/4" | 200cm



**CX177**

Duropolym<sup>®</sup>

H: 2-3/4" | 7cm

P: 2-3/8" | 6cm

F: 3-5/8" | 9,2cm

L: 78-3/4" | 200cm



Purotouch<sup>®</sup> a proprietary polymer blend formulated to create deep reliefs and crisp details.

Collections

Duropolym<sup>®</sup> high impact resin blend. Ideally suited for baseboards and chair rails.

1.800.835.4400 | For Wholesale Pricing: [www.oracdecorusa.com](http://www.oracdecorusa.com)

English measurements converted from metric. Metric is the most accurate. All profiles copyrighted by International Law.



# Cornice Mouldings



**C394**

Purotouch<sup>®</sup>

H: 3-3/4" | 9,5cm  
P: 1-1/4" | 3,1cm  
F: 3-3/4" | 9,6cm  
L: 78-3/4" | 200cm

Designed By  
Orio Tonini



**C394**

Purotouch<sup>®</sup>

H: 1-1/4" | 3,1cm  
P: 3-3/4" | 9,5cm  
F: 3-3/4" | 9,6cm  
L: 78-3/4" | 200cm

Designed By  
Orio Tonini



**C325 | FC325 (Flexible)**

Purotouch<sup>®</sup>

H: 2-3/4" | 7cm  
P: 2-1/2" | 6,5cm  
F: 3-3/4" | 9,6cm  
L: 78-3/4" | 200cm

Designed By  
Orio Tonini



**CX100 | CX100F (Flexible)**

Duopolymer<sup>®</sup>

H: 2-3/4" | 6,9cm  
P: 2-3/4" | 7,1cm  
F: 3-3/4" | 9,7cm  
L: 78-3/4" | 200cm

Designed By  
Orio Tonini



**CX101**

Duopolymer<sup>®</sup>

H: 2-3/4" | 6,9cm  
P: 2-3/4" | 7,1cm  
F: 3-3/4" | 9,7cm  
L: 78-3/4" | 200cm

Designed By  
Orio Tonini



**C356**

Purotouch<sup>®</sup>

H: 3/4" | 2cm  
P: 3-7/8" | 10cm  
F: 3-7/8" | 10cm  
L: 78-3/4" | 200cm

Designed By  
Jacques Verfracht

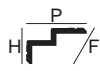


**C390**

Purotouch<sup>®</sup>

H: 2-3/8" | 6cm  
P: 3-7/8" | 10cm  
F: 4-1/8" | 10,5cm  
L: 78-3/4" | 200cm

Designed By  
Orio Tonini



**C321 | FC321 (Flexible)**

Duopolymer<sup>®</sup>

H: 3-7/8" | 9,9cm  
P: 2" | 5cm  
F: 4-1/4" | 10,8cm  
L: 78-3/4" | 200cm

Designed By  
Orio Tonini



**C355**

Purotouch<sup>®</sup>

H: 1-3/8" | 3,5cm  
P: 4-3/8" | 11,1cm  
F: 4-3/8" | 11,1cm  
L: 78-3/4" | 200cm

Designed By  
Jacques Verfracht



Purotouch<sup>®</sup> a proprietary polymer blend formulated to create deep reliefs and crisp details.

Collections

Duopolymer<sup>®</sup> high impact resin blend. Ideally suited for baseboards and chair rails.

1.800.835.4400 | For Wholesale Pricing: [www.oracdecorusa.com](http://www.oracdecorusa.com)

English measurements converted from metric. Metric is the most accurate. All profiles copyrighted by International Law.



# Cornice Mouldings



**CX123 | CX123F (Flexible)**

Purotouch<sup>®</sup>

H: 3-1/8" | 8cm  
P: 3-1/8" | 8cm  
F: 4-3/8" | 11cm  
L: 78-3/4" | 200cm

Designed By  
Jacques Verfracht



**C240 | FC240 (Flexible)**

Duopolymer<sup>®</sup>

H: 3-1/8" | 8cm  
P: 3-1/8" | 8cm  
F: 4-1/2" | 11,3cm  
L: 78-3/4" | 200cm



**C213 | FC213 (Flexible)**

Purotouch<sup>®</sup>

H: 3-1/8" | 8cm  
P: 3-1/8" | 8cm  
F: 4-1/2" | 11,4cm  
L: 78-3/4" | 200cm



**C324**

Purotouch<sup>®</sup>

H: 3-1/4" | 8,3cm  
P: 1-3/8" | 3,4cm  
L: 78-3/4" | 200cm

Designed By  
Orio Tonini



**C400**

Purotouch<sup>®</sup>

H: 2-3/8" | 6cm  
P: 3-7/8" | 10cm  
F: 4-5/8" | 11,7cm  
L: 78-3/4" | 200cm



**CX126**

Duopolymer<sup>®</sup>

H: 3-3/8" | 8,7cm  
P: 3-3/8" | 8,7cm  
F: 4-3/4" | 12,2cm  
L: 78-3/4" | 200cm



**C201 | FC201 (Flexible)**

Purotouch<sup>®</sup>

H: 4-5/8" | 11,6cm  
P: 1-7/8" | 4,8cm  
F: 4-7/8" | 12,5cm  
L: 78-3/4" | 200cm



**CX127 | CX127F (Flexible)**

Duopolymer<sup>®</sup>

H: 3-3/4" | 9,4cm  
P: 3-3/4" | 9,4cm  
F: 5-1/8" | 13cm  
L: 78-3/4" | 200cm



**CX128**

Duopolymer<sup>®</sup>

H: 3-3/4" | 9,4cm  
P: 3-3/4" | 9,4cm  
F: 5-1/8" | 13cm  
L: 78-3/4" | 200cm



Purotouch<sup>®</sup> a proprietary polymer blend formulated to create deep reliefs and crisp details.

Collections

Duopolymer<sup>®</sup> high impact resin blend. Ideally suited for baseboards and chair rails.

1.800.835.4400 | For Wholesale Pricing: [www.oracdecorusa.com](http://www.oracdecorusa.com)

English measurements converted from metric. Metric is the most accurate. All profiles copyrighted by International Law.





# Cornice Mouldings



**CX129**

Duopolymer<sup>®</sup>

H: 3-3/4" | 9,4cm

P: 3-3/4" | 9,4cm

F: 5-1/8" | 13cm

L: 78-3/4" | 200cm



**CX192**

Duopolymer<sup>®</sup>

H: 4-3/4" | 12cm

P: 2-3/8" | 6cm

F: 5-1/4" | 13,4cm

L: 78-3/4" | 200cm



**C326 | FC326 (Flexible)**

Purotouch<sup>®</sup>

H: 4-1/8" | 10,5cm

P: 3-1/2" | 9cm

F: 5-3/8" | 13,8cm

L: 78-3/4" | 200cm



**C220 | FC220 (Flexible)**

Purotouch<sup>®</sup>

H: 3" | 7,6cm

P: 4-5/8" | 11,6cm

F: 5-3/8" | 13,6cm

L: 78-3/4" | 200cm



**C402 | FC402 (Flexible)**

Purotouch<sup>®</sup>

H: 4-1/4" | 10,7cm

P: 3-3/4" | 9,4cm

F: 5-1/2" | 13,9cm

L: 78-3/4" | 200cm



**C304 | FC304 (Flexible)**

Purotouch<sup>®</sup>

H: 4-3/4" | 12,2cm

P: 2-7/8" | 7,2cm

F: 5-1/2" | 13,9cm

L: 78-3/4" | 200cm



**C902 | FC902 (Flexible)**

Purotouch<sup>®</sup>

H: 4" | 10,3cm

P: 4" | 10,3cm

F: 5-5/8" | 14,2cm

L: 78-3/4" | 200cm



**C331 | FC331 (Flexible)**

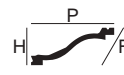
Purotouch<sup>®</sup>

H: 2-1/2" | 6,4cm

P: 5-3/8" | 13,5cm

F: 5-3/4" | 14,5cm

L: 78-3/4" | 200cm



Purotouch<sup>®</sup> a proprietary polymer blend formulated to create deep reliefs and crisp details.

Collections

Duopolymer<sup>®</sup> high impact resin blend. Ideally suited for baseboards and chair rails.

1.800.835.4400 | For Wholesale Pricing: [www.oracdecorusa.com](http://www.oracdecorusa.com)

English measurements converted from metric. Metric is the most accurate. All profiles copyrighted by International Law.



# Cornice Mouldings



**C391**

Purotouch<sup>®</sup>

H: 2-3/8" | 6cm  
P: 6-1/4" | 16cm  
F: 5-7/8" | 14,8cm  
L: 78-3/4" | 200cm



**C302**

Purotouch<sup>®</sup>

H: 5" | 12,8cm  
P: 3-3/8" | 8,5cm  
F: 5-7/8" | 15cm  
L: 78-3/4" | 200cm



**C341 | FC341 (Flexible)**

Purotouch<sup>®</sup>

H: 3-1/2" | 8,8cm  
P: 4-3/4" | 12,2cm  
F: 5-7/8" | 15cm  
L: 78-3/4" | 200cm



**C339 | FC339 (Flexible)**

Purotouch<sup>®</sup>

H: 5-1/2" | 14,1cm  
P: 2-1/2" | 6,4cm  
F: 6" | 15,2cm  
L: 78-3/4" | 200cm



**C303**

Purotouch<sup>®</sup>

H: 5-5/8" | 14,4cm  
P: 2-1/2" | 6,5cm  
F: 6" | 15,3cm  
L: 78-3/4" | 200cm



**C395**

Purotouch<sup>®</sup>

H: 6-1/8" | 15,5cm  
P: 1-1/4" | 3,1cm  
F: 6-1/8" | 15,6cm  
L: 78-3/4" | 200cm



Designed By  
Orio Tonini



**C395**

Purotouch<sup>®</sup>

H: 1-1/4" | 3,1cm  
P: 6-1/8" | 15,5cm  
F: 6-1/8" | 15,6cm  
L: 78-3/4" | 200cm



Designed By  
Orio Tonini



**C211 | FC211 (Flexible)**

Purotouch<sup>®</sup>

H: 4-5/8" | 11,6cm  
P: 4-3/8" | 11,2cm  
F: 6-1/4" | 15,8cm  
L: 78-3/4" | 200cm



Purotouch<sup>®</sup> a proprietary polymer blend formulated to create deep reliefs and crisp details.

Collections

Duopolymer<sup>®</sup> high impact resin blend. Ideally suited for baseboards and chair rails.

1.800.835.4400 | For Wholesale Pricing: [www.oracdecorusa.com](http://www.oracdecorusa.com)

English measurements converted from metric. Metric is the most accurate. All profiles copyrighted by International Law.



# Cornice Mouldings



**C305**

Purotouch<sup>®</sup>

H: 1-7/8" | 4,7cm  
P: 6-1/8" | 15,5cm  
F: 6-1/4" | 15,9cm  
L: 78-3/4" | 200cm



**C333 | FC333 (Flexible)**

Purotouch<sup>®</sup>

H: 4-3/4" | 12,2cm  
P: 4-3/8" | 11,1cm  
F: 6-3/8" | 16,2cm  
L: 78-3/4" | 200cm



**CX106 | CX106F (Flexible)**

Duopolymer<sup>®</sup>

H: 4-5/8" | 11,8cm  
P: 4-5/8" | 11,7cm  
F: 6-3/8" | 16,3cm  
L: 78-3/4" | 200cm



**CX107**

Duopolymer<sup>®</sup>

H: 4-5/8" | 11,8cm  
P: 4-5/8" | 11,7cm  
F: 6-3/8" | 16,3cm  
L: 96" | 244cm

Designed By  
Jacques Vergracht



**C353**

Purotouch<sup>®</sup>

H: 1-1/8" | 3cm  
P: 6-1/2" | 16,5cm  
F: 6-1/2" | 16,5cm  
L: 78-3/4" | 200cm



**C216 | FC216 (Flexible)**

Purotouch<sup>®</sup>

H: 4-5/8" | 11,6cm  
P: 5-1/4" | 13,3cm  
F: 6-3/4" | 17,3cm  
L: 78-3/4" | 200cm



**C991**

Purotouch<sup>®</sup>

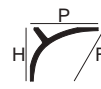
H: 5-1/2" | 14cm  
P: 4-3/8" | 11cm  
F: 7" | 17,8cm  
L: 78-3/4" | 200cm



**C991**

Purotouch<sup>®</sup>

H: 4-3/8" | 11cm  
P: 5-1/2" | 14cm  
F: 7" | 17,8cm  
L: 78-3/4" | 200cm



Purotouch<sup>®</sup> a proprietary polymer blend formulated to create deep reliefs and crisp details.

Collections

Duopolymer<sup>®</sup> high impact resin blend. Ideally suited for baseboards and chair rails.

1.800.835.4400 | For Wholesale Pricing: [www.oracdecorusa.com](http://www.oracdecorusa.com)

English measurements converted from metric. Metric is the most accurate. All profiles copyrighted by International Law.





# Cornice Mouldings



**C217 | FC217 (Flexible)**

Purotouch<sup>®</sup>

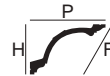
H: 6-1/8" | 15,6cm  
P: 4" | 10,3cm  
F: 7-1/4" | 18,3cm  
L: 78-3/4" | 200cm



**C217 | FC217 (Flexible)**

Purotouch<sup>®</sup>

H: 4" | 10,3cm  
P: 6-1/8" | 15,6cm  
F: 7-1/4" | 18,3cm  
L: 78-3/4" | 200cm



**C396**

Purotouch<sup>®</sup>

H: 7-1/4" | 18,5cm  
P: 2-3/8" | 6,1cm  
F: 7-1/2" | 19,1cm  
L: 78-3/4" | 200cm



Designed By  
Orio Tonini



**C396**

Purotouch<sup>®</sup>

H: 2-3/8" | 6,1cm  
P: 7-1/4" | 18,5cm  
F: 7-1/2" | 19,1cm  
L: 78-3/4" | 200cm



Designed By  
Orio Tonini



**C218**

Purotouch<sup>®</sup>

H: 5-7/8" | 15cm  
P: 4-3/4" | 12cm  
F: 7-1/2" | 19,1cm  
L: 78-3/4" | 200cm



**C901 | FC901 (Flexible)**

Purotouch<sup>®</sup>

H: 5-7/8" | 14,8cm  
P: 4-7/8" | 12,4cm  
F: 7-1/2" | 19,2cm  
L: 78-3/4" | 200cm



**C305 + C213**

Purotouch<sup>®</sup>

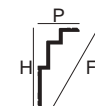
H: 5" | 12,7cm  
P: 6-1/8" | 15,5cm  
F: 7-5/8" | 19,3cm  
L: 78-3/4" | 200cm



**C392**

Purotouch<sup>®</sup>

H: 7-1/2" | 19cm  
P: 3-7/8" | 10cm  
F: 7-3/4" | 19,7cm  
L: 78-3/4" | 200cm



Designed By  
Orio Tonini

Purotouch<sup>®</sup> a proprietary polymer blend formulated to create deep reliefs and crisp details.

Collections

Duopolymer<sup>®</sup> high impact resin blend. Ideally suited for baseboards and chair rails.




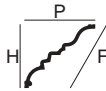
# Cornice Mouldings



**C327**

Purotouch<sup>®</sup>

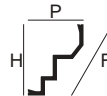
H: 5-5/8" | 14,3cm  
P: 6-1/4" | 15,9cm  
F: 8-3/8" | 21,4cm  
L: 78-3/4" | 200cm



**C300**

Purotouch<sup>®</sup>

H: 6-1/2" | 16,5cm  
P: 5-1/8" | 13cm  
F: 8-3/8" | 21,2cm  
L: 78-3/4" | 200cm



**C354**

Purotouch<sup>®</sup>

H: 1-5/8" | 4cm  
P: 8-1/2" | 21,5cm  
F: 8-1/2" | 21,5cm  
L: 78-3/4" | 200cm



*Designed By  
Jacques Vergracht*



**C305 + C211**

Purotouch<sup>®</sup>

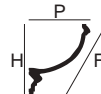
H: 6-3/8" | 16,3cm  
P: 6-1/8" | 15,5cm  
F: 8-1/2" | 21,5cm  
L: 78-3/4" | 200cm



**C900**

Purotouch<sup>®</sup>

H: 6-3/4" | 17,1cm  
P: 5-3/4" | 14,6cm  
F: 8-5/8" | 21,8cm  
L: 78-3/4" | 200cm



**C219**

Purotouch<sup>®</sup>

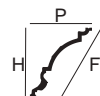
H: 6-7/8" | 17,6cm  
P: 5-1/8" | 13cm  
F: 8-5/8" | 21,8cm  
L: 78-3/4" | 200cm



**C301**

Purotouch<sup>®</sup>

H: 6-3/4" | 17cm  
P: 5-5/8" | 14,4cm  
F: 8-5/8" | 22cm  
L: 78-3/4" | 200cm



**C991 + P9900**

Purotouch<sup>®</sup>

H: 5-7/8" | 15cm  
P: 6-3/4" | 17cm  
F: 8-7/8" | 22,6cm  
L: 78-3/4" | 200cm



*Designed By  
Ulf Moritz*

Purotouch<sup>®</sup> a proprietary polymer blend formulated to create deep reliefs and crisp details.

Collections

Duopolymer<sup>®</sup> high impact resin blend. Ideally suited for baseboards and chair rails.

1.800.835.4400 | For Wholesale Pricing: [www.oracdecorusa.com](http://www.oracdecorusa.com)

English measurements converted from metric. Metric is the most accurate. All profiles copyrighted by International Law.



# Cornice Mouldings

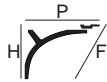


**C991 + P9900**

Purotouch<sup>®</sup>

H: 4-3/4" | 12cm  
P: 7-7/8" | 20cm  
F: 9-1/8" | 23,3cm  
L: 78-3/4" | 200cm

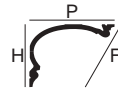
Designed By  
Ulf Moritz



**C342**

Purotouch<sup>®</sup>

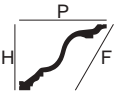
H: 5-1/2" | 14cm  
P: 7-1/2" | 19cm  
F: 9-1/4" | 23,6cm  
L: 78-3/4" | 200cm



**C334 | FC334 (Flexible)**

Purotouch<sup>®</sup>

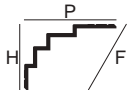
H: 5-7/8" | 15cm  
P: 7-3/4" | 19,6cm  
F: 9-1/2" | 24,1cm  
L: 78-3/4" | 200cm



**C393**

Purotouch<sup>®</sup>

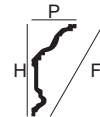
H: 5-7/8" | 15cm  
P: 8-1/4" | 21cm  
F: 9-3/4" | 24,7cm  
L: 78-3/4" | 200cm



**C332**

Purotouch<sup>®</sup>

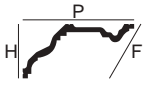
H: 9" | 23cm  
P: 4-1/2" | 11,4cm  
F: 9-7/8" | 25cm  
L: 78-3/4" | 200cm



**C332**

Purotouch<sup>®</sup>

H: 4-1/2" | 11,4cm  
P: 9" | 23cm  
F: 9-7/8" | 25cm  
L: 78-3/4" | 200cm



**C308 | FC308 (Flexible)**

Purotouch<sup>®</sup>

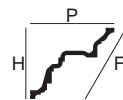
H: 9-3/4" | 24,8cm  
P: 2-1/2" | 6,3cm  
F: 9-7/8" | 25cm  
L: 78-3/4" | 200cm



**C422**

Purotouch<sup>®</sup>

H: 6-1/2" | 16,4cm  
P: 7-5/8" | 19,4cm  
F: 10" | 25,4cm  
L: 78-3/4" | 200cm



Purotouch<sup>®</sup> a proprietary polymer blend formulated to create deep reliefs and crisp details.

Collections

Duopolymer<sup>®</sup> high impact resin blend. Ideally suited for baseboards and chair rails.

1.800.835.4400 | For Wholesale Pricing: [www.oracdecorusa.com](http://www.oracdecorusa.com)

English measurements converted from metric. Metric is the most accurate. All profiles copyrighted by International Law.





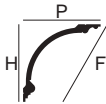
# Cornice Mouldings



**C338**

Purotouch<sup>®</sup>

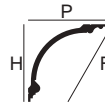
H: 7-1/4" | 18,4cm  
P: 7-1/4" | 18,4cm  
F: 10" | 25,5cm  
L: 78-3/4" | 200cm



**C338A**

Purotouch<sup>®</sup>

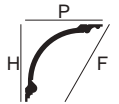
H: 7-1/4" | 18,4cm  
P: 7-1/4" | 18,4cm  
F: 10" | 25,5cm  
L: 78-3/4" | 200cm



**C338B**

Purotouch<sup>®</sup>

H: 7-1/4" | 18,4cm  
P: 7-1/4" | 18,4cm  
F: 10" | 25,5cm  
L: 78-3/4" | 200cm



**C307**

Purotouch<sup>®</sup>

H: 7-5/8" | 19,5cm  
P: 7-5/8" | 19,5cm  
F: 10-3/8" | 26,5cm  
L: 78-3/4" | 200cm



**C307 + C-307A**

Purotouch<sup>®</sup>

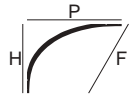
H: 7-5/8" | 19,5cm  
P: 7-5/8" | 19,5cm  
F: 10-3/8" | 26,5cm  
L: 78-3/4" | 200cm



**C990**

Purotouch<sup>®</sup>

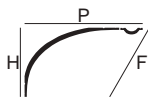
H: 6-1/4" | 15,9cm  
P: 8-1/2" | 21,6cm  
F: 10-1/2" | 26,8cm  
L: 78-3/4" | 200cm  
*Designed By  
Xavier Donck*



**C990 + P9001**

Purotouch<sup>®</sup>

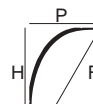
H: 6-1/4" | 15,9cm  
P: 12-5/8" | 32cm  
F: 10-1/2" | 26,8cm  
L: 78-3/4" | 200cm  
*Designed By  
Xavier Donck*



**C990**

Purotouch<sup>®</sup>

H: 8-1/2" | 21,6cm  
P: 6-1/4" | 15,9cm  
F: 10-1/2" | 26,8cm  
L: 78-3/4" | 200cm  
*Designed By  
Xavier Donck*



Purotouch<sup>®</sup> a proprietary polymer blend formulated to create deep reliefs and crisp details.

Collections

Duopolymer<sup>®</sup> high impact resin blend. Ideally suited for baseboards and chair rails.

1.800.835.4400 | For Wholesale Pricing: [www.oracdecorusa.com](http://www.oracdecorusa.com)

English measurements converted from metric. Metric is the most accurate. All profiles copyrighted by International Law.



# Cornice Mouldings

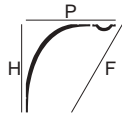


**C990 + P9901**

Purotouch®

H: 8-1/2" | 21,6cm  
P: 10-7/8" | 27,5cm  
F: 10-1/2" | 26,8cm  
L: 78-3/4" | 200cm

Designed By  
Xavier Donck

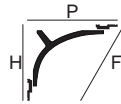


**C991 + 2x P9900**

Purotouch®

H: 7-1/8" | 18cm  
P: 8-1/4" | 21cm  
F: 10-7/8" | 27,6cm  
L: 78-3/4" | 200cm

Designed By  
Ulf Moritz

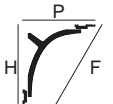


**C991 + 2x P9900**

Purotouch®

H: 8-1/4" | 21cm  
P: 7-1/8" | 18cm  
F: 10-7/8" | 27,6cm  
L: 78-3/4" | 200cm

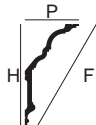
Designed By  
Ulf Moritz



**C340**

Purotouch®

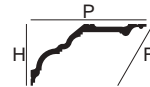
H: 10-1/8" | 25,6cm  
P: 5-3/8" | 13,5cm  
F: 11-1/4" | 28,6cm  
L: 78-3/4" | 200cm



**C340**

Purotouch®

H: 5-3/8" | 13,5cm  
P: 10-1/8" | 25,6cm  
F: 11-1/4" | 28,6cm  
L: 78-3/4" | 200cm

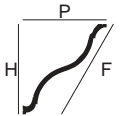


**C335**

Purotouch®

H: 8-3/4" | 22,2cm  
P: 8" | 20,2cm  
F: 11-1/2" | 29,3cm  
L: 78-3/4" | 200cm

Designed By  
Xavier Donck

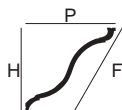


**C335**

Purotouch®

H: 8" | 20,2cm  
P: 8-3/4" | 22,2cm  
F: 11-1/2" | 29,3cm  
L: 78-3/4" | 200cm

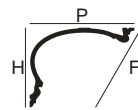
Designed By  
Xavier Donck



**C343**

Purotouch®

H: 7-1/2" | 19cm  
P: 9-7/8" | 25cm  
F: 12-3/8" | 31,4cm  
L: 78-3/4" | 200cm



Purotouch® a proprietary polymer blend formulated to create deep reliefs and crisp details.

Collections

Duopolymer® high impact resin blend. Ideally suited for baseboards and chair rails.



# Cornice Mouldings

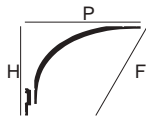


**C990 + P9900**

Purotouch<sup>®</sup>

H: 8-5/8" | 21,9cm  
P: 8-7/8" | 22,6cm  
F: 12-3/8" | 31,5cm  
L: 78-3/4" | 200cm

Designed By  
Xavier Donck

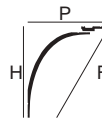


**C990 + P9900**

Purotouch<sup>®</sup>

H: 8-7/8" | 22,6cm  
P: 8-5/8" | 21,9cm  
F: 12-3/8" | 31,5cm  
L: 78-3/4" | 200cm

Designed By  
Xavier Donck

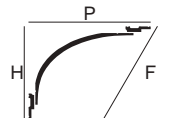


**C990 + 2x P9900**

Purotouch<sup>®</sup>

H: 9" | 22,9cm  
P: 11-1/4" | 28,6cm  
F: 14-1/2" | 36,6cm  
L: 78-3/4" | 200cm

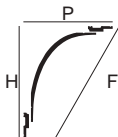
Designed By  
Xavier Donck



**C990 + 2x P9900**

Purotouch<sup>®</sup>

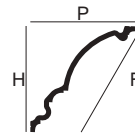
H: 11-1/4" | 28,6cm  
P: 9" | 22,9cm  
F: 14-1/2" | 36,6cm  
L: 78-3/4" | 200cm



**C336**

Purotouch<sup>®</sup>

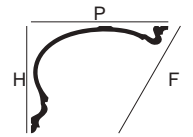
H: 10-5/8" | 27,1cm  
P: 10-1/2" | 26,6cm  
F: 14-3/4" | 37,5cm  
L: 78-3/4" | 200cm



**C344**

Purotouch<sup>®</sup>

H: 10-3/4" | 27,3cm  
P: 13-3/4" | 35cm  
F: 17-1/2" | 44,4cm  
L: 78-3/4" | 200cm



**CX160**

Duopolymer<sup>®</sup>

H: 1/2" | 1,3cm  
P: 1-1/2" | 3,9cm  
L: 78-3/4" | 200cm



**CX161**

Duopolymer<sup>®</sup>

H: 1/2" | 1,3cm  
P: 2-3/4" | 6,9cm  
L: 78-3/4" | 200cm



Purotouch<sup>®</sup> a proprietary polymer blend formulated to create deep reliefs and crisp details.

Collections

Duopolymer<sup>®</sup> high impact resin blend. Ideally suited for baseboards and chair rails.

1.800.835.4400 | For Wholesale Pricing: [www.oracdecorusa.com](http://www.oracdecorusa.com)

English measurements converted from metric. Metric is the most accurate. All profiles copyrighted by International Law.





# Cornice Mouldings



**CB500**

Durofoam<sup>®</sup>

H: 1" | 2,5cm  
P: 3/4" | 1,8cm  
F: 1-1/8" | 3cm  
L: 78-3/4" | 200cm



**CB530**

Durofoam<sup>®</sup>

H: 1-1/8" | 2,7cm  
P: 5/8" | 1,5cm  
F: 1-1/4" | 3,2cm  
L: 78-3/4" | 200cm



**CB520**

Durofoam<sup>®</sup>

H: 1-3/8" | 3,5cm  
P: 1-3/8" | 3,5cm  
F: 2" | 5cm  
L: 78-3/4" | 200cm



**CB531**

Durofoam<sup>®</sup>

H: 1-5/8" | 4,2cm  
P: 1" | 2,6cm  
F: 2" | 5,2cm  
L: 78-3/4" | 200cm



**CB501**

Durofoam<sup>®</sup>

H: 1-5/8" | 4,1cm  
P: 1-3/8" | 3,5cm  
F: 2-1/8" | 5,3cm  
L: 78-3/4" | 200cm



**CB510**

Durofoam<sup>®</sup>

H: 1-5/8" | 4cm  
P: 1-5/8" | 4cm  
F: 2-1/4" | 5,6cm  
L: 78-3/4" | 200cm



**CB521**

Durofoam<sup>®</sup>

H: 2" | 5cm  
P: 2" | 5cm  
F: 2-3/4" | 7,1cm  
L: 78-3/4" | 200cm



**CB523**

Durofoam<sup>®</sup>

H: 2-3/8" | 5,9cm  
P: 1-3/4" | 4,4cm  
F: 2-7/8" | 7,2cm  
L: 78-3/4" | 200cm



## Collections

Durofoam<sup>®</sup> an extruded lightweight polymer based on a medium-density polystyrene blend.

1.800.835.4400 | For Wholesale Pricing: [www.oracdecorusa.com](http://www.oracdecorusa.com)

English measurements converted from metric. Metric is the most accurate. All profiles copyrighted by International Law.



# Cornice Mouldings



**CB502**

Durofoam<sup>®</sup>

H: 2-3/8" | 5,9cm  
P: 1-7/8" | 4,9cm  
F: 3-1/8" | 7,8cm  
L: 78-3/4" | 200cm



**CB525**

Durofoam<sup>®</sup>

H: 2-1/2" | 6,5cm  
P: 2-3/8" | 6cm  
F: 3-1/2" | 8,9cm  
L: 78-3/4" | 200cm



**CB522**

Durofoam<sup>®</sup>

H: 2-5/8" | 6,7cm  
P: 2-5/8" | 6,7cm  
F: 3-7/8" | 9,7cm  
L: 78-3/4" | 200cm



**CB511**

Durofoam<sup>®</sup>

H: 2-5/8" | 6,7cm  
P: 2-5/8" | 6,7cm  
F: 3-7/8" | 9,8cm  
L: 78-3/4" | 200cm



**CB503**

Durofoam<sup>®</sup>

H: 3-1/4" | 8,2cm  
P: 3-5/8" | 9,2cm  
F: 4-7/8" | 12,3cm  
L: 78-3/4" | 200cm



**CB524**

Durofoam<sup>®</sup>

H: 3-1/2" | 9cm  
P: 3-1/2" | 9cm  
F: 5" | 12,7cm  
L: 78-3/4" | 200cm



**CB512**

Durofoam<sup>®</sup>

H: 3-7/8" | 10cm  
P: 3-7/8" | 10cm  
F: 5-3/8" | 13,8cm  
L: 78-3/4" | 200cm



**PB513**

Durofoam<sup>®</sup>

H: 5/8" | 1,5cm  
P: 1-3/8" | 3,4cm  
L: 78-3/4" | 200cm



## Collections

Durofoam<sup>®</sup> an extruded lightweight polymer based on a medium-density polystyrene blend.

1.800.835.4400 | For Wholesale Pricing: [www.oracdecorusa.com](http://www.oracdecorusa.com)

English measurements converted from metric. Metric is the most accurate. All profiles copyrighted by International Law.

# Curtain Mouldings

Make your curtain hardware disappear

The innovative, new curtain mouldings featured in the MODERN Collection are the perfect addition to your space. These state-of-the-art mouldings were designed to be attached to the ceiling and allows adjustable space for curtain rods and drapes to be hidden behind. It is also possible to use these new curtain mouldings to hide lighting and other hardware. When installed these mouldings also offer an uninterrupted perimeter around the room and are a beautiful transition from wall to ceiling. These mouldings can also be used with other products from the ORAC Décor<sup>®</sup> line for a seamless, modern design.





# Curtain Mouldings



**C394**

Purotouch<sup>®</sup>

H: 1-1/4" | 3,1cm  
P: 3-3/4" | 9,5cm  
F: 3-3/4" | 9,6cm  
L: 78-3/4" | 200cm

Designed By  
Orio Tonini



**C390**

Purotouch<sup>®</sup>

H: 2-3/8" | 6cm  
P: 3-7/8" | 10cm  
F: 4-1/8" | 10,5cm  
L: 78-3/4" | 200cm

Designed By  
Orio Tonini



**C395**

Purotouch<sup>®</sup>

H: 1-1/4" | 3,1cm  
P: 6-1/8" | 15,5cm  
F: 6-1/8" | 15,6cm  
L: 78-3/4" | 200cm



**C391**

Purotouch<sup>®</sup>

H: 2-3/8" | 6cm  
P: 6-1/4" | 16cm  
F: 5-7/8" | 14,8cm  
L: 78-3/4" | 200cm

Designed By  
Orio Tonini



**C991**

Purotouch<sup>®</sup>

H: 4-3/8" | 11cm  
P: 5-1/2" | 14cm  
F: 7" | 17,8cm  
L: 78-3/4" | 200cm

Designed By  
Ulf Moritz



**C396**

Purotouch<sup>®</sup>

H: 2-3/8" | 6,1cm  
P: 7-1/4" | 18,5cm  
F: 7-1/2" | 19,1cm  
L: 78-3/4" | 200cm

Designed By  
Orio Tonini

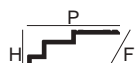


**C392**

Purotouch<sup>®</sup>

H: 3-7/8" | 10cm  
P: 7-1/2" | 19cm  
F: 7-3/4" | 19,7cm  
L: 78-3/4" | 200cm

Designed By  
Orio Tonini



Purotouch<sup>®</sup> a proprietary polymer blend formulated to create deep reliefs and crisp details.

Collections

Duopolymer<sup>®</sup> high impact resin blend. Ideally suited for baseboards and chair rails.

1.800.835.4400 | For Wholesale Pricing: [www.oracdecorusa.com](http://www.oracdecorusa.com)

English measurements converted from metric. Metric is the most accurate. All profiles copyrighted by International Law.



# Curtain Mouldings



**C341 | FC341 (Flexible)**

Purotouch<sup>®</sup>

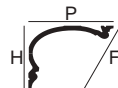
H: 3-1/2" | 8,8cm  
P: 4-3/4" | 12,2cm  
F: 5-7/8" | 15cm  
L: 78-3/4" | 200cm



**C342**

Purotouch<sup>®</sup>

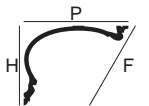
H: 5-1/2" | 14cm  
P: 7-1/2" | 19cm  
F: 9-1/4" | 23,6cm  
L: 78-3/4" | 200cm



**C343**

Purotouch<sup>®</sup>

H: 7-1/2" | 19cm  
P: 9-7/8" | 25cm  
F: 12-3/8" | 31,4cm  
L: 78-3/4" | 200cm



Purotouch<sup>®</sup> a proprietary polymer blend formulated to create deep reliefs and crisp details.

Collections

Duopolymer<sup>®</sup> high impact resin blend. Ideally suited for baseboards and chair rails.

1.800.835.4400 | For Wholesale Pricing: [www.oracdecorusa.com](http://www.oracdecorusa.com)

English measurements converted from metric. Metric is the most accurate. All profiles copyrighted by International Law.



# ORAC® Flexible Cornice Mouldings

**ORAC®**  
D E C O R  
BY OUTWATER



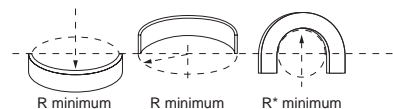
## PUROTOUCH®

Part #	R min	
FC200	5' 3"	160cm
FC201	6' 7"	200cm
FC211	8' 3"	250cm
FC213	9' 3"	280cm
FC215	5' 3"	160cm
FC216	11' 2"	340cm
FC217	12' 6"	380cm
FC220	13' 2"	400cm
FC230	5'	150cm
FC240	8' 11"	270cm
FC250	2' 4"	70cm
FC304	8' 3"	250cm
FC308	4'	120cm
FC321	4' 8"	140cm
FC325	9' 11"	300cm
FC326	16' 5"	500cm
FC331	13' 10"	420cm
FC333	9' 11"	300cm
FC334	12' 6"	380cm
FC339	12' 6"	380cm
FC341	13' 2"	400cm
FC373	3' 4"	100cm
FC374	4' 4"	130cm
FC402	9' 11"	300cm
FC901	19' 9"	600cm
FC902	19' 9"	600cm

## DUROPOLYMER®

Part #	R min	R* min
CX100F	6' 7"	200cm
CX106F	11' 10"	360cm
CX109F	5' 3"	160cm
CX110F	5' 11"	180cm
CX123F	9' 3"	280cm
CX124F	5' 3"	160cm
CX127F	7' 11"	240cm
CX132F	2' 4"	70cm
CX148F	5' 11"	180cm
CX188F	3' 8"	110cm
CX189F	3'	90cm
CX190F	1'	30cm
DX174F	2'	60cm
		9' 11"   300cm

*For Flexible Panels: Go To Page 59 &  
For Flexible Baseboards: Go To Page 68*



**Purotouch®** a proprietary polymer blend formulated to create deep reliefs and crisp details.

### Collections

**Duopolymer®** high impact resin blend. Ideally suited for baseboards and chair rails.

1.800.835.4400 | For Wholesale Pricing: [www.oracdecorusa.com](http://www.oracdecorusa.com)

English measurements converted from metric. Metric is the most accurate. All profiles copyrighted by International Law.




# Panel Mouldings

Make flat walls come to life using “wallscaping” with our extensive range of panel mouldings. Create attractive paneling or frames on walls and ceilings in a jiffy. All designs are easy to install and many are available in a flexible format for use on curved walls and ceilings.




# Panel Mouldings



**P9050 | FP9050 (Flexible)**

**Purotouch**<sup>®</sup>  
H: 1" | 2,5cm  
P: 1/2" | 1,3cm  
L: 78-3/4" | 200cm




**PX103 | PX103F (Flexible)**

**Duopolymer**<sup>®</sup>  
H: 1" | 2,5cm  
P: 1/2" | 1,2cm  
L: 78-3/4" | 200cm



**PX116**

**Duopolymer**<sup>®</sup>  
H: 1-1/4" | 3,1cm  
P: 3/8" | 1cm  
L: 78-3/4" | 200cm




**P5021 | FP5021 (Flexible)**

**Purotouch**<sup>®</sup>  
H: 1-1/4" | 3,1cm  
P: 3/8" | 0,9cm  
L: 78-3/4" | 200cm



**PX117**

**Duopolymer**<sup>®</sup>  
H: 1-3/8" | 3,5cm  
P: 5/8" | 1,5cm  
L: 78-3/4" | 200cm



**PX120**

**Duopolymer**<sup>®</sup>  
H: 1-5/8" | 4cm  
P: 3/4" | 1,9cm  
L: 78-3/4" | 200cm




**P8030 | FP8030 (Flexible)**

**Purotouch**<sup>®</sup>  
H: 1-5/8" | 4,1cm  
P: 5/8" | 1,7cm  
L: 78-3/4" | 200cm



**PX144 | PX144F (Flexible)**

**Duopolymer**<sup>®</sup>  
H: 1-7/8" | 4,7cm  
P: 3/8" | 0,8cm  
L: 78-3/4" | 200cm



**P1020 | FP1020 (Flexible)**

**Purotouch**<sup>®</sup>  
H: 1-7/8" | 4,9cm  
P: 1" | 2,4cm  
L: 78-3/4" | 200cm



**Purotouch**<sup>®</sup> a proprietary polymer blend formulated to create deep reliefs and crisp details.

## Collections

**Duopolymer**<sup>®</sup> high impact resin blend. Ideally suited for baseboards and chair rails.

1.800.835.4400 | For Wholesale Pricing: [www.oracdecorusa.com](http://www.oracdecorusa.com)

English measurements converted from metric. Metric is the most accurate. All profiles copyrighted by International Law.



# Panel Mouldings




**P9040 | FP9040 (Flexible)**

Purotouch<sup>®</sup>

H: 2" | 5cm

P: 1" | 2,5cm

L: 78-3/4" | 200cm




**P4020 | FP4020 (Flexible)**

Purotouch<sup>®</sup>

H: 2" | 5cm

P: 1-1/8" | 2,9cm

L: 78-3/4" | 200cm



**P8060**

Purotouch<sup>®</sup>

H: 2" | 5cm

P: 1-3/8" | 3,5cm

L: 78-3/4" | 200cm



**PX175 | PX175F (Flexible)**

Duopolymer<sup>®</sup>

H: 2" | 5cm

P: 5/8" | 1,73cm

L: 78-3/4" | 200cm



**PX113**

Duopolymer<sup>®</sup>

H: 2-3/8" | 6cm

P: 1" | 2,7cm

L: 96" | 244cm




**P8020 | FP8020 (Flexible)**

Purotouch<sup>®</sup>

H: 2-3/8" | 6cm

P: 1" | 2,6cm

L: 78-3/4" | 200cm



**P3020 | FP3020 (Flexible)**

Purotouch<sup>®</sup>

H: 2-3/8" | 6,1cm

P: 1-1/4" | 3,2cm

L: 78-3/4" | 200cm



**P6020**

Purotouch<sup>®</sup>

H: 2-1/2" | 6,4cm

P: 1-1/8" | 2,8cm

L: 78-3/4" | 200cm



**P9901 | FP9901 (Flexible)**

Purotouch<sup>®</sup>

H: 2-3/4" | 7cm

P: 1/2" | 1,4cm

L: 78-3/4" | 200cm



Purotouch<sup>®</sup> a proprietary polymer blend formulated to create deep reliefs and crisp details.

Collections

Duopolymer<sup>®</sup> high impact resin blend. Ideally suited for baseboards and chair rails.

1.800.835.4400 | For Wholesale Pricing: [www.oracdecorusa.com](http://www.oracdecorusa.com)

English measurements converted from metric. Metric is the most accurate. All profiles copyrighted by International Law.





# Panel Mouldings




**P7070 | FP7070 (Flexible)**

Purotouch<sup>®</sup>  
H: 2-7/8" | 7,4cm  
P: 7/8" | 2,2cm  
L: 78-3/4" | 200cm



**PX102**

Duopolymer<sup>®</sup>  
H: 3-1/8" | 7,9cm  
P: 5/8" | 1,6cm  
L: 78-3/4" | 200cm



**P7040**

Purotouch<sup>®</sup>  
H: 3-1/8" | 7,9cm  
P: 1" | 2,6cm  
L: 78-3/4" | 200cm



**P9900 | FP9900 (Flexible)**

Purotouch<sup>®</sup>  
H: 3-1/8" | 8cm  
P: 3/8" | 1cm  
L: 78-3/4" | 200cm




**P4025 | FP4025 (Flexible)**

Purotouch<sup>®</sup>  
H: 3-1/4" | 8,3cm  
P: 1-3/8" | 3,4cm  
L: 78-3/4" | 200cm



**P5051**

Purotouch<sup>®</sup>  
H: 3-1/4" | 8,4cm  
P: 5/8" | 1,5cm  
L: 78-3/4" | 200cm  
*Designed By  
Jacques Vergracht*



**P7030**

Purotouch<sup>®</sup>  
H: 3-3/8" | 8,5cm  
P: 5/8" | 1,7cm  
L: 78-3/4" | 200cm



**P5020**

Purotouch<sup>®</sup>  
H: 3-5/8" | 9,1cm  
P: 1/2" | 1,3cm  
L: 78-3/4" | 200cm



**P9010 | FP9010 (Flexible)**

Purotouch<sup>®</sup>  
H: 3-5/8" | 9,1cm  
P: 1-1/8" | 3cm  
L: 78-3/4" | 200cm



Purotouch<sup>®</sup> a proprietary polymer blend formulated to create deep reliefs and crisp details.

## Collections


Duopolymer<sup>®</sup> high impact resin blend. Ideally suited for baseboards and chair rails.

1.800.835.4400 | For Wholesale Pricing: [www.oracdecorusa.com](http://www.oracdecorusa.com)

English measurements converted from metric. Metric is the most accurate. All profiles copyrighted by International Law.



# Panel Mouldings




**P9020**

Purotouch<sup>®</sup>

H: 3-3/4" | 9,6cm

P: 7/8" | 2,1cm

L: 78-3/4" | 200cm



**P8040 | FP8040 (Flexible)**

Purotouch<sup>®</sup>

H: 4" | 10,1cm

P: 7/8" | 2,2cm

L: 78-3/4" | 200cm



**P7010**

Purotouch<sup>®</sup>

H: 4-1/8" | 10,5cm

P: 3/4" | 2cm

L: 78-3/4" | 200cm



**P7020 | FP7020 (Flexible)**

Purotouch<sup>®</sup>

H: 4-3/8" | 11,1cm

P: 3/4" | 1,9cm

L: 78-3/4" | 200cm



**P8050 | FP8050 (Flexible)**

Purotouch<sup>®</sup>

H: 4-3/4" | 12cm

P: 1-1/8" | 3cm

L: 78-3/4" | 200cm



**P3070**

Purotouch<sup>®</sup>

H: 4-7/8" | 12,5cm

P: 1-1/4" | 3,2cm

L: 78-3/4" | 200cm

Designed By  
Ulf Moritz



**P5050**

Purotouch<sup>®</sup>

H: 7-7/8" | 20cm

P: 5/8" | 1,5cm

L: 78-3/4" | 200cm

Designed By  
Jacques Vergracht



**P3071**

Purotouch<sup>®</sup>

H: 14-5/8" | 37,2cm

P: 3" | 7,6cm

L: 78-3/4" | 200cm

Designed By  
Ulf Moritz



Purotouch<sup>®</sup> a proprietary polymer blend formulated to create deep reliefs and crisp details.

Collections

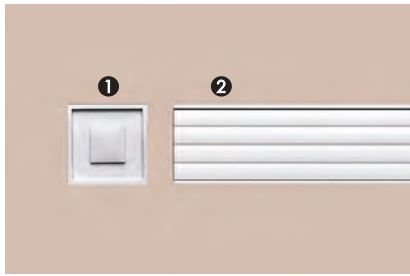
Duopolymer<sup>®</sup> high impact resin blend. Ideally suited for baseboards and chair rails.

1.800.835.4400 | For Wholesale Pricing: [www.oracdecorusa.com](http://www.oracdecorusa.com)

English measurements converted from metric. Metric is the most accurate. All profiles copyrighted by International Law.



# Panel Mouldings



❶ P-5020B + P5020 ❷

Purotouch<sup>®</sup>

**P-5020B**

H: 3-1/2" | 9cm

P: 1/2" | 1,3cm

L: 3-1/2" | 9cm

**P5020**

H: 3-5/8" | 9,1cm

P: 1/2" | 1,3cm

L: 6'6" | 200cm



❶ P-801C + P8020 ❷

Purotouch<sup>®</sup>

**P-801C**

H: 4-3/8" | 11cm

P: 1" | 2,6cm

L: 7-3/4" | 19,8cm

**P8020**

H: 2-3/8" | 6cm

P: 1" | 2,6cm

L: 6'6" | 200cm



❶ P-4020A + P4020 ❷

Purotouch<sup>®</sup>

**P-4020A**

H: 3-5/8" | 9,1cm

P: 1-1/8" | 2,9cm

L: 6-1/2" | 16,4cm

**P4020**

H: 2" | 5cm

P: 1-1/8" | 2,9cm

L: 6'6" | 200cm



❶ P-20 + ❷ P-101A + ❸ P1020

Duropolym<sup>®</sup>

**P-20**

H: 2-3/8" | 6,1cm

P: 3/8" | 0,8cm

L: 2-3/8" | 6,1cm

Purotouch<sup>®</sup>

**P-101A**

H: 9-5/8" | 24,5cm

P: 1" | 2,4cm

L: 9-5/8" | 24,5cm



❶ P3020A + P3020 ❷

Purotouch<sup>®</sup>

**P3020A**

H: 16-3/4" | 42,5cm

P: 1-5/8" | 4cm

L: 16-3/4" | 42,5cm

**P3020**

H: 2-3/8" | 6,1cm

P: 1-1/4" | 3,2cm

L: 6'6" | 200cm



❶ PX120A + PX120 ❷

Duropolym<sup>®</sup>

**PX120A**

H: 3-1/2" | 8,8cm

P: 3/4" | 0,9cm

L: 7-1/2" | 19cm

**PX120**

H: 1-5/8" | 4cm

P: 3/4" | 1,9cm

L: 6'6" | 200cm



❶ PX103A + PX103 ❷

Duropolym<sup>®</sup>

**PX103A**

H: 2-5/8" | 6,8cm

P: 1/2" | 1,2cm

L: 7-1/2" | 19cm

**PX103**

H: 1" | 2,5cm

P: 1/2" | 1,2cm

L: 6'6" | 200cm



❶ P-8030C + P8030 ❷

Duropolym<sup>®</sup>

**P-8030C**

H: 2-5/8" | 6,8cm

P: 1/2" | 1,2cm

L: 7-1/2" | 19cm

Purotouch<sup>®</sup>

**P8030**

H: 9-5/8" | 24,5cm

P: 1" | 2,4cm

L: 9-5/8" | 24,5cm



**P8030D**

Duropolym<sup>®</sup>

H: 5-3/8" | 13,2cm

P: 5/8" | 1,7cm

L: 5-3/8" | 13,2cm

Purotouch<sup>®</sup> a proprietary polymer blend formulated to create deep reliefs and crisp details.

Collections

Duropolym<sup>®</sup> high impact resin blend. Ideally suited for baseboards and chair rails.

1.800.835.4400 | For Wholesale Pricing: [www.oracdecorusa.com](http://www.oracdecorusa.com)

English measurements converted from metric. Metric is the most accurate. All profiles copyrighted by International Law.





# ORAC<sup>®</sup> Flexible Panel Mouldings

**ORAC<sup>®</sup>**  
D E C O R  
BY OUTWATER



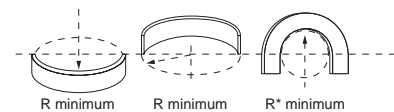
## PUROTOUCH<sup>®</sup>

Part #	R min	R* min
FP1020	1' 30cm	2' 8"   80cm
FP3020	1' 8"   50cm	5' 11"   180cm
FP4020	1' 4"   40cm	6' 7"   200cm
FP4025	2' 4"   70cm	
FP5021	8"   20cm	2' 4"   70cm
FP7020	1'   30cm	
FP7070	1'   30cm	7' 7"   230cm
FP8020	1' 4"   40cm	4' 4"   130cm
FP8030	8"   20cm	2' 4"   70cm
FP8040	1'   30cm	
FP8050	2' 8"   80cm	6' 7"   200cm
FP9010	1' 4"   40cm	10' 3"   310cm
FP9040	1'   30cm	2' 8"   80cm
FP9050	8"   20cm	2'   60cm
FP9900	8"   20cm	8' 3"   250cm
FP9901	8"   20cm	5' 11"   180cm

## DUROPOLYMER<sup>®</sup>

Part #	R min	R* min
PX103F	8"   20cm	2' 8"   80cm
PX120F	1'   30cm	3' 8"   110cm
PX144F	8"   20cm	7' 3"   220cm
PX175F	1'   30cm	2' 8"   80cm

*For Flexible Cornices: Go To Page 52 &  
For Flexible Baseboards: Go To Page 68*



**Purotouch<sup>®</sup>** a proprietary polymer blend formulated to create deep reliefs and crisp details.

### Collections

**Duropolym<sup>®</sup>** high impact resin blend. Ideally suited for baseboards and chair rails.

1.800.835.4400 | For Wholesale Pricing: [www.oracdecorusa.com](http://www.oracdecorusa.com)

English measurements converted from metric. Metric is the most accurate. All profiles copyrighted by International Law.

# Baseboard Mouldings

All baseboards are made from Duropolymer<sup>®</sup>, an impact and water resistant polymer mix that is fully recyclable. Cables can be hidden easily and the flexible versions allow curved walls to be finished elegantly. For your convenience, our baseboards are pre-primed and ready for paint.





# 3 Baseboard Families

CHOOSE YOUR STYLE. GET CREATIVE

SMALL

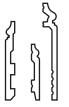
SQUARE




CASCADE



CONTOUR




**SX162 | SX162F (Flexible)**



H: 1-5/8" | 4cm  
P: 3/8" | 1cm

**SX182 | SX182F (Flexible)**



H: 2" | 5cm  
P: 1/2" | 1,3cm

**SX165 | SX165F (Flexible)**



H: 2-3/4" | 6,9cm  
P: 1/2" | 1,1cm

MEDIUM

**SX157 | SX157F (Flexible)**



H: 2-5/8" | 6,6cm  
P: 1/2" | 1,3cm

**SX183 | SX183F (Flexible)**



H: 3" | 7,5cm  
P: 1/2" | 1,3cm


**SX173 | SX173F (Flexible)**



H: 4" | 10cm  
P: 5/8" | 1,6cm

BIG

**SX163 | SX163F (Flexible)**




H: 4" | 10,2cm  
P: 1/2" | 1,3cm

**SX184 | SX184F (Flexible)**



H: 4-3/8" | 11cm  
P: 1/2" | 1,3cm

**SX118 | SX118F (Flexible)**



H: 5-3/8" | 13,8cm  
P: 3/4" | 1,8cm

COVER

**SX171**



H: 3-7/8" | 10cm  
P: 7/8" | 2,2cm

**SX185**



H: 4-3/4" | 12cm  
P: 1" | 2,5cm

**SX186**



H: 5-1/2" | 13,8cm  
P: 7/8" | 2,2cm





# Cover Baseboard Mouldings



**SX171** (*Square*)

Duopolymer<sup>®</sup>  
H: 3-7/8" | 10cm  
P: 7/8" | 2,2cm  
L: 78-3/4" | 200cm



**1 SX185** (*Cascade*)

Duopolymer<sup>®</sup>  
H: 4-3/4" | 12cm  
P: 1" | 2,5cm  
L: 78-3/4" | 200cm



**SX186** (*Contour*)

Duopolymer<sup>®</sup>  
H: 5-1/2" | 13,8cm  
P: 7/8" | 2,2cm  
L: 78-3/4" | 200cm




 **Paintable**

 **Water resistant**

 **Ideal for renovations**




**2** PX175 pg. 55



**SX180 | SX180F (Flexible)**

pg. 66

Duropolym<sup>®</sup>  
 H: 4-3/4" | 12cm  
 P: 5/8" | 1,6cm  
 L: 78-3/4" | 200cm  
*Designed By  
 Pierre Daems*



**SX181**

pg. 67

Duropolym<sup>®</sup>  
 H: 7-7/8" | 20cm  
 P: 7/8" | 2,2cm  
 L: 78-3/4" | 200cm  
*Designed By  
 Pierre Daems*





# Baseboard Mouldings



**SX194 | SX194F (Flexible)**

Duopolymer<sup>®</sup>  
H: 3/4" | 2cm  
P: 3/8" | 1cm  
L: 78-3/4" | 200cm




**SX162 | SX162F (Flexible)**

Duopolymer<sup>®</sup>  
H: 1-5/8" | 4cm  
P: 3/8" | 1cm  
L: 78-3/4" | 200cm



**SX182 | SX182F (Flexible)**

Duopolymer<sup>®</sup>  
H: 2" | 5cm  
P: 1/2" | 1,3cm  
L: 78-3/4" | 200cm



**SX159**

Duopolymer<sup>®</sup>  
H: 2-3/8" | 6cm  
P: 1/2" | 1,2cm  
L: 78-3/4" | 200cm



**SX157 | SX157F (Flexible)**

Duopolymer<sup>®</sup>  
H: 2-5/8" | 6,6cm  
P: 1/2" | 1,3cm  
L: 78-3/4" | 200cm



**SX165 | SX165F (Flexible)**

Duopolymer<sup>®</sup>  
H: 2-3/4" | 6,9cm  
P: 1/2" | 1,1cm  
L: 78-3/4" | 200cm



**SX125**

Duopolymer<sup>®</sup>  
H: 2-3/4" | 6,9cm  
P: 1/2" | 1,4cm  
L: 78-3/4" | 200cm



**SX183 | SX183F (Flexible)**

Duopolymer<sup>®</sup>  
H: 3" | 7,5cm  
P: 1/2" | 1,3cm  
L: 78-3/4" | 200cm



Purotouch<sup>®</sup> a proprietary polymer blend formulated to create deep reliefs and crisp details.

## Collections

Duopolymer<sup>®</sup> high impact resin blend. Ideally suited for baseboards and chair rails.

1.800.835.4400 | For Wholesale Pricing: [www.oracdecorusa.com](http://www.oracdecorusa.com)

English measurements converted from metric. Metric is the most accurate. All profiles copyrighted by International Law.





# Baseboard Mouldings



**SX187 | SX187F (Flexible)**

Duopolymer<sup>®</sup>  
H: 3" | 7,5cm  
P: 1/2" | 1,2cm  
L: 78-3/4" | 200cm



**SX122**

Duopolymer<sup>®</sup>  
H: 3-1/8" | 7,9cm  
P: 7/8" | 2,2cm  
L: 78-3/4" | 200cm



**SX195 | SX915F (Flexible)**

Duopolymer<sup>®</sup>  
H: 3-1/8" | 8m  
P: 3/4" | 1,9cm  
L: 78-3/4" | 200cm




**SX172 | SX172F (Flexible)**

Duopolymer<sup>®</sup>  
H: 3-3/8" | 8,5cm  
P: 1/2" | 1,4cm  
L: 78-3/4" | 200cm



**SX179**

Duopolymer<sup>®</sup>  
H: 3-7/8" | 9,7cm  
P: 1-1/8" | 2,9cm  
F: 3-7/8" | 9,8cm  
L: 78-3/4" | 200cm  
*Designed By  
Orio Tonini*



**SX137 | SX137F (Flexible)**

Duopolymer<sup>®</sup>  
H: 3-7/8" | 9,9cm  
P: 5/8" | 1,5cm  
L: 78-3/4" | 200cm



**SX171**

Duopolymer<sup>®</sup>  
H: 3-7/8" | 10cm  
P: 7/8" | 2,2cm  
L: 78-3/4" | 200cm



**SX173 | SX173F (Flexible)**

Duopolymer<sup>®</sup>  
H: 4" | 10cm  
P: 5/8" | 1,6cm  
L: 78-3/4" | 200cm



**Purotouch<sup>®</sup>** a proprietary polymer blend formulated to create deep reliefs and crisp details.

Collections

**Duopolymer<sup>®</sup>** high impact resin blend. Ideally suited for baseboards and chair rails.

1.800.835.4400 | For Wholesale Pricing: [www.oracdecorusa.com](http://www.oracdecorusa.com)

English measurements converted from metric. Metric is the most accurate. All profiles copyrighted by International Law.



# Baseboard Mouldings



**SX163 | SX163F (Flexible)**

Duopolymer<sup>®</sup>  
H: 4" | 10,2cm  
P: 1/2" | 1,3cm  
L: 78-3/4" | 200cm



**SX105 | SX105F (Flexible)**

Duopolymer<sup>®</sup>  
H: 4-1/4" | 10,8cm  
P: 1/2" | 1,3cm  
L: 78-3/4" | 200cm



**SX155 | SX155F (Flexible)**

Duopolymer<sup>®</sup>  
H: 4-1/8" | 10,8cm  
P: 1" | 2,5cm  
L: 78-3/4" | 200cm



**SX184 | SX184F (Flexible)**

Duopolymer<sup>®</sup>  
H: 4-3/8" | 11cm  
P: 1/2" | 1,3cm  
L: 78-3/4" | 200cm



**SX185**

Duopolymer<sup>®</sup>  
H: 4-3/4" | 12cm  
P: 1" | 2,5cm  
L: 78-3/4" | 200cm



**SX180 | SX180F (Flexible)**

Duopolymer<sup>®</sup>  
H: 4-3/4" | 12cm  
P: 5/8" | 1,6cm  
L: 78-3/4" | 200cm



**SX138 | SX138F (Flexible)**

Duopolymer<sup>®</sup>  
H: 5-3/8" | 13,8cm  
P: 5/8" | 1,5cm  
L: 78-3/4" | 200cm



**SX118 | SX118F (Flexible)**

Duopolymer<sup>®</sup>  
H: 5-3/8" | 13,8cm  
P: 3/4" | 1,8cm  
L: 78-3/4" | 200cm



Purotouch<sup>®</sup> a proprietary polymer blend formulated to create deep reliefs and crisp details.

Collections

Duopolymer<sup>®</sup> high impact resin blend. Ideally suited for baseboards and chair rails.

1.800.835.4400 | For Wholesale Pricing: [www.oracdecorusa.com](http://www.oracdecorusa.com)

English measurements converted from metric. Metric is the most accurate. All profiles copyrighted by International Law.



# Baseboard Mouldings



## SX186

Duopolymer®  
H: 5-1/2" | 13,8cm  
P: 7/8" | 2,2cm  
L: 78-3/4" | 200cm



## SX104 | SX104F (Flexible)

Duopolymer®  
H: 5-7/8" | 14,8cm  
P: 5/8" | 1,7cm  
L: 78-3/4" | 200cm



## SX168

Duopolymer®  
H: 5-7/8" | 15,1cm  
P: 1/2" | 1,4cm  
L: 78-3/4" | 200cm



## SX167

Duopolymer®  
H: 6-3/4" | 17,3cm  
P: 1-3/4" | 4,3cm  
L: 78-3/4" | 200cm



## SX181

Duopolymer®  
H: 7-7/8" | 20cm  
P: 7/8" | 2,2cm  
L: 78-3/4" | 200cm



## SX156

Duopolymer®  
H: 7-7/8" | 20cm  
P: 5/8" | 1,6cm  
L: 78-3/4" | 200cm



## SX191

Duopolymer®  
H: 8-1/4" | 21cm  
P: 7/8" | 2,1cm  
L: 78-3/4" | 200cm



## SX193

Duopolymer®  
H: 9-7/8" | 25cm  
P: 7/8" | 2,2cm  
L: 78-3/4" | 200cm  
*Designed By  
Orio Tonini*



Purotouch® a proprietary polymer blend formulated to create deep reliefs and crisp details.


### Collections

Duopolymer® high impact resin blend. Ideally suited for baseboards and chair rails.



# ORAC® Flexible Baseboard Mouldings

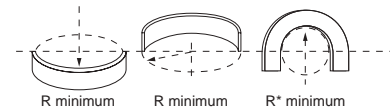
**ORAC®**  
D E C O R  
BY OUTWATER



## DUROPOLYMER®

Part #	R min	R* min
SX104F	1' 4"   40cm	
SX105F	1'   30cm	
SX118F	1' 4"   40cm	
SX137F	1' 4"   40cm	
SX138F	1' 4"   40cm	
SX155F	1'   30cm	
SX157F	1' 2"   35cm	8' 7"   260cm
SX162F	8"   20cm	2' 8"   80cm
SX163F	1' 2"   35cm	
SX165F	1' 4"   40cm	
SX172F	1' 2"   35cm	
SX173F	1' 6"   45cm	
SX180F	1' 6"   45cm	
SX182F	1' 2"   35cm	
SX183F	1' 4"   40cm	
SX184F	1' 6"   45cm	
SX187F	1' 4"   40cm	
SX194F	1' 4"   40cm	2' 8"   80cm
SX195F	1'   30cm	

*For Flexible Cornices: Go To Page 52  
& For Flexible Panels: Go To Page 59*



**Purotouch®** a proprietary polymer blend formulated to create deep reliefs and crisp details.

Collections

**Duropolymer®** high impact resin blend. Ideally suited for baseboards and chair rails.

1.800.835.4400 | For Wholesale Pricing: [www.oracdecorusa.com](http://www.oracdecorusa.com)

English measurements converted from metric. Metric is the most accurate. All profiles copyrighted by International Law.



# 3D Wallscapes

Follow your imagination. The sleek, modern designs suit contemporary homes by adding a dramatic 3D form. The elements of these ornaments allow considerable opportunities to personalize any room.





# Valley

1

1. W109: pg. 75



2. W108: pg. 75



3. W110: pg. 75



2



# Zig Zag



# Hill

3





1. W107: pg. 74



2. W106: pg. 74




3. W101: pg. 74



4. W100: pg. 74

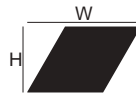





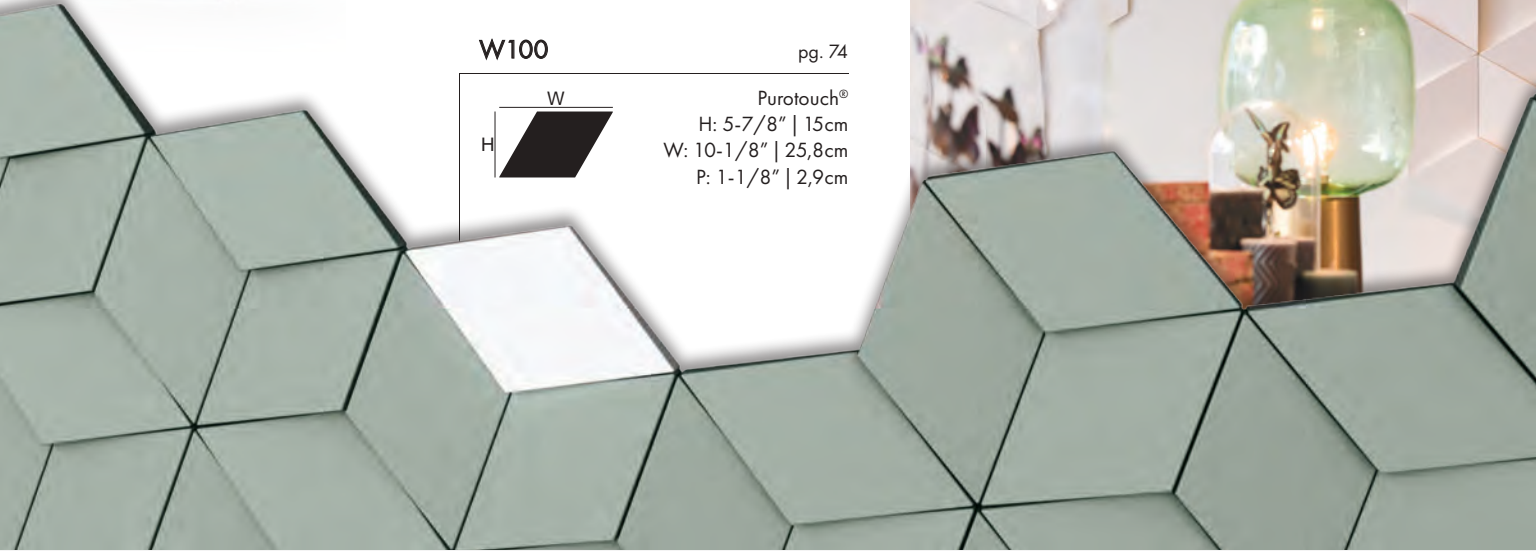
# Rombus

W100

pg. 74

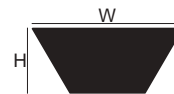


Purotouch®  
H: 5-7/8" | 15cm  
W: 10-1/8" | 25,8cm  
P: 1-1/8" | 2,9cm



W101

pg. 74




Purotouch®  
H: 5-7/8" | 15cm  
W: 13-5/8" | 34,5cm  
P: 1-1/8" | 2,9cm



# Trapezium






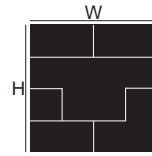


# Cubi

W103

pg. 74


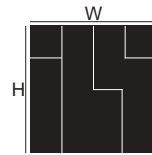
Purotouch®  
 H: 13-1/8" | 33,3cm  
 W: 13-1/8" | 33,3cm  
 P: 1" | 2,5cm



W102

pg. 74

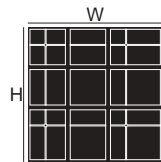
Purotouch®  
 H: 13-1/8" | 33,3cm  
 W: 13-1/8" | 33,3cm  
 P: 1" | 2,5cm



W104

pg. 74

Purotouch®  
 H: 17-3/4" | 45cm  
 W: 17-3/4" | 45cm  
 P: 1-3/8" | 3,6cm



# Kilt

Designed By  
 Orio Tonini







# 3D Wallscapes



**W100 (Rhombus)**

Purotouch<sup>®</sup>

H: 5-7/8" | 15cm

W: 10-1/8" | 25,8cm

P: 1-1/8" | 2,9cm



**W101 (Trapezium)**

Purotouch<sup>®</sup>

H: 5-7/8" | 15cm

W: 13-5/8" | 34,5cm

P: 1-1/8" | 2,9cm



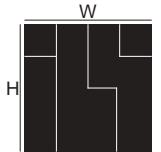
**W102 (Cubi 1)**

Purotouch<sup>®</sup>

H: 13-1/8" | 33,3cm

W: 13-1/8" | 33,3cm

P: 1" | 2,5cm



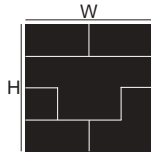
**W103 (Cubi 2)**

Purotouch<sup>®</sup>

H: 13-1/8" | 33,3cm

W: 13-1/8" | 33,3cm

P: 1" | 2,5cm



**W104 (Kilt)**

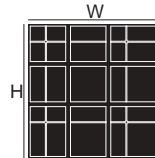
Purotouch<sup>®</sup>

H: 17-3/4" | 45cm

W: 17-3/4" | 45cm

P: 1-3/8" | 3,6cm

Designed By  
Orio Tonini



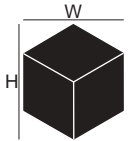
**W105 (Rhombus)**

Purotouch<sup>®</sup>

H: 11-3/4" | 30cm

W: 13-5/8" | 34,6cm

P: 1-1/8" | 3cm



**W106 (Envelope)**

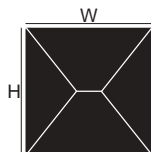
Purotouch<sup>®</sup>

H: 13-1/8" | 33,3cm

W: 13-1/8" | 33,3cm

P: 1-1/8" | 2,9cm

Designed By  
Orio Tonini



**W107 (Circle)**

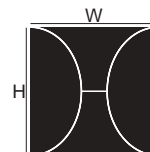
Purotouch<sup>®</sup>

H: 13-1/8" | 33,3cm

W: 13-1/8" | 33,3cm

P: 1-1/8" | 2,9cm

Designed By  
Orio Tonini



Purotouch<sup>®</sup> a proprietary polymer blend formulated to create deep reliefs and crisp details.

Collections

Duopolymer<sup>®</sup> high impact resin blend. Ideally suited for baseboards and chair rails.

1.800.835.4400 | For Wholesale Pricing: [www.oracdecorusa.com](http://www.oracdecorusa.com)

English measurements converted from metric. Metric is the most accurate. All profiles copyrighted by International Law.

# 3D Wallscapes



**W108 | W108F (Flexible): Zig Zag**

Purotouch<sup>®</sup>

H: 5/8" | 1,8cm

W: 9-7/8" | 25cm

L: 6'6" | 200cm

Designed By  
Orio Tonini



**W109 | W109F (Flexible): Valley**

Purotouch<sup>®</sup>

H: 1/2" | 1,3cm

W: 9-7/8" | 25cm

L: 6'6" | 200cm

Designed By  
Orio Tonini



**W110 | W110F (Flexible): Hill**

Purotouch<sup>®</sup>

H: 5/8" | 1,6cm

W: 9-7/8" | 25cm

L: 6'6" | 200cm

Designed By  
Orio Tonini



**W111 (Bar)**


Purotouch<sup>®</sup>

H: 3/4" | 2cm

W: 9-7/8" | 25cm

L: 6'6" | 200cm

Designed By  
Orio Tonini



**W112 (Ridge)**

Purotouch<sup>®</sup>

H: 3/4" | 1,9cm

W: 9-7/8" | 25cm

L: 6'6" | 200cm

Designed By  
Orio Tonini



**W113 (Cobble)**

Purotouch<sup>®</sup>

H: 7/8" | 2,18cm

W: 9-7/8" | 25cm

L: 6'6" | 200cm

Designed By  
Orio Tonini



**W120 (Autoire)**

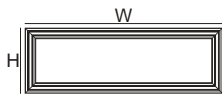
Purotouch<sup>®</sup>

H: 19-3/4" | 50cm

W: 59" | 150cm

P: 1-1/4" | 3,2cm

Designed By  
Orio Tonini



**W121 (Autoire)**

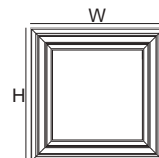
Purotouch<sup>®</sup>

H: 19-3/4" | 50cm

W: 19-3/4" | 50cm

P: 1-1/4" | 3,2cm

Designed By  
Orio Tonini



Purotouch<sup>®</sup> a proprietary polymer blend formulated to create deep reliefs and crisp details.

Collections

Duopolymer<sup>®</sup> high impact resin blend. Ideally suited for baseboards and chair rails.

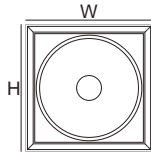


# 3D Wallscapes



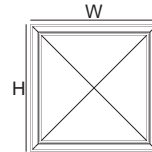
**W122 (Autoire)**

Purotouch<sup>®</sup>  
H: 13-1/8" | 33,3cm  
W: 13-1/8" | 33,3cm  
P: 1" | 2,6cm  
Designed By  
Orio Tonini



**W123 (Autoire)**

Purotouch<sup>®</sup>  
H: 13-1/8" | 33,3cm  
W: 13-1/8" | 33,3cm  
P: 1-3/8" | 3,5cm  
Designed By  
Orio Tonini



**W130 (Chevron)**

Purotouch<sup>®</sup>  
H: 3/4" | 2cm  
W: 15-3/4" | 40cm  
L: 6'6" | 200cm  
Designed By  
Orio Tonini



**W108 + 2\*CX190**

Purotouch<sup>®</sup>  
Designed By  
Orio Tonini



**W109 + 2\*CX190**

Purotouch<sup>®</sup>  
Designed By  
Orio Tonini



**W110 + 2\*CX190**

Purotouch<sup>®</sup>  
Designed By  
Orio Tonini



**W111 + 2\*CX190**

Purotouch<sup>®</sup>  
Designed By  
Orio Tonini



**W112 + 2\*CX190**

Purotouch<sup>®</sup>  
Designed By  
Orio Tonini

Purotouch<sup>®</sup> a proprietary polymer blend formulated to create deep reliefs and crisp details.

## Collections

Duopolymer<sup>®</sup> high impact resin blend. Ideally suited for baseboards and chair rails.

1.800.835.4400 | For Wholesale Pricing: [www.oracdecorusa.com](http://www.oracdecorusa.com)

English measurements converted from metric. Metric is the most accurate. All profiles copyrighted by International Law.



# 3D Wallscapes



**W113 + 2\*CX190**

Purotouch<sup>®</sup>  
Designed By  
Orio Tonini



**W120 + P4025 + W121**

Purotouch<sup>®</sup>  
Designed By  
Orio Tonini



**W120 + 4\*W122**

Purotouch<sup>®</sup>  
Designed By  
Orio Tonini



**W121 + W122**

Purotouch<sup>®</sup>  
Designed By  
Orio Tonini



**W120 + 4\*W123**

Purotouch<sup>®</sup>  
Designed By  
Orio Tonini



**W121 + W123**

Purotouch<sup>®</sup>  
Designed By  
Orio Tonini

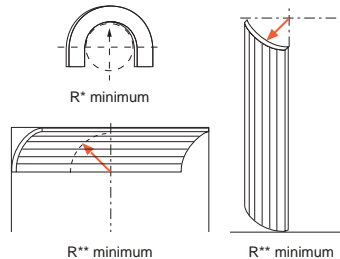


**W130 + 2\*CX190**

Purotouch<sup>®</sup>  
Designed By  
Orio Tonini

## PUROTOUCH<sup>®</sup>

Part #	R* min	R** min
W108F	1' 4"   40cm	1'   30cm
W109F	1' 4"   40cm	1'   30cm
W110F	1' 4"   40cm	1'   30cm



Purotouch<sup>®</sup> a proprietary polymer blend formulated to create deep reliefs and crisp details.

## Collections

Duopolymer<sup>®</sup> high impact resin blend. Ideally suited for baseboards and chair rails.



# 3D Wallscapes




**G70**

Duopolymer<sup>®</sup>  
H: 3-1/2" | 9cm  
W: 7-7/8" | 20cm  
P: 1-1/8" | 2,7cm  
Designed By  
Ulf Moritz



**G71**

Purotouch<sup>®</sup>  
H: 13-3/4" | 35cm  
W: 16-5/8" | 42,2cm  
P: 5/8" | 1,5cm  
Designed By  
Ulf Moritz



**G72 (Smile)**

Duopolymer<sup>®</sup>  
H: 2-5/8" | 6,8cm  
W: 16-3/4" | 42,5cm  
P: 3/8" | 1cm  
Designed By  
Ulf Moritz



**G75 (Scala)**

Purotouch<sup>®</sup>  
H: 8-1/4" | 21cm  
W: 10-5/8" | 27cm  
P: 1/2" | 1,4cm  
Designed By  
Ulf Moritz



**G76 (Scala)**

Purotouch<sup>®</sup>  
H: 3-1/8" | 8cm  
W: 7" | 17,8cm  
P: 5/8" | 1,5cm  
Designed By  
Ulf Moritz



**G77 (Lily)**

Duopolymer<sup>®</sup>  
H: 3-1/2" | 8,8cm  
W: 7-5/8" | 19,4cm  
P: 3/4" | 1,8cm



**G78 (Lily)**

Duopolymer<sup>®</sup>  
H: 1-3/4" | 4,4cm  
W: 3-1/2" | 8,8cm  
P: 3/4" | 1,9cm  
Designed By  
Ulf Moritz



**D170**

H: 9-5/8" | 24,5cm  
W: 41-3/4" | 105cm  
P: 1-1/4" | 3,2cm

Purotouch<sup>®</sup>



**P-21**

Purotouch<sup>®</sup>  
H: 2-5/8" | 6,7cm  
P: 3/8" | 0,9cm  
L: 2-5/8" | 6,7cm

Purotouch<sup>®</sup> a proprietary polymer blend formulated to create deep reliefs and crisp details.

## Collections

Duopolymer<sup>®</sup> high impact resin blend. Ideally suited for baseboards and chair rails.

1.800.835.4400 | For Wholesale Pricing: [www.oracdecorusa.com](http://www.oracdecorusa.com)

English measurements converted from metric. Metric is the most accurate. All profiles copyrighted by International Law.



designer's  
edge MILLWORK

## 2 Distinctive Mouldings

*Value and Design come together to create a line of millwork designed to give all your projects a distinctive finish... a designers finish.*

### Polyurethane DEM Mouldings

DEM Mouldings and Millwork encompass a full decorative array of premium quality polyurethane cornice and panel mouldings, medallions, niches, stair brackets, pilasters and other ornamental products that are guaranteed to satisfy all decorative requirements without compromise. DEM is impervious to adverse climate and weather conditions, and, because of its dimensional stability, will not alter over time. Produced in exclusive molds that yield ornate and sharply defined details, perfect dimensions, and extremely consistent quality, DEM is lightweight, impact resistant and easy to install and finish using traditional woodworking techniques and tools.

### Polystyrene High Density RPS Mouldings




RPS 100% Recycled High Density Mouldings, which are impervious to adverse climate and weather conditions, offer an economical decorative and design medium that are manufactured from renewable polystyrene resources. Introduced as a cost effective alternative to more costly polymer mouldings and millwork, RPS Mouldings will aesthetically satisfy all decorative requirements without having to compromise for lesser quality mouldings. The polystyrene compound from which RPS Mouldings are manufactured, not only produces a durable, impact resistant surface, making them ideally suited for use in highly trafficked environments, RPS Mouldings can be easily cut, nailed, glued, finished and installed using the same woodworking techniques and tools as wood and MDF mouldings & millwork.

#### The "Original" Hybrid Formula

MP-25-ADH is a high performance, one component, permanently flexible, easy to use, multi-purpose fast cure modified acrylic latex sealant. MP-25-ADH cures rapidly when exposed to atmospheric moisture to form a durable bond.

- Use as adhesive or filler
- Eco-friendly, low VOC's
- Fast cure • Paintable • Non-yellowing

**MP-25-ADH**  
CAULK-GUN



**10" Blade (200 teeth)**  
**RPS-10-200**

**Freight Pre-Paid On Certain Orders, Please Inquire.**

**GROUND ONLY-NO COD ORDERS**  
(Within the 48 contiguous states)

**Any items with a ♦ do not qualify for our shipping program & will be packed & shipped separately**

*Moulding Samples Available...Please Inquire*







**High Impact Peel & Stick Mouldings With Pre-Mitered Inside & Outside Corners.**

- **Peel & Stick** – Fast, easy installation without glue or nails
- **Moisture Resistant** – Great for bathrooms, kitchens, and basements
- **High Impact** – Polymer material is as hard as oak
- **Paintable** – Smooth surface is ready to paint without priming
- **Eco-friendly** – Made from 100% recycled polystyrene

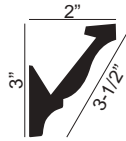
*See Pages 82-83 For Our Coordinating One-Piece Panel Frames*



### Crown Moulding



**TFM-49-A**  
Length: 96"




1" permanent adhesive strip on the bottom back of the moulding.



Great For Indirect Lighting

### Baseboard Moulding

**TFM-4475-A** • Length: 96"



1/2" permanent adhesive strips on the back of the moulding.




### Pre-Mitered Inside & Outside Corners

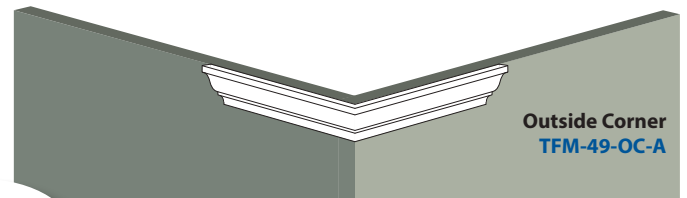
Both corners come in two pieces that are 15-3/4" long and cut at 45 degrees

*Assembly Required*

#### Crown Corners

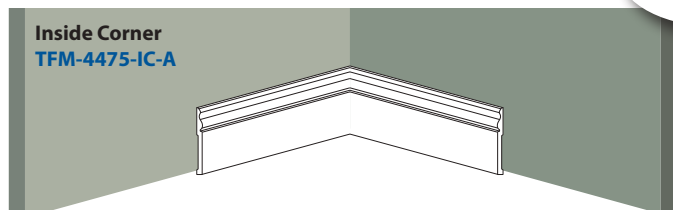


Inside Corner  
**TFM-49-IC-A**

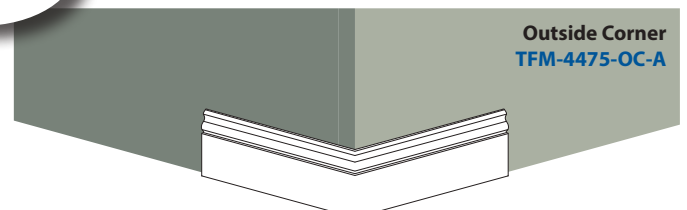


Outside Corner  
**TFM-49-OC-A**

#### Baseboard Corners



Inside Corner  
**TFM-4475-IC-A**



Outside Corner  
**TFM-4475-OC-A**

Free tube of filler:  
**RD-0775**






*Why cut and miter?*

**Outwater's NEW Panel Frames Can Be Used For Wall Panels, Wainscoting & Doors**

Use these simple, peel & stick, pre-assembled, one piece panel frames to add elegance and enhance the beauty of any room.

**Material:  
High Impact  
Polystyrene**



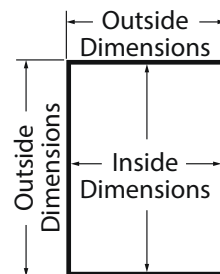




Material: High Impact Polystyrene



- **Peel & Stick** – Fast, easy installation without glue or nails
- **Moisture Resistant** – Great for bathrooms, kitchens, and basements
- **High Impact** – Polymer material is as hard as oak
- **Paintable** – Smooth surface is ready to paint without priming
- **Eco-Friendly** – Made from 100% recycled polystyrene
- **Panels are Pre-Assembled**

*Available in 4 Sizes*



**PNFR1232-WH**

**Outside:** 11-13/16" x 31-1/2"  
**Inside:** 9-9/16" x 29-1/4"  
**Depth:** 9/16"

**PNFR2432-WH**


**Outside:** 23-5/8" x 31-1/2"  
**Inside:** 21-3/8" x 29-1/4"  
**Depth:** 9/16"


**PNFR2428-WH**

**Outside:** 23-5/8" x 27-9/16"  
**Inside:** 21-3/8" x 25-5/16"  
**Depth:** 9/16"

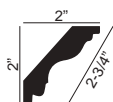
**PNFR2436-WH**

**Outside:** 23-5/8" x 35-7/16"  
**Inside:** 21-3/8" x 33-3/16"  
**Depth:** 9/16"






**DEM-105**  
Length: 94-1/2"  
Design Repeat: 1/2"



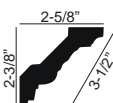
**DEM-107**  
Length: 94-1/2"  
Design Repeat: 2-1/2"



**DEM-111**  
Length: 94-1/4"  
Design Repeat: 1-7/8"



**DEM-114**  
Length: 94-1/2"  
Design Repeat: 3-15/16"



- 100% Recycled Polystyrene
  - High Impact
  - Recommended blade 10" Blade, 200 Teeth
- RPS PRODUCT information can be found on page 79

Perfect Blade for RPS & DEM Mouldings  
**RPS-10-200**  
10" Blade, 200 Teeth

All dimensions are approximate.  
**Important:** See Page 79  
For Shipping Program



**DEM-112**  
Length: 96"  
Design Repeat: 1"




**DEM-118**  
Length: 94-1/2"  
Design Repeat: 11/16"



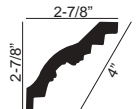
New!




**DEM-119**  
Length: 96"  
Design Repeat: 2-5/8"



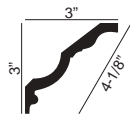
**DEM-127**  
Length: 94-1/2"  
Design Repeat: 7-7/8"



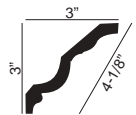
New!



**RPS-1120**  
Length: 96"  
Design Repeat: 3/4"



**DEM-120**  
Length: 94-1/2"  
Design Repeat: 3/4"



Corners available:  
DEM-120-A & DEM-120-B, see page 104



- 100% Recycled Polystyrene
  - High Impact
  - Recommended blade 10" Blade, 200 Teeth
- RPS PRODUCT information can be found on page 79


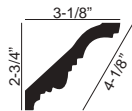
Perfect Blade for RPS & DEM Mouldings  
**RPS-10-200**  
10" Blade, 200 Teeth

All dimensions are approximate.  
**Important:** See Page 79  
For Shipping Program


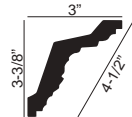





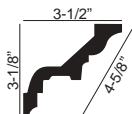
**DEM-122**  
Length: 94-1/2"  
Design Repeat: 1-1/2"



**DEM-125**  
Length: 96"  
Design Repeat: 1-15/16"



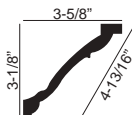
**DEM-126**  
Length: 94-1/2"  
Design Repeat: 1"



**DEM-131**  
Length: 94-1/2"  
Design Repeat: 7"  
Corbel to Corbel



**DEM-130**  
Length: 94-1/2"  
Design Repeat: 4-1/2"



**DEM-132**  
Length: 94-1/2"  
Design Repeat: 31-1/2"



- 100% Recycled Polystyrene
  - High Impact
  - Recommended blade 10" Blade, 200 Teeth
- RPS PRODUCT information can be found on page 79

Perfect Blade for RPS & DEM Mouldings  
**RPS-10-200**  
10" Blade, 200 Teeth

All dimensions are approximate.  
**Important:** See Page 79  
For Shipping Program




**DEM-134**  
Length: 94-1/2"  
Design Repeat: 8"



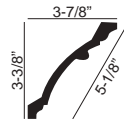
**DEM-136**  
Length: 94-1/2"  
Design Repeat: 1-1/2"




Corners available:  
DEM-136-A & DEM-136-B, see page 104



**DEM-142**  
Length: 94-1/2"  
Design Repeat: 12"



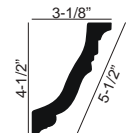
**DEM-141**  
Length: 96"  
Design Repeat: 3"



**DEM-151**  
Length: 94-1/2"  
Design Repeat: 3-15/16"



**DEM-146**  
Length: 94-1/2"  
Design Repeat: 4-1/2"



Corners available:  
DEM-146-A & DEM-146-B, see page 104




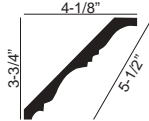
- 100% Recycled Polystyrene
  - High Impact
  - Recommended blade 10" Blade, 200 Teeth
- RPS PRODUCT information can be found on page 79

Perfect Blade for RPS & DEM Mouldings  
**RPS-10-200**  
10" Blade, 200 Teeth

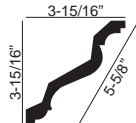
All dimensions are approximate.  
**Important:** See Page 79  
For Shipping Program




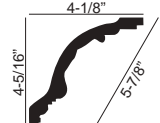
**DEM-149**  
Length: 96"  
Design Repeat: 6"




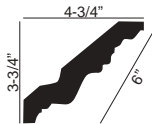
**DEM-153**  
Length: 95-3/4"  
Design Repeat: 5/8"



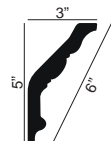
**DEM-164**  
Length: 96"  
Design Repeat: 3-1/4"



**DEM-147**  
Length: 94-1/2"  
Design Repeat: 3-1/2"



**DEM-148**  
Length: 94-1/2"  
Design Repeat: 1-5/8"



- 100% Recycled Polystyrene
  - High Impact
  - Recommended blade 10" Blade, 200 Teeth
- RPS PRODUCT information can be found on page 79

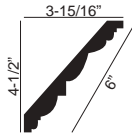
Perfect Blade for RPS & DEM Mouldings  
**RPS-10-200**  
10" Blade, 200 Teeth

All dimensions are approximate.  
**Important:** See Page 79  
For Shipping Program





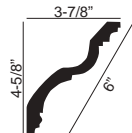
**DEM-155**  
Length: 96"  
Design Repeat: 5-1/16"



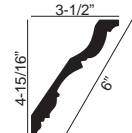
**DEM-156**  
Length: 94-1/2"  
Design Repeat: 6"



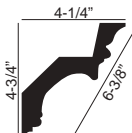
**DEM-157**  
Length: 96"  
Design Repeat: 3-7/8"



**DEM-166**  
Length: 96"  
Design Repeat: 2"



♦ **DEM-158**  
Length: 94-1/2"  
Design Repeat: 3"




♦ **DEM-159**  
Length: 96"  
Design Repeat: 12"



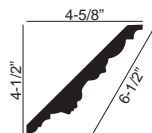
- 100% Recycled Polystyrene
  - High Impact
  - Recommended blade 10" Blade, 200 Teeth
- RPS PRODUCT information can be found on page 79

Perfect Blade for RPS & DEM Mouldings  
**RPS-10-200**  
10" Blade, 200 Teeth


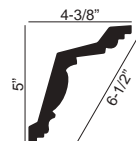
All dimensions are approximate.  
**Important:** See Page 79  
For Shipping Program



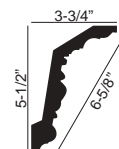
**DEM-160**  
Length: 94-1/2"  
Design Repeat: 19"



**DEM-161**  
Length: 96"  
Design Repeat: 3-3/8"

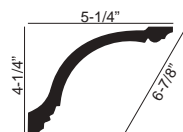


**DEM-162**  
Length: 94-1/2"  
Design Repeat: 11-3/4"



**New!**

**DEM-167**  
Length: 94-1/2"  
Design Repeat: 6-7/8"




**DEM-169**  
Length: 96"  
Design Repeat: 3-3/4"




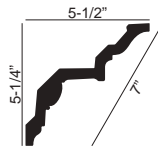
- 100% Recycled Polystyrene
  - High Impact
  - Recommended blade 10" Blade, 200 Teeth
- RPS PRODUCT information can be found on page 79

Perfect Blade for RPS & DEM Mouldings  
**RPS-10-200**  
10" Blade, 200 Teeth

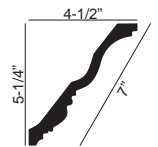
All dimensions are approximate.  
**Important:** See Page 79  
For Shipping Program




◆ **DEM-170**  
Length: 94-1/2"  
Design Repeat: 2"



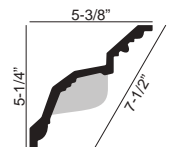
◆ **DEM-171**  
Length: 96"  
Design Repeat: 1-1/4"




◆ **DEM-175**  
Length: 96"  
Design Repeat: 9-1/2"



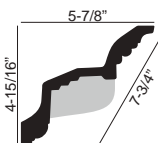
◆ **DEM-174**  
Length: 94-1/2"  
Design Repeat: 6"



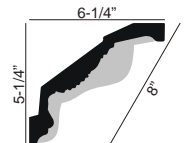
Corners available:  
DEM-174-A & DEM-174-B, see page 104



◆ **DEM-168**  
Length: 94-1/2"  
Design Repeat: 7"



◆ **DEM-177**  
Length: 94-1/2"  
Design Repeat: 11-1/2"



- 100% Recycled Polystyrene
  - High Impact
  - Recommended blade 10" Blade, 200 Teeth
- RPS PRODUCT information can be found on page 79


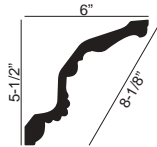
Perfect Blade for RPS & DEM Mouldings  
**RPS-10-200**  
10" Blade, 200 Teeth

All dimensions are approximate.  
**Important:** See Page 79  
For Shipping Program

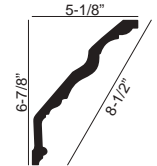





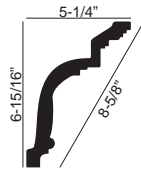
◆ **DEM-191**  
Length: 96"  
Design Repeat: 3-1/8"



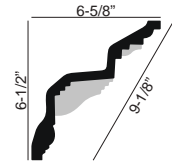
◆ **DEM-178**  
Length: 94-1/2"  
Design Repeat: 4"



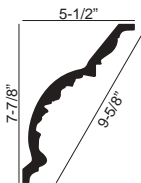
◆ **DEM-179**  
Length: 96"  
Design Repeat: 5-1/2"



◆ **DEM-182**  
Length: 94-1/2"  
Design Repeat: 6-1/4"



◆ **DEM-183**  
Length: 96"  
Design Repeat: 3-1/4"




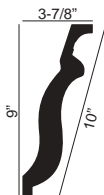
- 100% Recycled Polystyrene
  - High Impact
  - Recommended blade 10" Blade, 200 Teeth
- RPS PRODUCT information can be found on page 79

Perfect Blade for RPS & DEM Mouldings  
**RPS-10-200**  
10" Blade, 200 Teeth


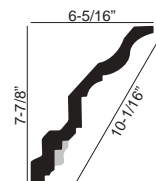
All dimensions are approximate.  
**Important:** See Page 79  
For Shipping Program




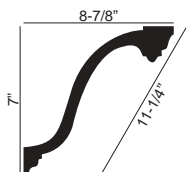
◆ **DEM-188**  
Length: 96"  
Design Repeat: 14"



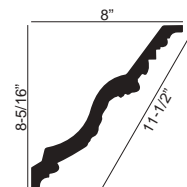
◆ **DEM-185**  
Length: 95-1/2"  
Design Repeat: 9-5/8"



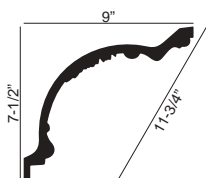
◆ **DEM-184**  
Length: 94-1/2"  
Design Repeat: 4-1/8"



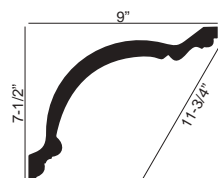
◆ **DEM-193**  
Length: 96"  
Design Repeat: 2-3/4"



◆ **DEM-195**  
Length: 96"  
Design Repeat: 10-1/2"




◆ **DEM-196**  
Length: 96"  
Design Repeat: 3-1/4"




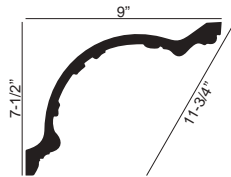
- 100% Recycled Polystyrene
  - High Impact
  - Recommended blade 10" Blade, 200 Teeth
- RPS PRODUCT information can be found on page 79

Perfect Blade for RPS & DEM Mouldings  
**RPS-10-200**  
10" Blade, 200 Teeth


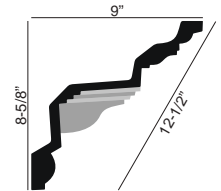
All dimensions are approximate.  
**Important:** See Page 79  
For Shipping Program




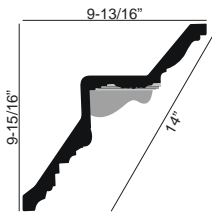
♦ **DEM-197**  
Length: 96"  
Design Repeat: 4-1/4"



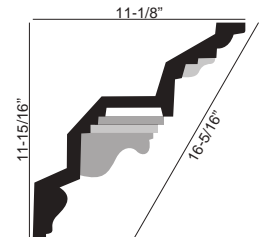
♦ **DEM-186**  
Length: 94-1/2"  
Design Repeat: 7-7/8"



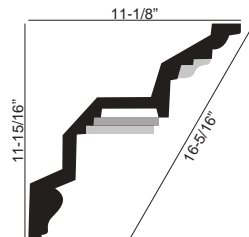
♦ **DEM-199**  
Length: 96"  
Design Repeat: 8"



♦ **DEM-189**  
Length: 96"  
Design Repeat: 9-1/2"



♦ **DEM-190**  
Length: 96"  
Design Repeat: 9-1/2"



## Corbels



**DEM-190A**  
3-7/8" x 2-13/16"  
x 2-3/4"  
Works with  
DEM-190



**DEM-190B**  
4" x 2-3/4" x 2-5/8"  
Works with  
DEM-190

Corbels are easily applied with our adhesive **MP-25-ADH**...10.1 oz. tube




- 100% Recycled Polystyrene
  - High Impact
  - Recommended blade 10" Blade, 200 Teeth
- RPS PRODUCT information can be found on page 79

Perfect Blade for RPS & DEM Mouldings  
**RPS-10-200**  
10" Blade, 200 Teeth


All dimensions are approximate.

**Important:** See Page 79  
For Shipping Program







**RPS-0201** (8 ft.)  
 ♦ **RPS-0201-12** (12 ft.)




**BED MOULDING**  
**RPS-0074** (8 ft.)  
 ♦ **RPS-0074-12** (12 ft.)




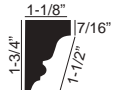
**RPS-0284**  
 Length: 96"



**BED MOULDING**  
**RPS-0075**  
 Length: 96"



**RPS-0283**  
 Length: 96"




**DEM-201**  
 Length: 94-1/2"




- 100% Recycled Polystyrene
  - High Impact
  - Recommended blade 10" Blade, 200 Teeth
- RPS PRODUCT information can be found on page 79

Perfect Blade for RPS & DEM Mouldings  
**RPS-10-200**  
 10" Blade, 200 Teeth

All dimensions are approximate.  
**Important:** See Page 79  
 For Shipping Program


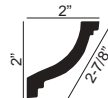


**DEM-203**  
Length: 94-1/2"


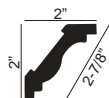


**New**


**DEM-202**  
Length: 96"



**RPS-0207** (8 ft.)  
♦ **RPS-0207-12** (12 ft.)




**DEM-204**  
Length: 96"



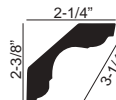
**New**

**RPS-0208**  
Length: 96"



**New**


**DEM-208**  
Length: 94-1/2"




- 100% Recycled Polystyrene
  - High Impact
  - Recommended blade 10" Blade, 200 Teeth
- RPS PRODUCT information can be found on page 79

Perfect Blade for RPS & DEM Mouldings  
**RPS-10-200**  
10" Blade, 200 Teeth


All dimensions are approximate.  
**Important:** See Page 79  
For Shipping Program




**DEM-206**  
Length: 96"




**DEM-209**  
Length: 94-1/2"




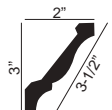
**RPS-0189**  
Length: 96"



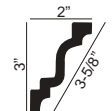
**RPS-2210** (8 ft.)  
♦ **RPS-2210-12** (12 ft.)



**RPS-0049** (8 ft.)  
♦ **RPS-0049-12** (12 ft.)



**DEM-211**  
Length: 94-1/2"




- 100% Recycled Polystyrene
  - High Impact
  - Recommended blade 10" Blade, 200 Teeth
- RPS PRODUCT information can be found on page 79

Perfect Blade for RPS & DEM Mouldings  
**RPS-10-200**  
10" Blade, 200 Teeth


All dimensions are approximate.  
**Important:** See Page 79  
For Shipping Program






**New**

**DEM-212**  
Length: 96"


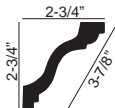


**DEM-207**  
Length: 96"




**New**

**DEM-213**  
Length: 94-1/2"


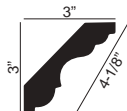


**New**

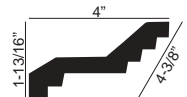
**DEM-214**  
Length: 94-1/2"



**DEM-220**  
Length: 94-1/2"




**DEM-231**  
Length: 94-1/2"




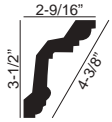
- 100% Recycled Polystyrene
  - High Impact
  - Recommended blade 10" Blade, 200 Teeth
- RPS PRODUCT information can be found on page 79

Perfect Blade for RPS & DEM Mouldings  
**RPS-10-200**  
10" Blade, 200 Teeth


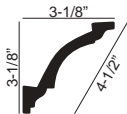
All dimensions are approximate.  
**Important:** See Page 79  
For Shipping Program




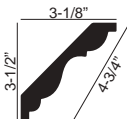
**DEM-232**  
Length: 96"




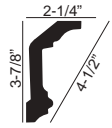
**RPS-2225**  
Length: 96"




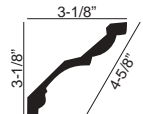
**DEM-230**  
Length: 94-1/2"



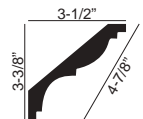
**DEM-233**  
Length: 94-1/2"



**RPS-0183 (8 ft.)**  
♦ **RPS-0183-12 (12 ft.)**




**DEM-235**  
Length: 94-1/2"



- 100% Recycled Polystyrene
  - High Impact
  - Recommended blade 10" Blade, 200 Teeth
- RPS PRODUCT information can be found on page 79


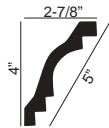
Perfect Blade for RPS & DEM Mouldings  
**RPS-10-200**  
10" Blade, 200 Teeth

All dimensions are approximate.  
**Important:** See Page 79  
For Shipping Program

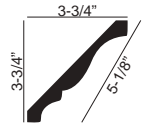


**New!**


**DEM-236**  
Length: 94-1/2"




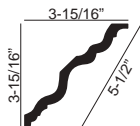
**RPS-0045 (8 ft.)**  
♦ **RPS-0045-12 (12 ft.)**




Matches WM49




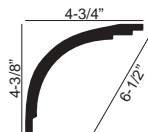
**DEM-244**  
Length: 94-1/2"



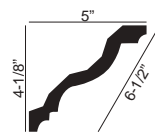
**DEM-240**  
Length: 94-1/2"



**DEM-250**  
Length: 94-1/2"



**DEM-255**  
Length: 94-1/2"




- 100% Recycled Polystyrene
  - High Impact
  - Recommended blade 10" Blade, 200 Teeth
- RPS PRODUCT information can be found on page 79


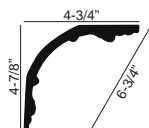
Perfect Blade for RPS & DEM Mouldings  
**RPS-10-200**  
10" Blade, 200 Teeth

All dimensions are approximate.  
**Important:** See Page 79  
For Shipping Program


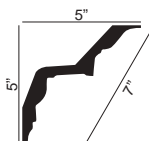





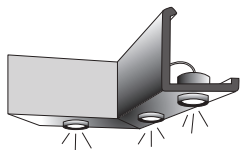
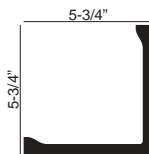
♦ **DEM-260**  
Length: 96"




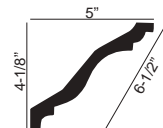
♦ **DEM-265**  
Length: 94-1/2"




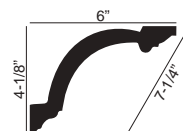
♦ **DEM-271**  
Length: 96"



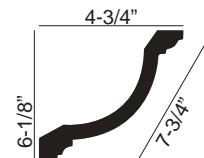
♦ **DEM-261**  
Length: 94-1/2"



♦ **DEM-270**  
Length: 94-1/2"



♦ **DEM-269**  
Length: 94-1/2"



New


New



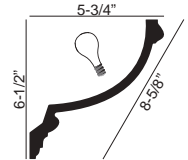
- 100% Recycled Polystyrene
  - High Impact
  - Recommended blade 10" Blade, 200 Teeth
- RPS PRODUCT information can be found on page 79

Perfect Blade for RPS & DEM Mouldings  
**RPS-10-200**  
10" Blade, 200 Teeth


All dimensions are approximate.  
**Important:** See Page 79  
For Shipping Program




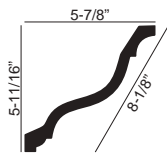
◆ **DEM-272**  
Length: 94-1/2"




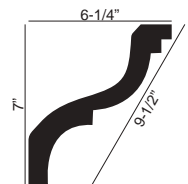
Great for  
indirect lighting



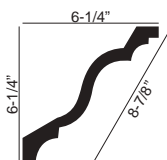
◆ **DEM-274**  
Length: 96"



◆ **DEM-277**  
Length: 96"




◆ **DEM-276**  
Length: 96"




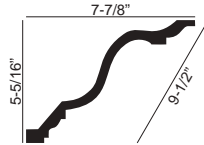
- 100% Recycled Polystyrene
  - High Impact
  - Recommended blade 10" Blade, 200 Teeth
- RPS PRODUCT information can be found on page 79

Perfect Blade for RPS & DEM Mouldings  
**RPS-10-200**  
10" Blade, 200 Teeth


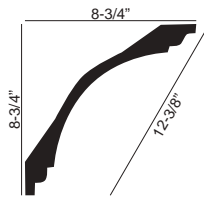
All dimensions are approximate.  
**Important:** See Page 79  
For Shipping Program




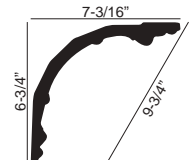
◆ **DEM-273**  
Length: 94-1/2"



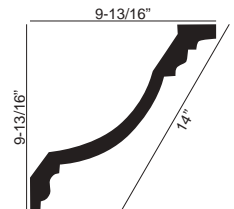
◆ **DEM-280**  
Length: 96"



◆ **DEM-275**  
Length: 96"



◆ **DEM-283**  
Length: 96"



- 100% Recycled Polystyrene
  - High Impact
  - Recommended blade 10" Blade, 200 Teeth
- RPS PRODUCT information can be found on page 79

Perfect Blade for RPS & DEM Mouldings  
**RPS-10-200**  
10" Blade, 200 Teeth

All dimensions are approximate.  
**Important:** See Page 79  
For Shipping Program






INSIDE  
**DEM-120-A**  
OUTSIDE  
**DEM-120-B**  
*Pre-mitered corners*  
Works with  
DEM-120 pg. 85



INSIDE  
**DEM-122-A**  
OUTSIDE  
**DEM-122-B**  
*Pre-mitered corners*  
Works with  
DEM-122 pg. 86



INSIDE  
**DEM-130-A**  
OUTSIDE  
**DEM-130-B**  
*Pre-mitered corners*  
Works with  
DEM-130 pg. 86



INSIDE  
**DEM-136-A**  
OUTSIDE  
**DEM-136-B**  
*Pre-mitered corners*  
Works with  
DEM-136 pg. 87



INSIDE  
**DEM-146-A**  
OUTSIDE  
**DEM-146-B**  
*Pre-mitered corners*  
Works with  
DEM-146 pg. 87



INSIDE  
**DEM-162-A**  
OUTSIDE  
**DEM-162-B**  
*Pre-mitered corners*  
Works with  
DEM-162 pg. 90



INSIDE  
**DEM-174-A**  
OUTSIDE  
**DEM-174-B**  
*Pre-mitered corners*  
Works with  
DEM-174 pg. 91




- 100% Recycled Polystyrene
  - High Impact
  - Recommended blade 10" Blade, 200 Teeth
- RPS PRODUCT information can be found on page 79

Perfect Blade for RPS & DEM Mouldings  
**RPS-10-200**  
10" Blade, 200 Teeth


All dimensions are approximate.  
**Important:** See Page 79  
For Shipping Program


Plain Corners

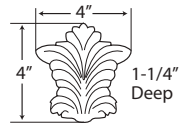


INSIDE  
**DEM-273-A**  
OUTSIDE  
**DEM-273-B**  
*Pre-mitered corners*  
Works with  
DEM-273 pg. 103

Decorative Keystone Applique



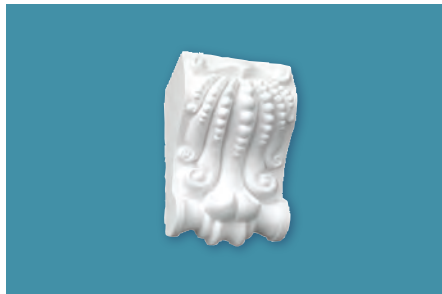
**RPS-0376-A**   
9/16" groove on back  
to accommodate  
moulding  
Works with  
RPS-0376 pg. 122



Corbels



**DEM-190A**  
3-7/8" x 2-13/16"  
x 2-3/4"  
Works with  
DEM-190 pg. 94



**DEM-190B**  
4" x 2-3/4" x 2-5/8"  
Works with  
DEM-190 pg. 94

Corbels are easily applied with our adhesive **MP-25-ADH**...10.1 oz. tube



- 100% Recycled Polystyrene
  - High Impact
  - Recommended blade 10" Blade, 200 Teeth
- RPS PRODUCT information can be found on page 79

Perfect Blade for RPS & DEM Mouldings  
**RPS-10-200**  
10" Blade, 200 Teeth

All dimensions are approximate.  
**Important:** See Page 79  
For Shipping Program



**OUTSIDE CORNER**  
**DEM-10**  
Height: 3"  
Projection: 4-1/8"

**CENTER**  
**DEM-11**  
Height: 3"  
Projection: 3"

**INSIDE CORNER**  
**DEM-12**  
Height: 3"  
Projection: 4-1/8"



**Works with our DEM Mouldings:**

DEM-105...page 84  
DEM-111...page 84  
DEM-114...page 84

**Works with our RPS Mouldings:**

RPS-0049...page 97 RPS-2210...page 97  
RPS-0189...page 97  
RPS-0207...page 96



**OUTSIDE**  
**DEM-13**  
Height: 3-3/4"  
Projection: 5"


**INSIDE**  
**DEM-14**  
Height: 3-3/4"  
Projection: 5"

**Works with our DEM Mouldings:**

DEM-120...page 85 DEM-220...page 98  
DEM-122...page 86 DEM-230...page 99  
DEM-130...page 86

**Works with our RPS Mouldings:**

RPS-0049...page 97 RPS-2210...page 97  
RPS-0189...page 97 RPS-2225...page 99  
RPS-1120...page 85



**OUTSIDE CORNER**  
**DEM-18**  
Height: 4-3/4"  
Projection: 6-3/4"

**CENTER**  
**DEM-19**  
Height: 4-3/4"  
Projection: 4-5/8"

**INSIDE CORNER**  
**DEM-20**  
Height: 4-3/4"  
Projection: 6-3/4"

**Works with our DEM Mouldings:**

DEM-132...page 86  
DEM-142...page 87  
DEM-146...page 87  
DEM-157...page 89

**Works with our RPS Mouldings:**

DEM-235...page 99 RPS-0045...page 100  
DEM-244...page 100 RPS-0183...page 99



**OUTSIDE CORNER**  
**DEM-15**  
Height: 4"  
Projection: 5-1/4"

**CENTER**  
**DEM-16**  
Height: 4"  
Projection: 4"


**INSIDE CORNER**  
**DEM-17**  
Height: 4"  
Projection: 5-1/4"

**Works with our DEM Mouldings:**

DEM-125...page 86 DEM-220...page 98  
DEM-126...page 86 DEM-230...page 99  
DEM-130...page 86  
DEM-136...page 87

**Works with our RPS Mouldings:**

RPS-0049...page 97 RPS-2210...page 97  
RPS-0183...page 99 RPS-2225...page 99



**OUTSIDE CORNER**  
**DEM-21**  
Height: 4-3/4"  
Projection: 6-1/2"

**CENTER**  
**DEM-22**  
Height: 4-3/4"  
Projection: 4-3/4"

**INSIDE CORNER**  
**DEM-23**  
Height: 4-3/4"  
Projection: 6-1/2"

**Works with our DEM Mouldings:**

DEM-125...page 86 DEM-235...page 99  
DEM-142...page 87 DEM-244...page 100  
DEM-146...page 87  
DEM-157...page 89

**Works with our RPS Mouldings:**

RPS-0045...page 100 RPS-0183...page 99

Perfect Blade for RPS & DEM Mouldings  
**RPS-10-200**...10" Blade, 200 Teeth

All dimensions are approximate.  
**Important:** See Page 79 For Shipping Program

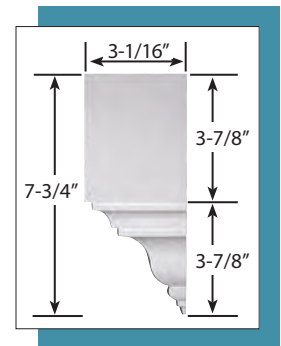
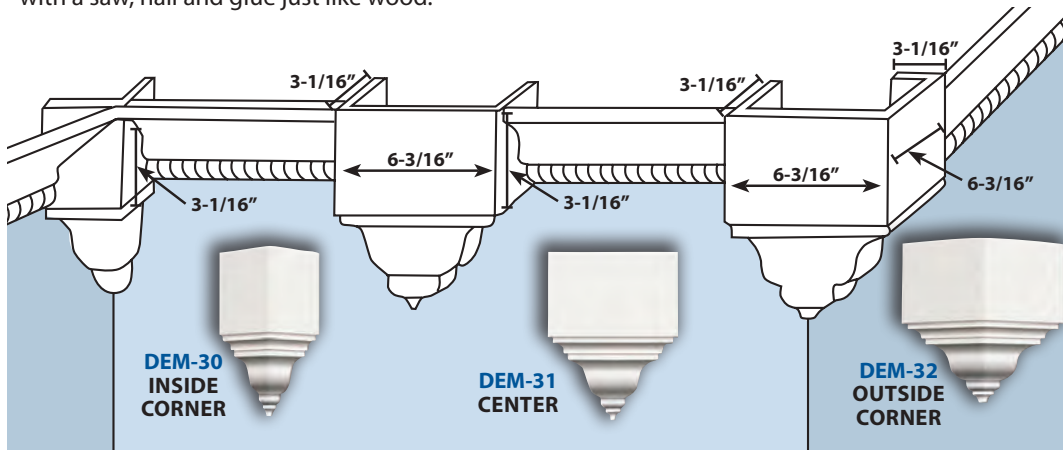




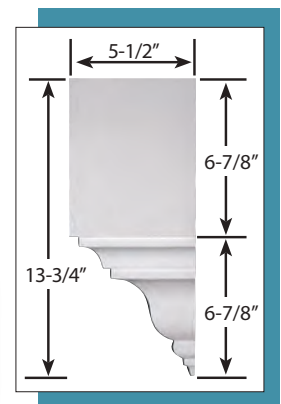
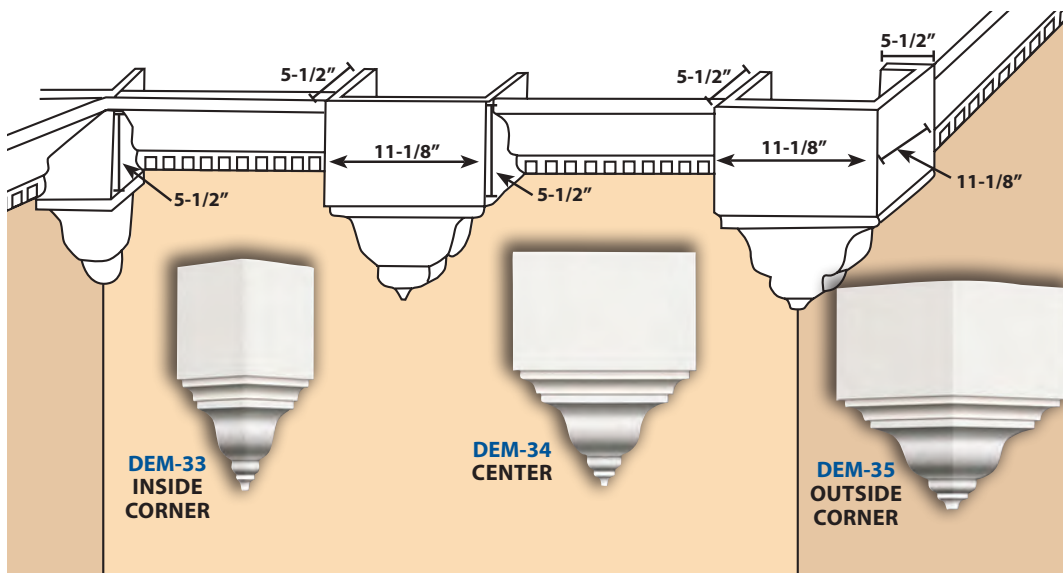
HIGH DENSITY POLYURETHANE

Our corner and center blocks allow you to install cornice mouldings quickly and easily with no need for mitering. Adding these architectural embellishments will highlight the beauty and visual appeal that crown moulding offers.

- **One piece pre-assembled, Corners & Centers.**  
*No need to construct your own center and outside corner, we've done the work for you, saving valuable time.*
- Primed and ready for paint.
- Lightweight and easy to install, corners and centers can be cut with a saw, nail and glue just like wood.



Crown Moulding cannot exceed 3-3/16" height and 3" projection  
*Many great crown options can be found on pages 89-90*



Crown Moulding cannot exceed 6-3/4" height and 5-1/2" projection  
*Many great crown options can be found on pages 89-90*

**MP-25-ADH**  
10.1 oz. tube  
**Multi-Purpose Adhesive**  
Approximate adhesive yields\*  
Mouldings 2" + Under - 60'  
Mouldings 2 - 5" - 45'  
Mouldings 5" + Over - 30'  
\*Yields are approximate and based on average conditions and installation technique.

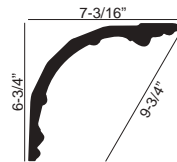
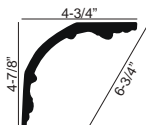
**CAULK-GUN**

All dimensions are approximate.  
Important: See Page 79 For Shipping Program



**TWO SIZES AVAILABLE**

- ◆ DEM-260
- ◆ DEM-260C
- ◆ DEM-260V



- ◆ DEM-275
- ◆ DEM-275C
- ◆ DEM-275V

**CROWN MOULDING**



◆ **DEM-260** length 96"

◆ **DEM-275** length 96"

**DECORATIVE CENTER MOULDING**



◆ **DEM-260C** length 96"

◆ **DEM-275C** length 96"

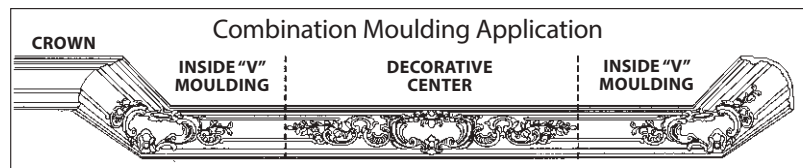
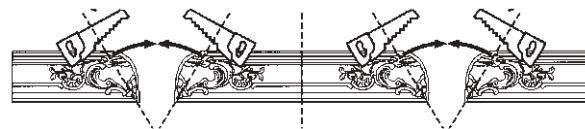

**INSIDE "V" CORNER MOULDING**



◆ **DEM-260V** length 96"

◆ **DEM-275V** length 96"

DEM-260V and DEM-275V can be mitered to create 2 inside corners



Perfect Blade for RPS & DEM Mouldings  
**RPS-10-200**...10" Blade, 200 Teeth

All dimensions are approximate.  
**Important:** See Page 79 For Shipping Program



**DEM-303**  
Length: 96"  
Design Repeat: 7/8"



**DEM-303F - Flexible**  
Length: 93"  
Design Repeat: 7/8"  
Max Radius 8"




**RPS-3305**  
Length: 96"  
Design Repeat: 1"




Corner available:  
DEM-305A, see page 115



**RPS-3307**  
Length: 96"  
Design Repeat: 2-1/4"



**DEM-311**  
Length: 94-1/2"  
Design Repeat: 2-1/2"



**DEM-313**  
Length: 94-1/2"  
Design Repeat: 10"




Corner available:  
DEM-313A, see page 115



**DEM-314**  
Length: 96"  
Design Repeat: 7"



Over Corner available:  
DEM-314A & DEM-314-L/R, see page 115



**DEM-315**  
Length: 94-1/2"  
Design Repeat: 2-3/8"



Corner available:  
DEM-315A, see page 116



- 100% Recycled Polystyrene
  - High Impact
  - Recommended blade 10" Blade, 200 Teeth
- RPS PRODUCT information can be found on page 79

Perfect Blade for RPS & DEM Mouldings  
**RPS-10-200**  
10" Blade, 200 Teeth

All dimensions are approximate.  
**Important:** See Page 79  
For Shipping Program





**RPS-3319**  
Length: 96"  
Design Repeat: 1-3/4"



**DEM-318**  
Length: 96"  
Design Repeat: 8"



**DEM-320**  
Length: 96"  
Design Repeat: 1-3/8"



**DEM-322**  
Length: 96"  
Design Repeat: 1-1/2"



**DEM-321**  
Length: 94-1/2"  
Design Repeat: 1-3/8"



**DEM-323**  
Length: 94-1/2"  
Design Repeat: 1-1/4"



**DEM-326**  
Length: 96"  
Design Repeat: 1/2"  
Dots 24 per 12"



**DEM-327**  
Length: 94-1/2"  
Design Repeat: 5-1/2"



- 100% Recycled Polystyrene
- High Impact
- Recommended blade 10" Blade, 200 Teeth


RPS PRODUCT information can be found on page 79

Perfect Blade for RPS & DEM Mouldings  
**RPS-10-200**  
10" Blade, 200 Teeth

All dimensions are approximate.  
**Important:** See Page 79  
For Shipping Program



POLYURETHANE DEM MOULDINGS • POLYSTYRENE RPS MOULDINGS



**DEM-330**  
Length: 96"  
Design Repeat: 3/4"



**DEM-328**  
Length: 96"  
Design Repeat: 7"



**DEM-331**  
Length: 94-1/2"  
Design Repeat: 1-3/4"



Corner available:  
DEM-331A, see page 116




**DEM-332**  
Length: 96"  
Design Repeat: 5"



**DEM-338**  
Length: 96"  
Design Repeat: 3/4"



**New!**



**DEM-336**  
Length: 94-1/2"  
Design Repeat: 4"



Corner available:  
DEM-336A, see page 116



- 100% Recycled Polystyrene
  - High Impact
  - Recommended blade 10" Blade, 200 Teeth
- RPS PRODUCT information can be found on page 79


Perfect Blade for RPS & DEM Mouldings  
**RPS-10-200**  
10" Blade, 200 Teeth

All dimensions are approximate.  
**Important:** See Page 79  
For Shipping Program



Matches LWM135

**ASTRAGAL**  
**RPS-0167**  
Length: 96"



**BASE CAP**  
**RPS-0234**  
Length: 96"



Matches WM164

**BASE CAP**  
**RPS-0164** (8 ft.)  
♦ **RPS-0164-12** (12 ft.)



**BASE CAP**  
**RPS-0282**  
Length: 96"



Corner available:  
DEM-400A, see page 117

**RPS-4400**  
Length: 96"



Corners available:  
DEM-405B, C, D, F, see page 117

**RPS-4405**  
Length: 96"



Corner available:  
DEM-410A, see page 117

**RPS-4410**  
Length: 96"



Corners available:  
DEM-415A, DEM-415B, see page 117

**DEM-415**  
Length: 94-1/2"




- 100% Recycled Polystyrene
- High Impact
- Recommended blade 10" Blade, 200 Teeth

RPS PRODUCT information can be found on page 79

Perfect Blade for RPS & DEM Mouldings  
**RPS-10-200**  
10" Blade, 200 Teeth

All dimensions are approximate.  
**Important:** See Page 79  
For Shipping Program





**DEM-416**  
Length: 94-1/2"



**RPS-0390**  
Length: 96"



Matches WM390



**DEM-425**  
Length: 94-1/2"




**DEM-419**  
Length: 94-1/2"



Corner available:  
DEM-419A, see page 117



**DEM-420**  
Length: 94-1/2"



**RPS-0298**  
Length: 96"



Matches WM298



- 100% Recycled Polystyrene
  - High Impact
  - Recommended blade 10" Blade, 200 Teeth
- RPS PRODUCT information can be found on page 79

Perfect Blade for RPS & DEM Mouldings  
**RPS-10-200**  
10" Blade, 200 Teeth

All dimensions are approximate.  
**Important:** See Page 79  
For Shipping Program


# Mitreless Cover & Butt Joint Corner

## *The 90° Mitreless Corner Cover & 180° Mitreless Straight Cover*

These products are decorative and designed to eliminate mitering and butt joints. The covers will hide any imperfections on moulding edges and save time on installation.



Our corners allow for miscuts up to 1/4"



## *The 90° Butt Joint Corner & 180° Straight Butt Joint*

When two ends of material are joined by butting them together using adhesive and caulk or other type of filler. These items need to have a tight fit and may require sanding, build up and caulking.



All dimensions are approximate.  
Important: See Page 79 For Shipping Program



**RPS-3305**  
1-1/4" x 3/8" x 96"



**90° BUTT JOINT CORNER**  
**DEM-305A**  
8-1/2" x 8-1/2"



**DEM-313**  
1-5/8" x 1-1/8" x 94-1/2"



**90° BUTT JOINT CORNER**  
**DEM-313A**  
8-7/8" x 8-7/8"



**DEM-314**  
1-7/8" x 3/4" x 96"



**90° MITRELESS CORNER COVER**  
**DEM-314A**  
14-1/4" x 14-1/4"



*Shown with DEM-314A*



**90° MITRELESS CORNER COVER**  
**DEM-314-L/R**  
16" W x 18" H  
Left and Right

All dimensions are approximate.  
**Important:** See Page 79 For Shipping Program

Phone: 1.800.835.4400 • Fax: 1.800.835.4403





**DEM-315**

1-7/8" x 3/4" x 94-1/2"



90° BUTT JOINT CORNER

**DEM-315F**

12-3/4" x 12-3/4" x 3/4"



90° BUTT JOINT CORNER

**DEM-315A**

10-1/2" x 11"



◀ ROSETTE

**DEM-315D**

2-1/2" Dia.  
x 1/2" Thick



90° BUTT JOINT CORNER

**DEM-315E**

10" x 10" x 3/4"



90° BUTT JOINT CORNER


**DEM-315C**

9-7/8" x 9-7/8" x 3/4"



**DEM-320**

2" x 7/8" x 96"



90° MITRELESS CORNER COVER

**DEM-320A**

9" x 9" x 1-1/4"



**DEM-321**

2-3/8" x 3/4" x 94-1/2"



90° BUTT JOINT CORNER

**DEM-321A**

10-1/4" x 10-1/4"



**DEM-331**

3-1/8" x 3/4" x 94-1/2"



90° BUTT JOINT CORNER ▶

**DEM-331B**

16-1/8" x 16-1/8"



**DEM-336**

4" x 1-1/4" x 96"



90° MITRELESS CORNER COVER

**DEM-336A**

11-3/8" x 11-3/8"



◀ 90° BUTT JOINT CORNER

**DEM-331A**

19-7/8" x 19-7/8"

All dimensions are approximate.  
Important: See Page 79 For Shipping Program



**RPS-4400**  
1-5/8" x 11/16" x 96"



Hand Carved Wood  
**< 90° MITRELESS CORNER COVER DEM-400-E**  
3" x 3"

**180° MITRELESS > CORNER COVER DEM-400-F**  
3-1/4" x 2-3/4"




**< 90° BUTT JOINT CORNER DEM-400A**  
5-1/16" x 5-1/16"

**90° BUTT > JOINT CORNER DEM-400B**  
7-3/8" x 7-3/8"



**RPS-4410**  
1-5/8" x 1/2" x 96"

**90° BUTT > JOINT CORNER DEM-410A**  
7-3/4" x 7-3/4"



**RPS-4405**  
1-1/2" x 5/8" x 96"



**< 90° MITRELESS CORNER COVER DEM-405D**  
9" x 9"

**90° MITRELESS > CORNER COVER DEM-405-E**  
3-1/8" x 3-1/8"



**< 180° MITRELESS STRAIGHT COVER DEM-405-F**  
3-1/4" x 2-3/4"

**180° BUTT > JOINT CORNER DEM-405C**  
6-1/8" x 6-1/8"



**< 180° STRAIGHT BUTT JOINT DEM-405B**  
9-1/4" x 4-3/8"



**DEM-415**  
2" x 5/8" x 94-1/2"



**90° MITRELESS CORNER COVER DEM-415A**  
10" x 10"



**180° MITRELESS STRAIGHT COVER DEM-415B**  
15" x 4"



**DEM-419**  
2-9/16" x 13/16" x 94-1/2"




**90° MITRELESS CORNER COVER DEM-419A**  
11-3/8" x 11-3/8"



*Shown with DEM-400A*

All dimensions are approximate.  
**Important:** See Page 79 For Shipping Program

Phone: 1.800.835.4400 • Fax: 1.800.835.4403



**DEM-381**  
Length: 94-1/2"  
Design Repeat: 3"



**DEM-333**  
Length: 94-1/2"  
Design Repeat: 6-1/4"



**DEM-334**  
Length: 96"  
Design Repeat: 12"



**DEM-335**  
Length: 94-1/2"  
Design Repeat: 19"



**DEM-384**  
Length: 96"  
Design Repeat: 7"



**DEM-385**  
Length: 96"  
Design Repeat: 5"



- 100% Recycled Polystyrene
  - High Impact
  - Recommended blade 10" Blade, 200 Teeth
- RPS PRODUCT information can be found on page 79

Perfect Blade for RPS & DEM Mouldings  
**RPS-10-200**  
10" Blade, 200 Teeth

All dimensions are approximate.  
**Important:** See Page 79  
For Shipping Program





**DEM-390**  
Length: 96"  
Design Repeat: 12"



**DEM-392**  
Length: 96"  
Design Repeat: 5-1/8"



**DEM-395**  
Length: 96"  
Design Repeat: 16"



**DEM-397**  
Length: 96"  
Design Repeat: 1"



**DEM-398**  
Length: 96"  
Design Repeat: 2"




- 100% Recycled Polystyrene
  - High Impact
  - Recommended blade 10" Blade, 200 Teeth
- RPS PRODUCT information can be found on page 79

Perfect Blade for RPS & DEM Mouldings  
**RPS-10-200**  
10" Blade, 200 Teeth


All dimensions are approximate.  
**Important:** See Page 79  
For Shipping Program




**SHOE MOULDING**  
**RPS-0127-07**  
Length: 96"




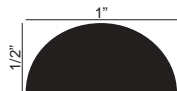
**HALF ROUND**  
**RPS-0052** (8 ft.)  
♦ **RPS-0052-12** (12 ft.)



**QUARTER ROUND**  
**RPS-0105** (8 ft.)  
♦ **RPS-0105-12** (12 ft.)



**HALF ROUND**  
**RPS-0120** (8 ft.)  
♦ **RPS-0120-12** (12 ft.)



- 100% Recycled Polystyrene
  - High Impact
  - Recommended blade 10" Blade, 200 Teeth
- RPS PRODUCT information can be found on page 79

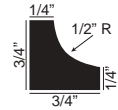
Perfect Blade for RPS & DEM Mouldings  
**RPS-10-200**  
10" Blade, 200 Teeth

All dimensions are approximate.


**Important:** See Page 79  
For Shipping Program



SCOTIA MOULDING  
RPS-0093 (8 ft.)  
♦ RPS-0093-12 (12 ft.)



DOOR STOP  
RPS-0935  
Length: 96"



ANGLE MOULDING  
RPS-2205 (8 ft.)  
♦ RPS-2205-12 (12 ft.)



- 100% Recycled Polystyrene
  - High Impact
  - Recommended blade 10" Blade, 200 Teeth
- RPS PRODUCT information can be found on page 79

Perfect Blade for RPS & DEM Mouldings  
RPS-10-200  
10" Blade, 200 Teeth

All dimensions are approximate.  
**Important:** See Page 79  
For Shipping Program





**RPS-0493-07**  
Length: 96"  
for 1/2" board



**RPS-0491-07**  
Length: 96"  
for 3/8" board



**RPS-0376**  
Length: 96"



Matches WM376



**RPS-0327**  
Length: 96"



Matches WM327



**RPS-0361**  
Length: 96"



Matches WM361



**CAP/BACKBAND**  
**RPS-0492-07**  
Length: 96" for 3/8" board



- 100% Recycled Polystyrene
  - High Impact
  - Recommended blade 10" Blade, 200 Teeth
- RPS PRODUCT information can be found on page 79

Perfect Blade for RPS & DEM Mouldings  
**RPS-10-200**  
10" Blade, 200 Teeth

All dimensions are approximate.  
**Important:** See Page 79  
For Shipping Program



POLYURETHANE DEM MOULDINGS • POLYSTYRENE RPS MOULDINGS



**DEM-430**  
Length: 94-1/2"



**DEM-394**  
Length: 96"  
Design Repeat: 1-1/2"



**RPS-0299**  
Length: 96"



Matches RB3




**DEM-396**  
Length: 96"



- 100% Recycled Polystyrene
  - High Impact
  - Recommended blade 10" Blade, 200 Teeth
- RPS PRODUCT information can be found on page 79

Perfect Blade for RPS & DEM Mouldings  
**RPS-10-200**  
10" Blade, 200 Teeth

All dimensions are approximate.  
**Important:** See Page 79  
For Shipping Program



**RPS-0431**  
Length: 96"



**DEM-435**  
**DEM-435-F - Flexible**  
Length: 94-1/2"  
10" Max Radius  
on Flexible



**RPS-4440**  
Length: 96"



**RPS-4450**  
Length: 96"



**RPS-4455**  
Length: 96"



**RPS-4475**  
Length: 96"



Matches WM163E



- 100% Recycled Polystyrene
  - High Impact
  - Recommended blade 10" Blade, 200 Teeth
- RPS PRODUCT information can be found on page 79

Perfect Blade for RPS & DEM Mouldings  
**RPS-10-200**  
10" Blade, 200 Teeth

All dimensions are approximate.  
**Important:** See Page 79  
For Shipping Program






**RPS-4887-PVC**  
Length: 96"  
Material: PVC



Fits Over Max 5" H x 9/16" Proj.



**RPS-4870**  
Length: 96"



- 100% Recycled Polystyrene
  - High Impact
  - Recommended blade 10" Blade, 200 Teeth
- RPS PRODUCT information can be found on page 79

Perfect Blade for RPS & DEM Mouldings  
**RPS-10-200**  
10" Blade, 200 Teeth

All dimensions are approximate.  
**Important:** See Page 79  
For Shipping Program

# Flexible "Made To Fit" Mouldings

Achieve Radii Never Before Possible- Available In 6 Ft. to 12 Ft. Lengths in even 1 Ft. Increments

## IMPORTANT NOTES:

1. Material should be removed from box and stored flat when received. Allow it to come to room temperature 24 hours prior to installation.
2. For best results, the use of construction type adhesive in addition to pneumatic pin nailing is recommended. Use of tape or clamps may be helpful in securing the material in position while adhesives bond.
3. "Made-To-Fit" mouldings can be cut, shaped or sanded using normal woodworking equipment.
4. The use of water based stain such as Miniwax works well. Apply with brush or rag and wipe off. Additional coats may be applied if necessary to match wood. Be sure to allow first coat to dry completely before applying more stain. Finish with clear coat after staining.
5. All paints work well. Best results are seen when a primer coat is applied. When using Alkyd Enamels or Oil based Enamels a water base or Latex undercoat is required. Never paint before installation. The material is flexible and the paint may crack during installation.

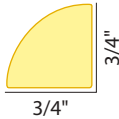
**\*PLEASE NOTE: Flexible Mouldings May Shrink Up To 2% During Manufacturing (slightly more on larger profiles) in Size Compared To Rigid Mouldings.**

**FLEXIBLE MOULDINGS ARE A NON-STOCK ITEM & HAVE A 3 WEEK LEAD TIME. EACH PIECE IS CUSTOM MADE, AND DEPENDING ON APPLICATION, RADIUS INFORMATION AND OR TEMPLATES MAY BE REQUIRED.**

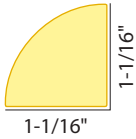
### T-WM108



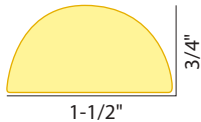
### T-WM105



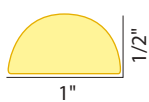
### T-WM103



### C-NJ714




### T-WM120



### C-BB6



### C-SM425

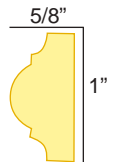


### DEM-303 - 96"

Must be purchased in full length pieces

### DEM-303F - Flexible - 93"

Must be purchased in full length pieces

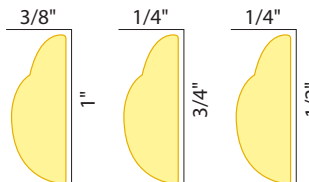


Max Radius 8"  
Design Repeat: 7/8"

### DE-903 (1"W x 3/8" Thick)

### DE-904 (3/4"W x 1/4" Thick)

### DE-905 (1/2"W x 1/4" Thick)



Part #	Description
A-2	2 oz. Adhesive (Approx 50' med bead)
AA-2	2 oz. Adhesive Accelerator (Approx 150' Coverage)

**SEE MORE OPTIONS ONLINE**

**3/4" THICK**

### T-1X225 (3/4" x 2-1/4")

### T-WM1X4 (3/4" x 3-1/2")

### T-WM1X5 (3/4" x 4-1/2")

### T-WM1X6 (3/4" x 5-1/2")

### T-WM1X8 (3/4" x 7-1/4")



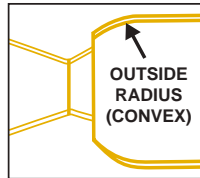
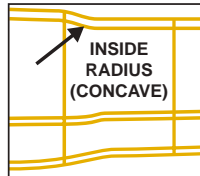
**\* BECAUSE EACH PIECE IS MADE TO ORDER, THESE MOULDINGS ARE NON-RETURNABLE.**

Architectural Products by Outwater L.L.C. • [www.outwater.com](http://www.outwater.com)

## Concave (Inside) / Convex (Outside)

### Radius Applications:

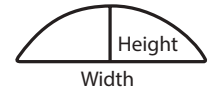
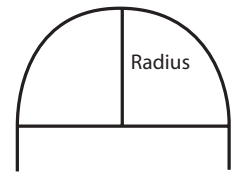
Although radius information may not be required for this application, profiles can not achieve a tighter radius than 3 times the width of the moulding. Example: A 3" wide moulding can achieve a radius of no tighter than 9". Attempting to do so may result in cracking.



### Casing Applications:

#### Half Round:

When ordering half circle radius casing, measure the distance across the opening at the widest point. This is the diameter of the circle (see diagram). The radius (height) dimension should be one half the length of the diameter. Specify the radius on your order.



#### Eyebrow:

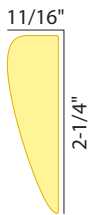
When ordering arches or arcs (also called eyebrows or sectionals), measure the height and width of the arch (see diagram). Specify these dimensions when ordering. Templates must be furnished when ordering elliptical and oval casings.

#### Elliptical:

Template required.



**T-WM327**




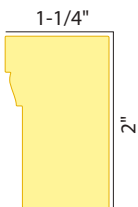
**T-WM376**




**T-SL311**



**T-WM180**



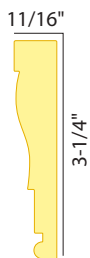
**T-WM493**




**T-WM356**



**T-WM445**



**T-RB300**



*Please Inquire for our Powder Coated Balusters*

**SEE MORE OPTIONS ONLINE**

**\* BECAUSE EACH PIECE IS MADE TO ORDER, THESE MOULDINGS ARE NON-RETURNABLE.**

Phone: 1.800.835.4400 • Fax: 1.800.835.4403





*The Resin Artisan Collection is an exquisite line of ornamentation products born of a hybrid technology. Hardwood Maples & Resins are combined to achieve the most intricate & crisp detailing available.*

*These products are as easy to work with as wood while having several advantages over wood alone.*

*The hybrid technology allows for consistent density without knots, warping or cupping.*

*All standard woodworking tools & glues can be used just as with wood.*

*The non-porous resin absorbs stains evenly, resulting in a beautifully uniform finish & color.*

*Experience the exquisite detailing & easy to work with material of The Resin Artisan Collection.*

- Hybrid Technology
- Consistency of Material & Finish
- Ease of Use
- Unparalleled Detailing
- Over 1300 Castings/Designs
- Endless Applications











## FRIEZE & CROWN MOULDINGS



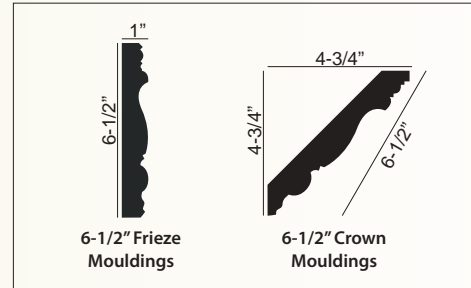
**FRIEZE**  
**42-1-430A-1-FRZ**

Top Repeat: 3-3/4"  
Bottom Repeat: 1-3/4"  
Thickness: 1"  
Width: 6-1/2"

**CROWN**  
**51-430A-1-MLD**

Top Repeat: 3-3/4"  
Bottom Repeat: 1-3/4"  
Thickness: 1"  
Width: 6-1/2"

- The Design & Detail of these mouldings are made from a mixture of polymers, contoured onto a Hardwood substrate.
- Can be painted with any quality latex or oil based product. When staining, use a non-penetrating gel stain.
- Mouldings are available in 5 ft. and 10 ft. lengths.



**FRIEZE**  
**42-2-430A-2-FRZ**

Top Repeat: 3-3/4"  
Bottom Repeat: 7-1/2"  
Thickness: 1"  
Width: 6-1/2"

**CROWN**  
**51-430A-2-MLD**

Top Repeat: 3-3/4"  
Bottom Repeat: 7-1/2"  
Thickness: 1"  
Width: 6-1/2"



**FRIEZE**  
**42-3-430A-3-FRZ**

Top Repeat: 3-3/4"  
Bottom Repeat: 11-1/4"  
Thickness: 1"  
Width: 6-1/2"

**CROWN**  
**51-430A-3-MLD**

Top Repeat: 3-3/4"  
Bottom Repeat: 11-1/4"  
Thickness: 1"  
Width: 6-1/2"



**FRIEZE**  
**42-4-430A-4-FRZ**

Top Repeat: 3-3/4"  
Bottom Repeat: 4-1/2"  
Thickness: 1"  
Width: 6-1/2"

**CROWN**  
**51-430A-4-MLD**

Top Repeat: 3-3/4"  
Bottom Repeat: 4-1/2"  
Thickness: 1"  
Width: 6-1/2"



**FRIEZE**  
**42-5-430A-5-FRZ**

Top Repeat: 3-3/4"  
Bottom Repeat: 1-1/4"  
Thickness: 1"  
Width: 6-1/2"

**CROWN**  
**51-430A-5-MLD**

Top Repeat: 3-3/4"  
Bottom Repeat: 1-1/4"  
Thickness: 1"  
Width: 6-1/2"

## FRIEZE & CROWN MOULDINGS

- The Design & Detail of these mouldings are made from a mixture of polymers, contoured onto a Hardwood substrate.
- Can be painted with any quality latex or oil based product. When staining, use a non-penetrating gel stain.
- Mouldings are available in 5 ft. and 10 ft. lengths.



**FRIEZE**  
**42-6-430A-6-FRZ**

Top Repeat: 3-3/4"  
Bottom Repeat: 7"  
Thickness: 1"  
Width: 6-1/2"

**CROWN**  
**51-430A-6-MLD**

Top Repeat: 3-3/4"  
Bottom Repeat: 7"  
Thickness: 1"  
Width: 6-1/2"



**FRIEZE**  
**42-7-430A-7-FRZ**

Top Repeat: 3-3/4"  
Bottom Repeat: 1-1/4"  
Thickness: 1"  
Width: 6-1/2"

**CROWN**  
**51-430A-7-MLD**

Top Repeat: 3-3/4"  
Bottom Repeat: 1-1/4"  
Thickness: 1"  
Width: 6-1/2"



**FRIEZE**  
**42-8-430A-8-FRZ**

Top Repeat: 3-3/4"  
Bottom Repeat: 1-1/4"  
Thickness: 1"  
Width: 6-1/2"

**CROWN**  
**51-430A-8-MLD**

Top Repeat: 3-3/4"  
Bottom Repeat: 1-1/4"  
Thickness: 1"  
Width: 6-1/2"

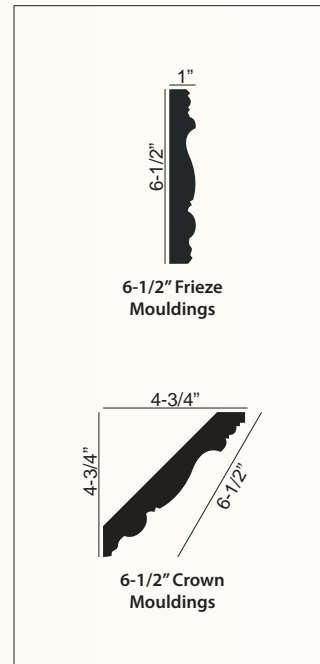


**FRIEZE**  
**42-9-430A-9-FRZ**

Top Repeat: 3-3/4"  
Bottom Repeat: 1-1/2"  
Thickness: 1"  
Width: 6-1/2"

**CROWN**  
**51-430A-9-MLD**

Top Repeat: 3-3/4"  
Bottom Repeat: 1-1/2"  
Thickness: 1"  
Width: 6-1/2"





## FRIEZE & CROWN MOULDINGS



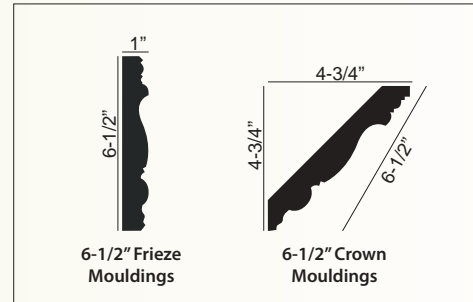
**FRIEZE**  
**42-1-430B-1-FRZ**

Top Repeat: 4-7/8"  
Bottom Repeat: 1-3/4"  
Thickness: 1"  
Width: 6-1/2"

**CROWN**  
**51-430B-1-MLD**

Top Repeat: 4-7/8"  
Bottom Repeat: 1-3/4"  
Thickness: 1"  
Width: 6-1/2"

- The Design & Detail of these mouldings are made from a mixture of polymers, contoured onto a Hardwood substrate.
- Can be painted with any quality latex or oil based product. When staining, use a non-penetrating gel stain.
- Mouldings are available in 5 ft. and 10 ft. lengths.



**FRIEZE**  
**42-2-430B-2-FRZ**

Top Repeat: 4-7/8"  
Bottom Repeat: 7-1/2"  
Thickness: 1"  
Width: 6-1/2"

**CROWN**  
**51-430B-2-MLD**

Top Repeat: 4-7/8"  
Bottom Repeat: 7-1/2"  
Thickness: 1"  
Width: 6-1/2"



**FRIEZE**  
**42-3-430B-3-FRZ**

Top Repeat: 4-7/8"  
Bottom Repeat: 11-1/4"  
Thickness: 1"  
Width: 6-1/2"

**CROWN**  
**51-430B-3-MLD**

Top Repeat: 4-7/8"  
Bottom Repeat: 11-1/4"  
Thickness: 1"  
Width: 6-1/2"



**FRIEZE**  
**42-4-430B-4-FRZ**

Top Repeat: 4-7/8"  
Bottom Repeat: 4-1/2"  
Thickness: 1"  
Width: 6-1/2"

**CROWN**  
**51-430B-4-MLD**

Top Repeat: 4-7/8"  
Bottom Repeat: 4-1/2"  
Thickness: 1"  
Width: 6-1/2"



**FRIEZE**  
**42-5-430B-5-FRZ**

Top Repeat: 4-7/8"  
Bottom Repeat: 1-1/4"  
Thickness: 1"  
Width: 6-1/2"

**CROWN**  
**51-430B-5-MLD**

Top Repeat: 4-7/8"  
Bottom Repeat: 1-1/4"  
Thickness: 1"  
Width: 6-1/2"



## FRIEZE & CROWN MOULDINGS



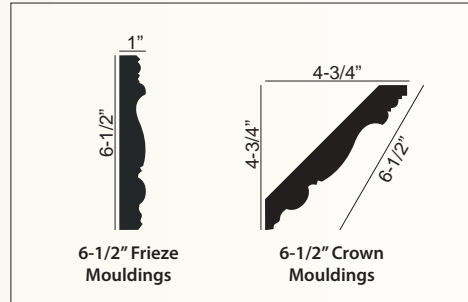
**FRIEZE**  
**42-1-430E-1-FRZ**

Top Repeat: 11"  
Bottom Repeat: 1-3/4"  
Thickness: 1"  
Width: 6-1/2"

**CROWN**  
**51-430E-1-MLD**

Top Repeat: 11"  
Bottom Repeat: 1-3/4"  
Thickness: 1"  
Width: 6-1/2"

- The Design & Detail of these mouldings are made from a mixture of polymers, contoured onto a Hardwood substrate.
- Can be painted with any quality latex or oil based product. When staining, use a non-penetrating gel stain.
- Mouldings are available in 5 ft. and 10 ft. lengths.



**FRIEZE**  
**42-2-430E-2-FRZ**

Top Repeat: 11"  
Bottom Repeat: 7-1/2"  
Thickness: 1"  
Width: 6-1/2"

**CROWN**  
**51-430E-2-MLD**

Top Repeat: 11"  
Bottom Repeat: 7-1/2"  
Thickness: 1"  
Width: 6-1/2"



**FRIEZE**  
**42-3-430E-3-FRZ**

Top Repeat: 11"  
Bottom Repeat: 11-1/4"  
Thickness: 1"  
Width: 6-1/2"

**CROWN**  
**51-430E-3-MLD**

Top Repeat: 11"  
Bottom Repeat: 11-1/4"  
Thickness: 1"  
Width: 6-1/2"



**FRIEZE**  
**42-4-430E-4-FRZ**

Top Repeat: 11"  
Bottom Repeat: 4-1/2"  
Thickness: 1"  
Width: 6-1/2"

**CROWN**  
**51-430E-4-MLD**

Top Repeat: 11"  
Bottom Repeat: 4-1/2"  
Thickness: 1"  
Width: 6-1/2"



**FRIEZE**  
**42-5-430E-5-FRZ**

Top Repeat: 11"  
Bottom Repeat: 1-1/4"  
Thickness: 1"  
Width: 6-1/2"

**CROWN**  
**51-430E-5-MLD**

Top Repeat: 11"  
Bottom Repeat: 1-1/4"  
Thickness: 1"  
Width: 6-1/2"

## FRIEZE & CROWN MOULDINGS



**FRIEZE**  
**42-6-430E-6-FRZ**

Top Repeat: 11"  
Bottom Repeat: 7"  
Thickness: 1"  
Width: 6-1/2"

**CROWN**  
**51-430E-6-MLD**

Top Repeat: 11"  
Bottom Repeat: 7"  
Thickness: 1"  
Width: 6-1/2"

- The Design & Detail of these mouldings are made from a mixture of polymers, contoured onto a Hardwood substrate.
- Can be painted with any quality latex or oil based product. When staining, use a non-penetrating gel stain.
- Mouldings are available in 5 ft. and 10 ft. lengths.

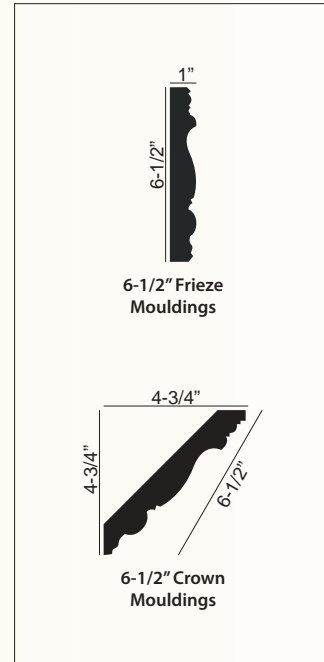


**FRIEZE**  
**42-7-430E-7-FRZ**

Top Repeat: 11"  
Bottom Repeat: 1-1/4"  
Thickness: 1"  
Width: 6-1/2"

**CROWN**  
**51-430E-7-MLD**

Top Repeat: 11"  
Bottom Repeat: 1-1/4"  
Thickness: 1"  
Width: 6-1/2"



**FRIEZE**  
**42-8-430E-8-FRZ**

Top Repeat: 11"  
Bottom Repeat: 1-1/4"  
Thickness: 1"  
Width: 6-1/2"

**CROWN**  
**51-430E-8-MLD**

Top Repeat: 11"  
Bottom Repeat: 1-1/4"  
Thickness: 1"  
Width: 6-1/2"



**FRIEZE**  
**42-9-430E-9-FRZ**

Top Repeat: 11"  
Bottom Repeat: 1-1/2"  
Thickness: 1"  
Width: 6-1/2"

**CROWN**  
**51-430E-9-MLD**

Top Repeat: 11"  
Bottom Repeat: 1-1/2"  
Thickness: 1"  
Width: 6-1/2"



## FRIEZE & CROWN MOULDINGS



**FRIEZE**  
**42-6-440E-6-FRZ**

Top Repeat: 8"  
Bottom Repeat: 7"  
Thickness: 1-1/4"  
Width: 7-1/2"

**CROWN**  
**51-440E-6-MLD**

Top Repeat: 8"  
Bottom Repeat: 7"  
Thickness: 1-1/4"  
Width: 7-1/2"

- The Design & Detail of these mouldings are made from a mixture of polymers, contoured onto a Hardwood substrate.
- Can be painted with any quality latex or oil based product. When staining, use a non-penetrating gel stain.
- Mouldings are available in 5 ft. and 10 ft. lengths.

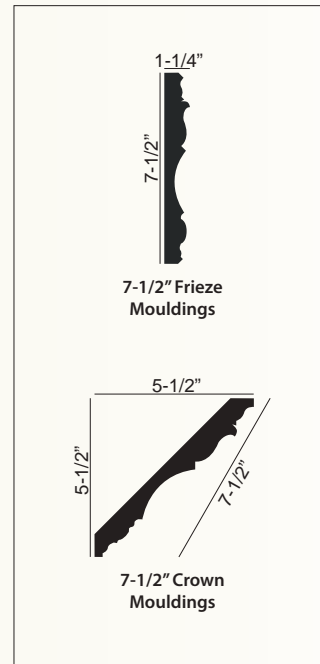


**FRIEZE**  
**42-7-440E-7-FRZ**

Top Repeat: 8"  
Bottom Repeat: 1-1/4"  
Thickness: 1-1/4"  
Width: 7-1/2"

**CROWN**  
**51-440E-7-MLD**

Top Repeat: 8"  
Bottom Repeat: 1-1/4"  
Thickness: 1-1/4"  
Width: 7-1/2"



**FRIEZE**  
**42-8-440E-8-FRZ**

Top Repeat: 8"  
Bottom Repeat: 1-1/4"  
Thickness: 1-1/4"  
Width: 7-1/2"

**CROWN**  
**51-440E-8-MLD**

Top Repeat: 8"  
Bottom Repeat: 1-1/4"  
Thickness: 1-1/4"  
Width: 7-1/2"



**FRIEZE**  
**42-9-440E-9-FRZ**

Top Repeat: 8"  
Bottom Repeat: 1-1/2"  
Thickness: 1-1/4"  
Width: 7-1/2"

**CROWN**  
**51-440E-9-MLD**

Top Repeat: 8"  
Bottom Repeat: 1-1/2"  
Thickness: 1-1/4"  
Width: 7-1/2"





## WOOD MOULDINGS

NO TWO TREES GROW ALIKE. THAT IS WHY OUTWATER CAREFULLY SELECTS WOOD WITHOUT KNOTS, VOIDS, OR MINERAL STREAKS WHEN PRODUCING MOULDINGS.

OUR HIGH-END DECORATIVE SERIES REFLECTS THE SKILL AND CRAFTSMANSHIP UNMATCHED BY ANYONE IN THE INDUSTRY. THESE SOLID WOOD MOULDINGS ARE PRE-SANDED AND READY FOR STAIN. TO ENSURE YOU RECEIVE THE BEST QUALITY, EACH PIECE IS INSPECTED BEFORE AND AFTER CARVING. EXPLORE OUR BEAUTIFUL COLLECTION OF WOOD MOULDING.



## THE WOOD PLUS COLLECTION

Mouldings are available in 8 FT. lengths

The design & detail of these mouldings is made from a mixture of polymers, contoured onto a soft wood substrate similar to pine.

- Installs with standard woodworking tools.
- Can be painted/stained, using a non-penetrating gel stain.

### CROWNS



Shown: Inside Corner (WPC-109-IC)

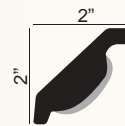
12" x 12"  
Inside/Outside Corners  
Also Available  
unless otherwise noted



Shown: Inside Corner (WPC-109-OC)

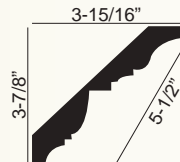


Corners are not available in this item



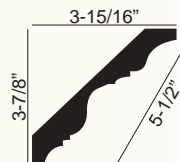
**EGG & DART**  
**CWM-2-C**

3" x 7/8"  
Design Repeat: 3"



**WPC-100**  
**INSIDE CORNER**  
**WPC-100-IC**  
**OUTSIDE CORNER**  
**WPC-100-OC**

Design Repeat: 1-3/4"  
Thickness: 7/8"



**WPC-103**  
**INSIDE CORNER**  
**WPC-103-IC**  
**OUTSIDE CORNER**  
**WPC-103-OC**

Design Repeat: 2-3/8"  
Thickness: 7/8"



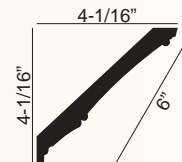
## THE WOOD PLUS COLLECTION

Mouldings are available in 8 FT. lengths

The design & detail of these mouldings is made from a mixture of polymers, contoured onto a soft wood substrate similar to pine.

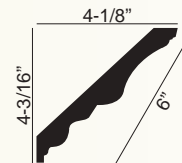
- Installs with standard woodworking tools.
- Can be painted/stained, using a non-penetrating gel stain.

### CROWNS



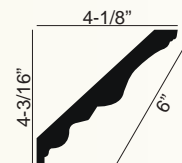
**WPC-106**  
**INSIDE CORNER**  
**WPC-106-IC**  
**OUTSIDE CORNER**  
**WPC-106-OC**

Design Repeat: 7-1/2"  
 Thickness: 3/4"



**WPC-109**  
**INSIDE CORNER**  
**WPC-109-IC**  
**OUTSIDE CORNER**  
**WPC-109-OC**

Design Repeat: 4-5/16"  
 Thickness: 7/8"



**WPC-112**  
**INSIDE CORNER**  
**WPC-112-IC**  
**OUTSIDE CORNER**  
**WPC-112-OC**

Design Repeat: 4-5/16"  
 Thickness: 7/8"



**WPC-115**  
**INSIDE CORNER**  
**WPC-115-IC**  
**OUTSIDE CORNER**  
**WPC-115-OC**

Design Repeat: 4-5/16"  
 Thickness: 7/8"



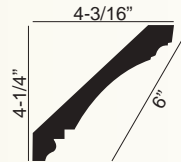
## THE WOOD PLUS COLLECTION

Mouldings are available in 8 FT. lengths

The design & detail of these mouldings is made from a mixture of polymers, contoured onto a soft wood substrate similar to pine.

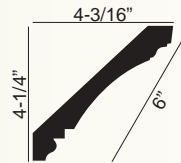
- Installs with standard woodworking tools.
- Can be painted/stained, using a non-penetrating gel stain.

### CROWNS



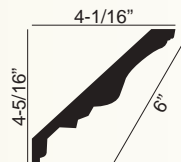
**WPC-118**  
**INSIDE CORNER**  
**WPC-118-IC**  
**OUTSIDE CORNER**  
**WPC-118-OC**

Design Repeat: 12-3/16"  
 Thickness: 7/8"



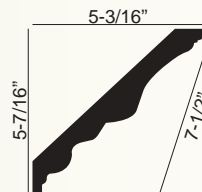
**WPC-121**  
**INSIDE CORNER**  
**WPC-121-IC**  
**OUTSIDE CORNER**  
**WPC-121-OC**

Design Repeat: 7-1/16"  
 Thickness: 7/8"



**WPC-124**  
**INSIDE CORNER**  
**WPC-124-IC**  
**OUTSIDE CORNER**  
**WPC-124-OC**

Design Repeat: 4-5/16"  
 Thickness: 7/8"



**WPC-127**  
**INSIDE CORNER**  
**WPC-127-IC**  
**OUTSIDE CORNER**  
**WPC-127-OC**

Design Repeat: 5-7/8"  
 Thickness: 1-1/8"

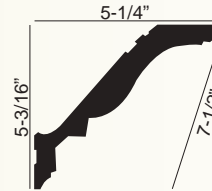
## THE WOOD PLUS COLLECTION

Mouldings are available in 8 FT. lengths

The design & detail of these mouldings is made from a mixture of polymers, contoured onto a soft wood substrate similar to pine.

- Installs with standard woodworking tools.
- Can be painted/stained, using a non-penetrating gel stain.

### CROWNS



**WPC-130**  
**INSIDE CORNER**  
**WPC-130-IC**  
**OUTSIDE CORNER**  
**WPC-130-OC**

Design Repeat: 7-1/16"  
 Thickness: 1-9/16"

### PANELS



**WPC-300**

Design Repeat: 1-9/16"  
 Thickness: 5/8"



**WPC-303**

Design Repeat: 3/4"  
 Thickness: 5/8"

### FRIEZES



**WPC-200**

Design Repeat: 8-1/4"  
 Thickness: 3/4"



**WPC-203**

Design Repeat: 9-7/16"  
 Thickness: 1"

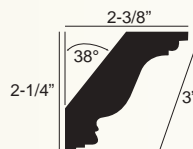
## 3" HAND CARVED HARDWOOD CROWN MOULDING

8 FT. LENGTHS, AVAILABLE IN  
HARD MAPLE, RED OAK, AND CHERRY.

*Matching Chair Rail Available  
see page 144*



Mouldings Shown in Maple



**Crown Moulding:**

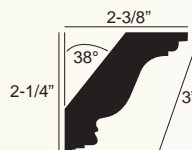
**CRN3-R20-\***

**Rose**

Maple \*(M)

Oak \*(OAK)

Cherry \*(CH)



**Crown Moulding:**

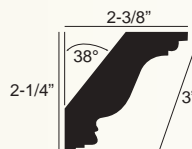
**CRN3-AC50-\***

**Acorn**

Maple \*(M)

Oak \*(OAK)

Cherry \*(CH)



**Crown Moulding:**

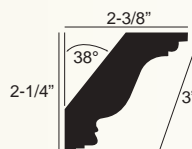
**CRN3-A30-\***

**Acanthus Leaf**

Maple \*(M)

Oak \*(OAK)

Cherry \*(CH)



**Crown Moulding:**

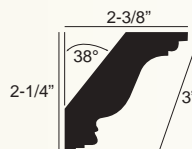
**CRN3-F40-\***

**Fruit**

Maple \*(M)

Oak \*(OAK)

Cherry \*(CH)



**Crown Moulding:**

**CRN3-G10-\***

**Grape**

Maple \*(M)

Oak \*(OAK)

Cherry \*(CH)



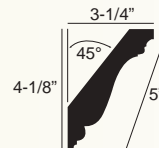
## 5" HAND CARVED HARDWOOD CROWN MOULDING

8 FT. LENGTHS, AVAILABLE IN  
HARD MAPLE, RED OAK, AND CHERRY.

*Matching Chair Rail Available  
see page 145*



Mouldings Shown in Maple



**Crown Moulding:**

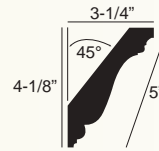
**CRN5-R20-\***

**Rose**

Maple **\*(M)**

Oak **\*(OAK)**

Cherry **\*(CH)**



**Crown Moulding:**

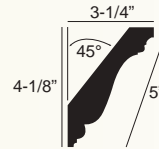
**CRN5-AC50-\***

**Acorn**

Maple **\*(M)**

Oak **\*(OAK)**

Cherry **\*(CH)**



**Crown Moulding:**

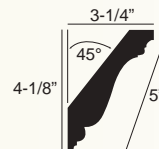
**CRN5-A30-\***

**Acanthus Leaf**

Maple **\*(M)**

Oak **\*(OAK)**

Cherry **\*(CH)**



**Crown Moulding:**

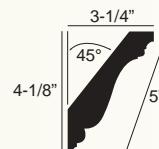
**CRN5-F40-\***

**Fruit**

Maple **\*(M)**

Oak **\*(OAK)**

Cherry **\*(CH)**



**Crown Moulding:**

**CRN5-G10-\***

**Grape**

Maple **\*(M)**

Oak **\*(OAK)**

Cherry **\*(CH)**



Mouldings Shown in Maple

## 3" HAND CARVED HARDWOOD CHAIR RAIL

8 FT. LENGTHS, AVAILABLE IN  
HARD MAPLE, RED OAK, AND CHERRY.

*Matching Crown Moulding Available  
see page 142*



**Chair Rail:**

**CHR3-R20-\***

**Rose**

Maple \*(M)

Oak \*(OAK)

Cherry \*(CH)



**Chair Rail:**

**CHR3-AC50-\***

**Acorn**

Maple \*(M)

Oak \*(OAK)

Cherry \*(CH)



**Chair Rail:**

**CHR3-A30-\***

**Acanthus Leaf**

Maple \*(M)

Oak \*(OAK)

Cherry \*(CH)



**Chair Rail:**

**CHR3-F40-\***

**Fruit**

Maple \*(M)

Oak \*(OAK)

Cherry \*(CH)



**Chair Rail:**

**CHR3-G10-\***

**Grape**

Maple \*(M)

Oak \*(OAK)

Cherry \*(CH)



Mouldings Shown in Maple

## 5" HAND CARVED HARDWOOD CHAIR RAIL

8 FT. LENGTHS, AVAILABLE IN  
HARD MAPLE, RED OAK, AND CHERRY.

Matching Crown Moulding Available  
see page 143



Chair Rail:

**CHR5-R20-\***

Rose

Maple \*(M)

Oak \*(OAK)

Cherry \*(CH)



Chair Rail:

**CHR5-AC50-\***

Acorn

Maple \*(M)

Oak \*(OAK)

Cherry \*(CH)



Chair Rail:

**CHR5-A30-\***

Acanthus Leaf

Maple \*(M)

Oak \*(OAK)

Cherry \*(CH)



Chair Rail:

**CHR5-F40-\***

Fruit

Maple \*(M)

Oak \*(OAK)

Cherry \*(CH)



Chair Rail:

**CHR5-G10-\***

Grape

Maple \*(M)

Oak \*(OAK)


Cherry \*(CH)



## RIBBON ACCENTED MOULDINGS

A unique line of wood mouldings. Mouldings can be stained or painted.

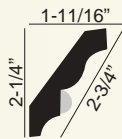
AVAILABLE IN HARD MAPLE, CHERRY & RED OAK, 8 FT. LENGTHS.



### CROWN MOULDING

#### RAM-275-\*-R

2-1/4"H x 13/16" Thick  
1/2" Rope, 1-11/16" Proj.



**Color**

RED OAK (RO)  
HARD MAPLE (MP)  
CHERRY (CH)

#### RAM-338-\*-R

2-7/16"H x 3/4" Thick  
1/2" Rope, 2-1/4" Proj.

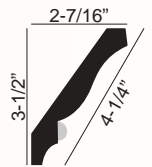


**Color**

RED OAK (RO)  
HARD MAPLE (MP)  
CHERRY (CH)

#### RAM-425-\*-R

3-1/2"H x 13/16" Thick  
1/2" Rope, 2-7/16" Proj.

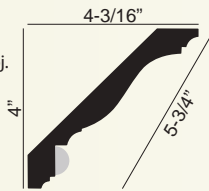


**Color**

RED OAK (RO)  
HARD MAPLE (MP)  
CHERRY (CH)

#### RAM-575-\*-R

4"H x 7/8" Thick  
3/4" Rope, 4-3/16" Proj.



**Color**

RED OAK (RO)  
HARD MAPLE (MP)  
CHERRY (CH)

### CHAIR RAIL MOULDING

#### RAM-225-\*-R

2-1/4"H x 3/4" Thick  
3/4" Rope



**Color**

RED OAK (RO)  
HARD MAPLE (MP)  
CHERRY (CH)

### SHELF EDGE MOULDING

#### RAM-138-\*-R

1-3/8"H x 3/4" Thick  
1/2" Rope



**Color**

RED OAK (RO)  
HARD MAPLE (MP)  
CHERRY (CH)

### BASE MOULDING

#### RAM-350-\*-R

3-1/2"H x 5/8" Thick  
1/2" Rope



**Color**

RED OAK (RO)  
HARD MAPLE (MP)  
CHERRY (CH)

#### RAM-525-\*-R

5-1/4"H x 13/16" Thick  
3/4" Rope



**Color**

RED OAK (RO)  
HARD MAPLE (MP)  
CHERRY (CH)

## ROPE ACCENTED MOULDINGS

A unique line of wood mouldings. Mouldings can be stained or painted.  
 AVAILABLE IN HARD MAPLE, CHERRY & RED OAK, 8 FT. LENGTHS.



CLOSE-UP OF ROPE ACCENT

### CROWN MOULDING

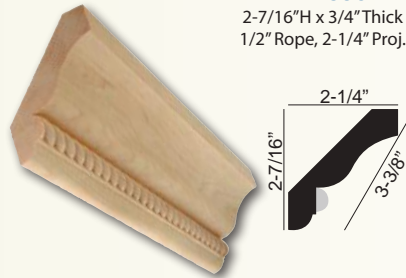


**RAM-275-**  
 2-1/4"H x 13/16" Thick  
 1/2" Rope, 1-5/8" Proj.



**Color**

- RED OAK (RO)
- HARD MAPLE (MP)
- CHERRY (CH)

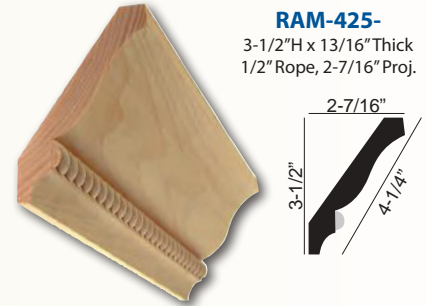


**RAM-338-**  
 2-7/16"H x 3/4" Thick  
 1/2" Rope, 2-1/4" Proj.

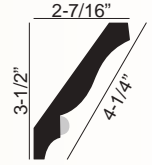


**Color**

- RED OAK (RO)
- HARD MAPLE (MP)
- CHERRY (CH)



**RAM-425-**  
 3-1/2"H x 13/16" Thick  
 1/2" Rope, 2-7/16" Proj.

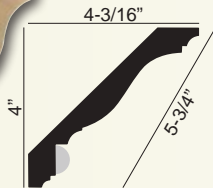


**Color**

- RED OAK (RO)
- HARD MAPLE (MP)
- CHERRY (CH)



**RAM-575-**  
 4"H x 7/8" Thick  
 3/4" Rope, 4-3/16" Proj.



**Color**

- RED OAK (RO)
- HARD MAPLE (MP)
- CHERRY (CH)

### CHAIR RAIL MOULDING



**RAM-200-**  
 2"H x 1-1/8" Thick  
 1/2" Rope



**Color**

- RED OAK (RO)
- HARD MAPLE (MP)
- CHERRY (CH)



**RAM-225-**  
 2-1/4"H x 3/4" Thick  
 3/4" Rope



**Color**

- RED OAK (RO)
- HARD MAPLE (MP)
- CHERRY (CH)

### BASE MOULDING



**RAM-138-**  
 1-3/8"H x 3/4" Thick  
 1/2" Rope



**Color**

- RED OAK (RO)
- HARD MAPLE (MP)
- CHERRY (CH)



**RAM-350-**  
 3-1/2"H x 5/8" Thick  
 1/2" Rope



**Color**

- RED OAK (RO)
- HARD MAPLE (MP)
- CHERRY (CH)



**RAM-525-**  
 5-1/4"H x 13/16" Thick  
 3/4" Rope



**Color**

- RED OAK (RO)
- HARD MAPLE (MP)
- CHERRY (CH)



### SHELF EDGE MOULDING

## HALF ROUND ROPE MOULDINGS

These beautifully designed rope mouldings can easily be stained and/or painted and can simply be tacked on to use for borders on cabinets, counters, furniture, doors, windows and much, much more.



Red Oak (OAK)    Hard Maple (MP)    Cherry (CH)    Poplar (POP)



Part #	Width	Twist
ROPE-375-OAK	3/8"	Right
ROPE-500-OAK	1/2"	Right
ROPE-750-OAK	3/4"	Right
ROPE-100-OAK	1"	Right
ROPE-150-OAK	1-1/2"	Right
ROPE-250-OAK	2-1/2"	Right
ROPE-300-OAK	3"	Right
ROPE-400-OAK	4"	Right
ROPE-375-MP	3/8"	Right
ROPE-375-MP-L	3/8"	Left
ROPE-500-MP	1/2"	Right
ROPE-500-MP-L	1/2"	Left
ROPE-750-MP	3/4"	Right
ROPE-750-MP-L	3/4"	Left
ROPE-100-MP	1"	Right
ROPE-150-MP	1-1/2"	Right
ROPE-250-MP	2-1/2"	Right
ROPE-300-MP	3"	Right
ROPE-400-MP	4"	Right

Part #	Width	Twist
ROPE-375-CH	3/8"	Right
ROPE-500-CH	1/2"	Right
ROPE-750-CH	3/4"	Right
ROPE-100-CH	1"	Right
ROPE-150-CH	1-1/2"	Right
ROPE-250-CH	2-1/2"	Right
ROPE-300-CH	3"	Right
ROPE-400-CH	4"	Right
ROPE-375-POP	3/8"	Right
ROPE-375-POP-L	3/8"	Left
ROPE-500-POP	1/2"	Right
ROPE-500-POP-L	1/2"	Left
ROPE-750-POP	3/4"	Right
ROPE-750-POP-L	3/4"	Left
ROPE-100-POP	1"	Right
ROPE-150-POP	1-1/2"	Right
ROPE-250-POP	2-1/2"	Right
ROPE-300-POP	3"	Right
ROPE-400-POP	4"	Right


Additional sizes and larger quantity discounts available upon request.

Other species and sizes are available, please inquire.



## HALF ROUND RIBBON ROPE MOULDINGS

These beautifully designed ribbon rope mouldings can easily be stained and and/or painted and can simply be tacked on to use for borders on cabinets, counters, furniture, doors, windows and much, much more.



Part #	Width
ROPE-375-OAK-R	3/8"
ROPE-500-OAK-R	1/2"
ROPE-750-OAK-R	3/4"
ROPE-375-MP-R	3/8"
ROPE-500-MP-R	1/2"
ROPE-750-MP-R	3/4"
ROPE-375-CH-R	3/8"
ROPE-500-CH-R	1/2"
ROPE-750-CH-R	3/4"
ROPE-375-POP-R	3/8"
ROPE-500-POP-R	1/2"
ROPE-750-POP-R	3/4"



NOTE: Larger quantity discounts available upon request.  
(RIGHT TWIST ONLY)

## FLEXIBLE HALF ROUND RESIN ROPE MOULDINGS

**These mouldings are available in 6-12 ft. lengths.**

(Can Be Purchased In Minimum 6 Ft. - 12 Ft. Maximum Increments)

Part #	Size
DE-903	1" W x 3/8" Thick
DE-904	5/8" W x 1/4" Thick
DE-905	1/2" W x 1/4" Thick



Our mouldings are made from the finest hardwoods and can be beautifully stained or painted to match any decor.

Used as a decorative accent on doors, cabinets, walls, ceilings, furniture, etc.

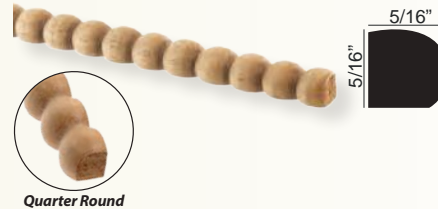


## BEADED MOULDINGS



**HARD MAPLE**  
**OWM-1701**

Design Repeat: 3/8"  
Lengths: 2 Ft.



**WHITE HARDWOOD**  
**OWM-1704**

Design Repeat: 3/8"  
Lengths: 2 Ft.



**HARD MAPLE**  
**OWM-1702**

Design Repeat: 3-1/2"  
Lengths: 4 Ft.



**HARD MAPLE**  
**OWM-1461**

Design Repeat: 4-5/16"  
Lengths: 8 Ft.



**HARD MAPLE**  
**OWM-1730**

Design Repeat: 1-3/4"  
Lengths: 8 Ft.

## FLUTED MOULDINGS



**HARD MAPLE**  
**OWM-1718**

Design Repeat: 5/8"  
Lengths: 4 Ft.



**HARD MAPLE**  
**OWM-1724**

Design Repeat: 5/8"  
Lengths: 4 Ft.

## EGG & DART MOULDINGS



**HARD MAPLE**  
**OWM-1433**

Design Repeat: 3/4"  
Lengths: 8 Ft.



**HARD MAPLE**  
**OWM-1470**

Design Repeat: 3/4"  
Lengths: 8 Ft.



**HARD MAPLE**  
**OWM-1420**

Design Repeat: 1"  
Lengths: 8 Ft.



**HARD MAPLE**  
**OWM-1713**

Design Repeat: 1-3/16"  
Lengths: 4 Ft.



**HARD MAPLE**  
**OWM-1471**

Design Repeat: 1-1/4"  
Lengths: 8 Ft.

## ROPE MOULDINGS



**HARD MAPLE**  
**ROPE-500-MP-R**

Lengths: 8 Ft.



**HARD MAPLE**  
**ROPE-750-MP**

Lengths: 8 Ft.



**HARD MAPLE**  
**OWM-1714**

Design Repeat: 3/4"  
Lengths: 4 Ft.



**HARD MAPLE**  
**OWM-1707**

Design Repeat: 7/8"  
Lengths: 4 Ft.



**HARD MAPLE**  
**OWM-1727**

Design Repeat: 1/2"  
Lengths: 8 Ft.



## DECORATIVE MOULDINGS



**HARD MAPLE**  
**OWM-1708**

Design Repeat: 1-3/4"  
Lengths: 4 Ft.



**HARD MAPLE**  
**OWM-1478**

Design Repeat: 9/16"  
Lengths: 8 Ft.



**HARD MAPLE**  
**OWM-1711**

Design Repeat: 3/4"  
Lengths: 4 Ft.



**HARD MAPLE**  
**OWM-1455**

Design Repeat: 2-5/8"  
Lengths: 8 Ft.

## DECORATIVE FLAT MOULDINGS



**HARD MAPLE**  
**OWM-1719**

Design Repeat: 1-5/8"  
Lengths: 4 Ft.

## SQUARES



**HARD MAPLE**  
**OWM-1722**

Design Repeat: 1/2"  
Lengths: 4 Ft.



**HARD MAPLE**  
**OWM-1766**

Design Repeat: 3/4"  
Lengths: 4 Ft.



**HARD MAPLE**  
**OWM-1732**

Design Repeat: 13/16"  
Lengths: 8 Ft.



**HARD MAPLE**  
**OWM-1733**





Design Repeat: 7/8"  
Lengths: 4 Ft.



## HARD MAPLE MOULDINGS & CORNER CURVES



**STRAIGHT CABINET MOULDINGS**

	<b>WD-310MP-6</b>	<table border="1"> <thead> <tr> <th>Part #</th> <th>Size</th> <th>Weight</th> </tr> </thead> <tbody> <tr> <td><b>WD-310MP-6</b></td> <td>1/2" x 1/4" x 6 ft. long</td> <td>.21 lbs.</td> </tr> <tr> <td><b>WD-312MP-6</b></td> <td>1/2" x 1/4" x 6 ft. long</td> <td>.21 lbs.</td> </tr> <tr> <td><b>WD-314MP-6</b></td> <td>3/4" x 1/4" x 6 ft. long</td> <td>.3 lbs.</td> </tr> <tr> <td><b>WD-316MP-6</b></td> <td>5/8" x 3/8" x 6 ft. long</td> <td>.3 lbs.</td> </tr> </tbody> </table>	Part #	Size	Weight	<b>WD-310MP-6</b>	1/2" x 1/4" x 6 ft. long	.21 lbs.	<b>WD-312MP-6</b>	1/2" x 1/4" x 6 ft. long	.21 lbs.	<b>WD-314MP-6</b>	3/4" x 1/4" x 6 ft. long	.3 lbs.	<b>WD-316MP-6</b>	5/8" x 3/8" x 6 ft. long	.3 lbs.		<b>WD-316MP-6</b>
Part #	Size		Weight																
<b>WD-310MP-6</b>	1/2" x 1/4" x 6 ft. long		.21 lbs.																
<b>WD-312MP-6</b>	1/2" x 1/4" x 6 ft. long		.21 lbs.																
<b>WD-314MP-6</b>	3/4" x 1/4" x 6 ft. long	.3 lbs.																	
<b>WD-316MP-6</b>	5/8" x 3/8" x 6 ft. long	.3 lbs.																	
	<b>WD-312MP-6</b>		<b>WD-314MP-6</b>																

### CORNER CURVES

Part #	Size	Weight
<b>WD-3100MP</b>	1/2" x 1/4" x 2-3/4" Radius 1-3/4"	.01 lbs.
<b>WD-3101MP</b>	1/2" x 1/4" x 1-1/2" Radius 7/8"	.01 lbs.
<b>WD-3120MP</b>	1/2" x 1/4" x 2-3/4" Inside Radius 1-3/4"	.01 lbs.
<b>WD-3121MP</b>	1/2" x 1/4" x 1-1/2" Inside Radius 7/8"	.01 lbs.
<b>WD-3140MP</b>	3/4" x 1/4" x 3-3/8" Radius 2"	.15 lbs.
<b>WD-3141MP</b>	3/4" x 1/4" x 2-1/4" Radius 1-1/4"	.2 lbs.
<b>WD-3160MP</b>	5/8" x 3/8" x 3-1/4" Radius 2"	.15 lbs.
<b>WD-3161MP</b>	5/8" x 3/8" x 2" Radius 1-1/4"	.2 lbs.

THESE MOULDINGS ARE AVAILABLE IN MAPLE VENEER



- Great for: Kids' rooms, wall borders, galley rail.
- A perfect accent for any application.
- Can be painted or stained.

## LASER CARVED MOULDINGS

47-1/2" NOMINAL LENGTHS • APPROXIMATE THICKNESS IS 1/4"



**GRAPE**  
**CWA1**

Height: 3-1/4"  
Design Repeat: 9-1/2"



**TRAIN**  
**CWA9**

Height: 3-1/4"  
Design Repeat: 11-7/8"



## PRESSED WOOD MOULDINGS

4' LENGTHS • APPROXIMATE THICKNESS IS 1/8"



**CAMEO**  
**CWA13**

Height: 2-3/16"  
Design Repeat: 3"




**LEAF**  
**CWA14**

Height: 2"  
Design Repeat: 1-5/8"



**DIAMOND**  
**CWA16**

Height: 2-3/8"  
Design Repeat: 2-1/2"





## CARVED PIERCED MOULDINGS

2 Ft. Lengths, Available In Hard Maple, Red Oak, And Cherry.

Our carved wood pierced mouldings have an innovative dowel system for creating a continuous run of multiple pieces. Apply wood glue to both ends of the dowels (sold separately). Insert into pre-drilled holes on either end of the two pieces to be joined. Space pieces proportionate to the design repeat. All pieces are sanded and unfinished - ready for staining or painting. The dowels blend into the pattern for a consistent, uninterrupted look. Holes on either side of the moulding can be plugged by gluing the dowels in place, then cut to fit and sand flush for a continuous look.



**ROSE CPM-R20-\***  
 Maple \*M  
 Oak \*OAK  
 Cherry \*CH

Length: 24"  
 Design Repeat: 12"



**ACORN CPM-AC50-\***  
 Maple \*M  
 Oak \*OAK  
 Cherry \*CH

Length: 24"  
 Design Repeat: 12"



**ACANTHUS LEAF CPM-A30-\***  
 Maple \*M  
 Oak \*OAK  
 Cherry \*CH

Length: 24"  
 Design Repeat: 12"



**FRUIT CPM-F40-\***  
 Maple \*M  
 Oak \*OAK  
 Cherry \*CH

Length: 24"  
 Design Repeat: 12"



**GRAPE CPM-G10-\***  
 Maple \*M  
 Oak \*OAK  
 Cherry \*CH

Length: 24"  
 Design Repeat: 12"

\* Add wood code to end of each part number when ordering, Ex: CPM-R20-OAK

Create a continuous run of multiple pieces with our innovative dowel system (sold separately).



Style	Part #	Wood Species
Plain Dowel Connector	<b>CPD-DOWEL-M</b>	Maple
Plain Dowel Connector	<b>CPD-DOWEL-CH</b>	Cherry
Plain Dowel Connector	<b>CPD-DOWEL-OAK</b>	Oak
<i>Works with CPM-R20, CPM-A30 &amp; CPM-F40</i>		
Carved Dowel Connector	<b>CPC-DOWEL-M</b>	Maple
Carved Dowel Connector	<b>CPC-DOWEL-CH</b>	Cherry
Carved Dowel Connector	<b>CPC-DOWEL-OAK</b>	Oak
<i>Works with CPM-G10 &amp; CPM-AC50</i>		

**TEXTURES AVAILABLE**

**ROUGH SAWN**



*This pebbled, rough sawn texture resembles board lumber cut from an old sawmill. Rough and refined at the same time.*

**HAND HEWN**



*Distinguished by a distressed texture, this vintage look imitates reclaimed wood from the 1800's.*

**PECKY GYPRESS**



*This wood is amazing, textural & organic. It's full of oblong holes, like a stretched long sponge. It's truly beautiful.*

**KNOTTY PINE**



*Knotty pine refers to pine wood boards that have many visible knots yet elegant by nature.*

**SAND BLASTED**



*Heavily sandblasted texture reveals swirling grain patterns that give a weathered, vintage look that dignifies any room.*

**RIVER WOOD**



*Replicated salvaged submerged wood from the Great Lakes, the quality of this water logged wood was enhanced during its long stay underwater. Exquisite and classic.*

**CUSTOM POLYURETHANE FAUX BEAMS**

**3-SIDED BEAMS**

*Commonly used in rooms to give the look of real, structural beams. They are available in a variety of widths, lengths, and finishes.*



**2-SIDED BEAMS**

*Great for undersills, oversills, corners and more.*



**BOX BEAMS**

*Ideal for applications where all 4 sides of the beam can be viewed, such as cross beams in a room with cathedral ceilings and rooms with balconies. Box beams are available with or without end caps.*



**LARGER SIZES & EXTRA LONG BEAMS**

*Unless specified beams are built to the outside dimensions. The planks used to create custom beams are 24" x 48" polyurethane sheets with square edges that are 1" thick. We hide the seams so there is never one visible from the outside no matter the size of the beam. When covering an existing item, the beam would be built to the inside dimensions of the item being covered. For custom quoting please contact our sales representatives.*





New

FINISHES

WALNUT    EARLY AMERICAN    BLACK CHERRY    BROWN MAHOGANY    HONEY DEW    ONYX    PECAN

TEXTURES

KNOTTY PINE

HAND HEWN

ROUGH SAWN

SAND BLASTED

RIVER WOOD

PECKY CYPRESS

FINISHES

GOLDEN OAK    ANTIQUE CHERRY    WHITEWASH    ESPRESSO    PURITAN PINE    ROSEWOOD    UNFINISHED

TEXTURES

KNOTTY PINE

HAND HEWN


ROUGH SAWN

SAND BLASTED

RIVER WOOD

PECKY CYPRESS





Walnut

## Hand Hewn Beam Series

13' Lengths \* Closed on one end\*

3 Finishes Available



Unfinished

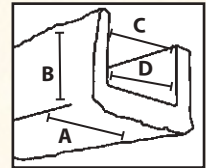
Our **Rustic Beams** allow you to bring back that "Old World Style" and to any room with their rustic warmth and charm. These beams are lightweight and easy to install.

**Rustic Beams** were fallen logs, hewn into shape using a broad axe. Forging ahead and settling the new frontier, early settlers did not have access to mills and machinery. They shaped the beams used in their homes and business by hand, using their axes and small tools. This resulted in a beam with rugged texture and character.



**New!**  
Medium Oak

Part #	Width A	Height B	Top Inside Width C	Bottom Inside Width D
HH20-55*	5"	5"	2-3/4"	2-1/4"
HH30-85*	8"	5-1/8"	6-1/4"	6"
HH40-87*	7-1/2"	6-5/8"	5"	4-7/8"



\* For unfinished add -UNF to the part number

\* For medium oak add -MEDOAK to the part number

## ACCESSORIES

## RUBBER BEAM STRAPPING



**Single Strap**  
**VINSTRAP**  
(Black/Silver)  
42" L x 1-5/8" W  
Bolt Spacing: 1-3/8" (2-1/4" C-C)



**Double Strap**  
**DB-STRAP**  
(Black/Silver)  
41" L x 2-3/4" W  
Bolt Spacing: 4" (4-3/4" C-C)



Due to photographic imaging, products may vary slightly in color. All sizes listed are approximate. Samples are available, please inquire.



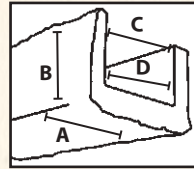


\* Open on both ends\*

## Vintage Beam Series

16' Lengths

Part #	Width A	Height B	Top Inside Width C	Bottom Inside Width D
<b>NEW</b> VINBEAM-10*	5-7/8"	3-15/16"	4-1/2"	4-1/4"
<b>NEW</b> VINBEAM-20*	4-3/4"	4-3/4"	3-3/8"	3-1/8"
<b>NEW</b> VINBEAM-30*	7-1/2"	5-7/8"	6"	5-3/4"
<b>NEW</b> VINBEAM-40*	10-5/8"	4-15/16"	5-7/8"	5-5/8"
VINBEAM-50*	9"	9"	6"	5-1/2"
VINBEAM-60*	10"	12"	8"	7"



\* For unfinished add -UNF to the part number

For Custom Sizes See page 156



2 Finishes Available



Unfinished



Finished

## ACCESSORIES

### RUBBER BEAM STRAPPING



**Single Strap**  
VINSTRAP  
(Black/Silver)  
42" L x 1-5/8" W  
Bolt Spacing: 1-3/8" (2-1/4" C-C)



**Double Strap**  
DB-STRAP  
(Black/Silver)  
41" L x 2-3/4" W  
Bolt Spacing: 4" (4-3/4" C-C)



3-1/2 oz.  
Touch-up Stain for  
Vintage Beams  
VINSTAIN

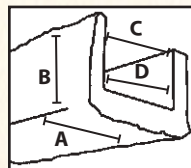


\* Open on both ends\*

## Old World Beam Series

16' & 20' Lengths

Part #	Width A	Height B	Top Inside Width C	Bottom Inside Width D	Length
OWB-44*	4-1/2"	4-1/2"	2"	2"	16'
OWB-57*	5-1/4"	7-1/4"	3-3/8"	3-3/8"	20'
OWB-76*	7"	6-1/2"	4-1/4"	4-1/4"	16'
OWB-79*	7-1/4"	9"	4-1/4"	4-1/4"	20'
OWB-1513*	15-1/4"	13"	12"	12"	16'



Due to photographic imaging, products may vary slightly in color. All sizes listed are approximate. Samples are available, please inquire.



2 Finishes Available



Unfinished



Finished

## ACCESSORIES

### POLYURETHANE U-BRACKET



Flange



Part #	Description
OWB-U-44	4"W U-Bracket
OWB-U-57	5"W U-Bracket
OWB-U-76	5"W U-Bracket
OWB-UF-76	Flange - Bracket
OWB-U-79	6"W U-Bracket
OWB-UF-79	Flange - Bracket
OWB-U-1513	10"W U-Bracket
OWB-UCH-1513	Chevron Bracket


Phone: 1.800.835.4400 • Fax: 1.800.835.4403

**NEW!**

### WB-STAIN

**Includes:** (1) 16 oz. can of Brown and (1) 8 oz. can of Dark Brown. Use Dark Brown stain to highlight cracks, splits and knots.





Walnut

## Modern Beam Series

13' Lengths \* Closed on one end\*

3 Finishes Available



Unfinished



**New**  
Medium Oak

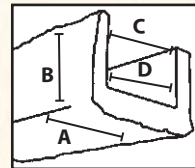


Our **Contemporary** offers a smooth milled appearance. Creating a sense of casual elegance adding visual interest with their clean lines.

Part #	Width A	Height B	Top Inside Width C	Bottom Inside Width D
MOD-BEAM10*	4-3/8"	2-1/4"	3"	2-3/4"
MOD-BEAM20*	5-7/8"	3-7/8"	4-3/4"	3-1/2"
MOD-BEAM30*	7-7/8"	5-7/8"	6-5/8"	4"

\* For unfinished add -UNF to the part number

\* For medium oak add -MEDOAK to the part number



## ACCESSORIES

### RUBBER BEAM STRAPPING



**Single Strap**  
**VINSTRAP**  
(Black/Silver)  
42" L x 1-5/8" W  
Bolt Spacing: 1-3/8" (2-1/4" C-C)



**Double Strap**  
**DB-STRAP**  
(Black/Silver)  
41" L x 2-3/4" W  
Bolt Spacing: 4" (4-3/4" C-C)



Due to photographic imaging, products may vary slightly in color.  
All sizes listed are approximate. Samples are available, please inquire.





\* Open on both ends\*

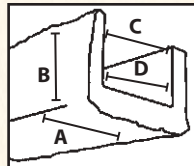
## Classic Raised Grain Beam Series

16' Lengths



Part #	Width A	Height B	Top Inside Width C	Bottom Inside Width D	Length
CRB-66*	6"	6"	4-3/8"	4"	16'
CRB-86*	8-1/8"	6"	6-1/4"	6-1/8"	16'

\* For unfinished add -UNF to the part number



For Custom Sizes See page 156

### 2 Finishes Available



Unfinished



Finished

## ACCESSORIES



### RUBBER BEAM STRAPPING



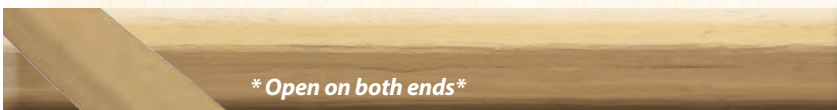
**Single Strap**  
VINSTRAP  
(Black/Silver)  
42" L x 1-5/8" W  
Bolt Spacing: 1-3/8" (2-1/4" C-C)



**Double Strap**  
DB-STRAP  
(Black/Silver)  
41" L x 2-3/4" W  
Bolt Spacing: 4" (4-3/4" C-C)



3-1/2 oz.  
Touch-up Stain for  
Vintage Beams  
VINSTAIN



\* Open on both ends\*

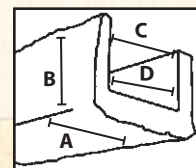
## Milled Style Beam Series

14' Lengths



PART #	Width A	Height B	Top Inside Width C	Bottom Inside Width D
BMCDR8X6X168S	5-3/4"	7-1/4"	5-3/4"	5-3/4"

Due to photographic imaging, products may vary slightly in color.  
All sizes listed are approximate. Samples are available, please inquire.



### Finishes Available



Unfinished






\* Open on both ends\*

## New World Beam Series

56", 12', 14', 16', 20' & 22' Lengths



Part #	Width A	Height B	Top Inside Width C	Bottom Inside Width D	Lengths
NWB-35*	3-1/2"	5-1/2"	1-1/8"	1-1/8"	22'
NWB-45*	4"	5-3/4"	2-1/8"	2-1/8"	16'
NWB-55*	5-1/2"	5-1/2"	2-5/8"	2-5/8"	20'
NWB-57*	5-1/2"	7-1/2"	3-3/8"	3-3/8"	20'
NWB-65*	6"	5"	3-1/2"	3-1/2"	20'
NWB-67*	6"	7-1/4"	3-1/2"	3-1/2"	12'
NWB-69*	6"	9"	3-1/8"	3-1/8"	56"
NWB-75*	7-3/4"	5-1/2"	6"	6"	14'
NWB-76*	7-1/2"	6-1/2"	5"	5"	20'
NWB-78*	6-1/2"	7-1/2"	4"	4"	20'
NWB-79*	7-1/4"	9-1/4"	4-1/8"	4-1/8"	20'
NWB-711*	7-1/4"	11"	4-3/8"	4-3/8"	20'
NWB-811*	8"	11-1/2"	4-7/8"	4-7/8"	14'
NWB-911*	9-1/4"	11"	6-1/2"	6-1/2"	20'
NWB-914*	9"	14-1/2"	6-3/4"	6-3/4"	20'
NWB-915*	9-1/2"	14-3/4"	6-3/4"	6-3/4"	14'
NWB-1114*	11-3/4"	14-3/4"	9"	9"	14'
NWB-1118*	11-1/2"	18-3/4"	8-1/4"	8-1/4"	16'
NWB-1515*	15-1/8"	15-1/8"	11-1/2"	11-1/2"	16'

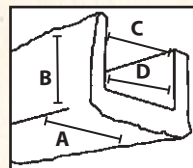
### 2 Finishes Available



Unfinished



Finished



**New!**

#### WB-STAIN

Includes: (1) 16 oz. can of Brown and (1) 8 oz. can of Dark Brown. Use Dark Brown stain to highlight cracks, splits and knots.

\* For unfinished add -UNF to the part number

Product thickness will vary but is an average of 1" thick.

## ACCESSORIES



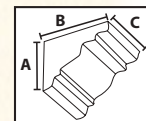
Flat Plate

### POLYURETHANE U-BRACKETS & FLAT PLATES

U-Bracket



### CORBELS



Part #	Description
NWB-FP-412A	Flat Plate: Nut Side 4"W x 12"L
NWB-FP-412B	Flat Plate: Bolt Side 4"W x 12"L
NWB-U-35	4"W U-Bracket
NWB-U-45	4"W U-Bracket
NWB-U-55	4"W U-Bracket
NWB-U-57	5"W U-Bracket
NWB-U-65	5"W U-Bracket
NWB-U-67	5"W U-Bracket
NWB-U-75	4"W U-Bracket
NWB-U-76	5"W U-Bracket
NWB-U-78	6"W U-Bracket
NWB-U-79	6"W U-Bracket
NWB-U-711	6"W U-Bracket
NWB-U-811	6"W U-Bracket
NWB-U-911	6"W U-Bracket
NWB-U-914	6"W U-Bracket
NWB-U-915	6"W U-Bracket
NWB-U-1114	8"W U-Bracket
NWB-U-1118	8"W U-Bracket
NWB-U-1515	8"W U-Bracket

Part #	Height A	Depth B	Width C
NWB-COR-7818*	8"	18"	7-1/4"
NWB-COR-7830*	7-1/4"	30"	7-1/4"
NWB-COR-8612*	6"	12"	8"
NWB-COR-8818*	8"	18-1/4"	7-3/4"
NWB-COR-11818*	8"	18-1/4"	11-3/4"
NWB-COR-161824*	18"	24"	16"
NWB-COR-121630*	16"	30"	12"
NWB-COR-7924*	9-1/4"	24"	7-1/4"
NWB-COR-9924*	9-1/4"	24"	9-1/4"
NWB-COR-7948*	9-1/4"	48"	7-1/4"
NWB-COR-3514*	5-1/2"	14"	3-1/2"
NWB-COR-7728*	7-3/8"	28-3/8"	7-3/8"
NWB-COR-5917*	9-1/4"	17-3/4"	5-1/4"
NWB-COR-52322*	23"	22-3/4"	5-7/8"
NWB-COR-71624*	16"	24"	7-3/8"
NWB-COR-71833*	18-1/2"	33-3/4"	7-1/4"

\* For unfinished add -UNF to the part number

Due to photographic imaging, products may vary slightly in color. All sizes listed are approximate. Samples are available, please inquire.





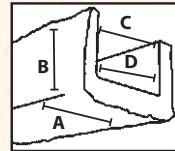
\* Closed on both ends\*

## New World Beam Series

2 Pieces: 3 Sides + Cap / 20' Lengths  
Allows installation around an existing item.

PART #	Width A	Height B
★NWBOXB-22*	2-1/2"	2-1/2"
NWBOXB-55*	5-1/2"	5-1/2"
NWBOXB-711*	7-1/4"	11"

★ Comes in 1 piece.  
\* For unfinished add -UNF to the part number



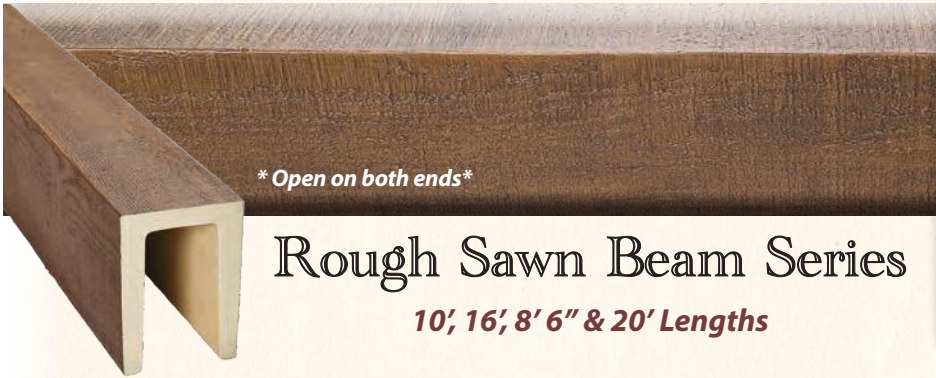
2 Finishes Available



Unfinished



Finished



\* Open on both ends\*

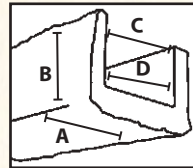
## Rough Sawn Beam Series

10', 16', 8' 6" & 20' Lengths

Part #	Width A	Height B	Top Inside Width C	Bottom Inside Width D	Lengths
RSB-33*	3-3/4"	3"	2-1/4"	2-1/4"	20'
RSB-34*	3-1/2"	4-1/2"	1-3/4"	1-3/4"	20'
RSB-57*	5-1/4"	7"	3-1/2"	3-1/2"	16'
RSB-511*	5-1/4"	11"	3-1/4"	3-1/4"	8' 6"
RSB-77*	7-1/2"	7-1/2"	5-7/8"	5-7/8"	20'
RSB-88*	8-1/2"	8-1/2"	6-1/2"	6-1/2"	10'
RSB-815*	8-1/2"	15-1/4"	6-3/8"	6-3/8"	10'

\* For unfinished add -UNF to the part number

Product thickness will vary but is an average of 1" thick.



2 Finishes Available



Unfinished



Finished




### WB-STAIN

Includes: (1) 16 oz. can of Brown and (1) 8 oz. can of Dark Brown.

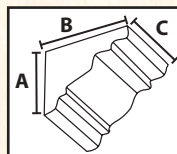
Use Dark Brown stain to highlight cracks, splits and knots.

## ACCESSORIES


### CORBELS



Part #	Height A	Depth B	Width C
RSB-COR-5917	9-1/4"	17-3/4"	5-1/4"
RSB-COR-71130	11-1/2"	30"	7-1/4"
RSB-COR-7924	9-1/2"	24"	7-1/4"
RSB-COR-61612	16"	12"	6-3/4"



### POLYURETHANE U-BRACKET



Part #	Description
RSB-U-33	4" W U-Bracket
RSB-U-34	4" W U-Bracket
RSB-U-57	5" W U-Bracket
RSB-U-511	5" W U-Bracket
RSB-U-77	6" W U-Bracket
RSB-U-88	6" W U-Bracket
RSB-U-815	6" W U-Bracket

Due to photographic imaging, products may vary slightly in color.  
All sizes listed are approximate. Samples are available, please inquire.



# Decorative Faux Wood Mantels

## Bring back that "Old World Appeal"

- Realistic
- Lightweight and durable polyurethane material
- 1" thickness
- Easy to install

### RIVERWOOD STYLE

Texture resembling board lumber cut from an old sawmill

**3 Lengths:**  
48", 54", 60"

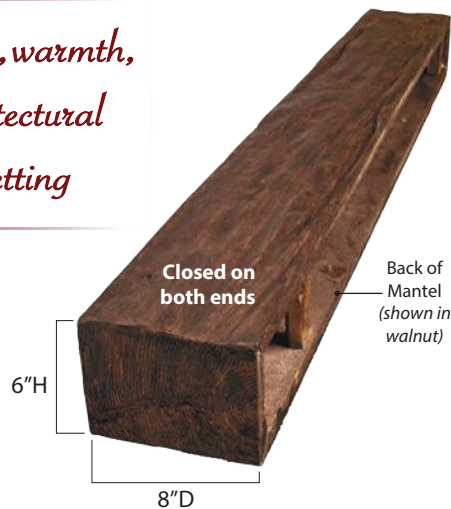


Walnut



Pecan

*Adding rustic flare, warmth, charm and architectural detail to any setting*



Part #	Finish	Size
<b>M4868-RW-WAL</b>	Walnut	48"W x 6"H x 8"D
<b>M4868-RW-PEC</b>	Pecan	48"W x 6"H x 8"D
<b>M5468-RW-WAL</b>	Walnut	54"W x 6"H x 8"D
<b>M5468-RW-PEC</b>	Pecan	54"W x 6"H x 8"D
<b>M6068-RW-WAL</b>	Walnut	60"W x 6"H x 8"D
<b>M6068-RW-PEC</b>	Pecan	60"W x 6"H x 8"D

# Decorative Faux Wood Mantels

## Bring back that "Old World Appeal"

- Realistic
- Lightweight and durable polyurethane material
- 1" thickness
- Easy to install

### HAND HEWN STYLE

With rugged texture and character

**3 Lengths:**  
48", 54", 60"



Walnut



Pecan

*Adding rustic flare, warmth, charm and architectural detail to any setting*



Part #	Finish	Size
<a href="#">M4868-HH-WAL</a>	Walnut	48"W x 6"H x 8"D
<a href="#">M4868-HH-PEC</a>	Pecan	48"W x 6"H x 8"D
<a href="#">M5468-HH-WAL</a>	Walnut	54"W x 6"H x 8"D
<a href="#">M5468-HH-PEC</a>	Pecan	54"W x 6"H x 8"D
<a href="#">M6068-HH-WAL</a>	Walnut	60"W x 6"H x 8"D
<a href="#">M6068-HH-PEC</a>	Pecan	60"W x 6"H x 8"D

Phone: 1.800.835.4400 • Fax: 1.800.835.4403



## VENEER WALL PANELS

- 4' x 8' Sheets
- Flat Cut Profile
- Brown Paper Backer

Flexible fluted wall panels allow for graceful curves or flat surface applications.

This decorative surface can be used for walls, ceilings, wainscoting, pole wraps, bar fronts, drawer fronts, and tambour doors.

The natural tone, grain, and texture of wood tambour provides a sense of warmth and contemporary style.



Each wood slat is hand-selected to ensure you receive the best quality wall panel.

Ready to stain, paint or clear coat.

Much easier to work with than most wood wall cladding. To install, simply apply construction adhesive to the back of the tambour sheet and mount it onto your surface.

Can be trimmed with fine tooth saw or cut length-wise with utility knife.



## VENEER WALL PANELS

- 4' x 8' Sheets
- Flat Cut Profile
- Brown Paper Backer

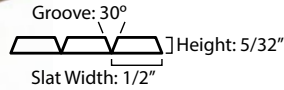
- MDF Core
- 3" Min. Radius



Shown: Red Oak

**New!**

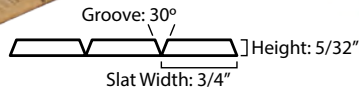
- V1231-RO** Red Oak
- V1231-MP** Maple
- V1231-WO** White Oak



Shown: White Oak

**New!**

- V1331-RO** Red Oak
- V1331-MP** Maple
- V1331-WO** White Oak



Tambour sheets can bend at slat joints. See minimum radii.

- Made in the U.S.A.
- MDF/Hardwood Core<sup>^</sup>
- 2" Min. Radius



<sup>^</sup> Core material varies with each production run.

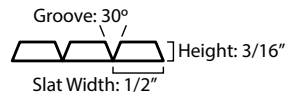


Tambour sheets can bend at slat joints. See minimum radii.



Shown: Red Oak

- 231-A** Red Oak
- 231-A-MP** Maple

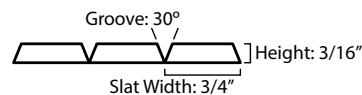


- 267** Unfinished Paint Grade
- Made of Tempered Hardwood



Shown: Red Oak

- 331-A** Red Oak
- 331-A-MP** Maple



- 367** Unfinished Paint Grade
- Made of Tempered Hardwood





## SOLID WOOD WALL PANELS

- 1' x 8' Sheets
  - Made in the U.S.A.
  - Stocked in Unfinished Red Oak, Maple & Cherry
- Other species available at a minimum, please inquire*

*Flexible fluted wall panels allow for graceful curves or flat surface applications.*

*This decorative surface can be used for walls, ceilings, wainscoting, pole wraps, bar fronts, drawer fronts, and tambour doors.*

*The natural tone, grain, and texture of wood tambour provides a sense of warmth and contemporary style.*



*Each wood slat is hand-selected to ensure you receive the best quality wall panel.*

*Ready to stain, paint or clear coat.*

*To install, simply apply construction adhesive to the back of the tambour sheet and mount it to your surface. Use pin/finishing nails to hold it in place while the adhesive sets.*

*Can be trimmed with fine tooth saw or cut length-wise with utility knife.*







# SOLID WOOD WALL PANELS

- 1' x 8' Sheets
  - Made in the U.S.A.
  - Stocked in Unfinished Red Oak, Maple & Cherry
- Other species available at a minimum, please inquire



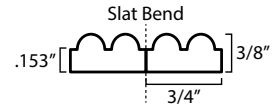
Tambour sheets can bend at slat joints. See minimum radii.

- Brown Latex Permeated Paper backed for added stretch
- 6" Min. Radius




New

**Pencil Pattern**  
**S1311-MP** Maple

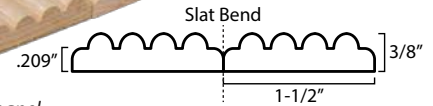


16 Slats per panel



New

**Pencil Pattern**  
**S1611-MP** Maple

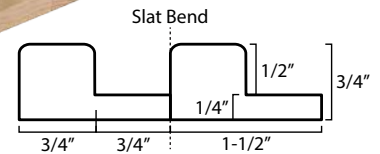


8 Slats per panel



New

**Square Pattern**  
**S1624-MP** Maple

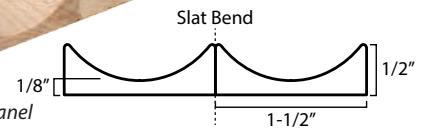


8 Slats per panel



New

**Concave Pattern**  
**S1655-MP** Maple

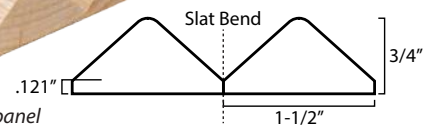


8 Slats per panel



New

**Triangle Pattern**  
**S1678-MP** Maple



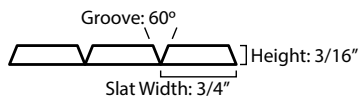
8 Slats per panel

- Black Cloth Backer
- 2" Min. Radius



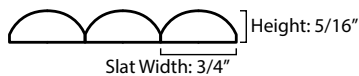
Shown: Red Oak

**Flat Pattern**  
**373-CH** Cherry  
**373-MP** Maple  
**373-RO** Red Oak



Shown: Maple

**Half Round Pattern**  
**383-MP** Maple  
**383-RO** Red Oak





# INTRODUCING FlexLam

## What is FlexLam?

*FlexLam is a collection of decorative thermoplastic wall panels and ceiling tiles. Available in multiple sizes that offer design flexibility. FlexLam collections include Flat Sheets, 3D Wall Panels, Custom Digital Printing, Wainscoting and Ceiling Tiles.*

*FlexLam can be used as flat panels in close to 50 different finishes, but are generally made with 3-dimensional patterns, making hundreds of pattern and finish combinations possible. The panels are lightweight, Class A fire-rated, and are impact, scratch, and abrasion resistant. They can be installed over most substrates and offer a great labor-saving, low*

*maintenance design solution. The BIO (built-in-overlap) allows for most pattern to have less visible seams.*

## Why choose FlexLam?

- Lightweight & flexible
- Easy to install
- Impact, abrasion, & chemical resistant properties
- Class A Fire Rated
- Hundreds of design combinations
- Custom options also available
- Economical packaged shipping to any job site
- Made in USA



## Create Your Formula

*FlexLam offers hundreds of design and finish combinations suitable for any environment.*

*Here's how to create your formula for success.*



STEP 1: Choose Any Pattern



STEP 2: Choose Any Finish



FLEXLAM

*Shown: Alphabet Soup  
+ Winter White = PES48-ALSP-WW*

*See pages 177-182 for patterns.  
See pages 184-185 for color chart.*



Flat Sheets *p. 172*  
*Non-textured 4' x 8' sheets available in 45+ finishes*




MAX & 3D Wall Panels *p. 174*  
*Textured 4' x 8' & 4' x 10' sheets available in 45+ finishes and 60+ styles*



Custom Digital Printing *p. 195*  
*Custom images and logos printed directly onto FlexLam Flat Sheets & 3D Wall Panels*



Wainscoting *p. 198*  
*30"-32" x 48" panels available in 45+ finishes and 6 styles*



Door Skins *p. 200*  
*48" x 84" adhesive backed panels available in 11 finishes*



Ceiling Tiles *p. 254*  
*2' x 2' & 2' x 4' tiles available in 45+ finishes and 45+ styles*



# FlexLam FLAT SHEETS

## (NON-TEXTURED)

Sheet Size: 4' x 8'

Thickness: .030"

### Features:

- Can be die cut to almost any shape needed (furniture parts, mouldings, tables, etc.)
- Can be bent to fit curved surfaces – from soft curves to column wraps
- Can be flat-laminated or profile-wrapped to various substrates
- Available in all FlexLam Finishes on pages 184-185

Great for a variety of applications:

- Exhibits and displays
- Door and drawer fascias
- Store fixtures
- Cabinets, counters & shelving
- Moulding and framing
- Ceiling and wall panels
- RV/auto/marine

Part #	*Finish
	White (*WH)
	Argent Bronze (*AB)
	Argent Copper (*AC)
	Argent Gold (*AG)
	Argent Silver (*AS)
<b>FLS48-30-*</b>	Mirror (*M)
	Mirror Gold (*MIRG)
	Eccoflex Black (*EB)
	Eccoflex Tan (*ET)
	All Other Finishes

Add finish code to end of part number  
ex: **FLS48-30-AG**


See pages 184-185 for color chart



## Create Your Formula

FlexLam offers hundreds of design and finish combinations suitable for any environment.

Here's how to create your formula for success.



STEP 1: FlexLam Flat Sheet



STEP 2: Choose Any Finish



FLEXLAM

Shown: Flat Sheet + Bermuda Bronze  
= FLS48-30-BB


See pages 184-185 for color chart.





STEP 1: *FlexLam Flat Sheet*

+



STEP 2: *Choose Any Finish*

=



FLEXLAM

*Shown: Flat Sheet + Mirror Silver = FLS48-30-M*

*See pages 184-185 for color chart.*

Phone: 1.800.835.4400 • Fax: 1.800.835.4403

# FlexLam MAX Wall Panels

Unique,  
Deeply Textured,  
3-D designs



## FEATURES

- LIGHTWEIGHT**
- EASY-TO-INSTALL**
- IMPACT RESISTANT**
- ABRASION RESISTANT**
- CHEMICAL RESISTANT**
- STAIN RESISTANT**
- CLASS A FIRE RATED**
- COLOR-THROUGH MATERIAL**   
Perfect for High Traffic Areas

Strikingly Beautiful, Deeply Textured,  
and Durable Decorative Surfacing Solutions

*FlexLam MAX offers deeply textured 4' x 8' wall panels in a thicker .045" material that is color-through for superior scratch and impact resistance. These are our boldest 3-dimensional patterns to date and provide even greater depth to walls.*


*With six contemporary designs, FlexLam MAX will make any space the envy of everyone. All designs come with our BIO (Built-In-Overlap) system that makes installation easy and creates a less visible seam.*

*Combine these patterns with five new finishes to create a unique, modern look for any space.*



New

Sheet Size: 4' x 8' | Thickness: .045"



**CRATER**  
PESM48-CRAT-\* **B**




**LOTUS**  
PESM48-LOTUS-\* **B**




**MORPHEUS**  
PESM48-MOR-\* **B**



**PETAL**  
PESM48-PETAL-\* **B**




**SONIC**  
PESM48-SONIC-\* **B**



**TSUNAMI**  
PESM48-TSUN-\* **B**

## FlexLam MAX FINISHES



**CALCUTTA BLACK**  
(\*CALBK)




**COCOA**  
(\*COCOA)



**TAN**  
(\*TAN)



**TITANIUM GRAY**  
(\*TITGR)



**WINTER WHITE**  
(\*WWHT)

**B** BIO (Built In Overlap)

See page 183 for full type description

Detail view represents a 12" x 12" section of the panel pattern.



# FlexLam 3D WALL PANELS (TEXTURED)

## Features:

- Can be die cut to almost any shape needed (furniture parts, mouldings, tables, etc.)
- Can be bent to fit curved surfaces – from soft curves to column wraps
- Can be flat-laminated or profile-wrapped to various substrates
- Available in all FlexLam Finishes on pages 184-185

## Great for a variety of applications:

- Exhibits and displays
- Door and drawer fascias
- Store fixtures
- Cabinets, counters & shelving
- Moulding and framing
- Ceiling and wall panels
- RV/auto/marine



## Create Your Formula

*FlexLam offers hundreds of design and finish combinations suitable for any environment.*

*Here's how to create your formula for success.*



STEP 1: Choose Any Pattern



STEP 2: Choose Any Finish



FLEXLAM

*Shown: Damask  
+ Linen Beige = PES48-DAM-LNB*

*See pages 177-182 for patterns.  
See pages 184-185 for color chart.*

Sheet Size: 4' x 8' & 4' x 10' | Thickness: .030"




**ALPHABET SOUP**  
PES48-ALSP-\* **B**  
PES410-ALSP-\*




**ARIEL**  
PES48-ARIEL-\* **B**  
PES410-ARIEL-\*



**AUDREY**  
PES48-AUD-\* **B**



**BAMBOO**  
PES48-BAM-\* **B**  
PES410-BAM-\*




**BEE HIVE**  
PES48-BEE-\* **B**  
PES410-BEE-\*



**BOSTON**  
PES48-BOS-\* **BB**  
PES410-BOS-\*



**BOWTIE**  
PES48-BOW-\* **B**  
PES410-BOW-\*




**CASCADE**  
PES48-CAS-\* **B**  
PES410-CAS-\*



**CAYMAN**  
PES48-CAY-\* **B**



**CELESTIAL**  
PES48-CEL-\* **B**  
PES410-CEL-\*



**CELTIC WEAVE**  
PES48-CW-\* **B**  
PES410-CW-\*

**\*Finish**

- White (\*WH)
- Argent Bronze (\*AB)
- Argent Copper (\*AC)
- Argent Gold (\*AG)
- Argent Silver (\*AS)
- Mirror (\*M)
- Mirror Gold (\*MIRG)
- All Other Finishes

**Packing Fee**

Add finish code to end of part number  
ex: **PES48-CAS-AG**

**B** BIO (Built In Overlap)

**BB** Bead + Button

See page 183 for full type description


\*See pages 184-185 for color chart

Detail view represents a 12" x 12" section of the panel pattern.




# FlexLam Textured (3-Dimensional) Wall Panels


Sheet Size: 4' x 8' & 4' x 10' | Thickness: .030"




**CHARLESTON**  
PES48-CHA-\* **BB**



**CHOCOLATE SQUARES**  
PES48-CHO-\* **B**  
PES410-CHO-\*




**CURVATION**  
PES48-CURVA-\* **B**  
PES410-CURVA-\*



**CURVES**  
PES48-CURV-\*  
PES410-CURV-\*




**DAMASK**  
PES48-DAM-\* **B**




**DIAMOND PLATE**  
PES48-DP-\* **B**




**DOGWOOD**  
PES48-DOG-\* **B**



**DOME 1**  
PES48-DOME1-\*



**DOME 2**  
PES48-DOME2-\*



**DOME 3**  
PES48-DOME3-\*



**FLUTED**  
PES48-FLU-\*

*Finish
White (*WH)
Argent Bronze (*AB)
Argent Copper (*AC)
Argent Gold (*AG)
Argent Silver (*AS)
Mirror (*M)
Mirror Gold (*MIRG)
All Other Finishes
<b>Packing Fee</b>

Add finish code to end of part number  
ex: PES48-CAS-AG

**B** BIO (Built In Overlap)  
**BB** Bead + Button

See page 183 for full type description

\*See pages 184-185 for color chart


Detail view represents a 12" x 12" section of the panel pattern.




Sheet Size: 4' x 8' & 4' x 10' | Thickness: .030"




**GLACIER**  
PES48-GLAC-\*  
PES410-GLAC-\* **B**




**GOBI**  
PES48-GOBI-\*  
PES410-GOBI-\* **B**




**GOBI VERTICAL**  
PES48-GOBI\*-V **B**  
PES410-GOBI\*-V



**HERRINGBONE**  
PES48-HER-\*  
PES410-HER-\* **B**



**INFERNO**  
PES48-INF-\*  
PES410-INF-\* **B**



**INTERLINK**  
PES48-INTER-\*  
PES410-INTER-\* **B**




**JAPANESE WEAVE**  
PES48-JAPWEA-\* **B**  
PES410-JAPWEA-\*



**KALAHARI**  
PES48-KAL-\*  
PES410-KAL-\* **B**



**KELP**  
PES48-KELP-\* **B**



**MARQUIS**  
PES48-MAR-\*



**METAL PLATES**  
PES48-MP-\* **B**

**\*Finish**

- White (\*WH)
- Argent Bronze (\*AB)
- Argent Copper (\*AC)
- Argent Gold (\*AG)
- Argent Silver (\*AS)
- Mirror (\*M)
- Mirror Gold (\*MIRG)
- All Other Finishes

**Packing Fee**

Add finish code to end of part number  
ex: **PES48-CAS-AG**

**B** BIO (Built In Overlap)

**BB** Bead + Button


See page 183 for full type description

\*See pages 184-185 for color chart


Detail view represents a 12" x 12" section of the panel pattern.

# FlexLam Textured (3-Dimensional) Wall Panels

Sheet Size: 4' x 8' & 4' x 10' | Thickness: .030"




**MINI DOME**  
PES48-MD-\*




**MINI QUADRO**  
PES48-MQUA-\*

**B**




**MOJAVE**  
PES48-MOJ-\*

**B**



**MOJAVE VERTICAL**  
PES48-MOJ-*\*-V*  
PES410-MOJ-*\*-V*

**B**




**MOROCCO**  
PES48-MOR-\*

**B**




**NETTLE**  
PES48-NET-\*

**B**



**QUADRO**  
PES48-QUA-\*

**B**




**QUILTED**  
PES48-QUI-\*

**B**




**RANDOM LINES**  
PES48-RL-\*

**B**



**RIB 1**  
PES48-RIB1-\*

**B**



**RIB 2**  
PES48-RIB2-\*

**B**

**\*Finish**

- White (\*WH)
- Argent Bronze (\*AB)
- Argent Copper (\*AC)
- Argent Gold (\*AG)
- Argent Silver (\*AS)
- Mirror (\*M)
- Mirror Gold (\*MIRG)
- All Other Finishes

**Packing Fee**

Add finish code to end of part number  
ex: **PES48-CAS-AG**

**B** BIO (Built In Overlap)

**BB** Bead + Button


See page 183 for full type description

\*See pages 184-185 for color chart

Detail view represents a 12" x 12" section of the panel pattern.




Sheet Size: 4' x 8' & 4' x 10' | Thickness: .030"




**RIDGES**

PES48-RID-\*  
PES410-RID-\*




**SAFARI**

PES48-SAF-\*  
PES410-SAF-\*



**SAHARA**

PES48-SAH-\*  
PES410-SAH-\*



**SAHARA VERTICAL**

PES48-SAH-\*V  
PES410-SAH-\*V



**SAVANNAH**

PES48-SAV-\*  
PES410-SAV-\*




**SCULPTED PETALS**

PES48-SCULP-\*  
PES410-SCULP-\*




**SHALOT**

PES48-SHAL-\*  
PES410-SHAL-\*



**SOUTH BEACH**

PES48-SOB-\*  
PES410-SOB-\*




**SQUARE 5**

PES48-SQ5-\*  
PES410-SQ5-\*



**STRIKE**

PES48-HAM-\*  
PES410-HAM-\*



**SUBWAY TILES**

PES48-SUB-\*  
PES410-SUB-\*



**\*Finish**

- White (\*WH)
- Argent Bronze (\*AB)
- Argent Copper (\*AC)
- Argent Gold (\*AG)
- Argent Silver (\*AS)
- Mirror (\*M)
- Mirror Gold (\*MIRG)
- All Other Finishes

**Packing Fee**

Add finish code to end of part number  
ex: **PES48-CAS-AG**

**B** BIO (Built In Overlap)

**BB** Bead + Button

See page 183 for full type description

\*See pages 184-185 for color chart

Detail view represents a 12" x 12" section of the panel pattern.



# FlexLam Textured (3-Dimensional) Wall Panels

Sheet Size: 4' x 8' & 4' x 10' | Thickness: .030"




**TETRUS**  
PES48-TET-\*  
PES410-TET-\*

**B**




**VERSA-TILE**  
PES48-VERSA-\*  
PES410-VERSA-\*

**B**




**VISTA**  
PES48-VISTA-\*  
PES410-VISTA-\*

**B**




**WAVATION**  
PES48-WAV-\*  
PES410-WAV-\*

**B**




**WAVATION VERTICAL**  
PES48-WAV-\*V  
PES410-WAV-\*V

**B**



**WEAVE**  
PES48-WEA-\*  
PES410-WEA-\*

**B**



**WEAVE VERTICAL**  
PES48-WEA-\*V  
PES410-WEA-\*V

**B**

**\*Finish**

- White (\*WH)
- Argent Bronze (\*AB)
- Argent Copper (\*AC)
- Argent Gold (\*AG)
- Argent Silver (\*AS)
- Mirror (\*M)
- Mirror Gold (\*MIRG)
- All Other Finishes

**Packing Fee**

Add finish code to end of part number  
ex: **PES48-CAS-AG**

**B** BIO (Built In Overlap)

**BB** Bead + Button

See page 183 for full type description

\*See pages 184-185 for color chart

Detail view represents a 12" x 12" section of the panel pattern.



Shown: Audrey + Brushed Nickel = PES48-AUD-BN



Shown: Vista + Gloss White = PES48-VISTA-WH


## FlexLam Fabrication & Installations

### B

#### BIO (BUILT-IN-OVERLAP)

Our BIO has flat edges on two adjoining sides of the FlexLam Wall panel. By orienting all sheets in the same direction and overlapping the panels, the seams are less noticeable. The placement of the sheet is also more flexible so that slight imperfections in the substrate will not affect the finished look.

When overlapping four FlexLam Wall panels, it is necessary to a 1/2" notch in panels 2 and 3 to avoid a bulge where the panels meet.



### BB

#### BEAD + BUTTON

Certain FlexLam patterns that do not have a BIO may have a Bead + Button feature. To install, overlap two or more sheets or tiles on the Bead + Button perimeter which will join at the pre-determined connection points.



## FlexLam Trim

### Available in 4' & 8' Lengths

FlexLam trim is available to join and finish FlexLam Structures. Edge J-Trim, Divider Trim, Inside Corners and Outside Corners and can be easily cut to size.

The Edge J-Trim simply slides onto the cut edge of the panel. Most installations use decorative wood or metal mouldings, but if these elements are not used, FlexLam Trim will finish the edges nicely.



**EDGE J-TRIM**  
**PES-J4-\*** (4' Length)  
**PES-J48-\*** (8' Length)



**INSIDE CORNER TRIM**  
**PES-I4-\*** (4' Length)  
**PES-I48-\*** (8' Length)



**OUTSIDE CORNER TRIM**  
**PES-O4-\*** (4' Length)  
**PES-O48-\*** (8' Length)



**DIVIDER TRIM**  
**PES-D4-\*** (4' Length)  
**PES-D48-\*** (8' Length)



**FLEXLAM TRIM IN MIRROR**

\* Trims available only in selective colors - See pages 184-185 for color chart

Box fee on 8' lengths if less than 25 pcs.

Phone: 1.800.835.4400 • Fax: 1.800.835.4403



# FlexLam FINISHES

Argent Finishes have color throughout and a metallic luster. Request physical samples as printed images may not be accurate.



**AFRICAN CHERRY**  
(\*AFCH)



**ALMOND**  
(\*AL)



**AMERICAN WALNUT**  
(\*AMW)




**ANTIQUe BRONZE**  
(\*ANTB)



**ARGENT BRONZE**  
(\*AB)



**ARGENT COPPER**  
(\*AC)




**ARGENT GOLD**  
(\*AG)




**ARGENT SILVER**  
(\*AS)



**BERMUDA BRONZE**  
(\*BB)



**BRONZE FANTASY**  
(\*BF)



**BRONZE STRATA**  
(\*BRSTR)



**BRUSHED ALUMINUM**  
(\*BA)



**BRUSHED COPPER**  
(\*BC)




**BRUSHED NICKEL**  
(\*BN)




**BRUSHED ONYX**  
(\*BO)



**BRUSHED STAINLESS**  
(\*BS)




**COPPER FANTASY**  
(\*CF)



**CRACKED COPPER**  
(\*CC)



**CROSSHATCH SILVER**  
(\*CS)




**DIAMOND BRUSHED**  
(\*DB)



**DISTRESSED WHITE**  
(\*DW)



**ECCOFLEX BLACK**  
(\*EB)



**ECCOFLEX TAN**  
(\*ET) *Paintable*



**GALVANIZED**  
(\*GAL)



**+** Available Colors for Gridmax™ and Outlet Covers

**>** Available Colors for Trims (Minimums Apply)

**⦿** High Traffic Finishes have color throughout so scratches are less visible

**\*** Now Available Tuffcote™ on selected finishes. A revolutionary protection shield that offers superior durability and scratch resistance.




# FlexLam FINISHES

Argent Finishes have color throughout and a metallic luster. Request physical samples as printed images may not be accurate.



**GLOSS BLACK**  
(\*BK)



**GLOSS WHITE**  
(\*WH) *Paintable*



**LAVENDER**  
(\*LAV)



**LIGHT MAPLE**  
(\*LM)



**LINEN BEIGE**  
(\*LINB)



**LINEN CHOCOLATE**  
(\*LC)



**MERLOT**  
(\*MER)



**MIRROR**  
(\*M)



**MIRROR GOLD**  
(\*MIRG)



**MIRROR GREEN**  
(\*MGR)




**MOONSTONE COPPER**  
(\*MC)




**MUTED GOLD**  
(\*MG)



**OIL RUBBED BRONZE**  
(\*ORB)



**OREGON ASH**  
(\*OA)




**PEARWOOD**  
(\*PW)



**SMOKED PEWTER**  
(\*SP)



**STEEL STRATA**  
(\*STSTR)



**TRAVERTINE**  
(\*TRA)



**VINTAGE METAL**  
(\*VM)



**WASHED OAK**  
(\*WO)



**WELSH CHERRY**  
(\*WC)



**WINTER WHITE**  
(\*WW)



**+** Available Colors for Gridmax™ and Outlet Covers

**➤** Available Colors for Trims (Minimums Apply)

**Ⓜ** High Traffic Finishes have color throughout so scratches are less visible

**\*** Now Available Tuffcote™ on selected finishes. A revolutionary protection shield that offers superior durability and scratch resistance.



STEP 1: *Choose Any Pattern*

+



STEP 2: *Choose Any Finish*

=



FLEXLAM

*Shown: Tetrus + Argent Bronze = PES48-TET-AB*

*See pages 177-182 for patterns. See pages 184-185 for color chart.*





STEP 1: *Choose Any Pattern*

+



STEP 2: *Choose Any Finish*

=




FLEXLAM

*Shown: Versa Tile + Distressed White = PES48-VERSA-DW*

*See pages 177-182 for patterns. See pages 184-185 for color chart.*


Phone: 1.800.835.4400 • Fax: 1.800.835.4403






STEP 1: *Choose Any Pattern*

+



STEP 2: *Choose Any Finish*

=




FLEXLAM

*Shown: Cascade + Argent Silver = PES48-CAS-AS*


*See pages 177-182 for patterns. See pages 184-185 for color chart.*






STEP 1: *Choose Any Pattern*

+



STEP 2: *Choose Any Finish*

=



FLEXLAM

*Shown: Kalahari + Gloss White = PES48-KAL-WH*

*See pages 177-182 for patterns. See pages 184-185 for color chart.*

Phone: 1.800.835.4400 • Fax: 1.800.835.4403



STEP 1: Choose Any Pattern

+



STEP 2: Choose Any Finish

=




FLEXLAM

Shown: Dogwood + Winter White = PES48-DOG-WW

See pages 177-182 for patterns. See pages 184-185 for color chart.





STEP 1: *Choose Any Pattern*

+



STEP 2: *Choose Any Finish*

=




FLEXLAM

*Shown: Random lines + Antique Bronze = PES48-RL-ANTB*

*See pages 177-182 for patterns. See pages 184-185 for color chart.*

Phone: 1.800.835.4400 • Fax: 1.800.835.4403





STEP 1: *Choose Any Pattern*

+



STEP 2: *Choose Any Finish*

=




FLEXLAM

*Shown: Chocolate Squares + Argent Copper = PES48-CHO-AC*

*See pages 177-182 for patterns. See pages 184-185 for color chart.*





STEP 1: *Choose Any Pattern*

+



STEP 2: *Choose Any Finish*

=




FLEXLAM

*Shown: Beehive + Argent Bronze = PES48-BEE-AB*

*See pages 177-182 for patterns. See pages 184-185 for color chart.*

Phone: 1.800.835.4400 • Fax: 1.800.835.4403





STEP 1: *Choose Any Pattern*



STEP 2: *Choose Any Finish*



FLEXLAM

*Shown: Gobi + Winter White = PES48-GOBI-WW*

*See pages 177-182 for patterns. See pages 184-185 for color chart.*

## CUSTOM PROGRAM

*Two Options:*

Digital printing

*High-quality, full color images are placed directly onto flat or textured substrates via a direct-to-substrate ink jet printer. Company logos are a popular choice for this application in corporate buildings and retail settings.*

Custom Cooling

*Incorporates one-of-a-kind designs and logos into the material yielding a functional, durable and affordable branded surface for walls and ceilings. Minimums may apply.*

STEP 1: *Choose Any FlexLam Flat Sheet or Any 3D Wall Panel Pattern*

STEP 2: *Choose Any Finish*

STEP 3: *Choose Your Design or Logo*

*See pages 172-173 for FlexLam Flat Sheet.*

*See pages 176-182 for FlexLam 3D Wall Panels.*

*See pages 184-185 for color chart.*




*Shown: Diamond Plate + Brushed Aluminum + Custom Printed Logo  
PES48-DP-BA*



*Shown: Cascade + Brushed Copper + Custom Tooled Logo  
PES48-CAS-BC*





STEP 1: *Choose Any Pattern*

+



STEP 2: *Choose Any Finish*

=



FLEXLAM

*Shown: Sahara Vertical + Travertine = PES48-SAH-TRA-V*


*See pages 177-182 for patterns. See pages 184-185 for color chart.*






STEP 1: *Choose Any Pattern*

+



STEP 2: *Choose Any Finish*

=



FLEXLAM

*Shown: Audrey + Gloss White + Custom Tooled Logo = PES48-AUD-WH*

*See pages 177-182 for patterns. See pages 184-185 for color chart.*

Phone: 1.800.835.4400 • Fax: 1.800.835.4403

## WAINSCOTING


Panel size: 30" - 32" x 48"

Thickness: .030"

These 30"-32" x 48" panels have a unique BIO (built in overlap) feature that makes seams less visible.



Create Your Formula  
For Success



STEP 1: *Choose A Pattern*



STEP 2: *Choose Any Finish*




FLEXLAM

*Shown: Annapolis + Brushed Aluminum  
PWS-3248-AN-BA*



30" - 32" x 48" Patterns | Thickness: .030"




**ANNAPOLIS**  
PWS-3248-AN-\*

**B**




**CHATHAM**  
PWS-3248-CH-\*

**B**




**GIANT WEAVE**  
PWS-3048-GW-\*

**B**




**MINI QUADRO**  
PWS-3048-MQ-\*

**B**



**NEW ORLEANS**  
PWS-3048-NO-\*

**B**



**WAVATION**  
PWS-3248-WAV-\*

**B**

- \*Finish**
- White (\*WH)
  - Argent Bronze (\*AB)
  - Argent Copper (\*AC)
  - Argent Gold (\*AG)
  - Argent Silver (\*AS)
  - Mirror (\*M)
  - Mirror Gold (\*MIRG)
  - All Other Finishes

**3 Pc. Minimum**

Add finish code to end of part number  
ex: **PWS-3248-AN-AG**

**B** BIO (Built In Overlap)

See page 183 for full type description

\* See pages 184-185 for color chart



Shown: Giant Weave + Welsh Cherry  
PWS-3048-GW-WC



## DOOR SKINS

---

*Size: 48" x 84"*

*Thickness: .013"*

*FlexLam Door Skins are designed to apply over existing flat panel doors for a new, fresh look without the expense.*

### Features:

- *Adhesive backing*
- *Easy fabrication*
- *High impact finish*
- *Chemical resistant*
- *Cut to fit most common door sizes*



*Shown: Medium Walnut  
MDS4884-MW*

48" x 84" Patterns | Thickness: .013"



**SOPRANO**  
MDS4884-SOP



**NOCE SECCHIA**  
MDS4884-NS



**RUSTIC ALDER**  
MDS4884-RA




**ESPRESSO APPLE**  
MDS4884-EA




**DRIFTWOOD**  
MDS4884-DR




**PORTUNA**  
MDS4884-POR




**MEDIUM CHERRY**  
MDS4884-MCH



**MEDIUM WALNUT**  
MDS4884-MW



**DARK WALNUT**  
MDS4884-DW



**GLOSS WHITE**  
MDS4884-GW



BEFORE



AFTER

# INTRODUCING MetLam

## What is MetLam?

*MetLam is a collection of high-pressure laminates (HPL) with real aluminum, pebbled aluminum, mill aluminum, and copper steel surfaces. Available with or without a phenolic backing, these metallic sheets are easy to work with and can bend to fit curved applications. MetLam enhances the look of real metals with embossing, hand painting, etching, and other innovative techniques.*

## Features:

- *Real metal surface with high abrasion and chemical resistance*
- *Suitable for vertical and light-duty horizontal applications*
- *Can bend to fit curved surfaces*
- *Can be applied directly to drywall*
- *Ships with clear protective film for ease of handling*
- *UV stable (varies with installation location)*
- *Scratch and chemical resistant properties*




## Create Your Formula

*Metlam HPL offers a variety of high quality design solutions featuring innovative techniques to enhance the look of metals. Here's how to create your formula for success.*



STEP 1: *Choose Any Pattern*



METLAM

*Shown: Diamond Rose Gold  
NM48-DE-DRG*



# MetLam COLLECTIONS



ArtFul Metals *p. 204*

*Unique unbacked aluminum  
4' x 8' sheets available in  
15 finishes*



Divine Elements *p. 210*

*Inspired by nature and mythology  
4' x 8' sheets available in  
14 finishes*



Aluminum *p. 208*

*Flat sheet or embossed designs  
4' x 8' sheets available in  
23 finishes/styles*



Copper *p. 212*

*Copper embossed designs  
4' x 8' sheets available in  
6 styles*



Unique Art *p. 207*

*Hand painted unique works of art  
4' x 8' sheets available in  
4 styles*

## COLLECTION: ARTFUL METALS

Sheet Size: 4' x 8' | Thickness: .032"

*This collection of 15 unique metal finishes range from bright colorful patinas to rich oxidized coppers on either mill satin aluminum or pebble aluminum.*

### **Pebble Aluminum:**

*An unbacked aluminum with a stipple-like coating that creates a smooth pebbled texture*

### **Mill Satin Aluminum:**

*An unbacked aluminum with a satin finish*

*Unbacked Metal Laminates have a thicker layer of metal than laminates with phenolic paper backing. This means that when formed, the metal may maintain its shape and are stronger against impacts, chemicals, stains, and abrasions.*



*Shown: Funky Cold Patina + Pebble Aluminum  
NM48-PEB-FCP*

### Features:

- *No counterbalancing required*
- *Adheres directly to most substrates, including drywall*
- *Can be bent or curved*
- *High impact & abrasion resistant*
- *Chemical resistant*
- *Stain resistant*
- *Custom or stock imagery*

### TAKE A CLOSER LOOK:



**MILL SATIN ALUMINUM**

*Castle Black - NM48-MIL-CBK*




**PEBBLE ALUMINUM**

*Castle Black - NM48-PEB-CBK*




COLLECTION: ARTFUL METALS

Sheet Size: 4' x 8' | Thickness: .032"




**ARCTIC**  
**NM48-MIL-ARCTIC**  
**NM48-PEB-ARCTIC**



**BLACK SANDS**  
**NM48-MIL-BLKSANDS**  
**NM48-PEB-BLKSANDS**




**BOURBON STREAK**  
**NM48-MIL-BOUSTRK**  
**NM48-PEB-BOUSTRK**



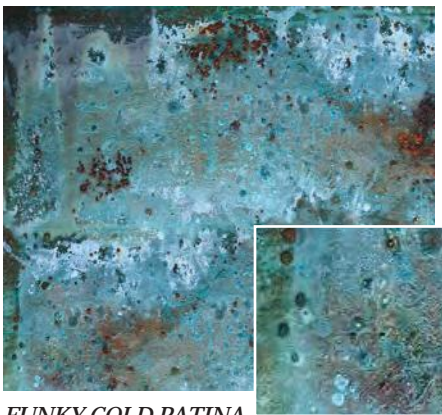
**CARATS**  
**NM48-MIL-CARATS**  
**NM48-PEB-CARATS**




**CASTLE BLACK**  
**NM48-MIL-CBK**  
**NM48-PEB-CBK**




**CULATER**  
**NM48-MIL-CULATER**  
**NM48-PEB-CULATER**



**FUNKY COLD PATINA**  
**NM48-MIL-FCP**  
**NM48-PEB-FCP**



**GATSBY**  
**NM48-MIL-GATSBY**  
**NM48-PEB-GATSBY**



**NATIVE PATINA**  
**NM48-MIL-NATPAT**  
**NM48-PEB-NATPAT**

Swatches shown in Mill Satin Aluminum Finish



COLLECTION: ARTFUL METALS


Sheet Size: 4' x 8' | Thickness: .032"




*RAVEN*  
NM48-MIL-RAVEN  
NM48-PEB-RAVEN



*RED RUST*  
NM48-MIL-REDRUST  
NM48-PEB-REDRUST




*SO IMPRESSED*  
NM48-MIL-SOIMPR  
NM48-PEB-SOIMPR



*TALISMAN*  
NM48-MIL-TALMAN  
NM48-PEB-TALMAN




*WELCOME BACK  
COPPER*  
NM48-MIL-WBC  
NM48-PEB-WBC



*WICKED*  
NM48-MIL-WICKED  
NM48-PEB-WICKED

*Swatches shown in Mill Satin Aluminum Finish*



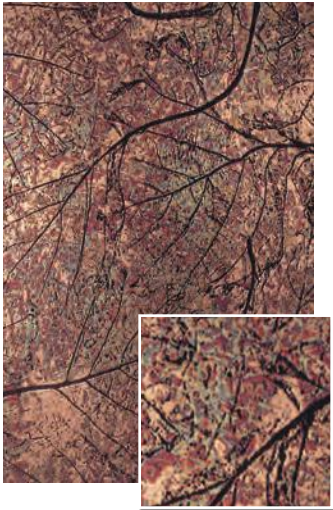
*Shown: Funky Cold Patina + Pebble Aluminum  
NM48-PEB-FCP*



## COLLECTION: UNIQUE ART

Sheet Size: 4' x 8' | Thickness: .035"

As the name implies, Unique Art Laminates are unique works of art that offer rich colors and metals in their design. They are hand painted by artists using techniques that allow for repeatability. Protected with a high-quality lacquer process to ensure durability, these laminates can be used in both low and high-traffic areas. Since each sheet is hand painted, it should be noted that slight differences can be seen from sheet to sheet.



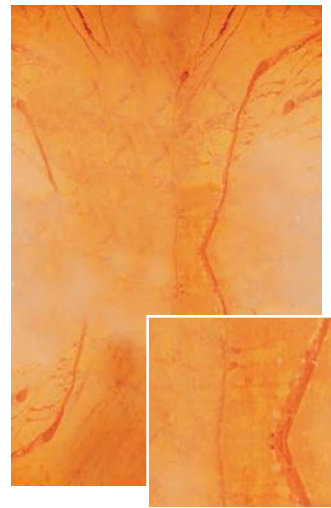
*PATINA AUTUMN  
LEAVES*  
**NM48-UAC-AUTLEAVES**



*Shown: Patina Autumn Leaves*  
**NM48-UAC-AUTLEAVES**



*Shown: Patina Onyx*  
**NM48-UAC-ONYX**



*PATINA ONYX*  
**NM48-UAC-ONYX**



*MADRID*  
**NM48-UAC-MADRID**

COLLECTION: ALUMINUM


All finishes are available in flat sheets or with embossed designs added. Most finishes are lacquered for abrasion resistance. Polished finishes are anodized.




Shown: Aluminum Mill  
NM48-STD-MILL




*POLISHED ALUMINUM*  
**NM48-STD-PA**




*POLISHED SMOKE*  
**NM48-STD-PS**



*POLISHED BRASS*  
**NM48-STD-PB**




*BRUSHED STAINLESS*  
**NM48-STD-BS**




*BRUSHED BRONZE*  
**NM48-STD-BBR**



*BRUSHED BRASS*  
**NM48-STD-BB**



*ALUMINUM MILL*  
**NM48-STD-MILL**



*BRUSHED ALUMINUM*  
**NM48-STD-BA**



*BRUSHED ALUMINUM DIAMOND PLATE*  
**NM48-ALU-DP**



Sheet Size: 4' x 8' | Thickness: .035"

COLLECTION: ALUMINUM



*BRUSHED  
STAINLESS  
DIAMOND PLATE*  
**NM48-BS-DP**



*BRUSHED  
ALUMINUM  
CORRUGATED*  
**NM48-EMB-COR-BA**



*BRUSHED  
STAINLESS STEEL  
CORRUGATED*  
**NM48-EMB-COR-BS**




*MILL ALUMINUM  
CORRUGATED*  
**NM48-EMB-COR-MILL**



*ALUMINUM  
RONDO*  
**NM48-ALU-RON**




*BRUSHED  
ALUMINUM MESH*  
**NM48-MESH-BA**



*BRUSHED  
STAINLESS  
MESH*  
**NM48-MESH-BS**



*BLACK MESH*  
**NM48-MESH-BK**



*ANTIQUE PEWTER  
MESH*  
**NM48-MESH-AP**



*BRUSHED  
STAINLESS  
REEDS*  
**NM48-EMB-REED-BS**



*ANTIQUE PEWTER  
REEDS*  
**NM48-EMB-REED-AP**



*BRUSHED  
ALUMINUM  
RIDGES*  
**NM48-RIDGES-BA**



*BRUSHED  
STAINLESS  
RIDGES*  
**NM48-RIDGES-BS**



*Shown: Brushed Aluminum Ridges  
NM48-RIDGES-BA*


# COLLECTION: DIVINE ELEMENTS

Sheet Size: 4' x 8' | Thickness: .032"

## A Metlam Collection Inspired by Nature and Mythology

The Divine Elements Collection combines qualities from water and rare earth elements to celebrate the unique relationship between nature's raw power and human curiosity to bring inspiration to each day. Our new HPL finishes range from Rose Gold and Gun Metal to the iridescent Polished Smoke and classic Brushed Aluminum. The patterns

draw inspiration from the natural world, including: **Mill Diamond**, **Waterfall**, **Aqua**, **Neptune** and **Titan** patterns. Together, these pattern and finish combinations are destined to create a legendary design like no other.



Detail View


Shown: Titan Aluminum Gun Metal  
NM48-DE-TITAN



ALUMINUM  
GUN METAL  
NM48-DE-GMA



ALUMINUM  
ROSE GOLD  
NM48-DE-RG



MILL  
GUN METAL  
NM48-DE-GMM



TITAN  
ALUMINUM GUN METAL  
NM48-DE-TITAN


The colors may vary from the actual product shown. Therefore, it is strongly recommended that you order a sample prior to purchase.



New

# COLLECTION: DIVINE ELEMENTS

Sheet Size: 4' x 8' | Thickness: .032"




Shown: *Diamond Rose Gold*

NM48-DE-DRG



*AQUA  
ROSE GOLD*  
NM48-DE-ARG



*AQUA  
POLISHED SMOKE*  
NM48-DE-APS



*WATERFALL  
ROSE GOLD*  
NM48-DE-WATRG



*WATERFALL  
ALUMINUM GUN METAL*  
NM48-DE-WA




*DIAMOND  
MILL GUN METAL*  
NM48-DE-DGM



*DIAMOND  
POLISHED SMOKE*  
NM48-DE-DPS



*DIAMOND  
ROSE GOLD*  
NM48-DE-DRG



*NEPTUNE  
BRUSHED ALUMINUM*  
NM48-DE-NEPBA



*NEPTUNE  
POLISHED SMOKE*  
NM48-DE-NEPPS



*NEPTUNE  
ROSE GOLD*  
NM48-DE-NEPRG

The colors may vary from the actual product shown. Therefore, it is strongly recommended that you order a sample prior to purchase.

Phone: 1.800.835.4400 • Fax: 1.800.835.4403



COLLECTION: COPPER

Sheet Size: 4' x 8' | Thickness: .035"

Copper laminates with selected popular embossed designs are lacquered and come with a clear protective film.



*COPPER  
FINE HAMMERED*  
**NM48-CC-FHC**



*COPPER  
HAMMERED*  
**NM48-CC-HC**



*MATTE  
COPPER*  
**NM48-CC-MC**



*ANTIQUE COPPER  
FINE HAMMERED*  
**NM48-CC-AFHC**



*ANTIQUE COPPER  
MESH*  
**NM48-MESH-AC**



*ANTIQUE COPPER  
ORE*  
**NM48-CC-ACO**



*Shown: Copper Fine Hammered  
NM48-CC-FHC*





DIVINE ELEMENTS COLLECTION  
*Shown in Rose Gold*



COPPER COLLECTION  
*Shown in Antique Copper Ore*



UNIQUE ART COLLECTION  
*Shown in Patina Malchit*



ALUMINUM COLLECTION  
*Shown in Aluminum Mill*

# GRAPHIC WALL PANELS

**Sheet Sizes:**

4' x 8'

**Thickness:**

.045" (**Fire Rated**) & .060"

or

4' x 10'

**Thickness:** .120"

**Material: FRP**


(Fiberglass Reinforced Plastic Panels)

Our Graphic Wall Panels are suitable for use as wall coverings, wainscoting, elevator walls, bar fronts, signage and POP displays.

Our Graphic Wall Panels are a translucent panel that pass sanitary codes and is easy to clean. It is suitable for wet environments such as commercial kitchens and baths. With its second surface imaging, and the addition of a white backer, this substrate resists scratching and is highly durable, making it the perfect wall protection in high traffic areas.



Custom Art



Bamboo Rings, Green

**A** Unbacked Translucent Panels

Unbacked translucent panels are imaged only.

Part #	Size
LTP48-045*	4' x 8' .045"TH
LTP48-060*	4' x 8' .060"TH
LTP410-120*	4' x 10' .120"TH

Add pattern code to end of part number  
ex: LTP410-120-ASPEN

**B** Backed Translucent Panels

Backed translucent panels are panels with an added white backer.

Part #	Size
LTP48-045*	4' x 8' .045"TH
LTP48-060*	4' x 8' .060"TH
LTP410-120*	4' x 10' .120"TH

If adding backer add WB to end of Part Number  
ex: Example LTP410-120-ASPEN-WB

■ Fire Rated




## How To Choose Your Graphics

### FROM OUR IDEA LIBRARY

Choose from our extensive idea library, where **hundreds of images** have been specifically developed to work with our products.



ASPEN (\*ASPEN)



BIRCH (\*BIR)



DUNE GRASS (\*DNGR)

Visit [outwaterphotogallery.com/laminates](http://outwaterphotogallery.com/laminates) for our idea library

### OR CUSTOM GRAPHICS



One of the advantages of our services is the ability to **customize the images** within our idea library or you can create your own unique artwork.



**PARTITIONS**  
From Our Idea Library

Section Dividers: Aspen - LTP48-060-ASPEN-WB  
Wainscot: Dune Grass - LTP48-060-DNGR-WB



**WAINSCOTING**  
From Our Idea Library

Aspen, Golf Yellow - LTP410-120-\*



**WALLCOVERINGS/WALL PROTECTION**  
Passes Sanitary Codes



**POP DISPLAY**  
From Our Idea Library

Birch + Translucent Panels






**FROSTED LINE**

*Shown: Jacquard Frosted + Acrylic*

## 5 Acrylic Thicknesses



*Our 4'x 8' acrylic panels are available in five thicknesses: 1/4", 3/8", 1/2", 3/4" & 1".*

*The acrylic panels are perfect for divider panels, semi-private panels, wall panels, retail displays, inserts and more.*

*No matter how the panels are used to divide space, the collection's visual weightlessness doesn't divide attention.*

*It's truly the icing on the cake of any room design.*

- *Easy-to-install*
- *Cut-to-size available*
- *High Impact, abrasion & chemical resistant properties*



4' x 8' Panels

Thicknesses: 1/4", 3/8", 1/2", 3/4" & 1"

## FROSTED LINE Over 20 Exclusive Designs


Frosted designs range from nature-inspired motifs like Abstract Flower Frosted and Pine Cones Frosted to minimalist patterns like Zoom Frosted and the intricate, woven design of Jacquard Frosted.




ABSTRACT FLOWER (\*AF)




ASPEN LEAVES (\*AL)




BIRCH CROSSHATCH (\*BC)




BLOCK-AID (\*BA)



BRAIDS (\*BR)




BUBBLE MATRIX (\*BM)



CIRCLE STAR (\*CS)



DECO (\*DE)



FIRESTORM (\*FS)



FLORAL FAN (\*FF)



GROOVE (\*GR)



JACQUARD (\*JA)



4' x 8' Panels




Thicknesses: 1/4", 3/8", 1/2", 3/4" & 1"


FROSTED LINE Over 20 Exclusive Designs




LOTUS (\*LO)




MID-CENTURY MODERN (\*MM)



OPTICAL BULGE (\*OB)



OPTICAL TWIST (\*OT)



PINE CONES (\*PC)



ROLLING WATER (\*RW)



WILLOW (\*WL)




ZOOM (\*ZM)

Part #	Thickness
ACR125*	1/8"
ACR250*	1/4"
ACR500*	1/2"
ACR750*	3/4"
ACR100*	1"

Add pattern code to end of part number  
ex: ACR125-OB



Shown: Zoom Frosted + Acrylic



## Variation

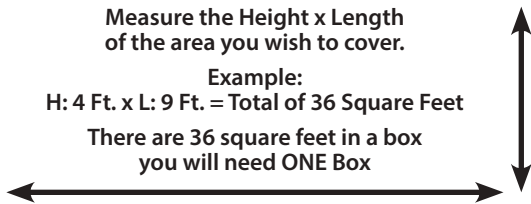
*No two planks will look alike!*

Our complex color variation, along with our mixed widths contributes to a beautiful, large scale design. The deep graining in each board was cast from reclaimed old barn wood lumber.

## How To Measure

Measure the Height x Length of the area you wish to cover.

Example:  
H: 4 Ft. x L: 9 Ft. = Total of 36 Square Feet  
There are 36 square feet in a box you will need ONE Box




## Specifications

- Size: 6" & 8" W x 46-1/2" L x 3/8" Thick
- Material: Urethane Composite / Acrylic Finish
- UV Stabilized For Interior Use

## Easy To Install

Installs at a fraction of the time, cost & labor of an actual wood installation, yet has all the benefits & appeal that only wood can bring to a space. Attaches to sheet rock, concrete, wood or brick with standard woodworking tools.

Simply mark a level line for your first row. Begin with several drops of construction adhesive & pin into place with small nails or staples. Continue to the end of the row & trim as needed. Start the next row with a staggered plank to avoid seams aligning. Trim as needed around outlets and switches. This process will continue until you have completed the project. We recommend F26, PL Premium or equivalent adhesive for best results.







# WHITE WASHED

*Plank It Wallscapes collection gives you the beautifully random character of real barn wood. Our planks are quickly being recognized as the most realistic reproduction on the market.*

**Full Box**

**PLANKIT-WW**

16 pc. per box (Approx. 36 sq. ft.)  
(8) 6" W & (8) 8" W x 46-1/2" L x 3/8" Thick

**Half Box**

**PLANKIT-WW-8**

8 pc. per box (Approx. 18 sq. ft.)  
(4) 6" W & (4) 8" W x 46-1/2" L x 3/8" Thick

*Minimum Order 1 Carton. No Broken Boxes.*

**Sample Chain**  
**PLANKIT-WW-SAMP**

3 Pcs. Variation Color/Graining  
2-5/8" x 10"  
Refunded within 90 days of purchase



## Variation

Our sun weathered planks naturally created the perfect color palette in harmony with each other. No two planks will look alike in color or graining.



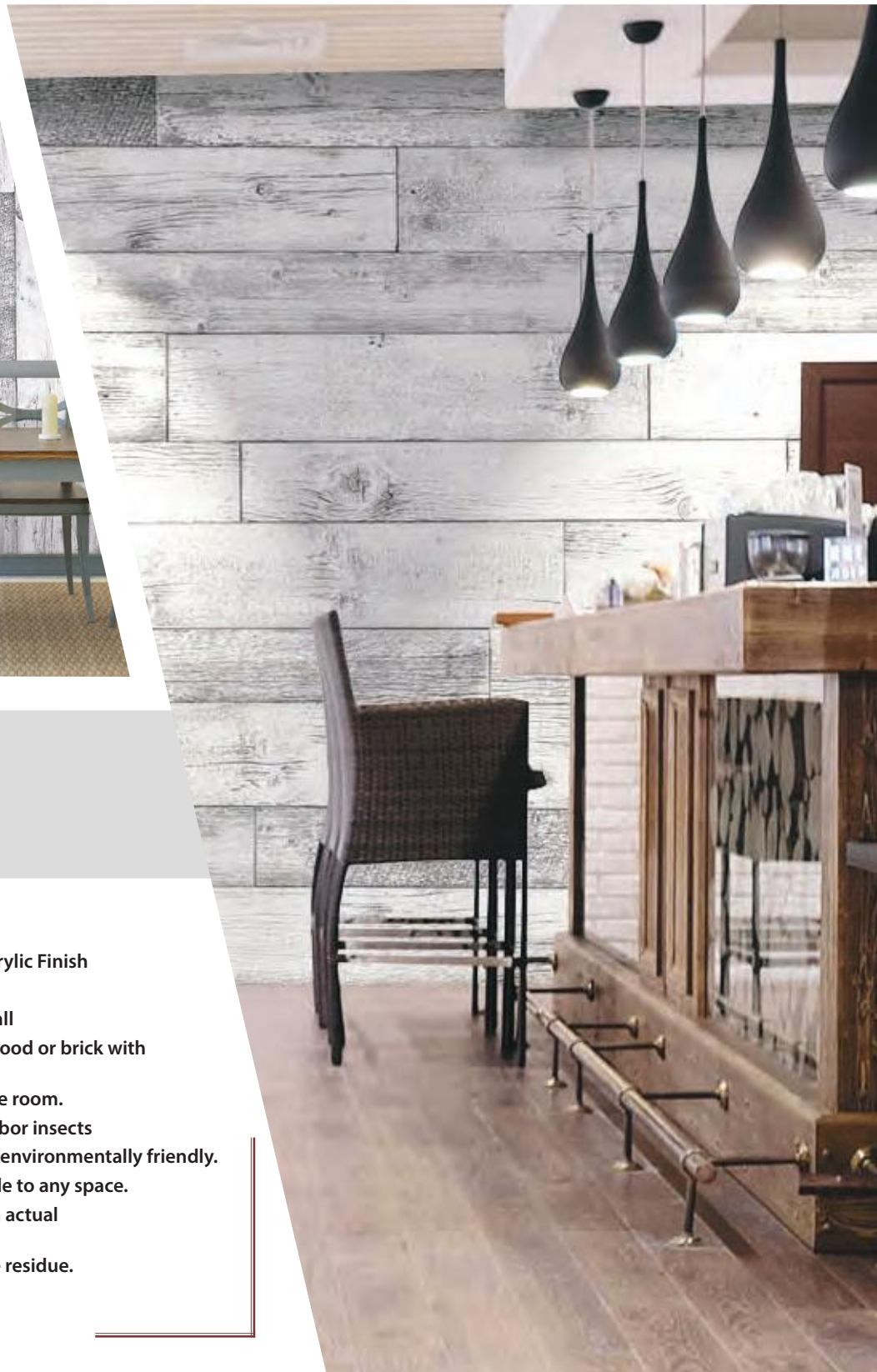
*The Deep Graining In Each Board Was Cast From Reclaimed Old Barn Wood Lumber.*



**New!**

## Smaller Planks

- 3-7/8" wide
- 10 sq. ft. per box
- Please inquire



- Material: Urethane Composite / Acrylic Finish
- UV Stabilized For Interior Use
- Lightweight: Easy to handle & install
- Attaches to sheet rock, concrete, wood or brick with standard woodworking tools.
- Create a feature wall or do an entire room.
- Won't warp, crack/check, rot or harbor insects
- Easy to clean, non-toxic planks are environmentally friendly.
- Add value, interest and current style to any space.
- Replicated to exacting details from actual weathered wood planks.
- No arsenic, lead, odors or pesticide residue.
- **Class "A" Fire Rated**





# CANYON RED

*Plank It Wallscapes collection gives you the beautifully random character of real barn wood. Our planks are quickly being recognized as the most realistic reproduction on the market.*

### Full Box

#### **PLANKIT-CR**

16 pc. per box (Approx. 36 sq. ft.)  
(8) 6" W & (8) 8" W x 46-1/2" L x 3/8" Thick

### Half Box

#### **PLANKIT-CR-8**

8 pc. per box (Approx. 18 sq. ft.)  
(4) 6" W & (4) 8" W x 46-1/2" L x 3/8" Thick

*Minimum Order 1 Carton. No Broken Boxes.*

### Sample Chain

#### **PLANKIT-CR-SAMP**

3 Pcs. Variation Color/Graining  
2-5/8" x 10"  
Refunded within 90 days of purchase

## Variation

Our sun weathered planks naturally created the perfect color palette in harmony with each other. No two planks will look alike in color or graining.



*The Deep Graining In Each Board Was Cast From Reclaimed Old Barn Wood Lumber.*





# bar restaurant

- Material: Urethane Composite / Acrylic Finish
- UV Stabilized For Interior Use
- Lightweight: Easy to handle & install
- Attaches to sheet rock, concrete, wood or brick with standard woodworking tools.
- Create a feature wall or do an entire room.
- Won't warp, crack/check, rot or harbor insects
- Easy to clean, non-toxic planks are environmentally friendly.
- Add value, interest and current style to any space.
- Replicated to exacting details from actual weathered wood planks.
- No arsenic, lead, odors or pesticide residue.
- **Class "A" Fire Rated**





# COTTAGE BLUE

*Plank It Wallscapes collection gives you the beautifully random character of real barn wood. Our planks are quickly being recognized as the most realistic reproduction on the market.*

**Full Box**  
**PLANKIT-CB**

16 pc. per box (Approx. 36 sq. ft.)  
(8) 6" W & (8) 8" W x 46-1/2" L x 3/8" Thick

**Half Box**  
**PLANKIT-CB-8**

8 pc. per box (Approx. 18 sq. ft.)  
(4) 6" W & (4) 8" W x 46-1/2" L x 3/8" Thick


*Minimum Order 1 Carton. No Broken Boxes.*

**Sample Chain**  
**PLANKIT-CB-SAMP**


3 Pcs. Variation Color/Graining  
2-5/8" x 10"  
Refunded within 90 days of purchase

## Variation

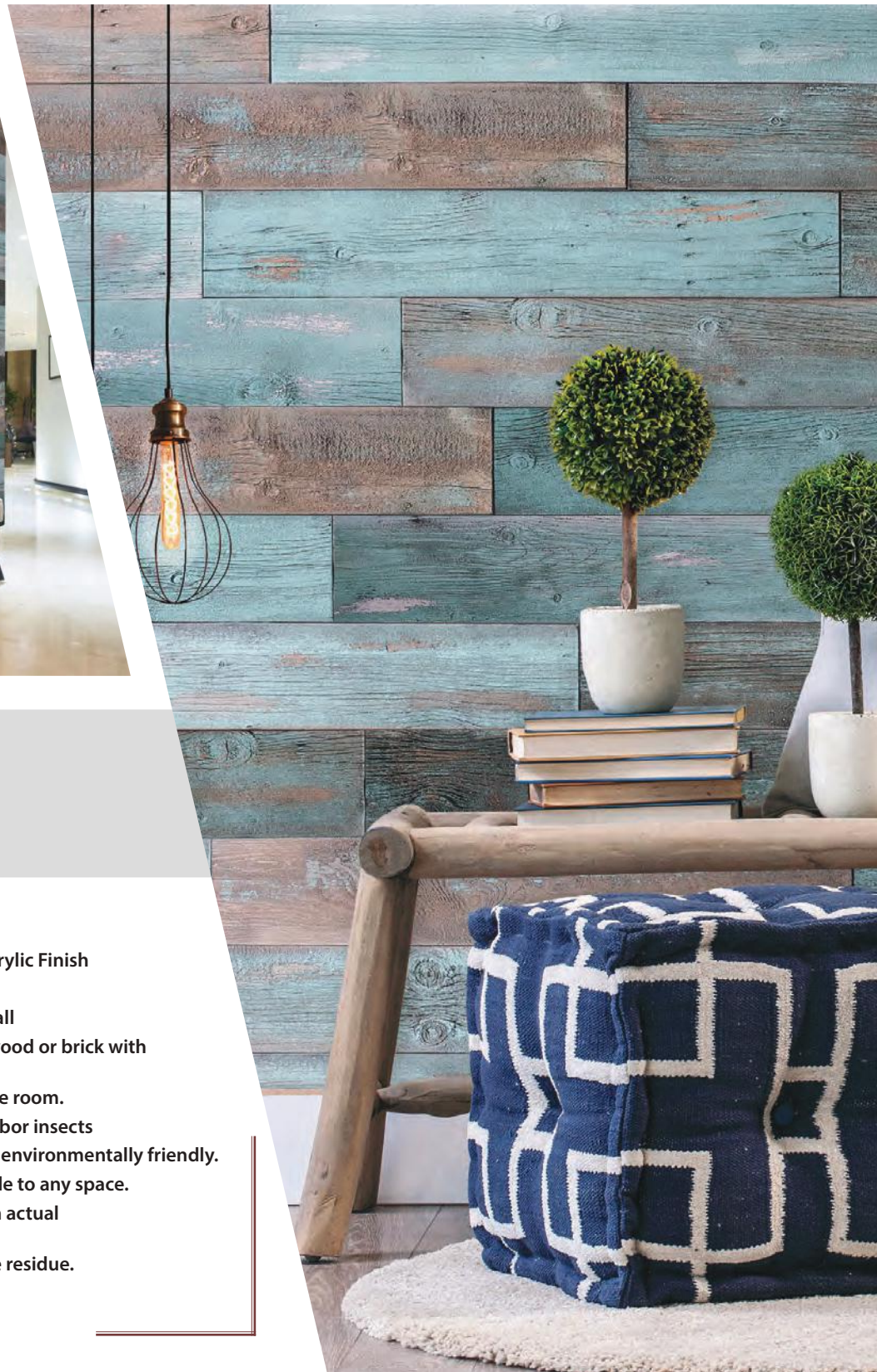
Our sun weathered planks naturally created the perfect color palette in harmony with each other. No two planks will look alike in color or graining.



*The Deep Graining In Each Board Was Cast From Reclaimed Old Barn Wood Lumber.*







- Material: Urethane Composite / Acrylic Finish
- UV Stabilized For Interior Use
- Lightweight: Easy to handle & install
- Attaches to sheet rock, concrete, wood or brick with standard woodworking tools.
- Create a feature wall or do an entire room.
- Won't warp, crack/check, rot or harbor insects
- Easy to clean, non-toxic planks are environmentally friendly.
- Add value, interest and current style to any space.
- Replicated to exacting details from actual weathered wood planks.
- No arsenic, lead, odors or pesticide residue.
- **Class "A" Fire Rated**





# STORM GREY

*Plank It Wallscapes collection gives you the beautifully random character of real barn wood. Our planks are quickly being recognized as the most realistic reproduction on the market.*

### Full Box

#### PLANKIT-STG

16 pc. per box (Approx. 36 sq. ft.)  
(8) 6" W & (8) 8" W x 46-1/2" L x 3/8" Thick

### Half Box

#### PLANKIT-STG-8

8 pc. per box (Approx. 18 sq. ft.)  
(4) 6" W & (4) 8" W x 46-1/2" L x 3/8" Thick

*Minimum Order 1 Carton. No Broken Boxes.*

### Sample Chain PLANKIT-STG-SAMP

5 Pcs. Variation Color/Graining  
2-5/8" x 10"  
Refunded within 90 days of purchase




## Variation

Our sun weathered planks naturally created the perfect color palette in harmony with each other. No two planks will look alike in color or graining.



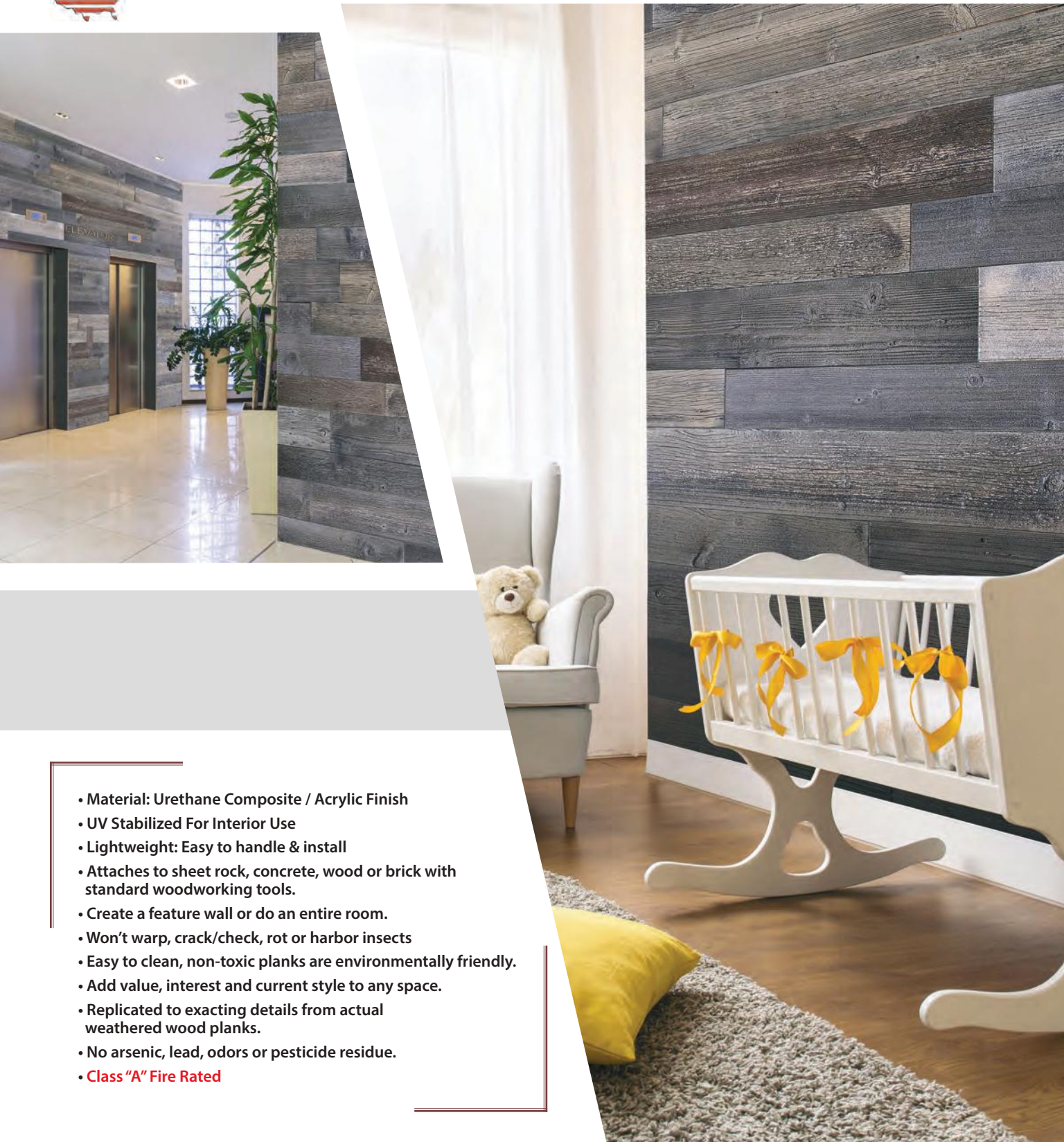
*The Deep Graining In Each Board Was Cast From Reclaimed Old Barn Wood Lumber.*



**New**

## Smaller Planks

- 3-7/8" wide
- 10 sq. ft. per box
- Please inquire



- Material: Urethane Composite / Acrylic Finish
- UV Stabilized For Interior Use
- Lightweight: Easy to handle & install
- Attaches to sheet rock, concrete, wood or brick with standard woodworking tools.
- Create a feature wall or do an entire room.
- Won't warp, crack/check, rot or harbor insects
- Easy to clean, non-toxic planks are environmentally friendly.
- Add value, interest and current style to any space.
- Replicated to exacting details from actual weathered wood planks.
- No arsenic, lead, odors or pesticide residue.
- **Class "A" Fire Rated**





# WOODLANDS CABIN

*Plank It Wallscapes collection gives you the beautifully random character of real barn wood. Our planks are quickly being recognized as the most realistic reproduction on the market.*

### Full Box

**PLANKIT-WC**

16 pc. per box (Approx. 36 sq. ft.)  
(8) 6" W & (8) 8" W x 46-1/2" L x 3/8" Thick

### Half Box

**PLANKIT-WC-8**

8 pc. per box (Approx. 18 sq. ft.)  
(4) 6" W & (4) 8" W x 46-1/2" L x 3/8" Thick

*Minimum Order 1 Carton. No Broken Boxes.*

### Sample Chain

**PLANKIT-WC-SAMP**

5 Pcs. Variation Color/Graining  
2-5/8" x 10"  
Refunded within 90 days of purchase

## Variation

Our sun weathered planks naturally created the perfect color palette in harmony with each other. No two planks will look alike in color or graining.



*The Deep Graining In Each Board Was Cast From Reclaimed Old Barn Wood Lumber.*







- Material: Urethane Composite / Acrylic Finish
- UV Stabilized For Interior Use
- Lightweight: Easy to handle & install
- Attaches to sheet rock, concrete, wood or brick with standard woodworking tools.
- Create a feature wall or do an entire room.
- Won't warp, crack/check, rot or harbor insects
- Easy to clean, non-toxic planks are environmentally friendly.
- Add value, interest and current style to any space.
- Replicated to exacting details from actual weathered wood planks.
- No arsenic, lead, odors or pesticide residue.
- **Class "A" Fire Rated**





# SEASIDE GREY

*Plank It Wallscapes collection gives you the beautifully random character of real barn wood. Our planks are quickly being recognized as the most realistic reproduction on the market.*

### Full Box

#### PLANKIT-SEG

16 pc. per box (Approx. 36 sq. ft.)  
(8) 6" W & (8) 8" W x 46-1/2" L x 3/8" Thick

### Half Box

#### PLANKIT-SEG-8

8 pc. per box (Approx. 18 sq. ft.)  
(4) 6" W & (4) 8" W x 46-1/2" L x 3/8" Thick

*Minimum Order 1 Carton. No Broken Boxes.*

### Sample Chain PLANKIT-SEG-SAMP

3 Pcs. Variation Color/Graining  
2-5/8" x 10"  
Refunded within 90 days of purchase



## Variation

Our sun weathered planks naturally created the perfect color palette in harmony with each other. No two planks will look alike in color or graining.




*The Deep Graining In Each Board Was Cast From Reclaimed Old Barn Wood Lumber.*



**New**

## Smaller Planks

- 3-7/8" wide
- 10 sq. ft. per box
- Please inquire



- Material: Urethane Composite / Acrylic Finish
- UV Stabilized For Interior Use
- Lightweight: Easy to handle & install
- Attaches to sheet rock, concrete, wood or brick with standard woodworking tools.
- Create a feature wall or do an entire room.
- Won't warp, crack/check, rot or harbor insects
- Easy to clean, non-toxic planks are environmentally friendly.
- Add value, interest and current style to any space.
- Replicated to exacting details from actual weathered wood planks.
- No arsenic, lead, odors or pesticide residue.
- **Class "A" Fire Rated**





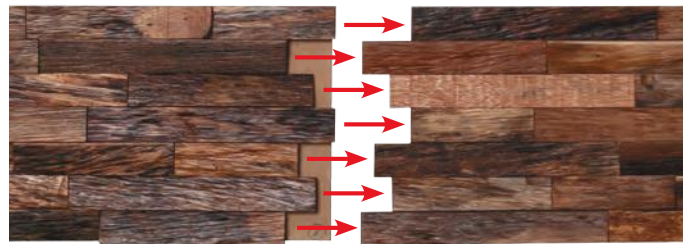
Shown In: Natural (Mahogany)



## 3D WOOD WALLSCAPES

Surround yourself with the warmth of natural wood with a stunning accent wall or 3 dimensional wood wallscape. When used on multiple walls, the 3D Wallscapes can quickly and easily transform the design of any room. Harvested from sustainable forests, our panels have a clean, minimalist appeal with natural wood texture & characteristics. Available in 4 warm & inviting finishes, choose one finish for a calming, unified effect; adding depth & charm. Installation is quick, simple and DIY friendly. Bring the calming beauty of nature to your interior spaces with the natural warmth, texture and comfort that only wood creates.

### Interlocking Panel Connection



23-5/8" W 7-7/8" H x 3/4" Thick Plank



**Natural (Mahogany)**

**WWS3D-NATURAL**

- Natural Solid Hardwood interlocking wall planks
- 4 Species: Oak, Acacia, Walnut and Mahogany
- High quality smooth stained finish
- Dimensional raised, textured design
- Create a serene inviting space
- Modern style and Classic charm
- Use in a Residential or Commercial setting
- Easy installation




New



Shown In: Oak

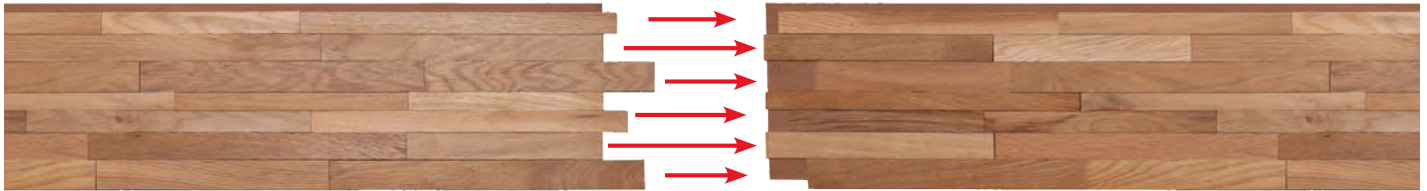


Shown In: Black Walnut



Shown In: Acacia

*Interlocking Panel Connection*



47-1/4" W 7-7/8" H x 1/2" Thick Planks



**Black Walnut**  
WWS3D-BKWAL



**Oak**  
WWS3D-OAK



**Acacia**  
WWS3D-ACACIA



# Faux Stone Panels

Create the authentic look of real stone with our easy to install and cost effective "Stone Clone" collection.

The  
"Stone Clone  
Collection"

Cloned From  
Nature

Ledgestone

Stonewall

Rockwall

Replicating color and textures taken straight from nature, the endless applications of our realistic lightweight, ready to install panels can become the highlight of your next project.

 **Free Shipping**  
for 20 or more panels

**IN STOCK**



## HIGH DENSITY POLYURETHANE INTERLOCKING PANELS

### 3 Styles & 2 Finishes

- Interlocking system allows for seamless connection
- Suitable for indoor or outdoor use. (U.V. stabilized)
- Lightweight, easy application with ordinary woodworking tools
- Pre-finished, mortar free and impact resistant



### LEDGESTONE PANELS

Actual Size: 48-3/4" W x 19-1/8" H x 1-5/8" Thick



Coverage per panel:  
approx. 5.50 sq. ft.

**SCS-10-DT**  
Desert Tan

**SCS-10-BB**  
Bel Air Blue



### STONEWALL PANELS


Actual Size: 48-3/4" W x 18-1/8" L x 1-1/8" Thick



Coverage per panel:  
approx. 5.50 sq. ft.

**SCS-30-DT**  
Desert Tan

**SCS-30-BB**  
Bel Air Blue



### ROCKWALL PANELS

Actual Size: 48" W x 18-7/8" H x 2" Thick



Coverage per panel:  
approx. 5.50 sq. ft.

**SCS-20-DT**  
Desert Tan

**SCS-20-BB**  
Bel Air Blue



**SAMPLES**  
Add (-SAMP) to any part number for 12" x 9" Sample

**FULL SAMPLE KIT**  
**SCS-SAMP-KIT**  
(includes a 12" x 9" sample of all 6 Stone Clone panels)



**MP-25-ADH**  
Multi-Purpose Adhesive  
10.1 oz. cartridge  
CAULK-GUN



**TPG-BLACK**  
Black Grout  
10.3 oz. cartridge





## 2 Ft. x 4 Ft. Density Polyurethane Panels

*Achieve the look of realistic surfaces for a fraction of the cost with a new innovative building material!*

### STANDARD

Allows you to create your own design



Approximately 8 sq. ft.

### INTERLOCKING

Allows for a totally seamless look




Approximately 7 sq. ft.

**4pc Min.**

Completely finished and perfect for indoor or outdoor use. Choose from our standard panels or our interlocking for an even more seamless look.

### New Interlocking Panel Connection



### INTERIOR

Highly durable, provides good value

- No Finishing needed
- No Waterproofing
- Mortar-Free Installation
- Lightweight

### EXTERIOR

Weather proof, UV stable

- Impact resistant
- Install with ordinary woodworking tools
- **Fire rated available, please inquire**
- ASTM-E-84 class A fire rating available, please inquire

### FAUX STONE PANELS

Available in both:  
Interlocking (approx. 7 ft.)  
Standard (approx. 8 ft.)

Panels are approx. 3/4" thick

STANDARD PANELS AVAILABLE IN:  
Brick (Dk. Grout) - **TPP-18**  
and White - **TPP-55**

### BRICK COLLECTION



### LARGE CORNERS

2 ft. High x 10" Wide x 10" Wide x 2" Thick



**TPC-BRK1C**  
WORKS WITH  
TPP-18, TPP-28



**TPC-BRK2C**  
WORKS WITH  
TPP-29



**TPC-BRK3C**  
WORKS WITH  
TPP-38



**TPC-BRK4C**  
WORKS WITH  
TPP-55, TPP-56

### LEDGERS



4' Length x 3-1/2" Height x 2" Thick

Red Brick Lt. Grout  
(TPP-29) color:  
LIGHT GRAY **LEG-LTG-13**

### SMALL CORNERS



4' Tall x 3" Wide (each side) x 1" Thick

Red Brick Dk. Grout  
(TPP-18 & TPP-28) color:  
DARK CHERRY **COR-DKC9**

Red Brick Lt. Grout  
(TPP-29) color:  
LIGHT GRAY **COR-LTG-13**

Brick Tan (TPP-38) color:  
BROWN **COR-BR3**

Due to photographic imaging, products may vary slightly in color

**PLEASE NOTE: WHEN JOINING INTERLOCKING PANELS, THE ENDS MAY REQUIRE SOME FILLING TO FIT.**

### ADHESIVE & GROUT



Multi-Purpose Adhesive  
**MP-25-ADH**  
10.1 oz. cartridge

- Use as adhesive or filler
- Eco-friendly, low VOC's
- Fast cure
- Paintable
- Non-yellowing



CAULK-GUN



Color Matched Grout  
10.3 oz. cartridge

Part #	Works With Part# TPP-
<b>TPG-BROWN</b>	17, 21, 23, 25, 31, 32, 37
<b>TPG-BLACK</b>	16, 18, 22, 26, 28, 33, 40
<b>TPG-DARGRAY</b>	20, 24
<b>TPG-LIGGRAY</b>	29, 39
<b>TPG-TAN</b>	38
<b>TPG-WHITE</b>	55, 56

4pc Min.

## 2 Ft. x 4 Ft. Density Polyurethane Panels

### FAUX STONE PANELS

Available in both:  
Interlocking (approx. 7 ft.)  
Standard (approx. 8 ft.)

Panels are approx. 3/4" thick

#### Stacked Stone Collection



STANDARD PANELS AVAILABLE IN:  
Stacked Stone Tan - **TPP-23**,  
Stacked Stone Gray - **TPP-22**,  
Stacked Stone Light Tan, **TPP-21**



#### STACKED STONE CORNERS

4' Tall x 3" Wide (each side)  
x 1" Thick

Available in Light Tan, Tan,  
Light Gray, Gray

**COR-LTT-SS** (Lt. Tan)  
**COR-TAN-SS** (Tan)  
**COR-LTG-SS** (Lt. Gray)  
**COR-GRAY-SS** (Gray)

#### LEDGERS



4' Length x 3-1/2" Height x 2" Thick

**Stacked Stone Tan (TPP-23) Color:**  
DARK BROWN **LEG-DKB7**

**Stacked Stone Light Tan (TPP-21) Colors:**  
CREAM **LEG-CRM5**  
LIGHT TAN **LEG-LTT-15**

**Stacked Stone Gray (TPP-22) Color:**  
DARK GRAY **LEG-DKG11**

**Stacked Stone Light Gray (TPP-39) Color:**  
BLUE GRAY **LEG-BLG1**

#### SMALL CORNERS



4' Tall x 3" Wide (each side) x 1" Thick

**Stacked Stone Tan (TPP-23) Color:**  
DARK BROWN **COR-DKB7**

**Stacked Stone Light Tan (TPP-21) Colors:**  
CREAM **COR-CRM5**  
LIGHT TAN **COR-LTT-15**

**Stacked Stone Gray (TPP-22) Color:**  
DARK GRAY **COR-DKG11**

**Stacked Stone Light Gray (TPP-39) Color:**  
BLUE GRAY **COR-BLG1**

### STONEWALL COLLECTION



### FAUX STONE PANELS

Available in both:  
Interlocking (approx. 7 ft.)  
Standard (approx. 8 ft.)

Panels are approx. 3/4" thick

STANDARD PANELS AVAILABLE IN:  
Stonewall Tan, **TPP-17**,  
Stonewall Gray, **TPP-16**,  
Stonewall Light Gray, **TPP-20**

#### LEDGERS



4' Length x 3-1/2" Height x 2" Thick

**Stonewall Tan (TPP-17) Colors:**  
DARK BROWN **LEG-DKB7**  
CREAM **LEG-CRM5**  
LIGHT TAN **LEG-LTT-15**

**Stonewall Gray (TPP-16) Color:**  
DARK GRAY **LEG-DKG11**

**Stonewall Light Gray (TPP-20) Color:**  
BLUE GRAY **LEG-BLG1**

#### SMALL CORNERS



4' Tall x 3" Wide (each side) x 1" Thick

**Stonewall Tan (TPP-17) Colors:**  
DARK BROWN **COR-DKB7**  
LIGHT TAN **COR-LTT-15**

**Stonewall Light Tan (TPP-37) Color:**  
CREAM **COR-CRM5**

**Stonewall Gray (TPP-16) Color:**  
DARK GRAY **COR-DKG11**

#### LARGE CORNERS

2 ft. High x 10" Wide x 10" Wide x 2" Thick



**Stonewall Tan TPC-STWTC**  
WORKS WITH  
TPP-17, TPP-25

**Stonewall Gray TPC-STWGC**  
WORKS WITH  
TPP-16, TPP-26

**Stonewall Light Gray TPC-STWLG**  
WORKS WITH  
TPP-20, TPP-24

**Stonewall Light Tan TPC-STWLT**  
WORKS WITH  
TPP-37

Due to photographic imaging,  
products may vary slightly in color

Request a FREE 3" x 3" Sample (up to 3 pcs)

PLEASE NOTE: WHEN JOINING INTERLOCKING PANELS, THE ENDS MAY REQUIRE SOME FILLING TO FIT.

Phone: 1.800.835.4400 • Fax: 1.800.835.4403



# WOOD WALLSCAPES

*Pine Planks*  
With Peel & Stick Adhesive




## Why Choose Wood Wallscapes?

Create a stunning accent wall with modern rustic charm surrounding yourself with the rich warmth of natural wood. Our wood wallscapes can quickly & easily transform the look and feel of a room. Harvested from sustainable pine forests, our panels have a clean, minimalist appeal with natural wood texture & characteristics. Available in 9 inviting finishes, choose one finish or mix and match for added depth & charm. Three strong peel and stick adhesive strips eliminate the need for messy glues or nails, making installation quick, simple and DIY friendly. Bring the beauty of nature to your interior spaces with the natural warmth, texture and comfort that only wood creates.

## Specifications

- Size: 5-1/8" W x 46-1/2" L x 3/16" Thick
- Material: Pine Planks
- Peel & Stick Adhesive



**Design Your Own Wall**  
Drag & Drop Planks To  
Create Your Own Unique Look  
Go To:  
[www.woodwallscapes.com/app](http://www.woodwallscapes.com/app)

- Size: 5-1/8" W x 46-1/2" L x 3/16" Thick
- Material: Pine Planks
- Natural Wood Texture Surface
- 9 Authentic Finishes

- A striking accent to any room.
- Modern Style with Timeless Appeal
- Mix and combine finishes to create your own design.

- Effortless cutting and installation
- 3 durable 1" strips of peel & stick foam adhesive.
- Enhance your Walls, Ceiling, Doors and More!

## BEACHWOOD WHITE



### J-ROLLER

3" x 1-1/2" Rubber J-Roller  
2 Vinyl Rib Heavy Duty Grips  
**MUST USE J-ROLLER  
FOR INSTALLATION**

WWS-BW

## NATURAL SPRUCE



WWS-NS



- Size: 5-1/8" W x 46-1/2" L x 3/16" Thick
- Material: Pine Planks
- Natural Wood Texture Surface
- 9 Authentic Finishes

- A striking accent to any room.
- Modern Style with Timeless Appeal
- Mix and combine finishes to create your own design.

- Effortless cutting and installation
- 3 durable 1" strips of peel & stick foam adhesive.
- Enhance your Walls, Ceiling, Doors and More!

## DRIFTWOOD GREY



WWS-DG

## DRIFTWOOD LIGHT GREY



WWS-DLG

- Size: 5-1/8" W x 46-1/2" L x 3/16" Thick
- Material: Pine Planks
- Natural Wood Texture Surface
- 9 Authentic Finishes

- A striking accent to any room.
- Modern Style with Timeless Appeal
- Mix and combine finishes to create your own design.

- Effortless cutting and installation
- 3 durable 1" strips of peel & stick foam adhesive.
- Enhance your Walls, Ceiling, Doors and More!

## MISSION BROWN



### J-ROLLER

3" x 1-1/2" Rubber J-Roller  
2 Vinyl Rib Heavy Duty Grips  
**MUST USE J-ROLLER  
FOR INSTALLATION**

WWS-MB

## NATURAL TAN



WWS-NT



# Wood Wallscapes

- Size: 5-1/8" W x 46-1/2" L x 3/16" Thick
- Material: Pine Planks
- Natural Wood Texture Surface
- 9 Authentic Finishes

- A striking accent to any room.
- Modern Style with Timeless Appeal
- Mix and combine finishes to create your own design.

- Effortless cutting and installation
- 3 durable 1" strips of peel & stick foam adhesive.
- Enhance your Walls, Ceiling, Doors and More!

## AMBER



### J-ROLLER

3" x 1-1/2" Rubber J-Roller  
2 Vinyl Rib Heavy Duty Grips  
**MUST USE J-ROLLER  
FOR INSTALLATION**

WWS-AM

## ROCKY RIDGE RED



WWS-RR

- Size: 5-1/8" W x 46-1/2" L x 3/16" Thick
- Material: Pine Planks
- Natural Wood Texture Surface
- 9 Authentic Finishes

- A striking accent to any room.
- Modern Style with Timeless Appeal
- Mix and combine finishes to create your own design.

- Effortless cutting and installation
- 3 durable 1" strips of peel & stick foam adhesive.
- Enhance your Walls, Ceiling, Doors and More!

## ESPRESSO BROWN



### J-ROLLER

3" x 1-1/2" Rubber J-Roller  
2 Vinyl Rib Heavy Duty Grips  
**MUST USE J-ROLLER  
FOR INSTALLATION**

WWS-ES

## EBONY




WWS-EB



## 2' x 4' or 4' x 8' x 1MM - 2MM Thick

(limited colors on 4' x 8' sheets)

Our Stone Veneer Sheets are made from natural stones. This means each sheet will vary as every piece consists of a thin layer of real stone and no two stones are exactly the same. The flexible Stone Veneer Sheets are backed by a polymer composite, which gives the sheet their flexibility and strength while keeping the weight to a minimum.



The colors may vary from the actual product shown.

### Product Features

- Can be applied over: concrete, ceramic, wood, metal, plywood, fiberglass, backer board, tile, dry wall, painted surfaces, MDF, Masonite®, door skin, cabinetry and many other substrates as well
- Lightweight
- Flexible
- UV resistant
- Weather resistant

### Applications

- Architectural
- Interior & Exterior
- Doors & Cabinets
- Furniture
- Trim & Backsplashes
- Marine & RV
- Kitchens
- Bathrooms
- Flooring
- Signage



**COPPER**

2' x 4' Part # **FSV24-02**    4' x 8' Part # **FSV48-02**



**DARK GREEN**

2' x 4' Part # **FSV24-03**    4' x 8' Part # **FSV48-03**



**GOLDEN**

2' x 4' Part # **FSV24-04**    4' x 8' Part # **N/A**




**INDIAN AUTUMN**

2' x 4' Part # **FSV24-05**    4' x 8' Part # **FSV48-05**



**JEERA GREEN**

2' x 4' Part # **FSV24-06**    4' x 8' Part # **N/A**



**MULTI COLOR**

2' x 4' Part # **FSV24-07**    4' x 8' Part # **FSV48-07**




**SANJAYANI WHITE**

2' x 4' Part # **FSV24-08**    4' x 8' Part # **FSV48-08**




**SILVER SHINE**

2' x 4' Part # **FSV24-09**    4' x 8' Part # **FSV48-09**



**OCEAN BLACK**

2' x 4' Part # **FSV24-11**    4' x 8' Part # **FSV48-11**



**D'COPPER**

2' x 4' Part # **FSV24-13**    4' x 8' Part # **N/A**





**2' x 4' x 2MM - 4MM Thick**  
(Clear Backing)

These translucent panels appear as a natural stone panel but once you back light them, a warm light shines through the surface for a new look.  
(These panels are much more rigid than the regular flexible sheets).




**COPPER**

**TSV24-02**



**DARK GREEN**

**TSV24-03**




**GOLDEN**

**TSV24-04**



**INDIAN AUTUMN**

**TSV24-05**




**MULTI COLOR**

**TSV24-07**



**SILVER SHINE**

**TSV24-09**



**OCEAN BLACK**

**TSV24-11**



without Backlight

with Backlight

TSV24-05 (Indian Autumn)

The colors may vary from the actual product shown.

**Samples**



**TSV-BINDER**

A complete set of all translucent finishes. Each 4" x 6" piece is provided in a clear protective sheet cover inside a hard cover binder. (No loose pieces available translucent finishes)

**FSV-BINDER**

A complete set of all regular stone veneer finishes. Each 4" x 6" piece is provided in a clear protective sheet cover inside a hard cover binder **or** Loose pieces of each color are available (limit 2)


**Adhesive Pail**

3.5 Gallon Pail - Covers approx .175 sf or 22 2' x 4' sheets

**FSV-PAIL**

For backlighting solid surfaces, use our flexible & cuttable LED Auragami™

See pages 309-311



Shown: TSV24-05 Translucent Panel & Auragami

For additional Backlighting, see page 305


Phone: 1.800.835.4400 • Fax: 1.800.835.4403



# Wood Over Wood - .035MM Thick

Wood over wood laminate is composed of two wood veneer faces permanently bonded with the grain of the face running perpendicular to the grain of the back. The result is a dimensionally stable product which minimizes the wood veneer's tendency to expand and contract across the grain.


## Species



Cherry (Flat)



Maple (Flat)



Red Oak (Flat)



Rustic White Oak (Random)



Walnut (Flat)



Walnut (Quartered)



White Birch (Rotary)



White Oak (Flat)




White Oak (Rift)

The colors may vary from the actual product shown.



- 4' x 8' sheets
- No bubbling
- No ridging
- No phenolic or foil backer lines
- Flexibility
- 100% surface sanded
- .035mm thick

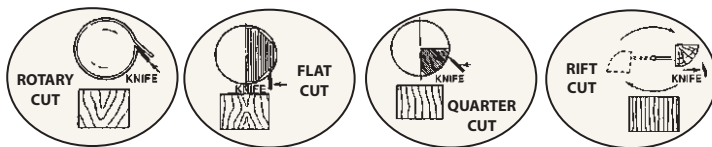
Also Available  
2' x 8' Sheets



Part #	Wood Species	Type Of Cut
WOW48CH	Cherry	Flat
WOW48MP	Maple	Flat
WOW48RO	Red Oak	Flat
<b>New</b> WOW48RWO	Rustic White Oak	Random
WOW48WAL	Walnut	Flat
<b>New</b> WOW48WAL-Q	Walnut	Quartered
WOW48WB	White Birch	Rotary
WOW48WO	White Oak	Flat
<b>New</b> WOW48WO-RC	White Oak	Rift

## TYPES OF VENEER CUTS


The manner in which veneers are cut is an important factor in producing the various visual effects obtained. Two logs of the same species, but with their veneers cut differently, will have entirely different visual characteristics even though their colors are similar.



### Other Types Of Veneer Matches Available



Random Matching



Slip Matching

Please Note: Do not apply to sheet rock or drywall. Any exterior surface plastic laminate or melamine board. Apply 2 coats of contact adhesive to porous substrates.

Architectural Products by Outwater L.L.C. • [www.outwater.com](http://www.outwater.com)

## Species



Cherry (Flat)



Hickory (Flat)



Maple (Flat)



Red Oak (Flat)



Rustic White Oak (Random)



Walnut (Flat)



Walnut (Quartered)



White Ash (Flat)



White Birch (Rotary)



White Oak (Flat)



White Oak (Rift)

The colors may vary from the actual product shown.



### • 4'x 8' sheets

- .023"-.027" thick genuine wood veneer
- Book matched
- Sanded & tenderized
- Veneer is permanently bonded under heat and pressure to the paper backing
- 10 mil paper backing



Part #	Wood Species	Type Of Cut
CV48CH	Cherry	Flat
CV48HC	Hickory	Flat
CV48MP	Maple	Flat
CV48RO	Red Oak	Flat
<b>New</b> CV48RWO	Rustic White Oak	Random
CV48WAL	Walnut	Flat
<b>New</b> CV48WAL-Q	Walnut	Quartered
CV48WA	White Ash	Flat
CV48WB	White Birch	Rotary
CV48WO	White Oak	Flat
<b>New</b> CV48WO-RC	White Oak	Rift

Products On This Page Are Book Matched & Sheet Matched

## Standard Wood Veneer Edging



- Non Adhesive Fleece Tape or Pre-Glued Iron On Tape
- Finger Jointed, Continuous Rolls
- Fine Sanded
- Stainable

### 7/8" Fleece Backed Tape • 500 Ft. Rolls

Part #	Wood Species
CT875CH	Cherry
CT875MP	Maple
CT875RO	Red Oak
CT875WAL	Walnut
CT875WA	White Ash
CT875WB	White Birch
CT875WO	White Oak

### 13/16" Pre-Glued Tape • 250 Ft. Rolls

Part #	Wood Species
CT812CH	Cherry
CT812MP	Maple
CT812RO	Red Oak
CT812WAL	Walnut
CT812WA	White Ash
CT812WB	White Birch
CT812WO	White Oak

### **New** PRE-FINISHED MAPLE

Part #
CT875MP-PRE

Part #
CT812MP-PRE

Note: Other sizes and wood species are available. Please inquire for details on your requirements.

NOTE: OTHER SIZES AND BACKERS ARE AVAILABLE. SOME MINIMUMS APPLY. PLEASE INQUIRE.

Please Note: Do not apply to sheet rock or drywall. Any exterior surface plastic laminate or melamine board. Apply 2 coats of contact adhesive to porous substrates.





Shown:  
Ebony, Macassar

4' x 8' Sheets

## Nature's Best Exotic Species...

Mother nature loves our Natural Wood Veneers. These reconstituted veneers are cut exclusively from rapidly renewable trees, promoting sustainability and forest preservation.

In addition to being green, Natural Wood Veneers provides enhanced consistency in grain and color...great for large projects requiring sequences of 100 sheets or more.

Natural Wood Veneer is backed with 10 mil paper to create a strong curvable sheet.

- ASTM E-84 Class "A" fire-rated
- Comes standard on 10 mil paper



**Millwork**  
**Interior Design**  
**Furniture & Fixtures**

**USES**

**Cabinetry**  
**Elevators & Staircases**  
**Woodworking**



Shown: Zebrawood

### Benefits...

- **No bleed through:** Helps prevent moisture bleed through, protecting both your adhesion to the substrate and your stain + finish coats.
- **No movement:** "Stress-relieved" through a tenderizing process that breaks up the wood fiber, creating a relaxed sheet that will lay flat.
- **No sequence breaks:** Remarkable consistent...sheet #1 will look like sheet #600.
- **No cracking:** Extremely curvable, allowing for use in tight radius applications.
- **No bubbles:** When applied properly, our veneers are constructed to minimize substrate imperfections from showing through.
- **No waiting:** Arrives sanded, trimmed, inspected and ready to use.
- **No waste:** 100% usable, minimizing product cost, freight and storage.

### Available Exotic Species



Part #	Adhesive	Wood Species	Type Of Cut
<b>FH48A-BKEBONY-Q</b>	W/Adhesive	Ebony, Black	Quartered
<b>FH48-BKEBONY-Q</b>	W/O Adhesive	Ebony, Black	Quartered
<b>FH48A-BRNEBONY-Q</b>	W/Adhesive	Ebony, Brown	Quartered
<b>FH48-BRNEBONY-Q</b>	W/O Adhesive	Ebony, Brown	Quartered
<b>FH48A-MACEBONY-Q</b>	W/Adhesive	Ebony, Macassar	Quartered
<b>FH48-MACEBONY-Q</b>	W/O Adhesive	Ebony, Macassar	Quartered
<b>FH48A-MB</b>	W/Adhesive	Maple	Birdseye
<b>FH48-MB</b>	W/O Adhesive	Maple	Birdseye
<b>FH48A-SANMAH-Q</b>	W/Adhesive	Mahogany, Santos	Quartered
<b>FH48-SANMAH-Q</b>	W/O Adhesive	Mahogany, Santos	Quartered
<b>FH48A-ANROSEWOOD</b>	W/Adhesive	Rosewood, Andes	Flat
<b>FH48-ANROSEWOOD</b>	W/O Adhesive	Rosewood, Andes	Flat
<b>FH48A-EROSEWOOD-Q</b>	W/Adhesive	Rosewood, East Indian	Quartered
<b>FH48-EROSEWOOD-Q</b>	W/O Adhesive	Rosewood, East Indian	Quartered
<b>FH48A-TEAK</b>	W/Adhesive	Teak	Flat
<b>FH48-TEAK</b>	W/O Adhesive	Teak	Flat
<b>FH48A-GOLDTEAK-Q</b>	W/Adhesive	Teak, Golden	Quartered
<b>FH48-GOLDTEAK-Q</b>	W/O Adhesive	Teak, Golden	Quartered
<b>FH48A-TEAK-Q</b>	W/Adhesive	Teak	Quartered
<b>FH48-TEAK-Q</b>	W/O Adhesive	Teak	Quartered
<b>FH48A-WENGE-Q</b>	W/Adhesive	Wenge	Quartered
<b>FH48-WENGE-Q</b>	W/O Adhesive	Wenge	Quartered
<b>FH48A-ZEBRA-Q</b>	W/Adhesive	Zebrawood	Quartered
<b>FH48-ZEBRA-Q</b>	W/O Adhesive	Zebrawood	Quartered

The colors may vary from the actual product shown.

**New**


**REMOVABLE  
& MOVABLE**

## PEEL & STICK WALLPAPER

**UP**  
In  
Minutes  
**DOWN**  
In  
Seconds!

Printed on a premium substrate that is completely removable and will not damage walls, this new peel and stick solution saves you both the time and money of ordinary wallpaper. Simply peel and stick to create a gorgeous look on any smooth, flat surface. Easily design a glamorous living room feature wall or makeover your bedroom instantly with our variety of fashionable designs. If you love the look of wallpaper but without the commitment, then this peel and stick wallpaper is for you!

**20.5" x 18 Ft. Long Rolls**





## ANAGLYPTA® WALL COVERINGS & BORDERS

Add texture and interest to bring an exciting, unique look into any room with our new Anaglypta® Wall Coverings, Borders and Dados. These highly embossed, extraordinarily durable coverings hide your old, uneven or otherwise unsightly walls and ceilings with a supremely versatile surface. Virtually indestructible, our new wall coverings and borders respond magnificently to a wide variety of different decorative techniques including painting, marbling, scumbling and glazing. The truly classical designs and physical endurance is matched only by its aesthetic longevity and ease of installation.

### ANAGLYPTA® SUPADURABLE

20-1/2" High x 33 Ft. Long Rolls

Anaglypta® Supadurable has a deep, pronounced emboss with great resilience to heavy wear. The toughness of the relief makes it suitable for high traffic areas, such as hallways and stairways, public places or wherever good looks and low maintenance are a high priority. The inherent qualities are due to the combination of virgin pulp, from managed forests, mixed with cotton fibers making it a natural product. All are suitable for walls and many of designs can be used on ceilings in keeping with the Victorian Style.




**RD151 Spencer**  
Design Repeat: 4"



**RD630 Charles**  
Design Repeat: 10-1/2"




**RD655 Seymour**  
Design Repeat: 10-1/2"



## ANAGLYPTA® LUXURY VINYL WALL COVERINGS

20-1/2 In. High x 33 Ft. Long Rolls

Combines a warm, tough and luxurious appearance. Anaglypta® Luxury Vinyl is washable when painted with latex semigloss which also highlights the relief in the design. Its modern manufacturing method also stops the emboss from becoming permanently crushed during hanging or use. Being flat backed, it is easy to hang on ceilings & walls.



**RD750 Louisa**  
Design Repeat: 25-1/4"



**RD803 Wildacre**  
Design Repeat: 12-5/8"



**RD8000 Turner Tile**  
Design Repeat: 8-1/2"



**RD80027 High Trad**  
Design Repeat: 25-1/4"



**RD80028 Folder Paper**  
Design Repeat: 25-1/4"

## ANAGLYPTA® ORIGINAL

20-1/2" High x 33 Ft. Long Rolls

Anaglypta® Original remains unsurpassed, still made in the traditional manner by bonding two pieces of paper together. Only now, it is made from recycled paper and a quantity of virgin pulp, from managed forests, to give it strength. Easy to handle, hard-wearing and versatile, Anaglypta Original is suitable for walls and ceilings. There are many different patterns and styles to choose from; some dating back to the early twentieth century.



**RD124 Derby**  
Design Repeat: 3-1/2"



**RD125 Berkeley**  
Design Repeat: 5-1/2"



**RD340 Townsend**  
Design Repeat: 3-1/2"



**RD341 Portland**  
Design Repeat: 10-1/2"



**RD392 Tudor**  
Design Repeat: 2"





# INTERLOCKING BEADED WAINSCOTING COMPLETE 8 FT. KIT MATERIAL: POLYSTYRENE

*Wainscoting is a quick & simple way to enrich and enhance any room decor*

## KIT INCLUDES:

THE WHITE WAINSCOTING  
MUST BE PAINTED FOR A UNIFORM FINISH

**Each Wainscoting Kit will cover an 8' wide x 36" high area.**

**CAP**  
(1) 8' Length  
1-3/4" Wide x 1" Projection

**INTERLOCKING BEADED PANEL**  
(19) pcs. of  
31-7/8" Lengths  
5-1/4" Wide x 3/8" Thick

**UNIVERSAL BASE**  
(1) 8' Length  
4" Wide x 5/8" Thick

**SHOE**  
(1) 8' Length &  
(1) 3' Length (for 90° corners)  
1 1/16" High x 7/16" Projection



## PRICING:

- WC-KIT-07**.....(White) Paintable
- WC-KIT-05**.....(Walnut/Chestnut)
- WC-KIT-03**.....(Cherry/Mahogany)



**MP-25-ADH**  
*The "Original" Hybrid Formula*

MP-25-ADH is a high performance, one component, permanently flexible, easy to use, multi-purpose fast cure modified acrylic latex sealant. MP-25-ADH cures rapidly when exposed to atmospheric moisture to form a durable bond.


- Use as adhesive or filler.
- Eco-friendly, low VOC's.
- Fast cure.
- Paintable.
- Non-yellowing.

**MP-25-ADH**  
CAULK-GUN




# INTERLOCKING BEADED WAINSCOTING WAINSCOTING COMPONENTS

THE WHITE WAINSCOTING MUST BE PAINTED FOR A UNIFORM FINISH




**AVAILABLE IN 6 FINISHES  
POLYSTYRENE • 8 FT. LENGTHS**


- High impact
- Economical
- Finished & ready to install
- Moisture resistant
- Endless applications
- For indoor application only



**CAP**  
1-3/4" Wide  
x 1" Projection  
x 8' Length




**INTERLOCKING  
BEADED PANEL**  
5-1/4" Wide  
x 3/8" Thick  
x 8' Length




**UNIVERSAL BASE**  
4" Wide  
x 5/8" Thick  
x 8' Length

**Finishes Available:**




**MP-25-ADH**  
The "Original"  
Hybrid Formula




**SHOE**  
1 1/16" High  
x 7/16" Projection  
x 8' Length

**CAPS (optional) Available in White only**



2-5/8" Wide  
x 1" High  
x 8' Length



1-1/4" Wide  
x 1-1/2" High  
x 8' Length

*The RPS-0493-07 cap works only with our Universal Base or with 1/2" board.*



# FlexLam LITE CEILING TILES New!

## 2' x 2' Lay-In Patterns | Thickness: .013"



*Bringing lightweight ceiling solutions to beautiful new heights! FlexLam Lite is our newest value-conscious ceiling solution. The original FlexLam Structures line has long been coveted as a durable, beautiful, and affordable option for designers and architects. With FlexLam Lite, we've successfully combined many FlexLam Lay-In Ceiling Tile patterns with 18 of our most*

*popular finishes into one sleek .013" thick package. This product line is ultra-lightweight, ultra-thin, easy-to-install, and even more cost-effective than our traditional FlexLam line.*

### The Advantage of FlexLam Lite

- Same flexibility, durability, and versatility as FlexLam Structures
- Thinner and easier to cut and fabricate
- Our most cost-effective solution for ceilings

### Looking For A Drop-Out Ceiling Solution?

*Our FlexLam Lite finishes in Gloss and Matte White are available as a Drop-Out Ceiling Tile, and are specifically designed to fall out when exposed to heat from a developing fire. Provide a sleek, seamless look for commercial ceilings by hiding fire sprinklers.*

- Protect fire sprinklers from accidental knocks and tampering, both of which can result in water damage
- Make sprinkler system design and position easier and more cost-effective, as they completely eliminate the need to lower the sprinkler




## Create Your Formula

*FlexLam Lite offers hundreds of design and finish combinations suitable for any environment. Here's how to create your formula for success.*



STEP 1: *Choose Any Pattern*



STEP 2: *Choose Any Finish*



FLEXLAM LITE

*Shown: Georgian + Argent Bronze  
= LCT22-GEO-AB*

*FlexLam Lite Ceiling Tiles are not recommended for ceiling installations where temperatures exceed 120° F*



# PATTERNS


2' x 2' Lay-In | Thickness: .013"



**ART DECO**  
LCT22-ART-\*



**COLONIAL**  
LCT22-COL-\*



**CORRUGATED**  
LCT22-COR-\*



**GEORGIAN**  
LCT22-GEO-\*



**MADISON**  
LCT22-MAD-\*




**MINERAL**  
LCT22-MIN



**PORTRAIT**  
LCT22-POR-\*



**RAISED PANEL COFFER**  
LCT22-RCOF-\*




**RIB 1**  
LCT22-RIB1-\*




**ROSETTE**  
LCT22-ROS-\*



**SAHARA**  
LCT22-SAH-\*



**SOUTH BEACH**  
LCT22-SOB-\*




**WAVATION**  
LCT22-WAV-\*

# FINISHES



**ANTIQUe BRONZE**  
(\*ANTB)



**ARGENT BRONZE**  
(\*AB)



**ARGENT SILVER**  
(\*AS)



**BERMUDA BRONZE**  
(\*BB)



**BRUSHED ALUMINUM**  
(\*BA)




**BRUSHED COPPER**  
(\*BC)



**BRUSHED NICKEL**  
(\*BN)



**BRUSHED STAINLESS**  
(\*BS)




**COPPER FANTASY**  
(\*CF)



**CROSSHATCH SILVER**  
(\*CS)



**GALVANIZED**  
(\*GAL)



**GLOSS WHITE**  
(\*WH) Paintable

Also available in  
**MATTE WHITE**  
please inquire



**MIRROR**  
(\*M)



**MIRROR GOLD**  
(\*MIRG)



**MOONSTONE COPPER**  
(\*MC)



**MUTED GOLD**  
(\*MG)



**SMOKED PEWTER**  
(\*SP)



**VINTAGE METAL**  
(\*VM)



Considered the fifth wall in interior design, FlexLam's wide variety of ceiling tile styles and sizes can add dimension, texture, and visual interest to any room. Available in 2x2 and 2x4 sizes, for laying into suspended ceiling grid, or as a direct glue-up application, these tiles have the power to define a space.

## Features:

- Compatible with 15/16" grid systems
- Lightweight & easy to install
- Waterproof
- Easy to clean
- Fire retardant
- High impact & abrasion resistant properties



Shown: Gloss White + Corrugated in Acoustic  
PCT22L-PERF-COR-WH

## Index

- G** **GLUE UP (2x2 Ceiling Tiles)**  
Designed with an overlap system (see BIO) to make installation easy, fast and forgiving. These tiles can be used on ceilings and walls.
- G** **GLUE UP (2x4 Ceiling Tiles)**  
Designed with an overlap system (see BIO) to make installation easy, fast and forgiving. These tiles can be used on ceilings and walls.
- L** **LAY-IN NON-TEGULAR (2x2 Ceiling Tiles)**  
Designed to fit most suspension grid ceiling systems and produces no sag. It is recommended that a standard mineral tile (old or new) be used on top of our lay-in tiles to hold them in place.
- L** **LAY-IN NON-TEGULAR (2x4 Ceiling Tiles)**  
Designed to fit most suspension grid ceiling systems and produces no sag. It is recommended that a standard mineral tile (old or new) be used on top of our lay-in tiles to hold them in place.
- T** **TEGULAR (2x2 Ceiling Tiles)**  
The embossed part of the design is lower than the suspension grid and the 4 edges are flat to fit nicely into the grid.
- A** **ACOUSTIC (Perforated 2x2 Lay-In Ceiling Tiles)**  
2' x 2' Lay-In tiles, perforated to increase sound absorption and offer acoustic qualities, as well as all other 2' x 2' Lay-In tile features.  
*Available only in Gloss Black and Gloss White*
- M** **MINERAL FIBER (2x2 Lay-In Ceiling Tiles)**  
Flexible mineral fiber ceiling tiles replace standard mineral fiber ceilings with a long-lasting solution. These thermoplastic ceiling tiles have a durable, waterproof surface that is easy to clean. Available in 2' x 2' for lay-in ceiling applications, this revolutionary tile is flat with tegular/revealed edges that allow the panel to drop below the grid.

### BIO (Built-In-Overlap)

Our BIO has flat edges on two adjoining sides of the FlexLam Ceiling Tile. By orienting all tiles in the same direction and



overlapping the tiles, the seams are less noticeable. The placement of the tile is also more flexible so that slight imperfections in the substrate will not affect the finished look. When overlapping four FlexLam Ceiling Tiles, it is necessary to a 1/2" notch in tiles 2 and 3 to avoid a bulge where the panels meet.


## Create Your Formula

FlexLam offers hundreds of design and finish combinations suitable for any environment.


Here's how to create your formula for success.



STEP 1: Choose Any Pattern



STEP 2: Choose Any Finish



FLEXLAM

Shown: Madison  
+ Gloss White = PCT22G-MAD-WH

See pages 257-260 for patterns.  
See pages 184-185 for color chart.

2' x 2' & 2' x 4' Patterns | Thickness: .030"



**AMERICANA**

- PCT22G-AMER-\* **G**
- PCT22L-AMER-\* **T A**



**ART DECO**

- PCT24G-ART-\* **G**
- PCT22L-ART-\* **L A**
- PCT24L-ART-\* **L**




**BALTIMORE**

- PCT22G-BAL-\* **G**
- PCT24G-BAL-\* **G**
- PCT22L-BAL-\* **L A**
- PCT24L-BAL-\* **L**




**BOSTON**

- PCT22G-BOS-\* **G**
- PCT24G-BOS-\* **G**
- PCT22L-BOS-\* **L A**
- PCT24L-BOS-\* **L**



**CELESTIAL**

- PCT22G-CEL-\* **G**
- PCT22L-CEL-\* **T A**




**CELTIC WEAVE**

- PCT22G-CW-\* **G**
- PCT22L-CW-\* **T A**



**CHARLESTON**

- PCT24G-CHA-\* **G**
- PCT22L-CHA-\* **L A**
- PCT24L-CHA-\* **L**




**CHESAPEAKE**

- PCT22G-CHE-\* **G**
- PCT22L-CHE-\* **T A**



**COLONIAL**

- PCT22G-COL-\* **G**
- PCT22L-COL-\* **T A**



**CORRUGATED**

- PCT22L-COR-\* **T A**




**CURVATION**

- PCT22G-CURVA-\* **G**
- PCT22L-CURVA-\* **T A**



**CURVES**

- PCT22L-CURV-\* **L A**




**DIAMOND PLATE**

- PCT22L-DP-\* **L A**
- PCT24L-DP-\* **L**



**DOGWOOD**

- PCT22G-DOG-\* **G**
- PCT22L-DOG-\* **T A**



**DOME 1**

- PCT22L-DOME1-\* **L A**


\* See pages 184-185 for color chart.

- G** GLUE UP (2x2 Ceiling Tiles)
- G** GLUE UP (2x4 Ceiling Tiles)
- L** LAY-IN NON-TEGULAR (2x2 Ceiling Tiles)
- L** LAY-IN NON-TEGULAR (2x4 Ceiling Tiles)
- T** TEGULAR (2x2 Ceiling Tiles)
- A** ACOUSTIC (Perforated 2x2 Lay-In Ceiling Tiles)

See page 256 for full type descriptions. | Patterns represent a 2' x 2' section.




2' x 2' & 2' x 4' Patterns | Thickness: .030"



**DOME 2**

PCT22L-DOME2-\* **L** **A**



**DOME 3**

PCT22L-DOME3-\* **L** **A**



**FLEUR**

PCT24G-FL-\* **G**  
 PCT22L-FL-\* **L** **A**  
 PCT24L-FL-\* **L**



**GEORGIAN**

PCT22G-GEO-\* **G**  
 PCT22L-GEO-\* **T** **A**




**HURRICANE**

PCT22G-HUR-\* **G**  
 PCT22L-HUR-\* **T** **A**



**INSET COFFER**

PCT22L-ICOF-\* **T** **A**




**KELP**

PCT22G-KELP-\* **G**  
 PCT22L-KELP-\* **T** **A**



**MADISON**

PCT24G-MAD-\* **G**  
 PCT22L-MAD-\* **T** **A**  
 PCT24L-MAD-\* **L**




**MARQUIS**

PCT22L-MAR-\* **L** **A**




**METAL PLATES**

PCT22L-MP-\* **T** **A**




**MINI DOME**

PCT22L-MD-\* **L** **A**



**MINI QUADRO**

PCT22L-MQUA-\* **L** **A**



**MOJAVE**

PCT22G-MOJ-\* **G**  
 PCT22L-MOJ-\* **T** **A**



**PLAIN** (Tegular Lay-In)

PCT22L-PLAIN-WH **T**



**PORTRAIT**


PCT24G-POR-\* **G**  
 PCT22L-POR-\* **L**  
 PCT24L-POR-\* **L**

\* See pages 184-185 for color chart.

**G** GLUE UP (2x2 Ceiling Tiles)    **G** GLUE UP (2x4 Ceiling Tiles)    **L** LAY-IN NON-TEGULAR (2x2 Ceiling Tiles)    **L** LAY-IN NON-TEGULAR (2x4 Ceiling Tiles)    **T** TEGULAR (2x2 Ceiling Tiles)    **A** ACOUSTIC (Perforated 2x2 Lay-In Ceiling Tiles)


See page 256 for full type descriptions. | Patterns represent a 2' x 2' section.

2' x 2' & 2' x 4' Patterns | Thickness: .030"



**QUADRO**

PCT22L-QUA-\* **T**



**QUILTED**

PCT22L-QUI-\* **L A**




**RAISED PANEL COFFER**

PCT22L-RCOF-\* **T A**




**REGALIA**

PCT22L-REGAL-\* **L A**  
PCT24L-REGAL-\* **L**



**REVOLUTION**

PCT22G-REV-\* **G**  
PCT22L-REV-\* **T A**




**RIB 1**

PCT22L-RIB1-\* **T A**




**ROSETTE**

PCT24G-ROS-\* **G**  
PCT22L-ROS-\* **T A**  
PCT24L-ROS-\* **L**




**SAHARA**

PCT22G-SAH-\* **G**  
PCT22L-SAH-\* **T A**




**SAN DIEGO**

PCT24G-SD-\* **G**  
PCT22L-SD-\* **L A**  
PCT24L-SD-\* **L**




**SAVANNAH**

PCT22G-SAV-\* **G**  
PCT24G-SAV-\* **G**  
PCT22L-SAV-\* **L A**  
PCT24L-SAV-\* **L**




**SOUTH BEACH**

PCT22G-SOB-\* **G**  
PCT22L-SOB-\* **T A**




**SQUARE 5**

PCT22L-SQ5-\* **L A**



**STAR**

PCT22G-STAR-\* **G**  
PCT22L-STAR-\* **T A**



**STORM**

PCT22G-STO-\* **G**  
PCT22L-STO-\* **T A**



**STRIKE**

PCT22G-HAM-\* **G**  
PCT24G-HAM-\* **G**  
PCT22L-HAM-\* **T A**  
PCT24L-HAM-\* **L**



\* See pages 184-185 for color chart.

- G** GLUE UP (2x2 Ceiling Tiles)
- G** GLUE UP (2x4 Ceiling Tiles)
- L** LAY-IN NON-TEGULAR (2x2 Ceiling Tiles)
- L** LAY-IN NON-TEGULAR (2x4 Ceiling Tiles)
- T** TEGULAR (2x2 Ceiling Tiles)
- A** ACOUSTIC (Perforated 2x2 Lay-In Ceiling Tiles)

See page 256 for full type descriptions. | Patterns represent a 2' x 2' section.



2' x 2' & 2' x 4' Patterns | Thickness: .030"



## TIDAL

PCT22G-TID-\*



PCT22L-TID-\*



## WAVATION

PCT22G-WAV-\*



PCT22L-WAV-\*



PCT24L-WAV-\*



### \*Finish

White (*WH)
Argent Bronze (*AB)
Argent Copper (*AC)
Argent Gold (*AG)
Argent Silver (*AS)
Eccoflex Black (*EB)
Eccoflex Tan (*ET)
Mirror (*M)
Mirror Gold (*MIRG)
All Other Finishes

Add finish code to end of part number  
ex: PCT22G-AMER-EB

\* See pages 184-185 for color chart.

See page 256 for full type descriptions. | Patterns represent a 2' x 2' section.

**G** GLUE UP  
(2x2 Ceiling Tiles)

**G** GLUE UP  
(2x4 Ceiling Tiles)

**L** LAY-IN  
NON-TEGULAR  
(2x2 Ceiling Tiles)

**L** LAY-IN  
NON-TEGULAR  
(2x4 Ceiling Tiles)

**T** TEGULAR  
(2x2 Ceiling Tiles)

**A** ACOUSTIC  
(Perforated 2x2 Lay-In Ceiling Tiles)



## MINERAL

PCT22L-MIN **M**

**M** MINERAL  
(2x2 Lay-In Ceiling Tiles)

See page 256 for full type descriptions



## FLEXLAM CEILING ACCESSORIES

GRIDMAX™ IS A PATENTED, SNAP-ON GRID COVER designed to make grid systems invisible. It is cost effective and doesn't rust or scratch. GridMax is sized to fit over 15/16" T-bar suspension grid systems, with other sizes available by special order. Mains, Tees and mouldings are necessary to cover the entire grid system. They are packaged together, to complete 100 square feet of ceiling, and sold separately to use as needed.



15/16" (24 MM) GRIDMAX IN PAINTABLE

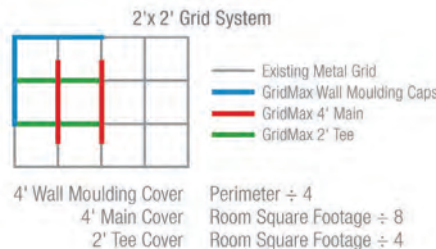


APPLYING GRIDMAX OVER T-BAR SUSPENSION GRID SYSTEM



GRIDMAX IN MOONSTONE COPPER


For the amount of GridMax needed, measure the perimeter and calculate the square footage.



GM210-\* (4' Main Cover)

GM220-\* (2' Tee Cover)

\* See pages 184-185 for color chart.



GM230-\* (4' Tee Cover)


GM250-\* (4' Wall Moulding Cover)





STEP 1: *Choose Any Pattern*

+



STEP 2: *Choose Any Finish*

=



FLEXLAM

*Shown: Corrugated + Crosshatch Silver - PCT22L-COR-CS*

*See pages 257-260 for patterns. See pages 184-185 for color chart.*


Phone: 1.800.835.4400 • Fax: 1.800.835.4403





STEP 1: *Choose Any Pattern*

+



STEP 2: *Choose Any Finish*

=



FLEXLAM

*Shown: Georgian + Argent Bronze = PCT22L-GEO-AB*


*See pages 257-260 for patterns. See pages 184-185 for color chart.*





STEP 1: *Choose Any Pattern*

+



STEP 2: *Choose Any Finish*

=



FLEXLAM

*Shown: Baltimore + Paintable = PCT22L-BAL-WH*

*See pages 257-260 for patterns. See pages 184-185 for color chart.*

Phone: 1.800.835.4400 • Fax: 1.800.835.4403




# TIN PLATED STAMPED CEILING TILES & CORNICES




LIGHTWEIGHT • TIN FREE STEEL • 30 GAUGE • .010 THICK

Our Stamped Ceiling Panels feature an impressive mix of texture and nostalgia, with contemporary and traditional styling and finely crafted details.

- **Steel** Ceiling tiles and cornices are shipped uncoated or choose from one of our prefinished options below. Powder Coated, Lacquered, Brass, Copper, Chrome or Hand Painted Vintage.
- **Powder Coated:** Powder coating is a process of applying dry paint through an electrostatic process, then cured with heat.
- **Lacquer:** The Lacquer finish is also a powder coated process proprietary to us that allows for a baked on consistent clear finish.
- **Brass, Copper and Chrome:** Anodized finish over aluminum basemetal. Tiles come with a protective peel off PVC sheet.
- **Hand Painted:** Hand painted vintage finishing process is where the base color is applied and then a formula is manipulated to create unique antique faux finishes.


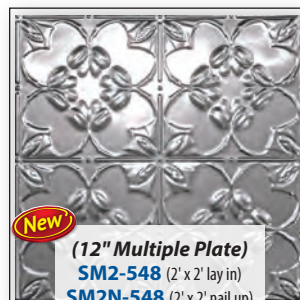





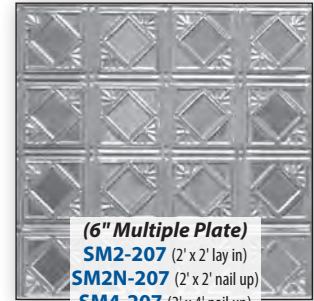
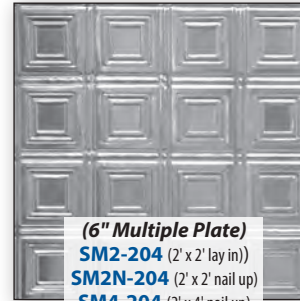





## FINISHES AVAILABLE



*For all Powder Coated and Hand Painted Vintage finishes, please visit our website.*






## CUSTOM ORDERS

If acoustics are a concern, all 2' x 2' tiles are available perforated. Please inquire for pricing and production time.


*For all Powder Coated and Hand Painted Vintage finishes, please visit our website.*




# Decorative Stamped Steel Ceiling Panels



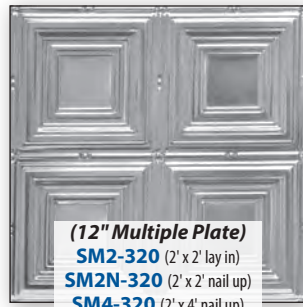
**(12" Multiple Plate)**  
**SM2-307** (2' x 2' lay in)  
**SM2N-307** (2' x 2' nail up)  
**SM4-307** (2' x 4' nail up)




**(12" Multiple Plate)**  
**SM2-309** (2' x 2' lay in)  
**SM2N-309** (2' x 2' nail up)  
**SM4-309** (2' x 4' nail up)



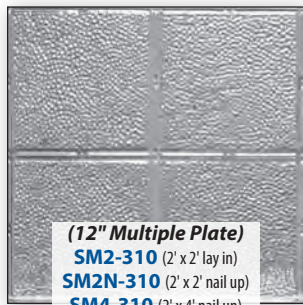
**(12" Multiple Plate)**  
**SM2-335** (2' x 2' lay in)  
**SM2N-335** (2' x 2' nail up)  
**SM4-335** (2' x 4' nail up)




**(12" Multiple Plate)**  
**SM2-320** (2' x 2' lay in)  
**SM2N-320** (2' x 2' nail up)  
**SM4-320** (2' x 4' nail up)



**(12" Multiple Plate)**  
**SM2-321** (2' x 2' lay in)  
**SM2N-321** (2' x 2' nail up)  
**SM4-321** (2' x 4' nail up)



**(12" Multiple Plate)**  
**SM2-310** (2' x 2' lay in)  
**SM2N-310** (2' x 2' nail up)  
**SM4-310** (2' x 4' nail up)



**(12" Multiple Plate)**  
**SM2-314** (2' x 2' lay in)  
**SM2N-314** (2' x 2' nail up)  
**SM4-314** (2' x 4' nail up)



**New!**  
**(24" Multiple Plate)**  
**SM2-536** (2' x 2' lay in)  
**SM2N-536** (2' x 2' nail up)




**New!**  
**(24" Multiple Plate)**  
**SM2-537** (2' x 2' lay in)  
**SM2N-537** (2' x 2' nail up)




**New!**  
**(24" Multiple Plate)**  
**SM2-538** (2' x 2' lay in)  
**SM2N-538** (2' x 2' nail up)



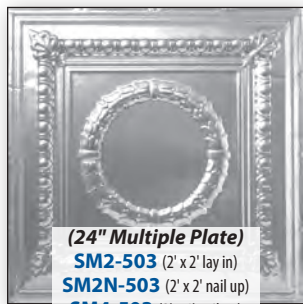
**New!**  
**(24" Multiple Plate)**  
**SM2-539** (2' x 2' lay in)  
**SM2N-539** (2' x 2' nail up)



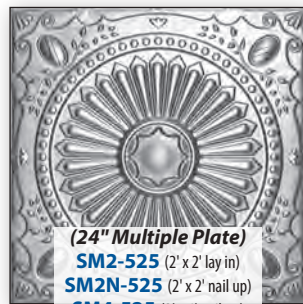
**New!**  
**(24" Multiple Plate)**  
**SM2-541** (2' x 2' lay in)  
**SM2N-541** (2' x 2' nail up)



**New!**  
**(24" Multiple Plate)**  
**SM2-543** (2' x 2' lay in)  
**SM2N-543** (2' x 2' nail up)



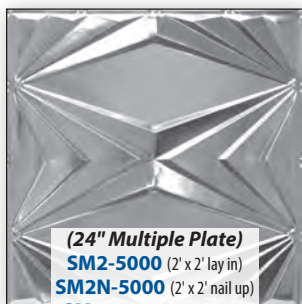
**(24" Multiple Plate)**  
**SM2-503** (2' x 2' lay in)  
**SM2N-503** (2' x 2' nail up)  
**SM4-503** (2' x 4' nail up)



**(24" Multiple Plate)**  
**SM2-525** (2' x 2' lay in)  
**SM2N-525** (2' x 2' nail up)  
**SM4-525** (2' x 4' nail up)



**(24" Multiple Plate)**  
**SM4-510** (2' x 4' nail up)



**(24" Multiple Plate)**  
**SM2-5000** (2' x 2' lay in)  
**SM2N-5000** (2' x 2' nail up)  
**SM4-5000** (2' x 4' nail up)



**(24" Multiple Plate)**  
**SM2-504** (2' x 2' lay in)  
**SM2N-504** (2' x 2' nail up)  
**SM4-504** (2' x 4' nail up)



**(24" Multiple Plate)**  
**SM2-505** (2' x 2' lay in)  
**SM2N-505** (2' x 2' nail up)  
**SM4-505** (2' x 4' nail up)

## CUSTOM ORDERS


If acoustics are a concern, all 2' x 2' tiles are available perforated. Please inquire for pricing and production time.

*For all Powder Coated and Hand Painted Vintage finishes, please visit our website.*

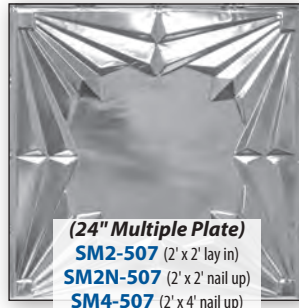




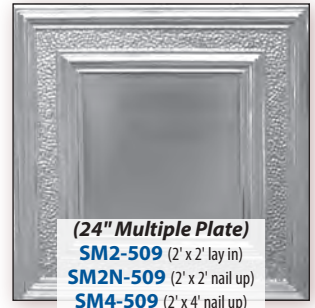
**(24" Multiple Plate)**  
**SM2-501** (2' x 2' lay in)  
**SM2N-501** (2' x 2' nail up)  
**SM4-501** (2' x 4' nail up)




**(24" Multiple Plate)**  
**SM2-502** (2' x 2' lay in)  
**SM2N-502** (2' x 2' nail up)  
**SM4-502** (2' x 4' nail up)



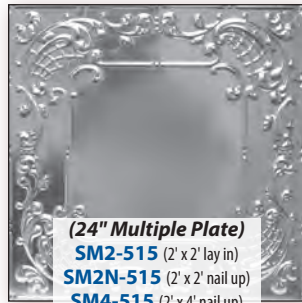
**(24" Multiple Plate)**  
**SM2-507** (2' x 2' lay in)  
**SM2N-507** (2' x 2' nail up)  
**SM4-507** (2' x 4' nail up)



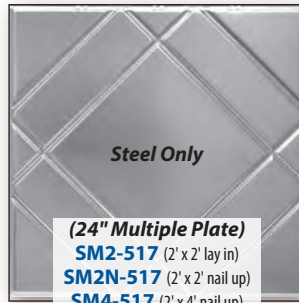
**(24" Multiple Plate)**  
**SM2-509** (2' x 2' lay in)  
**SM2N-509** (2' x 2' nail up)  
**SM4-509** (2' x 4' nail up)



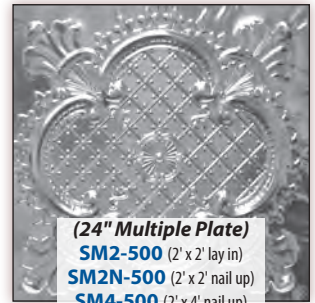
**(24" Multiple Plate)**  
**SM2-523** (2' x 2' lay in)  
**SM2N-523** (2' x 2' nail up)  
**SM4-523** (2' x 4' nail up)



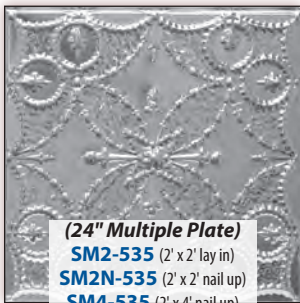
**(24" Multiple Plate)**  
**SM2-515** (2' x 2' lay in)  
**SM2N-515** (2' x 2' nail up)  
**SM4-515** (2' x 4' nail up)



**(24" Multiple Plate)**  
**SM2-517** (2' x 2' lay in)  
**SM2N-517** (2' x 2' nail up)  
**SM4-517** (2' x 4' nail up)



**(24" Multiple Plate)**  
**SM2-500** (2' x 2' lay in)  
**SM2N-500** (2' x 2' nail up)  
**SM4-500** (2' x 4' nail up)



**(24" Multiple Plate)**  
**SM2-535** (2' x 2' lay in)  
**SM2N-535** (2' x 2' nail up)  
**SM4-535** (2' x 4' nail up)




### CUSTOM ORDERS


If acoustics are a concern, all 2' x 2' tiles are available perforated. Please inquire for pricing and production time.

*For all Powder Coated and Hand Painted Vintage finishes, please visit our website.*


## Fillers



**(24" x 48" Molded Filler)**  
**SM4-4574**



**(24" x 48" Molded Filler)**  
**SM4-5007**



**(Filler)**  
**SM2-235** (2' x 2' lay in)  
**SM2N-235** (2' x 2' nail up)  
**SM4-235** (2' x 4' nail up)

## Coffered Ceiling Tile



### Stainless Steel Only

**2' X 2' Lay-In**  
**SM-508**  
 1-1/2" Deep

**2' X 2' Nail Up**  
**SM-508-N**

### CONE HEAD NAILS

**1-1/4" LONG**

1 LB. BOX

Coverage approx. 200 sq. ft. per box or (25) 4 ft. sections of cornice



**SM-NAIL** - Steel  
**SM-NAIL-B** - Brass  
**SM-NAIL-C** - Copper  
**SM-NAIL-CH** - Chrome  
**SM-NAIL-WH** - White  
**SM-NAIL-LAQ** - Lacquered

### HOLD DOWN CLIPS

200 PCS. PER BOX

**SM-CLIP**

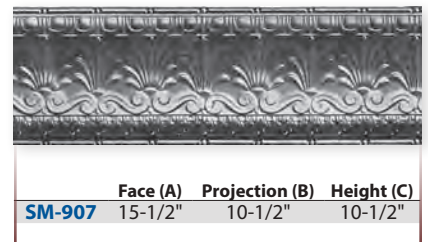
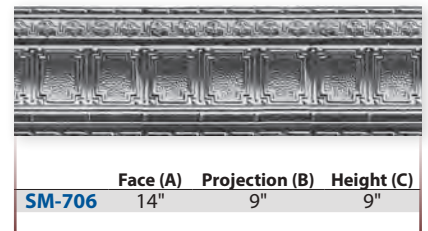





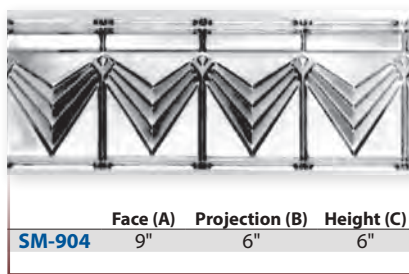
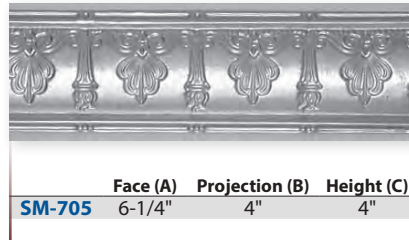
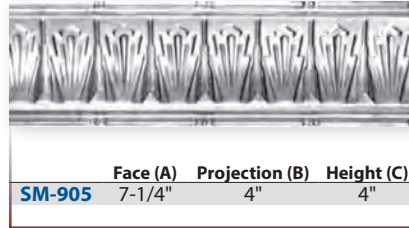

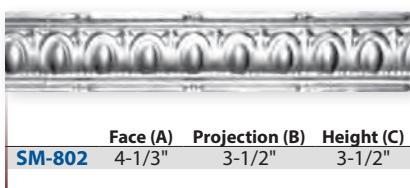

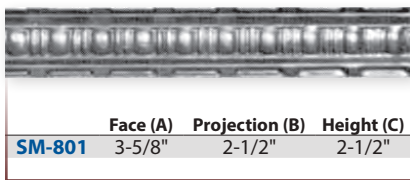
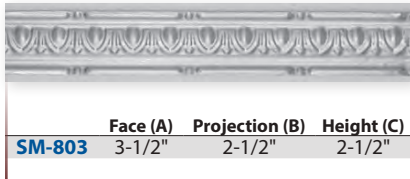
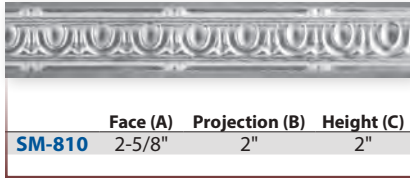



## Accessories



# Decorative Stamped Steel Cornices

All cornice mouldings are available in 4' lengths and range in projection size from 1-1/2" to 15-1/2".



Recommended paints for uncoated steel are RUST-O-LEUM to maintain the natural metal appearance, or semi or high gloss oil based primer and paint. **DO NOT USE WATER-BASED PAINT.** Chromium treated for superior paint retention and easily cleaned with soap and water.

*Doors & Drawer Faces...  
Your Box, Our Face*

# Five Piece Doors & Drawer Fronts

*With your new or existing cabinet box, doors and drawer faces, you can create high end closets, wardrobe walls, cabinets for laundry rooms, garages, mudrooms, offices and more.*

*Sizes are customized to within 1/16 of an inch to ensure an exact fit*

Construction:  
MDF Polyester wrapped mouldings with exact match center panels in Tafisa® and Uniboard colors.



**4 profiles  
12 &  
colors**

White  
(\*WH)

White Chocolate  
(\*WC)

Dark Chocolate  
(\*DC)

Latitude North  
(\*LN)

Summer Breeze  
(\*SB)

Spring Blossom  
(\*SPRB)

Autumn Leaves  
(\*AL)

Skye  
(\*SKY)

Sunset Cruise  
(\*SC)

Weekend Getaway  
(\*WG)

Winter Fun  
(\*WF)

Nizza  
(\*NIZ)

*\*All product is made to order on a custom basis. Please see details and order form.*

Phone: 1.800.835.4400 • Fax: 1.800.835.4403



Five Piece Doors & Drawer Fronts

\* For finish options see previous page.

TRADITIONAL

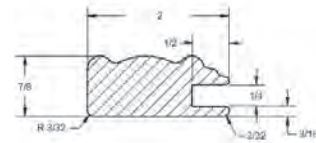


CUFPDF-TRAD-\*  
drawer face  
CUFPD-TRAD-\*  
door

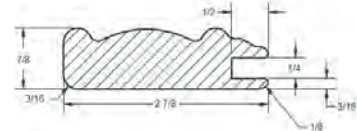
TRANSITIONAL



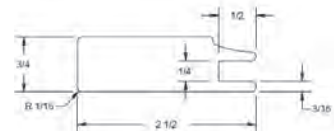
CUFPDF-TRNS-\*  
drawer face  
CUFPD-TRNS-\*  
door



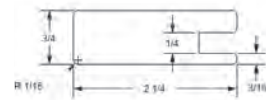
Traditional (Drawer Face)



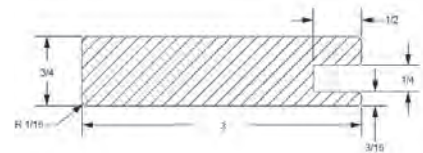
Traditional (Door)



Transitional (Drawer Face & Door)




Small Shaker





Large Shaker

SMALL SHAKER



CUFPDF-SMSHKR-\*  
drawer face  
CUFPD-SMSHKR-\*  
door

LARGE SHAKER



CUFPDF-LGSHKR-\*  
drawer face  
CUFPD-LGSHKR-\*  
door

Sizes Available:

Doors:

Min: 7" w x 8" h

Max: 32" w x 96" h

and in 1/16" increments in between

Drawer Faces

Min: 8" w x 6" h

Max: 48" w x 12" h

and in 1/16" increments in between

PRINT QUOTE REQUEST/ORDER FORM

By going to: [form.outwater.com/tafisa.php](http://form.outwater.com/tafisa.php)

Or call: 1-800-631-8375 for your copy.

Priced out undrilled for hinges (upcharges apply for hole drilling)  
Standard & special sizes.

\*All product is made to order on a custom basis. Please see details and order form.

Architectural Products by Outwater L.L.C. • [www.outwater.com](http://www.outwater.com)

## Five Piece Doors & Drawer Fronts

### Matching Mouldings in 8' Lengths



Contemporary Crown  
**CUCROWN-\***



Contemporary Cornice  
**CUCORNICE-\***



Large Cornice  
**CULGCORNICE-\***



\*Alternate use: Crown, Light Shield, Facing  
Baseboard  
**CUBASEBOARD-\***



Batten  
**CUBATTEN-\***

### Hinging

Hinge drilling is available in the Blum® / Salice pattern. The hinge cup diameter is 35mm with a tab distance of 5mm. (Note: If you are using face frame hinges, please let us know as the tab distance is 3mm)

Standard drilling is as follows:

#### Door Height

2 holes: 0" to 35.7"  
3 holes: 35.75" to 50.15"  
4 holes: 50.19" to 70.75"  
5 holes: over 70.86"

#### Hole Locations

79mm from top and bottom  
79mm / center / 79mm  
79mm / 463mm  
79mm / 463mm / center

### Glass Inserts

Factory installed glass inserts are available in three options:

- Clear tempered
- Frosted tempered
- Mirror with safety backing

All inserts are 1/4" and are adhered in the frames in place of the 1/4" panel, fully captive in the frame.



#### Sizes Available:

Doors: Min = 7" w x 8" h, Max = 32" w x 96" h and in 1/16" increments in between  
Drawer Faces: Min = 8" w x 6" h, Max = 48" w x 12" h and in 1/16" increments in between

#### PRINT QUOTE REQUEST/ORDER FORM

By going to: [form.outwater.com/tafisa.php](http://form.outwater.com/tafisa.php)  
Or call: 1-800-631-8375 for your copy.

Priced out undrilled for hinges (upcharges apply for hole drilling)  
Standard & special sizes.

*\*All product is made to order on a custom basis. Please see details and order form.*

Phone: 1.800.835.4400 • Fax: 1.800.835.4403





**Let Us Be Your Fabricator**

**We Do It All For You**

**COMPLETE THE QUOTE FORM *ONLINE***



- No minimum order
- Each door custom made to your H x W specifications (in 1/16" increments)
- Doors arrive fully assembled with glass inserts





Let Us Be Your Fabricator

We Do It All For You



Aluminum doors accentuate and highlight contemporary, modern, eclectic, transitional and traditional kitchen cabinetry styles. These aluminum doors are custom manufactured to our customer's exact specifications, and can be used with both frameless and framed cabinetry.

**Frame Profiles**

<p><b>AF001</b></p> <p>3/4" (19mm) 13/16" (20.5mm)</p>	<p><b>AF002</b></p> <p>2-1/8" (54mm) 5/16" (8mm) 13/16" (20.5mm)</p>	<p><b>AF003</b></p> <p>2-1/8" (54mm) 13/16" (20.5mm)</p>	<p><b>AF004</b></p> <p>1-3/4" (45mm) 9/16" (14mm) 13/16" (20.5mm)</p>
<p><b>AF005</b></p> <p>1-3/4" (45mm) r = 2-1/32" (51.6mm) 13/16" (20.5mm)</p>	<p><b>AF006</b></p> <p>1-3/4" (45mm) 1mm 13/16" (20.5mm)</p>	<p><b>AF007</b></p> <p>2-3/4" (70mm) 13/16" (20.5mm)</p>	<p><b>AF008</b></p> <p>3/4" (19mm) 3/8" (9.5mm) 13/16" (20.5mm)</p>
<p><b>AF009</b></p> <p>2-1/2" (63.5mm) 13/16" (20.5mm)</p>	<p><b>AF010</b></p> <p>1-11/16" (42.8mm) 21/32" (16.6mm) 13/16" (20.5mm)</p>	<p><b>AF011</b></p> <p>2 1/4" (57.2mm) 3/4" (19.05mm)</p>	<p><b>AF006 &amp; AF010</b> only available with Opaque Backpainted Glass, Mirror Glass or Elusion Glass options</p>

**Profile Finishes**

<p>Anodized Aluminum</p>	<p>Powder Coat</p>	<p>Chrome</p> <p>AF003 &amp; AF010 ONLY</p>	<p>Arctic Gold</p> <p>AF003 ONLY</p>
--------------------------	--------------------	---	--------------------------------------

**Aluminum Frame Doors Insert Options**

**Standard Glass Insert Options**

- Glass inserts are 5/32" (4mm) thick
- Etched and patterned side facing in
- Glass tempered safety glass

**Backpainted Glass Insert Options**

- High quality water based paint on low iron glass
- Glass tempered safety glass
- All backpainted glass has a light grey backer for added durability

**High Gloss PARAPAN® Insert Options**

- Glass inserts are 5/32" (4mm) thick
- UV and fade resistant
- Easy to clean and water resistant





**Let Us Be Your Fabricator**

**We Do It All For You**



## Door Design Systems

### Backpainted Glass



Backpainted glass manufactured by Element® Designs is free of imperfections, completely opaque and includes an engineered backer coating for added durability and opacity. All backpainted glass is custom manufactured to size with a variety of edgework options to accommodate any application. This is an ideal product for a variety of applications such as wall panels, partitions, backsplashes, table tops, countertops and even trade show flooring.

### PARAPAN® High Gloss Solid Surface Door



PARAPAN® is a high quality, solid surface acrylic material, which is cell cast between sheets of heavy glass that yields a perfect flat mirror finish on both front and back surfaces. The numerous color options and edge detail possibilities make it an ideal choice for the most discriminating residential and commercial interiors. The solid surface composition is UV and fade resistant and will retain its vibrant color indefinitely. Any minor surface damage can be easily removed through polishing and larger scratches can be sanded away which makes PARAPAN® a durable high gloss cabinet from solution for any application.

### CRISTALLO Solid Glass Doors



CRISTALLO Solid glass doors offer contemporary cabinetry or closet door solutions. The doors are ideal in closet, commercial, retail, bathroom and kitchen applications, especially where full interior cabinet visibility is desired. Exclusive supplier approved hinge adhesion procedures ensure the doors are attached properly for safety and durability.

### Etched Glass



- Chemically etched glass with evenly “etched” surface
- Custom etched patterns or images using customer provided artwork and designs



**Let Us Be Your Fabricator**  
**We Do It All For You**



**Door Design Systems**



**Magnetic Markerboards**

Magnetic markerboards are custom manufactured backpainted glass panels with an integrated magnetic backer. It is extremely durable, easy to clean and stain resistant. Magnetic markerboards can be manufactured with standard, non-standard or custom backpainted glass colors.



**Cabinet Doors with Integrated AVENTOS Lift Systems**

The AVENTOS program by Element® Designs will determine and include the exact AVENTOS system parts with your aluminum or PARAPAN® door order. Simply specify the AVENTOS system along with the Element Design cabinet door and receive a fully fabricated door with all borings, mounting hardware and AVENTOS parts packaged together.



**Sliding Door Systems**

Element® Designs can provide complete sliding door systems which include our aluminum frame or PARAPAN® panels and sliding door hardware in one easy to order kit based on your specific requirements. *All tracks will be cut to size & when possible, all hardware will be pre-installed.*

**Gallery**



**PRINT QUOTE REQUEST/ORDER FORM** By going to: [www.outwaterphotogallery.com/pdfforms/](http://www.outwaterphotogallery.com/pdfforms/) Or call: 1-800-631-8375 for your copy

Phone: 1.800.835.4400 • Fax: 1.800.835.4403



# Woven Wire Grilles

*Our grilles offer a creative option for fine period furniture ranging from English Country to French Provincial. For screening those areas which may compromise the aesthetics of a home or office environment, our close mesh grilles are available in a variety of designs that present an attractive fascia.*

*Available in electroplated metallic finishes and powder coated colors to suit any application.*

**Standard Sheet Sizes:**  
**2' x 6' | 3' x 4' | 4' x 6'**  
*Custom Sizes Also Available*


**16" x 42" | 18" x 24" | 18" x 48"**  
*Available in Select Patterns & Finishes*



# FINISHES


## **BRIGHTS:**

A plated finish with a full depth brilliance of the underlying color and a high sheen.




## **SATINS:**

A muted sheen further softened with a brushed appearance.




## **ANTIQUES:**

A darkened surface that is then highlighted to reveal the base plate color.



## **DESIGNER METALLICS:**

Powder coated designer finishes are produced to create a metallic look.



## **SOLID COLORS:**

A powder coated solid color used to enhance almost any color scheme.



Finishes may differ slightly from photo. Please request a sample.

Phone: 1.800.835.4400 • Fax: 1.800.835.4403





# WIRE MESH SHEET



**New** Part # **WWM-4148-\*** Size 41" x 48"

A two-tone effect can be achieved by combining the wire mesh sheet with our woven wire grilles

Rosettes can also be applied for a more elegant appearance. *See page 286 for more information.*

## Wire Mesh Sheet Finishes

### Brights

- Bright Brass (BB)
- Bright Copper (BCOP)
- Bright Nickel (BN)
- Bright Chrome (BCHR)

### Satins

- Satin Copper (SCOP)
- Satin Brass (SATB)
- Satin Nickel (SN)
- Satin Chrome (SCHR)
- Satin Stainless Look (SS)

### Antiques

- Antique Brass (AB)
- Antique Copper (AC)
- Antique Silver (AS)
- Antique Statuary Bronze (SB)
- Antique Pewter (AP)
- Antique Old English (OE)
- Antique Nickel (AN)

### Powder Coated

- Flat Black (FB)


## PATTERNS

### Flat Wire Style



#### Single Crimped Flat Wire

.031" x .094" wire size,  
5/8" & 3/8" mesh size



#### Single Crimped Flat Wire

.031" x .094" wire size,  
3/16" mesh size

Part # Size  
**WWG-MJ09-\*.2** 2' x 6'  
**WWG-MJ09-\*** 3' x 4'

Part # Size  
**WWG-RE25-\*.2** 2' x 6'  
**WWG-RE25-\*** 3' x 4'




85% RECYCLED STEEL

PACKING FEE (#WWG-PF)

Architectural Products by Outwater L.L.C. • [www.outwater.com](http://www.outwater.com)


# PATTERNS

## Flat Wire Style



**Single Crimped Flat Wire**  
1/8" x 1/16" wire size,  
3/8" mesh size


Part #	Size
WWG-286S-*-2	2' x 6'
WWG-286S-*	3' x 4'



**Single Crimped Flat/Fluted Wire**  
1/8" x 1/16" wire size,  
3/8" mesh size

*This pattern is available with custom rosette options. See page 286*


Part #	Size
WWG-DK08-*-2	2' x 6'
WWG-DK08-*	3' x 4'



**Press Crimped Flat/Fluted Wire**  
1/8" x 1/16" wire size,  
1" mesh size

*This pattern is available with custom rosette options. See page 286*


Part #	Size
WWG-182P-*-2	2' x 6'
WWG-182P-*	3' x 4'
WWG-182P-*-6	4' x 6'



**Press Crimped Flat Wire**  
1/8" x 1/16" wire size,  
1" mesh size

*This pattern is available with custom rosette options. See page 286*

Part #	Size
WWG-186P-*-2	2' x 6'
WWG-186P-*	3' x 4'
WWG-186P-*-6	4' x 6'



**Press Crimped Flat Wire**  
1/8" x 1/16" wire size,  
1-1/2" mesh size

*This pattern is available with custom rosette options. See page 286*

Part #	Size
WWG-686P-*-2	2' x 6'
WWG-686P-*	3' x 4'
WWG-686P-*-6	4' x 6'



**Press Crimped Flat Wire**  
1/8" x 1/16" wire size,  
2" mesh size

*This pattern is available with custom rosette options. See page 286*

Part #	Size
WWG-8816P-*-2	2' x 6'
WWG-8816P-*	3' x 4'
WWG-8816P-*-6	4' x 6'
WWG-GM8816P-*	16' x 42"




**PACKING FEE (#WWG-PF)**

Phone: 1.800.835.4400 • Fax: 1.800.835.4403




# PATTERNS

## Round Wire Style



**Inter Crimped Round Wire**  
 .047" wire size,  
 5/8" & 3/16" mesh size


Part #	Size
WWG-518316C-*2	2' x 6'
WWG-518316C-*	3' x 4'
WWG-518316C-*6	4' x 6'



**Flat Crimped Round Wire**  
 .072" wire size,  
 1" & 1/4" mesh size


*This pattern is available with custom rosette options. See page 286*

Part #	Size
WWG-114F-*2	2' x 6'
WWG-114F-*	3' x 4'
WWG-114F-*6	4' x 6'
WWG-GM114F-*	16" x 42"



**Inter Crimped Round Wire**  
 .080" wire size  
 1" & 11/32" mesh size

Part #	Size
WWG-11438C-*2	2' x 6'
WWG-11438C-*	3' x 4'
WWG-11438C-*6	4' x 6'




**Press Crimped Round Wire**  
 .063" wire size,  
 1-1/4" & 3/8" mesh size

Part #	Size
WWG-41538P-*2	2' x 6'
WWG-41538P-*	3' x 4'
WWG-41538P-*6	4' x 6'



**Single Crimped Round Wire**  
 .063" wire size,  
 3/8" mesh size

Part #	Size
WWG-215S-*2	2' x 6'
WWG-215S-*	3' x 4'
WWG-215S-*6	4' x 6'



**Flat Crimped Round Wire**  
 .072" wire size,  
 1/2" mesh size

*This pattern is available with custom rosette options. See page 286*

Part #	Size
WWG-1214T-*2	2' x 6'
WWG-1214T-*	3' x 4'
WWG-1214T-*6	4' x 6'




**PACKING FEE (#WWG-PF)**


Architectural Products by Outwater L.L.C. • [www.outwater.com](http://www.outwater.com)

# PATTERNS

## Round Wire Style




**Inter Crimped Round Wire**  
.063" wire size,  
1/2" mesh size




**Press Crimped Round Wire**  
.063" wire size,  
1/2" mesh size

Part #	Size
WWG-1215C-* <b>-2</b>	2' x 6'
WWG-1215C-*	3' x 4'
WWG-1215C-* <b>-6</b>	4' x 6'

Part #	Size
WWG-1215P-* <b>-2</b>	2' x 6'
WWG-1215P-*	3' x 4'
WWG-1215P-* <b>-6</b>	4' x 6'



**Inter Crimped Round Wire**  
.047" wire size,  
1/2" mesh size




**Twist Crimped Round Aviary Wire**  
23 gauge wire size,  
1/2" hex mesh size

Part #	Size
WWG-1218C-* <b>-2</b>	2' x 6'
WWG-1218C-*	3' x 4'
WWG-1218C-* <b>-6</b>	4' x 6'

Part #	Size
WWG-1220T-*	3' x 4'
WWG-1220T-* <b>-6</b>	3' x 6'



**Flat Crimped Round Wire**  
.072" wire size,  
5/8" mesh size



**Inter Crimped Round Wire**  
.063" wire size,  
5/8" mesh size

*This pattern is available with custom rosette options. See page 286*

Part #	Size
WWG-5814F-* <b>-2</b>	2' x 6'
WWG-5814F-*	3' x 4'
WWG-5814F-* <b>-6</b>	4' x 6'

Part #	Size
WWG-5815C-* <b>-2</b>	2' x 6'
WWG-5815C-*	3' x 4'
WWG-5815C-* <b>-6</b>	4' x 6'



RECYCLED STEEL


**PACKING FEE (#WWG-PF)**

Phone: 1.800.835.4400 • Fax: 1.800.835.4403



# PATTERNS

## Round Wire Style




**Press Crimped Round Wire**  
.063" wire size,  
5/8" mesh size

Part #	Size
WWG-5815P-*-2	2' x 6'
WWG-5815P-*-*	3' x 4'
WWG-5815P-*-6	4' x 6'




**Inter Crimped Round Wire**  
.080" wire size,  
3/4" mesh size

Part #	Size
WWG-313C-*-2	2' x 6'
WWG-313C-*-*	3' x 4'
WWG-313C-*-6	4' x 6'



**Inter Crimped Round Wire**  
.063" wire size,  
3/4" mesh size

Part #	Size
WWG-315C-*-2	2' x 6'
WWG-315C-*-*	3' x 4'
WWG-315C-*-6	4' x 6'



**Press Crimped Round Wire**  
.063" wire size,  
3/4" mesh size

Part #	Size
WWG-315P-*-2	2' x 6'
WWG-315P-*-*	3' x 4'
WWG-315P-*-6	4' x 6'



**Flat Crimped Round Wire**  
.072" wire size,  
3/4" mesh size

*This pattern is available with custom rosette options. See page 286*

Part #	Size
WWG-316F-*-2	2' x 6'
WWG-316F-*-*	3' x 4'
WWG-316F-*-6	4' x 6'



**Press Crimped Round Wire**  
.080" wire size,  
3/4" mesh size

*This pattern is available with custom rosette options. See page 286*

Part #	Size
WWG-332P-*-2	2' x 6'
WWG-332P-*-*	3' x 4'
WWG-332P-*-6	4' x 6'
WWG-GM332P-*-*	16" x 42"




85% RECYCLED STEEL

**PACKING FEE (#WWG-PF)**

Architectural Products by Outwater L.L.C. • [www.outwater.com](http://www.outwater.com)

# PATTERNS

## Round Wire Style



**Flat Crimped Round Wire**  
 .080" wire (1 direction),  
 .072" wire (1/2" direction)  
 1" x 1/2" Mesh Size


*2' x 6' pattern runs in the 6' direction  
 3' x 4' pattern runs in the 3' direction*

Part #	Size
WWG-MD11-*-2	2' x 6'
WWG-MD11-*	3' x 4'



**Inter Crimped Round Wire**  
 .092" wire size  
 1" mesh size

Part #	Size
WWG-132C-*-2	2' x 6'
WWG-132C-*	3' x 4'
WWG-132C-*-6	4' x 6'



**Flat Crimped Round Wire**  
 .080" wire size,  
 1" mesh size

*This pattern is available with custom rosette options. See page 286*


Part #	Size
WWG-132F-*-2	2' x 6'
WWG-132F-*	3' x 4'
WWG-132F-*-6	4' x 6'



**Inter Crimped Round Wire**  
 .092" wire size  
 1-21/32" mesh size

*This pattern is available with custom rosette options. See page 286*

Part #	Size
WWG-613C-*-2	2' x 6'
WWG-613C-*	3' x 4'
WWG-613C-*-6	4' x 6'



**Flat Crimped Round Wire**  
 .120" wire size,  
 1-3/4" mesh size

*This pattern is available with custom rosette options. See page 286*

Part #	Size
WWG-711F-*-2	2' x 6'
WWG-711F-*	3' x 4'
WWG-711F-*-6	4' x 6'



**Inter Crimped Round Wire**  
 .092" wire size,  
 2-1/8" mesh size

*This pattern is available with custom rosette options. See page 286*

Part #	Size
WWG-812C-*-2	2' x 6'
WWG-812C-*	3' x 4'
WWG-812C-*-6	4' x 6'



RECYCLED STEEL

**PACKING FEE (#WWG-PF)**

Phone: 1.800.835.4400 • Fax: 1.800.835.4403



# PATTERNS

## Square Wire Style




**Inter Crimped Square Wire**  
 .063" wire size,  
 3/4" & 1/4" mesh size

Part #	Size
WWG-31614C-*2	2' x 6'
WWG-31614C-*	3' x 4'
WWG-31614C-*6	4' x 6'



**Inter Crimped Square Wire**  
 .063" wire size  
 1" & 1/4" mesh size


Part #	Size
WWG-11614C-*2	2' x 6'
WWG-11614C-*	3' x 4'
WWG-11614C-*6	4' x 6'



**Press Crimped Square Wire**  
 .063" wire size,  
 1" & 1/4" mesh size

Part #	Size
WWG-11614P-*2	2' x 6'
WWG-11614P-*	3' x 4'
WWG-11614P-*6	4' x 6'

*This pattern is available with custom rosette options. See page 286*



**Press Crimped Square Wire**  
 .063" wire size,  
 1-1/4" & 3/8" mesh size

Part #	Size
WWG-41638P-*2	2' x 6'
WWG-41638P-*	3' x 4'
WWG-41638P-*6	4' x 6'



**Single Crimped Square Wire**  
 .063" wire size,  
 3/8" mesh size

Part #	Size
WWG-216S-*2	2' x 6'
WWG-216S-*	3' x 4'
WWG-216S-*6	4' x 6'



**Press Crimped Square Wire**  
 .063" wire size,  
 1/2" mesh size

Part #	Size
WWG-1216P-*2	2' x 6'
WWG-1216P-*	3' x 4'
WWG-1216P-*6	4' x 6'




85% RECYCLED STEEL

**PACKING FEE (#WWG-PF)**

Architectural Products by Outwater L.L.C. • [www.outwater.com](http://www.outwater.com)


# PATTERNS

## Square Wire Style



**Single Crimped Square Wire**  
1/16" wire size,  
1/2" mesh size

Part #	Size
WWG-CG10*-2	2' x 6'
WWG-CG10-*	3' x 4'
WWG-CG10*-6	4' x 6'




**Press Crimped Square Wire**  
.063" wire size,  
5/8" mesh size

Part #	Size
WWG-5816P*-2	2' x 6'
WWG-5816P-*	3' x 4'
WWG-5816P*-6	4' x 6'



**Inter Crimped Square Wire**  
.063" wire size,  
3/4" mesh size

Part #	Size
WWG-316C*-2	2' x 6'
WWG-316C-*	3' x 4'
WWG-316C*-6	4' x 6'



**Press Crimped Square Wire**  
.063" wire size,  
3/4" mesh size


Part #	Size
WWG-316P*-2	2' x 6'
WWG-316P-*	3' x 4'
WWG-316P*-6	4' x 6'



**Inter Crimped Square Wire**  
.063" wire size  
1" mesh size

Part #	Size
WWG-116C*-2	2' x 6'
WWG-116C-*	3' x 4'
WWG-116C*-6	4' x 6'

## Woven Wire Grille Binders



**Complete Binder**  
**WWG-KIT**

- Woven Wire Grille Collection
- Includes 43 patterns in over 50 finishes
- Each pattern and finish is represented throughout the binder
- 4" x 4" Sample pieces

### WWG-10

- This binder includes 4" x 4" Sample pieces in our top ten patterns and finishes



**PACKING FEE (#WWG-PF)**

Phone: 1.800.835.4400 • Fax: 1.800.835.4403



## Custom Cut Program

Outwater Plastics offers custom cut sizes as well as our standard sizes. If our 2' x 6', 3' x 4' and 4' x 6' sheets are too large for your application, let us quote it for you. We suggest measuring the routed opening that the grille will need to be placed into-deduct 1/8" for clearance.

Example: Outer edge of routed opening measures 14" x 28", your measurement should be 13-7/8" x 27-7/8".

**Please note: Custom cut orders have a tolerance of 1/16"**

## Custom Rosette Program

We have the capability to apply the 3 different style rosettes shown to the following wire grille patterns:


- |                      |                      |                       |
|----------------------|----------------------|-----------------------|
| WWG-DK08 (page 279)  | WWG-114F (page 280)  | WWG-132F (page 283)   |
| WWG-182P (page 279)  | WWG-1214T (page 280) | WWG-613C (page 283)   |
| WWG-186P (page 279)  | WWG-5814F (page 281) | WWG-711F (page 283)   |
| WWG-686P (page 279)  | WWG-316F (page 282)  | WWG-812C (page 283)   |
| WWG-8816P (page 279) | WWG-332P (page 282)  | WWG-11614P (page 284) |

Available on 3' x 4' & 2' x 6' full sheets with rosettes placed on every other knuckle or on custom cut sizes.

**Button 1**  
**3/8"**

**Button 2**  
**1/2"**

**Button 3**  
**5/8"**

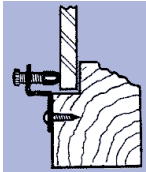


## Panel Retainers



**Bronze Finish on Steel**  
**Overall Size: 3/8" Wide x 1-3/16" Long**  
**Screws Included**

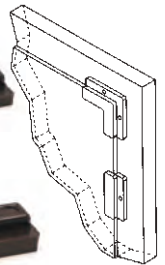
Screw adjustable, secure holding & quick removal of metal grilles. Reversible to accommodate varied glass thicknesses and door mortises. 7/8" vinyl tipped screw tightens and adjusts without harming glass.



**SH-302**

## No-Route Glass / Panel Retaining Clips

- **Color:** Brown or Clear
- Designed to attach glass or decorative panels to doors without routing
- Can be screwed or stapled into place
- Straight and corner pieces available
- Available for 1/8" or 3/16" thick panels




Part #	Color	Material Thickness	Type
<b>R21-1806BR</b>	Brown	1/8"	Straight
<b>R21-1806CL</b>	Clear	1/8"	Straight
<b>R21-1807BR</b>	Brown	3/16"	Straight
<b>R21-1804BR</b>	Brown	1/8"	Corner
<b>R21-1805BR</b>	Brown	3/16"	Corner

## Expanded Metal Grilles

### EMW2


- Small leaf dense mesh for maximum concealment
- Many uses include venting, decorative applications, exterior grill-work on RV's and animal barrier screen.



**Metal Thickness:** .032"  
**Weight/Sq. Ft.:** .2219 lb.  
**Design Size - SWD:** .215", LWD: .390"  
**Opening Size - SWD:** .100", LWD: .390"  
**Strand Size - Width:** .060"  
**Overall Thickness:** .085"  
**Designs/Ft. - SWD:** 56, LWD: 30.5  
**50% Open Area**

Part #	Finish
<b>EMW2-M</b>	Mill
<b>EMW2-BK</b>	Black

### LIGHT GAUGE EXPANDED ALUMINUM 3' x 4' MESH SHEETS



**Metal Thickness:** .032"  
**Weight/Sq. Ft.:** .1938 lb.  
**Design Size - SWD:** .400", LWD: .745"  
**Opening Size - SWD:** .312", LWD: .560"  
**Strand Size - Width:** .080"  
**Overall Thickness:** .110"  
**Designs/Ft. - SWD:** 30.5, LWD: 16  
**57% Open Area**

Part #	Finish
<b>EMW3-BK</b>	Black

### EMW3

- Medium mesh
- Conceals well but allows increased air flow to RV furnaces and other appliances.

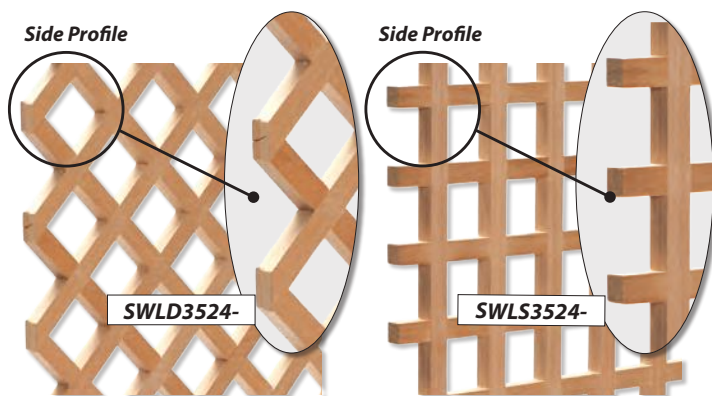
# SOLID NORTH AMERICAN HARDWOOD LATTICE INSERT PANELS

## STANDARD

Red Oak, Maple or Cherry

Available in square or diagonal patterns, these inserts are ideal for cabinet door inserts, residential and commercial casework, wine cabinets, closet storage systems, entertainment centers & ceiling inserts. Sanded & ready to finish.

**Panel Size:** 35-3/4" x 24" x 3/8" thick  
**Cell Size:** 1" x 1" **Slat Size:** 3/8"



(Furniture Grade Quality)

Part #	Finish	Pattern
<b>SWLD3524-RO</b>	Red Oak	Diagonal
<b>SWLD3524-MP</b>	Maple	Diagonal
<b>SWLD3524-CH</b>	Cherry	Diagonal
<b>SWLS3524-RO</b>	Red Oak	Square
<b>SWLS3524-MP</b>	Maple	Square
<b>SWLS3524-CH</b>	Cherry	Square

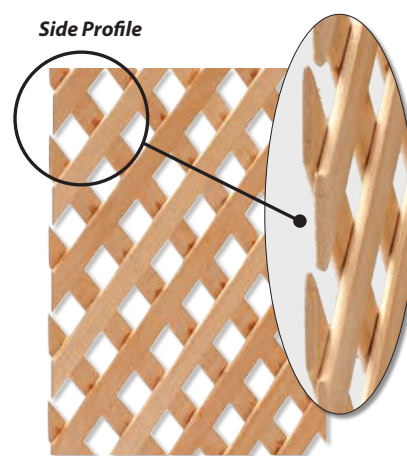


## MINI

Red Oak, Maple, Cherry, or Alder

Available in a diagonal pattern, this insert makes a unique accent door in kitchen cabinets, dining room or bedroom furniture. It can also be used as a ceiling insert panel for an unusual wood grid look. Sanded & ready to finish.

**Panel Size:** 47-1/4" x 23-5/8" x 1/8" strip thickness  
**Cell Size:** 1/2" x 1/2" **Slat Size:** 1/2"




(Furniture Grade Quality)

Part #	Finish	Pattern
<b>SWLM4723-RO</b>	Red Oak	Diagonal
<b>SWLM4723-MP</b>	Maple	Diagonal
<b>SWLM4723-CH</b>	Cherry	Diagonal
<b>SWLM4723-AL</b>	Alder	Diagonal






Add a stylish flair to a variety of panel applications. Our diverse range of perforated panels are ideal for:




DSP20


- Panels are produced in "landscape" position
- Decorative Elements on Furniture
- Interior Walls and Doors
- Cabinet Doors & Drawer Fronts
- Display Fixtures
- Ceiling Panels
- All Panels are 2' High x 6' Wide x 1/8" Thick (3mm)




## PATTERNS




**DSP5-NAT**  
32% Open




**DSP10-NAT**  
30% Open



**DSP20-NAT**  
42% Open



**DSP15-NAT**  
30% Open



**DSP25-NAT**  
49% Open


### **PAINTING:**

- 1) You *must* prime the panel before painting.
- 2) When painting the MDF panels, it is recommended to use a roller or spray paint. Using a paint brush is more difficult and tends to cause brush marks.
- 3) The MDF panels may be painted on both sides if desired, for they have smooth surfaces.


**\* Opening represents air flow. The larger opening the more air flow. For example radiators may want larger openings & screen applications may want less.**




**PATTERNS**




**DSP30-NAT**  
33% Open




**DSP35-NAT**  
45% Open



**DSP55-NAT**  
30% Open



**DSP45-NAT**  
45% Open



**DSP50-NAT**  
36% Open

**PAINING:**

- 1) You *must* prime the panel before painting.
- 2) When painting the MDF panels, it is recommended to use a roller or spray paint. Using a paint brush is more difficult and tends to cause brush marks.
- 3) The MDF panels may be painted on both sides if desired, for they have smooth surfaces.

*\* Opening represents air flow. The larger opening the more air flow. For example radiators may want larger openings & screen applications may want less.*



**DSP45**




## ENHANCE YOUR KITCHEN WITH A UNIQUE BACKSPLASH!



(SSBS-209 shown)


- Sheet size: 18-1/2" x 48-1/2"
- Use tin snips to trim panel to fit your measurements
- Available in 8 patterns shown below
- Easy to clean




**SSBS-208** (6" Multiple Plate)



**SSBS-204** (6" Multiple Plate)




**SSBS-207** (6" Multiple Plate)



**SSBS-234** (3" Multiple Plate)



**SSBS-209** (6" Multiple Plate)



**SSBS-210** (6" Multiple Plate)



**SSBS-235**


❖ **It is highly recommended that gloves are used for installation.** ❖

**For more Backsplash products, Please Inquire.**



**CONE HEAD NAILS**

**1-1/4" LONG**  
1 LB. BOX  
Coverage approx.  
200 sq. ft. per box  
**SM-NAIL-LAQ -**



**SSBS-200** (6" Multiple Plate)



# FLEXIBLE REAL GLASS MIRROR SHEETS


**Class A Fire Rating**

Colors Available In Clear Mirror Or Smoke Mirror *(finish may vary from sheet to sheet)*

**Sheet Size:** 23-1/2" x 23-1/2" (3.84 sq. ft.) x approx. 3/32" thick


- Adaptable to mostly any wall surface configuration.
- Each edge of mirror is hand radius for a satin like finish.
- Fabric backing makes installation simple.

**GM5X5-**  
1/2" SQUARES



Shown in Clear Mirror

**GM1X1-**  
1" SQUARES



Shown in Clear Mirror

**GM5X1-**  
1/2" x 1" RECTANGLES



Shown in Smoke Mirror

**GM5X2-**  
1/2" x 2" RECTANGLES



Shown in Smoke Mirror

Part #	Color
<b>GM5X5-101</b>	Clear
<b>GM5X5-130</b>	Smoke
<b>GM1X1-101</b>	Clear
<b>GM1X1-130</b>	Smoke
<b>GM5X1-101</b>	Clear
<b>GM5X1-130</b>	Smoke
<b>GM5X2-101</b>	Clear
<b>GM5X2-130</b>	Smoke





# Roll~A~Lam

**4 FT. WIDE ROLL UP TO 100 FT. LONG!!!**

**.030 THICK**

**ONE CONTINUOUS ROLL WITH A SIMPLE  
PEEL & STICK ADHESIVE**

- **GREAT FOR:** Signage, Resurfacing, Bars, Display Cases, Back Drops And So Much More!
- **Recommended For Interior Use Only**
- Styrene substrate
- PSA backing
- Finishes are scratch & chemical resistant
- Can be easily cut with a utility knife (Always make cut on decorative side)
- It's essential that a primer (sealer) be applied to the substrate prior to applying the peel & stick laminate. (Surface Must Be Clean)
- For larger applications, we strongly recommend testing prior to installing. Samples are available please inquire.



**EASY PEEL  
& STICK**  
*Peel Backing  
Before Applying*

Mirrored Finish

Brushed Steel

Brushed Copper

Antique Brass

Oil Rubbed Bronze



Part #	Description
RL-0108-M	Mirrored Finished
RL-0113-BS	Brushed Steel
RL-0055-BC	Brushed Copper
RL-0308-AB	Antique Brass
RL-0423-ORB	Oil Rubbed Bronze

*Sold by the square foot.  
Must be purchased in a minimum of 4 sq. ft. increments*

❖ **Free Samples Available** ❖

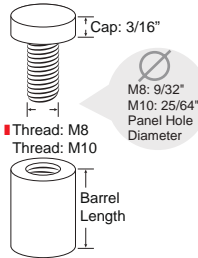


## Eco Lite Series



**MATERIAL** = 202 Stainless Steel  
**FINISH** = Brushed Stainless (BSS)

- 2 Part Assembly
- Lightweight construction
- #6 flat head screws and drywall anchors included



**Finish:**  
 (BSS)  
 Brushed Stainless

Selected part #'s only have Thread: M8



Part #	Panel Thickness	Barrel Length	Thread Length	Diameter
STDE-1313-BSS	Up to 1/4"	1/2"	1/2"	1/2"
STDE-1324-BSS	Up to 1/2"	3/4"	3/4"	1/2"
STDE-1332-BSS	Up to 1/2"	1"	3/4"	1/2"
STDE-1348-BSS	Up to 1/2"	1-1/2"	3/4"	1/2"
STDE-1364-BSS	Up to 1/2"	2"	3/4"	1/2"
STDE-1396-BSS	Up to 1/2"	3"	3/4"	1/2"
STDE-13128-BSS	Up to 1/2"	4"	3/4"	1/2"
STDE-2024-BSS	Up to 1/2"	3/4"	3/4"	5/8"
STDE-2032-BSS	Up to 1/2"	1"	3/4"	5/8"
STDE-2048-BSS	Up to 1/2"	1-1/2"	3/4"	5/8"
STDE-2064-BSS	Up to 1/2"	2"	3/4"	5/8"
STDE-2096-BSS	Up to 1/2"	3"	3/4"	5/8"
STDE-20128-BSS	Up to 1/2"	4"	3/4"	5/8"
STDE-2424-BSS	Up to 1/2"	3/4"	3/4"	3/4"
STDE-2432-BSS	Up to 1/2"	1"	3/4"	3/4"
STDE-2448-BSS	Up to 1/2"	1-1/2"	3/4"	3/4"
STDE-2464-BSS	Up to 1/2"	2"	3/4"	3/4"
STDE-2496-BSS	Up to 1/2"	3"	3/4"	3/4"
STDE-24128-BSS	Up to 1/2"	4"	3/4"	3/4"

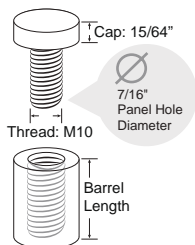
Part #	Panel Thickness	Barrel Length	Thread Length	Diameter
STDE-3224-BSS	Up to 1/2"	3/4"	3/4"	1"
STDE-3232-BSS	Up to 1/2"	1"	3/4"	1"
STDE-3248-BSS	Up to 1/2"	1-1/2"	3/4"	1"
STDE-3264-BSS	Up to 1/2"	2"	3/4"	1"
STDE-3280-BSS	Up to 1/2"	2-1/2"	3/4"	1"
STDE-3296-BSS	Up to 1/2"	3"	3/4"	1"
STDE-32112-BSS	Up to 1/2"	3-1/2"	3/4"	1"
STDE-32128-BSS	Up to 1/2"	4"	3/4"	1"
STDE-32192-BSS	Up to 1/2"	6"	3/4"	1"
STDE-4024-BSS	Up to 1/2"	3/4"	3/4"	1-1/4"
STDE-4032-BSS	Up to 1/2"	1"	3/4"	1-1/4"
STDE-4048-BSS	Up to 1/2"	1-1/2"	3/4"	1-1/4"
STDE-4064-BSS	Up to 1/2"	2"	3/4"	1-1/4"
STDE-4096-BSS	Up to 1/2"	3"	3/4"	1-1/4"
STDE-40128-BSS	Up to 1/2"	4"	3/4"	1-1/4"
STDE-40192-BSS	Up to 1/2"	6"	3/4"	1-1/4"
STDE-4824-BSS	Up to 1/2"	3/4"	3/4"	1-1/2"
STDE-4832-BSS	Up to 1/2"	1"	3/4"	1-1/2"
STDE-4848-BSS	Up to 1/2"	1-1/2"	3/4"	1-1/2"
STDE-4864-BSS	Up to 1/2"	2"	3/4"	1-1/2"
STDE-4896-BSS	Up to 1/2"	3"	3/4"	1-1/2"
STDE-48128-BSS	Up to 1/2"	4"	3/4"	1-1/2"
STDE-48192-BSS	Up to 1/2"	6"	3/4"	1-1/2"

## Clear Acrylic Transparent Standoffs



**MATERIAL** = Acrylic  
**FINISH** = Clear (CL)

- 2 Part Assembly
- Lightweight, durable construction
- Transparent acrylic
- #6 flat head screws and drywall anchors included



Part #	Panel Thickness	Barrel Length	Thread Length	Diameter
STDY-2424-CL	Up to 5/16"	3/4"	5/8"	3/4"
STDY-2432-CL	Up to 1/2"	1"	7/8"	3/4"
STDY-3232-CL	Up to 1/2"	1"	7/8"	1"



Please inquire for our wall anchor selections



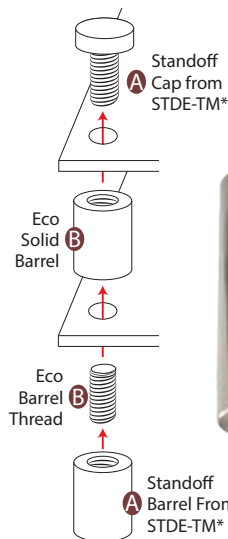


## Eco Solid Barrels

**MATERIAL** = 201 Stainless Steel  
**FINISH** = Brushed Stainless

- Must be used with 1" diameter "ECO Lock Series" standoffs **STDE-TM32\***
- 2 Part Assembly
- Medium weight construction
- Ideal for layering signage designs

**Finish:**



← Eco Solid Barrel

← Eco Barrel Thread

Part #	Panel Thickness	Barrel Length	Thread Length	Thread Diameter
<b>STDE-32BAR-1</b>	Up to 3/4"	1"	1"	1"
<b>STDE-64BAR-1</b>	Up to 3/4"	2"	1"	1"
<b>STDE-96BAR-1</b>	Up to 3/4"	3"	1"	1"
<b>STDE-32BAR-2</b>	Up to 1"	1"	1-1/2"	1"
<b>STDE-64BAR-2</b>	Up to 1"	2"	1-1/2"	1"
<b>STDE-96BAR-2</b>	Up to 1"	3"	1-1/2"	1"



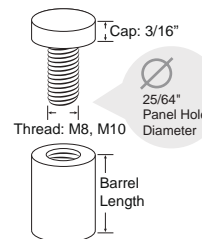
## Eco Aluminum Standoffs

**New 1-1/2" & 2" Barrel Length**


**MATERIAL** = Aluminum

**FINISHES** = Cherry Red (\*RD), Purple (\*PL), Rosy Pink (\*RP), Steel Grey (\*SG), Champagne Brown (\*BR), Copper (\*CP), Blue (\*BL), Black (\*BK), Gold (\*GD), Green (\*GN), Silver (\*SL)

- 2 Part Assembly
- Lightweight, durable aluminum construction
- #6 flat head screws and drywall anchors included



**Finishes:**



Part #	Panel Thickness	Barrel Length	Thread Length	Thread Size	Thread Diameter
<b>STDE-A1313*</b>	Up to 1/4"	1/2"	1/2"	M8	1/2"
<b>STDE-A1324*</b>	Up to 3/8"	3/4"	3/4"	M8	1/2"
<b>STDE-A2424*</b>	Up to 3/8"	3/4"	3/4"	M10	3/4"
<b>STDE-A2432*</b>	Up to 1/2"	1"	3/4"	M10	3/4"

Part #	Panel Thickness	Barrel Length	Thread Length	Thread Size	Thread Diameter
<b>STDE-A3224*</b>	Up to 3/8"	3/4"	3/4"	M10	1"
<b>STDE-A3232*</b>	Up to 1/2"	1"	3/4"	M10	1"
<b>STDE-A3248*</b>	Up to 1/2"	1-1/2"	3/4"	M10	1"
<b>STDE-A3264*</b>	Up to 1/2"	2"	3/4"	M10	1"



Please inquire for our wall anchor selections

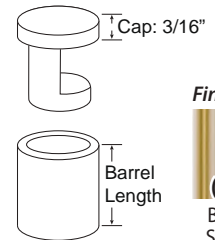


for indoor & outdoor use

## Edge Grip: Eco Easy Standoffs

**MATERIAL** = 201 Stainless Steel  
**FINISH** = Brushed Stainless (BSS)

- Lightweight construction
- Ideal for one panel
- 2mm Hex Key included (One per order)
- #6 flat head screws and drywall anchors included for 5/8" & 3/4" diameter



Finish:

(BSS)  
Brushed Stainless

Part #	Panel Thickness	Barrel Length	Diameter
STDE-ED1313-BSS	Up to 1/2"	1/2"	1/2"
STDE-ED1324-BSS	Up to 1/2"	3/4"	1/2"
STDE-ED1332-BSS	Up to 1/2"	1"	1/2"
STDE-ED1348-BSS	Up to 1/2"	1-1/2"	1/2"
STDE-ED2024-BSS	Up to 1/2"	3/4"	5/8"
STDE-ED2032-BSS	Up to 1/2"	1"	5/8"
STDE-ED2048-BSS	Up to 1/2"	1-1/2"	5/8"
STDE-ED2432-BSS	Up to 1/2"	1"	3/4"
STDE-ED2448-BSS	Up to 1/2"	1-1/2"	3/4"

■ Screws & anchors not included

Need Extra Hex Keys?

2 mm Hex Key

[STD-ALANKEY-2](#)



Please inquire for our wall anchor selections

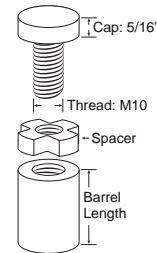


for indoor & outdoor use

## Edge Grip: Eco 4 Way Series

**MATERIAL** = 201 Stainless Steel & Aluminum  
**FINISHES** = Polished Stainless (PSS), Brushed Stainless (BSS)

- Lightweight construction
- Ideal for up to 4 panels
- No drilling required
- Will hold multiple signs
- 2.5mm Hex Key included (One per order)
- #6 flat head screws and drywall anchors included
- Tamper proof



Part #	Panel Thickness	Barrel Length	Diameter
STDE-SP-3224-PSS	Up to 5/16"	3/4"	1"
STDE-SP-3224-BSS	Up to 5/16"	3/4"	1"
STDE-SP-3232-PSS	Up to 5/16"	1"	1"
STDE-SP-3232-BSS	Up to 5/16"	1"	1"
STDE-SP-3248-PSS	Up to 5/16"	1-1/2"	1"
STDE-SP-3248-BSS	Up to 5/16"	1-1/2"	1"
STDE-SP-3264-PSS	Up to 5/16"	2"	1"
STDE-SP-3264-BSS	Up to 5/16"	2"	1"

Need Extra Hex Keys?

2.5mm Hex Key

[STD-ALANKEY](#)



Finishes:



Please inquire for our wall anchor selections





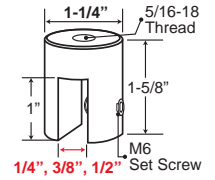
for indoor  
use only

## Slotted Standoffs

**MATERIAL** = Solid Brass

**FINISHES** = Polished Chrome (PC), Matte Chrome (MC)

- Can be mounted either vertically or horizontally
- Perfect for holding partition panels, signage or shelving
- No drilling required
- Hex key to tighten
- 2.5mm Hex Key included (**One per order**)
- 1-1/2" L x 5/16" Hanger Bolt included
- Maximum Load Rating: 17 lbs.



**Finishes:**



(PC)  
Polished  
Chrome


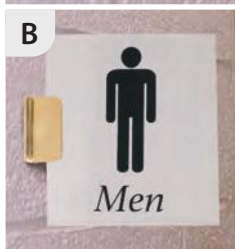


(MC)  
Matte  
Chrome

Part #	Panel Thickness	Barrel Length	Diameter
<b>STD-SL14-PC</b>	Up to 1/4"	1-5/8"	1-1/4"
<b>STD-SL14-MC</b>	Up to 1/4"	1-5/8"	1-1/4"
<b>STD-SL38-PC</b>	Up to 3/8"	1-5/8"	1-1/4"
<b>STD-SL38-MC</b>	Up to 3/8"	1-5/8"	1-1/4"
<b>STD-SL12-PC</b>	Up to 1/2"	1-5/8"	1-1/4"
<b>STD-SL12-MC</b>	Up to 1/2"	1-5/8"	1-1/4"



**A**



**Need Extra Hex Keys?**  
2.5mm Hex Key

**STD-ALANKEY**



Please inquire for  
our wall anchor  
selections

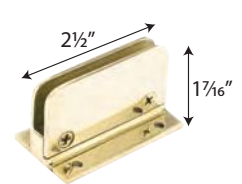
## Signage Grips

**A**



- Rubber pads included to adjust for different panel thickness
- #6 screw and anchor included

**B**



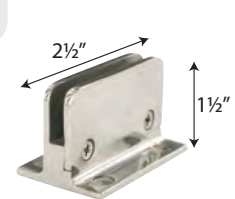
- 4 Screws included

**C**



- Rubber pads included to adjust for different panel thickness
- #6 screw and anchor included

**D**



- 4 Screws included

	Part #	Panel Thickness	Finish	Material
<b>A</b>	<b>SSF-618F-SC</b>	3/16" - 3/8"	Brushed Stainless Steel	Zamac
<b>B</b>	<b>S83-108F-BR</b>	1/4"	Polished Brass	Brass
<b>C</b>	<b>SSF-618FADJ-SC</b>	1/4" - 5/16"	Brushed Stainless Steel	304 Grade Satin Stainless Steel
<b>D</b>	<b>S83-108F-CH</b>	1/4"	Polished Stainless Steel	Stainless Steel



Power Supply

for indoor use only

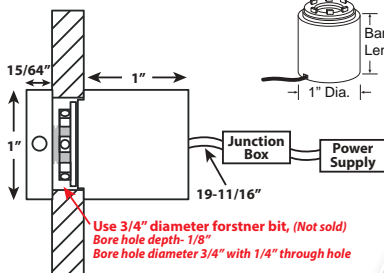
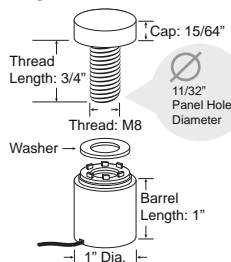
**LED**

*Perfect for lobbies & reception areas*

**12V**


**MATERIAL = Aluminum**

- The standoff wire is 38" long
- Up to 10 pieces can be connected to one power supply
- #6 screws & drywall anchors included



**Maximum Recommended Spacing:**  
**20" x 20" for 4 Standoffs**

**Finishes:**



**Lighting Specifications**

Color Temperature	CW: 6000K-6500K
Beam Spread	120°
Lumens	CW: 30-40
Color Rendering Index	CW: 70
Rated Average Life	CW: 10,000 hrs.
Chip Size	SMD2908



Please inquire for our wall anchor selections



Part #	Color Temp	Finish	Panel Thickness (when graphic is routed)	Barrel Length	Thread Length	Diameter	# of LED	Total Wattage
<b>STD-LED-2525-PC</b>	Cool White	Polished Chrome	Up to 1/2"	1"	3/4"	1"	6	.4W
<b>STD-LED-2525-MC</b>	Cool White	Matte Chrome	Up to 1/2"	1"	3/4"	1"	6	.4W
<b>STD-LED-2525-BK</b>	Cool White	Black	Up to 1/2"	1"	3/4"	1"	6	.4W
<b>STD-LED-2525-M-*</b>	Red (*RD) Blue (*BL) Green (*GR)	Matte Chrome	Up to 1/2"	1"	3/4"	1"	6	.4W
<b>STD-LED-2525-B-*</b>	Red (*RD) Blue (*BL) Green (*GR)	Black	Up to 1/2"	1"	3/4"	1"	6	.4W

**Power Supplies (Required)**



**LED-STD-TR-1A**  
2.91"L x 1.61"W x 1.14"H  
1A / 12V / 12W  
Input Cord: 5'  
Color: Black

**Junction Box (Required)**

Function: Is to join multiple fixtures to one power supply.



**LED-STD-JB10**  
2"L x 1-1/4"W x 1/2"D  
Number of Outputs: 10  
Input Cord: 19-11/16"  
Color: White

**Optional Rechargeable Battery Available**  
**Please Inquire**

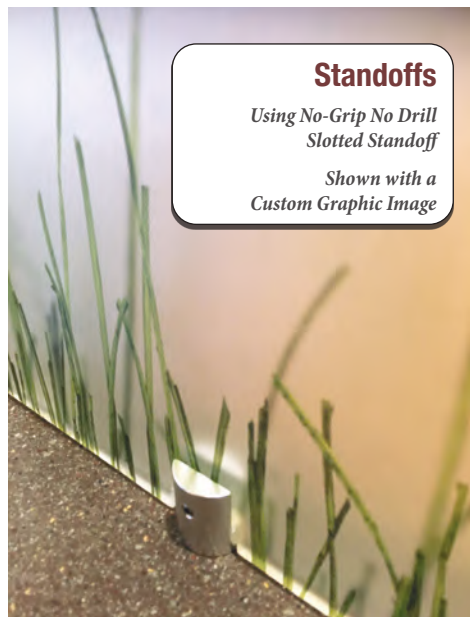


**How Long Will My Battery Last?**  
**Battery Longevity:**  
**(AMPS x VOLTS) = HRS WATTS**





# Hardware for Laminates & Panels



**Standoffs**  
Using No-Grip No Drill  
Slotted Standoff  
Shown with a  
Custom Graphic Image



**Cable Display System**  
Our Graphic Wall Panel  
Shown in Birch Pattern



**Foga® Framing System**  
Using Foga Profile FS21  
Shown with Flexlam Sculped Petals



**Partition Fittings  
& Components**  
Our Graphic Wall Panel  
Shown in Aspen Pattern



## SUSPENDED SIGN CABLE



**CEILING MOUNT TOP FIXING**  
CSK-CSTF-\*

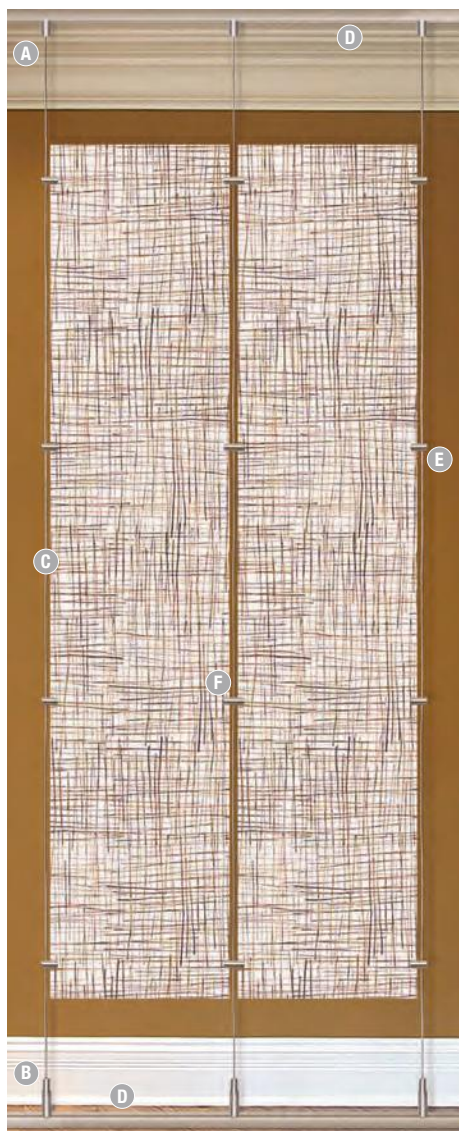


**CABLE** | 13'  
CSK-CABLE




**VERTICAL SINGLE SIGN CLAMP**  
CSK-CSSC-\*

## BRUSHED STAINLESS STEEL STANDOFFS




## CHANNEL MOUNT SIGNAGE



**CHANNEL/CEILING TOP FITTING**

*Comes with both toggle and screw mount*

CSK-CHTF-\*



**CHANNEL/FLOOR BOTTOM FITTING**

*Comes with both toggle and screw mount*

CSK-CHBF-\*



**CABLE** | 13'  
CSK-CABLE



**ALUMINUM CHANNEL WITH END CAPS**

*6'6" length, comes with 2 end caps*

CSK-ALU



**SINGLE HORIZONTAL SIGN CLAMP**

CSK-SSGC-\*



**DOUBLE HORIZONTAL SIGN CLAMP**

CSK-DSGC-\*

### 1-1/2" Diameter

2" barrel length  
STDE-4864-BSS

3" barrel length  
STDE-4896-BSS

4" barrel length  
STDE-48128-BSS



### 1" Diameter

2" barrel length  
STDE-3264-BSS

3" barrel length  
STDE-3296-BSS

4" barrel length  
STDE-32128-BSS

### 3/4" Diameter

2" barrel length  
STDE-2464-BSS

3" barrel length  
STDE-2496-BSS

4" barrel length  
STDE-24128-BSS

*For more Eco Series Standoff options, see page 293*

## TOOLS



**HEX KEYS**  
CSK-HEX



**CABLE CUTTER**  
CSK-CUTTER

FINISHES = Polished Chrome (\*PC), Satin Chrome (\*SC)



*An extensive line of panel hardware for a variety of display options is available. Please inquire for more information on all our mounting systems.*





## Highly Versatile Aluminum Framing System

*This extensive line of 100 lightweight, aluminum profiles was designed to work perfectly with Outwater's collection of laminates in order to create stunning privacy screens, office or waiting room dividers, retail store displays ad more.*



A hex key is all you need to easily assemble a wide range of custom displays

The  
*Key*  
to *Endless*  
*Possibilities*



for your order. With our comprehensive selection of profiles, fabricating as custom room divider or free-standing display has never been easier.

Outwater offers design assistance and access to our design staff with over 20 years of combined experience in layouts and customization. A drawing or simple sketch are all we need to take the first step in bringing your project to life. Design assistance and quotations are provided at no charge. We can custom bend and cut profiles to your exact specification and no minimums are required

The most versatile aluminum system *in the world!*



Works with our Flexlam and Metlam (see pgs.170-213)



Using Foga Profile FS98  
Shown With Birch




Using Foga Profile FS21  
Shown With  
Sculpted Petals



*We Can Bend*



Aluminum Material  
16 Ft. Lengths



Works with our Flexlam and Metlam (see pgs.170-213)





Using Foga Profile FS03  
Shown With  
Spring Grass Weathered

Our 360° hinge allows for creating multiple wall partition display possibilities



**Patented 360° Hinges**

Enables you to create many configurations that readily fold in minutes for storage & shipping



**Easy to Assemble & Disassemble**



Folded Flat for Shipping

An excellent product for creating podiums & table tops



360° FS21 Hinge

Your  
Advertisement  
Panel



Your  
Top

Your  
Shelf

FS91 Profile








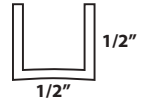
Shown with Aspen Pattern

### Custom Finishes Available: Please Inquire



## Cap Rail & Components

• Solid Brass Channel for 1/4" glass

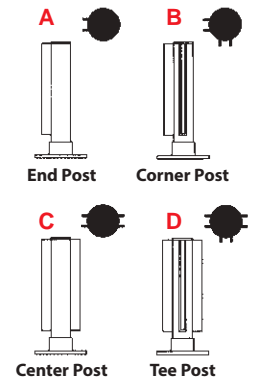
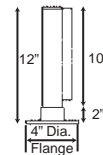


Part #	Finish	Length
<b>S82-700-BR</b>	Polished Brass	6 ft.

## Short Post Partition Series

- 1-1/2" Diameter ONLY
- Recommended post spacing 36" to 48"

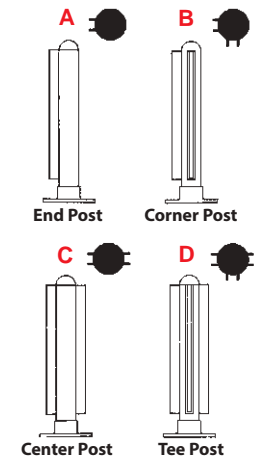
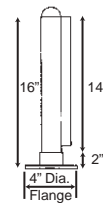
Fits Rail	Polished Brass		304 Grade (180 Grit)	304 Grade Polished
	Part #	Part #	Satin Stainless Steel	Stainless Steel
<b>A</b>	1-1/2"	<b>S82-SEND-BR</b>	<b>SSF-SEND-SC</b>	<b>S82-SEND-CH</b>
<b>B</b>	1-1/2"	<b>S82-SCOR-BR</b>	<b>SSF-SCOR-SC</b>	<b>S82-SCOR-CH</b>
<b>C</b>	1-1/2"	<b>S82-SCEN-BR</b>	<b>SSF-SCEN-SC</b>	<b>S82-SCEN-CH</b>
<b>D</b>	1-1/2"	<b>S82-STEE-BR</b>	<b>SSF-STEE-SC</b>	<b>S82-STEE-CH</b>



## Dome Post Partition Series

- 1-1/2" or 2" Diameter
- Recommended post spacing 36" to 48"

Fits Rail	Polished Brass		304 Grade (180 Grit)	304 Grade Polished
	Part #	Part #	Satin Stainless Steel	Stainless Steel
<b>A</b>	1-1/2"	<b>S82-DEND-BR</b>	<b>SSF-DEND-SC</b>	<b>S82-DEND-CH</b>
	2"	<b>S83-DEND-BR</b>	<b>SSF2-DEND-SC</b>	<b>S83-DEND-CH</b>
<b>B</b>	1-1/2"	<b>S82-DCOR-BR</b>	<b>SSF-DCOR-SC</b>	<b>S82-DCOR-CH</b>
	2"	<b>S83-DCOR-BR</b>	<b>SSF2-DCOR-SC</b>	<b>S83-DCOR-CH</b>
<b>C</b>	1-1/2"	<b>S82-DCEN-BR</b>	<b>SSF-DCEN-SC</b>	<b>S82-DCEN-CH</b>
	2"	<b>S83-DCEN-BR</b>	<b>SSF2-DCEN-SC</b>	<b>S83-DCEN-CH</b>
<b>D</b>	1-1/2"	<b>S82-DTEE-BR</b>	<b>SSF-DTEE-SC</b>	<b>S82-DTEE-CH</b>
	2"	<b>S83-DTEE-BR</b>	<b>SSF2-DTEE-SC</b>	<b>S83-DTEE-CH</b>



# Backlighting Options



## Backlight LED Laminate Kit

*A multi-layered, ultra thin decorative laminate that emits light evenly*



## Auragami

*(Flexible & Cuttable LED Sheet)*

*Can be folded over countertop edges, other multi-plane elements, or wrapped around columns and other curved surfaces*



## Quadmod

*("The Original" LED Panel Sheet)*

*Customized lighting solutions are just a "SNAP" away with these razor-thin panels.*



## DIY: Brite Light Sheet

*An optical PVC film with dot matrix designed to disperse light evenly across your acrylic panel*



## Nova Backlighting System

*(3-D V-Groove Etched PMMA Acrylic Sheet)*

*A revolutionary LED lighting option that will enable you to illuminate ceilings, walls & floors*



## Triflex

*(Flexible & Cuttable LED Sheet)*

*Economical way to light up signs or translucent material*



# BACKLIGHT LED LAMINATE KIT



**SINGLE SIDED DESIGN**  
From Our Idea Library

Shown: *Aspen Forest Mural*




**DOUBLE SIDED DESIGN**  
From Our Idea Library

Shown: *Custom Aspen Forest*

*Our backlighting kit is a multi-layered, ultra-thin decorative laminate that emits light evenly across its surface and has impressive impact, scratch, chemical and abrasion resistant properties. Our kit is supplied with all necessary hardware for installation.*

## Product Features

- The first ultra-thin, 1/4" (6mm) backlight system with no air gap required for LEDs. This system uses a light bar and light guide panel to produce luminance across a translucent surface.*
- A one-of-a-kind product that combines art with lighting, creating a unique focal point for any home or business.*
- A low voltage system that comes with the necessary electrical components to simply plug into a 110-volt receptor. Can also be hardwired for permanent installations by a local electrician.*
- Suitable for most vertical and horizontal applications.*
- Easily fabricated with standard woodworking tools such as routers, saws and drills.*
- Easily used to backlight your own stone, acrylic or other translucent materials with its light guide panel.*



- 1. FRP Panel (.060" thick)**
- 2. Printed Diffuser Panel (.010" thick)**
- 3. Light Guide Panel (3/16" thick, material: printed polycarbonate)**
- 4. Pick Your Frame!**

# How To Order Your Backlighting Kit

## STEP 1:

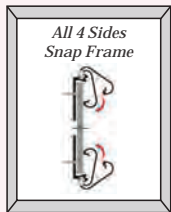
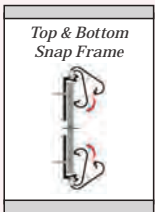


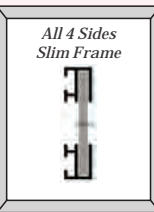
Choose Your Size Kit:

Part #	Size
<b>LUM1648*</b>	16" x 48"
<b>LUM1696*</b>	16" x 96"
<b>LUM2448*</b>	24" x 48"
<b>LUM2496*</b>	24" x 96"
<b>LUM4848*</b>	48" x 48"
<b>LUM4896*</b>	48" x 96"

Please Specify H x W For Your Graphic Direction

## STEP 2:

Choose your frame kit option:

Option *A	Option *B	Option *C	Option *D	Option *S
 <p>All 4 Sides Snap Frame</p>	 <p>Top &amp; Bottom Snap Frame</p>	 <p>Top Snap Frame &amp; Bottom J-Channel</p>	 <p>Top &amp; Bottom J-Channel</p>	 <p>All 4 Sides Slim Frame</p>
All 4 Sides		2 Sides		All 4 Sides

## STEP 3:

Choose your graphic:

### FROM OUR IDEA LIBRARY

Choose from our extensive idea library, where **hundreds of images** have been specifically developed to work with our products.

Visit [outwaterphotogallery.com/laminates](http://outwaterphotogallery.com/laminates) for our idea library

### OR CUSTOM GRAPHICS



One of the advantages of our services is the ability to **customize the images** within our idea library or you can create your own unique artwork.



Shown: Custom Graphic

## STEP 4:

Remember to specify left or right side power cord placement:

Part #	Size
<b>LUM1648*</b>	16" x 48"
<b>LUM1696*</b>	16" x 96"
<b>LUM2448*</b>	24" x 48"
<b>LUM2496*</b>	24" x 96"
<b>LUM4848*</b>	48" x 48"
<b>LUM4896*</b>	48" x 96"

Please Specify H x W For Your Graphic Direction

For more backlighting options, see pages 309-322





Shown: Custom Graphic + Earth



Shown: Ginko Reeds Red



Shown: Custom + Aspen Forest




Shown: Custom Graphic



THE ART OF BACKLIGHTING

# Auragami™



The high LED density (332 LEDs per square foot) combined with a decreased individual LED brightness, eliminates hot spots and "dotting," allowing for as little as 3/8" of clearance between the Light Sheet and the translucent material. Auragami's unique power distribution grid allows you to cut groups, or even single LEDs, from the flexible sheet while maintaining a resilient circuit to the remaining diodes. Cut lines on multiple axis (horizontal, vertical, and diagonal) to maximize customization.



## Flexible & Cuttable

Can be folded over countertop edges, other multi-plane elements, or wrapped around columns and other curved surfaces





## ILLUMINATED SURFACES

Auragami is ideally suited for onyx, quartz and many manufactured materials into lit counter and bar tops, curved surfaces and low clearance applications. This light sheet provides extremely uniform illumination with as little as 3/8" installation depth for countertops.

## Specs

- 24V
- IP65
- UL Listed
- Fully Dimmable
- Natural White (5300K)
- 9.25" x 19.8" Sheet Which Is Cuttable As Small As 5/8" x 5/8" Square



## CUTTABLE

A low voltage UL Listing allows for on-site customization which can eliminate custom order lead times. Cut LEDs from any part of the sheet to avoid obstacles without interrupting power to the rest of the sheet, while maintaining UL Listing. When discrepancies occur between drawing specs and field measurements or when changes need to be made, on-site customization avoids delays!

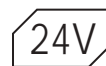


Cutable Anywhere

## Connect

Auragami sheets interconnect quickly and easily with included sheet-to-sheet connection wires. Connect up to eight sheets in any arrangement while operating within Class 2 guidelines. Integrated 2-pin connection blocks eliminate the need to solder and speed installation.





# Auragami Flexible LED Sheet

Panel Size: 9.25" x 19.8"

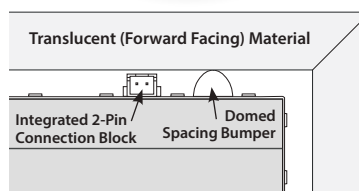
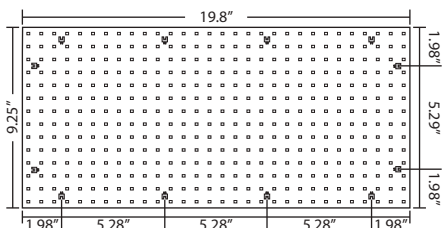
Material: Polyimide with a Conformable Coating Layer (Silicon Based)



Included with Each Sheet:

- A: 2-.71" Sheet-To-Sheet Connection Wires
- B: 2-3.74" Sheet-To-Sheet Connection Wires
- C: 8-Domed Spacing Bumpers with Silicone Adhesive Backing

**IP65 Auragami**  
Provides Protection From Dust & Splashing Water, Not Submersible



### Lighting Specifications

Color Temperature	5300K
Beam Spread	120°
Lumens	860 sq. ft.
Color Rendering Index	95+
Rated Average Life	50,000 hrs.
Power Input	Constant Voltage
Chip Size	2835

Part #	Dimension	# Of LED Chips	Total Wattage	Max # Can Connect
<b>BLS-AU-NW</b>	9.25" x 19.8" (1.27 sq. ft.)	420	12	12 Sq. Ft.

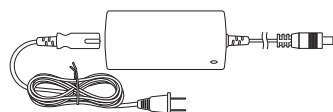
**AURAGAMI SAMPLE KIT AVAILABLE, PLEASE INQUIRE (BLS-AU-KIT)**

**Required** Power Supply **Optional** (Pick One Option) Dimmer **OR** Switch **Required** Power Linking Cable **Required** Auragami

*See Page 311* *See Page 311* *Please Inquire* *See Page 311* *See Page 311*

## Required

### Power Supplies (IP20)



Part #	Type	Finish	Amps	Volts	Watts	Dimensions
<b>LED-24V-3A</b>	Desktop	Black	3A	24V	72W	4.68"L x 2.34"W x 1.48"H
<b>LED-24V-4A-HW</b>	Hardwire Non-Dimmable	Black	4A	24V	96W	9.05"L x 2.75"W x 1.81"H
<b>LED-24V-4A-HWUD</b>	Hardwire Dimmable	Black	4A	24V	96W	9.05"L x 2.75"W x 1.81"H

For Product Details & More Power Options, Please Inquire  
Other Options: Plug In | Rechargeable Battery

### Power Linking Cable

Required for power supplies, dimmers & multi output cables.



Part #	Description	Overall Length	Finish
<b>DC 5.5 to Auragami Connection</b>			
<b>BLS-PWL</b>	Power Link Cable DC 5.5 female with Auragami Connection	12"	White
<b>Hardwire to Auragami Connection</b>			
<b>BLS-POWER</b>	Power Link Cable with Auragami Connection Kit: (1) 48" Power connection lead wire (2) Wago connectors with same polarity (4) Cable management clips	12"	White






*Introducing "The Original"*  
**Quadmod LED Panel Light**



Customized lighting solutions are just a "SNAP" away with the Quadmod Panels. Sold in 12" x 12" squares, the razor-thin (1.65mm thick) panels can be snapped down to 3" x 3" squares.

Backlighting your signs or surfaces requires just 1"-2" separation between panel and surface being illuminated (depending on the substrate density) for even illumination.





24V &  
Fully Dimmable

Offered In  
6500K

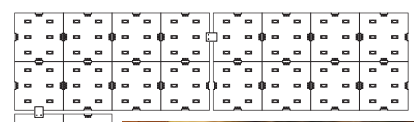
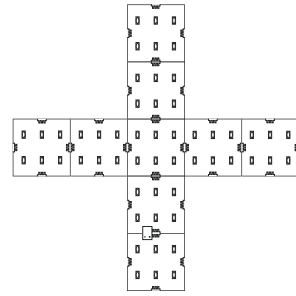
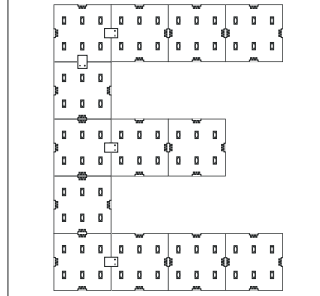
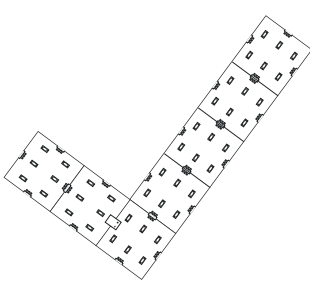
Easy to use connectors & accessories  
make installation fast & simple

Limited 3  
Year Warranty






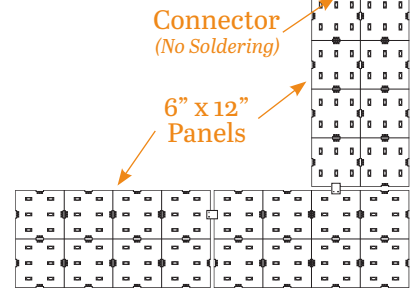

End-to-end connection using our simple DIY connectors and connecting cables. (no soldering necessary)  
Can connect up to 12 panels on one power supply.



Achieve versatile sizes & shapes



900 Lumens  
Per Sq. Ft.

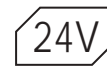


Material: Aluminum With White Powder Coating

IP 20

Black Rubber Feet On Back Aid In Mounting Stability & Heat Dissipation






## Quadmod LED Lighting Panel

Panel Size: 12" x 12" - Can "Snap" To 3" x 3"

Material: Aluminum with White Powder Coating



Front



Back


Black rubber feet aid in mounting stability & heat dissipation



IP20 Quadmod

Provides Low Protection of Dust & Water

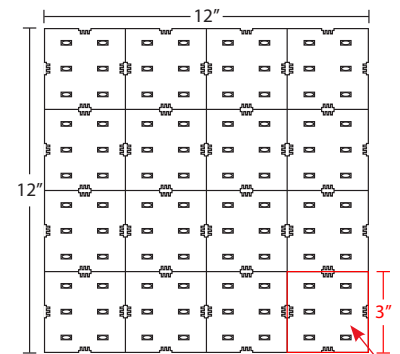
900 Lumens  
Per Sq. Ft.



Thickness: 1.65mm (1/16")

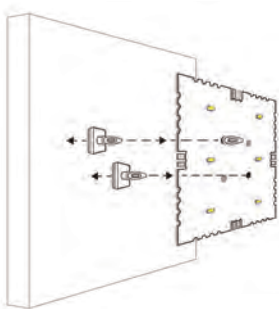


Kit Includes:  
Mounting Clips & Screws

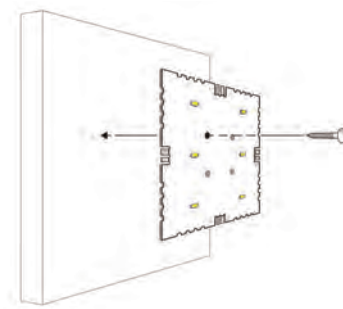


"Snap" In 3" Increments

### 2 Mounting Options



Mounting Clips



Screws



Part #	Dimension	# Of LED Chips	Total Wattage	Max # Can Connect
QM-1212-CW	12" x 12"	96	8	12 Sq. Ft.

### Lighting Specifications

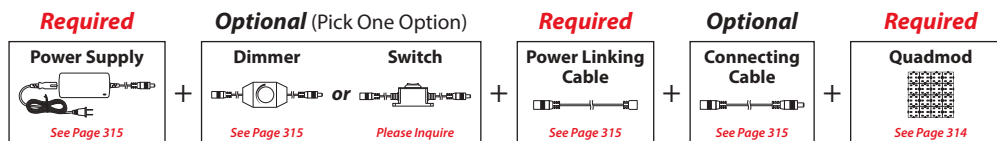
Color Temperature	6500K
Beam Spread	120°
Lumens	900 sq. ft.
Color Rendering Index	80
Rated Average Life	50,000 hrs.
Constant	Voltage
Chip Size	4014

QUADMOD SAMPLE KIT AVAILABLE, PLEASE INQUIRE (QM-KIT)  
OTHER COLOR TEMPERATURES AVAILABLE, PLEASE INQUIRE MINIMUMS APPLY

24V

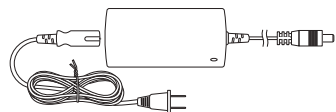


## Accessories for Quadmod LED Lighting Panel



## Required

## Power Supplies (IP20)



Part #	Type	Finish	Amps	Volts	Watts	Dimensions
LED-24V-3A	Desktop	Black	3A	24V	72W	4.68"L x 2.34"W x 1.48"H
LED-24V-4A	Desktop	Black	4A	24V	96W	6.77"L x 2.83"W x 1.48"H

**For Product Details & More Power Options, Please Inquire**  
**Other Options:** Plug In | Hardwire | Hardwire Dimmable | Rechargeable Battery

## Power Linking Cable

Required for power supplies, dimmers & multi output cables.



Part #	Description	Overall Length	Finish
QM-PWL12	Connects from power supplies, dimmers & multi output cables to light panel	12"	White
QM-PWL39		39"	White

## Optional

## Dimmers

A power linking cable required.

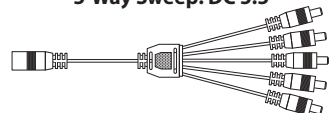


Part #	Description	Finish	Range of Dimming	Size
LED-INLINE-DIM-WH	Inline Rotary	White	0-100%	2-5/8"L x 1-3/8"W x 1"H

**For Product Details & More Dimmer Options, Please Inquire**  
**Other Options:** Rotary | Touch Dimmer | Radio Frequency

## Multi Output Cables

5-Way Sweep: DC 5.5



Part #	Description	Finish	Arms Size	# of Arms	Overall Length	Max # of Power Linking Cables
LED-SOUT-CBL-WH	5-Way Sweep	White	8-3/4"	5	19"	5

**For More Extension Cable Options, Please Inquire**

## Power Extension Cables



Part #	Description	Finish	Length
QM-EXT39	Allows the designer to get around unlit areas without multiple power supplies	White	39"
QM-EXT79		White	79"
QM-EXT118		White	118"

## Connecting Cables



Part #	Description	Finish	Length
QM-CC03	Allows the designer to get around unlit areas without multiple power supplies	White	3"
QM-CC10		White	10"
QM-CC24		White	24"
QM-CC48		White	48"

Direct Connector  
Sold 10 pieces per bag

Part #	Description	Dimensions
QM-DCC	Female to Female connect end-to-end	1/2" L x 3/8"W x 1/4"H





# DIY: Brite Light Sheet

*An inexpensive way to create Light Guide Panels*

Brite Light Sheet is an optical PVC film with dot matrix designed to disperse light evenly across your acrylic panel

- **The most affordable way to create DIY backlighting**
- Sold in nominal 4 ft. x 25 ft. rolls... Can be shipped via UPS
- **Easy to install...** The Brite Light Sheet adheres to any acrylic or glass surface
- **Zero gap clearance** allows for heavy loads
- Low tack resistance enables the Brite Light Sheet to be easily removed and repositioned as desired without damage to the Light Guide Sheet
- Ideal for one sided small signs and shelving. When lit with 2 edges of LED's will illuminate evenly up to 14" in width

**Part#: BLPS-1248**

## Framing Options (Required)

Thickness of Acrylic	U Channel Recommended	Angled Recommended	LED Ribbon Recommended	Aluminum Tape Recommended
1/8"	ALU757-*	ALU149-*	SPT12-*-30*-*-CW	LED-ALUTAPNC-375
1/8"	132-*			
3/16"	R104-582*	ALU149-*	SPT12-*-30*-*-CW	LED-ALUTAPNC-375
3/16"	2325-*			
1/4"	ALU257-*	ALU149-*	SPT12-*-30*-*-CW or SPT12-*-3560-*-RGB	LED-ALUTAPNC-375
1/4"	1991-*			
3/8"	ALU57-*	ALU269-* or ALU249-*	SPT12-*-30*-*-CW, SPT12-*-3560-*-RGB or ECO12-*-35-*	LED-ALUTAPNC-375
3/8"	383-*			
3/8"	2317-*			



# DIY: Brite Light Sheet

*An inexpensive way to create light guide panels*

LED Ribbon Strip **E**

**D** Aluminum Channel

**A** Your Graphic

**B** Your Acrylic

**C** DIY Sheet

A. Your Translucent Material

B. Your Acrylic or Glass


C. Brite Light Sheet

D. Aluminum Angle

*More Options Available, Please Inquire*

E. 3014 LED Ribbon Strip (1/8")

*Please Inquire*



**Fully Assembled**

*Shown With:*  
Your Acrylic,  
Brite Light Sheet,  
Aluminum Channel,  
& LED Ribbon Strip



*Shown With:*  
Your Acrylic, Brite Light Sheet,  
Aluminum Channel,  
LED Ribbon Strip,  
& Your Graphic

**Add Your Graphic**

## FREE Sample Kit

### BLPS-FSK

**Includes the following:**

- Small piece of acrylic
- 6" square of Brite Light Sheet
- 5" piece of 3014 LED Ribbon  
*(works with any 12 volt transformer)*



### Foil Tape (Optional)

- Function: To Prevent light from escaping, thus providing maximum brightness
- Non conductive tape
- 3/8" x 10' per roll

**LED-ALUTAPNC-375**

## Deluxe Kits

### BLPS-KIT

**Includes the following:**

- 2 ft. of 12V *Ultra* Brite LED Ribbon  
*(Cool White, 3014 Chip)*
- 2 ft. of 12V *Standard* Brite LED Ribbon  
*(Cool White, 3014 Chip)*
- 1 ft. x 2 ft. of Brite Light Sheet
- 1 piece of 2 ft. Aluminum Channel  
*(L-Task-149)*
- 1 Power Supply

### BLPS-KIT-DIM

**Includes the following:**

- 2 ft. of 12V *Ultra* Brite LED Ribbon  
*(Cool White, 3014 Chip)*
- 2 ft. of 12V *Standard* Brite LED Ribbon  
*(Cool White, 3014 Chip)*
- 1 ft. x 2 ft. of Brite Light Sheet
- 1 piece of 2 ft. Aluminum Channel  
*(L-Task-149)*
- 1 Power Supply
- 1 Inline Dimmer



# Nova Backlighting System

## The Original Edge Lite Panel



The Nova Backlight System can be customized per order for a wide variety of applications

- Material: Optical Grade PMMA Acrylic
- Super bright and long lasting up to 70,000 hours
- Integrated thermal management will ensure maximum life span and even illumination throughout
- Limited 3 Year Warranty




### Customizable

The Nova sheet can be custom manufactured in most sizes, shapes & light color options



### Signage

Ultra Thin...  
No Required Installation Depth



### Ceiling

Durable... Strong



### Countertops

Illuminate Any Translucent Material



### Flooring

Damp Location Option Available



### Wallscapes

Less Build Up... Save Time & Money  
No Frame or Housing



### Store Interior

Even Illumination... No Dark Spots  
Substrate can lay directly on the Nova sheet panel

## Nova Backlighting System

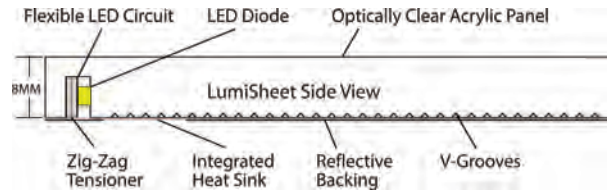

Material: Optical Grade PMMA Acrylic

### THE TECHNOLOGY


Nova sheet utilizes a patented 3-D v-groove etched grid pattern to create a bright and uniform illumination across the entire surface of the panel.

The Nova sheet utilizes superior quality 12V constant voltage LED's. The LED's are integrated into the perimeter of the panel without the use of framing materials.

The built in heat sink will ensure that the panel will last the life span, 70,000 hours!



### LED LIGHT COLOR OPTIONS



#### Color Temperature:



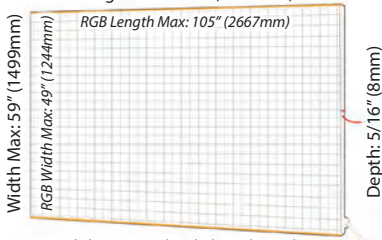
#### Color Changing Temperature



### CUSTOMIZABLE

#### Maximum Panel Size


Length Max: 118" (2997mm)



Power Lead: The power cord can be located around the perimeter of the panel as required, subject to the configuration of the LED's or the back of the panel

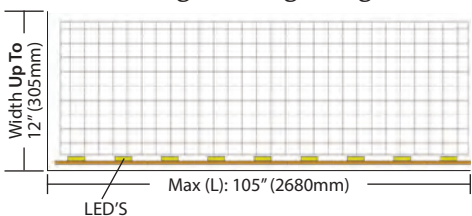
#### Minimum Panel Size

Length Min: 2" Round or Square

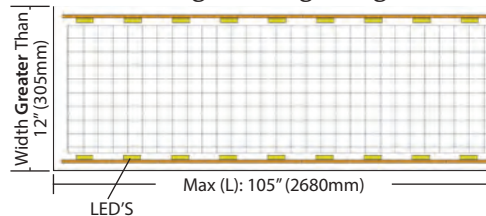


### ILLUMINATING OPTIONS

#### LED Light Along 1 Edge



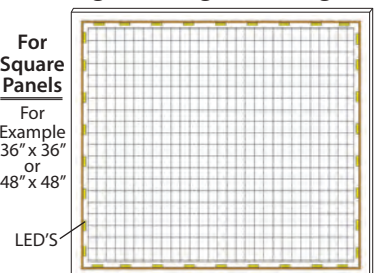
#### LED Light Along 2 Edge



#### LED Light Along All 4 Edges

For Square Panels

For Example 36" x 36" or 48" x 48"



\*\* This is only recommended for when panels are "nearly" square. It is not recommended for long narrow panels

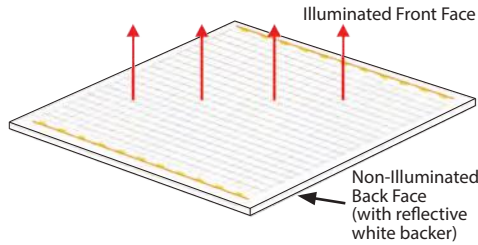


## Nova Backlighting System

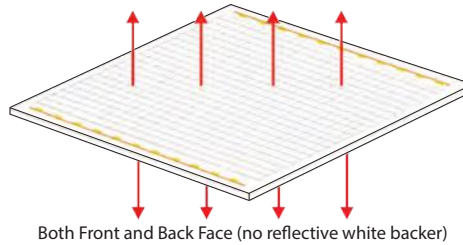
Material: Optical Grade PMMA Acrylic

### FACE OPTIONS

#### Single Face Illumination (Standard)



#### Double Face Illumination (Option)



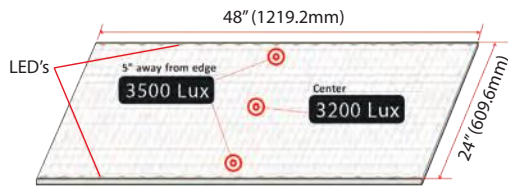
#### Application Options

- A wide variety of accessory options are available, [See Page 321](#).
- Environment: Dry environments are standard but if needed for a wet location, then please inquire further
- Quoting Requirements: DXF (CAD) and/or PDF drawings with dimensions and wire locations labeled must be provided


### BRIGHTNESS

2,000 to 10,000 Lux- Readings will vary with panel size & design

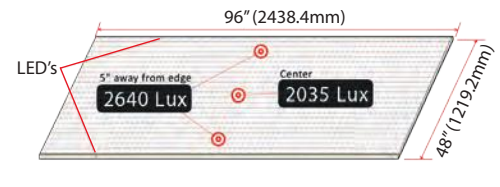
#### 24" x 48" Sheet with 5300K LED's Lit Along 2 Edges (30W)



#### 12" x 12" Sheet with 5300K LED's Lit Along 2 Edges (8W)



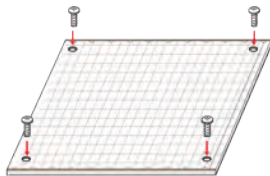
#### 48" x 96" Sheet with 5300K LED's Lit Along 2 Edges (60W)



### MOUNTING OPTIONS

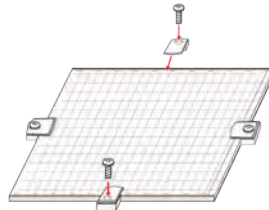
Fabric Frame Option Available: Please Inquire

#### Screw Mounting with Pre-Drilled Holes

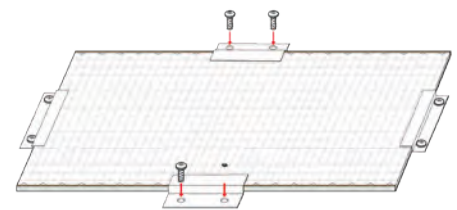


Detailed Dimensions From Customer Required

#### Mounting with Mirror Clips




#### Mounting with Z-Clips

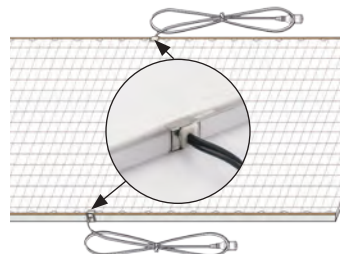


### POWER CORD EXIT


#### Power Cord Exits From Short Side Edge Corner




#### Power Cord Exits From Middle of Each Long Side



#### Power Cord Exits From The Back Side



#### Recessed Notched Power Cord Exit



## Accessories for Nova Backlighting System

Material: Optical Grade PMMA Acrylic

### POWER SUPPLIES



Plug In  
(12W)



Plug In  
(60W)



Hardwire  
(60W)



Hardwire (150W)

### DIMMERS

RF Dimmer with Remote  
(Plug In: Up To 60W)



Dimming Module  
Hardwire: 60W



+

Leviton  
Sliding Dimmer



Magnetic Dimming  
Power Supply  
Hardwire: 60W & 150W



+

Lutron Diva  
Sliding Dimmer



### CONTROLLERS

RGB Controller



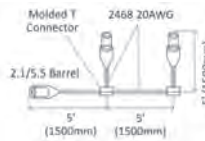
Color  
Changing  
Temperature



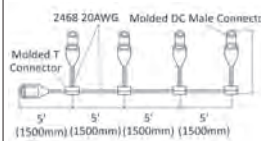
For Turnable  
(CCT) White  
Only

### SPIDER CABLES

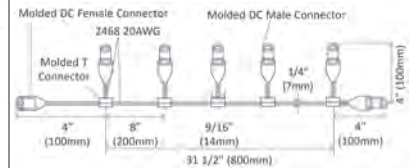
2-Way Long



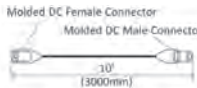
4-Way Long




6-Way Long



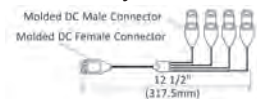
10' Extension Cable



2-Way Short



4-Way Short



### SAMPLE KITS



1 pc. of Cool, Warm White  
& Pure White 10" x 8"  
Sample with  
1A Power Supply  
Part#: **NOVA-SAMP-KIT**



10" x 8" Sample with  
1A Power Supply  
Part#: **NOVA-SAMP108\*-P**



10" x 8" Sample with  
1A Power Supply  
& Dimmer  
Part#: **NOVA-SAMP108\*-D**



10" x 8" RGB Sample  
with 1A Power Supply  
& RGB Controller  
Part#: **NOVA-SAMP108-RGB-K**

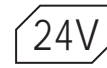


10" x 8" CCT Sample with  
1A Power Supply  
& CCT Controller  
Part#: **NOVA-SAMP108-CCT-K**

Cool White (\*CW), Pure White (\*PW) & Warm White (\*WW)

Phone: 1.800.835.4400 • Fax: 1.800.835.4403



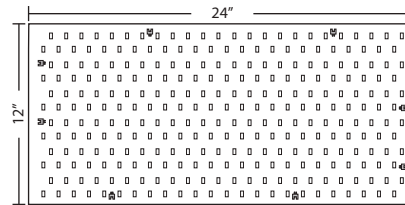



## Triflex Flexible LED Sheet

**Panel Size: 12" x 24"**

**Material: Flexible PCB with Copper Base**

- Economical way to light up signs or translucent material
- Trimmable down to 2" x 4" pieces
- Connect up to 4 panels together
- Requires 1-1/2" depth for NO HOT SPOTS
- Limited 3 Year Warranty

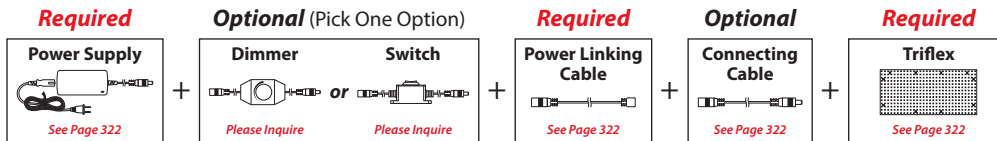


**IP54 Triflex**  
Protection Against Dust & a Fair Amount of Protection Against Splashing Water

### Lighting Specifications

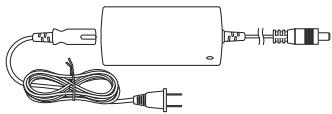
Color Temperature	6500K
Beam Spread	120°
Lumens	1710 sq. ft.
Color Rendering Index	85+
Rated Average Life	50,000 hrs.
Constant	Voltage
Chip Size	2835

Part #	Dimension	# Of LED Chips	Total Wattage	Max # Can Connect
<b>BLS-TFX-CW</b>	12" x 24" (2 sq. ft.)	108	26	8 Sq. Ft.



## Required

### Power Supplies (IP20)



Part #	Type	Finish	Amps	Volts	Watts	Dimensions
<b>LED-24V-3A</b>	Desktop	Black	3A	24V	72W	4.68"L x 2.34"W x 1.48"H
<b>LED-24V-4A</b>	Desktop	Black	4A	24V	96W	6.77"L x 2.83"W x 1.48"H

**For Product Details & More Power Options, Please Inquire**  
Other Options: **Plug In | Hardwire | Hardwire Dimmable | Rechargeable Battery**

### Power Linking Cable

Required for power supplies, dimmers & multi output cables.



Part #	Description	Overall Length	Finish
<b>BLS-PWL</b>	Connects from power supplies, dimmers & multi output cables to light panel	12"	White

## Optional

### Connecting Cables



Part #	Function	Finish	Length
<b>BLS-CC01</b>	Is to allow the designer to get around unlit areas without multiple power supplies	White	1"
<b>BLS-CC24</b>		White	24"

Coming Soon...

# Fluted Wall Panels




Our contemporary fluted wall panels elevate a space into the visually extraordinary.

Clean, crisp lines are a play of light & shadow, creating a sophisticated & inviting space.



Made from an eco friendly wood/plastic composite.  
Easy-to-install & maintain, lasting a lifetime.  
Available in several wood grain finishes & profiles.



Before...



...After







Architectural Products by Outwater L.L.C.  
24 River Road  
P.O. Box 387  
Bogota, NJ 07603-0387

PRSRT BPM  
U.S. POSTAGE  
**PAID**  
DENVER, CO  
PERMIT No. 5377

Catalog Code  
033



**Acrylic Panels**  
**Baseboards**  
**Ceiling Medallions**  
**Ceiling Tiles**  
**Chair Rail**

**Cornice Moulding**  
**Faux Wood Beams**  
**Indirect Lighting Moulding**  
**Lattice Panels**  
**Panel Moulding**

**Rope Moulding**  
**Screening Panels**  
**Tambour**  
**Wainscoting**  
**Wallpaper**

**Wood Veneer**  
**Wood Wall Planks**  
**Woven Wire Grilles**  
**3D Wall Panels**  
**... and MORE!**