



### Basic perfection

100 years of experience has taught us to focus on the important things for the users of vacuum cleaners. GD 910 has a very good user interface and every detail has been developed to make it easy for the user. Compact and light, it weighs only 5,6 kg.

A professional vacuum cleaner with everything you need for fast and efficient vacuuming. Nilfisk GD 910 represents yet another standard in commercial vacuuming from Nilfisk-Advance.

### PRODUCT FACTS








- User friendly and time saving cord storage
- On board storage for nozzles
- The efficient sack filter is easy to install and clean
- Low noise levels allowing it to be used during working hours




Model	GD 910	GD 910	GD 910	GD 910	GD 910
Ref. no	905 9501 010	905 9501 020	905 9501 050	905 9502 010	905 9504 010
Description	GD 910 EU W/ SACK FIL.OUTER	GD 910 EU W/ SACK FIL. INNER	GD 910 EU W/ SACK FIL. INNER	GD910 UK	GD910 JP
<b>PRODUCT FEATURES</b>					
DUST BAG (1 PCS)	■	■	■		■
DUST BAG, 5 PCS					
<b>INCL. ACCESSORIES</b>					
140 8244 000 BRUSH NOZZLE D32				■	■
11276901 BRUSH ROUND GREY 100 NATU					
12019401 COMBI NOZZLE 32MM					
22302100 CREVICE NOZZLE BLACK				■	■
81140900 CREVICE NOZZLE KIT					
011 6431 500 EXTENSION TUBE ALUMINIUM	■			■	
140 8246 000 EXTENSION TUBE CHROME STEEL			■		■
140 8246 040 EXTENSION TUBE STEEL D32		■			
147 0670 500 FILTER MOTOR KIT GD910	■	■	■	■	■
12018001 HOSE 38/32 W. CURVED TUBE GD			■		
147 0765 500 HOSE CPL BLACK	■	■		■	■
12018503 NOZZLE DE LUX W. CLIP GREY			■		
140 6700 540 NOZZLE MULTI SURFACE 32 MM	■	■		■	■
140 6700 570 NOZZLE MULTI SURFACE 32MM		■		■	■
147 0663 500 SACK FILTER INNER GD910		■	■	■	
147 0678 500 SACK FILTER OUTER GD910	■				■
81906500 TUBE TELESC.LENGTH MAX 1130 MM					

Technical specifications	GD 910	GD 910	GD 910	GD 910	GD 910
	EU	EU	EU	UK	JP
PLUG TYPE	EU	EU	EU	UK	JP
CABLE LENGTH (M)	10	10	10	10	15
VOLTAGE (V)	220-240	220-240	220-240	220-240	100
FREQUENCY (HZ)	50-60	50-60	50-60	50-60	50-60
IP PROTECTION CLASS	20	20	20	20	20
RATED POWER (W)	1100	1100	1100	1100	1100
SUCTION POWER END OF TUBE (W)	260	260	260	260	260
AIRFLOW (L/SEC)	35	35	35	35	35
VACUUM AT NOZZLE (KPA)	23	23	23	23	23
SOUND PRESSURE LEVEL (DB(A) BS 5415)	52	52	52	52	52
SOUND POWER LEVEL (DB(A)IEC 704)	71	71	71	71	71
TANK CAPACITY (L)	14	14	14	14	14
DUST BAG CAPACITY ( L )	10	10	10	10	10
MAIN FILTER AREA (CM²)	OUTER 1400cm2	INNER 1000cm2	INNER 1000cm2	INNER 1000cm2	OUTER 1400cm2
BRUSH DIAMETER (MM)	-	-	-	-	-
LENGTH X WIDTH X HEIGHT (CM)	38X34X40	38X34X40	38X34X40	38X34X40	38X34X40
WEIGHT (KG)	5,6	5,6	5,6	5,6	5,6

Model	GD 910	GD 910	GD 910	GD 910
Ref. no	905 9505 010	905 9506 010	905 9507 010	905 9508 010
Description	GD910 AU	GD910 US	GD910 TW	GD 910 EU W/ SACK FIL.INNER
<b>PRODUCT FEATURES</b>				
DUST BAG (1 PCS)	■	■	■	■
DUST BAG, 5 PCS		■		
<b>INCL. ACCESSORIES</b>				
140 8244 000 BRUSH NOZZLE D32	■			
11276901 BRUSH ROUND GREY 100 NATU		■		
12019401 COMBI NOZZLE 32MM				■
22302100 CREVICE NOZZLE BLACK	■			
81140900 CREVICE NOZZLE KIT		■		
011 6431 500 EXTENSION TUBE ALUMINIUM	■			
140 8246 000 EXTENSION TUBE CHROME STEEL			■	■
140 8246 040 EXTENSION TUBE STEEL D32				
147 0670 500 FILTER MOTOR KIT GD910	■	■	■	■
12018001 HOSE 38/32 W. CURVED TUBE GD		■		■
147 0765 500 HOSE CPL BLACK	■		■	
12018503 NOZZLE DE LUX W. CLIP GREY		■		
140 6700 540 NOZZLE MULTI SURFACE 32 MM	■		■	
140 6700 570 NOZZLE MULTI SURFACE 32MM	■		■	
147 0663 500 SACK FILTER INNER GD910	■			■
147 0678 500 SACK FILTER OUTER GD910		■	■	
81906500 TUBE TELESC.LENGTH MAX 1130 MM		■		

Technical specifications	GD 910	GD 910	GD 910	GD 910
	AUS	US	TW	EU
PLUG TYPE	AUS	US	TW	EU
CABLE LENGTH (M)	10	10	10	15
VOLTAGE (V)	240	120	110-120	220-240
FREQUENCY (HZ)	50-60	50-60	50-60	50-60
IP PROTECTION CLASS	20	20	20	20
RATED POWER (W)	1100	1100	1100	1100
SUCTION POWER END OF TUBE (W)	260	260	260	260
AIRFLOW (L/SEC)	35	35	35	35
VACUUM AT NOZZLE (KPA)	23	23	23	23
SOUND PRESSURE LEVEL (DB(A) BS 5415)	52	52	52	52
SOUND POWER LEVEL (DB(A)IEC 704)	71	71	71	71
TANK CAPACITY (L)	14	14	14	14
DUST BAG CAPACITY ( L )	10	10	10	10
MAIN FILTER AREA (CM²)	OUTER 1400cm2	OUTER 1400cm2	OUTER 1400cm2	INNER 1000cm2
BRUSH DIAMETER (MM)	-	-	-	-
LENGTH X WIDTH X HEIGHT (CM)	38X34X40	38X34X40	38X34X40	38X34X40
WEIGHT (KG)	5,6	5,6	5,6	5,6

Accessories		Ref. no	Min. required	GD 910
	<b>Nozzle</b>			
	NOZZLE DE LUX W. CLIP GREY	12018503	1	■
	NOZZLE MULTI SURFACE 32MM	140 6700 570	1	■
	<b>Round brush nozzle</b>			
	BRUSH ROUND GREY 100 NATU	11276901	1	■
	BRUSH NOZZLE D32	140 8244 000	1	■
	<b>Cone nozzle</b>			
	CREVICE NOZZLE KIT	81140900	1	■
	<b>Crevice nozzle</b>			
	CREVICE NOZZLE	010 3098 500	1	■
	CREVICE NOZZLE	140 8243 000	1	■
	CREVICE NOZZLE BLACK	22302100	1	■
	<b>Combination nozzle</b>			
	SMALL COMBI NOZZLE	011 3104 500	1	■
	COMBI NOZZLE 32MM	12019401	1	■
	NOZZLE COMBI DELUXE	22359800	1	■
	<b>Tube</b>			
	EXTENSION TUBE ALUMINIUM	011 6431 500	1	■
	EXTENSION TUBE CHROME STEEL	140 8246 000	1	■
	EXTENSION TUBE STEEL D32	140 8246 040	1	■
	TUBE TElesc.LLENGTH MAX 1130 MM	81906500	1	■
	<b>Hose Vacuum cleaners</b>			
	HOSE 38/32 W. CURVED TUBE GD	12018001	1	■

Accessories		Ref. no	Min. required	GD 910
	<b>Hose Vacuum cleaners</b>			
	HOSE CPL. L 7500	147 0096 500	1	■
	HOSE CPL BLACK	147 0765 500	1	■
	<b>Bag</b>			
	DUST BAG 10L 10 PCS	140 8618 000	1	■
	DUST BAG CLOTH KIT GD 1000	22251800	1	■
	DUST BAG SET 5 PCS	82367810	1	■
	<b>Filters</b>			
	SACK FILTER INNER GD910	147 0663 500	1	■
	FILTER MOTOR KIT GD910	147 0670 500	1	■
	SACK FILTER OUTER GD910	147 0678 500	1	■