

PCX-7401

Pulsed Precision Current Source



Precision Pulse Control

The PCX-7401 offers the capability of providing both pulsed and bias outputs. A modern internal trigger source is capable of two modes of operation: duty cycle or single shot. External trigger is available for addition flexibility.

Low Inductance Output Cable

Connection to the laser diode is made through an innovative low inductance strip line cable, designed to preserve the fidelity of high-speed current pulses. The output connector is interlocked, so that the PCX-7401 is disabled when the cable is removed.

Output Protection

The PCX-7401 features advanced circuitry to protect both the laser diode and instrument. At turn on, and at any time the output is not enabled, the PCX-7401's output is electronically shorted to ground, ensuring that no current flows through the laser diode. Safety features of the instrument include a separate output enable key switch, an output cable safety interlock, and an external enable control signal.

Ease of Setup and Operation

The PCX-7401 may be operated through its' intuitive front panel controls. The color LCD provides immediate visual confirmation of all operating parameters.

Store and Recall User Settings

All system configurations may be stored and recalled in the internal non-volatile memory.

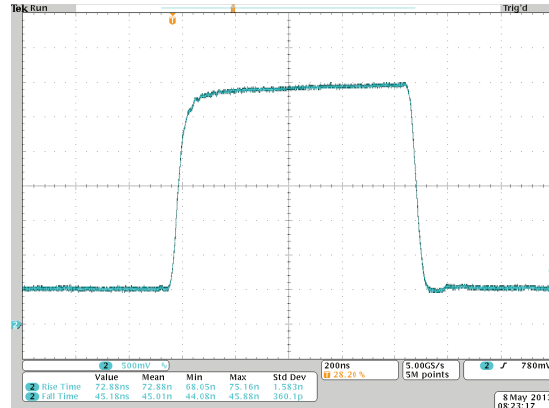
Complete System Integration

Automated applications can utilize RS-232, USB, or Ethernet computer interfaces.

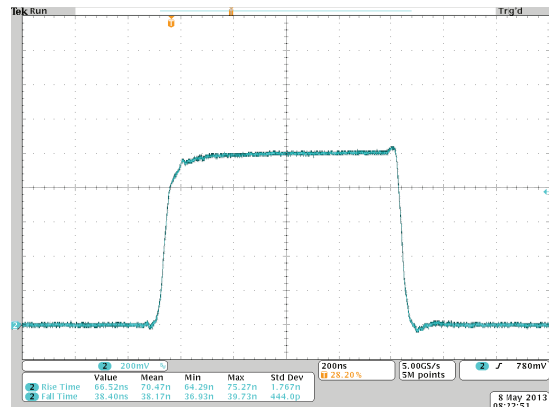
Ordering Information

PCX-7401	Precision Pulsed Current Source
6045-0003	Output Strip Line Cable
6045-0097	Laser Output PCBA
PVA-9550	Current/Voltage Monitor Cable


Each PCX-7401 is delivered with a Output Strip Line Cable, Laser Output PCBA, and Current/Voltage Monitor Cable.



3.000 amps output with 0.500 amps bias



1.000 amp output with 0.000 amps bias



Laser Output PCBA

Pulse Amplitude

Output Current Range	0.005 A to 3.000 A
Setpoint Resolution	0.001 A
Setpoint Accuracy ²	± 0.001 A
Compliance Voltage	≤ 15 V
Overshoot	< 2 %
Maximum Output Power	54 W

Bias Amplitude

Bias Current Amplitude	0.000 A to 0.550 A
Bias Current Resolution	0.001 A
Bias Current Accuracy	± 0.001 A

O

Output Parameters

Pulse Width Range	100 ns to DC
Rise/Fall Time	≤ 100 ns
Polarity	Positive

Internal Trigger

Frequency Range	5 Hz to 1.000 MHz
Frequency Resolution	5 Hz to 995 Hz: 5 Hz 1 KHz to 49.9 KHz: 100 Hz 50 KHz to 1 MHz: 1000 Hz
Frequency Accuracy	± (0.01 x setpoint + 2) Hz
T _{jitter(cc)} (cycle to cycle jitter)	≤ 25 ns
Duty Cycle Range	0 % to 100 %
Duty Cycle Resolution	0.01 %
Duty Cycle Accuracy	± (0.01 x setpoint + 2.5) %

Internal Single Shot Trigger

Pulse Width Range	200 ns to 1.0000 s
Pulse Width Resolution	200 ns to 5,000 ns: 100 ns 6 μs to 1,000 ms: 1 μs
Pulse Width Accuracy	200 ns to 5,000 ns: ± 5 ns 6 μs to 50 μs: ± 100 ns 51 μs to 250 μs: ± 250 ns 251 μs to 500 μs: ± 2 μs 501 μs to 2,000 μs: ± 5 μs 2001 μs to 10,000 μs: ± 50 μs 10,000 μs to 65,535 μs: ± 250 μs 65.536 ms to 100 ms: ± 500 μs 100.001 ms to 1,000 ms: ± 2,000 μs
Pulsed Bias Output ¹	Main Pulsewidth: Fixed Bias 200 ns to 100 μs: 2 μs 100.1 μs to 350 μs: 10 μs 350.1 μs to 1,000 ms: 25 μs

Trigger Sync Output

Termination	Requires 50 Ω
Connector	BNC
Output Voltage Levels	0 V to 4.5 V
Delay (sync to output)	~ 100 ns

External Trigger

Frequency Range	≤ 2,000,000 Hz
Minimum Pulsewidth	100 ns
Delay (external to output)	~ 130 ns
Termination Impedance	50 Ω or 10 kΩ
Connector	BNC
Input Voltage Levels	0 V to 5 V 5 V = Output to load 0 V = No output to load

Computer Interface

RS232, Ethernet, USB

USB Driver Support	Windows 8, Windows 7, Windows XP, Linux, and MAC OS X
--------------------	---

General

Power Requirements	47 ~ 63 Hz 100 ~ 120 VAC ± 10% 220 ~ 240 VAC ± 10%
--------------------	--

AC Inrush Current (typical)	35 A/115 VAC 70A/230 VAC
AC Connector Type	NEMA C-14

Size (HxWxD)	~ 10.66 cm x 29.21 cm x 51.06 cm
Weight	~ 7.8 kg

Operating Temperature	15° C to 40° C
Cooling	Air cooled

User interface	Color LCD with touch screen
----------------	-----------------------------

Notes

- In single shot mode bias is a fixed pulsewidth before and after the main pulsewidth, shown above.
- Current accuracy +/- 1mA for output currents with pulse frequency below 100 kHz.
Current accuracy between 100 kHz and 1 Mhz is:
+0 mA / -X mA
Where X =
(((Output frequency in Hz) * (current setpoint in amps) / 31,000)

Warranty—One year parts and labor on defects in materials and workmanship.

The PCX-7401 current source meets or exceeds these specifications.

All specifications are measured with a low inductance strip line interconnect cable to the laser diode, with less than 4 nH total inductance.

Specifications information subject to change without notice.

For sales information or technical questions contact your local IXYS representative or IXYS Colorado directly at:
Sales: 970.493.1901 or sales@ixyscolorado.com
Technical Support: techsupport@ixyscolorado.com