



NDS®
We put water in its place

Your knowledgeable & trusted
partner for the best in water
management solutions

December 1, 2018 Price List

Commercial Stormwater Management

Residential Stormwater Management

Professional Irrigation

Flow Management



New Mobile App –
NDS Stormwater
Drainage Tools



Available on the
App Store



GET IT ON
Google Play

ndspro.com

MADE IN
USA

You Click, You Order. No Waiting.

Getting connected is easy... call customer service
to set up your account, today! 800-726-1994

ndspro.net

The 24 hour online dealer
tool that helps you manage
your NDS Business

Instant Order Entry, No Wait

Check Discount Schedules

Check Order Status

Invoice Printing

Inventory Query

Pricing Query

Manage Your Account

News Updates

Links to ndspro.com and
Literature Direct



TABLE OF CONTENTS

DRAINAGE PRODUCT PRICE LIST

EZFLOW® GRAVEL-FREE FRENCH DRAIN..... 4	NDS DECORATIVE GRATES 8-9	DURA SLOPE™ ACCESSORIES..... 18
FLO-WELL® MANUFACTURED DRY WELL 4	DURA SLOPE™ DECORATIVE GRATES 9	DURA SLOPE™ RADIUS COUPLINGS & GRATES 18
SPEE-D® BASINS..... 4	ROUND, ATRIUM & SQUARE GRATES..... 10-11	FILCOTEN® TRENCH DRAINS..... 19-21
CATCH BASINS & GRATES..... 5-7	DURACAST™ IN-LINE GRATES 11	DRAINAGE PRODUCTS INDEX..... 22-23
CATCH BASIN UNIVERSAL OUTLETS 7	PROFILE CHANNEL DRAINS..... 12-14	WARRANTY AND TERMS BACK COVER
POP-UP DRAINAGE EMITTERS 7	MODULAR PRO SERIES CHANNEL™ DRAINS..... 14-16	
BRASS & CHROME GRATES 8	DURA SLOPE™ PRE-SLOPED TRENCH DRAINS & GRATES 17	

DRAINAGE PRODUCTS

LANDSCAPE PRODUCT PRICE LIST

TUFFTRACK® GRASSROAD PAVERS..... 25	EP SERIES ROOT BARRIER PANELS 26	LANDSCAPE PRODUCTS INDEX..... 26
EZ ROLL™ GRASS PAVERS..... 25	ROOT BARRIER PLANTER..... 26	WARRANTY AND TERMS BACK COVER
EZ ROLL™ GRAVEL PAVERS 25	ROOT BARRIER SHEET MATERIAL 26	
EZ MARKER™ PARKING DELINEATORS 26	TRUNK PROTECTOR..... 26	

LANDSCAPE PRODUCTS

PROFESSIONAL IRRIGATION PRODUCT PRICE LIST

POINT OF CONNECTION/CONVERSION 29	DRIPLINE..... 32-35	VALVES..... 48
BUBBLERS/EMITTERS 29	DISTRIBUTION TUBING..... 36	STRAINERS, FILTERS, PRESSURE REGULATORS..... 49
EMITTERS 30	SUPPLY TUBING..... 37	ACCESSORIES 50-51
PRESSURE COMPENSATING EMITTERS 30-31	SWING RISER PIPE, FLEX PIPE, RISERS & ASSEMBLIES..... 38-39	PROFESSIONAL IRRIGATION INDEX..... 52-53
NON-PRESSURE COMPENSATING EMITTERS, SPRINKLERS & JETS..... 31	LANDSCAPE SPRINKLER PRODUCTS..... 39-40	WARRANTY AND TERMS BACK COVER
	FITTINGS, ADAPTERS & STAKES 41-47	

PROFESSIONAL IRRIGATION

FLOW MANAGEMENT PRODUCT PRICE LIST

COMPRESSION FITTINGS 56	CLAMP-IT™ SADDLES..... 64	SWING JOINTS 72
WRENCHES, EXPANSION REPAIR COUPLINGS 57	FLO-TAP™ SADDLES & FIRE HYDRANT CAP, SINGLE UNION BALL VALVES 65	LANDSCAPE SPRINKLER PRODUCTS..... 73-74
FLO-LOCK™ COUPLINGS & ADAPTERS, FOOT VALVES..... 58-59	BALL VALVES..... 66-68	FLOW MANAGEMENT INDEX 75-76
SPRING CHECK VALVES 60-62	GATE VALVES..... 69	WARRANTY AND TERMS BACK COVER
SWING CHECK VALVES 62-63	PVC UNIONS..... 70-71	
SUMP PUMP, CHECKMATE & FLO-CHECK CHECK VALVES 63		

FLOW MANAGEMENT

FITTINGS & CLAMPS PRODUCT PRICE LIST

SOLVENT WELD FITTINGS 80-81	NDS FLEXIBLE SADDLES 84	CLAMP-ALL® HI-TORQ HUBLESS COUPLINGS 87
BACKWATER VALVES AND COMPONENTS 82	CORRUGATED FITTINGS 84	SNAP-ALL® INCREASER/REDUCER TRANSITION BUSHINGS 87
VARIABLE ANGLE FITTING 82	CONNECTORS, END CAPS & MANHOLE ADAPTERS 84	FITTINGS INDEX 88
DIVERTER VALVE 82	STAINLESS STEEL PINCH “CRIMP” HOSE CLAMPS..... 85	WARRANTY AND TERMS BACK COVER
NDS FLEXIBLE COUPLINGS 83	WORM DRIVE HOSE CLAMPS..... 86	

FITTINGS

VALVE BOX PRODUCT PRICE LIST

NDS PRO-SPEC™ SERIES VALVE BOXES 92-95	NDS VALVE BOXES 99	WARRANTY AND TERMS BACK COVER
NEXT GENERATION COMMERCIAL GRADE	RESIDENTIAL GRADE	
NDS STANDARD SERIES VALVE BOXES 95-99	VALVE BOX INDEX..... 100	
RESIDENTIAL / COMMERCIAL GRADE		

VALVE BOXES

METER BOX PRODUCT PRICE LIST

NDS AUTOMATIC METER READER (AMR) BOXES 102-103	NDS PRO SERIES METER BOXES 106-109	WARRANTY AND TERMS BACK COVER
STANDARD COMMERCIAL GRADE	PREMIUM COMMERCIAL GRADE	
NDS STANDARD SERIES METER BOXES..... 103-106	METER BOX INDEX..... 110	
STANDARD COMMERCIAL GRADE		

METER BOXES



DRAINAGE PRODUCTS PRICE LIST

HOW TO ORDER PRODUCT

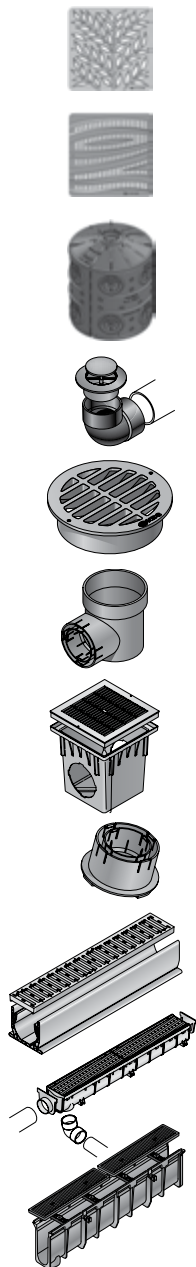
Go to ndspro.net and log in, or register for a new account if you are new to this site. Once you have logged in, use Shop on the main menu to place your order. Call Customer Service at 800-726-1994 or send a fax to 800-726-1998. International customers call 559-334-1183. Send an email to nds@ndspro.com.

HOW TO ORDER LITERATURE

Contact your local sales representative or call Customer Service at 800-726-1994 to order literature and samples.

HOW TO TRACK YOUR ORDER

Keep track of your order online at ndspro.net. If you are new to this site, register for a new account. After logging in, check under "Tools" for the "Order Status" option.



CONTENTS

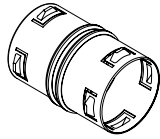
EZFLOW® GRAVEL-FREE FRENCH DRAIN	4
FLO-WELL® MANUFACTURED DRY WELL	4
SPEE-D® BASINS	4
CATCH BASINS & GRATES	5-7
CATCH BASIN UNIVERSAL OUTLETS	7
POP-UP DRAINAGE EMITTERS	7
BRASS & CHROME GRATES	8
NDS DECORATIVE GRATES	8-9
DURA SLOPE™ DECORATIVE GRATES	9
ROUND, ATRIUM & SQUARE GRATES	10-11
DURACAST™ IN-LINE GRATES	11
PROFILE CHANNEL DRAINS	12-14
MODULAR PRO SERIES CHANNEL™ DRAINS	14-16
DURA SLOPE™ PRE-SLOPED TRENCH DRAINS & GRATES	17
DURA SLOPE™ ACCESSORIES	18
DURA SLOPE™ RADIUS COUPLINGS & GRATES	18
FILCOTEN® TRENCH DRAINS	19-21
DRAINAGE PRODUCTS INDEX	22-23
WARRANTY AND TERMS	BACK COVER

EZFLOW® GRAVEL-FREE FRENCH DRAIN



Part No.	Description	Color	Bundle Qty. (lf)	Weight per Bundle (lbs.)	List Price (lf)	Product Class
EZ-0701F	7" Mesh with 3" slotted pipe (center)	Black	90	32.4	8.45	11RP
EZ-0701A	7" Mesh without pipe - aggregate only	Black	90	18.0	8.14	11RP
EZ-1001F	10" Mesh with 4" slotted pipe (center)	Black	50	29.5	12.10	11RP
EZ-1001A	10" Mesh without pipe - aggregate only	Black	50	13.5	11.74	11RP
EZ-1501F	15" Mesh with 6" slotted pipe (center)	Black	20	26.0	30.32	11RP
EZ-1501A	15" Mesh without pipe - aggregate only	Black	20	12.4	20.40	11RP

CORRUGATED FITTINGS FOR EZFLOW®



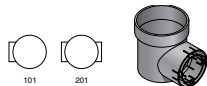
Part No.	Description	Color	Box Qty.	Weight Ea. (lbs.)	List Price (Ea.)	Product Class
3C05	3" Corrugated Internal Coupling	Black	30/box	0.30	6.63	11RP
4C07	4" Corrugated Internal Coupling	Black	36/box	0.30	8.46	11RP
6C07	6" Corrugated Internal Coupling	Black	8/box	0.80	15.79	11RP
3C06	3" Corrugated End Cap	Black	20/box	0.30	5.15	11RP
4C06	4" Corrugated End Cap	Black	30/box	0.50	8.94	11RP
6C06	6" Corrugated End Cap	Black	10/box	0.50	16.30	11RP

FLO-WELL® MANUFACTURED DRY WELL



Part No.	Description	Color	Pkg Qty.	Weight Ea. (lbs.)	List Price (Ea.)	Product Class
FWAS24WH	24" Diam. x 28.75"H Flo-Well® Manufactured Dry Well; Includes 3 Side Panels, 1 Cover	Black	1	27.24	216.75	10FW
FWSD69	4" Sch. 40 Surface Drain Inlet with Grate; ADA Compliant	Black	8	2.16	67.18	10FW
FWAS24CWH	24" Diam. Flo-Well® Cover	Black	2	5.70	74.17	10FW
FWSPS3WH	Flo-Well® Side Panels /Extension Only; Includes 3 Side Panels, May Also be Used as a Compost Bin	Black	1	16.10	177.22	10FW
FWBP24	24" Diam. Flo-Well® Bottom	Black	5	3.66	59.97	10FW
FWFF67	Porous Filter Fabric Wrap for Flo-Well®	Black	1	0.50	16.72	10FW





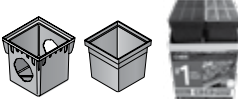
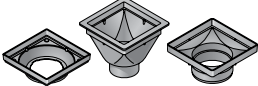
SPEE-D® BASINS



Part No.	Description	Color	Pkg Qty.	Weight Ea. (lbs.)	List Price (Ea.)	Product Class
101	Single 3" & 4" Locking Outlets	Black	10	1.38	25.20	10ND
101ATBLKIT	Spee-D Basin with 6" Black Atrium Grate	Black Grate	8	2.10	48.86	10ND
101GRKIT	Spee-D Basin with 6" Green Round Grate	Green Grate	6	2.40	39.98	10ND
101SQGRKIT	Spee-D Basin with 9" x 9" Green Square Grate	Green Grate	8	2.30	52.41	10ND
201	Double 3" & 4" Locking Outlets	Black	10	1.90	25.20	10ND
101R	Spee-D Basin Risler	Black	12	1.07	14.28	10ND
250	Double 3" & 4" 90° Outlets	Black	12	1.50	27.39	10ND
300	3-Way 3" & 4" Outlets	Black	12	2.00	46.50	10ND
350	4-Way 3" & 4" Outlets	Black	12	2.25	54.23	10ND

9" CATCH BASIN SERIES


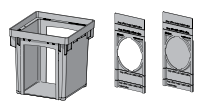
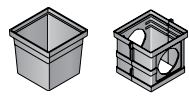
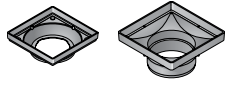
DRAINAGE PRODUCTS

	Part No.	Description	Color	Pkg. Qty.	Weight Ea. (lbs.)	List Price (Ea.)	Product Class
	981	9" x 9" Atrium Grate	Black	6	0.70	54.73	10ND
	991		Green	6	0.70	54.73	10ND
	980	9" Square Grate	Black	8	1.50	42.34	10ND
	990		Green	8	1.50	42.34	10ND
	999		Gray	8	1.50	42.34	10ND
	999S		Sand	8	1.50	42.77	10ND
	930B	9" Square Brass Grate	Brass	3	5.51	415.55	15BR
	913	9" Square Cast Iron Grate	Black	4	8.00	145.83	10ND
	915	9" Square Galvanized Steel Grate	Steel	4	4.00	77.34	10ND
	900FF	9" Catch Basin Filter	Blue Frame Gray Fabric	8	0.06	36.66	10ND
	900	9" x 9" Catch Basin, 2 Openings	Black	4	3.00	32.78	10ND
	900-4	9" x 9" Catch Basin, 4 Openings	Black	4	2.00	42.64	10ND
	900BLKIT	9" x 9" Catch Basin Kit with Black Grate	Black	4	4.90	99.29	10ND
	900GRKIT	9" x 9" Catch Basin Kit with Green Grate	Green	4	4.90	99.29	10ND
	900MTLKIT	9" x 9" Catch Basin Kit with Metal Grate	Metal	1	7.55	124.11	10ND
	900KITDISP	9" x 9" Catch Basin Kits In Display Box, 4 Green 4 Black	Black/Green	1	45.00	794.24	10ND
	916	9" x 9" Catch Basin Riser (No Bottom)	Black	4	1.75	35.74	10ND
	930	9" x 9" Low-Profile Adapter	Black	8	0.75	33.02	10ND
930ATBLKIT	9" x 9" Low-Profile Adapter with Black Atrium Grate and 3" & 4" Universal Locking Outlet	Black Grate	8	1.45	96.59	10ND	
930GRKIT	9" x 9" Low-Profile Adapter with Flat Green Grate and 3" & 4" Universal Locking Outlet	Green Grate	8	2.25	85.54	10ND	
	931	9" x 9" Deep Housing Spigot Adapter	Black	10	2.40	27.79	10ND
	932	9" x 9" Low-Profile Housing Adapter	Black	8	1.13	49.78	10ND
	933	Adapter Bushing	Black	20	0.30	4.88	10ND





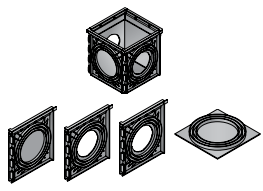
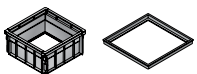

12" CATCH BASIN SERIES

	Part No.	Description	Color	Pkg. Qty.	Weight Ea. (lbs.)	List Price (Ea.)	Product Class
	1200DSG	12" x 12" Downspout Grate	Black	8	1.56	68.61	10ND
	1280	12" x 12" Atrium Grate	Green	8	2.00	80.38	10ND
	1290		Black	8	2.00	80.38	10ND
	1210	12" x 12" Square Grate	Gray	8	2.00	62.88	10ND
	1211		Black	8	2.50	62.88	10ND
	1212		Green	8	2.50	62.88	10ND
	1212S		Sand	8	2.00	68.30	10ND
	1230B	12" x 12" Brass Square Grate	Brass	5	11.45	669.04	15BR
	1213	12" x 12" Square Cast Iron Grate	Black	1	15.90	200.94	10ND
	1215	12" x 12" Square Galvanized Steel Grate	Steel	1	8.90	113.21	10ND
Note: See decorative grate section for decorative grate options							
	1200FF	12" Catch Basin Filter	Blue Frame Gray Fabric	8	1.10	40.84	10ND
	1219	12" x 12" Backwater Valve Box	Black	4	5.75	69.86	10ND
	1220	12" x 12" Sump Box Cover	Black	8	2.00	74.89	10ND
	1225	12" x 12" Sump Box	Black	4	6.75	72.44	10ND


12" CATCH BASIN SERIES (CONT.)

	Part No.	Description	Color	Pkg. Qty.	Weight Ea. (lbs.)	List Price (Ea.)	Product Class
	1200BLKIT	12" x 12" Catch Basin Kit with Black Grate	Black	4	7.59	142.87	10ND
	1200GRKIT	12" x 12" Catch Basin Kit with Green Grate	Green	4	7.59	142.87	10ND
	1200MTLKIT	12" x 12" Catch Basin Kit with Metal Grate	Metal	1	15.1	178.59	10ND
	1200KITDISP	12" x 12" Catch Basin Kits In Display Box, 4 Green 4 Black	Black/Green	8	85.00	1,142.99	10ND
	1200DGGKITWH	12" Basin Kit with Green Botanical Decorative Grate	Green	4	7.59	160.19	10ND
	1200	12" x 12" Catch Basin, 2 Openings	Black	4	4.25	56.01	10ND
	1203	12" x 12" Catch Basin, 3 Openings	Black	4	3.75	80.83	10ND
	1204	12" x 12" Catch Basin, 4 Openings	Black	4	3.75	84.98	10ND
	1200NGBKIT	12" x 12" Catch Basin, 2 Open Slides	Black	4	4.90	75.93	10ND
	1200NGB	12" x 12" Catch Basin	Black	4	3.70	65.96	10ND
	1207	Open Slide for 1200NGB	Black	8	0.60	6.27	10ND
	1208	Plug Slide for 1200NGB	Black	8	0.75	6.27	10ND
	1216	12" x 12" Catch Basin Riser (No Bottom)	Black	8	2.75	36.65	10ND
	1217	12" x 12" Riser with 2 Openings	Black	4	4.00	50.79	10ND
	1230	12" x 12" Low-Profile Adapter	Black	8	1.60	44.14	10ND
	1230ATBLKIT	12" x 12" Low-Profile Adapter with Black Atrium Grate and 3" & 4" Universal Locking Outlet	Black Grate	8	3.60	133.35	10ND
	1230GRKIT	12" x 12" Low-Profile Adapter with Flat Green Grate and 3" & 4" Universal Locking Outlet	Green Grate	8	3.10	117.85	10ND
	1221	12" x 12" Square, Low-Profile Adapter	Black	12	1.92	55.82	10ND
	1222	12" x 12" Square, Low-Profile Spigot Adapter	Black	12	1.92	55.82	10ND










18" CATCH BASIN SERIES

	Part No.	Description	Color	Pkg. Qty.	Weight Ea. (lbs.)	List Price (Ea.)	Product Class
	1881	18" x 18" Atrium Grate	Black	2	3.50	150.71	10ND
	1891		Green	2	3.50	150.71	10ND
	1810	18" x 18" Square Grate	Gray	4	8.00	210.49	10ND
	1811		Black	4	8.00	210.49	10ND
	1812		Green	4	8.00	210.49	10ND
	1813	18" x 18" Cast Iron Square Grate	Black	1	35.00	441.23	10ND
	1815	18" x 18" Square Galvanized Steel Grate	Steel	40	17.00	607.96	10ND
	1882	18" One-Piece Catch Basin, 2 Openings	Black	1	10.00	317.31	10ND
	1884	18" One-Piece Catch Basin, 4 Openings	Black	1	9.50	333.31	10ND
	1800	18" x 18" Expandable Catch Basin, 2 Openings	Black	1	16.00	260.81	10ND
	1804	18" x 18" Expandable Catch Basin, 4 Openings	Black	1	16.00	288.61	10ND
	1820	Basin Side – No Opening	Black	4	4.00	64.14	10ND
	1821	Basin Side – 8" Opening	Black	4	4.00	64.14	10ND
	1822	Basin Side – 6" or 8" Opening	Black	4	3.75	74.86	10ND
	1828	Basin Bottom	Black	4	2.50	39.67	10ND
	1816	8" Catch Basin Riser	Black	1	6.00	152.09	10ND
	1840	Frame to Adapt 18" x 18" Grate to Concrete Catch Basin	Black	4	2.00	88.93	10ND
	1830	18" x 18" Low-Profile Adapter	Black	4	4.75	133.12	10ND



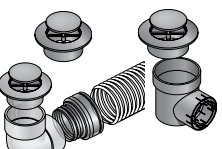
24" CATCH BASIN SERIES

	Part No.	Description	Color	Pkg. Qty.	Weight Ea. (lbs.)	List Price (Ea.)	Product Class
	2411	24" x 24" Square Grate	Black	1	9.00	549.79	10ND
	2412	24" x 24" Square Grate	Green	1	9.00	549.79	10ND
	2413	24" x 24" Square Cast Iron Grate	Black	1	150.00	1,069.83	10ND
	2415	24" x 24" Square Galvanized Steel Grate	Steel	1	67.00	1,266.47	10ND
	2400	24" x 24" Catch Basin, 2 Openings	Black	1	19.05	581.20	10ND
	2404	24" x 24" Catch Basin, 4 Openings	Black	1	15.00	669.79	10ND
	2418	24" x 24" Catch Basin Extension Riser	Black	1	14.10	384.87	10ND
	2410	10" & 12" Universal Adapter (Includes Part #1890, Pre-Inserted)	Black	2	5.50	62.84	10ND

CATCH BASIN UNIVERSAL OUTLETS

	Part No.	Description	Color	Pkg. Qty.	Weight Ea. (lbs.)	List Price (Ea.)	Product Class
	1242	3" & 4" Universal Outlet with 4" Spigot	Black	20	0.74	15.66	10ND
	1243	3" & 4" Universal Locking Outlet	Black	20	0.70	8.56	10ND
	1245	3" & 4" Offset Universal Outlet	Black	20	0.50	9.96	10ND
	1266	6" Universal Locking Outlet	Black	20	0.75	11.15	10ND
	1888	8" Universal Outlet	Black	8	1.25	23.20	10ND
	1889	8" Offset Universal Adapter	Black	10	0.80	26.29	10ND
	1890	Universal Outlet Reducer Ring	Black	8	0.50	12.07	10ND
	2410	10" & 12" Universal Adapter (Includes Part #1890, Pre-Inserted)	Black	2	5.50	62.84	10ND
	1206	6" Universal Adapter Plug	Black	20	0.35	6.86	10ND







POP-UP DRAINAGE EMITTERS

	Part No.	Description	Color	Pkg. Qty.	Weight Ea. (lbs.)	List Price (Ea.)	Product Class
	420	3" & 4" Pop-up Drainage Emitter; spring automatically retracts; fits 3" and 4" HUB S&D Fittings	Green	20	0.28	26.13	10ND
	321	3" Pop-up Drainage Emitter with 3" Elbow	Green	25	0.60	32.93	10ND
	421	4" Pop-up Drainage Emitter with 4" Elbow	Green	20	0.85	38.47	10ND
	430	Pop-up Drainage Emitter with Elbow & Universal Adapter	Green	20	1.30	45.65	10ND
	1241	3" & 4" Universal Adapter with 4" Fitting Spigot	Black	20	0.70	9.70	10ND
	620	6" Pop-up Drainage Emitter	Green	15	0.28	38.13	10ND
	624	6" Pop-up Emitter with Elbow & Corrugated Pipe Adapter	Green	10	2.75	113.60	10ND
	625	6" Pop-up Emitter with Spee-D® Basin	Green	8	2.50	64.70	10ND

BRASS & CHROME GRATES

	Part No.	Description	Color	Pkg. Qty.	Weight Ea. (lbs.)	List Price (Ea.)	Product Class
	552B	1 ft. Brass Channel Grate	Satin Brass	12	1.15	193.65	25PF
	553PB		Polished Brass	12	1.25	210.81	25PF
	909B	3" Round Brass Grate with PVC Collar	Satin Brass	20	0.40	39.08	15BR
	905PB		Polished Brass	20	0.40	86.27	15BR
	915SC	3" Round Chrome Grate with PVC Collar	Satin Chrome	20	0.40	52.91	15BR
	907PC		Polished Chrome	20	0.40	69.48	15BR
	910B	4" Round Brass Grate with PVC Collar	Satin Brass	20	0.70	43.11	15BR
	906PB		Polished Brass	20	0.70	108.67	15BR
	917SC	4" Round Chrome Grate with PVC Collar	Satin Chrome	20	0.70	59.58	15BR
	908PC		Polished Chrome	20	0.70	83.98	15BR
	913B	5" Square Brass Grate with PVC Collar	Satin Brass	10	1.40	105.77	15BR
	914PB		Polished Brass	10	1.40	128.31	15BR
	918B	6" Round Brass Grate with Styrene Collar	Satin Brass	8	1.38	165.06	15BR
	919PB		Polished Brass	8	1.38	172.49	15BR
	920B	6" Square Brass Grate with Styrene Adapter	Satin Brass	8	1.88	199.75	15BR
	923PB		Polished Brass	8	1.88	209.18	15BR
	921B	6" Square Brass Grate with Styrene Adapter	Satin Brass	8	1.88	170.09	15BR
	922PB		Polished Brass	8	1.88	172.49	15BR
	78B	4" Atrium Brass Grate	Brass	8	1.87	199.88	15BR
	90B	6" Atrium Brass Grate	Brass	4	5.07	456.40	15BR
	930B	9" Square Brass Grate	Brass	3	5.51	415.55	15BR
	1230B	12" Square Brass Grate	Brass	4	11.45	669.04	15BR

NDS DECORATIVE GRATES

	Part No.	Description	Color	Pkg. Qty.	Weight Ea. (lbs.)	List Price (Ea.)	Product Class
	1218	Botanical 12" x 12" Catch Basin Grate - Plastic	Black	8	3.27	79.13	10ND
	1218GY	Botanical 12" x 12" Catch Basin Grate - Plastic	Grey	8	3.27	79.13	10ND
	1218GR	Botanical 12" x 12" Catch Basin Grate - Plastic	Green	8	3.27	79.13	10ND
	1218S	Botanical 12" x 12" Catch Basin Grate - Plastic	Sand	8	3.27	79.13	10ND
	1218CI	Botanical 12" x 12" Catch Basin Grate - Cast Iron	Cast Iron	1	12.67	238.13	10ND
	1224	Wave 12" x 12" Catch Basin Grate - Plastic	Black	8	2.68	79.13	10ND
	1224GY	Wave 12" x 12" Catch Basin Grate - Plastic	Grey	8	2.68	79.13	10ND
	1224GR	Wave 12" x 12" Catch Basin Grate - Plastic	Green	8	2.68	79.13	10ND
	1224S	Wave 12" x 12" Catch Basin Grate - Plastic	Sand	8	2.68	79.13	10ND
	1224CI	Wave 12" x 12" Catch Basin Grate - Cast Iron	Cast Iron	1	13.79	238.13	10ND
	252	Botanical 24" Spee-D Channel Grate - Plastic	Black	12	1.74	51.33	25PF
	252GY	Botanical 24" Spee-D Channel Grate - Plastic	Grey	12	1.74	51.33	25PF
	252GR	Botanical 24" Spee-D Channel Grate - Plastic	Green	12	1.74	51.33	25PF
	252S	Botanical 24" Spee-D Channel Grate - Plastic	Sand	12	1.74	51.33	25PF
	252CI	Botanical 24" Spee-D Channel Grate - Cast Iron	Cast Iron	1	7.06	157.97	25PF
	253	Wave 24" Spee-D Channel Grate - Plastic	Black	12	1.84	51.33	25PF
	253GY	Wave 24" Spee-D Channel Grate - Plastic	Grey	12	1.84	51.33	25PF
	253GR	Wave 24" Spee-D Channel Grate - Plastic	Green	12	1.84	51.33	25PF
	253S	Wave 24" Spee-D Channel Grate - Plastic	Sand	12	1.84	51.33	25PF
	253CI	Wave 24" Spee-D Channel Grate - Cast Iron	Cast Iron	1	7.52	157.97	25PF
	554	Botanical 36" Plastic Mini Channel Grate	Black	16	0.852	34.55	25PF
	554GY	Botanical 36" Plastic Mini Channel Grate	Grey	16	0.852	34.55	25PF
	554GR	Botanical 36" Plastic Mini Channel Grate	Green	16	0.852	34.55	25PF
	554S	Botanical 36" Plastic Mini Channel Grate	Sand	16	0.852	34.55	25PF
	554CI	Botanical 12" Metal Mini Channel Grate	Cast Iron	1	1.82	71.44	25PF
	555	Wave 36" Plastic Mini Channel Grate	Black	16	0.88	34.55	25PF
	555GY	Wave 36" Plastic Mini Channel Grate	Grey	16	0.88	34.55	25PF
	555GR	Wave 36" Plastic Mini Channel Grate	Green	16	0.88	34.55	25PF
	555S	Wave 36" Plastic Mini Channel Grate	Sand	16	0.88	34.55	25PF
	555CI	Wave 12" Metal Mini Channel Grate	Cast Iron	1	1.3	71.44	25PF

DECORATIVE GRATES SCREWS



Part No.	Description	Color	Pkg. Qty.	Weight Ea. (lbs.)	List Price (Ea.)	Product Class
839	Stainless Steel Screws, FH #6 x 1-3/4" – 12 in Catch Basin Deco Grate	Steel	40	1.00	10.62 (bag)	25PF
846	Stainless Steel Screws, FH #4 x 1" – Mini Channel Decorative Grate	Steel	40	1.00	9.43 (bag)	25PF
829	Stainless Steel Screws, FH #6 x 1-1/4" – Spee-D Channel Deco Grate	Steel	40	0.15	6.77 (bag)	25PF
629	Stainless Steel Screws, FH #20 x 1/4" – All-Metal Decorative Grates	Steel	40	3.65	42.70 (bag)	25PF

DRAINAGE PRODUCTS

DURA SLOPE™ DECORATIVE GRATES

Weave
DS-601



Part No.	Description	Color	Pkg. Qty.	Weight Ea. (lbs.)	List Price (Ea.)	Product Class
DS-601	2 ft. Ductile Iron Deco Weave Grate	Raw Iron	1	14.74	111.81	25DS
DS-601K	2 ft. Ductile Iron Deco Weave Grate	Black	1	14.74	191.14	25DS
DS-601W	2 ft. Ductile Iron Deco Weave Grate	White	1	14.70	167.04	25DS
DS-601S	2 ft. Ductile Iron Deco Weave Grate	Silver	1	14.00	167.04	25DS
DS-601Z	2 ft. Ductile Iron Deco Weave Grate	Bronze	1	14.50	191.14	25DS
DS-601G	2 ft. Ductile Iron Deco Weave Grate	Green	1	14.70	167.04	25DS
DS-601B	2 ft. Ductile Iron Deco Weave Grate	Blue	1	14.70	167.04	25DS
DS-601O	2 ft. Ductile Iron Deco Weave Grate	Orange	1	14.70	167.04	25DS
DS-601Y	2 ft. Ductile Iron Deco Weave Grate	Gray	1	14.70	148.67	25DS
DS-601N	2 ft. Ductile Iron Deco Weave Grate	Brown	1	14.70	191.14	25DS

Diamond
DS-602



DS-602	2 ft. Ductile Iron Deco Diamond Grate	Raw Iron	1	13.85	111.81	25DS
DS-602K	2 ft. Ductile Iron Deco Diamond Grate	Black	1	17.00	148.67	25DS
DS-602W	2 ft. Ductile Iron Deco Diamond Grate	White	1	17.00	167.04	25DS
DS-602S	2 ft. Ductile Iron Deco Diamond Grate	Silver	1	17.00	214.77	25DS
DS-602Z	2 ft. Ductile Iron Deco Diamond Grate	Bronze	1	17.00	191.14	25DS
DS-602G	2 ft. Ductile Iron Deco Diamond Grate	Green	1	17.00	167.04	25DS
DS-602B	2 ft. Ductile Iron Deco Diamond Grate	Blue	1	17.00	167.04	25DS
DS-602O	2 ft. Ductile Iron Deco Diamond Grate	Orange	1	17.00	167.04	25DS
DS-602Y	2 ft. Ductile Iron Deco Diamond Grate	Gray	1	17.00	167.04	25DS
DS-602N	2 ft. Ductile Iron Deco Diamond Grate	Brown	1	17.00	167.04	25DS

Tile
DS-603



DS-603	2 ft. Ductile Iron Deco Tile Grate	Raw Iron	1	13.76	111.81	25DS
DS-603K	2 ft. Ductile Iron Deco Tile Grate	Black	1	17.00	191.14	25DS
DS-603W	2 ft. Ductile Iron Deco Tile Grate	White	1	17.00	167.04	25DS
DS-603S	2 ft. Ductile Iron Deco Tile Grate	Silver	1	17.00	167.04	25DS
DS-603Z	2 ft. Ductile Iron Deco Tile Grate	Bronze	1	17.00	148.67	25DS
DS-603G	2 ft. Ductile Iron Deco Tile Grate	Green	1	17.00	167.04	25DS
DS-603B	2 ft. Ductile Iron Deco Tile Grate	Blue	1	17.00	167.04	25DS
DS-603O	2 ft. Ductile Iron Deco Tile Grate	Orange	1	17.00	167.04	25DS
DS-603Y	2 ft. Ductile Iron Deco Tile Grate	Gray	1	17.00	214.77	25DS
DS-603N	2 ft. Ductile Iron Deco Tile Grate	Brown	1	17.00	148.67	25DS

Brick
DS-604











DS-604	2 ft. Ductile Iron Deco Brick Grate	Raw Iron	1	15.50	111.81	25DS
DS-604K	2 ft. Ductile Iron Deco Brick Grate	Black	1	17.00	191.14	25DS
DS-604W	2 ft. Ductile Iron Deco Brick Grate	White	1	17.00	167.04	25DS
DS-604Z	2 ft. Ductile Iron Deco Brick Grate	Bronze	1	15.50	148.67	25DS
DS-604G	2 ft. Ductile Iron Deco Brick Grate	Green	1	17.00	167.04	25DS
DS-604B	2 ft. Ductile Iron Deco Brick Grate	Blue	1	17.00	167.04	25DS
DS-604O	2 ft. Ductile Iron Deco Brick Grate	Orange	1	17.00	167.04	25DS
DS-604Y	2 ft. Ductile Iron Deco Brick Grate	Gray	1	17.00	167.04	25DS
DS-604N	2 ft. Ductile Iron Deco Brick Grate	Brown	1	17.00	148.67	25DS

Slot
DS-609



DS-609	2 ft. Ductile Iron Deco Slot Grate	Raw Iron	1	15.50	111.81	25DS
DS-609K	2 ft. Ductile Iron Deco Slot Grate	Black	1	17.00	148.67	25DS
DS-609W	2 ft. Ductile Iron Deco Slot Grate	White	1	17.00	167.04	25DS
DS-609S	2 ft. Ductile Iron Deco Slot Grate	Silver	1	17.00	191.14	25DS
DS-609Z	2 ft. Ductile Iron Deco Slot Grate	Bronze	1	17.00	148.67	25DS
DS-609G	2 ft. Ductile Iron Deco Slot Grate	Green	1	17.00	167.04	25DS
DS-609B	2 ft. Ductile Iron Deco Slot Grate	Blue	1	17.00	167.04	25DS
DS-609O	2 ft. Ductile Iron Deco Slot Grate	Orange	1	17.00	167.04	25DS
DS-609Y	2 ft. Ductile Iron Deco Slot Grate	Gray	1	17.00	148.67	25DS
DS-609N	2 ft. Ductile Iron Deco Slot Grate	Brown	1	17.00	191.14	25DS

ROUND GRATES







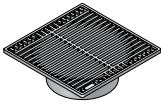
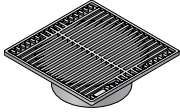
	Part No.	Description	Color	Pkg. Qty.	Weight Ea. (lbs.)	List Price (Ea.)	Product Class
	14	3" Round Grate	Black	40	0.15	5.00	10ND
	15		Gray	40	0.15	5.00	10ND
	16		Green	40	0.15	5.00	10ND
	16P		Purple	40	0.15	5.33	10ND
	16S		Sand	40	0.15	5.00	10ND
	11	4" Round Grate	Black	25	0.20	5.32	10ND
	12		Gray	25	0.20	5.32	10ND
	13		Green	25	0.20	5.32	10ND
	13P		Purple	25	0.20	5.32	10ND
	13S		Sand	25	0.20	5.32	10ND
	40	6" Round Grate	Black	10	0.80	14.78	10ND
	50		Green	10	0.80	14.78	10ND
	60		Gray	10	0.80	14.78	10ND
	60S		Sand	10	0.80	14.78	10ND
	10	8" Round Grate	Black	10	0.80	18.78	10ND
	20		Green	10	0.80	18.78	10ND
	30		Gray	10	0.60	18.78	10ND
	30S		Sand	10	0.80	18.78	10ND
	1040	10" Round Grate	Black	10	1.50	29.90	10ND
	1050		Green	10	1.50	29.90	10ND
	1060		Gray	10	1.50	29.90	10ND
	1060S		Sand	10	1.50	29.90	10ND
	1240	12" Round Grate	Black	6	3.35	93.45	10ND
	1250		Green	6	3.35	93.45	10ND
	1260		Gray	6	3.35	93.45	10ND
	1511	15" Round Grate	Black	1	7.10	180.24	10ND
	1512		Green	1	6.50	180.24	10ND
	1801SDG	18" Round Grate	Green	1	5.80	187.95	28ND

ATRIUM GRATES






	Part No.	Description	Color	Pkg. Qty.	Weight Ea. (lbs.)	List Price (Ea.)	Product Class
	270	2" PVC Atrium Grate	Gray	20	0.15	9.90	10ND
	70	3" Atrium Grate	Green	20	0.15	11.71	10ND
	72		Gray	20	0.25	11.71	10ND
	74		Black	20	0.25	11.71	10ND
	74S		Sand	20	0.25	11.71	10ND
	75	4" Atrium Grate	Green	20	0.30	17.65	10ND
	76		Gray	20	0.30	17.65	10ND
	78		Black	20	0.30	17.65	10ND
	78S		Sand	20	0.30	17.65	10ND
	80	6" Atrium Grate	Green	10	0.60	23.66	10ND
	81		Gray	10	0.70	23.66	10ND
	90		Black	10	0.70	23.66	10ND
	90S		Sand	10	0.70	22.93	10ND

Note: Please see full line catalog for pipe type and size compatibility for listed grates.

SQUARE GRATES

	Part No.	Description	Color	Pkg. Qty.	Weight Ea. (lbs.)	List Price (Ea.)	Product Class
	1	4" Square Grate	Green	40	0.20	6.79	10ND
	2		Black	40	0.20	6.79	10ND
	3		Gray	40	0.20	6.79	10ND
	7	5" Square Grate	Green	25	0.24	7.47	10ND
	8		Black	25	0.24	7.47	10ND
	9		Gray	25	0.24	7.47	10ND
	4	6" Square Grate	Black	10	0.50	10.54	10ND
	5		Green	10	0.50	10.54	10ND
	6		Gray	10	0.50	10.54	10ND
	06S		Sand	10	0.50	10.54	10ND
	640	6" x 6" x 4" Square Grate & Adapter	Black	8	0.88	35.86	10ND
	641		Green	8	0.88	35.86	10ND
	642		Gray	8	0.88	35.86	10ND
	637	6" x 6" x 6" Square Grate & Adapter	Black	8	0.88	35.86	10ND
	639		Gray	8	0.88	35.86	10ND
	771	7" Square Grate	Black	10	0.70	17.18	10ND
	772		Green	10	0.70	17.18	10ND
	773		Gray	10	0.70	17.18	10ND
	773S		Sand	10	0.70	17.18	10ND
	881	8" Square Grate	Black	10	0.80	17.95	10ND
	882		Green	10	0.80	17.95	10ND
	883		Gray	10	0.80	17.95	10ND
	883S		Sand	10	0.80	17.95	10ND
	950	9" Square Grate	Green	10	1.90	27.21	10ND
	960		Gray	10	1.90	27.21	10ND
	970		Black	10	1.90	27.21	10ND
	970S		Sand	10	1.90	27.21	10ND




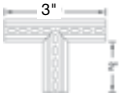








DURACAST™ IN-LINE GRATES

	Part No.	Description	Color	Pkg. Qty.	Weight Ea. (lbs.)	List Price (Ea.)	Product Class
	D6	6" Round Grate	Black	1	7.00	72.85	10ND
	D8	8" Round Grate	Black	1	14.00	155.19	10ND
	D10	10" Round Grate	Black	1	18.00	183.71	10ND
	D12H-WO	12" Square Hinged Cast Iron Grate Without Adapter	Black	1	48.45	791.79	10ND
	D12	12" Round Grate	Black	1	18.00	351.59	10ND

Note: Please see full line catalog for pipe type and size compatibility for listed grates.

MICRO CHANNEL DRAINS

PROFILE CHANNEL DRAINS

	Part No.	Description	Color	Pkg. Qty.	Weight Ea. (lbs.)	List Price (Ea.)	Product Class
	8001	10 ft. Micro Channel – Includes 1 Coupling	White	10	5.00	83.91	25PF
	8002		Sand	10	5.00	83.91	25PF
	8003		Gray	10	5.00	83.91	25PF
	230	6" Channel Installation Stake	Gray	24	1.20	44.04 (bag)	25PF
	8301	Micro Channel 45° Elbow	White	5	0.30	19.98	25PF
	8302		Sand	5	0.30	19.98	25PF
	8303		Gray	5	0.30	19.98	25PF
	8371	Micro Channel Tee	White	5	0.40	30.05	25PF
	8372		Sand	5	0.40	30.05	25PF
	8373		Gray	5	0.40	30.05	25PF
	8381	Micro Channel 90° Elbow	White	5	0.30	19.98	25PF
	8382		Sand	5	0.30	19.98	25PF
	8383		Gray	5	0.30	19.98	25PF
	8461	Micro 1-1/2" Sch. 40 Spigot End Outlet	White	10	0.10	7.33	25PF
	8462		Sand	10	0.10	7.33	25PF
	8463		Gray	10	0.10	7.33	25PF
	8471	Micro End Plug	White	20	0.05	4.04	25PF
	8472		Sand	20	0.05	4.04	25PF
	8473		Gray	20	0.05	4.04	25PF
	8481	Micro Channel Couplings, Fits Inside Channel	White	20	0.10	4.04	25PF
	8501	Micro 1-1/2" Sch. 40 Spigot Bottom Outlet	White	10	0.35	22.76	25PF
	8502		Sand	10	0.35	22.76	25PF
	8503		Gray	10	0.35	22.76	25PF
	8511	Micro 1-1/2" Sch. 40 Spigot Side Outlet	White	10	0.35	22.76	25PF
	8512		Sand	10	0.35	22.76	25PF
	8513		Gray	10	0.35	22.76	25PF
	8601	Micro Hold Down Clips (Use with Channel Stakes to Hold Channel in Place)	White	20	0.10	4.04	25PF
	8651	Micro Channel Cleanout	White	10	0.30	13.61	25PF
	8652		Sand	10	0.30	13.61	25PF
	8653		Gray	10	0.30	13.61	25PF

PROFILE CHANNEL DRAINS

MINI CHANNEL DRAINS

**DRAINAGE
PRODUCTS**

Part No.	Description	Color	Pkg. Qty.	Weight Ea. (lbs.)	List Price (Ea.)	Product Class
540	3 ft. Channel Grate	White	16	0.58	27.12	25PF
541		Gray	16	0.58	27.12	25PF
542		Green	16	0.58	27.12	25PF
543		Black	16	0.58	27.12	25PF
544		Sand	16	0.58	27.12	25PF
551		Brick Red	16	2.04	27.12	25PF
552B	1 ft. Brass Channel Grate	Satin Brass	12	1.15	193.65	25PF
553PB		Polished Brass	12	1.25	210.81	25PF
Note: See decorative grate section for decorative grate options						
500	6 ft. Mini Channel Drain	Gray	8	3.64	82.20	25PF
529	Stainless Steel Screws, FH #4 x 5/8"	Steel	64	0.09	31.79 (bag)	25PF
230	6" Channel Installation Stake	Gray	24	1.20	44.04 (bag)	25PF
532	2" Sch. 40 Hub to 3" S&D Spigot Adapter	White	20	0.14	38.20	30PV
533	2" Sch. 40 Hub to 4" S&D Spigot Adapter	White	20	0.34	34.81	30PV
546	Spigot End Outlet for 2" Sch. 40 Pipe Fitting	Gray	10	0.30	14.31	25PF
547	3" Channel End Cap	Gray	20	0.15	11.36	25PF
548	3" Channel Coupling	Gray	20	0.20	11.86	25PF
550	3 ft. Channel with 2" Sch. 40 Spigot Bottom Outlet	Gray	6	2.16	55.32	25PF
5300	Fabricated 45° Elbow with Grate	Gray	1	0.40	45.40	25PF
5303		Sand	1	0.50	45.40	25PF
5370	Fabricated Tee with Grate	Gray	1	0.50	44.12	25PF
5372		Black	1	0.50	44.12	25PF
5380	Fabricated 90° Elbow with Grate	Gray	1	0.50	46.95	25PF
5383		Sand	1	0.50	46.95	25PF



**INVENTORY
INQUIRIES 24 HOURS!**

NEW! ndspro.net






SPEE-D® CHANNEL DRAINS

PROFILE CHANNEL DRAINS

	Part No.	Description	Color	Pkg. Qty.	Weight Ea. (lbs.)	List Price (Ea.)	Product Class
	240	2 ft. Channel Grate	White	12	1.20	35.60	25PF
	241		Gray	12	1.26	35.60	25PF
	242		Green	12	1.18	35.60	25PF
	243		Black	12	1.32	35.60	25PF
	244		Sand	12	1.26	35.60	25PF
	251		Brick Red	12	1.26	35.60	25PF
	254	2 ft. Galvanized Steel Channel Grate	Galvanized Steel	12	1.00	51.38	25PF
Note: See decorative grate section for decorative grate options							
	400	4 ft. Channel Drain	Gray	6	4.84	50.12	25PF
	400-10	10 ft. Channel Drain	Gray	6	10.00	126.73	25PF
	400-10WH	10 ft. Channel Drain	Gray	4	16.3	304.70	25PF
	400-10MTL	10 ft. Channel Drain	Galvanized Steel	4	15.0	375.91	25PF
	229	Stainless Steel Screws, FH #8 x 1"	Steel	48	0.06	33.76 (bag)	25PF
	230	6" Channel Installation Stake	Gray	24	1.20	44.04 (bag)	25PF
	234	2 ft. Fabricated 3" & 4" Spigot Bottom Outlet with Strainer (Fits 3" or 4" S&D Fittings)	Gray	12	2.67	60.04	25PF
	245	Channel Strainer Coupling	Gray	20	0.35	14.77	25PF
	246	2" Sch. 40 SPT End Outlet	Gray	10	0.40	13.88	25PF
	247	Channel End Cap	Gray	10	0.40	10.93	25PF
	248	Channel Coupling	Gray	20	0.40	11.04	25PF
	249	3" & 4" Offset End Outlet (Connects to 3" S&D Pipe, 4" S&D Fittings)	Gray	10	0.50	12.91	25PF
	2301	Fabricated Corner & Grate	Gray	1	2.00	87.83	25PF
	2351	7" Fabricated Corner & Grate, 4" Bottom Outlet with Grate	Gray	3	1.70	61.23	25PF
	2361	Fabricated Cross & Grate	Gray	1	3.00	124.80	25PF
	2370	Fabricated Tee with Grate	White	1	3.00	92.47	25PF
	2371		Gray	1	1.30	92.47	25PF
	2372		Green	1	3.00	92.47	25PF
	2381	Fabricated 90° Corner & Grate	Gray	1	3.00	73.95	25PF

3" PRO SERIES CHANNEL™ DRAINS

MODULAR CHANNEL DRAINS

	Part No.	Description	Color	Pkg. Qty.	Weight Ea. (lbs.)	List Price (Ea.)	Product Class
	764	3" x 1 Meter Light Traffic Grate & Channel Drain Kit	Light Gray	10	4.70	85.37	25IN
	764DISP	3" Pro Series Channel Display (Includes 16 Kits)		1	120.00	1,365.94	25IN
	710	3" x 1 Meter Channel Drain	Light Gray	12	2.65	58.71	25IN
	229	Stainless Steel Screws, FH #8 x 1"	Steel	48	0.06	33.76 (bag)	25PF
	714	3" x 20" Light Traffic Channel Grate	Light Gray	24	1.00	15.83	25IN
	712	3" End Cap	Light Gray	20	0.10	10.28	25IN
	713	3" End Cap/End Outlet	Light Gray	12	0.25	11.57	25IN

	Part No.	Description	Color	Pkg. Qty.	Weight Ea. (lbs.)	List Price (Ea.)	Product Class
	864	5" x 1 Meter Light Traffic Grate & Channel Drain Kit (Includes 1 End Outlet & 1 End Cap)	Light Gray	9	7.11	112.23	25IN
	864DISPLAY	5" Pro Series Channel in Display Box (Includes 9 Kits)	Light Gray	1	51.00	1,010.00	25IN
	864GRTL	5" Pro Series Channel Kit with Galvanized Steel Grate	Steel	3	7.70	134.67	25IN
	864GRTLDISP	5" Pro Series Channel Kits In Display Box Display (Includes 9 Kits)	Steel	1	69.30	1,212.02	25IN
	826	5" x 20" Pedestrian Traffic Channel Grate	Light Gray	10	1.05	75.78	25IN
	828	5" x 20" Load Star Heavy Traffic Channel Grate	Gray	10	2.00	160.19	25IN
	814	5" x 20" Light Traffic Channel Grate	Light Gray	10	1.20	36.15	25IN
	815		Green	10	1.20	36.15	25IN
	816		Black	10	1.20	36.15	25IN
	817		Sand	10	1.20	36.15	25IN
	818		Brick Red	10	1.20	36.15	25IN
	819		White	10	1.20	36.15	25IN
	823		5" x 20" Ductile Channel Grate	Black	11	12.33	174.48
	824	5" x 20" Galvanized Steel Grate	Galvanized Steel	10	1	50.61	25IN
	829	Stainless Steel Screws, FH #6 x 1-1/4"	Steel	40	0.15	6.77 (bag)	25PF
	820	5" x 20" Shallow Profile Channel Drain	Light Gray	10	2.00	50.40	25IN
	821	5" Shallow Profile End Cap/End Outlet	Light Gray	10	0.20	23.21	25IN
	822	5" Shallow Profile fits 1-1/2" Sch. 40	Light Gray	10	0.60	48.69	25IN
	800	5" x 1 Meter Deep Profile Channel Drain	Light Gray	10	3.60	74.20	25IN
	811	5" Deep Profile 3" S&D Pipe HUB & 4" S&D Fitting SPT End Outlet	Light Gray	10	0.40	14.06	25IN
	813	5" Deep Profile End Cap/3" S&D HUB & 4" S&D SPT Knockout End Outlet	Light Gray	10	0.40	14.40	25IN
	812	5" Deep Profile End Cap	Light Gray	10	0.20	12.05	25IN
	861	5" Deep Profile Grate & Channel Drain 90° Elbow	Light Gray	1	3.44	99.73	25IN
	862	5" Deep Profile Grate & Channel Drain 45° Elbow	Light Gray	1	3.44	99.73	25IN
	PSRC-864	5" Qwik-Turn™ Radius Coupling	Light Gray	9	0.30	9.32	25IN



8" PRO SERIES CHANNEL™ DRAINS

MODULAR CHANNEL DRAINS

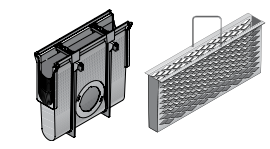

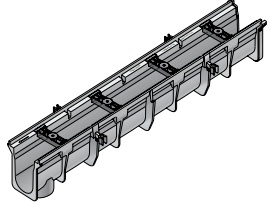

	Part No.	Description	Color	Pkg. Qty.	Weight Ea. (lbs.)	List Price (Ea.)	Product Class
	836	8" x 20" Pedestrian Traffic Channel Grate	Light Gray	1	2.00	95.19	25IN
	837	8" x 20" Light Traffic Channel Grate	Light Gray	1	3.00	102.62	25IN
	838	8" x 20" Load Star Heavy Traffic Channel Grate	Light Gray	1	4.00	199.86	25IN
	888	8" x 20" Ductile Iron Channel Grate	Black	1	19.00	222.36	25IN
	829	Stainless Steel Screws, FH #6 x 1-1/4"	Steel	40	0.15	6.77 (bag)	25PF
	830	8" x 20" Shallow Profile Channel Drain	Light Gray	1	2.00	68.61	25IN
	831	8" Shallow Profile End Cap/3" S&D SPT Knockout End Outlet	Light Gray	1	0.45	39.37	25IN
	832	8" Shallow Profile 3" S&D SPT Side Outlet	Light Gray	1	1.60	132.71	25IN
	833	8" x 20" Deep Profile Channel Drain	Light Gray	1	3.00	84.14	25IN
	834	8" Deep Profile End Cap/3" & 4" S&D SPT Knockout End Outlet	Light Gray	10	0.50	50.41	25IN

12" PRO SERIES CHANNEL™ DRAINS

MODULAR CHANNEL DRAINS

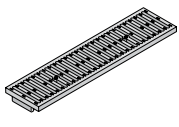
	Part No.	Description	Color	Pkg. Qty.	Weight Ea. (lbs.)	List Price (Ea.)	Product Class
	847	12" x 20" Light Traffic Channel Grate	Gray	1	5.00	233.28	25IN
	885	12" x 20" Ductile Iron Channel Grate	Black	1	32.0	331.21	25IN
	829	Stainless Steel Screws, FH #6 x 1-1/4"	Steel	40	0.15	6.77 (bag)	25PF
	849	Grate Security Clip	Gray	10	0.40	10.78	25IN
	840	12" x 20" Shallow Profile Channel Drain	Light Gray	1	4.00	227.86	25IN
	843	12" x 20" Deep Profile Channel Drain	Light Gray	1	6.30	322.73	25IN
	841	12" Shallow Profile End Cap/4" S&D SPT Knockout End Outlet	Light Gray	1	1.10	84.62	25IN
	844	12" Deep Profile End Cap/4" S&D SPT Knockout End Outlet	Light Gray	24	1.60	114.21	25IN

Part No.	Description	Color	Pkg. Qty.	Weight Ea. (lbs.)	List Price (Ea.)	Product Class
DS-090N	3.99" Deep Neutral Dura Slope™ Channel	Light Gray	1	7.45	186.00	25DS
DS-091	3.99" to 4.34" Deep Dura Slope™ Channel	Light Gray	1	9.59	186.00	25DS
DS-091N	4.34" Deep Neutral Dura Slope™ Channel	Light Gray	1	7.81	186.00	25DS
DS-092	4.34" to 4.67" Deep Dura Slope™ Channel	Light Gray	1	9.72	186.00	25DS
DS-093	4.67" to 5.00" Deep Dura Slope™ Channel	Light Gray	1	9.54	186.00	25DS
DS-094	5.00" to 5.34" Deep Dura Slope™ Channel	Light Gray	1	10.67	186.00	25DS
DS-094N	5.34" Deep Neutral Dura Slope™ Channel	Light Gray	1	8.93	186.00	25DS
DS-095	5.34" to 5.68" Deep Dura Slope™ Channel	Light Gray	1	10.45	186.00	25DS
DS-096	5.68" to 6.01" Deep Dura Slope™ Channel	Light Gray	1	9.37	186.00	25DS
DS-097	6.01" to 6.35" Deep Dura Slope™ Channel	Light Gray	1	11.62	186.00	25DS
DS-097N	6.35" Deep Neutral Dura Slope™ Channel	Light Gray	1	10.04	186.00	25DS
DS-098	6.35" to 6.69" Deep Dura Slope™ Channel	Light Gray	1	11.80	186.00	25DS
DS-099	6.69" to 7.02" Deep Dura Slope™ Channel	Light Gray	1	11.84	186.00	25DS
DS-100	7.02" to 7.36" Deep Dura Slope™ Channel	Light Gray	1	12.78	186.00	25DS
DS-100N	7.36" Deep Neutral Dura Slope™ Channel	Light Gray	1	12.00	186.00	25DS
DS-101	7.36" to 7.69" Deep Dura Slope™ Channel	Light Gray	1	12.37	186.00	25DS
DS-102	7.69" to 8.03" Deep Dura Slope™ Channel	Light Gray	1	13.38	186.00	25DS
DS-103	8.03" to 8.37" Deep Dura Slope™ Channel	Light Gray	1	13.10	186.00	25DS
DS-103N	8.37" Deep Neutral Dura Slope™ Channel	Light Gray	1	13.61	186.00	25DS
DS-104	8.37" to 8.70" Deep Dura Slope™ Channel	Light Gray	1	13.80	186.00	25DS
DS-105	8.70" to 9.04" Deep Dura Slope™ Channel	Light Gray	1	13.90	186.00	25DS
DS-106	9.04" to 9.37" Deep Dura Slope™ Channel	Light Gray	1	14.00	186.00	25DS
DS-106N	9.37" Deep Neutral Dura Slope™ Channel	Light Gray	1	14.66	186.00	25DS
DS-107	9.37" to 9.70" Deep Dura Slope™ Channel	Light Gray	1	15.30	186.00	25DS
DS-108	9.70" to 10.05" Deep Dura Slope™ Channel	Light Gray	1	15.64	186.00	25DS
DS-109	10.05" to 10.38" Deep Dura Slope™ Channel	Light Gray	1	15.78	186.00	25DS
DS-109N	10.38" Deep Neutral Dura Slope™ Channel	Light Gray	1	15.78	186.00	25DS
DS-110	10.38" to 10.71" Deep Dura Slope™ Channel	Light Gray	1	16.40	186.00	25DS
DS-111	10.71" to 11.05" Deep Dura Slope™ Channel	Light Gray	1	16.80	186.00	25DS
DS-112	11.05" to 11.39" Deep Dura Slope™ Channel	Light Gray	1	17.80	186.00	25DS
DS-112N	11.39" Deep Neutral Dura Slope™ Channel	Light Gray	1	17.14	186.00	25DS
DS-113	11.39" to 11.72" Deep Dura Slope™ Channel	Light Gray	1	18.10	186.00	25DS
DS-114	11.72" to 12.06" Deep Dura Slope™ Channel	Light Gray	1	18.40	186.00	25DS
DS-340	Dura Slope™ In-Line Catch Basin	Light Gray	1	14.78	222.94	25DS
DS-240	Dura Slope™ Trash Bucket	Steel	1	4.50	206.88	25DS








DURA SLOPE™ GRATES

Part No.	Description	Color	Pkg. Qty.	Weight Ea. (lbs.)	List Price (Ea.)	Product Class
660	2 ft. Plastic Channel Grate	White	12	2.92	58.67	25DS
661		Gray	12	2.92	58.67	25DS
661LG		Light Gray	12	2.92	58.38	25DS
662		Green	12	2.92	58.67	25DS
663		Black	12	2.92	58.67	25DS
664		Sand	12	2.92	58.67	25DS
665		Brick Red	12	2.92	58.67	25DS
DS-670	2 ft. Plastic Perforated Channel Grate	Light Gray	12	3.00	58.67	25DS
DS-671		White	12	1.43	58.67	25DS
DS-221	2 ft. Galvanized Steel Channel Grate	Steel	12	4.15	68.45	25DS
DS-226	2 ft. Stainless Steel Perforated Channel Grate	Steel	12	3.60	194.24	25DS
DS-228	2 ft. Galvanized Steel Perforated Channel Grate	Steel	12	3.70	89.64	25DS
DS-231	2 ft. Cast Iron Channel Grate	Black	1	15.50	78.03	25DS
DS-231K	2 ft. Cast Iron Channel Grate	Black	1	15.50	144.54	25DS
DS-232	2 ft. Ductile Iron Channel Grate	Black	1	15.20	85.98	25DS
DS-232G	2 ft. Ductile Iron Channel Grate	Steel	1	15.20	125.61	25DS
DS-232K	2 ft. Ductile Iron Channel Grate	Black	1	15.20	125.61	25DS







DURA SLOPE™ ACCESSORIES

	Part No.	Description	Color	Pkg. Qty.	Weight Ea. (lbs.)	List Price (Ea.)	Product Class
	DS-122	ProFit™ Grate Lock	Black	8	1.92	17.21 (bag)	25DS
	DS-123	Dura Slope™ Frame & End Cap Screws PH. #6 x 3/4"	Steel	12	0.05	8.36 (bag)	25DS
	DS-224	Universal End Cap	Light Gray	8	0.65	23.36	25DS
	DS-227	Universal End Outlet	Light Gray	6	0.85	26.04	25DS
	DS-126	Bottom Outlet Adapter	Gray	6	0.50	53.14	25DS
	629	Grate Screws FH #1/4 - 20 x 1-1/2"	Steel	40	0.70	42.70 (bag)	25PF
	DS-225	Dura Slope™ Ductile Iron Frame Screws FH #1/4-20 x 2-1/2"	Steel	12	0.05	17.31 (bag)	25DS
	DS-650	Stainless Steel Flat Drilled Spanner Screws	Steel	12	0.05	44.83 (bag)	25DS

DURA SLOPE™ DUCTILE IRON FRAME

	Part No.	Description	Color	Pkg. Qty.	Weight Ea. (lbs.)	List Price (Ea.)	Product Class
	DS-200H	Dura Slope™ Ductile Iron Frame	Black	2 ft.	7.50	64.28	25DS

DURA SLOPE™ RADIUS COUPLINGS & GRATES

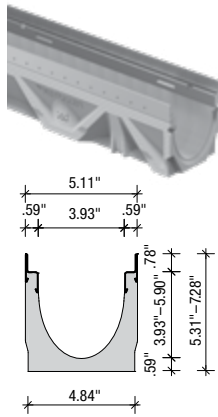
	Part No.	Description	Color	Pkg. Qty.	Weight Ea. (lbs.)	List Price (Ea.)	Product Class
	DSRC-097	6.35" Deep Neutral Dura Slope™ Radius Coupling	Light Gray	6	0.80	33.27	25DS
	DSRC-100	7.36" Deep Neutral Dura Slope™ Radius Coupling	Light Gray	6	0.80	33.27	25DS
	DSRC-103	8.37" Deep Neutral Dura Slope™ Radius Coupling	Light Gray	6	0.83	42.77	25DS
	DSRC-106	9.37" Deep Neutral Dura Slope™ Radius Coupling	Light Gray	6	0.84	33.27	25DS
	DS-660MG	1.25" Plastic Slotted Radius Coupling Grate	White	6	1.00	9.10	25DS
	DS-661MG	1.25" Plastic Slotted Radius Coupling Grate	Dark Gray	6	1.00	12.49	25DS
	DS-661LGMG	1.25" Plastic Slotted Radius Coupling Grate	Light Gray	6	1.00	9.10	25DS
	DS-662MG	1.25" Plastic Slotted Radius Coupling Grate	Green	6	1.00	11.7	25DS
	DS-663MG	1.25" Plastic Slotted Radius Coupling Grate	Black	6	1.00	9.10	25DS
	DS-664MG	1.25" Plastic Slotted Radius Coupling Grate	Sand	6	1.00	9.10	25DS
	DS-665MG	1.25" Plastic Slotted Radius Coupling Grate	Brick Red	6	1.00	12.49	25DS
	DS-232MG	1.25" Ductile Iron Radius Coupling Grate	Black	6	0.83	9.99	25DS
	DS-221MG	Rolled Galvanized Steel Grate	Steel	10	2.40	48.07	25DS
	DS-226MG	1.25" Perforated Channel Grate	Steel	10	2.40	32.96	25DS

SLOT TOP

Part No.	Description	Color	Pkg. Qty.	Weight Ea. (lbs.)	List Price (Ea.)	Product Class
DS-ST2	4 ft. Slot Top with Galvanized Steel Grate	Galvanized Steel	1	17.53	240.63	25DS
DS-ST4	2 ft. Slot Top with Galvanized Steel Grate	Galvanized Steel	1	8.86	401.27	25DS
DS-STMAINT	2 ft. Slot Top Maintenance Unit	Galvanized Steel	1	14.86	609.21	25DS

FILCOTEN® TEC V 100 TRENCH DRAIN

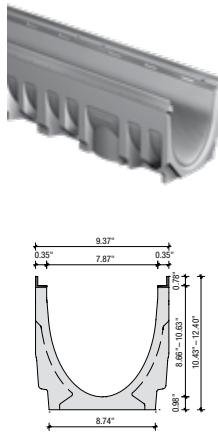
Tech V 100 Galvanized Steel Trench Drain



Part No.	Description	Material	CartOn Qty.	Weight Ea. (lbs.)	List Price (Ea.)	Product Class
10410200	FILCOTEN Tec V 100 Channel 0 without slope	Galvanized Rail	30	28.88	119.15	25FC
10410201	FILCOTEN Tec V 100 Channel 1 with .5% slope	Galvanized Rail	24	29.32	119.15	25FC
10410202	FILCOTEN Tec V 100 Channel 2 with .5% slope	Galvanized Rail	24	30.20	119.15	25FC
10410203	FILCOTEN Tec V 100 Channel 3 with .5% slope	Galvanized Rail	24	30.86	119.15	25FC
10410204	FILCOTEN Tec V 100 Channel 4 with .5% slope	Galvanized Rail	24	31.75	119.15	25FC
10410205	FILCOTEN Tec V 100 Channel 5 with .5% slope	Galvanized Rail	24	32.63	119.15	25FC
10410206	FILCOTEN Tec V 100 Channel 6 with .5% slope	Galvanized Rail	24	33.51	119.15	25FC
10410207	FILCOTEN Tec V 100 Channel 7 with .5% slope	Galvanized Rail	24	34.29	119.15	25FC
10410208	FILCOTEN Tec V 100 Channel 8 with .5% slope	Galvanized Rail	24	35.05	119.15	25FC
10410209	FILCOTEN Tec V 100 Channel 9 with .5% slope	Galvanized Rail	24	35.94	119.15	25FC
10410210	FILCOTEN Tec V 100 Channel 10 with .5% slope	Galvanized Rail	24	36.82	119.15	25FC
10410261	FILCOTEN Tec V 100 Channel 5-0 without slope	Galvanized Rail	24	33.07	119.15	25FC
10410262	FILCOTEN Tec V 100 Channel 10-0 without slope	Galvanized Rail	24	37.26	119.15	25FC
10410291	FILCOTEN Tec V 100 Sump	N/A	20	52.91	329.79	25FC

FILCOTEN® PRO V 200 TRENCH DRAIN

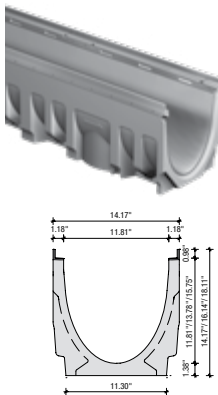
Pro 200 Galvanized Steel Trench Drain



Part No.	Description	Material	CartOn Qty.	Weight Ea. (lbs.)	List Price (Ea.)	Product Class
10620200	FILCOTEN Pro V 200 Channel 0 without slope	Galvanized Rail	9	97.00	223.94	25FC
10620201	FILCOTEN Pro V 200 Channel 1 with .5% slope	Galvanized Rail	6	98.11	223.94	25FC
10620202	FILCOTEN Pro V 200 Channel 2 with .5% slope	Galvanized Rail	6	100.31	223.94	25FC
10620203	FILCOTEN Pro V 200 Channel 3 with .5% slope	Galvanized Rail	6	102.51	223.94	25FC
10620204	FILCOTEN Pro V 200 Channel 4 with .5% slope	Galvanized Rail	6	104.72	223.94	25FC
10620205	FILCOTEN Pro V 200 Channel 5 with .5% slope	Galvanized Rail	6	106.92	223.94	25FC
10620206	FILCOTEN Pro V 200 Channel 6 with .5% slope	Galvanized Rail	6	109.13	223.94	25FC
10620207	FILCOTEN Pro V 200 Channel 7 with .5% slope	Galvanized Rail	6	111.33	223.94	25FC
10620208	FILCOTEN Pro V 200 Channel 8 with .5% slope	Galvanized Rail	6	113.54	223.94	25FC
10620209	FILCOTEN Pro V 200 Channel 9 with .5% slope	Galvanized Rail	6	115.74	223.94	25FC
10620210	FILCOTEN Pro V 200 Channel 10 with .5% slope	Galvanized Rail	6	117.95	223.94	25FC
10620261	FILCOTEN Pro V 200 Channel 5-0 without slope	Galvanized Rail	6	108.30	223.94	25FC
10620262	FILCOTEN Pro V 200 Channel 10-0 without slope	Galvanized Rail	6	118.83	223.94	25FC
10620264	FILCOTEN Pro V 200 Channel 20-0 without slope	Galvanized Rail	6	138.23	223.94	25FC
10620290	FILCOTEN Pro V 200 Sump	N/A	12	105.82	466.76	25FC

FILCOTEN® PRO V 300 TRENCH DRAIN


Pro V 300 Galvanized Steel Trench Drain



Part No.	Description	Material	CartOn Qty.	Weight Ea. (lbs.)	List Price (Ea.)	Product Class
10630201	FILCOTEN Pro V 300 Channel 1 with .5" slope	Galvanized Rail	6	76.30	338.30	25FC
10630202	FILCOTEN Pro V 300 Channel 2 with .5" slope	Galvanized Rail	6	77.60	338.30	25FC
10630203	FILCOTEN Pro V 300 Channel 3 with .5" slope	Galvanized Rail	6	78.90	338.30	25FC
10630204	FILCOTEN Pro V 300 Channel 4 with .5" slope	Galvanized Rail	6	80.20	338.30	25FC
10630205	FILCOTEN Pro V 300 Channel 5 with .5" slope	Galvanized Rail	6	81.50	338.30	25FC
10630206	FILCOTEN Pro V 300 Channel 6 with .5" slope	Galvanized Rail	6	82.80	338.30	25FC
10630207	FILCOTEN Pro V 300 Channel 7 with .5" slope	Galvanized Rail	6	84.10	338.30	25FC
10630208	FILCOTEN Pro V 300 Channel 8 with .5" slope	Galvanized Rail	6	85.40	338.30	25FC
10630209	FILCOTEN Pro V 300 Channel 9 with .5" slope	Galvanized Rail	6	86.70	338.30	25FC
10630210	FILCOTEN Pro V 300 Channel 10 with .5" slope	Galvanized Rail	6	88.00	338.30	25FC
10630200	FILCOTEN Pro V 300 Channel 0 without slope	Galvanized Rail	6	170.42	338.30	25FC
10630262	FILCOTEN Pro V 300 Channel 10-0 without slope	Galvanized Rail	6	199.08	338.30	25FC
10630264	FILCOTEN Pro V 300 Channel 20-0 without slope	Galvanized Rail	6	244.05	338.30	25FC
10630290	FILCOTEN Pro V 300 Channel 30-0 without slope	Galvanized Rail	2	273.37	1,106.38	25FC


DRAINAGE PRODUCTS

FILCOTEN® TEC V 100 GRATES



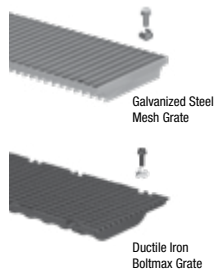
Part No.	Description	Material	CartOn Qty.	Weight Ea. (lbs.)	List Price (Ea.)	Product Class
17010105	FILCOTEN 100 DI Slotted Grate Class E 19.69 in	Ductile Iron	160	8.38	74.44	25FC
17010106	FILCOTEN 100 DI Bar Grate ADA/Heelproof Class C 19.69 in	Ductile Iron	240	7.94	65.22	25FC
17010110	FILCOTEN 100 DI Bar Grate Class D 19.69 in	Ductile Iron	240	7.50	59.78	25FC
17010202	FILCOTEN 100 G Slotted Grate Class A 39.37 in	Galvanized Steel	240	3.31	48.89	25FC
17010203	FILCOTEN 100 G Slotted Grate Class A 19.69 in	Galvanized Steel	120	1.76	40.00	25FC
17010204	FILCOTEN 100 G Perforated Grate Class A 39.37 in	Galvanized Steel	120	4.19	111.11	25FC
17010205	FILCOTEN 100 G Perforated Grate Class A 19.69 in	Galvanized Steel	120	2.20	88.89	25FC
17010206	FILCOTEN 100 G Slotted Grate Class C 39.37 in	Galvanized Steel	240	9.92	111.11	25FC
17010207	FILCOTEN 100 G Slotted Grate Class C 19.69 in	Galvanized Steel	120	4.85	88.89	25FC
17010220	FILCOTEN 100 G Mesh Grate Class B 39.37 in	Galvanized Steel	120	6.17	105.56	25FC
17010221	FILCOTEN 100 G Mesh Grate Class B 19.69 in	Galvanized Steel	80	3.09	83.33	25FC
17010228	FILCOTEN 100 G Perforated Grate Class C 39.37 in	Galvanized Steel	120	7.28	138.89	25FC
17010229	FILCOTEN 100 G Perforated Grate Class C 19.69 in	Galvanized Steel	120	3.75	111.11	25FC
17010402	FILCOTEN 100 P Honeycomb Grate Class C 19.69 in	Plastic	160	2.43	66.67	25FC
17110243	FILCOTEN 100G Slot Top Grate Class C 39.37 in	Galvanized Steel	-	11.90	222.22	25FC
17110244	FILCOTEN 100 G Slot Top Grate Class C 19.69 in	Galvanized Steel	-	5.95	133.33	25FC
17110281	FILCOTEN 100 G Slot Top Maintenance Unit Class C	Galvanized Steel	-	11.02	327.33	25FC

FILCOTEN® PRO V 200 GRATES



Part No.	Description	Material	CartOn Qty.	Weight Ea. (lbs.)	List Price (Ea.)	Product Class
17020104	FILCOTEN 200 DI Bar Grate Class D 19.69 in	Ductile Iron	98	16.53	119.57	25FC
17020105	FILCOTEN 200DI Bar Grate Class E 19.69 in	Ductile Iron	98	18.96	146.74	25FC
17020228	FILCOTEN 200 G Perforated Grate Class C 39.27 in	Galvanized Steel	60	29.76	388.89	25FC
17020229	FILCOTEN 200 G Perforated Grate Class C 19.69 in	Galvanized Steel	28	14.77	333.33	25FC

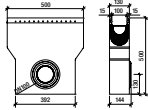
FILCOTEN® PRO V 300 GRATES



Part No.	Description	Material	CartOn Qty.	Weight Ea. (lbs.)	List Price (Ea.)	Product Class
17030103	FILCOTEN 300 DI Bar Grate Class E 19.69 in	Ductile Iron	30	39.46	228.26	25FC
17030222	FILCOTEN 300 G Mesh Grate Class C 39.37 in	Galvanized Steel	30	50.93	677.78	25FC
17030223	FILCOTEN 300 G Mesh Grate Class C 19.69 in	Galvanized Steel	30	25.57	444.44	25FC

FILCOTEN® TEC V 100 ACCESSORIES

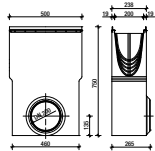
FILCOTEN Tec
Sump Unit 100



Part No.	Description	Material	Weight Ea. (lbs.)	List Price (Ea.)	Product Class
13399	FILCOTEN Maintenance Box Opening Tool	N/A	0.22	37.56	25FC
1410291	FILCOTEN Tec 100 Catch Basin/Sump	High-Performance Fiber-Reinforced Concrete	52.91	310.00	25FC
19011204	FILCOTEN No Hub Bottom Outlet	Galvanized Steel	0.66	37.23	25FC
19010230	FILCOTEN 100 Closed End Cap	Galvanized Steel	0.57	30.00	25FC
19010231	FILCOTEN 100 End Cap with 4 in. Outlet	Galvanized Steel	0.82	65.00	25FC
22515	FILCOTEN 100 Silt Bucket for Sump	Plastic	0.44	53.19	25FC
32087	FILCOTEN 100 Grate Locking Device	Galvanized Steel	0.22	26.60	25FC
19010902	FILCOTEN 100 Rebar Support	Galvanized Steel	1.37	37.56	25FC

FILCOTEN® PRO V 200 ACCESSORIES

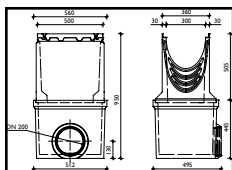
FILCOTEN Pro
Sump Unit 200



Part No.	Description	Material	Weight Ea. (lbs.)	List Price (Ea.)	Product Class
22512	FILCOTEN 200 Silt Bucket for Sump	Plastic	1.54	87.23	25FC
32089	FILCOTEN 200 Grate Locking Device	Galvanized Steel	0.22	38.40	25FC
70154	FILCOTEN 8" Pipe Connector for Catch Basin	Plastic	2.43	32.98	25FC
19020215	FILCOTEN Closed End Cap	Galvanized Steel	1.98	58.73	25FC
19020216	FILCOTEN 200 End Cap with Outlet	Galvanized Steel	1.10	83.33	25FC
19020295	FILCOTEN Step Connector Plate	Galvanized Steel	0.44	50.00	25FC
19021208	FILCOTEN No Hub Bottom Outlet	Galvanized Steel	2.20	72.22	25FC
19020902	FILCOTEN 200 Rebar Support	Galvanized Steel	1.79	44.89	25FC

FILCOTEN® PRO V 300 ACCESSORIES

FILCOTEN Pro 300
Sump Kit with Silt Bucket



Part No.	Description	Material	Weight Ea. (lbs.)	List Price (Ea.)	Product Class
22213	FILCOTEN 300 Silt Bucket for Sump	Plastic	7.05	319.15	25FC
32110	FILCOTEN 300 Grate Ductile Bolt / Cage-Nut (Requires 4 per 1/2 meter)	Galvanized Steel	0.06	10.00	25FC
19030213	FILCOTEN 300 Closed End Cap	Galvanized Steel	3.75	74.44	25FC
19030214	FILCOTEN 300 End Cap with Outlet	Galvanized Steel	3.53	122.22	25FC
19030290	FILCOTEN 300 Catch Basin End Cap Connector	Galvanized Steel	0.66	74.47	25FC
19030295	FILCOTEN 300 Step Connector Plate	Galvanized Steel	0.88	55.56	25FC
19060020	FILCOTEN 300 Catch Basin Extension Unit	Galvanized Rail	93.70	311.11	25FC
10630290	FILCOTEN Pro V 300 Catch Basin with Galvanized Rail	High-Performance Fiber-Reinforced Concrete	271.17	563.50	25FC
19030902	FILCOTEN 300 Rebar Support	Galvanized Steel	2.36	54.44	25FC

DRAINAGE PRODUCTS INDEX

Part No.	Page	Part No.	Page	Part No.	Page	Part No.	Page	Part No.	Page
1	11	252	8	764DISP	14	916	5	1230B	5, 8
2	11	252CI	8	771	11	917SC	8	1230GRKIT	6
3	11	252GR	8	772	11	918B	8	1240	10
3C05	4	252GY	8	773	11	919PB	8	1241	7
3C06	4	252S	8	773S	11	920B	8	1242	7
4	11	253	8	800	15	921B	8	1243	7
4C06	4	253CI	8	811	15	922PB	8	1245	7
4C07	4	253GR	8	812	15	923PB	8	1250	10
5	11	253GY	8	813	15	930	5	1260	10
6	11	253S	8	814	15	930ATBLKIT	5	1266	7
6C06	4	254	14	815	15	930B	5, 8	1280	5
6C07	4	270	10	816	15	930GRKIT	5	1290	5
06S	11	300	4	817	15	931	5	1511	10
7	11	321	7	818	15	932	5	1512	10
8	11	350	4	819	15	933	5	1800	6
9	11	400	14	820	15	950	11	1801SDG	10
10	10	400-10	14	821	15	960	11	1804	6
11	10	400-10MTL	14	822	15	970	11	1810	6
12	10	400-10WH	14	823	15	970S	11	1811	6
13	10	420	7	824	15	980	5	1812	6
13P	10	421	7	826	15	981	5	1813	6
13S	10	430	7	828	15	990	5	1815	6
14	10	500	13	829	9, 15, 16	991	5	1816	6
15	10	529	13	830	16	999	5	1820	6
16	10	532	13	831	16	999S	5	1821	6
16P	10	533	13	832	16	1040	10	1822	6
16S	10	540	13	833	16	1050	10	1828	6
20	10	541	13	834	16	1060	10	1830	6
30	10	542	13	836	16	1060S	10	1840	6
30S	10	543	13	837	16	1200	6	1881	6
40	10	544	13	838	16	1200BLKIT	6	1882	6
50	10	546	13	839	9	1200DGGKITWH	6	1884	6
60	10	547	13	840	16	1200DSG	5	1888	7
60S	10	548	13	841	16	1200FF	5	1889	7
70	10	550	13	843	16	1200GRKIT	6	1890	7
72	10	551	13	844	16	1200KITDISP	6	1891	6
74	10	552B	8, 13	846	9	1200MTLKIT	6	2301	14
74S	10	553PB	8, 13	847	16	1200NGB	6	2351	14
75	10	554	8	849	16	1200NGBKIT	6	2361	14
76	10	554CI	8	861	15	1203	6	2370	14
78	10	554GR	8	862	15	1204	6	2371	14
78B	8	554GY	8	864	15	1206	7	2372	14
78S	10	554S	8	864DISPLAY	15	1207	6	2381	14
80	10	555	8	864GMTL	15	1208	6	2400	6
81	10	555CI	8	864GMTLDISP	15	1210	5	2404	6
90	10	555GR	8	881	11	1211	5	2410	6, 7
90B	8	555GY	8	882	11	1212	5	2411	6
90S	10	555S	8	883	11	1212S	5	2412	6
101	4	620	7	883S	11	1213	5	2413	6
101ATBLKIT	4	624	7	885	16	1215	5	2415	6
101GRKIT	4	625	7	888	16	1216	6	2418	6
101R	4	629	9, 18	900	5	1217	6	5300	13
101SQGRKIT	4	637	11	900-4	5	1218	8	5303	13
201	4	639	11	900BLKIT	5	1218CI	8	5370	13
229	14	640	11	900FF	5	1218GR	8	5372	13
230	12, 13, 14	641	11	900GRKIT	5	1218GY	8	5380	13
234	14	642	11	900KITDISP	5	1218S	8	5383	13
240	14	660	17	900MTLKIT	5	1219	5	8001	12
241	14	661	17	905PB	8	1220	5	8002	12
242	14	661LG	17	906PB	8	1221	6	8003	12
243	14	662	17	907PC	8	1222	6	8301	12
244	14	663	17	908PC	8	1224	8	8302	12
245	14	664	17	909B	8	1224CI	8	8303	12
246	14	665	17	910B	8	1224GR	8	8371	12
247	14	710	14	913	5	1224GY	8	8372	12
248	14	712	14	913B	8	1224S	8	8373	12
249	14	713	14	914PB	8	1225	5	8381	12
250	4	714	14	915	5	1230	6	8382	12
251	14	764	14	915SC	8	1230ATBLKIT	6	8383	12

DRAINAGE PRODUCTS INDEX

Part No.	Page	Part No.	Page	Part No.	Page	Part No.	Page	Part No.	Page
8461	12	10630201	19	D12H-WO	11	DS-601G	9	DS-671	17
8462	12	10630202	19	DS-090N	17	DS-601K	9	DS-ST2	18
8463	12	10630203	19	DS-091	17	DS-601N	9	DS-ST4	18
8471	12	10630204	19	DS-091N	17	DS-601O	9	DS-STMAINT	18
8472	12	10630205	19	DS-092	17	DS-601S	9	DSRC-097	18
8473	12	10630206	19	DS-093	17	DS-601W	9	DSRC-100	18
8481	12	10630207	19	DS-094	17	DS-601Y	9	DSRC-103	18
8501	12	10630208	19	DS-094N	17	DS-601Z	9	DSRC-106	18
8502	12	10630209	19	DS-095	17	DS-602	9	EZ-0701A	4
8503	12	10630210	19	DS-096	17	DS-602B	9	EZ-0701F	4
8511	12	10630262	19	DS-097	17	DS-602G	9	EZ-1001A	4
8512	12	10630264	19	DS-097N	17	DS-602K	9	EZ-1001F	4
8513	12	10630290	19, 21	DS-098	17	DS-602N	9	EZ-1501A	4
8601	12	17010105	20	DS-099	17	DS-602O	9	EZ-1501F	4
8651	12	17010106	20	DS-100	17	DS-602S	9	FWAS24CWH	4
8652	12	17010110	20	DS-100N	17	DS-602W	9	FWAS24WH	4
8653	12	17010202	20	DS-101	17	DS-602Y	9	FWBP24	4
13399	21	17010203	20	DS-102	17	DS-602Z	9	FWFF67	4
22213	21	17010204	20	DS-103	17	DS-603	9	FWSD69	4
22512	21	17010205	20	DS-103N	17	DS-603B	9	FWSPS3WH	4
22515	21	17010206	20	DS-104	17	DS-603G	9	PSRC-864	15
32087	21	17010207	20	DS-105	17	DS-603K	9		
32089	21	17010220	20	DS-106	17	DS-603N	9		
32110	21	17010221	20	DS-106N	17	DS-603O	9		
70154	21	17010228	20	DS-107	17	DS-603S	9		
1410291	21	17010229	20	DS-108	17	DS-603W	9		
10410200	19	17010402	20	DS-109	17	DS-603Y	9		
10410201	19	17020105	20	DS-109N	17	DS-603Z	9		
10410202	19	17020228	20	DS-110	17	DS-604	9		
10410203	19	17020229	20	DS-111	17	DS-604B	9		
10410204	19	17030103	20	DS-112	17	DS-604G	9		
10410205	19	17030222	20	DS-112N	17	DS-604K	9		
10410206	19	17030223	20	DS-113	17	DS-604N	9		
10410207	19	17110243	20	DS-114	17	DS-604O	9		
10410208	19	17110244	20	DS-122	18	DS-604W	9		
10410209	19	17110281	20	DS-123	18	DS-604Y	9		
10410210	19	19010230	21	DS-126	18	DS-604Z	9		
10410261	19	19010231	21	DS-200H	18	DS-609	9		
10410262	19	19010902	21	DS-221	17	DS-609B	9		
10410291	19	19010915	21	DS-221MG	18	DS-609G	9		
10620200	19	19011204	21	DS-224	18	DS-609K	9		
10620201	19	19020215	21	DS-225	18	DS-609N	9		
10620202	19	19020216	21	DS-226	17	DS-609O	9		
10620203	19	19020295	21	DS-226MG	18	DS-609S	9		
10620204	19	19020902	21	DS-227	18	DS-609W	9		
10620205	19	19021208	21	DS-228	17	DS-609Y	9		
10620206	19	19030213	21	DS-231	17	DS-609Z	9		
10620207	19	19030214	21	DS-231K	17	DS-650	18		
10620208	19	19030290	21	DS-232	17	DS-660MG	18		
10620209	19	19030295	21	DS-232G	17	DS-661LGMG	18		
10620210	19	19030902	21	DS-232K	17	DS-661MG	18		
10620261	19	19060020	21	DS-232MG	18	DS-662MG	18		
10620262	19	D6	11	DS-240	17	DS-663MG	18		
10620264	19	D8	11	DS-340	17	DS-664MG	18		
10620290	19	D10	11	DS-601	9	DS-665MG	18		
10630200	19	D12	11	DS-601B	9	DS-670	17		

DRAINAGE PRODUCTS



LANDSCAPE PRODUCTS PRICE LIST

HOW TO ORDER PRODUCT

Go to ndspro.net and log in, or register for a new account if you are new to this site. Once you have logged in, use Shop on the main menu to place your order. Call Customer Service at 800-726-1994 or send a fax to 800-726-1998. International customers call 559-334-1183. Send an email to nds@ndspro.com.


HOW TO ORDER LITERATURE

Contact your local sales representative or call Customer Service at 800-726-1994 to order literature and samples.

HOW TO TRACK YOUR ORDER

Keep track of your order online at ndspro.net. If you are new to this site, register for a new account. After logging in, check under "Tools" for the "Order Status" option.

TUFFTRACK® GRASSROAD PAVERS




Part No.	Description	Color	Pkg. Qty. Pallet Qty.	Weight Ea. (lbs.)	List Price (Ea.)	Product Class
TT-24	2 ft. x 2 ft. Tufftrack® Grassroad Pavers®	Black	1/132	4.35	26.84	55GP

EZ ROLL™ GRASS PAVERS



Part No.	Description	Color	Pkg. Qty.	Weight Ea. (lbs.)	List Price (Ea.)	Product Class
EZ4X24	EZ Roll™ Grass Pavers, 3.96 ft. x 24 ft. roll, 95.1 sf total	Black	6	60.00	548.42	55GP
EZ4X150	EZ Roll™ Grass Pavers, 3.96 ft. x 152 ft. roll, 601.6 sf total	Black	1	348.00	3,427.37	55GP
EZ13X150	EZ Roll™ Grass Pavers, 12.5 in. x 152 ft. roll, 158.3 sf total	Black	1	172.49	696.54	55GP
EZ1.5X150	EZ Roll™ Grass Pavers, 1.49 ft. x 152 ft. roll, 226.5 sf total Honor Roll™ Headstone Stabilization System	Black	1	172.49	1,145.71	55GP

EZ ROLL™ GRAVEL PAVERS



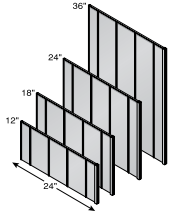
Part No.	Description	Color	Pkg. Qty.	Weight Ea. (lbs.)	List Price (Ea.)	Product Class
GP4X150	EZ Roll™ Gravel Pavers, 3.87 ft. x 149 ft. roll, 577 sf total*	Black	1	360.00	4,012.63	55GP
GP4X150G	EZ Roll™ Gravel Pavers, 3.87 ft. x 149 ft. roll, 577 sf total*	Gray	1	360.00	4,012.63	55GP
GP4X150R	EZ Roll™ Gravel Pavers, 3.87 ft. x 149 ft. roll, 577 sf total*	Brick Red	1	360.00	4,012.63	55GP
GP4X150T	EZ Roll™ Gravel Pavers, 3.87 ft. x 149 ft. roll, 577 sf total*	Tan	1	360.00	4,012.63	55GP
GPSTAKE	EZ Roll™ Gravel Paver Stake	Raw Steel	40	000.50	161.74 (box)	55GP

EZ MARKER™ PARKING DELINEATORS



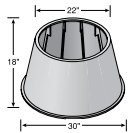
Part No.	Description	Color	Pkg. Qty.	Weight Ea. (lbs.)	List Price (Ea.)	Product Class
EZMARKER	EZ Roll™ Parking Delineator	White	100	N/A	3.92	55GP
EZMARKER-B	EZ Roll™ Parking Delineator	Blue	100	N/A	3.92	55GP
EZMARKER-R	EZ Roll™ Parking Delineator	Red	100	N/A	3.92	55GP
EZMARKER-Y	EZ Roll™ Parking Delineator	Yellow	100	N/A	3.92	55GP

EP SERIES ROOT BARRIER PANELS



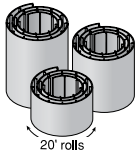
Part No.	Description	Color	Pkg. Qty.	Weight Ea. (lbs.)	List Price (Ea.)	Product Class
EP-1250	12" x 24" Root Barrier Panel	Black	25	1.20	8.60	50LP
EP-1850	18" x 24" Root Barrier Panel	Black	25	2.10	13.16	50LP
EP-2450	24" x 24" Root Barrier Panel	Black	25	2.50	16.59	50LP
EP-3650	36" x 24" Root Barrier Panel	Black	25	3.20	32.19	50LP

ROOT BARRIER PLANTER



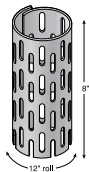
Part No.	Description	Color	Pkg. Qty.	Weight Ea. (lbs.)	List Price (Ea.)	Product Class
FI-15	Tapered Planter	Black	1	12.64	71.60	50LP

ROOT BARRIER SHEET MATERIAL



Part No.	Description	Color	Pkg. Qty.	Weight Ea. (lbs.)	List Price (Ea.)	Product Class
SM-1220	12" x 20 ft. Roll	Black	1	10.00	131.06	50LP
SM-1820	18" x 20 ft. Roll	Black	1	10.90	204.18	50LP
SM-2420	24" x 20 ft. Roll	Black	1	13.80	259.93	50LP
SM-3620	36" x 20 ft. Roll	Black	1	22.50	438.57	50LP
RP-4850	48" x 24" Root Barrier Panel	Black	16	3.60	35.62	50LP

TRUNK PROTECTOR



Part No.	Description	Color	Pkg. Qty.	Weight Ea. (lbs.)	List Price (Ea.)	Product Class
TP-128	Trunk Protector	Gray	50	0.16	3.79	50LP

LANDSCAPE PRODUCTS INDEX

Part No.	Page	Part No.	Page	Part No.	Page	Part No.	Page	Part No.	Page
EP-1250	26	EZ4X24	25	ZMARKER-R	26	GP4X150R	25	SM-1820	26
EP-1850	26	EZ4X150	25	EZMARKER-Y	26	GP4X150T	25	SM-2420	26
EP-2450	26	EZ13X150	25	FI-15	26	GPSTAKE	25	SM-3620	26
EP-3650	26	EZMARKER	26	GP4X150	25	RP-4850	26	TP-128	26
EZ1.5X150	25	EZMARKER-B	26	GP4X150G	25	SM-1220	26	TT-24	25

NOTES



PROFESSIONAL IRRIGATION PRICE LIST

HOW TO ORDER PRODUCT

Go to ndspro.net and log in, or register for a new account if you are new to this site. Once you have logged in, use Shop on the main menu to place your order. Call Customer Service at 800-726-1994 or send a fax to 800-726-1998. International customers call 559-334-1183. Send an email to nds@ndspro.com.

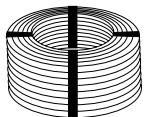
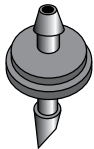
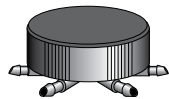
HOW TO ORDER LITERATURE

Contact your local sales representative or call Customer Service at 800-726-1994 to order literature and samples.

HOW TO TRACK YOUR ORDER

Keep track of your order online at ndspro.net. If you are new to this site, register for a new account. After logging in, check under "Tools" for the "Order Status" option.

CONTENTS



POINT OF CONNECTION/CONVERSION	29
BUBBLERS/EMITTERS	29
EMITTERS	30
PRESSURE COMPENSATING EMITTERS	30-31
NON-PRESSURE COMPENSATING EMITTERS, SPRINKLERS & JETS	31
DRIPLINE	32-35
DISTRIBUTION TUBING	36
SUPPLY TUBING	37
SWING RISER PIPE, FLEX PIPE, RISERS & ASSEMBLIES	38-39
LANDSCAPE SPRINKLER PRODUCTS	39-40
FITTINGS, ADAPTERS & STAKES	41-47
VALVES	48
STRAINERS, FILTERS, PRESSURE REGULATORS	49
ACCESSORIES	50-51
PROFESSIONAL IRRIGATION INDEX	52-53
WARRANTY AND TERMS	BACK COVER

HOSE BIBB TIMER



Part No.	Description	Color	Pkg. Qty.	Carton Qty.	Wt. Ea. (lbs.)	List Price (Pkg.)	Product Class
A675CT	Battery Hose Bibb Timer	Blue	1	10	1.25	69.43	21DI

UNIVERSAL CONVERSION KIT



Part No.	Description	Color	Pkg. Qty.	Carton Qty.	List Price (Pkg.)	Product Class
FR2 17-710	Spray to Drip Conversion Kit 17mm - .710	Black	1	10	34.68	21DI

UNIVERSAL CAP-OFF



Part No.	Description	Color	Pkg. Qty.	Carton Qty.	List Price (Ea.)	List Price (Pkg.)	Product Class
CAP POP/5	Universal Pop-Up Cap-Off/5bg	Black	5	100	1.86	9.30	21DI
CAP POP/25	Universal Pop-Up Cap-Off/25bg	Black	25	150	1.86	46.5	21DI

DRIP ZONE KIT



Part No.	Description	Pkg. Qty.	Carton Qty.	Wt. Ea. (lbs.)	List Price (Pkg.)	Product Class
DKZ 700/710	Drip Zone Kit – 150 Mesh Filter, 30 PSI Regulator, 1-8 GPM Flow Fits .680" to .710" OD Tubing Outlet, 1" and 3/4" MIPT Inlet	1	10	0.76	42.49	21DI

CONTROL ZONE KITS



Part No.	Description	Pkg. Qty.	Carton Qty.	Wt. Ea. (lbs.)	List Price (Pkg.)	Product Class
CZK 100-30	1" Control Zone Kit with 30 PSI Pressure Regulating Filter	1	10	1.26	95.74	21DI
CZK 100-30F	1" Control Zone Kit with 30 PSI Pressure Regulating Filter and Flow Control	1	10	1.3	97.87	21DI
CZK 100-40	1" Control Zone Kit with 40 PSI Pressure Regulating Filter	1	10	1.26	95.74	21DI
CZK 100-40F	1" Control Zone Kit with 40 PSI Pressure Regulating Filter and Flow Control	1	10	1.3	97.87	21DI
CZK100-40VB1	1" Control Zone Kit with 40 PSI Pressure Regulating Filter in 10"x15" Green Valve Box	1	25	5.35	125.53	21DI

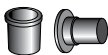
BUBBLERS/EMITTERS



Part No.	Description	Color	Pkg. Qty.	Carton Qty.	Wt. per 100 (lbs.)	List Price (Ea.)	List Price (Pkg.)	Product Class
MFBL 2	2 GPH/Outlet, 1/2" FIPT, 6 Swivel Barbed Outlets, Pressure Compensating Maxi-Flo™ Bubbler	Blue	25	100	10.2	6.14	153.50	21DI
MFBL 6	6 GPH/Outlet, 1/2" FIPT, 6 Swivel Barbed Outlets, Pressure Compensating Maxi-Flo™ Bubbler	Black	25	100	10.2	6.14	153.50	21DI
MFBL 10	10 GPH/Outlet, 1/2" FIPT, 6 Swivel Barbed Outlets, Pressure Compensating Maxi-Flo™ Bubbler	Red	25	100	10.2	6.14	153.50	21DI
MFBL 20	20 GPH/Outlet, 1/2" FIPT, 6 Swivel Barbed Outlets, Pressure Compensating Maxi-Flo™ Bubbler	Green	25	100	10.2	6.14	153.50	21DI



CFL 2	2 GPH/Outlet, 4 Swivel Barbed Outlets 1/2" FIPT, Pressure Compensating Cuatro-Flo™ Bubbler	Blue	25	100	5.5	4.63	115.75	21DI
CFL 6	6 GPH/Outlet, 4 Swivel Barbed Outlets 1/2" FIPT, Pressure Compensating Cuatro-Flo™ Bubbler	Black	25	100	5.5	4.63	115.75	21DI
CFL 10	10 GPH/Outlet, 4 Swivel Barbed Outlets 1/2" FIPT, Pressure Compensating Cuatro-Flo™ Bubbler	Red	25	100	5.5	4.63	115.75	21DI
CFL 20	20 GPH/Outlet, 4 Swivel Barbed Outlets 1/2" FIPT, Pressure Compensating Cuatro-Flo™ Bubbler	Green	25	100	5.5	4.63	115.75	21DI



PC 250	Port Cap for Unused Outlets on Maxi-Flo™ (MFBL), Cuatro-Flo™ (CFL), and Power-Flo™ (PF) Bubblers	Black	100	2,500	0.1	0.2637	26.37	21DI
--------	--	-------	-----	-------	-----	--------	-------	------



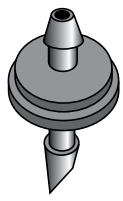
PF 2	2 GPH/Outlet, 1/2" FIPT, 8 Swivel Barbed Outlets, Pressure Compensating Power-Flo™ Bubbler	Blue	10	100	18.5	12.47	124.70	21DI
PF 6	6 GPH/Outlet, 1/2" FIPT, 8 Swivel Barbed Outlets, Pressure Compensating Power-Flo™ Bubbler	Black	10	100	18.5	12.47	124.70	21DI
PF 10	10 GPH/Outlet, 1/2" FIPT, 8 Swivel Barbed Outlets, Pressure Compensating Power-Flo™ Bubbler	Red	10	100	18.5	12.47	124.70	21DI
PF 20	20 GPH/Outlet, 1/2" FIPT, 8 Swivel Barbed Outlets, Pressure Compensating Power-Flo™ Bubbler	Green	10	100	18.5	12.47	124.70	21DI

ADJUSTABLE EMITTERS

	Part No.	Description	Color	Pkg. Qty.	Carton Qty.	Wt. per 100 (lbs.)	List Price (Ea.)	List Price (Pkg.)	Product Class	
	HPAM 4	0-20 GPH, Adjustable Flow, 1/2" FIPT, 4 Port Outlet Hydroport™ Adjustable Manifold	Black	10	30	30.0	12.47	124.70	21DI	
	HPAM 8	0-20 GPH, Adjustable Flow, 1/2" FIPT, 8 Port Outlet Hydroport™ Adjustable Manifold	Black	10	30	30.0	12.40	124.00	21DI	
	MFBA	0-20 GPH, Adjustable Flow, 1/2" FIPT, 6 Outlet, Compensating Maxi-Flo™ Adjustable Bubbler	Green	25	75	11.8	12.21	305.25	21DI	
	VF	0-25 GPH, Hydro-Flo™ Adjustable Jet Body Only	Black	100	500	0.4	1.34	134.00	21DI	
	VF 360	0-25 GPH, Hydro-Flo™ Adjustable Jet (360° Pattern - Stream Spray, 10-32 NFT Inlet)	Black	100	500	0.5	1.60	160.00	21DI	
	VF 180	0-25 GPH, Hydro-Flo™ Adjustable Jet (180° Pattern - Fan Spray, 10-32 NFT Inlet)	Black	100	500	0.5	1.60	160.00	21DI	
	VF 90	0-25 GPH, Adjustable Flow Jet (90° Pattern - Fan Spray, 10-32 NFT Inlet)	Black	100	500	0.5	1.60	160.00	21DI	
	MFA	0-25 GPH, Micro-Flo™ Adjustable Micro-Sprinkler with Shutoff (10-32 NFT Inlet)	Red	50	300	1.2	2.47	123.50	21DI	
	DAFB 360	360°, 8 Stream, 0-10 GPH, Adjustable Dial-a-Flo™ Emitter	Black	100	2,500	0.5	0.6072	60.72	21DI	
	DAFB 180	180°, 5 Stream, 0-10 GPH, Adjustable Dial-a-Flo™ Emitter	Black	100	2,500	0.5	0.6072	60.72	21DI	
	DAFB FAN	360°, Fan Spray, 0-20 GPH, Adjustable Dial-a-Flo™ Emitter	Black	100	2,500	0.6	0.7359	73.59	21DI	
	DAFB BUB	Umbrella Bubbler, 0-25 GPH, Adjustable Dial-a-Flo™ Emitter	Black	100	2,500	0.7	0.7359	73.59	21DI	
	DAFT 360	360°, 8 Stream, 0-10 GPH, Adjustable Dial-a-Flo™ Emitter	Black	100	2,500	0.6	0.6072	60.72	21DI	
	DAFT 180	180°, 5 Stream, 0-10 GPH, Adjustable Dial-a-Flo™ Emitter	Black	100	2,500	0.6	0.6202	62.02	21DI	
	DAFT FAN	360°, Fan Spray, 0-20 GPH, Adjustable Dial-a-Flo™ Emitter	Black	100	2,500	0.7	0.7359	73.59	21DI	
	DAFT BUB	Umbrella Bubbler, 0-25 GPH, Adjustable Dial-a-Flo™ Emitter	Black	100	2,000	0.8	0.7515	75.15	21DI	
		DAFS 360	360°, 8 Stream, 0-10 GPH, Adjustable Dial-a-Flo™ Emitter with 6" Stake	Black	100	1,000	1.4	0.9043	90.43	21DI
		DAFS 180	180°, 5 Stream, 0-10 GPH, Adjustable Dial-a-Flo™ Emitter with 6" Stake	Black	100	1,000	1.4	0.9043	90.43	21DI
DAFS FAN		360°, Fan Spray, 0-20 GPH, Adjustable Dial-a-Flo™ Emitter with 6" Stake	Black	100	1,000	1.4	0.9685	96.85	21DI	
DAFS BUB		Umbrella Bubbler, 0-25 GPH, Adjustable Dial-a-Flo™ Emitter with 6" Stake	Black	100	1,000	1.5	0.9685	96.85	21DI	
VFR 180		180° Circle Adjustable Stream Sprayer	N/A	100	2,000	0.4	1.34	134.00	21DI	
VFR 360		360° Circle Adjustable Stream Sprayer	N/A	100	2,000	0.4	1.34	134.00	21DI	
VFR 90		90° Circle Adjustable Stream Sprayer	N/A	100	2,000	0.4	1.34	134.00	21DI	
		DAFU 360	360°, 8 Stream, 0-10 GPH, Adjustable Dial-a-Flo™ Emitter	Black	50	500	1.8	1.17	58.50	21DI
	DAFU 180	180°, 5 Stream, 0-10 GPH, Adjustable Dial-a-Flo™ Emitter	Black	50	500	1.7	1.17	58.50	21DI	
	DAFU FAN	360°, Fan Spray, 0-20 GPH, Adjustable Dial-a-Flo™ Emitter	Black	50	500	1.8	1.22	61.00	21DI	
	DAFU BUB	Umbrella Bubbler, 0-25 GPH, Adjustable Dial-a-Flo™ Emitter	Black	50	500	1.9	1.22	61.00	21DI	

PRESSURE COMPENSATING EMITTERS

Part No.	Description	Color	Pkg. Qty.	Wt. per 100 (lbs.)	List Price (Ea.)	List Price (Pkg.)	Product Class
AFPC 5	1/2 GPH Pressure Compensating AccuFlow™ Emitter	Blue	100	0.5	0.593	59.30	21DI
AFPC 5B	1/2 GPH Pressure Compensating AccuFlow™ Emitter	Blue	10,000	0.5	0.4255	4,255.00	21DI
AFPC 5/25	1/2 GPH Pressure Compensating AccuFlow™ Emitter	Blue	25	0.5	0.6523	16.3075	21DI
AFPC 5/1000	1/2 GPH Pressure Compensating AccuFlow™ Emitter	Blue	1,000	0.5	0.5319	531.90	21DI
AFPC 10	1 GPH Pressure Compensating AccuFlow™ Emitter	Black	100	0.5	0.593	59.30	21DI
AFPC 10B	1 GPH Pressure Compensating AccuFlow™ Emitter	Black	10,000	0.5	0.4255	4,255.00	21DI
AFPC 10/25	1 GPH Pressure Compensating AccuFlow™ Emitter	Black	25	0.5	0.6523	16.3075	21DI
AFPC 10/1000	1 GPH Pressure Compensating AccuFlow™ Emitter	Black	1,000	0.5	0.5319	531.90	21DI
AFPC 20	2 GPH Pressure Compensating AccuFlow™ Emitter	Red	100	0.5	0.593	59.30	21DI
AFPC 20B	2 GPH Pressure Compensating AccuFlow™ Emitter	Red	10,000	0.5	0.4255	4,255.00	21DI
AFPC 20/25	2 GPH Pressure Compensating AccuFlow™ Emitter	Red	25	0.5	0.6523	16.3075	21DI
AFPC 20/1000	2 GPH Pressure Compensating AccuFlow™ Emitter	Red	1,000	0.5	0.5319	531.90	21DI
AFPC 50	5 GPH Pressure Compensating AccuFlow™ Emitter	Tan	100	0.5	0.593	59.30	21DI
AFPC 50B	5 GPH Pressure Compensating AccuFlow™ Emitter	Tan	10,000	0.5	0.4255	4,255.00	21DI
AFPC 50/25	5 GPH Pressure Compensating AccuFlow™ Emitter	Tan	25	0.5	0.6523	16.3075	21DI
AFPC 50/1000	5 GPH Pressure Compensating AccuFlow™ Emitter	Tan	1,000	0.5	0.5319	531.90	21DI



PRESSURE COMPENSATING EMITTERS (CONT.)



Part No.	Description	Color	Pkg. Qty.	Carton Qty.	Wt. per 100 (lbs.)	List Price (Ea.)	List Price (Pkg.)	Product Class
UFC 10	1 GPH Pressure Compensating, Self-Flushing Emitter with 1/2" FIPT Base	Black	100	500	1.6	1.50	150.00	21DI
UFC 20	2 GPH Pressure Compensating, Self-Flushing Emitter with 1/2" FIPT Base	Green	100	500	1.6	1.50	150.00	21DI

NON-PRESSURE COMPENSATING EMITTERS



Part No.	Description	Color	Pkg. Qty.	Carton Qty.	Wt. per 100 (lbs.)	List Price (Ea.)	List Price (Pkg.)	Product Class
TAE 10	1 GPH, Laminar Flow, Take-Apart Super-Flo™ Emitter	Black	100	2,000	0.4	0.3565	35.65	21DI
TAE 20	2 GPH, Laminar Flow, Take-Apart Super-Flo™ Emitter	Green	100	2,000	0.4	0.3490	34.90	21DI
TAE 40	4 GPH, Laminar Flow, Take-Apart Super-Flo™ Emitter	Yellow	100	2,000	0.4	0.3490	34.90	21DI
MIL 5	1/2 GPH, Mini-Flo™ Mini-Inline Emitter	Red	100	2,000	0.5	0.5149	51.49	21DI
MIL 10	1 GPH, Mini-Flo™ Mini-Inline Emitter	Black	100	2,000	0.5	0.5149	51.49	21DI



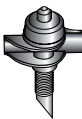
SPRINKLER & JETS



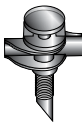
Part No.	Description	Color	Pkg. Qty.	Carton Qty.	Wt. per 100 (lbs.)	List Price (Ea.)	List Price (Pkg.)	Product Class
TFS 9	3 Flow Tri-Flo™ Spraystick, 90° Pattern	Blue	100	2,000	0.6	0.3565	35.65	21DI
TFS 16	3 Flow Tri-Flo™ Spraystick, 160° Pattern	Green	100	2,000	0.7	0.3565	35.65	21DI



TFC 360	Cap - 360°, 12 Finger Spray Hydro-Flo™ Jet	Black	100	2,500	0.1	0.224	22.40	21DI
TFC 180	Cap - 180°, Fan Spray Hydro-Flo™ Jet	Black	100	2,500	0.1	0.224	22.40	21D
TFC 90	Cap - 90° Fan Spray Hydro-Flo™ Jet	Black	100	2,500	0.1	0.224	22.40	21DI
TFC 33	Cap - Strip Fan Spray Hydro-Flo™ Jet	Black	100	2,500	0.1	0.224	22.40	21DI

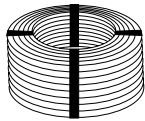


TFB 30	Base - 0.030" Nozzle Hydro-Flo™ Jet	Black	100	2,500	0.1	0.224	22.40	21DI
TFB 40	Base - 0.040" Nozzle Hydro-Flo™ Jet	Blue	100	2,500	0.1	0.224	22.40	21DI
TFB 50	Base - 0.050" Nozzle Hydro-Flo™ Jet	Green	100	2,500	0.1	0.224	22.40	21DI
TFB 60	Base - 0.060" Nozzle Hydro-Flo™ Jet	Red	100	2,500	0.1	0.224	22.40	21DI
TFB 70	Base - 0.070" Nozzle Hydro-Flo™ Jet	White	100	2,500	0.1	0.224	22.40	21DI



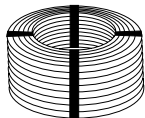
TF 436	0.040" Nozzle, 360° Fan Spray Single Piece Hydro-Flo™ Jet	Blue	100	2,500	0.1	0.2501	25.01	21DI
TF 536	0.050" Nozzle, 360° Fan Spray Single Piece Hydro-Flo™ Jet	Green	100	2,500	0.1	0.2501	25.01	21DI
TF 636	0.060" Nozzle, 360° Fan Spray Single Piece Hydro-Flo™ Jet	Red	100	2,500	0.1	0.2501	25.01	21DI
TF 318	0.030" Nozzle, 180° Fan Spray Single Piece Hydro-Flo™ Jet	Black	100	2,500	0.1	0.2501	25.01	21DI
TF 418	0.040" Nozzle, 180° Fan Spray Single Piece Hydro-Flo™ Jet	Blue	100	2,500	0.1	0.2501	25.01	21DI
TF 518	0.050" Nozzle, 180° Fan Spray Single Piece Hydro-Flo™ Jet	Green	100	2,500	0.1	0.2501	25.01	21DI
TF 618	0.060" Nozzle, 180° Fan Spray Single Piece Hydro-Flo™ Jet	Red	100	2,500	0.1	0.2501	25.01	21DI
TF 39	0.030" Nozzle, 90° Fan Spray Single Piece Hydro-Flo™ Jet	Black	100	2,500	0.1	0.2501	25.01	21DI
TF 49	0.040" Nozzle, 90° Fan Spray Single Piece Hydro-Flo™ Jet	Blue	100	2,500	0.1	0.2501	25.01	21DI
TF 59	0.050" Nozzle, 90° Fan Spray Single Piece Hydro-Flo™ Jet	Green	100	2,500	0.1	0.2501	25.01	21DI
TF 69	0.060" Nozzle, 90° Fan Spray Single Piece Hydro-Flo™ Jet	Red	100	2,500	0.1	0.2501	25.01	21DI

17MM DURA-FLO™ INLINE CHECK VALVE



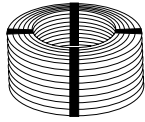
Part No.	Description	GPH	Spacing	Color	Coil Type	Coil Size (Ft.)	Wt. per 100 Ft. (lbs.)	List Price (Ft.)	List Price (Rl.)	Product Class
SFCV-BR-6112-01S	17mm Dura Flo™ Inline Check Valve (0.560" ID x 0.660" OD)	0.4	12"	Brown	Wrapped Coil	100	3.3	0.7587	75.87	21DF
SFCV-BR-6112-025S	17mm Dura Flo™ Inline Check Valve (0.560" ID x 0.660" OD)	0.4	12"	Brown	Wrapped Coil	250	3.3	0.7731	193.275	21DF
SFCV-BR-6112-05S	17mm Dura Flo™ Inline Check Valve (0.560" ID x 0.660" OD)	0.4	12"	Brown	Wrapped Coil	500	3.3	0.6805	340.25	21DF
SFCV-BR-6212-01S	17MM Dura-Flo™ Inline Check Valve (0.560" ID x 0.660" OD)	0.6	12"	Brown	Wrapped Coil	100	3.3	0.6654	66.54	21DF
SFCV-BR-6212-025S	17MM Dura-Flo™ Inline Check Valve (0.560" ID x 0.660" OD)	0.6	12"	Brown	Wrapped Coil	250	3.3	0.6654	166.35	21DF
SFCV-BR-6212-05S	17MM Dura-Flo™ Inline Check Valve (0.560" ID x 0.660" OD)	0.6	12"	Brown	Wrapped Coil	500	3.3	0.6654	332.70	21DF
SFCV-BR-6218-01S	17MM Dura-Flo™ Inline Check Valve (0.560" ID x 0.660" OD)	0.6	18"	Brown	Wrapped Coil	100	3.3	0.5695	56.95	21DF
SFCV-BR-6218-025S	17MM Dura-Flo™ Inline Check Valve (0.560" ID x 0.660" OD)	0.6	18"	Brown	Wrapped Coil	250	3.3	0.5695	142.375	21DF
SFCV-BR-6218-05S	17MM Dura-Flo™ Inline Check Valve (0.560" ID x 0.660" OD)	0.6	18"	Brown	Wrapped Coil	500	3.3	0.5695	284.75	21DF
SFCV-BR-6218-10	17MM Dura-Flo™ Inline Check Valve (0.560" ID x 0.660" OD)	0.6	18"	Brown	Wrapped Coil	1,000	3.3	0.4578	457.80	21DF
SFCV-BR-6224-05S	17MM Dura-Flo™ Inline Check Valve (0.560" ID x 0.660" OD)	0.6	24"	Brown	Wrapped Coil	500	3.3	0.5118	255.90	21DF
SFCV-BR-6412-01S	17MM Dura-Flo™ Inline Check Valve (0.560" ID x 0.660" OD)	0.9	12"	Brown	Wrapped Coil	100	3.3	0.6654	66.54	21DF
SFCV-BR-6412-025S	17MM Dura-Flo™ Inline Check Valve (0.560" ID x 0.660" OD)	0.9	12"	Brown	Wrapped Coil	250	3.3	0.6654	166.35	21DF
SFCV-BR-6412-05S	17MM Dura-Flo™ Inline Check Valve (0.560" ID x 0.660" OD)	0.9	12"	Brown	Wrapped Coil	500	3.3	0.6654	332.70	21DF
SFCV-PS-6412-05S	17MM Dura-Flo™ Inline Check Valve (0.560" ID x 0.660" OD)	0.9	12"	Purple Stripe	Wrapped Coil	500	3.3	0.6796	339.80	21DF
SFCV-BR-6418-01S	17MM Dura-Flo™ Inline Check Valve (0.560" ID x 0.660" OD)	0.9	18"	Brown	Wrapped Coil	100	3.3	0.5695	56.95	21DF
SFCV-BR-6418-025S	17MM Dura-Flo™ Inline Check Valve (0.560" ID x 0.660" OD)	0.9	18"	Brown	Wrapped Coil	250	3.3	0.5695	142.375	21DF
SFCV-BR-6418-05S	17MM Dura-Flo™ Inline Check Valve (0.560" ID x 0.660" OD)	0.9	18"	Brown	Wrapped Coil	500	3.3	0.5695	284.75	21DF
SFCV-BR-6424-05S	17mm Dura Flo™ Inline Check Valve (0.560" ID x 0.660" OD)	0.9	24"	Brown	Wrapped Coil	500	3.3	0.5227	261.35	21DF

18MM DURA-FLO™ INLINE CHECK VALVE



Part No.	Description	GPH	Spacing	Color	Coil Type	Coil Size (Ft.)	Carton Qty.	Wt. per 100 Ft. (lbs.)	List Price (Ft.)	List Price (Rl.)	Product Class
SFCV-BR-6412-10	18MM Dura-Flo™ Inline Check Valve (0.550" ID x 0.640" OD)	1	12"	Brown	Coil	1,000	N/A	3.3	0.5886	588.60	21DF
SFCV-BR-7212-01	18MM Dura-Flo™ Inline Check Valve (0.600" ID x 0.700" OD)	1/2	12"	Brown	Coil	100	700	3.3	0.7697	76.97	21DF
SFCV-BR-7212-10	18MM Dura-Flo™ Inline Check Valve (0.600" ID x 0.700" OD)	1/2	12"	Brown	Coil	1,000	N/A	3.3	0.6533	653.30	21DF
SFCV-BR-7212-025	18MM Dura-Flo™ Inline Check Valve (0.600" ID x 0.700" OD)	1/2	12"	Brown	Coil	250	N/A	3.3	0.7462	186.55	21DF
SFCV-BR-7412-01	18MM Dura-Flo™ Inline Check Valve (0.600" ID x 0.700" OD)	1	12"	Brown	Coil	100	700	3.3	0.7697	76.97	21DF
SFCV-BR-7412-10	18MM Dura-Flo™ Inline Check Valve (0.600" ID x 0.700" OD)	1	12"	Brown	Coil	1,000	N/A	3.3	0.6533	653.30	21DF
SFCV-BR-7412-025	18MM Dura-Flo™ Inline Check Valve (0.600" ID x 0.700" OD)	1	12"	Brown	Coil	250	N/A	3.3	0.7462	186.55	21DF
SFCV-BR-7418-025	18MM Dura-Flo™ Inline Check Valve (0.600" ID x 0.700" OD)	1	18"	Brown	Coil	250	N/A	3.3	0.6547	163.68	21DF

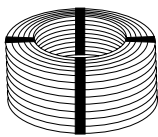
16MM DURA-FLO™ PC DRIPLINE



Part No.	Description	GPH	Spacing	Color	Coil Type	Coil Size (Ft.)	Wt. per 100 Ft. (lbs.)	List Price (Ft.)	List Price (Rl.)	Product Class
SFPC-BR-6212-025	Dura-Flo™ Pressure Compensating Dripline (16MM 0.550" ID x 0.640" OD)	1/2	12"	Brown	Coil	100	4.0	0.6704	67.04	21DF
SFPC-BR-6218-01	Dura-Flo™ Pressure Compensating Dripline (16MM 0.550" ID x 0.640" OD)	1/2	18"	Brown	Coil	100	3.8	0.5488	54.88	21DF
SFPC-BR-6218-05	Dura-Flo™ Pressure Compensating Dripline (16MM 0.550" ID x 0.640" OD)	1/2	18"	Brown	Coil	500	3.8	0.5032	251.60	21DF
SFPC-BL-6412-01	Dura-Flo™ Pressure Compensating Dripline (16MM 0.550" ID x 0.640" OD)	1	12"	Black	Coil	100	4.0	0.6390	63.90	21DF
SFPC-BR-6412-01	Dura-Flo™ Pressure Compensating Dripline (16MM 0.550" ID x 0.640" OD)	1	12"	Brown	Coil	100	4.0	0.6848	68.48	21DF
SFPC-BR-6412-025	Dura-Flo™ Pressure Compensating Dripline (16MM 0.550" ID x 0.640" OD)	1	12"	Brown	Coil	250	4.0	0.6704	167.60	21DF
SFPC-BL-6412-05	Dura-Flo™ Pressure Compensating Dripline (16MM 0.550" ID x 0.640" OD)	1	12"	Black	Coil	500	4.0	0.5815	290.75	21DF
SFPC-BR-6412-05	Dura-Flo™ Pressure Compensating Dripline (16MM 0.550" ID x 0.640" OD)	1	12"	Brown	Coil	500	4.0	0.6482	324.10	21DF
SFPC-BL-6418-01	Dura-Flo™ Pressure Compensating Dripline (16MM 0.550" ID x 0.640" OD)	1	18"	Black	Coil	100	3.8	0.5032	50.32	21DF
SFPC-BR-6418-01	Dura-Flo™ Pressure Compensating Dripline (16MM 0.550" ID x 0.640" OD)	1	18"	Brown	Coil	250	3.8	0.5488	137.20	21DF
SFPC-BR-6418-025	Dura-Flo™ Pressure Compensating Dripline (16MM 0.550" ID x 0.640" OD)	1	18"	Brown	Coil	250	3.8	0.5370	134.25	21DF
SFPC-BL-6418-05	Dura-Flo™ Pressure Compensating Dripline (16MM 0.550" ID x 0.640" OD)	1	18"	Black	Coil	500	3.8	0.4783	239.15	21DF
SFPC-BR-6418-05	Dura-Flo™ Pressure Compensating Dripline (16MM 0.550" ID x 0.640" OD)	1	18"	Brown	Coil	500	3.8	0.5306	265.30	21DF

PROFESSIONAL
IRRIGATION

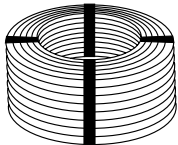
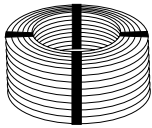
17MM DURA-FLO™ PC DRIPLINE



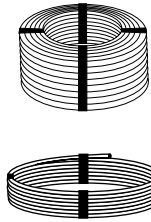
Part No.	Description	GPH	Spacing	Color	Coil Type	Coil Size (Ft.)	Wt. per 100 Ft. (lbs.)	List Price (Ft.)	List Price (Rl.)	Product Class
SFPC-PS-17412-05S	Dura-Flo™ Pressure Compensating Dripline (17MM 0.560" ID x 0.660" OD)	1	12"	Brown/ Purple Stripe	Wrapped Coil	500	4.1	0.6143	307.15	21DF

18MM DURA-FLO™ PC DRIPLINE

Part No.	Description	GPH	Spacing	Color	Coil Type	Coil Size (Ft.)	Carton Qty. (Ft.)	Wt. per 100 Ft. (lbs.)	List Price (Ft.)	List Price (Bl.)	Product Class
SFPC-BL-6412-05	Dura-Flo™ Pressure Compensating Dripline (18MM 0.550" ID x 0.640" OD)	1	12"	Black	Coil	500	N/A	4.0	0.5815	290.75	21DF
SFPC-BL-6418-05	Dura-Flo™ Pressure Compensating Dripline (18MM 0.550" ID x 0.640" OD)	1	18"	Black	Coil	500	N/A	3.8	0.4783	239.15	21DF
SFPC-BL-7212-05	Dura-Flo™ Pressure Compensating Dripline (18MM 0.600" ID x 0.700" OD)	1/2	12"	Black	Coil	500	N/A	4.7	0.6638	331.90	21DF
SFPC-BL-7412-05	Dura-Flo™ Pressure Compensating Dripline (18MM 0.600" ID x 0.700" OD)	1	12"	Black	Coil	500	N/A	4.7	0.6638	331.90	21DF
SFPC-BL-7418-05	Dura-Flo™ Pressure Compensating Dripline (18MM 0.600" ID x 0.700" OD)	1	18"	Black	Coil	500	N/A	4.5	0.5488	274.40	21DF
SFPC-BL-6412-01	Dura-Flo™ Pressure Compensating Dripline (18MM 0.550" ID x 0.640" OD)	1	12"	Black	Coil	100	700	4.0	0.6390	63.90	21DF
SFPC-BL-6418-01	Dura-Flo™ Pressure Compensating Dripline (18MM 0.550" ID x 0.640" OD)	1	18"	Black	Coil	100	700	3.8	0.5032	50.32	21DF
SFPC-BL-7212-01	Dura-Flo™ Pressure Compensating Dripline (18MM 0.600" ID x 0.700" OD)	1/2	12"	Black	Coil	100	700	4.7	0.7004	70.04	21DF
SFPC-BL-7412-01	Dura-Flo™ Pressure Compensating Dripline (18MM 0.600" ID x 0.700" OD)	1	12"	Black	Coil	100	700	4.7	0.7004	70.04	21DF
SFPC-BL-7418-01	Dura-Flo™ Pressure Compensating Dripline (18MM 0.600" ID x 0.700" OD)	1	18"	Black	Coil	100	700	4.5	0.5946	59.46	21DF
SFPC-BR-6412-05	Dura-Flo™ Pressure Compensating Dripline (18MM 0.550" ID x 0.640" OD)	1	12"	Brown	Coil	500	N/A	4.0	0.6482	324.10	21DF
SFPC-BR-6412-10	Dura-Flo™ Pressure Compensating Dripline (18MM 0.550" ID x 0.640" OD)	1	12"	Brown	Coil	1,000	N/A	4.0	0.6505	650.50	21DF
SFPC-BR-6418-05	Dura-Flo™ Pressure Compensating Dripline (18MM 0.550" ID x 0.640" OD)	1	18"	Brown	Coil	500	N/A	3.8	0.5306	265.30	21DF
SFPC-BR-7212-05	Dura-Flo™ Pressure Compensating Dripline (18MM 0.600" ID x 0.700" OD)	1/2	12"	Brown	Coil	500	N/A	4.7	0.7162	358.10	21DF
SFPC-BR-7412-05	Dura-Flo™ Pressure Compensating Dripline (18MM 0.600" ID x 0.700" OD)	1	12"	Brown	Coil	500	N/A	4.7	0.7162	358.10	21DF
SFPC-BR-7418-05	Dura-Flo™ Pressure Compensating Dripline (18MM 0.600" ID x 0.700" OD)	1	18"	Brown	Coil	500	N/A	4.5	0.5946	297.30	21DF
SFPC-BR-6412-01	Dura-Flo™ Pressure Compensating Dripline (18MM 0.550" ID x 0.640" OD)	1	12"	Brown	Coil	100	700	4.0	0.6848	68.48	21DF
SFPC-BR-6418-01	Dura-Flo™ Pressure Compensating Dripline (18MM 0.550" ID x 0.640" OD)	1	18"	Brown	Coil	100	700	3.8	0.5488	54.88	21DF
SFPC-BR-7212-01	Dura-Flo™ Pressure Compensating Dripline (18MM 0.600" ID x 0.700" OD)	1/2	12"	Brown	Coil	100	700	4.7	0.7462	74.62	21DF
SFPC-BR-7412-01	Dura-Flo™ Pressure Compensating Dripline (18MM 0.600" ID x 0.700" OD)	1	12"	Brown	Coil	100	700	4.7	0.7462	74.62	21DF

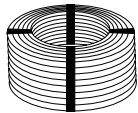


TURBULENT FLO™ DRIPLINE



Part No.	Description	GPH	Spacing	Color	Coil Type	Coil Size (Ft.)	Carton Qty. (Ft.)	Wt. per 100 Ft. (lbs.)	List Price (Ft.)	List Price (Rl.)	Product Class
SF-BL-7212-01	Dura-Flo™ Dripline (0.620" ID x 0.710" OD)	1/2	12"	Black	Coil	100	700	4.2	0.5032	50.32	21DF
SF-BL-7212-05	Dura-Flo™ Dripline (0.620" ID x 0.710" OD)	1/2	12"	Black	Coil	500	N/A	4.2	0.4601	230.05	21DF
SF-BL-7412-01	Dura-Flo™ Dripline (0.620" ID x 0.710" OD)	1	12"	Black	Coil	100	700	4.2	0.5032	50.32	21DF
SF-BL-7412-05	Dura-Flo™ Dripline (0.620" ID x 0.710" OD)	1	12"	Black	Coil	500	N/A	4.2	0.4443	222.15	21DF
SF-BL-7418-01	Dura-Flo™ Dripline (0.620" ID x 0.710" OD)	1	18"	Black	Coil	100	700	4.1	0.4721	47.21	21DF
SF-BL-7812-01	Dura-Flo™ Dripline (0.620" ID x 0.710" OD)	2	12"	Black	Coil	100	700	4.2	0.5032	50.32	21DF

1/4" DURA-FLO™ JR DRIPLINE

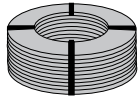


Part No.	Description	GPH	Spacing	Color	Coil Type	Coil Size (Ft.)	Carton Qty. (Ft.)	Wt. per 100 Ft. (lbs.)	List Price (Ft.)	List Price (Rl.)	Product Class
SFJR-BL-06-01	Dura-Flo™ Jr Dripline (0.170" ID x 0.250" OD)	1/2	6"	Black	Coil	100	1,200	1.2	0.2048	20.48	21DF
SFJR-BL-06-05	Dura-Flo™ Jr Dripline (0.170" ID x 0.250" OD)	1/2	6"	Black	Spool	500	N/A	1.2	0.2000	100.00	21DF
SFJR-BL-06-10	Dura-Flo™ Jr Dripline (0.170" ID x 0.250" OD)	1/2	6"	Black	Cardboard Spool	1,000	2,000	1.2	0.2034	203.40	21DF
SFJR-BL-12-01	Dura-Flo™ Jr Dripline (0.170" ID x 0.250" OD)	1/2	12"	Black	Coil	100	1,200	1.1	0.1380	13.80	21DF
SFJR-BL-12-05	Dura-Flo™ Jr Dripline (0.170" ID x 0.250" OD)	1/2	12"	Black	Spool	500	N/A	1.2	0.2035	101.75	21DF
SFJR-BL-12-10	Dura-Flo™ Jr Dripline (0.170" ID x 0.250" OD)	1/2	12"	Black	Cardboard Spool	1,000	2,000	1.1	0.1369	136.90	21DF
SFJR-BR-06-01	Dura-Flo™ Jr Dripline (0.170" ID x 0.250" OD)	1/2	6"	Brown	Coil	100	1,200	1.2	0.2320	23.20	21DF
SFJR-BR-12-01	Dura-Flo™ Jr Dripline (0.170" ID x 0.250" OD)	1/2	12"	Brown	Coil	100	1,200	1.1	0.1643	16.43	21DF

PROFESSIONAL IRRIGATION

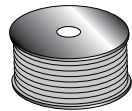
DISTRIBUTION TUBING

Sunburst cardboard spool



Part No.	Description	Color	Coil Type	Coil Size (Ft.)	Carton Qty. (Ft.)	Wt. per 100 Ft. (lbs.)	List Price (Ft.)	List Price (Rl.)	Product Class
A 185	1/8" Polyethylene Tubing (0.125" ID x 0.185" OD)	Black	Spool	2,000	4,000	0.6	0.0577	115.40	21DT
A 185/100	1/8" Polyethylene Tubing (0.125" ID x 0.185" OD)	Black	Coil	100	4,800	0.6	0.0676	6.76	21DT
A 185/500	1/8" Polyethylene Tubing (0.125" ID x 0.185" OD)	Black	Spool	500	N/A	0.6	0.0701	35.05	21DT
A 185/1000	1/8" Polyethylene Tubing (0.125" ID x 0.185" OD)	Black	Spool	1,000	3,000	0.6	0.0664	66.40	21DT
A 185V/100	1/8" Vinyl Tubing (0.125" ID x 0.185" OD)	Black	Coil	100	4,800	1.0	0.0812	8.12	21DT
A 185V/1000	1/8" Vinyl Tubing (0.125" ID x 0.185" OD)	Black	Spool	1,000	3,000	0.9	0.0822	82.20	21DT
A 220	1/4" Polyethylene Tubing (0.160" ID x 0.220" OD)	Black	Spool	1,500	3,000	0.7	0.0664	99.60	21DT
A 220/100	1/4" Polyethylene Tubing (0.160" ID x 0.220" OD)	Black	Coil	100	3,200	0.7	0.0812	8.12	21DT
A 220/1000	1/4" Polyethylene Tubing (0.160" ID x 0.220" OD)	Black	Spool	1,000	2,000	0.7	0.0664	66.40	21DT
A 220/2500	1/4" Polyethylene Tubing (0.160" ID x 0.220" OD)	Black	Spool	2,500	N/A	0.7	0.0651	162.75	21DT
A 220V	1/4" Vinyl Tubing (0.160" ID x 0.220" OD)	Black	Spool	1,500	3,000	1.2	0.0822	123.30	21DT
A 220V/100	1/4" Vinyl Tubing (0.160" ID x 0.220" OD)	Black	Coil	100	3,200	1.2	0.0947	9.47	21DT
A 220V/500	1/4" Vinyl Tubing (0.160" ID x 0.220" OD)	Black	Spool	500	N/A	1.2	0.1118	55.90	21DT
A 220V/1000	1/4" Vinyl Tubing (0.160" ID x 0.220" OD)	Black	Spool	1,000	2,000	1.2	0.0822	82.20	21DT
A 220V/2500	1/4" Vinyl Tubing (0.160" ID x 0.220" OD)	Black	Spool	2,500	N/A	1.2	0.0812	203.00	21DT
A 250	1/4" Polyethylene Tubing (0.170" ID x 0.250" OD)	Black	Spool	1,250	2,500	1.1	0.0995	124.38	21DT
A 250GR/50	1/4" Polyethylene Tubing (0.170" ID x 0.250" OD)	Green	Coil	50	N/A	1.1	0.1179	5.895	21DT
A 250RD/50	1/4" Polyethylene Tubing (0.170" ID x 0.250" OD)	Redwood	Coil	50	N/A	1.1	0.1168	5.84	21DT
A 250SD/50	1/4" Polyethylene Tubing (0.170" ID x 0.250" OD)	Sand	Coil	50	N/A	1.1	0.1204	6.02	21DT
A 250WT/50	1/4" Polyethylene Tubing (0.170" ID x 0.250" OD)	White	Coil	50	N/A	1.1	0.1168	5.84	21DT
A 250/50	1/4" Polyethylene Tubing (0.170" ID x 0.250" OD)	Black	Coil	50	2,000	1.1	0.1080	5.40	21DT
A 250/100	1/4" Polyethylene Tubing (0.170" ID x 0.250" OD)	Black	Coil	100	2,800	1.1	0.1080	10.80	21DT
A 250BR/100	1/4" Polyethylene Tubing (0.170" ID x 0.250" OD)	Brown	Coil	100	2,800	1.1	0.1216	12.16	21DT
A 250/500	1/4" Polyethylene Tubing (0.170" ID x 0.250" OD)	Black	Spool	500	2,000	1.1	0.1155	57.75	21DT
A 250/1000	1/4" Polyethylene Tubing (0.170" ID x 0.250" OD)	Black	Spool	1,000	2,000	1.1	0.0995	99.50	21DT
A 250/1000B	1/4" Polyethylene Tubing (0.170" ID x 0.250" OD)	Black	Spool/ Bucket	1,000	N/A	1.1	0.1126	112.60	21DT
A 250/2500	1/4" Polyethylene Tubing (0.170" ID x 0.250" OD)	Black	Spool	1,500	N/A	1.1	0.1005	150.75	21DT
A 250V	1/4" Vinyl Tubing (0.170" ID x 0.250" OD)	Black	Spool	1,250	2,500	1.6	0.1155	144.38	21DT
A 250V/50	1/4" Vinyl Tubing (0.170" ID x 0.250" OD)	Black	Spool	50		1.6	0.1548	7.74	21DT
A 250V/100	1/4" Vinyl Tubing (0.170" ID x 0.250" OD)	Black	Spool	100	2,800	1.6	0.1216	12.16	21DT
A 250V/500	1/4" Vinyl Tubing (0.170" ID x 0.250" OD)	Black	Spool	500	2,000	1.6	0.1326	66.30	21DT
A 250V/1000	1/4" Vinyl Tubing (0.170" ID x 0.250" OD)	Black	Spool	1,000	2,000	1.6	0.1143	114.3	21DT
A 250V/1000B	1/4" Vinyl Tubing (0.170" ID x 0.250" OD)	Black	Spool/ Bucket	1,000	N/A	1.6	0.1366	136.60	21DT
A 455/100	3/8" Polyethylene Tubing (0.375" ID x 0.455" OD)	Black	Spool	100	N/A	2.2	0.2801	28.01	21DT
A 455/500	3/8" Polyethylene Tubing (0.375" ID x 0.455" OD)	Black	Spool	500	N/A	2.2	0.1978	98.90	21DT

Plastic hub (1") with chipboard flanges



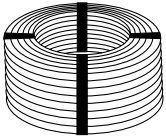
Self coil



Bucket



SUPPLY TUBING – POLYETHYLENE



Part No.	Description	Color	Coil Type	Coil Size (Ft.)	Wt. per 100 Ft. (lbs.)	List Price (Ft.)	List Price (Rl.)	Product Class
A 620	1/2" Polyethylene Tubing (0.520" ID x 0.620" OD)	Black	Coil	1,000	3.6	0.2162	216.20	21DT
A 620/50	1/2" Polyethylene Tubing (0.520" ID x 0.620" OD)	Black	Coil	50	3.6	0.2101	10.51	21DT
A 620/100	1/2" Polyethylene Tubing (0.520" ID x 0.620" OD)	Black	Coil	100	3.6	0.2101	21.01	21DT
A 620BR/100	1/2" Polyethylene Tubing (0.520" ID x 0.620" OD)	Brown	Coil	100	3.6	0.2949	29.49	21DT
A 620/500	1/2" Polyethylene Tubing (0.520" ID x 0.620" OD)	Black	Coil	500	3.6	0.2101	105.05	21DT
A 620BR/500	1/2" Polyethylene Tubing (0.520" ID x 0.620" OD)	Brown	Coil	500	3.6	0.2248	112.40	21DT
A 660BR/100S	17MM Polyethylene Tubing (0.560" ID x 0.660" OD)	Brown	Wrapped Coil	100	4.1	0.3972	39.72	21DT
A 660BR/250S	17MM Polyethylene Tubing (0.560" ID x 0.660" OD)	Brown	Wrapped Coil	250	4.1	0.3623	90.58	21DT
A 660BR/500S	17MM Polyethylene Tubing (0.560" ID x 0.660" OD)	Brown	Wrapped Coil	500	4.1	0.3296	164.80	21DT
A 700	1/2" Polyethylene Tubing (0.600" ID x 0.700" OD)	Black	Coil	500	4.1	0.2284	114.20	21DT
A 700BR	1/2" Polyethylene Tubing (0.600" ID x 0.700" OD)	Brown	Coil	500	4.1	0.2960	148.00	21DT
A 700SH	1/2" Polyethylene Tubing (0.600" ID x 0.700" OD)	Black	Wrapped Coil	500	4.1	0.2419	120.95	21DT
A 700/50	1/2" Polyethylene Tubing (0.600" ID x 0.700" OD)	Black	Coil	50	4.1	0.3083	15.42	21DT
A 700/100	1/2" Polyethylene Tubing (0.600" ID x 0.700" OD)	Black	Coil	100	4.1	0.2960	29.60	21DT
A 700/100SH	1/2" Polyethylene Tubing (0.600" ID x 0.700" OD)	Black	Wrapped Coil	100	4.1	0.3096	30.96	21DT
A 700BR/100	1/2" Polyethylene Tubing (0.600" ID x 0.700" OD)	Brown	Coil	100	4.1	0.3502	35.02	21DT
A 700/1000	1/2" Polyethylene Tubing (0.600" ID x 0.700" OD)	Black	Coil	1,000	4.1	0.2248	224.80	21DT
A 710	1/2" Polyethylene Tubing (0.620" ID x 0.710" OD)	Black	Coil	500	3.8	0.2162	108.10	21DT
A 710GRS	1/2" Polyethylene Tubing (0.620" ID x 0.710" OD)	Black/ Green Stripe	Coil	500	3.8	0.2334	116.70	21DT
A 710PS	1/2" Polyethylene Tubing (0.620" ID x 0.710" OD)	Black/ Purple Stripe	Coil	500	3.8	0.2334	116.70	21DT
A 710RDS	1/2" Polyethylene Tubing (0.620" ID x 0.710" OD)	Black/ Red Stripe	Coil	500	3.8	0.2334	116.70	21DT
A 710WHS	1/2" Polyethylene Tubing (0.620" ID x 0.710" OD)	Black/ White Stripe	Coil	500	3.8	0.2334	116.70	21DT
A 710YS	1/2" Polyethylene Tubing (0.620" ID x 0.710" OD)	Black/ Yellow Stripe	Coil	500	3.8	0.2334	116.70	21DT
A 710SH	1/2" Polyethylene Tubing (0.620" ID x 0.710" OD)	Black	Coil	500	3.8	0.2284	114.20	21DT
A 710/50	1/2" Polyethylene Tubing (0.620" ID x 0.710" OD)	Black	Coil	50	3.8	0.2949	14.75	21DT
A 710/100	1/2" Polyethylene Tubing (0.620" ID x 0.710" OD)	Black	Coil	100	3.8	0.2690	26.90	21DT
A 710/100RDS	1/2" Polyethylene Tubing (0.620" ID x 0.710" OD)	Black/ Red Stripe	Coil	100	3.8	0.2911	29.11	21DT
A 710/100SH	1/2" Polyethylene Tubing (0.620" ID x 0.710" OD)	Black	Coil	100	3.8	0.2826	28.26	21DT
A 710/1000	1/2" Polyethylene Tubing (0.620" ID x 0.710" OD)	Black	Coil	1,000	3.8	0.2162	216.20	21DT
A 940	3/4" Polyethylene Tubing (0.830" ID x 0.940" OD)	Black	Coil	500	6.4	0.3771	188.55	21DT
A 940RDS	3/4" Polyethylene Tubing (0.830" ID x 0.940" OD)	Black/ Red Stripe	Coil	500	6.4	0.3771	188.55	21DT
A 940WHS	3/4" Polyethylene Tubing (0.830" ID x 0.940" OD)	Black/ White Stripe	Coil	500	6.4	0.3771	188.55	21DT
A 940YS	3/4" Polyethylene Tubing (0.830" ID x 0.940" OD)	Black/ Yellow Stripe	Coil	500	6.4	0.3771	188.55	21DT
A 940PS	3/4" Polyethylene Tubing (0.830" ID x 0.940" OD)	Purple Stripe	Coil	500	6.4	0.3771	188.55	21DT
A 940/100	3/4" Polyethylene Tubing (0.830" ID x 0.940" OD)	Black	Coil	100	6.4	0.3931	39.31	21DT
A 940/1000	3/4" Polyethylene Tubing (0.830" ID x 0.940" OD)	Black	Coil	1,000	6.4	0.3931	393.10	21DT
A 1200	1" Polyethylene Tubing (1.06" ID x 1.200" OD)	Black	Coil	500	9.8	0.4177	208.85	21DT

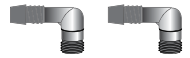

PROFESSIONAL
IRRIGATION

SWING RISER PIPE



Part No.	Description	Color	Coil Size (Ft.)	Carton Qty (Ft.)	Wt. per 100 Ft. (lbs.)	List Price (Ft.)	List Price (Rl.)	Product Class
SRP FLEX /20	20 ft. Coil, 1/2" FlexEE Swing Riser Pipe (0.490" ID x 0.690" OD) Shrink Wrap	Black	20	120	0.07	0.7151	14.302	21DT
SRP/100SH	100 ft. Coil, 1/2" FlexEE Swing Riser Pipe (0.490" ID x 0.690" OD) Shrink Wrap	Black	100	1,000	7.7	0.6405	64.05	21DT
SRP FLEX/100SH	100 ft. Coil, 1/2" Super FlexEE Swing Riser Pipe (0.490" ID x 0.690" OD) Shrink Wrap	Black	100	1,000	7.7	0.6666	66.66	21DT

SWING PIPE FITTINGS



Part No.	Description	Color	Pkg. Qty	Carton Qty.	Wt. per 100 (lbs.)	List Price (Ea.)	List Price (Pkg.)	Product Class
SBA 50	1/2" Male NPT x Spiral Barbed Adapter	Black	50	500	1.6	0.6722	33.61	21DI
SBA 75	3/4" Male NPT x Spiral Barbed Adapter	Black	50	500	2.0	0.6722	33.61	21DI
SBEL 50	1/2" Male NPT x Spiral Barbed Elbow	Black	50	500	2.2	0.6722	33.61	21DI
SBEL 75	3/4" Male NPT x Spiral Barbed Elbow	Black	50	500	2.6	0.6722	33.61	21DI
SBC 50	1/2" Spiral Barbed Coupler	Black	50	500	1.4	0.6202	31.01	21DI

ECONOMY SWING/SWIVEL JOINT

PVC/Poly Econo Swing Joints



Part No.	Description	Color	Pkg. Qty.	List Price (Pkg.)	Product Class
TSE-0500-6	STANDARD TRIP SWING ECONO 6"	Black	100	3.59	42TS
TSE-0500-6R	RETROFIT TRIP SWING ECONO 6"	Black	50	4.41	42TS
TSE-0500-12	STANDARD TRIP SWING ECONO 12"	Black	50	4.05	42TS
TSE-0500-12R	1/2" x 12" MIPT x MIPT *	Black	50	4.68	42TS
TSE-0507-6	1/2" x 3/4" TSE ASSEMBLY 6"	Black	50	3.59	42TS
TSE-0507-6R	1/2" x 3/4" RETRO FIT SWING 6"	Black	50	4.89	42TS
TSE-0507-12	1/2" x 3/4" ASSEMBLY 12"	Black	50	4.05	42TS
TSE-0507-18	1/2" x 3/4" ASSEMBLY 18"	Black	50	5.02	42TS
TSE-0750-6	3/4" STANDARD ECONO TRIPLE SWING 6"	Black	50	4.20	42TS
TSE-0750-6R	3/4" RETRO ECONO TRIPLE SWING 6"	Black	50	5.14	42TS
TSE-0750-12	3/4" ECONO TRIPLE SWING 12"	Black	50	4.66	42TS
TSE-0750-12R	3/4" x 12" MIPT x MIPT *	Black	50	6.07	42TS

* Economy Triple Swing Assembly








IPS FLEX PIPE



Part No.	Description	Color	Pkg. Qty	Wt. per 100 (lbs.)	List Price (Ea.)	Product Class
IPS 50/3	36" Cut, 1/2" IPS Flex Vinyl Pipe (0.546" ID x .840" OD, .147" Wall)	Black	25	61.5	4.27	21DT
IPS 50/4	48" Cut, 1/2" IPS Flex Vinyl Pipe (0.546" ID x .840" OD, .147" Wall)	Black	25	82.0	5.74	21DT
IPS 75/3	36" Cut, 3/4" IPS Flex Vinyl Pipe (0.742" ID x 1.050" OD, .154" Wall)	Black	25	84.0	6.13	21DT
IPS 75/4	48" Cut, 3/4" IPS Flex Vinyl Pipe (0.742" ID x 1.050" OD, .154" Wall)	Black	25	112.0	8.15	21DT





Part No.	Description	Color	Coil Size (Ft.)	Wt. per 100 Ft. (lbs.)	List Price (Ft.)	List Price (Rl.)	Product Class
IPS 50/100	100 ft. Coil, 1/2" IPS Flex Vinyl Pipe (0.546" ID x .840" OD, .147" Wall)	Black	100	20.5	1.36	136.00	21DT
IPS 75/100	100 ft. Coil, 3/4" IPS Flex Vinyl Pipe (0.742" ID x 1.050" OD, .154" Wall)	Black	100	28.5	2.15	215.00	21DT

RISERS AND ASSEMBLIES











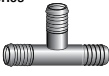
	Part No.	Description	Color	Pkg. Qty.	Carton Qty.	Wt. per 100 (lbs.)	List Price (Ea.)	List Price (Pkg.)	Product Class
	R 6	6" Riser Extension (0.160" ID x 0.300" OD)	Black	100	2,000	1.0	0.1867	18.67	21DI
	R 8	8" Riser Extension (0.160" ID x 0.300" OD)	Black	100	1,500	1.4	0.2105	21.05	21DI
	R 12	12" Riser Extension (0.160" ID x 0.300" OD)	Black	100	1,000	2.1	0.3101	31.01	21DI
	R 18	18" Riser Extension (0.160" ID x 0.300" OD)	Black	100	1,000	3.1	0.4346	43.46	21DI
	RATT 6	6" Riser (.160" ID) with Threaded Adapter	Black	100	1,500	1.2	0.5455	54.55	21DI
	RATT 8	8" Riser (.160" ID) with Threaded Adapter	Black	100	1,500	1.5	0.5704	57.04	21DI
	RATT 12	12" Riser (.160" ID) with Threaded Adapter	Black	100	1,000	2.2	0.6700	67.00	21DI
	RATT 18	18" Riser (.160" ID) with Threaded Adapter	Black	100	1,000	3.2	0.8069	80.69	21DI
	RABB 8	8" Riser (.160" ID) with Barbed Adapter	Black	100	1,000	1.5	0.5082	50.82	21DI
	RABB 12	12" Riser (.160" ID) with Barbed Adapter	Black	100	1,000	2.2	0.5907	59.07	21DI
	RABB 18	18" Riser (.160" ID) with Barbed Adapter	Black	100	600	3.2	0.7424	74.24	21DI
	RABT 6	6" Riser (.160" ID) with Barbed Adapter	Black	100	1,500	1.1	0.5455	54.55	21DI
	RABT 8	8" Riser (.160" ID) with Barbed Adapter	Black	100	1,500	1.5	0.5704	57.04	21DI
	RABT 12	12" Riser (.160" ID) with Barbed Adapter	Black	100	1,000	2.2	0.6700	67.00	21DI
	RABT 18	18" Riser (.160" ID) with Barbed Adapter	Black	100	600	3.2	0.8069	80.69	21DI
	S5R6	6" Riser (R6) Pre-Assembled onto Elbow Stake (S5)	Black	100	1,000	2.5	1.0800	108.00	21DI
	S5R12	12" Riser (R12) Pre-Assembled onto Elbow Stake (S5)	Black	100	600	3.6	1.2000	120.00	21DI
	HYP 250	Hydro-Pop™ Pop-up Riser with 1/4" Compression Fit Inlet Max. 9" Extension (Min. Pressure Required = 15 psi)	Black	25	100	12.9	7.61	N/A	21DI
	HYP 500	Hydro-Pop™ Pop-up Riser with 1/2" MPT Inlet Max. 9" Extension (Min. Pressure Required = 15 psi)	Black	25	100	13.1	7.77	N/A	21DI
	HYPJ 250	Hydro-Pop™ Pop-up Riser with 1/4" Compression Fit Inlet Max. 5" Extension (Min. Pressure Required = 15 psi)	Black	25	150	9.7	7.30	N/A	21DI
	HYPJ 500	Hydro-Pop™ Pop-up Riser with 1/2" MPT Inlet Max. 5" Extension (Min. Pressure Required = 15 psi)	Black	25	150	10.0	7.46	N/A	21DI
	PUPS	Hydro-Pop™ Protector Sleeve (Use with TF, DAFT, MF, VF, AF)	Black	25	150	4.3	3.13	N/A	21DI

PROFESSIONAL IRRIGATION















LANDSCAPE SPRINKLER PRODUCTS

	Part No.	Description	Color	Pkg. Qty.	List Price (Ea.)	Product Class
Cutoff Risers 	FCO-0500	1/2" x 6" FLEX Cutoff	Black	500	1.01	42LS
	FCO-0750-R	1/2" x 3/4" x 6" MIPT x MIPT Flex-Cutoff	Black	500	1.38	42LS
	MCO-0500	1/2" x 6" MIPT x MIPT Multi-Cutoff	Black	500	1.22	42LS
	MCO-0500-12	1/2" x 12" MIPT x MIPT Multi-Cutoff	Black	250	2.14	42LS
	MCO-0750	3/4" x 6" MIPT x MIPT Multi-Cutoff	Black	500	1.36	42LS
	MCO-0750-R	1/2" x 3/4" x 6" MIPT x MIPT Multi-Cutoff	Black	500	1.51	42LS
	Flex Vinyl Nipples 	FVN-0500-3	1/2" x 3" MIPT x MIPT Flexible Vinyl Nipple	Black	500	0.82
FVN-0500-4		1/2" x 4" MIPT X MIPT Flexible Vinyl Nipple	Black	500	0.93	42LS
FVN-0500-4F		1/2" x 3" FIPT x MIPT Flexible Vinyl Nipple	Black	500	0.99	42LS
FVN-0500-6		1/2" x 6" MIPT X MIPT Flexible Vinyl Nipple	Black	500	1.07	42LS
FVN-0500-6F		1/2" x 6" FIPT x MIPT Flexible Vinyl Nipple	Black	500	1.16	42LS
Flex Risers 	FR-0500-4	1/2" x 4" MIPT x MIPT Flex-Riser	Black	100	2.70	42LS
	FR-0500-4F	1/2" x 4" MIPT x MIPT Flex-Riser	Black	100	3.01	42LS
	FR-0500-6	1/2" x 6" MIPT x MIPT Flex-Riser	Black	100	3.45	42LS
	FR-0500-6F	1/2" x 6" MIPT x MIPT Flex-Riser	Black	100	4.01	42LS
	FR-0500-PU	1/2" MIPT x SHANK x MIPT Flex-Riser	Black	100	3.89	42LS
	FR-0750-6	3/4" x 6" MIPT x MIPT Flex-Riser	Black	50	5.17	42LS
	FR-1000-7	1" x 7" MIPT x MIPT Flex-Riser	Black	25	12.54	42LS
Riser Extension 	RE-0500-1	3/4" x 1/2" FIPT x MIPT Riser Extension	Black	300	0.86	42LS

LANDSCAPE SPRINKLER PRODUCTS (CONT.)









	Part No.	Description	Color	Pkg. Qty.	List Price (Ea.)	Product Class
Cutoff Riser Extension 	CRE-0500-3	1/2" x 3" FIPT x MIPT Cutoff Riser Extension	Black	200	1.23	42LS
	CRE-0750-4	3/4" x 4" FIPT x MIPT Cutoff Riser Extension	Black	200	1.73	42LS
Street Elbows 	STL-0500	1/2" 90° FIPT x MIPT Street Elbow	Black	1,600	0.71	42LS
	STL-0750	3/4" 90° FIPT x MIPT Street Elbow	Black	1,000	0.92	42LS
Shrub Adapter 	SAM-0500	1/2" Male Sprinkler Adapter	Black	200	0.82	42LS
Anti-Freeze Drain Valve 	AFD-0500	1/2" x 1/2" MIPT x Screen Anti-Freeze Drain Valve	Black	200	7.65	42LS
	AFD-0750	3/4" x 1/2" MIPT x Screen Anti-Freeze Drain Valve	Black	200	8.52	42LS
Head-Lok 	HL-0500	1/2" FIPT x MIPT Head-Lok	Gray	100	4.01	42LS
	HL-0750	3/4" FIPT x MIPT Head-Lok	Gray	100	4.76	42LS
Stub Wrench 	SW-0500-C	1/2" + 3/4 Plastic Riser Extractor	Silver/Red	258	11.14	42LS
Swing Pipe Fittings FPA Series 	FPA-0500	1/2" MPT x Spiral Barb Adapter	Black	300	0.37	42LS
	FPA-0750	3/4" MPT x Spiral Barb Adapter	Black	250	0.37	42LS
FPE Series 	FPE-0500	1/2" MPT x Spiral Barb Elbow	Black	400	0.29	42LS
	FPE-0750	3/4" MPT x Spiral Barb Elbow	Black	250	0.29	42LS
FPE-FPT Series 	FPE-0500F	1/2" FPT x Spiral Barb Elbow	Black	400	0.41	42LS
FPC Series 	FPC-0490	Spiral Barb x Spiral Barb Connector	Black	250	0.29	42LS
FPT Series 	FPT-0500	Spiral Barb x Spiral Barb x Spiral Barb Tee	Black	500	0.41	42LS
FP Series	FP-0490	Swing Pipe (Sold in 100' Coil)	Black	1	131.75	42LS

MICRO-FITTINGS

Part No.	Description	Color	Pkg. Qty.	Carton Qty.	Wt. per 100 (lbs.)	List Price (Ea.)	List Price (Pkg.)	Product Class
	BT 250 Adapter – Barbed x Thread (Fits 0.160" ID - 0.170" ID Tubing)	Black	100	2,000	0.1	0.224	22.40	21DI
	TT 250 Adapter – Thread x Thread (Fits 0.160" ID - 0.170" ID Tubing)	Black	100	2,000	0.1	0.224	22.40	21DI
	C 125 Connector (Barbed x Barbed) (Fits 0.125" ID Tubing)	Black	100	5,000	0.1	0.1297	12.97	21DI
	C 250 Connector (Barbed x Barbed) (Fits 0.160" ID - 0.170" ID Tubing)	Black	100	10,000	0.1	0.1297	12.97	21DI
	DBC 250 Double Barbed Connector (Barbed x Barbed) (Fits 0.160" ID - 0.170" ID Tubing)	Black	100	10,000	0.1	0.1324	13.24	21DI
	BB 250 Adapter (Barbed x Barbed) (Fits 0.160" ID - 0.170" ID Tubing)	Black	100	5,000	0.1	0.1418	14.18	21DI
	T 250 Tee (Barbed x Barbed x Barbed) (Fits 0.160" ID - 0.170" ID Tubing)	Black	100	3,000	0.2	0.2072	20.72	21DI
	EL 250 Elbow (Barbed x Barbed) (Fits 0.160" ID - 0.170" ID Tubing)	Black	100	5,000	0.1	0.1806	18.06	21DI
	GP 2 Dual Goof Plug (20/Rack)	Black	100	10,000	0.1	0.0643	6.43	21DI
	GP 2B Bulk Packaged 2-Sided Goof Plug	Black	10,000		0.1	0.0532	532.00	21DI
	SAJ Adapter for Hydro-Flo™, Dial-a-Flo™ (DAFT), Agri-Flo™, Micro-Flo™ Jets (1/2" FIPT x 10-32 NPT)	Black	100	400	1.5	0.6202	62.02	21DI
	SAT Adapter for A220, and A250 Tubing (1/2" FIPT x Barb)	Black	100	400	1.1	1.19	119.00	21DI
	REA Adapter for 1/4" Barbed Drip Emitter (1/2" FIPT x Emitter Socket Adapter)	Black	100	400	1.3	1.34	134.00	21DI
	ST 250 Adapter for Dura-Flo™ JR and 1/4" Tubing (1/2" FIPT x 1/4" Barbed Swivel Tee)	Black	100	300	1.4	1.71	171.00	21DI
	SEL 250 Adapter for Dura-Flo™ JR and 1/4" Tubing (1/2" FIPT x 1/4" Barbed Swivel Elbow)	Black	100	300	1.4	1.71	171.00	21DI
	RA 250 Riser Extension Adapter (1/2" FIPT x 1/2" MIPT x 1/4" Barb)	Black	25	150	2.6	1.90	47.50	21DI

PROFESSIONAL IRRIGATION

SMART-LOC™ MULTI-DIAMETER FITTINGS

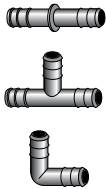
Part No.	Description	Color	Pkg. Qty.	Carton Qty.	Wt. per 100 (lbs.)	List Price (Ea.)	List Price (Pkg.)	Product Class
	CMAF 75-18 3/4" Male Pipe Thread Adapter (Fits 0.620" to 0.710" OD Tubing)	Black	25	250	0.375	1.11	27.75	21DI
	SLC 18 Multi-Diameter Coupling (Fits 0.620" to 0.710" OD Tubing)	Black	25	250	0.375	0.9863	24.6575	21DI
	CEP 18 Multi-Diameter End Plug (Fits 0.620" to 0.710" OD Tubing)	Black	25	250	0.375	1.53	38.25	21DI
	CEL 18 Multi-Diameter Elbow (Fits 0.620" to 0.710" OD Tubing)	Black	25	250	0.375	1.61	40.25	21DI
	CMAH 18 Multi-Diameter MHT Adapter (Fits 0.620" to 0.710" OD Tubing)	Black	25	250	0.375	1.09	27.25	21DI
	CSA 18 Multi-Diameter FHT Swivel Adapter with Screen (Fits 0.620" to 0.710" OD Tubing)	Black	25	250	0.375	1.95	48.75	21DI
	CMAF 5-18 1/2" Male Pipe Thread Adapter (Fits 0.620" to 0.710" OD Tubing)	Black	25	250	0.375	1.11	27.75	21DI
	CT 18 Multi-Diameter Tee (Fits 0.620" to 0.710" OD Tubing)	Black	25	250	0.375	2.03	50.75	21DI

17MM INSERT FITTINGS



Part No.	Description	Color	Pkg. Qty.	Carton Qty.	Wt. per 100 (lbs.)	List Price (Ea.)	List Price (Pkg.)	Product Class
BTMA 1750	1/2" Barbed Male Adapter	Brown	10	2,000	1.71	0.7236	7.24	21DI
BTMA 1775	3/4" Barbed Male Adapter	Brown	10	1,000	2.40	0.7347	7.35	21DI
BV 17	Insert Ball Valve (Fits 17mm & 18mm Tubing)	Black	5	100	4.10	4.55	22.75	21DI
C 17	Insert Barbed Coupling (Fits 17mm & 18mm Tubing)	Brown	25	2,000	1.13	0.502	12.55	21DI
CX 17	Insert Cross (Fits 17mm & 18mm Tubing)	Brown	25	100	1.321	1.76	44.00	21DI
EL 17	Insert Barbed Elbow (Fits 17mm & 18mm Tubing)	Brown	25	1,000	1.32	0.758	18.95	21DI
T 17	Insert Barbed Tee (Fits 17mm & 18mm Tubing)	Brown	25	1,000	1.73	0.758	18.95	21DI
TMA 1750	Insert Barbed Tee (Fits 17mm & 18mm Tubing)	Brown	10	100	2.35	0.9597	9.60	21DI
YMA 1775	Insert Barbed Tee (Fits 17mm & 18mm Tubing)	Brown	10	100	4.15	1.81	18.10	21DI

16MM INSERT FITTINGS













Part No.	Description	Color	Pkg. Qty.	Carton Qty.	Wt. per 100 (lbs.)	List Price (Ea.)	List Price (Pkg.)	Product Class
C 520	Insert Barbed Coupling (Fits A 620 Tubing)	Black	100	1,000	0.8	0.3689	36.89	21DI
T 520	Insert Barbed Tee (Fits A 620 Tubing)	Black	100	600	1.0	0.5149	51.49	21DI
EL 520	Insert Barbed Elbow (Fits A 620 Tubing)	Black	100	400	1.1	1.0423	104.23	21DI

SOLVENT WELD ADAPTERS



Part No.	Description	Color	Pkg. Qty.	Carton Qty.	Wt. per 100 (lbs.)	List Price (Ea.)	List Price (Pkg.)	Product Class
CA 250	Compression Adapter (1/2" Slip x .250" OD Tubing)	Orange	100	2,000	0.6	0.297	29.70	21DI
CA 300	Compression Adapter (1/2" Slip x .307" OD Tubing)	Gray	100	2,000	0.6	0.297	29.70	21DI
CA 500	Compression Adapter (1/2" Slip x .455" to .480" OD Tubing)	Red	100	2,000	0.6	0.297	29.70	21DI
CA 600	Compression Adapter (1/2" Slip x .610" to .640" OD Tubing)	Green	100	2,000	0.5	0.297	29.70	21DI
CA 700	Compression Adapter (1/2" Slip x .680" to .704" OD Tubing)	Black	100	2,000	0.4	0.297	29.70	21DI
CA 710	Compression Adapter (1/2" Slip x .704" to .710" OD Tubing)	Blue	100	2,000	0.4	0.297	29.70	21DI
CA 800	Compression Adapter (3/4" Slip x .830" OD Tubing)	Black	100	1,000	0.8	0.5043	50.43	21DI
CA 900	Compression Adapter (3/4" Slip x .940" OD Tubing)	Gray	100	1,000	0.8	0.5043	50.43	21DI
SA 700	Socket Adapter - ID Bonds over 1/2" PVC Pipe, OD Bonds into 3/4" PVC Socket	Black	100	600	1.5	0.8777	87.77	21DI

COMPRESSION FITTINGS



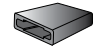
	Part No.	Description	Color	Pkg. Qty.	Carton Qty.	Wt. per 100 (lbs.)	List Price (Ea.)	List Price (Pkg.)	Product Class
	CC 500	Compression Coupling (Fits .455" to .480" OD Tubing)	Red	25	1,000	3.0	0.7879	19.6975	21DI
	CC 600	Compression Coupling (Fits .610" to .640" OD Tubing)	Green	25	1,000	2.8	0.7879	19.6975	21DI
	CC 700	Compression Coupling (Fits .680" to .704" OD Tubing)	Black	25	1,000	2.8	0.7879	19.6975	21DI
	CC 710	Compression Coupling (Fits .704" to .710" OD Tubing)	Blue	25	1,000	2.7	0.7879	19.6975	21DI
	CC 800	Compression Coupling (Fits .830" OD Tubing)	Black	25	500	6.0	1.07	26.75	21DI
	CC 900	Compression Coupling (Fits .940" OD Tubing)	Gray	25	500	5.7	1.07	26.75	21DI
	RCC 6070	Reducing Compression Coupling (600 to 700 Series)	Green	25	1,000	2.9	0.8443	21.1075	21DI
	RCC 6071	Reducing Compression Coupling (600 to 710 Series)	Blue	25	1,000	2.8	0.8443	21.1075	21DI
	RCC 7071	Reducing Compression Coupling (700 to 710 Series)	Blue	25	1,000	2.7	0.8443	21.1075	21DI
	RCC 5070	Reducing Compression Coupling (500 to 700 Series)	Red	25	1,000	2.9	0.8443	21.1075	21DI
	RCC 7090	Reducing Compression Coupling (700 to 900 Series)	Black/Gray	25	500	4.0	1.69	42.25	21DI
	CEL 500	Compression Elbow (.455" to .480" OD Tubing)	Red	25	800	4.0	1.20	30.00	21DI
	CEL 600	Compression Elbow (.610" to .640" OD Tubing)	Green	25	800	3.9	1.20	30.00	21DI
	CEL 700	Compression Elbow (.680" to .704" OD Tubing)	Black	25	800	3.7	1.20	30.00	21DI
	CEL 710	Compression Elbow (.704" to .710" OD Tubing)	Blue	25	800	3.7	1.20	30.00	21DI
	CEL 800	Compression Elbow (Fits .830" OD Tubing)	Black	25	500	6.1	1.68	42.00	21DI
	CEL 900	Compression Elbow (Fits .940" OD Tubing)	Gray	25	500	5.9	1.68	42.00	21DI
	CT 500	Compression Tee (.455" to .480" OD Tubing)	Red	15	480	5.7	1.20	18.00	21DI
	CT 600	Compression Tee (.610" to .640" OD Tubing)	Green	15	480	5.5	1.20	18.00	21DI
	CT 700	Compression Tee (.680" to .704" OD Tubing)	Black	15	480	5.2	1.20	18.00	21DI
	CT 710	Compression Tee (.704" to .710" OD Tubing)	Blue	15	480	5.2	1.20	18.00	21DI
	CT 800	Compression Tee (Fits .830" OD Tubing)	Black	25	300	8.7	2.50	62.50	21DI
	CT 900	Compression Tee (Fits .940" OD Tubing)	Gray	25	300	8.4	2.45	61.25	21DI
	CEP 600	End Plug with Unscrewing Cap (Fits .610" to .640" OD Tubing)	Green	25	800	4.0	1.20	30.00	21DI
	CEP 700	End Plug with Unscrewing Cap (Fits .680" to .704" OD Tubing)	Black	25	800	4.0	1.20	30.00	21DI
	CEP 710	End Plug with Unscrewing Cap (Fits .704" to .710" OD Tubing)	Blue	25	800	4.0	1.20	30.00	21DI
	CEP 900	End Plug with Unscrewing Cap (Fits .940" OD Tubing)	Gray	25	800	5.1	1.88	47.00	21DI

PROFESSIONAL
IRRIGATION

COMPRESSION MALE ADAPTERS

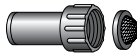
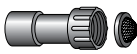
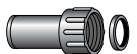

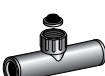
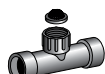




	Part No.	Description	Color	Pkg. Qty.	Carton Qty.	Wt. per 100 (lbs.)	List Price (Ea.)	List Price (Pkg.)	Product Class
	CMAH 500	3/4" MHT Adapter (Fits .455" to .480" OD Tubing)	Red	50	1,000	2.3	0.7786	38.93	21DI
	CMAH 600	3/4" MHT Adapter (Fits .610" to .640" OD Tubing)	Green	50	1,000	2.3	0.7786	38.93	21DI
	CMAH 700	3/4" MHT Adapter (Fits .680" to .704" OD Tubing)	Black	50	1,000	2.2	0.7786	38.93	21DI
	CMAH 710	3/4" MHT Adapter (Fits .704" to .710" OD Tubing)	Blue	50	1,000	2.2	0.7786	38.93	21DI
	CMAH 900	3/4" MHT Adapter (Fits .940" OD Tubing)	Gray	25	700	3.3	1.38	34.50	21DI
	CMAH 500	3/4" MIPT Adapter (Fits .455" to .480" OD Tubing)	Red	50	1,000	2.3	0.9235	46.175	21DI
	CMAH 600	3/4" MIPT Adapter (Fits .610" to .640" OD Tubing)	Green	50	1,000	2.2	0.9235	46.175	21DI
	CMAH 700	3/4" MIPT Adapter (Fits .680" to .704" OD Tubing)	Black	50	1,000	2.2	0.9235	46.175	21DI
	CMAH 710	3/4" MIPT Adapter (Fits .704" to .710" OD Tubing)	Blue	50	1,000	2.1	0.9235	46.175	21DI
	CMAH 900	3/4" MIPT Adapter (Fits .940" OD Tubing)	Gray	25	800	3.3	1.56	39.00	21DI
	CMAH 5-600	1/2" MIPT Adapter (Fits .610" to .640" OD Tubing)	Green	50	1,000	1.6	1.09	54.50	21DI
	CMAH 5-700	1/2" MIPT Adapter (Fits .680" to .704" OD Tubing)	Black	50	1,000	1.5	1.09	54.50	21DI
	CMAH 5-710	1/2" MIPT Adapter (Fits .704" to .710" OD Tubing)	Blue	50	1,000	1.5	1.09	54.50	21DI

FIGURE 8 END ENCLOSURES

	Part No.	Description	Color	Pkg. Qty.	Carton Qty.	Wt. per 100 (lbs.)	List Price (Ea.)	List Price (Pkg.)	Product Class
	F 870	Figure "8" End Plug (Fits .620" OD to .710" OD Tubing)	Black	100	3,000	0.7	0.2449	24.49	21DI
	F 890	Figure "8" End Plug (Fits .830" OD to .940" OD Tubing)	Black	100	1,500	1.5	0.5149	51.49	21DI
	TEC	Thin Walled Tape End Closure	Black	100	200	1.6	0.3826	38.26	21DI









3/4" SWIVEL FITTINGS

	Part No.	Description	Color	Pkg. Qty.	Carton Qty.	Wt. per 100 (lbs.)	List Price (Ea.)	List Price (Pkg.)	Product Class
	CSA 500	3/4" FHT Swivel Adapter w/Screen (Fits .610" to .640" OD Tubing)	Red	25	800	3.8	1.56	39.00	21DI
	CSA 600	3/4" FHT Swivel Adapter w/Screen (Fits .610" to .640" OD Tubing)	Green	25	800	3.8	1.56	39.00	21DI
	CSA 700	3/4" FHT Swivel Adapter w/Screen (Fits .680" to .704" OD Tubing)	Black	25	800	3.8	1.56	39.00	21DI
	CSA 710	3/4" FHT Swivel Adapter w/Screen (Fits .704" to .710" OD Tubing)	Blue	25	800	3.6	1.56	39.00	21DI
	CSA 800	3/4" FHT Swivel Adapter w/Screen (Fits .830" OD Tubing)	Black	25	600	5.0	2.78	69.50	21DI
	CSA 900	3/4" FHT Swivel Adapter w/Screen (Fits .940" OD Tubing)	Gray	25	600	4.8	2.78	69.50	21DI
	CSAW 500	3/4" FHT Swivel Adapter w/Washer (Fits .455" to .480" OD Tubing)	Red	25	800	3.6	1.27	31.75	21DI
	CSAW 600	3/4" FHT Swivel Adapter w/Washer (Fits .610" to .640" OD Tubing)	Green	25	800	3.6	1.27	31.75	21DI
	CSAW 700	3/4" FHT Swivel Adapter w/Washer (Fits .680" to .704" OD Tubing)	Black	25	800	3.5	1.27	31.75	21DI
	CSAW 710	3/4" FHT Swivel Adapter w/Washer (Fits .704" to .710" OD Tubing)	Blue	25	800	3.5	1.27	31.75	21DI
	CSAW 800	3/4" FHT Swivel Adapter w/Washer (Fits .830" OD Tubing)	Black	25	600	4.7	2.48	62.00	21DI
	CSAW 900	3/4" FHT Swivel Adapter w/Washer (Fits .940" OD Tubing)	Gray	25	600	4.7	2.48	62.00	21DI
	CST 500	3/4" FHT Swivel Tee w/Screen (Fits .610" to .640" OD Tubing)	Red	15	480	6.4	1.89	28.35	21DI
	CST 600	3/4" FHT Swivel Tee w/Screen (Fits .610" to .640" OD Tubing)	Green	15	480	6.4	1.89	28.35	21DI
	CST 700	3/4" FHT Swivel Tee w/Screen (Fits .680" to .704" OD Tubing)	Black	15	480	6.2	1.89	28.35	21DI
	CST 710	3/4" FHT Swivel Tee w/Screen (Fits .704" to .710" OD Tubing)	Blue	15	480	6.3	1.89	28.35	21DI
	CST 800	3/4" FHT Swivel Tee w/Screen (Fits .830" OD Tubing)	Black	25	300	9.0	3.53	88.25	21DI
	CST 900	3/4" FHT Swivel Tee w/Screen (Fits .940" OD Tubing)	Gray	25	300	8.3	3.53	88.25	21DI
	CSTW 600	3/4" FHT Swivel Tee w/Washer (Fits .610" to .640" OD Tubing)	Green	15	480	6.0	1.59	23.85	21DI
	CSTW 700	3/4" FHT Swivel Tee w/Washer (Fits .680" to .704" OD Tubing)	Black	15	480	5.9	1.59	23.85	21DI
	CSTW 710	3/4" FHT Swivel Tee w/Washer (Fits .704" to .710" OD Tubing)	Blue	15	480	6.0	1.59	23.85	21DI
	CSTW 900	3/4" FHT Swivel Tee w/Washer (Fits .940" OD Tubing)	Gray	25	300	8.0	3.27	81.75	21DI
	CSEL 700	3/4" FHT Swivel Elbow w/Screen (Fits .680" to .704" OD Tubing)	Black	25	500	4.7	1.89	47.25	21DI
	CSEL 710	3/4" FHT Swivel Elbow w/Screen (Fits .704" to .710" OD Tubing)	Blue	25	500	4.7	1.89	47.25	21DI
	CSELW 600	3/4" FHT Swivel Elbow w/Washer (Fits .610" to .640" OD Tubing)	Green	25	500	4.4	1.59	39.75	21DI
	CSELW 700	3/4" FHT Swivel Elbow w/Washer (Fits .680" to .704" OD Tubing)	Black	25	500	4.4	1.59	39.75	21DI
	CSELW 710	3/4" FHT Swivel Elbow w/Washer (Fits .704" to .710" OD Tubing)	Blue	25	500	4.4	1.59	39.75	21DI

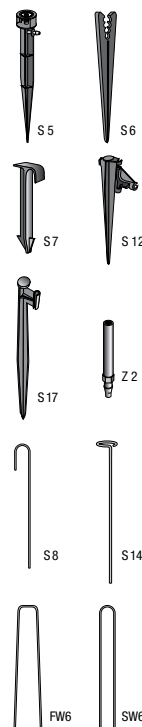
PROFESSIONAL IRRIGATION

1/2" RISER ADAPTERS

	Part No.	Description	Color	Pkg. Qty.	Carton Qty.	Wt. per 100 (lbs.)	List Price (Ea.)	List Price (Pkg.)	Product Class
	RSF 100	1/2" Riser Swivel Filter with 100 Mesh Stainless Steel Screen – Maximum Flow 2 GPM (1/2" MIPT x 1/2" FIPT Swivel)	Black	25	100	3.2	6.70	167.50	21DI
	RS	1/2" Riser Swivel (1/2" MIPT x 1/2" FIPT Swivel)	Black	25	100	3.0	2.46	61.50	21DI
	RST 700	1/2" Riser Swivel Tee with 100 Mesh Filter (Fits .680" to .704" OD Tubing)	Black	40	80	6.3	7.46	298.40	21DI
	RST 710	1/2" Riser Swivel Tee with 100 Mesh Filter (Fits .704" to .710" OD Tubing)	Blue	40	80	6.3	7.46	298.40	21DI
	RSTW 600	1/2" Riser Swivel Tee (Fits .610" to .640" OD Tubing)	Green	40	80	5.9	2.81	112.40	21DI
	RSTW 700	1/2" Riser Swivel Tee (Fits .680" to .704" OD Tubing)	Black	40	80	6.1	2.81	112.40	21DI
	RSTW 710	1/2" Riser Swivel Tee (Fits .704" to .710" OD Tubing)	Blue	40	80	6.0	2.81	112.40	21DI
	RSEL 700	1/2" Riser Swivel Elbow with 100 Mesh Filter (Fits .680" to .704" OD Tubing)	Black	50	100	5.0	7.46	373.00	21DI
	RSEL 710	1/2" Riser Swivel Elbow with 100 Mesh Filter (Fits .704" to .710" OD Tubing)	Blue	50	100	5.0	7.46	373.00	21DI
	RSELW 600	1/2" Riser Swivel Elbow (Fits .610" to .640" OD Tubing)	Green	50	100	4.8	2.81	140.50	21DI
	RSELW 700	1/2" Riser Swivel Elbow (Fits .680" to .704" OD Tubing)	Black	50	100	4.8	2.81	140.50	21DI
	RSELW 710	1/2" Riser Swivel Elbow (Fits .704" to .710" OD Tubing)	Blue	50	100	4.8	2.81	140.50	21DI



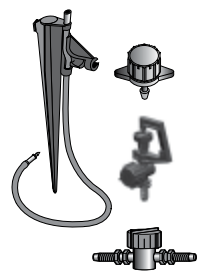
STAKES



Part No.	Description	Color	Pkg. Qty.	Carton Qty.	Wt. per 100 (lbs.)	List Price (Ea.)	List Price (Pkg.)	Product Class
S 5	5" Plastic Elbow Stake with 1/4" Barbed Side Inlet and 10/32 NPT Top Outlet	Black	100	1,500	1.4	0.7359	73.59	21DI
S 6	6" Plastic Stake (Fits A 185, A 220 and A 250 Tubing)	Black	100	3,000	1.0	0.2328	23.28	21DI
S 7	6" Plastic Stake to Hold Down 0.620" to 0.710" OD Tubing	Black	50	700	2.9	0.5273	26.37	21DI
S 12	12" Plastic Stake to Hold A 250/V 250 Tubing	Black	100	300	6.2	0.593	59.30	21DI
S 17	17" Plastic Stake to Support 0.160" ID x 0.300" OD Rigid Risers	Black	250	250	9.4	0.7515	187.88	21DI
Z 2	Snap-in Adapter for S 17 Stake (10 - 32 Self Tap x 1/4" Barbed)	Black	100	1,000	0.5	0.4221	42.21	21DI
S 4	5", 14 Gauge, Galvanized Wire Stake	Silver	100	2,500	1.2	0.2328	23.28	21DI
S 8	8", 12 Gauge, Galvanized Wire Stake	Silver	100	2,000	0.5	0.2449	24.49	21DI
S 14	14", 11 Gauge, Galvanized Wire Stabilizer Stake for Rigid Riser Jet Assemblies	Silver	50	1,000	5.0	0.9235	46.18	21DI
FW6	6" Sod Staple Flat Top	Silver	1000	N/A	3.5	0.0813	81.30	21DT
FW6/100	6" Sod Staple Flat Top	Silver	100	1,000	3.5	0.0845	8.45	21DT
FW6/25	6" Sod Staple Flat Top	Silver	25	1,000	3.5	0.1104	2.76	21DT
SW6	6" Sod Staple Round Top	Silver	1000	N/A	3.4	0.0813	81.30	21DT
SW6/100	6" Sod Staple Round Top	Silver	100	1,000	3.4	0.0845	8.45	21DT
SW6/25	6" Sod Staple Round Top	Silver	25	1,000	3.4	0.1104	2.76	21DT

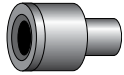
PROFESSIONAL IRRIGATION

STAKE ASSEMBLIES



Part No.	Description	Color	Pkg. Qty.	Carton Qty.	Wt. per 100 (lbs.)	List Price (Ea.)	List Price (Pkg.)	Product Class
TA 24-4	Assembly Comprising 24" Vinyl Tubing, Connector and S12 Stake (No Jet)	Black	100	200	10.7	1.50	150.00	21DI
TA 24-5	Emitter Assembly Comprising Dial-a-Flo™ (DAFB 360), 24" Vinyl Tubing with Connector and S 12 Stake	Black	100	200	11.2	2.09	209.00	21DI
TA 24-6	Jet Assembly Comprising Adjustable Micro-Flo™ Sprinkler (MFA), 24" Vinyl Tubing with Connector, and S 12 Stake	Black	100	200	11.9	3.41	341.00	21DI
TA 24-7	Assembly Comprising 24" Vinyl Tubing with Connector, with Valve for Flow Adjustment, and S 12 Stake	Black	100	200	11.1	2.30	230.00	21DI

AUTOMATIC FLUSH VALVES



Part No.	Description	Color	Pkg. Qty.	Carton Qty.	Wt. per 100 (lbs.)	List Price (Ea.)	List Price (Pkg.)	Product Class
FVA 600	Automatic Flush Valve - Closes at 7 psi (Fits .610" to .630" OD Tubing)	Green	25	500	1.5	3.13	78.25	21DI
FVA 700	Automatic Flush Valve - Closes at 7 psi (Fits .680" to .704" OD Tubing)	Black	25	500	1.4	3.13	78.25	21DI
FVA 710	Automatic Flush Valve - Closes at 7 psi (Fits .704" to .710" OD Tubing)	Blue	25	500	1.4	3.13	78.25	21DI

VALVES



Part No.	Description	Color	Pkg. Qty.	Carton Qty.	Wt. per 100 (lbs.)	List Price (Ea.)	List Price (Pkg.)	Product Class
MV 25	1/4" Flow Controlling Valve (Barbed x Barbed) (Fits 0.160" - 0.170" ID Tubing)	Black	100	500	0.4	1.34	134.00	21DI



MVT 25	1/4" Flow Controlling Valve (Thread x Thread) (Fits 0.160" ID x 0.300" OD Risers)	Black	100	500	0.4	1.37	137.00	21DI
--------	---	-------	-----	-----	-----	------	--------	------



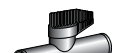
BV 75	3/4" FHT x 3/4" MHT Ball Valve	Black	25	150	3.8	2.78	69.50	21DI
-------	--------------------------------	-------	----	-----	-----	------	-------	------



YBV 75	3/4" FHT x 3/4" MHT "Y" Ball Valve	Black	25	100	8.2	4.83	120.75	21DI
--------	------------------------------------	-------	----	-----	-----	------	--------	------



FC	1/2" Flow Controlling Valve (1/2" Slip Socket x 1/2" Slip Socket)	Black	25	200	4.6	2.14	53.50	21DI
----	---	-------	----	-----	-----	------	-------	------



FC 500	1/2" Flow Controlling Valve (Fits .455" to .480" OD Tubing)	Red	25	200	5.8	2.46	61.50	21DI
--------	---	-----	----	-----	-----	------	-------	------



FC 600	1/2" Flow Controlling Valve (Fits .610" to .630" OD Tubing)	Green	25	200	5.6	2.46	61.50	21DI
--------	---	-------	----	-----	-----	------	-------	------

FC 700	1/2" Flow Controlling Valve (Fits .680" to .704" OD Tubing)	Black	25	200	5.4	2.46	61.50	21DI
--------	---	-------	----	-----	-----	------	-------	------

FC 710	1/2" Flow Controlling Valve (Fits .704" to .710" OD Tubing)	Blue	25	200	5.4	2.46	61.50	21DI
--------	---	------	----	-----	-----	------	-------	------



FC 800	3/4" Flow Controlling Valve (Fits .830" OD Tubing)	Black	25	125	7.6	2.78	69.50	21DI
--------	--	-------	----	-----	-----	------	-------	------






FC 900	3/4" Flow Controlling Valve (Fits .940" OD Tubing)	Gray	25	125	7.5	2.78	69.50	21DI
--------	--	------	----	-----	-----	------	-------	------

AIR/VACUUM VALVE




Part No.	Description	Color	Pkg. Qty.	Carton Qty.	Wt. per 100 (lbs.)	List Price (Ea.)	List Price (Pkg.)	Product Class
AVRV 50	1/2" Air/Vacuum Release Valve (1/2" MIPT Inlet)	Black	25	100	1.6	5.12	128.00	21DI

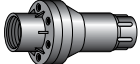
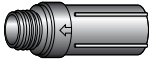
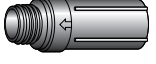
Y STRAINERS

	Part No.	Description	Color	Pkg. Qty.	Carton Qty.	Wt. per 100 (lbs.)	List Price (Ea.)	List Price (Pkg.)	Product Class
	YS 75	"Y" Filter, 3/4" MIPT, with 150 Mesh Polyester Screen Element (10 GPM Capacity, 150 psi Max. Pressure)	Black	1	50	33.1	N/A	20.44	21DI
	YSS 75	"Y" Filter, 3/4" MIPT, with 150 Mesh Stainless Steel Screen Element (10 GPM Capacity, 150 psi Max. Pressure)	Black	1	50	34.1	N/A	24.82	21DI
	YSV 75	"Y" Filter, 3/4" MIPT, with 150 Mesh Polyester Screen Element, Includes Flush Valve (10 GPM Capacity, 150 psi Max. Pressure)	Black	1	50	35.6	N/A	23.34	21DI
	YSVS 75	"Y" Filter, 3/4" MIPT, with 150 Mesh Stainless Steel Screen Element, Includes Flush Valve	Black	1	50	36.5	N/A	27.73	21DI
	YS 100	"Y" Filter, 1" MIPT, with 150 Mesh Polyester Screen Element (10 GPM Capacity, 150 psi Max. Pressure)	Black	1	50	36.6	N/A	20.44	21DI
	YSS 100	"Y" Filter, 1" MIPT, with 150 Mesh Stainless Steel Screen Element (10 GPM Capacity, 150 psi Max. Pressure)	Black	1	50	36.8	N/A	24.82	21DI
	YSV 100	"Y" Filter, 1" MIPT, with 150 Mesh Polyester Screen Element, Includes Flush Valve (10 GPM Capacity, 150 psi Max. Pressure)	Black	1	50	39.0	N/A	23.34	21DI
	YSVS 100	"Y" Filter, 1" MIPT, with 150 Mesh Stainless Steel Screen Element, Includes Flush Valve (10 GPM Capacity, 150 psi Max. Pressure)	Black	1	50	39.7	N/A	27.73	21DI
	OR 136	Replacement O-Ring for YS Filter Housing	Black	10	100	.03	0.7515	7.52	21DI

PRESSURE REGULATING WYE FILTER








	Part No.	Description	Color	Pkg. Qty.	Wt. per 100 (lbs.)	List Price (Pkg.)	Product Class
	PRYF 30	"Y" Filter 3/4" MPT 200 Mesh Filter - 30 psi Built-in Regulator, 0.20 - 5.0 GPM flow	Black	5	0.2535	33.20	21DI
	PRYF 40	"Y" Filter 1" MPT 200 Mesh Filter - 40 psi Built-in Regulator, 0.20 - 10.0 GPM flow	Black	5	0.3086	39.98	21DI

PRESSURE REGULATORS


	Part No.	Description	Color	Pkg. Qty.	Carton Qty.	Wt. per 100 (lbs.)	List Price (Ea.)	List Price (Pkg.)	Product Class
	PR 20	20 psi, 3/4" FIPT Pressure Regulator (0.1 to 8 GPM Flow Range)	Black	10	50	31.0	18.65	186.50	21DI
	PR 30	30 psi, 3/4" FIPT Pressure Regulator (0.1 to 8 GPM Flow Range)	Black	10	50	31.0	18.27	182.70	21DI
	PRM 30	30 psi, 3/4" FIPT Pressure Regulator (2 to 20 GPM Flow Range)	Black	10	50	31.0	19.82	198.20	21DI
	PRP 10	10 psi, Pipe Thread, Pressure Regulator (3/4" FPT In x 3/4" MPT Out, 0.2 to 10 GPM)	Red	10	50	15.3	11.17	111.70	21DI
	PRP 15	15 psi, Pipe Thread, Pressure Regulator (3/4" FPT In x 3/4" MPT Out, 0.2 to 10 GPM)	Brown	10	50	15.3	11.17	111.70	21DI
	PRP 20	20 psi, Pipe Thread, Pressure Regulator (3/4" FPT In x 3/4" MPT Out, 0.2 to 10 GPM)	Black	10	50	15.3	11.17	111.70	21DI
	PRP 25	25 psi, Pipe Thread, Pressure Regulator (3/4" FPT In x 3/4" MPT Out, 0.2 to 10 GPM)	Green	10	50	15.3	11.17	111.70	21DI
	PRP 30	30 psi, Pipe Thread, Pressure Regulator (3/4" FPT In x 3/4" MPT Out, 0.2 to 10 GPM)	Gray	10	50	15.3	11.17	111.70	21DI
	PRP 40	40 psi, Pipe Thread, Pressure Regulator (3/4" FPT In x 3/4" MPT Out, 0.2 to 10 GPM)	Blue	10	50	15.3	11.17	111.70	21DI
		PRH 10	10 psi, Hose Thread, Pressure Regulator (3/4" FHT In x 3/4" MHT Out, 0.2 to 10 GPM)	Red	10	50	15.3	11.17	111.70
PRH 15		15 psi, Hose Thread, Pressure Regulator (3/4" FHT In x 3/4" MHT Out, 0.2 to 10 GPM)	Brown	10	50	15.3	11.17	111.70	21DI
PRH 20		20 psi, Hose Thread, Pressure Regulator (3/4" FHT In x 3/4" MHT Out, 0.2 to 10 GPM)	Black	10	50	15.3	11.17	111.70	21DI
PRH 25		25 psi, Hose Thread, Pressure Regulator (3/4" FHT In x 3/4" MHT Out, 0.2 to 10 GPM)	Green	10	50	15.3	11.17	111.70	21DI
PRH 30		30 psi, Hose Thread, Pressure Regulator (3/4" FHT In x 3/4" MHT Out, 0.2 to 10 GPM)	Gray	10	50	15.3	11.17	111.70	21DI
PRH 40		40 psi, Hose Thread, Pressure Regulator (3/4" FHT In x 3/4" MHT Out, 0.2 to 10 GPM)	Blue	10	50	15.3	11.17	111.70	21DI

PROFESSIONAL IRRIGATION



FILTERS AND REPLACEMENT SCREENS

	Part No.	Description	Color	Pkg. Qty.	Carton Qty.	Wt. per 100 (lbs.)	List Price (Ea.)	List Price (Pkg.)	Product Class
	FIL 75	3/4" MHT x 3/4" FHT Inline Plastic Filter with 120 Mesh Screen (Maximum Flow of 7 GPM)	Black	10	50	12.4	7.46	74.60	21DI
	SP 150	Polyester Screen – 150 Mesh (Replacement for YS 75, YSV 75, YS 100, YSV 100 Filter)	Black	5	20	3.7	8.97	44.85	21DI
	SSS 150	Stainless Steel Screen (Replacement for YSS 75, YSVS 75, YSS 100 and YSVS 100 Filter)	Black	5	20	4.3	11.93	59.65	21DI
	SP 120	Polyester 120 Mesh Screen (Replacement for FIL 75)	Black	10	50	1.6	5.37	53.70	21DI
	SW 75	3/4" Filter Washer (30 Mesh, Stainless Steel)	Green	100	1,000	0.5	0.593	59.30	21DI
	SW 50	1/2" Filter Washer (100 Mesh, Stainless Steel)	Black	100	1,000	0.4	5.37	537.00	21DI
	SSPRY 200	Stainless Steel Filter Screen for PRYF 30 & 40	Black	1	20	3.5	N/A	13.53	21DI




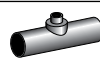

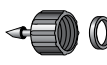


EMITTER ACCESS BOXES

	Part No.	Description	Color	Pkg. Qty.	Wt. per 100 (lbs.)	List Price (Ea.)	List Price (Pkg.)	Product Class
	EB 6	6" Emitter/Bubbler Access Box	Black	24	57.7	7.30	175.20	21DI
	EBDS 6	6" Emitter/Bubbler Access Box for Desert Landscaping	Tan	24	57.7	8.97	215.28	21DI
	EBRC 6	6" Emitter/Bubbler Access Box for Reclaimed Water	Purple	24	57.7	8.97	215.28	21DI

HOLE PUNCHES



	Part No.	Description	Color	Pkg. Qty.	Carton Qty.	Wt. per 100 (lbs.)	List Price (Ea.)	List Price (Pkg.)	Product Class
	HP 100	Hole Punch for 1/8" Fittings. Insert Tool for BT 250, TT 250 Fittings	Blue	10	150	3.8	3.87	38.70	21DI
	HP 125	Hole Punch for Iso-Flo™, PC Plus™, Multi-Flo™, Aqua-Flo™, Dial-a-Flo™, Super-Flo™, Misti-Flo™ and 1/4" Fittings. Insert Tool for BT 250, TT 250 Fittings	Green	10	150	3.8	3.87	38.70	21DI
	HP 125PRO	Hole Punch for 1/4" fittings, insert tool for PCP Drippers	Green	1	10	17.4	8.53	8.53	21DI
	PPT	Punch Pal™ Tool (Plastic Hole Punch Including Socket for Inserting Jets)	Orange	50	500	0.7	0.8964	44.82	21DI

TUBING ACCESSORIES AND MISCELLANEOUS

	Part No.	Description	Color	Pkg. Qty.	Carton Qty.	Wt. per 100 (lbs.)	List Price (Ea.)	List Price (Pkg.)	Product Class
	MC 250	1/4" Mounting Clamp (Fits A 220 & A 250 Tubing)	Black	100	4,000	0.2	0.1324	13.24	21DI
	MC 500	3/8" Mounting Clamp (Fits A 455 Tubing)	Black	100	1,500	0.4	0.1981	19.81	21DI
	MC 710	1/2" Mounting Clamp (Fits A 620 & A 700 Tubing)	Black	100	1,000	0.6	0.3577	35.77	21DI
	BP 250	Bug Plug for A 220 & A 250	Black	100	5,000	0.1	0.1297	12.97	21DI
	W 75	3/4" Vinyl Washer	Black	100	3,000	0.2	0.0928	9.28	21DI
	MTEE	1/2" Tee for Turbo-Flo™ Mister (TUR) (1/2" Slip x 1/2" Slip x 1/8" FIPT)	White	25	200	4.8	2.24	56.00	21DI
	CAP 75	3/4" FHT Cap with Washer	Black	100	1,500	1.8	0.593	59.30	21DI
	SAH	Adapter with Washer (3/4" FHT x 1/4" Barbed)	Black	100	500	1.7	1.19	119.00	21DI
	PHA 75	3/4" FHT Swivel x 3/4" FPT Swivel Adapter	Black	25	300	4.2	2.70	67.50	21DI
	TNPH	3/4" Transition Nipple (3/4" MHT x 3/4" MPT)	Black	100	500	2.8	1.50	150.00	21DI

PROFESSIONAL IRRIGATION

SPARE PARTS

	Part No.	Description	Color	Pkg. Qty.	Carton Qty.	Wt. per 100 (lbs.)	List Price (Ea.)	List Price (Pkg.)	Product Class
	ELI	Replacement Swivel Elbow for MFBL, CFL & PF Bubblers	Black	10	100	0.2	0.593	5.93	21DI
	MVI	Replacement Swivel Valve for MFBA Bubbler	Black	10	50	0.5	1.50	15.00	21DI



INVENTORY INQUIRIES 24 HOURS!

NEW! ndspro.net

PROFESSIONAL IRRIGATION PRODUCTS INDEX

Part No.	Page	Part No.	Page	Part No.	Page	Part No.	Page	Part No.	Page
A 185	36	A 940RDS	37	CMAH 600	44	DAFU 180	30	IPS 75/4	38
A 185/100	36	A 940WHS	37	CMAH 700	44	DAFU 360	30	IPS 75/100	38
A 185/500	36	A 940YS	37	CMAH 710	44	DAFU BUB	30	MC 250	51
A 185/1000	36	A 1200	37	CMAH 900	44	DAFU FAN	30	MC 500	51
A 185V/100	36	AFD-0500	40	CMAP 5-18	41	DBC 250	41	MC 710	51
A 185V/1000	36	AFD-0750	40	CMAP 5-600	44	DZK 700/710	29	MCO-0500	39
A 220	36	AFPC 5	30	CMAP 5-700	44	EB 6	50	MCO-0500-12	39
A 220/100	36	AFPC 5/25	30	CMAP 5-710	44	EBDS 6	50	MCO-0750	39
A 220/1000	36	AFPC 5/1000	30	CMAP 75-18	41	EBRC 6	50	MCO-0750-R	39
A 220/2500	36	AFPC 5B	30	CMAP 500	44	EL 17	42	MFA	30
A 220V	36	AFPC 10	30	CMAP 600	44	EL 250	41	MFBA	30
A 220V/100	36	AFPC 10/25	30	CMAP 700	44	EL 520	42	MFBL 2	29
A 220V/500	36	AFPC 10/1000	30	CMAP 710	44	ELI	51	MFBL 6	29
A 220V/1000	36	AFPC 10B	30	CMAP 900	44	F 870	44	MFBL 10	29
A 220V/2500	36	AFPC 20	30	CRE-0500-3	40	F 890	44	MFBL 20	29
A 250	36	AFPC 20/25	30	CRE-0750-4	40	FC	48	MIL 5	31
A 250/50	36	AFPC 20/1000	30	CSA 18	41	FC 500	48	MIL 10	31
A 250/100	36	AFPC 20B	30	CSA 500	45	FC 600	48	MTEE	51
A 250/500	36	AFPC 50	30	CSA 600	45	FC 700	48	MV 25	48
A 250/1000	36	AFPC 50/25	30	CSA 700	45	FC 710	48	MVI	51
A 250/1000B	36	AFPC 50/1000	30	CSA 710	45	FC 800	48	MVT 25	48
A 250/2500	36	AFPC 50B	30	CSA 800	45	FC 900	48	OR 136	49
A 250BR/100	36	AVRV 50	48	CSA 900	45	FCO-0500	39	PC 250	29
A 250GR/50	36	BB 250	41	CSAW 500	45	FCO-0750-R	39	PF 2	29
A 250RD/50	36	BP 250	51	CSAW 600	45	FIL 75	50	PF 6	29
A 250SD/50	36	BT 250	41	CSAW 700	45	FP-0490	40	PF 10	29
A 250V	36	BTMA 1750	42	CSAW 710	45	FPA-0500	40	PF 20	29
A 250V/50	36	BTMA 1775	42	CSAW 800	45	FPA-0750	40	PHA 75	51
A 250V/100	36	BV 17	42	CSAW 900	45	FPC-0490	40	PPT	50
A 250V/500	36	BV 75	48	CSEL 700	45	FPE-0500	40	PR 20	49
A 250V/1000	36	C 17	42	CSEL 710	45	FPE-0500F	40	PR 30	49
A 250V/1000B	36	C 125	41	CSELW 600	45	FPE-0750	40	PRH 10	49
A 250WT/50	36	C 250	41	CSELW 700	45	FPT-0500	40	PRH 15	49
A 455/100	36	C 520	42	CSELW 710	45	FR2 17-710	29	PRH 20	49
A 455/500	36	CA 250	42	CST 500	45	FR-0500-4	39	PRH 25	49
A 620	37	CA 300	42	CST 600	45	FR-0500-4F	39	PRH 30	49
A 620/50	37	CA 500	42	CST 700	45	FR-0500-6	39	PRH 40	49
A 620/100	37	CA 600	42	CST 710	45	FR-0500-6F	39	PRM 30	49
A 620/500	37	CA 700	42	CST 800	45	FR-0500-PU	39	PRP 10	49
A 620BR/100	37	CA 710	42	CST 900	45	FR-0750-6	39	PRP 15	49
A 620BR/500	37	CA 800	42	CSTW 600	45	FR-1000-7	39	PRP 20	49
A 660BR/100S	37	CA 900	42	CSTW 700	45	FVA 600	48	PRP 25	49
A 660BR/250S	37	CAP 75	51	CSTW 710	45	FVA 700	48	PRP 30	49
A 660BR/500S	37	CAP POP/5	29	CSTW 900	45	FVA 710	48	PRP 40	49
A675CT	29	CAP POP/25	29	CT 18	41	FVN-0500-3	39	PRYF 30	49
A 700	37	CC 500	43	CT 500	43	FVN-0500-4	39	PRYF 40	49
A 700/50	37	CC 600	43	CT 600	43	FVN-0500-4F	39	PUPS	39
A 700/100	37	CC 700	43	CT 700	43	FVN-0500-6	39	R 6	39
A 700/100SH	37	CC 710	43	CT 710	43	FVN-0500-6F	39	R 8	39
A 700/1000	37	CC 800	43	CT 800	43	FW6	47	R 12	39
A 700BR	37	CC 900	43	CT 900	43	FW6/25	47	R 18	39
A 700BR/100	37	CEL 18	41	CX 17	42	FW6/100	47	RA 250	41
A 700SH	37	CEL 500	43	CZK 100-30	29	GP 2	41	RABB 8	39
A 710	37	CEL 600	43	CZK 100-30F	29	GP 2B	41	RABB 12	39
A 710/50	37	CEL 700	43	CZK 100-40	29	HL-0500	40	RABB 18	39
A 710/100	37	CEL 710	43	CZK 100-40F	29	HL-0750	40	RABT 6	39
A 710/100RDS	37	CEL 800	43	CZK100-40VB1	29	HP 100	50	RABT 8	39
A 710/100SH	37	CEL 900	43	DAFB 180	30	HP 125	50	RABT 12	39
A 710/1000	37	CEP 18	41	DAFB 360	30	HP 125PRO	50	RABT 18	39
A 710GRS	37	CEP 600	43	DAFB BUB	30	HPAM 4	30	RATT 6	39
A 710PS	37	CEP 700	43	DAFB FAN	30	HPAM 8	30	RATT 8	39
A 710RDS	37	CEP 710	43	DAFS 180	30	HYP 250	39	RATT 12	39
A 710SH	37	CEP 900	43	DAFS 360	30	HYP 500	39	RATT 18	39
A 710WHS	37	CFL 2	29	DAFS BUB	30	HYPJ 250	39	RCC 5070	43
A 710YS	37	CFL 6	29	DAFS FAN	30	HYPJ 500	39	RCC 6070	43
A 940	37	CFL 10	29	DAFT 180	30	IPS 50/3	38	RCC 6071	43
A 940/100	37	CFL 20	29	DAFT 360	30	IPS 50/4	38	RCC 7071	43
A 940/1000	37	CMAH 18	41	DAFT BUB	30	IPS 50/100	38	RCC 7090	43
A 940PS	37	CMAH 500	44	DAFT FAN	30	IPS 75/3	38	RE-0500-1	39

PROFESSIONAL IRRIGATION PRODUCTS INDEX

Part No.	Page	Part No.	Page	Part No.	Page	Part No.	Page	Part No.	Page
REA	41	SFCV-BR-6218-01S	32	SFPC-BR-6418-01	33, 34	TF 59	31	YMA 1775	42
RS	46	SFCV-BR-6218-05S	32	SFPC-BR-6418-05	33, 34	TF 69	31	YS 75	49
RSEL 700	46	SFCV-BR-6218-10	32	SFPC-BR-6418-025	33	TF 318	31	YS 100	49
RSEL 710	46	SFCV-BR-6218-025S	32	SFPC-BR-7212-01	34	TF 418	31	YSS 75	49
RSELW 600	46	SFCV-BR-6224-05S	32	SFPC-BR-7212-05	34	TF 436	31	YSS 100	49
RSELW 700	46	SFCV-BR-6412-01S	32	SFPC-BR-7412-01	34	TF 518	31	YSV 75	49
RSELW 710	46	SFCV-BR-6412-05S	32	SFPC-BR-7412-05	34	TF 536	31	YSV 100	49
RSF 100	46	SFCV-BR-6412-10	32	SFPC-BR-7418-05	34	TF 618	31	YSVS 75	49
RST 700	46	SFCV-BR-6412-025S	32	SFPC-BR-17212-01S	33	TF 636	31	YSVS 100	49
RST 710	46	SFCV-BR-6418-01S	32	SFPC-BR-17212-05S	33	TFB 30	31	Z 2	47
RSTW 600	46	SFCV-BR-6418-05S	32	SFPC-BR-17212-025S	33	TFB 40	31		
RSTW 700	46	SFCV-BR-6418-025S	32	SFPC-BR-17218-01S	33	TFB 50	31		
RSTW 710	46	SFCV-BR-6424-05S	32	SFPC-BR-17218-05S	33	TFB 60	31		
S 4	47	SFCV-BR-7212-01	32	SFPC-BR-17218-025S	33	TFB 70	31		
S 5	47	SFCV-BR-7212-10	32	SFPC-BR-17418-01S	33	TFC 33	31		
S5R6	39	SFCV-BR-7212-025	32	SFPC-PS-17412-05S	33	TFC 90	31		
S5R12	39	SFCV-BR-7412-01	32	SLC 18	41	TFC 180	31		
S 6	47	SFCV-BR-7412-10	32	SP 120	50	TFC 360	31		
S 7	47	SFCV-BR-7412-025	32	SP 150	50	TFS 9	31		
S 8	47	SFCV-BR-7418-025	32	SRP/100SH	38	TFS 16	31		
S 12	47	SFCV-PS-6412-05S	32	SRP FLEX /20	38	TMA 1750	42		
S 14	47	SFJR-BL-06-01	35	SRP FLEX/100SH	38	TNPH	51		
S 17	47	SFJR-BL-06-05	35	SSPRY 200	50	TSE-0500-6	38		
SA 700	42	SFJR-BL-06-10	35	SSS 150	50	TSE-0500-6R	38		
SAH	51	SFJR-BL-12-01	35	ST 250	41	TSE-0500-12	38		
SAJ	41	SFJR-BL-12-05	35	STL-0500	40	TSE-0500-12R	38		
SAM-0500	40	SFJR-BL-12-10	35	STL-0750	40	TSE-0507-6	38		
SAT	41	SFJR-BR-06-01	35	SW6	47	TSE-0507-6R	38		
SBA 50	38	SFJR-BR-12-01	35	SW6/25	47	TSE-0507-12	38		
SBA 75	38	SFPC-BL-6412-01	33, 34	SW6/100	47	TSE-0507-18	38		
SBC 50	38	SFPC-BL-6412-05	33, 34	SW 50	50	TSE-0750-6	38		
SBEL 50	38	SFPC-BL-6418-01	33, 34	SW 75	50	TSE-0750-6R	38		
SBEL 75	38	SFPC-BL-6418-05	33, 34	SW-0500-C	40	TSE-0750-12	38		
SEL 250	41	SFPC-BL-7212-01	34	T 17	42	TSE-0750-12R	38		
SF-BL-7212-01	35	SFPC-BL-7212-05	34	T 250	41	TT 250	41		
SF-BL-7212-05	35	SFPC-BL-7412-01	34	T 520	42	UFC 10	31		
SF-BL-7412-01	35	SFPC-BL-7412-05	34	TA 24-4	47	UFC 20	31		
SF-BL-7412-05	35	SFPC-BL-7418-01	34	TA 24-5	47	VF	30		
SF-BL-7418-01	35	SFPC-BL-7418-05	34	TA 24-6	47	VF 90	30		
SF-BL-7812-01	35	SFPC-BR-6212-025	33	TA 24-7	47	VF 180	30		
SFCV-BR-6112-01S	32	SFPC-BR-6218-01	33	TAE 10	31	VF 360	30		
SFCV-BR-6112-05S	32	SFPC-BR-6218-05	33	TAE 20	31	VFR 90	30		
SFCV-BR-6112-025S	32	SFPC-BR-6412-01	33, 34	TAE 40	31	VFR 180	30		
SFCV-BR-6212-01S	32	SFPC-BR-6412-05	33, 34	TEC	44	VFR 360	30		
SFCV-BR-6212-05S	32	SFPC-BR-6412-10	34	TF 39	31	W 75	51		
SFCV-BR-6212-025S	32	SFPC-BR-6412-025	33	TF 49	31	YBV 75	48		



NOTES



FLOW MANAGEMENT PRODUCTS PRICE LIST

HOW TO ORDER PRODUCT

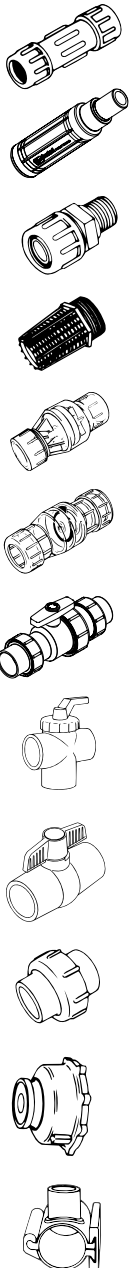
Go to ndspro.net and log in, or register for a new account if you are new to this site. Once you have logged in, use Shop on the main menu to place your order. Call Customer Service at 800-726-1994 or send a fax to 800-726-1998. International customers call 559-334-1183. Send an email to nds@ndspro.com.

HOW TO ORDER LITERATURE

Contact your local sales representative or call Customer Service at 800-726-1994 to order literature and samples.

HOW TO TRACK YOUR ORDER


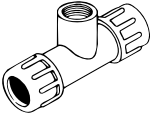
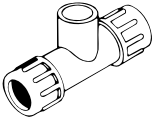

Keep track of your order online at ndspro.net. If you are new to this site, register for a new account. After logging in, check under "Tools" for the "Order Status" option.





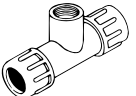
CONTENTS

COMPRESSION FITTINGS	56
WRENCHES, EXPANSION REPAIR COUPLINGS	57
FLO-LOCK™ COUPLINGS & ADAPTERS, FOOT VALVES	58-59
SPRING CHECK VALVES	60-62
SWING CHECK VALVES	62-63
SUMP PUMP, CHECKMATE & FLO-CHECK CHECK VALVES	63
CLAMP-IT™ SADDLES	64
FLO-TAP™ SADDLES & FIRE HYDRANT CAP, SINGLE UNION BALL VALVES	65
BALL VALVES	66-68
GATE VALVES	69
PVC UNIONS	70-71
SWING JOINTS	72
LANDSCAPE SPRINKLER PRODUCTS	73-74
FLOW MANAGEMENT INDEX	75-76
WARRANTY AND TERMS	BACK COVER

IPS COUPLINGS, TEES & ADAPTERS

Couplings – PVC		Part No.	Ref. No.	IPS Size UC Connection	IPS Branch	Body Length	Color	Pkg. Qty.	Case (lbs.)	List Price (Ea.)	Product Class
	CPC-0500	110-05	1/2"		4"	White	28	8.5	4.94	42CP	
	CPC-0750	110-07	3/4"		4-1/4"	White	24	9.0	6.49	42CP	
	CPC-1000	110-10	1"		4-1/2"	White	18	7.5	8.43	42CP	
	CPC-1250	110-12	1-1/4"		5"	White	10	7.5	12.91	42CP	
	CPC-1500	110-15	1-1/2"		5-1/2"	White	16	15.5	13.34	42CP	
	CPC-2000	110-20	2"		6"	White	12	15.5	17.34	42CP	
	CPC-25 00	110-25	2-1/2"		8"	White	3	6.0	32.62	42CP	
	CPC-3000	110-30	3"		9"	White	3	9.9	42.71	42CP	
	CPC-4000	110-40	4"		10"	White	3	13.5	70.22	42CP	
	CPC-6000	110-60	6"		10"	White	1	7.0	163.13	42CP	
Threaded Tee		CPT-0500-T	120-05	1/2"	1/2" FPT	4"	White	24	7.5	7.58	42CP
	CPT-0750-T	120-07	3/4"	3/4" FPT	4-1/4"	White	20	9.0	9.86	42CP	
	CPT-1000-T	120-10	1"	1" FPT	4-1/2"	White	15	9.0	13.02	42CP	
	CPT-1250-T	120-12	1-1/4"	1-1/4" FPT	5"	White	15	13.5	16.48	42CP	
	CPT-1500-T	120-15	1-1/2"	1-1/2" FPT	5-1/2"	White	12	13.5	18.91	42CP	
	CPT-2000-T	120-20	2"	2" FPT	6"	White	10	14.5	26.95	42CP	
	CRT-0750-T	122-75	3/4"	1/2" FPT	5-3/8"	White	20	8.0	9.86	42CP	
	Slip Tee		CPT-0500-S	121-05	1/2"	1/2" S	4"	White	24	7.5	7.58
	CPT-0750-S	121-07	3/4"	3/4" S	4-1/4"	White	20	8.5	9.86	42CP	
	CPT-1000-S	121-10	1"	1" S	4-1/2"	White	15	8.5	13.02	42CP	
	CPT-1250-S	121-12	1-1/4"	1-1/4" S	5"	White	15	12.5	16.48	42CP	
	CPT-1500-S	121-15	1-1/2"	1-1/2" S	5-1/2"	White	12	12.5	18.91	42CP	
	CPT-2000-S	121-20	2"	2" S	6"	White	10	14.0	26.95	42CP	
	PVC Male Adapter		Part No.	Ref. No.	IPS Size UC Connection	IPS Size MPT Connection	Color	Pkg. Qty.	Case (lbs.)	List Price (Ea.)	Product Class
	CPA-0500	130-05	1/2"	1/2" MPT	White	25	4.0	4.59	42CP		
	CPA-0750	130-07	3/4"	3/4" MPT	White	20	4.0	5.54	42CP		
	CPA-1000	130-10	1"	1" MPT	White	30	9.0	6.45	42CP		
	CPA-1250	130-12	1-1/4"	1-1/4" MPT	White	20	8.0	7.60	42CP		
	CPA-1500	130-15	1-1/2"	1-1/2" MPT	White	16	8.0	9.02	42CP		
	CPA-2000	130-20	2"	2" MPT	White	12	8.5	12.61	42CP		

CTS COUPLINGS, TEES & ADAPTERS

PVC Couplings		Part No.	Ref. No.	CTS Size	IPS Branch	Body Length	Color	Pkg. Qty.	Case (lbs.)	List Price (Ea.)	Product Class
	CCC-0500	210-05	1/2" UC		4"	White	25	4.0	10.23	42CP	
	CCC-0750	210-07	3/4" UC		4"	White	28	8.0	11.44	42CP	
	CCC-1000	210-10	1" UC		4-1/4"	White	24	9.5	12.04	42CP	
	CCC-1250	210-12	1-1/4" UC		4-1/2"	White	15	8.0	16.72	42CP	
	CCC-1500	210-15	1-1/2" UC		5"	White	10	8.0	22.86	42CP	
CPVC Couplings		410-05		1/2" UC		4"	Tan	25	4.4	8.69	42CP
	410-07		3/4" UC		4"	Tan	28	8.0	11.53	42CP	
	PVC Threaded Tee		CCT-0500	220-05	1/2" UC	1/2" FPT	4"	White	36	6	10.66
	CCT-0750	220-07	3/4" UC	3/4" FPT	4"	White	24	7.5	11.87	42CP	
	CCT-1000	220-10	1" UC	1" FPT	4-1/4"	White	18	9.0	13.66	42CP	
	CCT-1250	220-12	1-1/4" UC	1" FPT	5"	White	10	8	17.95	42CP	
	CCT-1500	220-15	1-1/2" UC	1" FPT	4-1/4"	White	8	7	34.06	42CP	
	CCT-2000	220-20	2" UC	2" FPT	6"	White	5	6	24.24	42CP	

WRENCHES

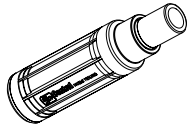
Strap Wrenches (Adjustable)



Part No.	For Use with IPS Compression Size	Pkg. Qty.	Case (lbs.)	List Price (Ea.)	Product Class
BOA-104	1/2" - 4"	50	0.85	47.39	42CP
BOA-106	1/2" - 6"	50	1.00	52.13	42CP

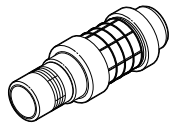
EXPANSION REPAIR COUPLINGS

Pro-Span™ – Non-Union



Part No.	IPS Size (S x Spg)	Body Length	Color	Pkg. Qty.	Case (lbs.)	List Price (Ea.)	Product Class
118-05	1/2"	5-1/2"	White	28	6.5	6.26	41XC
118-07	3/4"	5-3/4"	White	24	8.0	6.94	41XC
118-10	1"	6-7/8"	White	15	8.8	8.03	41XC
118-12	1-1/4"	7-7/8"	White	10	8.5	15.12	41XC
118-15	1-1/2"	9-1/2"	White	16	19.0	16.57	41XC
118-20	2"	9-7/8"	White	12	18.5	25.33	41XC
118-25	2-1/2"	13-3/8"	White	3	10.0	39.32	41XC
118-30	3"	15-1/4"	White	3	13.0	49.17	41XC
118-40	4"	16-3/4"	White	3	20.5	85.94	41XC

PVC Telescopic Repair Couplings



Part No.	IPS Size (S x Spg)	Color	Pkg. Qty.	List Price (Ea.)	Product Class
QF-0500	1/2"	White	36	7.17	42RF
QF-0750	3/4"	White	24	7.97	42RF
QF-1000	1"	White	18	9.21	42RF
QF-1250	1-1/4"	White	12	17.34	42RF
QF-1500	1-1/2"	White	12	19.00	42RF
QF-2000	2"	White	8	29.05	42RF
QF-2500	2-1/2"	White	4	45.10	42RF
QF-3000	3"	White	3	56.40	42RF
QF-4000	4"	White	2	98.58	42RF
QF-6000	6"	White	1	246.49	42RF

PVC Snap-Fix Repair

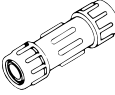





SNX-0500-B	1/2" PVC Repair Coupling	White	48	5.05	42RF
SNX-0750-B	3/4" PVC Repair Coupling	White	36	5.22	42RF
SNX-1000-B	1" PVC Repair Coupling	White	36	5.39	42RF

FLOW MANAGEMENT



FLO-LOCK™ TUBE SIZE SIDR-7 COUPLINGS & ADAPTERS – SERIES 800

	Part No.	Tube Size	Connection Size	Length (inches)	Color	Pkg. Qty.	Case (lbs.)	List Price (Ea.)	Product Class
Coupling 	810-07	3/4"	3/4" x 3/4" TS	4-1/2"	White	24	9.5	20.31	41FL
	810-10	1"	1" x 1" TS	4-1/2"	White	15	8.2	25.69	41FL
Male Adapter 	830-07	3/4"	3/4" MPT x 3/4" TS	2-5/8"	White	20	4.5	13.41	41FL
	830-10	1"	1" MPT x 1" TS	2-7/8"	White	28	9.0	16.79	41FL
	830-71	3/4" x 1"	3/4" MPT x 1" TS	3-1/2"	White	18	5.5	15.11	41FL
Female Adapter 	831-07	3/4"	3/4" FPT x 3/4" TS	2-5/8"	White	20	6.0	15.11	41FL
	831-10	1"	1" FPT x 1" TS	2-7/8"	White	28	10.0	22.31	41FL
Spigot Adapter 	833-07	3/4"	IPS Spg x 3/4" TS	3"	White	20	4.5	13.41	41FL
	833-10	1"	IPS Spg x 1" TS	3"	White	28	9.0	14.28	41FL


FLO-LOCK™ TUBE SIZE SDR-9 CTS COUPLINGS & ADAPTERS – SERIES 700

	Part No.	Tube Size	Connection Size	Length (inches)	Color	Pkg. Qty.	Case (lbs.)	List Price (Ea.)	Product Class
Coupling 	710-07	3/4"	3/4" x 3/4" TS	4"	White	35	10.0	19.48	41FL
	710-10	1"	1" x 1" TS	4-1/2"	White	24	8.8	23.02	41FL
	710-17	1"	SDR-9 x 3/4" SDR-11	4"	White	36	12.0	28.36	41FL
	710-12	1-1/4"	1-1/4" x -1-1/4" TS	5"	White	15	7.0	36.23	41FL
	710-15 [†]	1-1/2"	1-1/2" x 1-1/2" TS	5"	White	16	9.5	41.24	41FL
	710-20 [†]	2"	2" x 2" TS	5-1/2"	White	12	10.0	55.36	41FL
	710-17-9	1"	SDR-9 x 3/4" SDR-9	4"	White	36	2.0	28.36	41FL
Male Adapter 	730-07	3/4"	3/4" MPT x 3/4" TS	2-5/8"	White	25	4.0	12.27	41FL
	730-71	3/4" x 1"	3/4" MPT x 1" TS	2-7/8"	White	18	4.0	15.11	41FL
	730-10	1"	1" MPT x 1" TS	2-7/8"	White	18	4.0	14.97	41FL
	731-12-10	1" x 1-1/4"	1" MPT x 1-1/4" TS	3-1/2"	White	12	4.6	26.83	41FL
	730-12	1-1/4"	1-1/4" MPT x 1-1/4" TS	3-1/2"	White	12	5.0	23.65	41FL
	730-15	1-1/2"	1-1/2" MPT x 1-1/2" TS	3-1/2"	White	18	8.0	27.36	41FL
Female Adapter 	731-07	3/4"	3/4" FPT x 3/4" TS	2-5/8"	White	25	4.5	13.61	41FL
	731-71	3/4" x 1"	3/4" FPT x 1" TS	2-7/8"	White	15	4.2	19.66	41FL
	731-10	1"	1" FPT x 1" TS	3-1/2"	White	15	4.2	20.45	41FL
	731-12	1-1/4"	1-1/4" FPT x 1-1/4" TS	3-1/2"	White	12	5.3	26.83	41FL
	731-12-10	1" x 1-1/4"	1" FPT x 1-1/4" TS	3-1/2"	White	12	5.3	26.83	41FL
	731-15	1-1/2"	1-1/2" FPT x 1-1/2" TS	4-1/2"	White	18	9.0	31.40	41FL
Spigot Adapter 	733-07	3/4"	3/4" IPS Spg x 3/4" TS	2-7/8"	White	18	4.0	11.77	41FL
	733-71	3/4"	3/4" IPS Spg x 1" TS	2-7/8"	White	18	4.0	11.77	41FL
	733-10	1"	1" IPS Spg x 1" TS	3-1/2"	White	18	4.0	12.28	41FL
	733-12	1-1/4"	1-1/4" IPS Spg x 1-1/4" TS	3-1/2"	White	12	5.0	22.66	41FL
	733-15	1-1/2"	1-1/2" IPS Spg x 1-1/2" TS	3-1/2"	White	18	8.0	26.22	41FL
	733-20 [†]	2"	2" IPS Spg x 2" TS	3-1/2"	White	12	8.8	41.98	41FL

[†]Insert stiffeners supplied must be used with these fittings

FLO-LOCK™ COUPLINGS & ADAPTERS – SERIES 100

PVC IPS Coupling with Flo-Lock™



Part No.	IPS Size	IPS Connection	Body Length	Color	Pkg. Qty.	Case (lbs.)	List Price (Ea.)	Product Class
112-05	1/2"	5"	5"	White	28	8.0	14.39	41FL
112-07	3/4"	5-1/2"	5-1/2"	White	24	9.4	15.75	41FL
112-10	1"	5-3/4"	5-3/4"	White	15	8.5	14.56	41FL
112-12	1-1/4"	6-1/2"	6-1/2"	White	10	8.0	23.09	41FL
112-15	1-1/2"	7"	7"	White	16	14.6	18.86	41FL
112-20	2"	7-1/2"	7-1/2"	White	12	14.8	41.03	41FL

PVC IPS Male Adapter with Flo-Lock™



135-05	1/2"	1/2" MPT	2-3/4"	White	25	4.8	8.18	41FL
135-07	3/4"	3/4" MPT	3"	White	20	5.0	9.74	41FL
135-10	1"	1" MPT	3-1/4"	White	30	8.5	11.60	41FL
135-12	1-1/4"	1-1/4" MPT	3-1/2"	White	20	8.0	15.62	41FL
135-15	1-1/2"	1-1/2" MPT	3-1/2"	White	16	7.4	18.79	41FL
135-20	2"	2" MPT	4"	White	12	8.8	24.38	41FL

PVC IPS Female Adapter with Flo-Lock™



136-05	1/2"	1/2" FPT	2-3/4"	White	25	4.8	10.02	41FL
136-07	3/4"	3/4" FPT	3-1/4"	White	20	5.0	11.69	41FL
136-10	1"	1" FPT	3-1/4"	White	14	4.5	13.61	41FL
136-12	1-1/4"	1-1/4" FPT	3-1/2"	White	18	8.2	17.78	41FL
136-15	1-1/2"	1-1/2" FPT	3-1/2"	White	16	9.0	20.31	41FL
136-20	2"	2" FPT	4"	White	10	8.0	29.53	41FL

FLO-LOCK™ ADAPTERS – SERIES 200, 400 & 900

PVC CTS Male Adapter with Flo-Lock™



Part No.	CTS Size	MPT Connection	Color	Pkg. Qty.	Case (lbs.)	List Price (Ea.)	Product Class
235-05	1/2"	1/2" MPT	White	50	4.5	9.33	41FL
235-07	3/4"	3/4" MPT	White	25	4.0	9.55	41FL
235-10	1"	1" MPT	White	18	3.5	10.13	41FL
235-12	1-1/4"	1-1/4" MPT	White	24	7.5	13.73	41FL
235-15	1-1/2"	1-1/2" MPT	White	20	8.5	15.88	41FL
235-20	2"	2" MPT	White	12	7.5	21.08	41FL

CPVC Male Adapter with Flo-Lock™



435-05	1/2"	1/2" x 1/2" MPT	Tan	50	6.0	8.68	41FL
435-07	3/4"	3/4" x 3/4" MPT	Tan	25	4.8	11.42	41FL

PVC CTS Female Adapter with Flo-Lock™



Part No.	Ref. No.	CTS Size	Spigot Connection	Body Length	Color	Pkg. Qty.	Case (lbs.)	List Price (Ea.)	Product Class
935-07	CCL-0750-S	3/4"	3/4" Spg	2-7/8"	White	20	4.5	8.84	41CV
935-10	CCL-1000-S	1"	1" Spg	2-7/8"	White	20	4.5	19.40	41CV
935-12	CCL-1250-S	1-1/4"	1-1/4" Socket	3-5/16"	White	25	8.0	22.28	41CV
935-125	CCL-1215-S	1-1/4"	1-1/2" Socket	3-5/16"	White	20	8.0	23.36	41CV
935-15	CCL-1500-S	1-1/2"	1-1/2" Socket	4"	White	20	11.0	23.36	41CV
935-20	CCL-2000-S	2"	2" Socket	5"	White	12	8.0	33.73	41CV

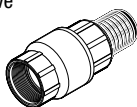
PVC FOOT VALVES

Foot Valve Screens



Part No.	IPS Size	Body Length	Color	Pkg. Qty.	List Price (Ea.)	Product Class
1800-07	3/4"	2-2/5"	Black	N/A	2.61	41CV
1800-10	1"	2-4/5"	Black	N/A	3.04	41CV
1800-12	1-1/4"	3-1/2"	Black	N/A	4.37	41CV
1800-15	1-1/2"	3-2/5"	Black	N/A	5.26	41CV
1800-20	2"	3-4/5"	Black	N/A	6.12	41CV

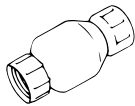
Foot Valve



1001-10FV	1"	7"	White	20	26.77	41CV
1001-12FV	1-1/4"	8"	White	15	35.01	41CV
1001-15FV	1-1/2"	8-1/2"	White	15	37.07	41CV
1001-20FV	2"	10-1/2"	White	10	55.61	41CV

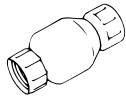
SPRING CHECK VALVES

FPT x FPT EPDM Gasket



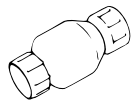
Part No.	Ref. No.	IPS Size	Spring Tension	Body Length	Color	Pkg. Qty.	Case (lbs.)	List Price (Ea.)	Product Class
1001-05	KC-0500-T	1/2"	1/2 lb.	4-1/8"	White	20	4.5	15.18	41CV
1001-07	KC-0750-T	3/4"	1/2 lb.	4-1/8"	White	20	4.5	15.73	41CV
1001-10	KC-1000-T	1"	1/2 lb.	5-1/4"	White	20	8.5	22.78	41CV
1001-12	KC-1250-T	1-1/4"	1/2 lb.	6-3/16"	White	15	12.0	30.37	41CV
1001-15	KC-1500-T	1-1/2"	1/2 lb.	6-3/16"	White	15	13.0	32.37	41CV
1001-20	KC-2000-T	2"	1/2 lb.	7"	White	10	15.5	46.56	41CV
1001-25	KC-2500-T	2-1/2"	1/2 lb.	8-5/8"	White	8	27.0	71.51	41CV
1001-30	KC-3000-T	3"	1/2 lb.	8-5/8"	White	8	26.0	83.82	41CV

FPT x FPT EPDM Gasket



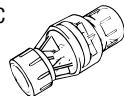
Part No.	Ref. No.	IPS Size & Connection	Spring Tension	Body Length	Color	Pkg. Qty.	Case (lbs.)	List Price (Ea.)	Product Class
1002-05	KC2-0500-T	1/2"	2 lbs.	4-1/8"	White	20	4.5	15.66	41CV
1002-07	KC2-0750-T	3/4"	2 lbs.	4-1/8"	White	20	4.5	16.22	41CV
1002-10	KC2-1000-T	1"	2 lbs.	5-1/4"	White	20	8.5	24.17	41CV
1002-12	KC2-1250-T	1-1/4"	2 lbs.	6-3/16"	White	15	12.0	31.36	41CV
1002-15	KC2-1500-T	1-1/2"	2 lbs.	6-3/16"	White	15	13.0	33.40	41CV
1002-20	KC2-2000-T	2"	2 lbs.	7"	White	10	15.5	48.07	41CV
1002-30	KC2-3000-T	3"	2 lbs.	8-5/8"	White	8	26.0	86.56	41CV

SxS EPDM Gasket



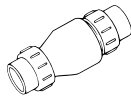
1011-05-025		1/2"	1/4 lb.	4-1/8"	White	20	4.0	15.66	41CV
1011-05	KC-0500-S	1/2"	1/2 lb.	4-1/8"	White	20	4.0	15.18	41CV
1011-07	KC-0750-S	3/4"	1/2 lb.	4-1/8"	White	20	4.5	15.73	41CV
1011-10	KC-1000-S	1"	1/2 lb.	5-1/4"	White	20	8.5	22.78	41CV
1011-12	KC-1250-S	1-1/4"	1/2 lb.	6-3/16"	White	15	12.0	30.37	41CV
1011-15	KC-1500-S	1-1/2"	1/2 lb.	6-3/16"	White	15	13.5	32.37	41CV
1011-20	KC-2000-S	2"	1/2 lb.	7"	White	10	16.0	46.56	41CV
1011-25		2-1/2"	1/2 lb.	8-5/8"	White	8	25.8	71.51	41CV
1011-30		3"	1/2 lb.	8-5/8"	White	8	26.0	83.82	41CV
1012-05		1/2"	2 lbs.	4-1/8"	White	20	5.0	15.66	41CV
1012-07		3/4"	2 lbs.	4-1/8"	White	20	5.0	16.22	41CV
1012-10	KC2-1000-S	1"	2 lbs.	5-1/4"	White	20	8.5	23.53	41CV
1012-12	KC2-1250-S	1-1/4"	2 lbs.	6-3/16"	White	15	12.0	31.36	41CV
1012-15	KC2-1500-S	1-1/2"	2 lbs.	6-3/16"	White	15	13.5	33.40	41CV
1012-20	KC2-2000-S	2"	2 lbs.	7"	White	10	16.0	48.07	41CV
1012-25		2-1/2"	2 lbs.	8-5/8"	White	8	25.8	71.51	41CV
1012-30		3"	2 lbs.	8-5/8"	White	8	26.0	86.56	41CV
1015-25		2-1/2"	5 lbs.	8-5/8"	White	8	25.8	71.51	41CV
1015-30		3"	5 lbs.	8-5/8"	White	8	25.4	86.56	41CV

SxS Clear PVC EPDM Gasket



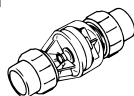
1011C10	KCC-1000-S	1"	1/2 lb.	5-1/4"	Clear	20	8.0	31.36	41CV
1011C12	KCC-1250-S	1-1/4"	1/2 lb.	6-3/16"	Clear	15	12.3	37.64	41CV
1011C15	KCC-1500-S	1-1/2"	1/2 lb.	6-3/16"	Clear	15	13.5	41.81	41CV
1011C20	KCC-2000-S	2"	1/2 lb.	7"	Clear	10	16.0	54.33	41CV
1012C12		1-1/4"	2 lbs.	6-1/2"	Clear	15	13.0	38.45	41CV

White PVC True Union



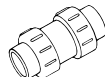
1700-07		3/4" S x S	1/2 lb.	6.12"	White	20	9.8	25.54	41CV
1700-10		1" S x S	1/2 lb.	6.83"	White	20	14.0	26.85	41CV
1700-15		1-1/2" S x S	1/2 lb.	8.345"	White	12	19.8	38.26	41CV
1700-20		2" S x S	1/2 lb.	9.735"	White	12	22.9	53.66	41CV
1702-15		1-1/2" S x S	2 lbs.	8.25"	White	12	15.4	44.08	41CV
1702-20		2" S x S	2 lbs.	9.75"	White	12	25.6	61.41	41CV
1750-20		2" U x U	1-14 lb.	9-3/4"	White	10	23.0	57.42	41CV

Clear PVC True Union



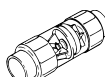
1700C07		3/4" S x S	1/2 lb.	6.12"	Clear	20	9.8	26.35	41CV
1700C10		1" S x S	1/2 lb.	6.83"	Clear	20	14.0	31.67	41CV
1700C15		1-1/2" S x S	1/2 lb.	8.345"	Clear	12	19.8	46.64	41CV
1700C20		2" S x S	1/2 lb.	9.735"	Clear	12	22.9	63.84	41CV
1700C30		3" S x S	1/2 lb.	13.25"	Clear	6	28.3	123.37	41CV
1702C15		1-1/2" S x S	2 lbs.	8.25"	Clear	12	25.4	48.16	41CV
1702C20		2" S x S	2 lbs.	9.75"	Clear	12	25.6	65.94	41CV

Compact White PVC True Union



1790-15		1-1/2" S x S	1/2 lb.	6.540"	White	15	14.0	37.76	41CV
1790-20		2" S x S	1/2 lb.	7.350"	White	10	13.0	47.66	41CV

Compact Clear PVC True Union



1790C15		1-1/2" S x S	1/2 lb.	6.540"	Clear	15	14.5	41.11	41CV
1790C20		2" S x S	1/2 lb.	7.350"	Clear	10	14.5	55.99	41CV
1795C20		2" S x S	5 lbs.	7.350"	Clear	10	14.5	55.99	41CV

SPRING CHECK VALVES

Hose Thread (EPDM Gasket)



3/4" Male Hose Thread

Part No.	IPS Size & Connection	Opening PSI	Body Length	Color	Pkg. Qty.	Case (lbs.)	List Price (Ea.)	Product Class
1136-07	3/4" MHT x FHT	1/2	4-1/8"	White	20	4.5	20.58	41CV
1136-07-05	3/4" MHT x FHT	5	4-1/8"	White	20	4.5	21.02	41CV

CPVC 90°

Part No.	IPS Size & Connection	Spring Tension	Body Length	Color	Pkg. Qty.	Case (lbs.)	List Price (Ea.)	Product Class
1901-15	1-1/2" S x S	1 lb.	5"	Tan	12	8.8	78.09	41CV
1903-15	1-1/2" S x S	3 lbs.	5"	Tan	12	8.8	78.09	41CV
1901-20	2" S x 2-1/2" Spg	1 lb.	5-1/2"	Tan	12	13.6	78.09	41CV
1903-20	2" S x 2-1/2" Spg	3 lbs.	5-1/2"	Tan	12	13.6	78.09	41CV

Inline Valve and Bypass Valve

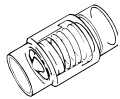
1091-20	2" S x S	1/2 lb.	5"	White	12	6.9	32.24	41CV
1095-20	2" S x S	5 lbs.	5"	White	12	6.9	31.56	41CV

Spa Check Valve



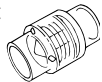
105020	1-1/2" S x 2" Spg	1/4 lb.	5-1/8"	White	12	7.4	25.02	41CV
105520	1-1/2" S x 2" Spg	5 lbs.	5-1/8"	White	12	8.2	25.02	41CV

Clear Spa Check Valve



1050C10	1" S x 1-1/4" Spg	1/4 lb.	3-3/8"	Clear	20	5.0	21.69	41CV
1050C20	1-1/2" S x 2" Spg	1/4 lb.	5-1/8"	Clear	12	7.6	23.13	41CV
1050C20-05	1-1/2" S x 2" Spg	1/2 lb.	5-1/8"	Clear	12	7.6	23.88	41CV
1050C20-10	1-1/2" S x 2" Spg	10 lbs.	5-1/8"	Clear	12	7.6	23.88	41CV
1050C20-12	1-1/2" S x 2" Spg	12 lbs.	5-1/8"	Clear	12	7.4	23.88	41CV
1050C20-15	1-1/2" S x 2" Spg	15 lbs.	5-1/8"	Clear	12	7.4	31.41	41CV
1052C20	1-1/2" S x 2" Spg	2 lbs.	5-1/8"	Clear	12	8.0	23.88	41CV
1053C20	1-1/2" S x 2" Spg	3 lbs.	5-1/8"	Clear	12	8.0	25.26	41CV
1055C20	1-1/2" S x 2" Spg	5 lbs.	5-1/8"	Clear	12	8.0	23.88	41CV

Clear Compact



S1050C20	1-1/2" S x 2" Spg	1/4 lb.	4"	Clear	12	6.0	24.40	41CV
----------	-------------------	---------	----	-------	----	-----	-------	------

PVC Clear Single Union Check Valve



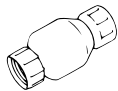
Part No.	Description	Carton Qty.	List Price (Ea.)	Product Class
PCC-1520-S	CLEAR SINGLE UNION CHECK VALVE	8	23.57	41CV

FLOW MANAGEMENT

ADJUSTABLE SPRING CHECK VALVES

White PVC FPT x FPT

Factory Set at 5 lbs.



Part No.	IPS Size & Connection	Spring Tension (lbs.)	Body Length	Color	Pkg. Qty.	Case (lbs.)	List Price (Ea.)	Product Class
1205-05	1/2"	2 - 5	4-1/8"	White	20	4.5	17.44	41CV
1205-07	3/4"	2-1/2 - 5	4-1/8"	White	20	4.5	18.36	41CV
1205-10	1"	4-1/8 - 17	5-1/4"	White	20	8.5	24.21	41CV
1205-12	1-1/4"	4 - 50	6-3/16"	White	15	12.5	31.01	41CV
1205-15	1-1/2"	3-1/2 - 50	6-3/16"	White	15	13.5	33.02	41CV
1205-20	2"	1-3/4 - 14-1/2	9-3/4"	White	10	14.5	48.34	41CV
1205-07-20	3/4"	20	4-1/8"	White	20	4.5	18.36	41CV
1205V07	3/4" with Viton	5	4-1/8"	White	20	4.5	18.17	41CV

White PVC S x S

Factory Set at 5 lbs.



1225-10	1"	4-1/4 - 17	5-1/4"	White	20	8.5	24.21	41CV
1228V15	1-1/2" with Viton	30	6-3/16"	White	15	12.5	33.86	41CV

White PVC FPT x MPT

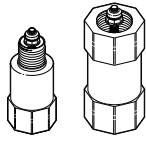
Factory Set at 5 lbs.



1235-07	3/4"	2-1/2 - 5	4-1/8"	White	20	4.5	18.36	41CV
1235-10	1"	4-1/4 - 17	5-1/4"	White	20	8.5	24.21	41CV

ADJUSTABLE SPRING CHECK VALVES

Adjustable Check Valve

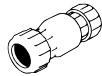


Part No.	Ref. No.	Description	Pkg. Qty.	List Price (Ea.)	Product Class
CV-0500-FF	1100-05	1/2" FPT x FPT Gray PVC	100	10.23	41CV
CV-0500-FM		1/2" FPT x MPT Gray PVC	100	10.23	41CV
CV-0500-MF	1101-05	1/2" MPT x FPT Gray PVC	100	10.23	41CV
CV-0575-FM		1/2" x 3/4" FPT x MPT Gray PVC	100	11.22	41CV
CV-0750-FF	1100-07	3/4" FPT x FPT Gray PVC	60	10.99	41CV
CV-0750-FM		3/4" FPT x MPT Gray PVC	60	10.99	41CV
CV-0750-MF	1101-07	3/4" MPT x FPT Gray PVC	60	10.99	41CV
CV-1000-FF	1100-10	1" FPT x FPT Gray PVC	48	17.02	41CV
CV-1000-FM		1" FPT x MPT Gray PVC	48	17.02	41CV
CV-1000-MF		1" MPT x FPT Gray PVC	48	17.02	41CV
WCV-0750-MF		1/2" MPT x FPT White PVC	60	12.39	41CV
WCV-1000-MF		3/4" MPT x FPT White PVC	48	18.27	41CV
UCV-0500-FF		1/2" FPT x FPT Tan UV-Resistant	100	12.06	41CV
UCV-0500-MF		1/2" MPT x FPT Tan UV-Resistant	100	12.33	41CV
UCV-0750-FF		3/4" FPT x FPT Tan UV-Resistant	60	13.76	41CV
UCV-0750-MF		3/4" MPT x FPT Tan UV-Resistant	60	14.07	41CV
UCV-1000-FF		1" FPT x FPT Tan UV-Resistant	48	19.58	41CV

* Adjustable Check Valve, White

SWING CHECK VALVES

White PVC Compression



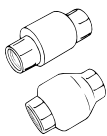
Part No.	Ref. No.	IPS Size & Connection	Body Length	Color	Pkg. Qty.	Case (lbs.)	List Price (Ea.)	Product Class
1500-12	KSC-1250-C	1-1/4" UC x UC	7-1/2"	White	12	5.6	33.59	41CV
1500-15	KSC-1500-C	1-1/2" UC x UC	7-1/2"	White	12	6.3	37.45	41CV
1500-20	KSC-2000-C	2" UC x UC	9-3/4"	White	12	16.0	52.72	41CV
1500-30	KSC-3000-C	3" UC x UC	14"	White	2	10.0	134.94	41CV

Clear PVC Compression



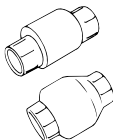
1500C15	KSCC-1500-C	1-1/2" UC x UC	8-1/2"	Clear	12	14.2	43.76	41CV
1500C20	KSCC-2000-C	2" UC x UC	9-3/4"	Clear	12	16.0	64.87	41CV

White PVC Threaded



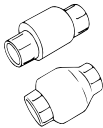
1520-05F	KSC-0500-T	1/2" FPT x FPT	3-1/2"	White	20	4.0	22.79	41CV
1520-07F	KSC-0750-T	3/4" FPT x FPT	3-1/2"	White	25	5.0	23.20	41CV
1520-10F	KSC-1000-T	1" FPT x FPT	5-1/8"	White	25	10.0	24.02	41CV
1520-12F	KSC-1250-T	1-1/4" FPT x FPT	5-1/4"	White	12	6.9	25.07	41CV
1520-15F	KSC-1500-T	1-1/2" FPT x FPT	5-3/4"	White	12	7.0	26.65	41CV
1520-20F	KSC-2000-T	2" FPT x FPT	6"	White	12	13.0	40.73	41CV

White PVC S x S



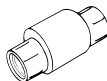
1520-05	KSC-0500-S	1/2" S x S	3-1/2"	White	20	4.0	21.62	41CV
1520-07	KSC-0750-S	3/4" S x S	3-1/2"	White	25	5.0	22.01	41CV
1520-10	KSC-1000-S	1" S x S	5-1/8"	White	25	10.0	22.79	41CV
1520-12	KSC-1250-S	1-1/4" S x S	5-1/4"	White	12	6.9	24.28	41CV
1520-15	KSC-1500-S	1-1/2" S x S	5-3/4"	White	12	7.0	25.02	41CV
1520-20	KSC-2000-S	2" S x S	6"	White	12	13.0	38.24	41CV
1520-30	KSC-3000-S	3" S x S	9"	White	4	11.0	68.16	41CV
1520-40	KSC-3000-S	4" S x S	9-1/2"	White	1	3.2	96.58	41CV
1520V20		2" S x S w/ Viton Seal	6"	White	12	13.0	55.07	41CV

CPVC



1520H10		1" S x S	5-1/8"	Gray	25	9.8	65.34	41CV
1520H15		1-1/2" S x S	5-3/4"	Gray	12	8.2	96.05	41CV
1520H20		2" S x S	6"	Gray	12	12.4	119.54	41CV
1520H30		3" S x S	9"	Gray	4	11.0	165.08	41CV
1520H40		4" S x S	9-1/2"	Gray	1	4.3	249.41	41CV

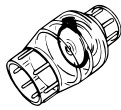
PVC Low-Profile Swing Check Valve



Part No.	IPS Size	Body Length	Color	Pkg. Qty.	Case (lbs.)	List Price (Ea.)	Product Class
KSL-0750-S	1/4"	5"	White	18	8.2	20.33	41CV
KSL-1000-S	1"	4-3/4"	White	18	7.3	21.06	41CV
KSL-1250-S	1-1/4"	5-1/4"	White	12	8.2	21.96	41CV
KSL-1500-S	1-1/2"	5-1/2"	White	12	8.8	23.36	41CV
KSL-2000-S	2"	6-1/2"	White	8	8.2	35.74	41CV

SWING CHECK VALVES (CONT.)

Clear PVC Threaded



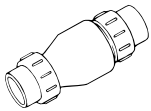
Part No.	Ref. No.	IPS Size & Connection	Body Length	Color	Pkg. Qty.	Case (lbs.)	List Price (Ea.)	Product Class
1520C05F	KSCC-0500-T	1/2" FPT x FPT	3-1/2"	Clear	20	4.0	29.66	41CV
1520C07F	KSCC-0750-T	3/4" FPT x FPT	3-1/2"	Clear	25	5.0	30.71	41CV
1520C10F	KSCC-1000-T	1" FPT x FPT	5-1/8"	Clear	25	10.0	31.55	41CV
1520C15F	KSCC-1500-T	1-1/2" FPT x FPT	5-3/4"	Clear	12	7.0	35.94	41CV
1520C20F	KSCC-2000-T	2" FPT x FPT	6"	Clear	12	13.0	51.81	41CV
1520C05	KSCC-0500-S	1/2" S x S	3-1/2"	Clear	20	4.0	29.66	41CV
1520C07	KSCC-0750-S	3/4" S x S	3-1/2"	Clear	25	5.0	30.71	41CV
1520C10	KSCC-1000-S	1" S x S	5-1/8"	Clear	25	10.0	31.55	41CV
1520C12	KSCC-1250-S	1-1/4" S x S	5-1/4"	Clear	12	6.9	33.23	41CV
1520C15	KSCC-1500-S	1-1/2" S x S	5-3/4"	Clear	12	7.0	35.94	41CV
1520C20	KSCC-2000-S	2" S x S	6"	Clear	12	13.0	51.81	41CV
1520C30	KSCC-3000-S	3" S x S	9"	Clear	4	11.0	95.33	41CV
1520C40	KSCC-4000-S	4" S x S	9-1/2"	Clear	1	3.2	128.37	41CV
1520C15V		1-1/2" S x S w/ Viton Seal	5-3/4"	Clear	12	7.0	45.31	41CV
1520C20V		2" S x S w/ Viton Seal	6"	Clear	12	13.0	65.48	41CV

Clear PVC S x S




TRUE UNION SWING CHECK VALVES

White PVC



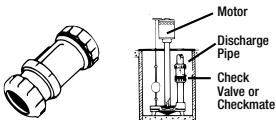
Part No.	Ref. No.	IPS Size & Connection	Body Length	Color	Pkg. Qty.	Case (lbs.)	List Price (Ea.)	Product Class
1720-07		3/4" U x U	5-1/2"	White	20	9.0	22.64	41CV
1720-10		1" U x U	6-7/8"	White	20	14.5	27.08	41CV
1720-15	KSC-1500-SU	1-1/2" U x U	8"	White	12	13.5	27.43	41CV
1720-20	KSC-2000-SU	2" U x U	9-5/8"	White	12	23.7	40.08	41CV
1720-30	KSC-3000-SU	3" U x U	12-5/8"	White	6	33.5	100.19	41CV
1720C07	KSCC-0750-SU	3/4" U x U	5-1/2"	Clear	20	9.0	26.35	41CV
1720C10	KSCC-1000-SU	1" U x U	6-7/8"	Clear	20	14.5	31.11	41CV
1720C15	KSCC-1500-SU	1-1/2" U x U	8"	Clear	12	13.5	39.52	41CV
1720C20	KSCC-2000-SU	2" U x U	9-5/8"	Clear	12	23.7	53.84	41CV
1720C30	KSCC-3000-SU	3" U x U	12-5/8"	Clear	6	33.5	106.77	41CV

Clear PVC



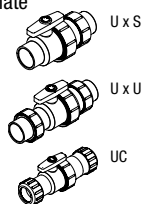
SUMP PUMP VALVES & CHECKMATE

Sump Pump Valve



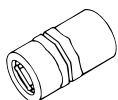
Part No.	Ref. No.	IPS Size & Connection	Body Length	Color	Pkg. Qty.	Case (lbs.)	List Price (Ea.)	Product Class
1400-15		1-1/4" or 1-1/2" UC	5-1/4"	White	12	7.0	24.56	41CV
2200-15	BCX-1500-S	1-1/2" U x S	8"	White	12	20.8	44.55	41BV
2200-15UC		1-1/2" UC	10-3/4"	White	12	25.9	53.88	41BV
2200-15TU		1-1/2" U x U	10-1/2"	White	12	25.0	59.01	41BV
2200-20	BCX-2000-S	2" U x S	9-3/8"	White	12	30.0	67.39	41BV
2200C20TU		2" U x U	13-3/8"	White	12	28.0	83.72	41BV
2200-20UC		2" UC	12-5/16"	White	12	37.5	72.03	41BV
2200-20TU		2" U x U	12-3/8"	White	12	36.2	78.26	41BV

Checkmate



FLO-CHECK BREAKAWAY COUPLING VALVES

Flo-Check Breakaway Coupling – Cal Trans Orange



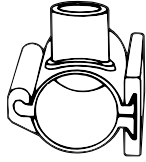
Part No.	IPS Size & Connection	Color	Pkg. Qty.	Case (lbs.)	List Price (Ea.)	Product Class
1010-05-0	1/2" FPT x 1/2" FPT	Cal Trans Orange	30	30.0	13.56	41CV
1010-07-0	3/4" FPT x 3/4" FPT	Cal Trans Orange	25	25.0	15.16	41CV

To be used on galvanized or iron pipe only

CLAMP-IT™ SADDLES

For Poly Pipe –
PE Pipe-IPS Fixed Outlet

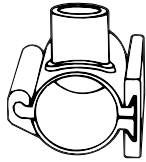
For Polyethylene Tubing Main Line



Part No.	Pipe Size	IPS Tap Size & Connection	Color	Pkg. Qty.	Case (lbs.)	List Price (Ea.)	Product Class
331510P	1-1/2"	1" S	Gray	25	9.0	17.29	41FS
322010P	2"	1" FPT	Gray	25	9.0	21.17	41FS
332007P	2"	3/4" S	Gray	25	9.0	19.17	41FS
332010P	2"	1" S	Gray	25	9.0	19.17	41FS
325010P	2-1/2"	1" FPT	Gray	25	11.0	23.09	41FS
353010P	3"	1" S	Gray	15	10.0	24.59	41FS
344007P	4"	3/4" FPT	Gray	15	8.0	35.56	41FS

For IPS Pipe Sizes –
PVC-IPS Fixed Outlet

For PVC Pipe Main Line

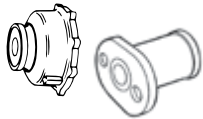


421507	1-1/2"	3/4" FPT	Gray	5	4.0	34.69	41FS
421510	1-1/2"	1" FPT	Gray	5	4.5	34.69	41FS
422007	2"	3/4" FPT	Gray	5	4.5	40.18	41FS
422010	2"	1" FPT	Gray	5	4.5	41.49	41FS
422012	2"	1-1/4" FPT	Gray	5	5.0	41.49	41FS
422015	2"	1-1/2" FPT	Gray	5	5.0	41.49	41FS
432007	2"	3/4" S	Gray	5	4.5	37.13	41FS
432010	2"	1" S	Gray	5	4.5	37.13	41FS
432012	2"	1-1/4" S	Gray	5	4.5	37.13	41FS
432015	2"	1-1/2" S	Gray	5	5.0	37.13	41FS
422507	2-1/2"	3/4" FPT	Gray	5	5.0	47.46	41FS
422510	2-1/2"	1" FPT	Gray	5	5.0	47.46	41FS
422515	2-1/2"	1-1/2" FPT	Gray	5	5.0	47.46	41FS
422520	2-1/2"	2" FPT	Gray	5	5.0	47.46	41FS
432510	2-1/2"	1" S	Gray	5	5.0	50.34	41FS
432515	2-1/2"	1-1/2" S	Gray	5	5.0	50.34	41FS
432520	2-1/2"	2" S	Gray	5	5.0	50.34	41FS
443007	3"	3/4" FPT	Gray	5	8.0	56.73	41FS
443010	3"	1" FPT	Gray	5	8.0	56.73	41FS
443012	3"	1-1/4" FPT	Gray	5	8.5	56.73	41FS
443015	3"	1-1/2" FPT	Gray	5	8.5	54.36	41FS
443020	3"	2" FPT	Gray	5	8.5	56.73	41FS
453007	3"	3/4" S	Gray	5	8.0	50.34	41FS
453010	3"	1" S	Gray	5	8.0	50.34	41FS
453012	3"	1-1/4" S	Gray	5	8.0	50.34	41FS
453015	3"	1-1/2" S	Gray	5	8.5	50.34	41FS
453020	3"	2" S	Gray	5	8.5	50.34	41FS
444007	4"	3/4" FPT	Gray	5	9.5	69.20	41FS
444010	4"	1" FPT	Gray	5	9.5	71.42	41FS
444012	4"	1-1/4" FPT	Gray	5	10.0	71.42	41FS
444015	4"	1-1/2" FPT	Gray	5	10.0	71.42	41FS
444020	4"	2" FPT	Gray	5	10.0	71.42	41FS
454007	4"	3/4" S	Gray	5	9.5	64.51	41FS
454010	4"	1" S	Gray	5	9.5	64.51	41FS
454015	4"	1-1/2" S	Gray	5	9.5	64.51	41FS
454020	4"	2" S	Gray	5	9.5	64.51	41FS
446007	6"	3/4" FPT	Gray	5	12.0	104.13	41FS
446010	6"	1" FPT	Gray	5	12.0	104.13	41FS
446012	6"	1-1/4" FPT	Gray	5	12.0	104.13	41FS
446015	6"	1-1/2" FPT	Gray	5	12.5	104.13	41FS
446020	6"	2" FPT	Gray	5	12.5	100.86	41FS
456007	6"	3/4" S	Gray	5	11.5	104.13	41FS
456010	6"	1" S	Gray	5	11.5	104.13	41FS
456015	6"	1-1/2" S	Gray	5	12.0	104.13	41FS
456020	6"	2" S	Gray	5	12.0	100.86	41FS
448007	8"	3/4" FPT	Gray	5	17.0	126.36	41FS
448010	8"	1" FPT	Gray	5	17.0	126.36	41FS
448015	8"	1-1/2" FPT	Gray	5	17.0	126.36	41FS
448020	8"	2" FPT	Gray	5	17.0	122.40	41FS
458015	8"	1-1/2" S	Gray	5	17.0	126.36	41FS
458020	8"	2" S	Gray	5	17.0	122.40	41FS

FLO-TAP™ HOT/WET TAPS FOR PVC PIPE

	Part No.	Branch Size & Connection	Pipe Size	Color	Pkg. Qty.	Case (lbs.)	List Price (Ea.)	Product Class
For PVC Pipes 3/4" and 1" Service Lines Cap	3115	3/4" S x 1" Spg	1-1/2"	Gray	5	5.5	70.54	41FS
	3120	3/4" S x 1" Spg	2"	Gray	5	6.0	71.13	41FS
	3125	3/4" S x 1" Spg	2-1/2"	Gray	5	6.0	71.74	41FS
	3130	3/4" S x 1" Spg	3"	Gray	5	11.0	79.88	41FS
	3140	3/4" S x 1" Spg	4"	Gray	5	11.0	92.14	41FS
	3160	3/4" S x 1" Spg	6"	Gray	5	13.0	135.81	41FS
For PVC Pipes 1-1/2" and 2" Service Lines	3220	1-1/2" S x 2" Spg	2"	Gray	5	9.5	138.99	41FS
	3225	1-1/2" S x 2" Spg	2-1/2"	Gray	5	9.5	143.64	41FS
	3230	1-1/2" S x 2" Spg	3"	Gray	5	15.0	153.59	41FS
	3240	1-1/2" S x 2" Spg	4"	Gray	5	14.0	167.58	41FS
	3260	1-1/2" S x 2" Spg	6"	Gray	5	20.0	226.58	41FS
	3280	1-1/2" S x 2" Spg	8"	Gray	5	25.0	241.83	41FS

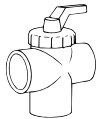
FIRE HYDRANT CAP & SEWER CLEANOUT



Part No.	IPS Size	Color	Pkg. Qty.	Case (lbs.)	List Price (Ea.)	Product Class
23-25T	2-1/2" FPT x 3/4" FPT	Gray	15	8.0	27.13	41UN
22-040	4" Sewer Cleanout	Gray	6	10.0	74.48	41UN

SINGLE UNION BALL VALVES

CPVC Three-Way
Diverter Valve



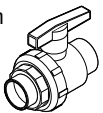
Part No.	IPS Size & Connection	Body Length	Color	Pkg. Qty.	Case (lbs.)	List Price (Ea.)	Product Class
1930-15	1-1/2"	7"	Tan	1	2.2	74.40	41BV

PVC Single Union
Serviceable



1350-15	1-1/2" S x S	5-1/8"	White	12	12.0	33.46	41BV
1350-20	2" S x S	6"	White	6	6.0	47.73	41BV

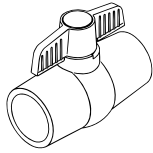
PVC Single Union
Non-Serviceable



Part No.	Description	Color	Pkg. Qty.	List Price (Ea.)	Product Class
WSU-1520-S	1-1/2"+ 2" x 1-1/2"+ 2" IPS HUB & SPIGOT	White	8	29.73	42LT

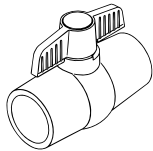
PVC MOLDED-IN-PLACE BALL VALVES

MIP Non-Serviceable
White
PVC



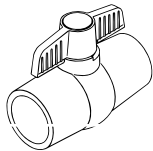
Part No.	IPS Size & Connection	Body Length	Color	Pkg. Qty.	Case (lbs.)	List Price (Ea.)	Product Class
E1310-05	1/2" S x S	3-1/4"	White	36	6.5	4.34	41MV
E1310-07	3/4" S x S	3-3/4"	White	18	5.9	5.91	41MV
E1310-10	1" S x S	4-1/4"	White	25	12.4	8.64	41MV
E1310-12	1-1/4" S x S	4-1/2"	White	12	7.6	12.13	41MV
E1310-15	1-1/2" S x S	5-1/4"	White	12	11.6	17.31	41MV
E1310-20	2" S x S	5-3/4"	White	6	9.6	22.20	41MV
E1310-25	2-1/2" S x S	7"	White	6	15.0	78.38	41MV
E1310-30	3" S x S	8-1/2"	White	2	4.0	132.63	41MV
E1310-40	4" S x S	9"	White	1	3.0	241.16	41MV
E1310-60	6" S x S	13"	White	1	5.0	434.07	41MV
E1320-05	1/2" FPT x FPT	3-1/4"	White	36	6.7	4.34	41MV
E1320-07	3/4" FPT x FPT	3-1/4"	White	18	6.1	5.91	41MV
E1320-10	1" FPT x FPT	4-1/4"	White	25	13.0	8.64	41MV
E1320-12	1-1/4" FPT x FPT	4-1/4"	White	12	8.0	12.13	41MV
E1320-15	1-1/2" FPT x FPT	5-1/2"	White	12	12.0	17.31	41MV
E1320-20	2" FPT x FPT	5-3/4"	White	6	10.0	22.20	41MV
E1320-25	2-1/2" FPT x FPT	7"	White	6	15.0	78.38	41MV
E1320-30	3" FPT x FPT	8-1/2"	White	2	4.0	132.63	41MV
E1320-40	4" FPT x FPT	9"	White	1	3.0	241.16	41MV

MIP Non-Serviceable (NSF)
White
PVC



E1410-05	1/2" S x S	3-1/4"	White	36	6.5	7.97	41MV
E1410-07	3/4" S x S	3-3/4"	White	18	5.9	10.14	41MV
E1410-10	1" S x S	4-1/4"	White	25	12.4	14.52	41MV
E1410-12	1-1/4" S x S	4-1/2"	White	12	7.6	21.51	41MV
E1410-15	1-1/2" S x S	5-1/4"	White	12	11.6	28.22	41MV
E1410-20	2" S x S	5-3/4"	White	6	9.6	30.69	41MV
E1410-25	2-1/2" S x S	7"	White	6	15.0	149.11	41MV
E1410-30	3" S x S	8-1/2"	White	2	4.0	256.77	41MV
E1410-40	4" S x S	9"	White	1	3.0	466.41	41MV
E1420-05	1/2" FPT x FPT	3-1/4"	White	36	6.7	7.97	41MV
E1420-07	3/4" FPT x FPT	3-1/4"	White	18	6.1	10.14	41MV
E1420-10	1" FPT x FPT	4-1/4"	White	25	13.0	14.52	41MV
E1420-12	1-1/4" FPT x FPT	4-1/4"	White	12	8.0	21.51	41MV
E1420-15	1-1/2" FPT x FPT	5-1/2"	White	12	12.0	28.22	41MV
E1420-20	2" FPT x FPT	5-3/4"	White	6	10.0	30.69	41MV
E1420-25	2-1/2" FPT x FPT	7"	White	6	15.0	149.11	41MV
E1420-30	3" FPT x FPT	8-1/2"	White	2	4.0	256.77	41MV
E1420-40	4" FPT x FPT	9"	White	1	3.0	466.41	41MV

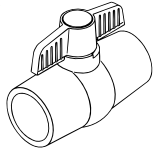
MIP Non-Serviceable
Gray
PVC



E1610-05	1/2" S x S	3-1/4"	Gray	36	6.5	4.34	41MV
E1610-07	3/4" S x S	3-3/4"	Gray	18	5.9	5.91	41MV
E1610-10	1" S x S	4-1/4"	Gray	25	12.4	8.64	41MV
E1610-12	1-1/4" S x S	4-1/2"	Gray	12	7.6	12.13	41MV
E1610-15	1-1/2" S x S	5-1/4"	Gray	25	11.6	17.31	41MV
E1610-20	2" S x S	5-3/4"	Gray	12	9.6	22.20	41MV
E1620-05	1/2" FPT x FPT	3-1/4"	Gray	25	6.7	4.34	41MV
E1620-07	3/4" FPT x FPT	3-1/4"	Gray	25	6.1	5.91	41MV
E1620-10	1" FPT x FPT	4-1/4"	Gray	25	13.0	8.64	41MV
E1620-12	1-1/4" FPT x FPT	4-1/4"	Gray	12	8.0	12.13	41MV
E1620-15	1-1/2" FPT x FPT	5-1/2"	Gray	12	12.0	17.31	41MV
E1620-20	2" FPT x FPT	5-3/4"	Gray	6	10.0	22.20	41MV

CPVC MOLDED-IN-PLACE BALL VALVES

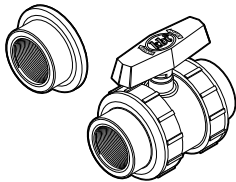
MIP CTS
Tan
CPVC



Part No.	IPS Size & Connection	Body Length	Color	Pkg. Qty.	Case (lbs.)	List Price (Ea.)	Product Class
C1310-05	1/2" CTS S x S	3-1/4"	Tan	25	6.0	13.27	41MV
C1310-07	3/4" CTS S x S	4"	Tan	25	7.0	18.08	41MV
C1310-10	1" CTS S x S	4-1/4"	Tan	25	11.0	26.52	41MV
C1310-12	1-1/4" CTS S x S	4-1/2"	Tan	25	14.0	37.38	41MV
C1310-15	1-1/2" CTS S x S	5-1/2"	Tan	25	14.0	50.64	41MV
C1310-20	2" CTS S x S	6"	Tan	15	18.0	81.99	41MV

PVC TRUE UNION BALL VALVES

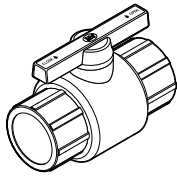
PVC Sch. 80
True Union Serviceable



Part No.	Description	Pkg. Qty.	List Price (Ea.)	Product Class
BTU-0500-E	1/2" BLK TRUE UNION - EPDM Slip & Threaded	18	45.76	42BV
BTU-0500-V	1/2" BLK TRUE UNION - VITON Slip & Threaded	18	55.73	42BV
BTU-0750-E	3/4" BLK TRUE UNION - EPDM Slip & Threaded	10	53.54	42BV
BTU-0750-V	3/4" BLK TRUE UNION - VITON Slip & Threaded	10	65.92	42BV
BTU-1000-E	1" BLK TRUE UNION - EPDM Slip & Threaded	8	63.11	42BV
BTU-1000-V	1" BLK TRUE UNION - VITON Slip & Threaded	8	78.63	42BV
BTU-1250-E	1-1/4" BLK TRUE UNION - EPDM Slip & Threaded	4	89.16	42BV
BTU-1250-V	1-1/4" BLK TRUE UNION - EPDM Slip & Threaded	4	124.63	42BV
BTU-1500-E	1-1/2" BLK TRUE UNION - EPDM Slip & Threaded	4	106.28	42BV
BTU-1500-V	1-1/2" BLK TRUE UNION - VITON Slip & Threaded	4	130.58	42BV
BTU-2000-E	2" BLK TRUE UNION - EPDM Slip & Threaded	2	138.77	42BV
BTU-2000-V	2" BLK TRUE UNION - VITON Slip & Threaded	2	170.89	42BV
BTU-2500-SE	2-1/2" SLIP EPDM BLK TRUE UNION	1	358.63	42BV
BTU-2500-TE	2-1/2" THD EPDM BLK TRUE VALVE	1	358.63	42BV
BTU-2500-TV	2-1/2" FIPT x FIPT with Viton O-Rings Blocked True Union Ball Valve	1	414.60	42BV
BTU-3000-SE	3" SLIP EPDM BLK TRUE UNION	1	434.24	42BV
BTU-3000-TE	3" THD EPDM BLK TRUE UNION	1	434.24	42BV
BTU-4000-SE	4" SLIP EPDM BLK TRUE UNION	1	751.32	42BV
BTU-4000-TE	4" THD EPDM BLK TRUE UNION	1	751.32	42BV

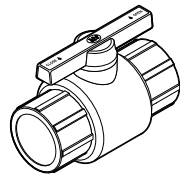
PVC LO-TORQUE BALL VALVES

PVC Sch. 80 LO-TORQUE
Gray



Part No.	Description	Pkg. Qty.	List Price (Ea.)	Product Class
LT-0500-S	1/2" LO-TORQ BALL VALVE SLIP	36	25.04	42LT
LT-0500-T	1/2" LO-TORQ VALVE THREADED	36	25.04	42LT
LT-0750-S	3/4" LO-TORQ BALL VALVE SLIP	24	34.03	42LT
LT-0750-SV	3/4" LO-TORQ BALL VALVE VITON	24	40.87	42LT
LT-0750-T	3/4" LO-TORQ BALL VALVE THREADED	24	34.03	42LT
LT-1000-S	1" LO-TORQ BALL VALVE SLIP	18	36.02	42LT
LT-1000-SV	1" LO-TORQ VALVE VITON SLIP	18	46.57	42LT
LT-1000-T	1" LO-TORQ BALL VALVE THREADED	18	36.02	42LT
LT-1250-S	1-1/4" LO-TORQ BALL VALVE SLIP	8	62.01	42LT
LT-1250-SC	1-1/4" GRAY CPVC BALL VALVE IPS	8	34.85	42LT
LT-1250-SV	1-1/4" LO-TORQ VALVE VITON	8	80.21	42LT
LT-1250-T	1-1/4" LO-TORQ BALL VALVE THREADED	8	62.01	42LT
LT-1500-S	1-1/2" LO-TORQ BALL VALVE SLIP	6	68.12	42LT
LT-1500-T	1-1/2" LO-TORQ BALL VALVE THREADED	6	69.27	42LT
LT-2000-S	2" GRAY CPVC BALL VALVE IPS	4	90.99	42LT
LT-2000-T	2" LO-TORQ BALL VALVE THREADED	4	92.52	42LT

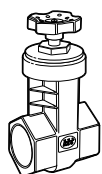
PVC Sch. 40 LO-TORQ
White



WLT-0500-S	1/2" SCH 40 LO-TORQ VALVE/SLIP	36	12.74	42LT
WLT-0500-T	1/2" SCH 40 LO-TORQ VALVE/THREADED	36	12.74	42LT
WLT-0750-S	3/4" SCH 40 LO-TORQ VALVE/SLIP	24	14.63	42LT
WLT-0750-T	3/4" SCH 40 LO-TORQ VALVE/THREADED	24	14.63	42LT
WLT-1000-S	1" SCH 40 LO-TORQ VALVE/SLIP	18	19.82	42LT
WLT-1000-T	1" SCH 40 LO-TORQ VALVE/THREADED	18	19.82	42LT
WLT-1250-S	1-1/4" SCH 40 LO-TORQ VALVE/SLIP	8	26.60	42LT
WLT-1250-T	1-1/4" SCH 40 LO-TORQ VALVE/THREADED	8	26.60	42LT
WLT-1500-S	1-1/2" LO-TORQ BALL VALVE/SLIP	6	41.95	42LT
WLT-1500-T	1-1/2" LO-TORQ BALL VALVE/THREADED	6	41.95	42LT
WLT-2000-S	2" SCH 40 LO-TORQ VALVE/SLIP	4	51.27	42LT
WLT-2000-T	2" SCH 40 LO-TORQ VALVE/THREADED	4	51.27	42LT

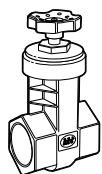
PVC & ACETAL GATE VALVES

PVC Sch. 40 Gate Valve
White



Part No.	Description	Pkg. Qty.	List Price (Ea.)	Product Class
GVP-0500-S	1/2" S x S	24	30.57	42GV
GVP-0500-T	1/2" FPT x FPT	24	31.21	42GV
GVP-0750-S	3/4" S x S	20	37.42	42GV
GVP-0750-T	3/4" FPT x FPT	20	38.22	42GV
GVP-1000-S	1" S x S	16	44.38	42GV
GVP-1000-T	1" FPT x FPT	16	45.32	42GV
GVP-1250-S	1-1/4" S x S	8	61.36	42GV
GVP-1250-T	1-1/4" FPT x FPT	8	62.67	42GV
GVP-1500-S	1-1/2" S x S	6	78.30	42GV
GVP-1500-T	1-1/2" FPT x FPT	6	79.97	42GV
GVP-2000-S	2" S x S	4	100.61	42GV
GVP-2000-T	2" FPT x FPT	4	102.74	42GV

PVC Sch. 80 Gate Valve
Gray



GVG-0500-S	1/2" S x S	24	34.28	42GV
GVG-0500-T	1/2" FPT x FPT	24	35.01	42GV
GVG-0750-S	3/4" S x S	20	42.02	42GV
GVG-0750-T	3/4" FPT x FPT	20	42.92	42GV
GVG-1000-S	1" S x S	16	49.83	42GV
GVG-1000-SV	1" S x S VITON	16	61.08	42GV
GVG-1000-T	1" FPT x FPT	16	50.90	42GV
GVG-1000-TV	1" FPT x FPT VITON	16	87.14	42GV
GVG-1250-S	1-1/4" S x S	8	68.84	42GV
GVG-1250-SV	1-1/4" S x S VITON	8	87.14	42GV
GVG-1250-T	1-1/4" FPT x FPT	8	70.30	42GV
GVG-1250-TV	1-1/4" FPT x FPT VITON	8	109.66	42GV
GVG-1500-S	1-1/2" S x S	6	86.81	42GV
GVG-1500-SV	1-1/2" S x S VITON	6	82.13	42GV
GVG-1500-T	1-1/2" FPT x FPT	6	90.58	42GV
GVG-2000-S	2" S x S	4	108.20	42GV
GVG-2000-T	2" FPT x FPT	4	115.30	42GV
GVG-2000-TV	2" FPT x FPT VITON	4	140.79	42GV

Acetal Gate Valve
Bronze



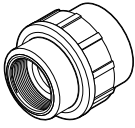
GVL-0500-E	1/2" FPT x FPT EPDM	24	35.80	42GV
GVL-0500-V	1/2" FPT x FPT VITON	24	42.96	42GV
GVL-0750-E	3/4" FPT x FPT EPDM	20	43.80	42GV
GVL-0750-V	3/4" FPT x FPT VITON	20	52.58	42GV
GVL-1000-E	1" FPT x FPT EPDM	16	51.93	42GV
GVL-1000-V	1" FPT x FPT VITON	16	62.31	42GV
GVL-1500-E	1-1/2" FPT x FPT EPDM	6	91.66	42GV
GVL-1500-V	1-1/2" FPT x FPT VITON	6	109.99	42GV
GVL-2000-V	2" FPT x FPT VITON	4	141.31	42GV

PVC UNIONS SCH. 80

Sch. 80 Union Gray	Part No.	Description	Color	Pkg. Qty.	List Price (Ea.)	Product Class
1/2"	U-0500-S	1/2" PVC SCH 80 UNION SLIP	Gray	48	14.94	42UN
	U-0500-SM	1/2" SCH 80 UNION SLIP x MIPT	Gray	48	18.79	42UN
	U-0500-ST	1/2" PVC UNION (SLIP/THREADED)	Gray	48	19.19	42UN
	U-0500-T	1/2" PVC SCH 80 UNION/THREADED	Gray	48	17.44	42UN
	U-0500-TM	1/2" SCH 80 UNION FIPT x MIPT	Gray	48	19.58	42UN
3/4"	U-0750-S	3/4" PVC SCH 80 UNION SLIP	Gray	24	18.87	42UN
	U-0750-SM	3/4" SCH 80 UNION SLIP x MIPT	Gray	24	22.23	42UN
	U-0750-ST	3/4" PVC UNION (SLIP/THREADED)	Gray	24	20.68	42UN
	U-0750-SV	3/4" SCH 80 SLIP VITON UNION	Gray	24	20.21	42UN
	U-0750-T	3/4" PVC SCH 80 UNION/THREADED	Gray	24	24.58	42UN
	U-0750-TM	3/4" SCH 80 UNION FIPT x MIPT	Gray	24	27.60	42UN
	U-0750-TSV	3/4" PVC SLIP/THREADED VITON UNION	Gray	24	21.08	42UN
1"	U-1000-S	1" PVC SCH 80 UNION SLIP	Gray	18	21.66	42UN
	U-1000-SM	1" SCH 80 UNION SLIP x MIPT	Gray	18	23.81	42UN
	U-1000-SMV	1" SCH 80 SLIP x MIPT VITON	Gray	18	25.93	42UN
	U-1000-ST	1" PVC UNION (SLIP/THREADED)	Gray	18	26.19	42UN
	U-1000-SV	1" SCH 80 SLIP VITON UNION	Gray	18	24.85	42UN
	U-1000-T	1" PVC SCH 80 UNION/THREADED	Gray	18	32.31	42UN
	U-1000-TM	1" SCH 80 UNION FIPT x MIPT	Gray	18	37.06	42UN
U-1000-TV	1" SCH 80 THREADED VITON UNION	Gray	18	37.71	42UN	
1-1/4"	U-1250-S	1-1/4" PVC SCH 80 UNION SLIP	Gray	12	43.20	42UN
	U-1250-SM	1-1/4" SCH 80 UNION SLIP x MIPT	Gray	12	48.52	42UN
	U-1250-SMV	1-1/4" SCH 80 SLIP x MIPT VITON	Gray	12	50.61	42UN
	U-1250-ST	1-1/4" PVC UNION (SLIP/THREADED)	Gray	12	55.02	42UN
	U-1250-SV	1-1/4" SCH 80 SLIP VITON UNION	Gray	12	46.11	42UN
	U-1250-T	1-1/4" PVC SCH 80 UNION/THREADED	Gray	12	62.17	42UN
1-1/2"	U-1500-S	1-1/2" PVC SCH 80 UNION SLIP	Gray	12	48.08	42UN
	U-1500-SM	1-1/2" SCH 80 UNION SLIP x MIPT	Gray	8	52.91	42UN
	U-1500-SMV	1-1/2" SCH 80 SLIP x MIPT VITON	Gray	8	56.51	42UN
	U-1500-ST	1-1/2" PVC UNION (SLIP x THD)	Gray	12	58.49	42UN
	U-1500-SV	1-1/2" SCH 80 SLIP VITON UNION	Gray	12	52.44	42UN
	U-1500-T	1-1/2" PVC SCH 80 UNION/THREADED	Gray	12	76.56	42UN
	U-1500-TM	1-1/2" SCH 80 UNION FIPT x MIPT	Gray	8	87.82	42UN
	U-1500-TSV	1-1/2" PVC UNION T x S VITON	Gray	12	90.37	42UN
	U-1500-TV	1-1/2" SCH 80 THREADED VITON UNION	Gray	12	96.61	42UN
2"	U-2000-S	2" PVC SCH 80 UNION SLIP	Gray	6	66.76	42UN
	U-2000-SM	2" SCH 80 UNION SLIP x MIPT	Gray	6	73.44	42UN
	U-2000-ST	2" GRAY PVC UNION (SLIP x THD)	Gray	6	92.40	42UN
	U-2000-T	2" PVC SCH 80 UNION/THREADED	Gray	6	118.04	42UN
	U-2000-TM	2" SCH 80 UNION FIPT x MIPT	Gray	6	135.40	42UN
	U-2000-TV	2" SCH 80 THREADED VITON UNION	Gray	6	137.51	42UN
2-1/2"	U-2500-S	2-1/2" GRAY PVC SLIP UNION	Gray	4	108.06	42UN
	U-2500-T	2-1/2" GRAY PVC THREADED UNION	Gray	4	160.13	42UN
	U-2500-TV	2-1/2" GRAY UNION THREADED - VITON	Gray	4	179.86	42UN
3"	U-3000-S	3" GRAY PVC SLIP UNION	Gray	2	126.58	42UN
	U-3000-SV	3" GRAY PVC UNION SLIP - VITON	Gray	2	142.19	42UN
	U-3000-T	3" GRAY PVC THREADED UNION	Gray	2	306.25	42UN
	U-3000-TV	3" GRAY PVC UNION THREADED - VITON	Gray	2	344.03	42UN
4"	U-4000-S	4" GRAY PVC SLIP UNION	Gray	2	175.00	42UN
	U-4000-SV	4" GRAY PVC UNION SLIP - VITON	Gray	2	196.60	42UN
	U-4000-T	4" GRAY PVC THREADED UNION	Gray	2	358.86	42UN
	U-4000-TV	4" GRAY PVC UNION THREADED - VITON	Gray	2	403.13	42UN

PVC UNIONS SCH. 40

Sch. 40 Union
White



Part No.	Description	Color	Pkg. Qty.	List Price (Ea.)	Product Class
WU-0500-S	1/2" PVC SCH 40 UNION SLIP	White	48	8.82	42UN
WU-0500-T	1/2" PVC SCH 40 UNION THREADED	White	48	9.77	42UN
WU-0750-S	3/4" PVC SCH 40 UNION SLIP	White	24	10.07	42UN
WU-0750-T	3/4" PVC SCH 40 UNION THREADED	White	24	11.55	42UN
WU-1000-S	1" PVC SCH 40 UNION SLIP	White	18	10.09	42UN
WU-1000-T	1" PVC SCH 40 UNION THREADED	White	18	11.66	42UN
WU-1250-S	1-1/4" PVC SCH 40 UNION SLIP	White	12	33.31	42UN
WU-1250-T	1-1/4" PVC SCH 40 UNION THREADED	White	12	37.45	42UN
WU-1500-S	1-1/2" PVC SCH 40 UNION SLIP	White	12	33.99	42UN
WU-1500-T	1-1/2" PVC SCH 40 UNION THREADED	White	12	39.18	42UN
WU-2000-S	2" PVC SCH 40 UNION SLIP	White	6	45.85	42UN
WU-2000-T	2" PVC SCH 40 UNION THREADED	White	6	52.47	42UN
WU-3000-S	3" PVC SCH 40 UNION SLIP	White	2	94.93	42UN
WU-4000-S	4" PVC SCH 40 UNION SLIP	White	2	131.24	42UN
Union O-Ring Replacements					
U-0500-OR	1/2" UNION O-RING	White	1	4.16	42UN
U-0750-OR	3/4" UNION O-RING	White	1	4.16	42UN
U-1000-OR	1" UNION O-RING	White	1	4.16	42UN
U-1250-OR	1-1/4" UNION O-RING	White	1	6.93	42UN
U-1500-OR	1-1/2" UNION O-RING	White	12	6.93	42UN
U-2000-OR	2" UNION O-RING	White	12	6.93	42UN
U-1252-ORBG	1-1/4", 1-1/2", 2" 4-PACK UNION O-RING	White	50	1.59	42UN



SPECIALTY UNIONS

z – Specialty



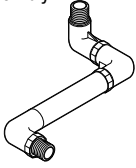
Part No.	IPS Size & Connection	Body Length	Color	Pkg. Qty.	Case. (lbs.)	List Price (Ea.)	Product Class
1600-15	1-1/2" S x 2" Spg	3.87"	White	24	13.0	20.57	42UN
1600-20	2" S x 2-1/2" Spg	4.39"	White	20	16.5	28.05	42UN

FLOW MANAGEMENT



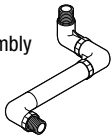
PVC TRIPLE SWING JOINT

PVC Sch. 80
Swing Assembly
Gray



Part No.	Description	Color	Pkg. Qty.	List Price (Ea.)	Product Class
TSA-0500-ST	1/2" TRIPLE SWING ASSM S x M	Gray	60	37.08	42TS
TSA-0500-TT	1/2" TRIPLE SWING ASSM M x M	Gray	60	35.93	42TS
TSA-0750-ST	3/4" TRIPLE SWING ASSM S x M	Gray	50	40.21	42TS
TSA-0750-TT	3/4" TRIPLE SWING ASSM M x M	Gray	50	40.21	42TS
TSA-1000-ST	1" TRIPLE SWING ASSM S x M	Gray	25	50.85	42TS
TSA-1000-TT	1" TRIPLE SWING ASSM M x M	Gray	25	50.85	42TS
TSA-1250-ST	1-1/4" TRIPLE SWING ASSM S x M	Gray	15	65.68	42TS
TSA-1250-TT	1-1/4" TRIPLE SWING ASSM M x M	Gray	15	68.22	42TS
TSA-1500-ST	1-1/2" TRIPLE SWING ASSM S x M	Gray	15	78.45	42TS
TSA-1500-TT	1-1/2" TRIPLE SWING ASSM M x M	Gray	15	78.45	42TS
TSA-1512-ST	1-1/2" x 1-1/4" SPIGOT x MIPT	Gray	15	80.13	42TS
TSA-1512-TT	1-1/2" x 1-1/4" (MIPT x MIPT)	Gray	15	80.13	42TS

PVC Sch. 40
Swing Assembly
White



WSA-0500-TT	1/2" WHITE TRIPLE SWING (T x T)	White	60	32.88	42TS
WSA-0750-TT	3/4" WHITE TRIPLE SWING (T x T)	White	50	34.31	42TS
WSA-1250-TT	1-1/4" WHITE TRIPLE SWING (T x T)	White	25	56.78	42TS

Triple Swing
Replacement Parts

SL-0500-ADD	1/2" TSA INTERNAL SWING ELBOW	Gray	25	13.73	42TS
SL-0750-SC	3/4" SWING ELBOW SPGT x SOCKET	Gray	50	15.17	42TS
SL-1000-ADD	1" TSA INTERNAL SWING ELBOW	Gray	25	17.65	42TS
SL-1250-SC	1-1/4" SWING ELBOW SPGT x SCKT	Gray	18	23.75	42TS
SL-1250-TT	1-1/4" SWING ELBOW (MIPT x MIPT)	Gray	18	23.75	42TS
SL-1500-TT	1-1/2" SWING ELBOW MIPT x MIPT	Gray	12	32.34	42TS

ECONOMY SWING/SWIVEL JOINT







PVC/Poly Econo
Swing Joints







Part No.	Description	Color	Pkg. Qty.	List Price (Ea.)	Product Class
TSE-0500-6	STANDARD TRIP SWING ECONO 6"	Black	100	3.59	42TS
TSE-0500-6R	RETROFIT TRIP SWING ECONO 6"	Black	50	4.41	42TS
TSE-0500-12	STANDARD TRIP SWING ECONO 12"	Black	50	4.05	42TS
TSE-0500-12R	1/2" x 12" MIPT x MIPT *	Black	50	4.68	42TS
TSE-0507-6	1/2" x 3/4" TSE ASSEMBLY 6"	Black	50	3.59	42TS
TSE-0507-6R	1/2" x 3/4" RETRO FIT SWING 6"	Black	50	4.89	42TS
TSE-0507-12	1/2" x 3/4" ASSEMBLY 12"	Black	50	4.05	42TS
TSE-0507-18	1/2" x 3/4" ASSEMBLY 18"	Black	50	5.02	42TS
TSE-0750-6	3/4" STANDARD ECONO TRIPLE SWING 6"	Black	50	4.20	42TS
TSE-0750-6R	3/4" RETRO ECONO TRIPLE SWING 6"	Black	50	5.14	42TS
TSE-0750-12	3/4" ECONO TRIPLE SWING 12"	Black	50	4.66	42TS
TSE-0750-12R	3/4" x 12" MIPT x MIPT *	Black	50	6.07	42TS

* Economy Triple Swing Assembly

LANDSCAPE SPRINKLER PRODUCTS

	Part No.	Description	Color	Pkg. Qty.	List Price (Ea.)	Product Class
Cutoff Risers 	FCO-0500	1/2" x 6" FLEX Cutoff	Black	500	1.01	42LS
	FCO-0750-R	1/2" x 3/4" x 6" MIPT x MIPT Flex-Cutoff	Black	500	1.38	42LS
	MCO-0500	1/2" x 6" MIPT x MIPT Multi-Cutoff	Black	500	1.22	42LS
	MCO-0500-12	1/2" x 12" MIPT x MIPT Multi-Cutoff	Black	250	2.14	42LS
	MCO-0750	3/4" x 6" MIPT x MIPT Multi-Cutoff	Black	500	1.36	42LS
	MCO-0750-R	1/2" x 3/4" x 6" MIPT x MIPT Multi-Cutoff	Black	500	1.51	42LS
Flex Risers 	FR-0500-4	1/2" x 4" MIPT x MIPT Flex-Riser	Black	100	2.70	42LS
	FR-0500-4F	1/2" x 4" MIPT x MIPT Flex-Riser	Black	100	3.01	42LS
	FR-0500-6	1/2" x 6" MIPT x MIPT Flex-Riser	Black	100	3.45	42LS
	FR-0500-6F	1/2" x 6" MIPT x MIPT Flex-Riser	Black	100	4.01	42LS
	FR-0750-6	3/4" x 6" MIPT x MIPT Flex-Riser	Black	50	5.17	42LS
	FR-1000-7	1" x 7" MIPT x MIPT Flex-Riser	Black	25	12.54	42LS
Cutoff Riser Extension 	CRE-0500-3	1/2" x 3" FIPT x MIPT Cutoff Riser Extension	Black	200	1.23	42LS
	CRE-0750-4	3/4" x 4" FIPT x MIPT Cutoff Riser Extension	Black	200	1.73	42LS
Street Elbows 	STL-0500	1/2" 90° FIPT x MIPT Street Elbow	Black	1600	0.71	42LS
	STL-0750	3/4" 90° FIPT x MIPT Street Elbow		1000	0.92	42LS
Shrub Adapter 	SAM-0500	1/2" Male Sprinkler Adapter	Black	200	0.82	42LS
Stub Wrench 	SW-0500-C	1/2" + 3/4" Plastic Riser Extractor	Silver/Red	258	11.14	42LS

LANDSCAPE SPRINKLER PRODUCTS (CONT.)

Swing Pipe Fittings		Part No.	Description	Color	Pkg. Qty.	List Price (Ea.)	Product Class
FPA Series		FPA-0500	1/2" MPT x Spiral Barb Adapter	Black	300	0.37	42LS
		FPA-0750	3/4" MPT x Spiral Barb Adapter	Black	250	0.37	42LS
FPE Series		FPE-0500	1/2" MPT x Spiral Barb Elbow	Black	400	0.29	42LS
		FPE-0750	3/4" MPT x Spiral Barb Elbow	Black	250	0.29	42LS
FPE-FPT Series		FPE-0500F	1/2" FPT x Spiral Barb Elbow	Black	400	0.41	42LS
FPC Series		FPC-0490	Spiral Barb x Spiral Barb Connector	Black	250	0.29	42LS
FPT Series		FPT-0500	Spiral Barb x Spiral Barb x Spiral Barb Tee	Black	500	0.41	42LS
FP Series		FP-0490	Swing Pipe (Sold in 100' Coil)	Black	1	131.75	42LS



INVENTORY INQUIRIES 24 HOURS!

NEW! ndspro.net

FLOW MANAGEMENT PRODUCTS INDEX

Part No.	Page	Part No.	Page	Part No.	Page	Part No.	Page	Part No.	Page	Part No.	Page
22-040	65	830-71	58	1205-05	61	1702C15	60	432015	64	CCC-1500	56
23-25T	65	831-07	58	1205-07	61	1702C20	60	432510	64	CCT-0500	56
112-05	59	831-10	58	1205-07-20	61	1720-07	63	432515	64	CCT-0750	56
112-07	59	833-07	58	1205-10	61	1720-10	63	432520	64	CCT-1000	56
112-10	59	833-10	58	1205-12	61	1720-15	63	443007	64	CCT-1250	56
112-12	59	935-07	59	1205-15	61	1720-20	63	443010	64	CCT-1500	56
112-15	59	935-10	59	1205-20	61	1720-30	63	443012	64	CCT-2000	56
112-20	59	935-12	59	1205V07	61	1720C07	63	443015	64	CPA-0500	56
118-05	57	935-15	59	1225-10	61	1720C10	63	443020	64	CPA-0750	56
118-07	57	935-20	59	1228V15	61	1720C15	63	444007	64	CPA-1000	56
118-10	57	935-125	59	1235-07	61	1720C20	63	444010	64	CPA-1250	56
118-12	57	1001-05	60	1235-10	61	1720C30	63	444012	64	CPA-1500	56
118-15	57	1001-07	60	1350-15	65	1750-20	60	444015	64	CPA-2000	56
118-20	57	1001-10	60	1350-20	65	1790-15	60	444020	64	CPC-25 00	56
118-25	57	1001-10FV	59	1400-15	63	1790-20	60	446007	64	CPC-0500	56
118-30	57	1001-12	60	1500-12	62	1790C15	60	446010	64	CPC-0750	56
118-40	57	1001-12FV	59	1500-15	62	1790C20	60	446012	64	CPC-1000	56
135-05	59	1001-15	60	1500-20	62	1795C20	60	446015	64	CPC-1250	56
135-07	59	1001-15FV	59	1500-30	62	1800-07	59	446020	64	CPC-1500	56
135-10	59	1001-20	60	1500C15	62	1800-10	59	448007	64	CPC-2000	56
135-12	59	1001-20FV	59	1500C20	62	1800-12	59	448010	64	CPC-3000	56
135-15	59	1001-25	60	1520-05	62	1800-15	59	448015	64	CPC-4000	56
135-20	59	1001-30	60	1520-05F	62	1800-20	59	448020	64	CPC-6000	56
136-05	59	1002-05	60	1520-07	62	1901-15	61	453007	64	CPT-0500-S	56
136-07	59	1002-07	60	1520-07F	62	1901-20	61	453010	64	CPT-0500-T	56
136-10	59	1002-10	60	1520-10	62	1903-15	61	453012	64	CPT-0750-S	56
136-12	59	1002-12	60	1520-10F	62	1903-20	61	453015	64	CPT-0750-T	56
136-15	59	1002-15	60	1520-12	62	1930-15	65	453020	64	CPT-1000-S	56
136-20	59	1002-20	60	1520-12F	62	2200-15	63	454007	64	CPT-1000-T	56
235-05	59	1002-30	60	1520-15	62	2200-15TU	63	454010	64	CPT-1250-S	56
235-07	59	1010-05-0	63	1520-15F	62	2200-15UC	63	454015	64	CPT-1250-T	56
235-10	59	1010-07-0	63	1520-20	62	2200-20	63	454020	64	CPT-1500-S	56
235-12	59	1011-05	60	1520-20F	62	2200-20TU	63	456007	64	CPT-1500-T	56
235-15	59	1011-05-025	60	1520-30	62	2200-20UC	63	456010	64	CPT-2000-S	56
235-20	59	1011-07	60	1520-40	62	2200C20TU	63	456015	64	CPT-2000-T	56
410-05	56	1011-10	60	1520C05	63	3115	65	456020	64	CRE-0500-3	73
410-07	56	1011-12	60	1520C05F	63	3120	65	458015	64	CRE-0750-4	73
435-05	59	1011-15	60	1520C07	63	3125	65	458020	64	CRF-0750-T	56
435-07	59	1011-20	60	1520C07F	63	3130	65	BOA-104	57	CV-0500-FF	62
710-07	58	1011-25	60	1520C10	63	3140	65	BOA-106	57	CV-0500-FM	62
710-10	58	1011-30	60	1520C10F	63	3160	65	BTU-0500-E	67	CV-0500-MF	62
710-12	58	1011C10	60	1520C12	63	3220	65	BTU-0500-V	67	CV-0575-FM	62
710-15†	58	1011C12	60	1520C15	63	3225	65	BTU-0750-E	67	CV-0750-FF	62
710-17	58	1011C15	60	1520C15F	63	3230	65	BTU-0750-V	67	CV-0750-FM	62
710-17-9	58	1011C20	60	1520C15V	63	3240	65	BTU-1000-E	67	CV-0750-MF	62
710-20†	58	1012-05	60	1520C20	63	3260	65	BTU-1000-V	67	CV-1000-FF	62
730-07	58	1012-07	60	1520C20F	63	3280	65	BTU-1250-E	67	CV-1000-FM	62
730-10	58	1012-10	60	1520C20V	63	105020	61	BTU-1250-V	67	CV-1000-MF	62
730-12	58	1012-12	60	1520C30	63	105520	61	BTU-1500-E	67	E1310-05	66
730-15	58	1012-15	60	1520C40	63	322010P	64	BTU-1500-V	67	E1310-07	66
730-20†	58	1012-20	60	1520H10	62	325010P	64	BTU-2000-E	67	E1310-10	66
730-71	58	1012-25	60	1520H15	62	331510P	64	BTU-2000-V	67	E1310-12	66
731-07	58	1012-30	60	1520H20	62	332007P	64	BTU-2500-SE	67	E1310-15	66
731-10	58	1012C12	60	1520H30	62	332010P	64	BTU-2500-TE	67	E1310-20	66
731-12	58	1015-25	60	1520H40	62	344007P	64	BTU-2500-TV	67	E1310-25	66
731-12-10	58	1015-30	60	1520V20	62	353010P	64	BTU-3000-SE	67	E1310-30	66
731-15	58	1050C10	61	1600-15	71	421507	64	BTU-3000-TE	67	E1310-40	66
731-20†	58	1050C20	61	1600-20	71	421510	64	BTU-4000-SE	67	E1310-60	66
731-71	58	1050C20-05	61	1700-07	60	422007	64	BTU-4000-TE	67	E1320-05	66
733-07	58	1050C20-10	61	1700-10	60	422010	64	C1310-05	67	E1320-07	66
733-10	58	1050C20-12	61	1700-15	60	422012	64	C1310-07	67	E1320-10	66
733-12	58	1050C20-15	61	1700-20	60	422015	64	C1310-10	67	E1320-12	66
733-15	58	1052C20	61	1700C07	60	422507	64	C1310-12	67	E1320-15	66
733-20†	58	1053C20	61	1700C10	60	422510	64	C1310-15	67	E1320-20	66
733-71	58	1055C20	61	1700C15	60	422515	64	C1310-20	67	E1320-25	66
810-07	58	1091-20	61	1700C20	60	422520	64	CCC-0500	56	E1320-30	66
810-10	58	1095-20	61	1700C30	60	432007	64	CCC-0750	56	E1320-40	66
830-07	58	1136-07	61	1702-15	60	432010	64	CCC-1000	56	E1410-05	66
830-10	58	1136-07-05	61	1702-20	60	432012	64	CCC-1250	56	E1410-07	66

FLOW MANAGEMENT PRODUCTS INDEX

Part No.	Page	Part No.	Page	Part No.	Page	Part No.	Page	Part No.	Page	Part No.	Page
E1410-10	66	GVG-1000-S	69	LT-1250-S	68	TSA-1512-TT	72	U-1500-ST	70	WU-0500-T	71
E1410-12	66	GVG-1000-SV	69	LT-1250-SC	68	TSE-0500-6	72	U-1500-SV	70	WU-0750-S	71
E1410-15	66	GVG-1000-T	69	LT-1250-SV	68	TSE-0500-6R	72	U-1500-T	70	WU-0750-T	71
E1410-20	66	GVG-1000-TV	69	LT-1250-T	68	TSE-0500-12	72	U-1500-TM	70	WU-1000-S	71
E1410-25	66	GVG-1250-S	69	LT-1500-S	68	TSE-0500-12R	72	U-1500-TSV	70	WU-1000-T	71
E1410-30	66	GVG-1250-SV	69	LT-1500-T	68	TSE-0507-6	72	U-1500-TV	70	WU-1250-S	71
E1410-40	66	GVG-1250-T	69	LT-2000-S	68	TSE-0507-6R	72	U-2000-OR	71	WU-1250-T	71
E1420-05	66	GVG-1250-TV	69	LT-2000-T	68	TSE-0507-12	72	U-2000-S	70	WU-1500-S	71
E1420-07	66	GVG-1500-S	69	MCO-0500	73	TSE-0507-18	72	U-2000-SM	70	WU-1500-T	71
E1420-10	66	GVG-1500-SV	69	MCO-0500-12	73	MCO-0500-6	72	U-2000-ST	70	WU-2000-S	71
E1420-12	66	GVG-1500-T	69	MCO-0750	73	TSE-0750-6R	72	U-2000-T	70	WU-2000-T	71
E1420-15	66	GVG-2000-S	69	MCO-0750-R	73	TSE-0750-12	72	U-2000-TM	70	WU-3000-S	71
E1420-20	66	GVG-2000-T	69	PCC-1520-S	61	TSE-0750-12R	72	U-2000-TV	70	WU-4000-S	71
E1420-25	66	GVG-2000-TV	69	QF-0500	57	U-0500-OR	71	U-2500-S	70		
E1420-30	66	GVL-0500-E	69	QF-0750	57	U-0500-S	70	U-2500-T	70		
E1420-40	66	GVL-0500-V	69	QF-1000	57	U-0500-SM	70	U-2500-TV	70		
E1610-05	66	GVL-0750-E	69	QF-1250	57	U-0500-ST	70	U-3000-S	70		
E1610-07	66	GVL-0750-V	69	QF-1500	57	U-0500-T	70	U-3000-SV	70		
E1610-10	66	GVL-1000-E	69	QF-2000	57	U-0500-TM	70	U-3000-T	70		
E1610-12	66	GVL-1000-V	69	QF-2500	57	U-0750-OR	71	U-3000-TV	70		
E1610-15	66	GVL-1500-E	69	QF-3000	57	U-0750-S	70	U-4000-S	70		
E1610-20	66	GVL-1500-V	69	QF-4000	57	U-0750-SM	70	U-4000-SV	70		
E1620-05	66	GVL-2000-V	69	QF-6000	57	U-0750-ST	70	U-4000-T	70		
E1620-07	66	GVP-0500-S	69	S1050C20	61	U-0750-SV	70	U-4000-TV	70		
E1620-10	66	GVP-0500-T	69	SAM-0500	73	U-0750-T	70	UCV-0500-FF	62		
E1620-12	66	GVP-0750-S	69	SL-0500-ADD	72	U-0750-TM	70	UCV-0500-MF	62		
E1620-15	66	GVP-0750-T	69	SL-0750-SC	72	U-0750-TSV	70	UCV-0750-FF	62		
E1620-20	66	GVP-1000-S	69	SL-1000-ADD	72	U-1000-OR	71	UCV-0750-MF	62		
FCO-0500	73	GVP-1000-T	69	SL-1250-SC	72	U-1000-S	70	UCV-1000-FF	62		
FCO-0750-R	73	GVP-1250-S	69	SL-1250-TT	72	U-1000-SM	70	WCV-0750-MF	62		
FP-0490	74	GVP-1250-T	69	SL-1500-TT	72	U-1000-SMV	70	WCV-1000-MF	62		
FPA-0500	74	GVP-1500-S	69	SNX-0500-B	57	U-1000-ST	70	WLT-0500-S	68		
FPA-0750	74	GVP-1500-T	69	SNX-0750-B	57	U-1000-SV	70	WLT-0500-T	68		
FPC-0490	74	GVP-2000-S	69	SNX-1000-B	57	U-1000-T	70	WLT-0750-S	68		
FPE-0500	74	GVP-2000-T	69	STL-0500	73	U-1000-TM	70	WLT-0750-T	68		
FPE-0500F	74	KSL-0750-S	62	STL-0750	73	U-1000-TV	70	WLT-1000-S	68		
FPE-0750	74	KSL-1000-S	62	SW-0500-C	73	U-1250-OR	71	WLT-1000-T	68		
FPT-0500	74	KSL-1250-S	62	TSA-0500-ST	72	U-1250-S	70	WLT-1250-S	68		
FR-0500-4	73	KSL-1500-S	62	TSA-0500-TT	72	U-1250-SM	70	WLT-1250-T	68		
FR-0500-4F	73	KSL-2000-S	62	TSA-0750-ST	72	U-1250-SMV	70	WLT-1500-S	68		
FR-0500-6	73	LT-0500-S	68	TSA-0750-TT	72	U-1250-ST	70	WLT-1500-T	68		
FR-0500-6F	73	LT-0500-T	68	TSA-1000-ST	72	U-1250-SV	70	WLT-2000-S	68		
FR-0750-6	73	LT-0750-S	68	TSA-1000-TT	72	U-1250-T	70	WLT-2000-T	68		
FR-1000-7	73	LT-0750-SV	68	TSA-1250-ST	72	U-1252-ORBG	71	WSA-0500-TT	72		
GVG-0500-S	69	LT-0750-T	68	TSA-1250-TT	72	U-1500-OR	71	WSA-0750-TT	72		
GVG-0500-T	69	LT-1000-S	68	TSA-1500-ST	72	U-1500-S	70	WSA-1250-TT	72		
GVG-0750-S	69	LT-1000-SV	68	TSA-1500-TT	72	U-1500-SM	70	WSU-1520-S	65		
GVG-0750-T	69	LT-1000-T	68	TSA-1512-ST	72	U-1500-SMV	70	WU-0500-S	71		



FITTINGS & CLAMPS PRODUCTS PRICE LIST

HOW TO ORDER PRODUCT

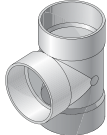
Go to ndspro.net and log in, or register for a new account if you are new to this site. Once you have logged in, use Shop on the main menu to place your order. Call Customer Service at 800-726-1994 or send a fax to 800-726-1998. International customers call 559-334-1183. Send an email to nds@ndspro.com.

HOW TO ORDER LITERATURE

Contact your local sales representative or call Customer Service at 800-726-1994 to order literature and samples.

HOW TO TRACK YOUR ORDER



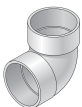


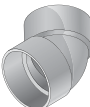
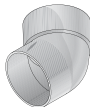
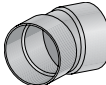




Keep track of your order online at ndspro.net. If you are new to this site, register for a new account. After logging in, check under "Tools" for the "Order Status" option.


















CONTENTS

SOLVENT WELD FITTINGS	80-81
BACKWATER VALVES AND COMPONENTS	82
VARIABLE ANGLE FITTING	82
DIVERTER VALVE	82
NDS FLEXIBLE COUPLINGS	83
NDS FLEXIBLE SADDLES	84
CORRUGATED FITTINGS	84
CONNECTORS, END CAPS & MANHOLE ADAPTERS	84
STAINLESS STEEL PINCH "CRIMP" HOSE CLAMPS	85
WORM DRIVE HOSE CLAMPS	86
CLAMP-ALL® HI-TORQ HUBLESS COUPLINGS	87
SNAP-ALL® INCREASER/REDUCER TRANSITION BUSHINGS	87
FITTINGS INDEX	88
WARRANTY AND TERMS	BACK COVER

SOLVENT WELD FITTINGS

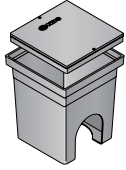
	Part No.	Description	Color	Pkg. Qty.	Weight Ea. (lbs.)	List Price (Ea.)	Product Class
	3P01	3" PVC Tee (HUB x HUB x HUB)	White	35	0.57	20.75	30PV
	4P01	4" PVC Tee (HUB x HUB x HUB)	White	20	0.95	29.89	30PV
	6P01	6" PVC Tee (HUB x HUB x HUB)	White	8	3.66	119.19	30PV
	64P01	6" x 4" PVC Tee (HUB x HUB x HUB)	White	8	2.38	116.55	30PV
	8P01	8" PVC Tee (HUB x HUB x HUB)	White	2	3.00	486.35	30PV
	84P01	8" x 4" PVC Tee (HUB x HUB x HUB)	White	4	4.72	260.76	30PV
	86P01	8" x 6" PVC Tee (HUB x HUB x HUB)	White	3	5.00	322.74	30PV
	417P	4" PVC Double Cleanout (HUB x HUB x HUB)	White	10	1.41	82.27	30PV
	3P02	3" PVC 90° Elbow (HUB x HUB)	White	40	0.40	18.98	30PV
	4P02	4" PVC 90° Elbow (HUB x HUB)	White	25	0.70	25.22	30PV
	6P02	6" PVC 90° Elbow (HUB x HUB)	White	12	3.00	79.64	30PV
	8P02	8" PVC 90° Elbow (HUB x HUB)	White	4	6.50	329.84	30PV
	31P0	3" PVC 90° Long Turn Elbow (HUB x HUB)	White	25	0.46	22.53	30PV
	41P0	4" PVC 90° Long Turn Elbow (HUB x HUB)	White	20	0.85	29.89	30PV
	61P0	6" PVC 90° Long Turn Elbow (HUB x HUB)	White	8	3.10	141.25	30PV
	31P0ST	3" PVC 90° Long Turn Street Elbow (SPT x HUB)	White	25	0.90	33.34	30PV
	41P0ST	4" PVC 90° Long Turn Street Elbow (SPT x HUB)	White	36	1.25	35.07	30PV
	3P03	3" PVC 45° Elbow (HUB x HUB)	White	40	0.32	15.78	30PV
	4P03	4" PVC 45° Elbow (HUB x HUB)	White	30	0.53	21.79	30PV
	6P03	6" PVC 45° Elbow (HUB x HUB)	White	18	2.12	85.64	30PV
	8P03	8" PVC 45° Elbow (HUB x HUB)	White	6	4.33	233.64	30PV
	3P03ST	3" PVC 45° Street Elbow (SPT x HUB)	White	30	0.33	27.78	30PV
	4P03ST	4" PVC 45° Street Elbow (SPT x HUB)	White	60	0.86	29.52	30PV
	6P03ST	6" PVC 45° Street Elbow (SPT x HUB)	White	18	1.80	109.51	30PV
	3P04	3" PVC 22-1/2° Elbow (HUB x HUB)	White	25	0.32	22.49	30PV
	4P04	4" PVC 22-1/2° Elbow (HUB x HUB)	White	20	0.45	23.92	30PV
	6P04	6" PVC 22-1/2° Elbow (HUB x HUB)	White	20	1.60	104.56	30PV
	3P05	3" PVC Coupling (HUB x HUB)	White	120	0.22	12.58	30PV
	4P05	4" PVC Coupling (HUB x HUB)	White	45	0.37	14.31	30PV
	6P05	6" PVC Coupling (HUB x HUB)	White	24	1.30	52.53	30PV
	8P05	8" PVC Coupling (HUB x HUB)	White	6	3.33	163.62	30PV
	3P05R	3" PVC S&D Repair Coupling (HUB x HUB)	White	60	0.25	11.34	30PV
	4P05R	4" PVC S&D Repair Coupling (HUB x HUB)	White	45	0.46	15.71	30PV
	3P07	4" x 3" PVC Reducer Bushing (SPT x HUB) (SPT x HUB)	White	20	0.45	69.47	30PV
	6P07S	6" x 4" PVC Reducer Bushing (SPT x HUB) (SPT x HUB)	White	24	1.10	68.47	30PV
	4P07	4" x 3" PVC Reducer Coupling (HUB x HUB)	White	30	0.36	27.19	30PV
	6P07	4" x 6" PVC Reducer Coupling (HUB x HUB)	White	20	1.10	69.78	30PV
	8P07	8" x 6" PVC Reducer Coupling (HUB x HUB)	White	1	3.00	295.55	30PV

SOLVENT WELD FITTINGS

	Part No.	Description	Color	Pkg. Qty.	Weight Ea. (lbs.)	List Price (Ea.)	Product Class	
	3P08	3" PVC 45° Wye (HUB x HUB x HUB)	White	25	0.88	33.34	30PV	
	4P08	4" PVC 45° Wye (HUB x HUB x HUB)	White	20	1.25	39.71	30PV	
	6P08	6" PVC 45° Wye (HUB x HUB x HUB)	White	6	4.66	168.4	30PV	
	64P08	6" x 4" PVC 45° Wye (HUB x HUB x HUB)	White	8	2.88	146.73	30PV	
	8P08	8" PVC 45° Wye (HUB x HUB x HUB)	White	2	11.00	562.84	30PV	
	84P08	8" x 4" PVC 45° Wye (HUB x HUB x HUB)	White	6	5.33	316.46	30PV	
	86P08	8" x 6" PVC 45° Wye (HUB x HUB x HUB)	White	3	3.33	376.66	30PV	
		3P09	3" PVC Sanitary Tee (HUB x HUB x HUB)	White	30	0.66	44.81	30PV
4P09		4" PVC Sanitary Tee (HUB x HUB x HUB)	White	20	1.60	45.82	30PV	
6P09		6" PVC Sanitary Tee (HUB x HUB x HUB)	White	6	4.20	315.12	30PV	
8P09		8" PVC Sanitary Tee (HUB x HUB x HUB)	White	1	15.00	743.40	30PV	
		3P06	3" PVC Drain Cap	White	25	0.20	9.59	30PV
	4P06	4" PVC Drain Cap	White	25	0.28	12.58	30PV	
	6P06	6" PVC Drain Cap	White	30	0.93	46.02	30PV	
	8P06	8" PVC Drain Cap	White	10	2.40	150.88	30PV	
	3P11	3" PVC Female Adapter (HUB x FPT)	White	25	0.36	32.84	30PV	
	4P11	4" PVC Female Adapter (HUB x FPT)	White	24	0.55	28.68	30PV	
	613P	6" PVC Female Adapter (HUB x FPT)	White	12	1.08	135.14	30PV	
	413P	4" PVC Fitting Cleanout (SPT x FPT)	White	20	0.50	22.49	30PV	
	31P8	3" PVC MPT Plug	White	50	0.17	16.92	30PV	
	41P8	4" PVC MPT Plug	White	50	0.36	17.35	30PV	
	61P8	6" PVC MPT Plug	White	12	0.62	87.36	30PV	
	4P1X	4" PVC Cross (HUB x HUB x HUB x HUB)	White	24	1.40	84.26	30PV	
	351	3" Polyethylene Corrugated Adapter (Corr HUB x S&D SPT)	Black	50	0.10	72.41	30PV	
	451	4" Polyethylene Corrugated Adapter (Corr HUB x S&D SPT)	Black	25	0.12	85.44	30PV	
	651	6" Polyethylene Corrugated Adapter (HUB x S&D SPT)	Black	12	0.25	101.20	30PV	
	3P12	3" x 4" PVC DWV to S&D Adapter (DWV HUB x S&D HUB)	White	50	0.50	25.36	30PV	
	3P15	3" x 3" PVC DWV to S&D Adapter (DWV HUB x S&D HUB)	White	60	0.41	27.44	30PV	
	3P16	4" x 4" PVC DWV to S&D Adapter (DWV HUB x S&D HUB)	White	30	0.80	36.56	30PV	
	3P17	3" x 4" PVC DWV to S&D Adapter (DWV HUB x S&D SPT)	White	30	0.50	25.36	30PV	
	2P41	3" PVC DWV to S&D Adapter Bushing (DWV SPT x S&D HUB)	White	50	0.12	18.69	30PV	
	2P42	4" PVC DWV to S&D Adapter Bushing (DWV SPT x S&D HUB)	White	25	0.24	27.44	30PV	
	2P43	6" PVC DWV to S&D Adapter Bushing (DWV SPT x S&D HUB)	White	10	0.70	109.79	30PV	
	532	2" x 3" PVC Reducer Bushing (SCH. 40 HUB x S&D SPT)	White	20	0.20	38.20	30PV	
	533	2" x 4" PVC Reducer Bushing (SCH. 40 HUB x S&D SPT)	White	20	0.35	34.81	30PV	
	9P03	2" x 3" x 3" PVC Offset Downspout Adapter (Fits 3" Pipe)	White	40	0.42	20.87	30PV	
	9P04	2" x 3" x 4" PVC Offset Downspout Adapter (Fits 4" Pipe)	White	30	0.53	22.44	30PV	
	9P07	2" x 3" x 3" PVC Centered Downspout Adapter (Fits 3" Pipe)	White	40	0.30	28.68	30PV	
	9P08	2" x 3" x 4" PVC Centered Downspout Adapter (Fits 4" Pipe)	White	30	1.10	29.52	30PV	
	9P06	3" x 4" x 4" PVC Centered Downspout Adapter (Fits 4" S&D Pipe)	White	25	0.50	39.85	30PV	
	9P09	3" x 4" x 4" PVC Centered Downspout Adapter (Fits 4" Pipe)	White	30	0.44	46.75	30PV	
	9P13	3" x 4" x 4" PVC Offset Downspout Adapter (Fits 4" Pipe)	White	25	0.50	39.79	30PV	
	9P10	4" x 6" x 6" PVC Offset Downspout Adapter (Fits 6" Pipe)	White	15	1.15	128.79	30PV	
		9P11	4" PVC Drain Grate (S&D SPT)	White	25	0.36	21.34	30PV
		9P12	3" PVC Drain Grate (S&D SPT)	White	50	0.16	21.65	30PV
	WC100	3" Styrene Deck Drain (3" S&D HUB)	White	50	0.16	86.49	30PV	
	WC100G	3" Styrene Deck Drain (3" S&D HUB)	Gray	50	0.16	86.49	30PV	
	WC100T	3" Styrene Deck Drain (3" S&D HUB)	Tan	50	0.16	86.49	30PV	
	WC150	2" Styrene Deck Drain Adapter (2" SCH. 40 HUB)	White	100	0.07	49.56	30PV	
	650	4" Polyethylene Pool Backflush Fitting (Includes 4" Grate)	Black	35	0.16	271.29	30PV	

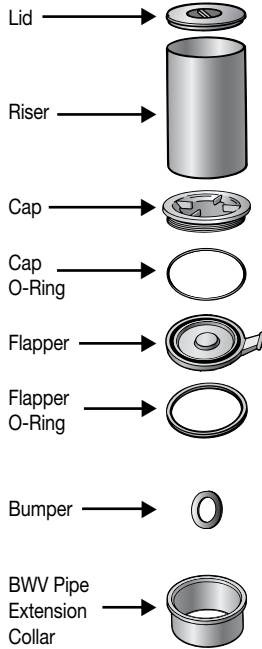
FITTINGS

BACKWATER VALVES



Part No.	Description	Color	Pkg. Qty.	Weight Ea. (lbs.)	List Price (Ea.)	Product Class
275P	2" PVC Backwater Valve	White	8	0.88	74.26	35PV
375P	3" PVC Backwater Valve	White	6	2.33	72.86	35PV
375PR	3" PVC Backwater Valve with Riser & Cover	White	1	5.00	100.25	35PV
475P	4" PVC Backwater Valve	White	6	4.33	80.72	35PV
475PR	4" PVC Backwater Valve with Riser	White	1	12.25	129.97	35PV
675P	6" PVC Backwater Valve	White	1	9.00	347.53	35PV
275	2" ABS Backwater Valve	Black	8	1.80	74.26	35AB
375	3" ABS Backwater Valve	Black	6	1.83	72.86	35AB
375R	3" ABS Backwater Valve with Riser & Cover	Black	1	4.00	101.32	35AB
475	4" ABS Backwater Valve	Black	6	3.33	80.72	35AB
475R	4" ABS Backwater Valve with Riser & Cover	Black	1	7.00	129.97	35AB
675	6" ABS Backwater Valve & Cover	Black	24	7.00	355.08	35AB
1219	12" x 12" Backwater Valve Box	Black	4	5.75	69.86	10ND
1220	12" x 12" Valve Box Cover	Black	8	2.00	74.89	10ND

BACKWATER VALVE COMPONENTS (CALL 1-800-726-1994 FOR PRICE AND AVAILABILITY)



Part No.	Description	Color	Carton Qty.	List Price (Ea.)	Product Class
8051-020-040	2" Lid	White	20	CALL FOR PRICE	80CS
822-040-16	2" Riser	White	4	CALL FOR PRICE	80CS
1530202	2" Cap	White	10	CALL FOR PRICE	80CS
880-237	2" Cap O-Ring	Black	10	CALL FOR PRICE	80CS
1530203	2" Flapper	White	10	CALL FOR PRICE	80CS
880-136	2" Flapper O-Ring	Black	10	CALL FOR PRICE	80CS
1530204	2" Backwater Valve Pipe Extension Collar	White	10	CALL FOR PRICE	80CS
8051-030-060	3" Lid	White	25	CALL FOR PRICE	80CS
822-060-16	3" Riser	White	2	CALL FOR PRICE	80CS
1530302	3" Cap	White	10	CALL FOR PRICE	80CS
880-253	3" Cap O-Ring	Black	10	CALL FOR PRICE	80CS
1530303	3" Flapper	White	10	CALL FOR PRICE	80CS
880-234	3" Flapper O-Ring	Black	10	CALL FOR PRICE	80CS
1530304	3" Backwater Valve Pipe Extension Collar	White	10	11.88	35PV
8051-040-080	4" Lid	White	20	CALL FOR PRICE	80CS
822-080-16	4" Riser	White	1	CALL FOR PRICE	80CS
1530402	4" Cap	White	10	CALL FOR PRICE	80CS
880-364	4" Cap O-Ring	Black	10	CALL FOR PRICE	80CS
1530403	4" Flapper	White	10	CALL FOR PRICE	80CS
880-243	4" Flapper O-Ring	Black	10	CALL FOR PRICE	80CS
1530404	4" Backwater Valve Pipe Extension Collar	White	10	24.54	35PV
8051-060-100	6" Lid	White	15	CALL FOR PRICE	80CS
1530602	6" Cap	White	2	CALL FOR PRICE	80CS
880-271	6" Cap O-Ring	Black	2	CALL FOR PRICE	80CS
1530603	6" Flapper	White	5	26.36	35PV
880-259	6" Flapper O-Ring	Black	5	CALL FOR PRICE	80CS
880-202	Bumper (Fits All Sizes of Valves)	Black	1	CALL FOR PRICE	80CS
1530405	4" BWV Sewer Adapt Flange	White	1	CALL FOR PRICE	80CS
1530605	6" BWV Sewer Adapt Flange	White	1	CALL FOR PRICE	80CS

VARIABLE ANGLE FITTINGS



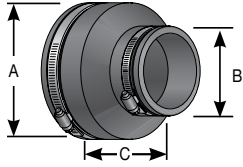
Part No.	Description	Color	Pkg. Qty.	Weight Ea. (lbs.)	List Price (Ea.)	Product Class
4PVAF	NDS 4" Swivel Fit®	White	12	1.00	65.36	30PV

DIVERTER VALVES



Part No.	Description	Color	Pkg. Qty.	Weight Ea. (lbs.)	List Price (Ea.)	Product Class
575P	4" PVC Diverter Valve	White	4	9.50	181.01	35PV
575	4" ABS Diverter Valve	Black	4	7.50	182.98	35PV

NDS FLEXIBLE COUPLINGS



- All dimensions given in inches and mm.
- Couplings available to connect 1-1/4" to 15" pipe.
- 300 Series stainless steel clamps supplied with all couplings.
- All couplings will fit any pipe type within +/- 5% OD on chart.

Clay to Clay

Part Number	A		B		C		Pkg. Qty.	Weight	List Price (Ea.)	Product Class
	Inches	mm	Inches	mm	Inches	mm				
01-44	5.25	133	5.25	133	4.00	101	18	1.27	24.51	45CO

Clay to Cast Iron or Plastic

Part Number	A		B		C		Pkg. Qty.	Weight	List Price (Ea.)	Product Class
	Inches	mm	Inches	mm	Inches	mm				
02-43	5.25	133	3.38	85	4.00	101	36	1.25	24.58	45CO
02-44	5.25	133	4.38	111	4.00	101	24	1.04	23.99	45CO
02-64	7.38	187	4.38	111	6.00	152	12	2.50	55.84	45CO
02-66	7.38	187	6.38	162	6.00	152	18	2.38	51.33	45CO
02-88	9.65	245	8.50	215	6.00	152	6	3.16	78.96	45CO
02-1010	11.80	299	10.60	269	6.00	152	2	4.00	109.73	45CO
02-1212	14.38	365	12.60	320	6.00	152	5	5.20	128.08	45CO

Clay to Cast Iron or Plastic

Part Number	A		B		C		Pkg. Qty.	Weight	List Price (Ea.)	Product Class
	Inches	mm	Inches	mm	Inches	mm				
06-44	5.62	142	4.38	111	4.00	101	18	1.67	24.51	45CO
06-64	7.80	198	4.38	111	6.00	152	12	2.41	57.07	45CO
06-66	7.80	198	6.38	162	6.00	152	12	2.58	53.69	45CO
06-88	10.25	260	8.50	215	6.00	152	6	3.33	80.66	45CO

Asbestos Cement, Fibre or Ductile Iron to Cast Iron or Plastic

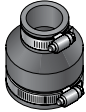
Part Number	A		B		C		Pkg. Qty.	Weight	List Price (Ea.)	Product Class
	Inches	mm	Inches	mm	Inches	mm				
51-44	4.75	120	4.38	111	4.00	101	24	1.08	24.51	45CO
51-66	7.00	177	6.38	162	6.00	152	15	2.73	52.43	45CO

Cast Iron, Plastic, Copper, Steel or Lead to Cast Iron, Plastic, Copper, Steel or Lead

Part Number	A		B		C		Pkg. Qty.	Weight	List Price (Ea.)	Product Class
	Inches	mm	Inches	mm	Inches	mm				
56-125	1.65	40	1.65	40	4.00	101	90	0.36	12.13	45CO
56-150/125	1.90	48	1.65	40	4.00	101	75	0.41	13.40	45CO
56-150	1.90	48	1.90	48	4.00	101	75	0.41	12.89	45CO
56-2150	2.40	60	1.90	48	4.00	101	54	0.51	14.68	45CO
56-22	2.40	60	2.40	60	4.00	101	54	0.50	13.91	45CO
56-32	3.38	85	2.40	60	4.00	101	45	0.71	17.38	45CO
56-33	3.38	85	3.38	85	4.00	101	45	0.75	18.78	45CO
56-42	4.38	111	2.40	60	4.00	101	30	0.93	30.33	45CO
56-E43	4.38	111	3.38	85	4.00	101	24	1.37	27.46	45CO
56-43	4.38	111	3.38	85	4.00	101	25	1.08	25.32	45CO
56-44	4.42	112	4.42	112	4.00	101	24	1.66	23.49	45CO
56-44W	4.42	112	4.42	112	4.00	101	24	1.17	41.23	45CO
56-55	5.62	142	5.62	142	4.00	101	18	1.38	36.84	45CO
56-64	6.38	162	4.38	111	6.00	152	12	2.16	54.69	45CO
56-66	6.38	162	6.38	162	6.00	152	15	2.13	50.25	45CO
56-86	8.50	215	6.38	162	6.00	152	8	3.37	86.43	45CO
56-88	8.50	215	8.50	215	6.00	152	12	3.50	77.31	45CO
56-1010	10.60	269	10.60	269	7.00	178	2	6.00	107.44	45CO
56-1212	12.83	326	12.83	326	6.00	152	3	7.70	125.42	45CO

FITTINGS

NDS FLEXIBLE COUPLINGS



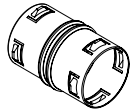
Part No.	Description	Color	Pkg. Qty.	Weight Ea. (lbs.)	List Price (Ea.)	Product Class
57-125	1-1/4" or 1-1/2" Drain Piping x 1-1/4" or 1-1/2" Drain Piping	Black	180	0.17	7.58	45CO
57-125/125	1-1/4" DWV or 1-1/2" Copper x 1-1/4" or 1-1/2" Drain Piping	Black	140	0.22	8.34	45CO
57-150/125	1-1/2" DWV or 1-1/2" Copper x 1-1/4" or 1-1/2" Drain Piping	Black	120	0.25	9.28	45CO

NDS FLEXIBLE SADDLES



Part No.	Description	Color	Pkg. Qty.	Weight Ea. (lbs.)	List Price (Ea.)	Product Class
4T/C	4" Tees with Clamps	Black	12	3.16	73.05	45FS
4T/WOC	4" Tees without Clamps	Black	12	2.67	65.27	45FS
4Y/C	4" Wyes with Clamps	Black	6	5.60	90.88	45FS
4Y/WOC	4" Wyes without Clamps	Black	6	7.12	85.08	45FS
6T/C	6" Tees with Clamps	Black	6	5.35	96.57	45FS
6T/WOC	6" Tees without Clamps	Black	6	6.00	91.75	45FS
6Y/C	6" Wyes with Clamps	Black	4	9.90	117.78	45FS
6Y/WOC	6" Flex Wye without Clamps	Black	4	11.75	111.55	45FS
33S248 CLAMP	Stainless Steel Clamp for Flexible Coupling	Steel	100	0.20	9.89	45FS

CORRUGATED FITTINGS



Part No.	Description	Color	Quantity	Weight Ea. (lbs.)	List Price (Ea.)	Product Class
3C05	3" Corrugated Internal Coupling	Black	30/box	0.30	6.63	11RP
4C07	4" Corrugated Internal Coupling	Black	36/box	0.30	8.46	11RP
6C07	6" Corrugated Internal Coupling	Black	8/box	0.80	15.79	11RP
3C06	3" Corrugated End Cap	Black	20/box	0.30	5.15	11RP
4C06	4" Corrugated End Cap	Black	30/box	0.50	8.94	11RP
6C06	6" Corrugated End Cap	Black	10/box	0.50	16.30	11RP

CONNECTORS, END CAPS & MANHOLE ADAPTERS



Part No.	Description	Color	Pkg. Qty.	Weight Ea. (lbs.)	List Price (Ea.)	Product Class
44U-405	SV Cast Iron Connectors Asbestos Cement Connectors-John Manville and Capco 4" x 4" SV HUB x Sch. 40 (DWV) or Sch. 40 Steel or C.I.XH	Black	35	0.48	12.37	45CO
150	1-1/2" Cleanout or Test Cap	Black	100	0.19	5.76	45CP
102	2" Cleanout or Test Cap	Black	100	0.21	6.74	45CP
103	3" Cleanout or Test Cap	Black	50	0.90	8.52	45CP
104	4" Cleanout or Test Cap	Black	50	0.44	10.92	45CP
105	5" Cleanout or Test Cap	Black	24	0.87	39.10	45CP
106	6" Cleanout or Test Cap	Black	24	0.95	13.86	45CP
108	8" Cleanout or Test Cap	Black	16	1.81	28.01	45CP
4MA	4" Concrete Manhole Adapter	Black	24	0.45	10.86	45CO
6MA	6" Concrete Manhole Adapter	Black	24	0.62	18.87	45CO
8MA	8" Concrete Manhole Adapter	Black	14	0.85	24.94	45CO

STAINLESS STEEL PINCH "CRIMP" HOSE CLAMPS



Part No.	Description	Pkg. Qty.	Carton Qty.	List Price (Ea.)	Product Class
NC-155000-003	133R 1/2" SS Crimp Clamp	100	100	0.27	45PC
NC-155000-008	157R 3/8" SS Crimp Clamp	100	100	0.27	45PC
NC-155000-009	170R SS Crimp Clamp	100	100	0.27	45PC
NC-155000-010	185R 23/32" SS Crimp Clamp	100	3000	0.27	45PC
NC-155000-011	198R 5/8" SS Crimp Clamp	100	3000	0.27	45PC
NC-155000-012	210R 13/16" SS Crimp Clamp	100	2500	0.29	45PC
NC-155000-013	226R SS Crimp Clamp	100	100	0.29	45PC
NC-155000-015	256R 3/4" SS Crimp Clamp	100	100	0.29	45PC
NC-155000-016	271R 3/4" SS Crimp Clamp	100	2000	0.32	45PC
NC-155000-017	286R SS Crimp Clamp	100	100	0.32	45PC
NC-155000-019	316R 15/16" SS Crimp Clamp	100	2000	0.32	45PC
NC-155000-020	331R 1" SS Crimp Clamp	100	2000	0.32	45PC
NC-155000-021	346R 1-3/8" SS Crimp Clamp	100	1500	0.36	45PC
NC-155000-022	361R SS Crimp Clamp	100	1500	0.36	45PC
NC-155000-025	396R SS Crimp Clamp	80	100	0.37	45PC
NC-155000-026	410R 1-5/8" SS Crimp Clamp	80	100	0.38	45PC
NC-155000-027	425R 1-1/4" SS Crimp Clamp	80	1500	0.38	45PC
NC-155000-028	440R 1-1/4" SS Crimp Clamp	80	100	0.38	45PC
NC-155000-031	485R 1-7/8" SS Crimp Clamp	50	1500	0.40	45PC
NC-155000-032	500R 1-1/2" SS Crimp Clamp	50	100	0.40	45PC
NC-155000-033	515R 1-1/2" SS Crimp Clamp	50	100	0.40	45PC
NC-155000-039	605R 2-3/8" SS Crimp Clamp	40	100	0.42	45PC
NC-155000-040	620R 2 SS Crimp Clamp	40	100	0.42	45PC
NC-155000-042	650R 2 SS Crimp Clamp	30	100	0.42	45PC

STAINLESS STEEL PINCH CLAMP CRIMP TOOL



Part No.	Description	Pkg. Qty.	Carton Qty.	List Price (Ea.)	Product Class
NCT-1098	Standard Jaw Crimp Tool	1	10	46.32	45PC

STAINLESS STEEL WORM DRIVE HOSE CLAMPS



Part No.	Description	Pkg. Qty.	Case Qty.	List Price (Ea.)	Product Class
3604	SAE 6, 5/16" Band Width, Effective Diameter Range: 7/16" Min., 25/32" Max.	10	200	0.66	45HC
3606	SAE 8, 5/16" Band Width, Effective Diameter Range: 1/2" Min., 29/32" Max.	10	200	0.66	45HC
64006H	SAE 6, 1/2" Band Width, Effective Diameter Range: 7/16" Min., 25/32" Max.	10	200	1.02	45HC
64008H	SAE 8, 1/2" Band Width, Effective Diameter Range: 1/2" Min., 29/32" Max.	10	200	1.03	45HC
64010H	SAE 10, 1/2" Band Width, Effective Diameter Range: 9/16" Min., 1-1/6" Max.	10	500	1.07	45HC
64012H	SAE 12, 1/2" Band Width, Effective Diameter Range: 11/16" Min., 1-1/4" Max.	10	500	1.07	45HC
64016H	SAE 16, 1/2" Band Width, Effective Diameter Range: 13/16" Min., 1-1/2" Max.	10	500	1.13	45HC
64020H	SAE 20, 1/2" Band Width, Effective Diameter Range: 13/16" Min., 1-3/4" Max.	10	500	1.17	45HC
64024H	SAE 24, 1/2" Band Width, Effective Diameter Range: 1-1/16" Min., 2" Max.	10	500	1.22	45HC
64028H	SAE 28, 1/2" Band Width, Effective Diameter Range: 1-5/16" Min., 2-1/4" Max.	10	500	1.22	45HC
64032H	SAE 32, 1/2" Band Width, Effective Diameter Range: 1-9/16" Min., 2-1/2" Max.	10	500	1.31	45HC
64036H	SAE 36, 1/2" Band Width, Effective Diameter Range: 1-13/16" Min., 2-3/4" Max.	10	500	1.35	45HC
64040H	SAE 40, 1/2" Band Width, Effective Diameter Range: 2-1/16" Min., 3" Max.	10	200	1.55	45HC
64044H	SAE 44, 1/2" Band Width, Effective Diameter Range: 2-5/16" Min., 3-1/4" Max.	10	200	1.60	45HC
64048H	SAE 48, 1/2" Band Width, Effective Diameter Range: 2-9/16" Min., 3-1/2" Max.	10	200	1.64	45HC
64052H	SAE 52, 1/2" Band Width, Effective Diameter Range: 2-13/16" Min., 3-3/4" Max.	10	200	1.68	45HC
64056H	SAE 56, 1/2" Band Width, Effective Diameter Range: 3-1/16" Min., 4" Max.	10	200	1.73	45HC
64064H	SAE 62, 1/2" Band Width, Effective Diameter Range: 3-9/16" Min., 4-1/2" Max.	10	200	1.97	45HC
64072H	SAE 72, 1/2" Band Width, Effective Diameter Range: 1-7/8" Min., 5" Max.	10	100	2.09	45HC
64080H	SAE 80, 1/2" Band Width, Effective Diameter Range: 2-1/2" Min., 5-1/2" Max.	10	100	2.18	45HC
64088H	SAE 88, 1/2" Band Width, Effective Diameter Range: 3-1/8" Min., 6" Max.	10	100	2.26	45HC
64096H	SAE 96, 1/2" Band Width, Effective Diameter Range: 3-5/8" Min., 6-1/2" Max.	10	100	2.35	45HC
64104H	SAE 104, 1/2" Band Width, Effective Diameter Range: 4-1/8" Min., 7" Max.	10	100	2.44	45HC
200 06 H	SAE 6, 9/16" Band Width, Effective Diameter Range: 7/16" Min., 25/32" Max.	10	200	1.52	45HC
200 08 H	SAE 8, 9/16" Band Width, Effective Diameter Range: 1/2" Min., 29/32" Max.	10	200	1.55	45HC
200 10 H	SAE 10, 9/16" Band Width, Effective Diameter Range: 9/16" Min., 1-1/6" Max.	10	500	1.59	45HC
200 12 H	SAE 12, 9/16" Band Width, Effective Diameter Range: 11/16" Min., 1-1/4" Max.	10	500	1.61	45HC
200 16 H	SAE 16, 9/16" Band Width, Effective Diameter Range: 13/16" Min., 1-1/2" Max.	10	500	1.63	45HC
200 20 H	SAE 20, 9/16" Band Width, Effective Diameter Range: 13/16" Min., 1-3/4" Max.	10	500	1.68	45HC
200 24 H	SAE 24, 9/16" Band Width, Effective Diameter Range: 1-1/16" Min., 2" Max.	10	500	1.73	45HC
200 28 H	SAE 28, 9/16" Band Width, Effective Diameter Range: 1-5/16" Min., 2-1/4" Max.	10	500	1.77	45HC
200 32 H	SAE 32, 9/16" Band Width, Effective Diameter Range: 1-9/16" Min., 2-1/2" Max.	10	500	1.83	45HC
200 36 H	SAE 36, 9/16" Band Width, Effective Diameter Range: 1-13/16" Min., 2-3/4" Max.	10	500	1.85	45HC
200 40 H	SAE 40, 9/16" Band Width, Effective Diameter Range: 2-1/16" Min., 3" Max.	10	200	1.87	45HC
200 44 H	SAE 44, 9/16" Band Width, Effective Diameter Range: 2-5/16" Min., 3-1/4" Max.	10	200	1.91	45HC
200 48 H	SAE 48, 9/16" Band Width, Effective Diameter Range: 2-9/16" Min., 3-1/2" Max.	10	200	1.93	45HC
200 52 H	SAE 52, 9/16" Band Width, Effective Diameter Range: 2-13/16" Min., 3-3/4" Max.	10	200	1.95	45HC
200 56 H	SAE 56, 9/16" Band Width, Effective Diameter Range: 3-1/16" Min., 4" Max.	10	200	1.97	45HC
200 64 H	SAE 62, 9/16" Band Width, Effective Diameter Range: 3-9/16" Min., 4-1/2" Max.	10	200	2.05	45HC
200 72 H	SAE 72, 9/16" Band Width, Effective Diameter Range: 1-7/8" Min., 5" Max.	10	100	2.16	45HC
200 80 H	SAE 80, 9/16" Band Width, Effective Diameter Range: 2-1/2" Min., 5-1/2" Max.	10	100	2.26	45HC
200 88 H	SAE 88, 9/16" Band Width, Effective Diameter Range: 3-1/8" Min., 6" Max.	10	100	2.35	45HC
200 96 H	SAE 96, 9/16" Band Width, Effective Diameter Range: 3-5/8" Min., 6-1/2" Max.	10	100	2.45	45HC
200 104 H	SAE 104, 9/16" Band Width, Effective Diameter Range: 4-1/8" Min., 7" Max.	10	100	2.54	45HC
200 128 H	SAE 128, 9/16" Band Width, Effective Diameter Range: 5-5/8" Min., 8-1/2" Max.	10	100	2.86	45HC
200 152 H	SAE 152, 9/16" Band Width, Effective Diameter Range: 7-1/8" Min., 10" Max.	10	100	3.08	45HC
200 188 H	SAE 188, 9/16" Band Width, Effective Diameter Range: 9-3/8" Min., 12-1/4" Max.	10	100	3.42	45HC
200 212 H	SAE 212, 9/16" Band Width, Effective Diameter Range: 10-7/8" Min., 13-3/4" Max.	10	100	5.03	45HC



CLAMP-ALL® HI-TORQ HUBLESS PIPE COUPLINGS



Part No.	Size	Description	Carton Qty.	Weight (lbs.)	List Price (Ea.)	Product Class
81015	1-1/2"	Hi-Torq 80 Couplings	80	34	11.89	45CA
81020	2"	Hi-Torq 80 Couplings	64	31	12.53	45CA
81030	3"	Hi-Torq 80 Couplings	36	23	14.72	45CA
81040	4"	Hi-Torq 80 Couplings	36	28	16.58	45CA
81050	5"	Hi-Torq 80 Couplings	12	17	35.75	45CA
81060	6"	Hi-Torq 80 Couplings	12	20	39.18	45CA
81080	8"	Hi-Torq 80 Couplings	8	16	70.13	45CA
81100	10"	Hi-Torq 80 Couplings	8	21	90.25	45CA
10015	1-1/2"	Hi-Torq 125 Couplings	80	41	18.99	45CA
10020	2"	Hi-Torq 125 Couplings	64	38	19.73	45CA
10030	3"	Hi-Torq 125 Couplings	36	28	21.43	45CA
10040	4"	Hi-Torq 125 Couplings	36	34	24.17	45CA
10050	5"	Hi-Torq 125 Couplings	12	21	51.92	45CA
10060	6"	Hi-Torq 125 Couplings	12	24	58.21	45CA
10080	8"	Hi-Torq 125 Couplings	8	22	98.46	45CA
10100	10"	Hi-Torq 125 Couplings	8	25	124.27	45CA
10120	12"	Hi-Torq 125 Couplings	8	34	192.51	45CA
10150	15"	Hi-Torq 125 Couplings	4	23	227.13	45CA



CLAMP-ALL® TOOLS



Part No.	Size	Description	Carton Qty.	List Price (Ea.)	Product Class
99080	80	Hi-Torq 80 wrench	1	231.58	45CA
99125	125	Hi-Torq 125 wrench	1	231.58	45CA

SNAP-ALL® INCREASER/REDUCER TRANSITION BUSHINGS



Part No.	Description	Carton Qty.	Weight (lbs.)	List Price (Ea.)	Product Class
31575	1-1/2" x 3/4" CU	12/144	29	4.48	45CA
30151	1-1/2" x 1" CU	12/144	23	3.69	45CA
31512	1-1/2" x 1-1/4" CU	12/144	15	3.25	45CA
31515	1-1/2" x 1-1/2" CU	12/144	12	2.74	45CA
30215	2" x 1-1/2" CU	6/72	15	6.13	45CA
20215	2" x 1-1/2" CI, STL, PVC	6/72	10	4.77	45CA
30022	2" x 2" CU, XH	6/72	7	4.05	45CA
30032	3" x 2" CU	9/108	50	10.88	45CA
20032	3" x 2" CI, STL, PVC	9/108	44	9.47	45CA
20325	3" x 2-1/2" CI, STL, PVC	9/108	38	9.12	45CA
30033	3" x 3" CU, XH	9/108	15	6.08	45CA
30043	4" x 3" CU	5/60	40	15.12	45CA
20043	4" x 3" CI, STL, PVC	5/60	34	12.03	45CA
30044	4" x 4" CU, XH	5/60	13	8.98	45CA
20054	5" x 4" CI, STL, PVC	4/48	40	25.05	45CA
20064	6" x 4" CI, STL, PVC	1/12	24	56.09	45CA
20065	6" x 5" CI, STL, PVC	1/12	14	31.02	45CA
20086	8" x 6" CI, STL, PVC	1/12	34	52.65	45CA

FITTINGS

FITTINGS PRODUCTS INDEX

Part No.	Page	Part No.	Page	Part No.	Page	Part No.	Page	Part No.	Page
01-44	83	6P05	80	61P8	81	822-040-16	82	64056H	86
02-43	83	6P06	81	64P01	80	822-060-16	82	64064H	86
02-44	83	6P07	80	64P08	81	822-080-16	82	64072H	86
02-64	83	6P07S	80	84P01	80	880-136	82	64080H	86
02-66	83	6P08	81	84P08	81	880-202	82	64088H	86
02-88	83	6P09	81	86P01	80	880-234	82	64096H	86
02-1010	83	6T/C	84	86P08	81	880-237	82	64104H	86
02-1212	83	6T/WOC	84	102	84	880-243	82	81015	87
2P41	81	6Y/C	84	103	84	880-253	82	81020	87
2P42	81	6Y/WOC	84	104	84	880-259	82	81030	87
2P43	81	8MA	84	105	84	880-271	82	81040	87
3C05	84	8P01	80	106	84	880-364	82	81050	87
3C06	84	8P02	80	108	84	1219	82	81060	87
3P01	80	8P03	80	150	84	1220	82	81080	87
3P02	80	8P05	80	200 06 H	86	3604	86	81100	87
3P03	80	8P06	81	200 08 H	86	3606	86	99080	87
3P03ST	80	8P07	80	200 10 H	86	8051-020-040	82	99125	87
3P04	80	8P08	81	200 12 H	86	8051-030-060	82	1530202	82
3P05	80	8P09	81	200 16 H	86	8051-040-080	82	1530203	82
3P05R	80	9P03	81	200 20 H	86	8051-060-100	82	1530204	82
3P06	81	9P04	81	200 24 H	86	10015	87	1530302	82
3P07	80	9P06	81	200 28 H	86	10020	87	1530303	82
3P08	81	9P07	81	200 32 H	86	10030	87	1530304	82
3P09	81	9P08	81	200 36 H	86	10040	87	1530402	82
3P11	81	9P09	81	200 40 H	86	10050	87	1530403	82
3P12	81	9P10	81	200 44 H	86	10060	87	1530404	82
3P15	81	9P11	81	200 48 H	86	10080	87	1530405	82
3P16	81	9P12	81	200 52 H	86	10100	87	1530602	82
3P17	81	9P13	81	200 56 H	86	10120	87	1530603	82
4C06	84	31P0	80	200 64 H	86	10150	87	1530605	82
4C07	84	31POST	80	200 72 H	86	20032	87	NC-155000-003	85
4MA	84	31P8	81	200 80 H	86	20043	87	NC-155000-008	85
4P01	80	33S248 CLAMP	84	200 88 H	86	20054	87	NC-155000-009	85
4P1X	81	41P0	80	200 96 H	86	20064	87	NC-155000-010	85
4P02	80	41POST	80	200 104 H	86	20065	87	NC-155000-011	85
4P03	80	41P8	81	200 128 H	86	20086	87	NC-155000-012	85
4P03ST	80	44U-405	84	200 152 H	86	20215	87	NC-155000-013	85
4P04	80	51-44	83	200 188 H	86	20325	87	NC-155000-015	85
4P05	80	51-66	83	200 212 H	86	30022	87	NC-155000-016	85
4P05R	80	56-22	83	275	82	30032	87	NC-155000-017	85
4P06	81	56-32	83	275P	82	30033	87	NC-155000-019	85
4P07	80	56-33	83	351	81	30043	87	NC-155000-020	85
4P08	81	56-42	83	375	82	30044	87	NC-155000-021	85
4P09	81	56-43	83	375P	82	30151	87	NC-155000-022	85
4P11	81	56-44	83	375PR	82	30215	87	NC-155000-025	85
4PVAF	82	56-44W	83	375R	82	31512	87	NC-155000-026	85
4T/C	84	56-55	83	413P	81	31515	87	NC-155000-027	85
4T/WOC	84	56-64	83	417P	80	31575	87	NC-155000-028	85
4Y/C	84	56-66	83	451	81	64006H	86	NC-155000-031	85
4Y/WOC	84	56-86	83	475	82	64008H	86	NC-155000-032	85
06-44	83	56-88	83	475P	82	64010H	86	NC-155000-033	85
06-64	83	56-125	83	475PR	82	64012H	86	NC-155000-039	85
06-66	83	56-150	83	475R	82	64016H	86	NC-155000-040	85
06-88	83	56-150/125	83	532	81	64020H	86	NC-155000-042	85
6C06	84	56-1010	83	533	81	64024H	86	NCT-1098	85
6C07	84	56-1212	83	575	82	64028H	86	WC100	81
6MA	84	56-2150	83	575P	82	64032H	86	WC100G	81
6P01	80	56-E43	83	613P	81	64036H	86	WC100T	81
6P02	80	57-125	84	650	81	64040H	86	WC150	81
6P03	80	57-125/125	84	651	81	64044H	86		
6P03ST	80	57-150/125	84	675	82	64048H	86		
6P04	80	61P0	80	675P	82	64052H	86		



VALVE BOX PRODUCTS PRICE LIST

HOW TO ORDER PRODUCT

Go to ndspro.net and log in, or register for a new account if you are new to this site. Once you have logged in, use Shop on the main menu to place your order. Call Customer Service at 800-726-1994 or send a fax to 800-726-1998. International customers call 559-334-1183. Send an email to nds@ndspro.com.

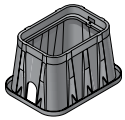
HOW TO ORDER LITERATURE

Contact your local sales representative or call Customer Service at 800-726-1994 to order literature and samples.

HOW TO TRACK YOUR ORDER

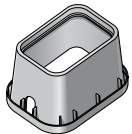
Keep track of your order online at ndspro.net. If you are new to this site, register for a new account. After logging in, check under "Tools" for the "Order Status" option.

CONTENTS



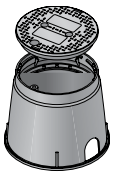
NDS PRO-SPEC™ SERIES VALVE BOXES	92-95
---	--------------

Next Generation Commercial Grade



NDS STANDARD SERIES VALVE BOXES	95-99
--	--------------

Residential/Commercial Grade



NDS VALVE BOXES	99
------------------------	-----------

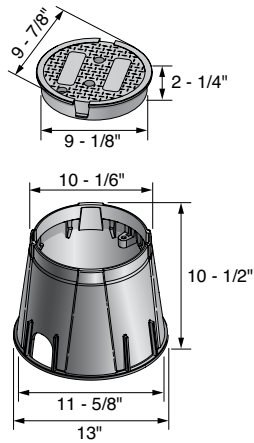
Residential Grade



VALVE BOX INDEX	100
------------------------	------------

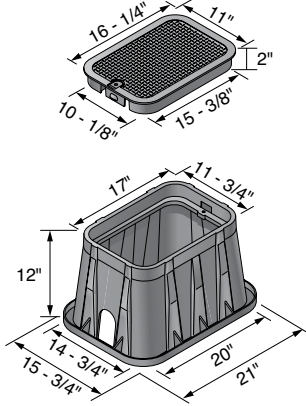
WARRANTY AND TERMS	BACK COVER
---------------------------	-------------------

NDS PRO-SPEC™ SERIES 10" ROUND VALVE BOXES



Part No.	Description	Color (Box/Cover)	Pallet Qty.	Weight Ea. (lbs.)	List Price (Ea.)	Product Class
Box & Cover						
311BC	10" Round Corrugated Box, Round Overlapping Cover - ICV	Black/Green	132	4.6	59.22	20PR
311BCB	10" Round Corrugated Box, Round Overlapping Bolt-Down Cover - ICV	Black/Green	132	4.6	60.53	20PR
311BCBLK	10" Round Corrugated Box, Round Overlapping Cover - ICV	Black/Black	132	4.6	59.22	20PR
311BCBW	10" Round Corrugated Box, Round Overlapping Bolt-Down Cover - Water	Black/Green	132	4.6	60.53	20PR
311BCR	10" Round Corrugated Box, Round Overlapping Cover - Reclaimed Water	Black/Purple	132	4.6	59.74	20PR
311BCS	10" Round Corrugated Box, Round Overlapping Cover - Sewer	Black/Green	132	4.6	59.74	20PR
311BCW	10" Round Corrugated Box, Round Overlapping Cover - Water	Black/Green	132	4.6	59.74	20PR
312BC	10" Round Corrugated Box, Round Overlapping Cover - ICV	Green/Green	132	4.6	59.18	20PR
312BC ELEC	10" Round Corrugated Box, Round Overlapping Cover - Electric	Gray/Gray	132	4.6	61.78	20PR
312BCB	10" Round Corrugated Box, Round Overlapping Bolt-Down Cover - ICV	Green/Green	132	4.4	61.78	20PR
312BCB ELEC	10" Round Corrugated Box, Round Overlapping Bolt-Down Cover - Electric	Gray/Gray	132	4.6	61.78	20PR
312BCBS	10" Round Corrugated Box, Round Overlapping Bolt-Down Cover - Sewer	Green/Green	132	4.6	61.78	20PR
312BCRBLK	10" Round Overlapping Reclaimed Cover	Black/Black	132	4.7	59.18	20PR
312BCRG	10" Round Corrugated Box, Round Overlapping Cover - Reclaimed Water	Green/Green	132	4.6	59.18	20PR
312BCS	10" Round Corrugated Box, Round Overlapping Cover - Sewer	Green/Green	132	4.6	59.18	20PR
312BCSAND	10" Round Corrugated Box, Round Overlapping Cover - ICV	Sand/Sand	132	4.4	65.09	20PR
312BCW	10" Round Corrugated Box, Round Overlapping Cover - Water	Green/Green	132	4.6	59.18	20PR
312PBCBR	10" Round Corrugated Box, Round Overlapping Bolt-Down Cover - Reclaimed Water	Purple/Purple	132	4.4	67.95	20PR
312PBCR	10" Round Corrugated Box, Round Overlapping Cover - Reclaimed Water	Purple/Purple	132	4.4	65.09	20PR
Cover Only						
311C	10" Round Overlapping Cover - ICV	Green	200	1.5	19.46	20PR
311C BLK	10" Round Overlapping Cover - ICV	Black	200	1.5	20.63	20PR
311C BRN	10" Round Overlapping Cover - ICV	Brown	200	1.5	24.89	20PR
311C ELEC	10" Round Overlapping Cover - Electric	Gray	200	1.5	22.68	20PR
311CR	10" Round Overlapping Cover - Reclaimed Water	Purple	200	1.4	21.40	20PR
311CRG	10" Round Overlapping Cover - Reclaimed Water	Green	200	1.5	20.63	20PR
311CS	10" Round Overlapping Cover - Sewer	Green	200	1.5	20.63	20PR
311CSAND	10" Round Overlapping Cover - ICV	Sand	200	1.4	21.40	20PR
311CW	10" Round Overlapping Cover - Water	Black	200	1.5	20.63	20PR
311CW BLK	10" Round Overlapping Cover - Water	Green	200	1.5	20.63	20PR
Box Only						
311B	10" Round Corrugated Box	Black	132	3	39.76	20PR
312B	10" Round Corrugated Box	Green	132	3	39.76	20PR
312PB	10" Round Corrugated Box	Purple	132	3	43.75	20PR
113BB	2-1/2" x 3/8" SS Bolt	Steel	n/a	0.1	4.08	20NM

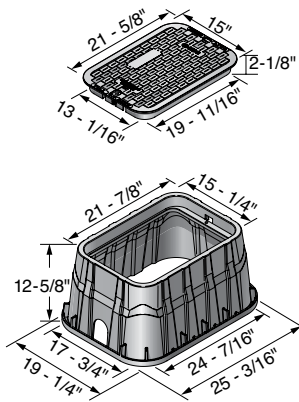
NDS PRO-SPEC™ SERIES 14" X 19" RECTANGULAR VALVE BOXES



Part No.	Description	Color (Box/Cover)	Pallet Qty.	Weight Ea. (lbs.)	List Price (Ea.)	Product Class
Box & Cover						
313BC	14" x 19" Box, Overlapping Cover - ICV	Black/Green	84	8.4	98.21	20PR
313BCB	14" x 19" Corrugated Box, Overlapping Bolt-Down Cover - ICV	Black/Green	84	8.5	98.21	20PR
313BCBLK	14" x 19" Corrugated Box, Overlapping Bolt-Down Cover - ICV	Black/Black	84	8.5	98.21	20PR
313BCBR	14" x 19" Corrugated Box, Overlapping Bolt-Down Cover - Reclaimed Water	Black/Purple	84	8.5	108.02	20PR
313BCBRBLK	14" x 19" Corrugated Box, Overlapping Bolt-Down Cover - Reclaimed Water	Black/Black	84	8.5	108.02	20PR
313BCBRG	14" x 19" Corrugated Box, Overlapping Bolt-Down Cover - Reclaimed Water	Black/Green	84	8.5	108.02	20PR
313BCBS	14" x 19" Corrugated Box, Overlapping Bolt-Down Cover - Sewer	Black/Green	84	8.5	108.02	20PR
313BCBW	14" x 19" Corrugated Box, Overlapping Bolt-Down Cover - Water	Black/Green	84	8.5	108.02	20PR
313BCBWBLK	14" x 19" Corrugated Box, Overlapping Bolt-Down Cover - Water	Black/Black	84	8.5	108.02	20PR
314BC	14" x 19" Box, Overlapping Cover - ICV	Green/Green	84	8.4	98.21	20PR
314BC ARNB	14" x 19" Box, Overlapping Cover - Recycled Water English / Spanish	Black/Black	84	8.4	102.49	20PR
314BCB	14" x 19" Corrugated Box, Overlapping Bolt-Down Cover - ICV	Green/Green	84	8.5	102.82	20PR
314BCB ELEC	14" x 19" Corrugated Box, Overlapping Bolt-Down Cover - Electric	Gray/Gray	84	8.5	108.02	20PR
314BCBRG	14" x 19" Corrugated Box, Overlapping Bolt-Down Cover - Reclaimed Water	Green/Green	84	8.5	108.02	20PR
314BCBS	14" x 19" Corrugated Box, Overlapping Bolt-Down Cover - Sewer	Green/Green	84	8.5	108.02	20PR
314BCBSAND	14" x 19" Corrugated Box, Overlapping Bolt-Down Cover - ICV	Sand/Sand	84	8.5	113.11	20PR
314BCBW	14" x 19" Corrugated Box, Overlapping Bolt-Down Cover - Water	Green/Green	84	8.5	108.02	20PR
314BCSAND	14" x 19" Box, Overlapping Cover - ICV	Sand/Sand	84	8.2	108.02	20PR
314PBCBR	14" x 19" Corrugated Box, Overlapping Bolt-Down Cover - Reclaimed Water	Purple/Purple	84	8.4	113.11	20PR
314PBCR	14" x 19" Box, Overlapping Cover - Reclaimed Water	Purple/Purple	84	7.3	108.02	20PR
Cover Only						
313C	14" x 19" Overlapping Cover - ICV	Green	300	2.3	29.39	20PR
313C ELEC	14" x 19" Overlapping Cover - Electric	Gray	300	2.3	32.34	20PR
313CBLK	14" x 19" Overlapping Cover - ICV	Black	300	2.3	29.39	20PR
313CBRN	14" x 19" Overlapping Cover - ICV	Brown	300	2.3	32.34	20PR
313CG ELEC	14" x 19" Overlapping Cover - Electric	Green	300	2.3	29.39	20PR
313CR	14" x 19" Overlapping Cover - Reclaimed Water	Purple	300	2.3	32.34	20PR
313CRBLK	14" x 19" Overlapping Cover - Reclaimed Water	Black	300	2.81	29.39	20PR
313CRG	14" x 19" Overlapping Cover - Reclaimed Water	Green	300	2.3	29.39	20PR
313CSAND	14" x 19" Overlapping Cover - ICV	Sand	300	2.3	32.34	20PR
313CW	14" x 19" Overlapping Cover - Water	Black	300	2.3	29.39	20PR
314CS	14" x 19" Overlapping Cover - ICV	Black	300	2.3	29.39	20PR
314CW	14" x 19" Overlapping Cover - Water	Green	300	2.3	29.39	20PR
Box Only						
314B	14" x 19" Box	Green	84	5	70.88	20PR
314BBLK	14" x 19" Valve Box	Black	84	5.41	70.88	20PR
113BB	2-1/2" x 3/8" SS Bolt	Steel	n/a	0.1	4.08	20NM

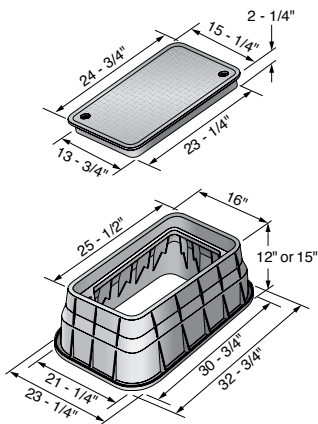
VALVE BOXES

NDS PRO-SPEC™ SERIES 13" X 20" RECTANGULAR VALVE BOXES



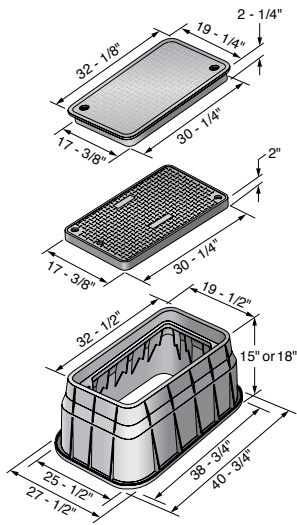
Part No.	Description	Color (Box/Cover)	Pallet Qty.	Weight Ea. (lbs.)	List Price (Ea.)	Product Class
Box & Cover						
317BCB	13" x 20" Jumbo Corrugated Box, Overlapping Bolt-Down Cover - ICV	Black/Green	56	14.6	179.05	20PR
317BCBBLK	13" x 20" Jumbo Corrugated Box, Overlapping Bolt-Down Cover - ICV	Black/Black	56	14.6	180.32	20PR
317BCBS	13" x 20" Jumbo Corrugated Box, Overlapping Bolt-Down Cover - Sewer	Black/Green	56	14.6	179.05	20PR
317BCBW	13" x 20" Jumbo Corrugated Box, Overlapping Bolt-Down Cover - Water	Black/Black	56	14.6	180.32	20PR
318BC	13" x 20" Jumbo Box, Overlapping Cover - ICV	Green/Green	56	14.6	172.35	20PR
318BCB	13" x 20" Jumbo Corrugated Box, Overlapping Bolt-Down Cover - ICV	Black/Green	56	14.6	174.73	20PR
318BCBRBLK	13" x 20" Jumbo Corrugated Box, Overlapping Bolt-Down Cover - Reclaimed Water	Black/Black	56	14.6	179.05	20PR
318BCBRG	13" x 20" Jumbo Corrugated Box, Overlapping Bolt-Down Cover - Reclaimed Water	Green/Green	56	14.6	174.73	20PR
318BCBS	13" x 20" Jumbo Corrugated Box, Overlapping Bolt-Down Cover - Sewer	Green/Green	56	14.6	174.73	20PR
318BCBSAND	13" x 20" Jumbo Corrugated Box, Overlapping Bolt-Down Cover - ICV	Sand/Sand	56	14.6	189.58	20PR
318BCBW	13" x 20" Jumbo Corrugated Box, Overlapping Bolt-Down Cover - Water	Green/Green	56	14.6	174.73	20PR
318PBCBR	13" x 20" Jumbo Corrugated Box, Overlapping Bolt-Down Cover Reclaimed Water	Purple/Purple	56	10.7	192.19	20PR
318PBCR	13" x 20" Jumbo Box, Overlapping Cover - Reclaimed Water	Purple/Purple	56	14.6	189.58	20PR
Cover Only						
317C	13" x 20" Overlapping Cover - ICV	Green	180	5.1	56.33	20PR
317C BLK	13" x 20" Overlapping Cover - ICV	Black	180	5.1	56.33	20PR
317C BRN	13" x 20" Overlapping Cover - ICV	Brown	180	5.1	61.96	20PR
317CR	13" x 20" Overlapping Cover - Reclaimed Water	Purple	180	5	61.96	20PR
317CS	13" x 20" Overlapping Cover - Sewer	Green	180	5.1	56.33	20PR
317CSAND	13" x 20" Overlapping Cover - ICV	Sand	180	5	61.96	20PR
317CW	13" x 20" Overlapping Cover - Water	Black	180	5.1	56.33	20PR
318CW	13" x 20" Overlapping Cover - Water	Green	180	5.1	56.33	20PR
Box Only						
318B	13" x 20" Jumbo Box	Green	56	9.2	130.99	20PR
318B BLK	13" x 20" Jumbo Box	Black	56	9.2	89.68	20PR
318PB	13" x 20" Jumbo Box	Purple	56	9.55	144.09	20PR
113BB	2-1/2" x 3/8" SS Bolt	Steel	n/a	0.1	4.08	20NM

NDS PRO-SPEC™ SERIES 13" X 24" RECTANGULAR VALVE BOXES



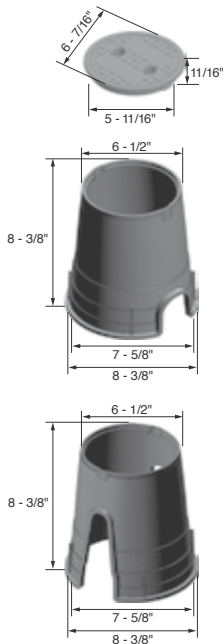
Part No.	Description	Color (Box/Cover)	Pallet Qty.	Weight Ea. (lbs.)	List Price (Ea.)	Product Class
Box & Cover						
321BCB	13" x 24" x 12" Box, Overlapping Bolt-Down Cover - ICV	Green/Green	12	24	403.04	20PR
321BCB-BG	13" x 24" x 12" Box, Overlapping Bolt-Down Cover - ICV	Black/Green	12	24	406.76	20PR
321BCBS	13" x 24" x 12" Box, Overlapping Bolt-Down Cover - Sewer	Green/Green	12	24	398.84	20PR
321BCBW	13" x 24" x 12" Box, Overlapping Bolt-Down Cover - Water	Green/Green	12	24	398.84	20PR
322BCB	13" x 24" x 15" Box, Overlapping Bolt-Down Cover - ICV	Green/Green	12	24	431.32	20PR
322PBCBR	13" x 24" x 12" Box, Overlapping Bolt-Down Cover - Reclaimed Water	Purple/Purple	12	24	443.35	20PR
325BCB	13" x 24" x 15" Box, Overlapping Bolt-Down Cover - ICV	Black/Green	12	24	435.29	20PR
Cover Only						
322C	13" x 24" Overlapping Cover - ICV	Green	125	7	137.26	20PR
322CS	13" x 24" Overlapping Cover - Sewer	Green	125	7	137.26	20PR
Box Only						
321B	13" x 24" x 12" Box	Green	12	19	265.25	20PR
322B	13" x 24" x 15" Box	Green	12	19	294.07	20PR
325B	13" x 24" x 15" Box	Black	12	19	179.05	20PR
121BB	3/8" x 3" SS Bolt	Steel	n/a	0.1	3.17	20NM

NDS PRO-SPEC™ SERIES 17" X 30" RECTANGULAR VALVE BOXES



Part No.	Description	Color (Box/Cover)	Pallet Qty.	Weight Ea. (lbs.)	List Price (Ea.)	Product Class
Box & Cover						
324BCB	17" x 30" x 15" Box, Overlapping Bolt-Down Cover - ICV	Green/Green	6	28	647.48	20PR
324BCB-BG	17" x 30" x 15" Box, Overlapping Bolt-Down Cover - ICV	Black/Green	6	28	653.44	20ND
324BCBS	17" x 30" x 15" Box, Overlapping Bolt-Down Cover - Sewer	Green/Green	6	28	686.12	20PR
324BCDB	17" x 30" x 15" Box, Drop-in Bolt-Down Cover - ICV	Green/Green	6	28	647.48	20PR
326BCB	17" x 30" x 18" Box, Overlapping Bolt-Down Cover - ICV	Green/Green	6	39.3	688.85	20PR
326BCB-BG	17" x 30" x 18" Box, Overlapping Bolt-Down Cover - ICV	Black/Green	6	41.2	695.20	20ND
326BCDB	17" x 30" x 18" Box, Drop-in Bolt-Down Cover - ICV	Green/Green	6	37	688.85	20PR
326BCDB ELEC	17" x 30" x 18" Box, Drop-in Cover - Electric	Gray/Gray	6	37.05	757.74	20PR
326BCDB-BG	17" x 30" x 18" Box, Drop-in Bolt-Down Cover - ICV	Black/Green	6	37	695.20	20ND
326BCDBW	17" x 30" x 18" Box, Drop-in Bolt-Down Cover - Water	Black/Black	6	37	740.71	20ND
326PBCBR	17" x 30" x 18" Box, Overlapping Cover - Reclaimed Water	Purple/Purple	6	38	757.74	20PR
Cover Only						
323C	17" x 30" Overlapping Cover - ICV	Green	75	11	290.99	20PR
323CD	17" x 30" Drop-in Cover - ICV	Green	75	11	290.99	20PR
323CD ELEC	17" x 30" Drop-in Cover - Electric	Gray	75	11	320.08	20PR
323CDW	17" x 30" Overlapping Cover - Water	Black	75	11	327.41	20PR
323CR	17" x 30" Overlapping Cover - Reclaimed Water	Purple	75	11	320.08	20PR
323CS	17" x 30" Overlapping Cover - Sewer	Green	75	11	290.99	20PR
Box Only						
324B	17" x 30" x 15" Box	Green	6	20	356.94	20NM
324B BLK	17" x 30" x 15" Box	Black	6	20	400.03	20NM
326B	17" x 30" x 18" Box	Green	6	23	399.00	20NM
326B BLK	17" x 30" x 18" Box	Black	6	23	439.62	20NM

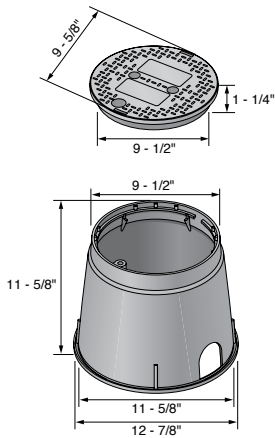
NDS STANDARD SERIES 6" ROUND VALVE BOXES



Part No.	Description	Color (Box/Cover)	Pallet Qty.	Weight Ea. (lbs.)	List Price (Ea.)	Product Class
Box & Cover						
107BC	6" Round Box, Round Overlapping Cover - ICV	Black/Green	250	1.5	15.09	20ND
107BC ARNB	6" Round Box, Round Overlapping Cover - Recycled Water English / Spanish	Black/Black	250	1.5	15.24	20ND
107BC BLK	6" Round Box, Round Overlapping Cover - ICV	Black/Black	250	1.5	15.09	20ND
107BC CTN	6" Round Box, Round Overlapping Cover - ICV - 4 per carton	Black/Green	108	1.05	15.09	20ND
107BC SAND	6" Round Box, Round Overlapping Cover - ICV	Sand/Sand	250	1.5	16.60	20ND
107BC SLV	6" Round Box, Round Overlapping Cover - ICV - 20 per sleeve	Black/Green	400	1.5	15.09	20ND
107BCH	6" Round Snap-in Valve Box, Round Snap-in Overlapping Cover - ICV	Black/Green	250	1.5	15.09	20ND
107BCR	6" Round Box, Round Overlapping Cover - Reclaimed Water	Black/Purple	250	1.5	16.60	20ND
107BCR BLK	6" Round Box, Round Overlapping Cover - Reclaimed Water	Black/Black	250	1.5	15.09	20ND
107BCS	6" Round Box, Round Overlapping Cover - Sewer	Black/Green	250	1.5	15.40	20NM
107BCW	6" Round Box, Round Overlapping Solid Plastic Cover - Water	Black/Green	250	1.5	16.76	20NM
107EBC	6" Round Emitter Box, Round Overlapping Cover - Emitter Box	Black/Green	250	1.5	15.75	20ND
107EBCR	6" Round Emitter Box, Round Overlapping Cover - Emitter Box	Black/Purple	250	1.5	17.32	20ND
107PBCR	6" Round Box, Round Overlapping Cover - Reclaimed Water	Purple/Purple	250	1.5	16.60	20ND
108BC	6" Round Box, Round Overlapping Cover - ICV	Green/Green	250	1.5	16.72	20ND
108BCS	6" Round Box, Round Overlapping Cover - Sewer	Green/Green	250	1.5	16.72	20ND
108BCW	6" Round Box, Round Overlapping Cover - Water	Green/Green	250	1.5	16.72	20ND
Cover Only						
107C	6" Round Overlapping Cover - ICV	Green	800	0.36	6.76	20ND
107C BLK	7" Round Cover ICV	Black	250	1.5	6.76	20ND
107C BRN	7" Round Cover ICV	Brown	250	1.5	7.43	20ND
107C SAND	6" Round Overlapping Cover - ICV	Sand	800	0.4	7.43	20ND
107CH	6" Round Snap-in Overlapping Cover - ICV	Green	1200	0.35	6.76	20ND
107CR	6" Round Overlapping Cover - Reclaimed Water	Purple	800	0.4	7.43	20ND
107CS	6" Round Overlapping Cover - Sewer	Green	800	0.4	7.37	20NM
107CW	6" Round Overlapping Cover - Water	Green	800	0.4	7.37	20NM
Box Only						
106B	6" Round Snap-in Valve Box	Black	250	0.9	8.87	20ND
107B	6" Round Box	Black	250	1.23	8.87	20ND
108B	6" Round Box	Green	250	1.23	10.39	20ND

VALVE BOXES

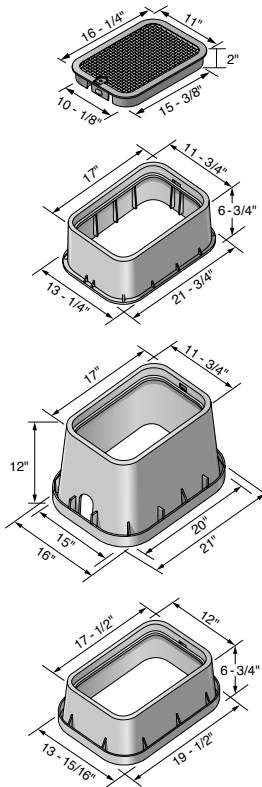
NDS STANDARD SERIES 10" ROUND VALVE BOXES



Part No.	Description	Color (Box/Cover)	Pallet Qty.	Weight Ea. (lbs.)	List Price (Ea.)	Product Class
Box & Cover						
111BC	10" Round Box, Round Overlapping Cover - ICV	Black/Green	180	3	37.05	20ND
111BC BLK	10" Round Box, Round Overlapping Cover - ICV	Black/Black	180	3	37.05	20ND
111BC CTN	10" Round Box, Round Overlapping Cover - ICV - 4 per carton	Black/Green	72	3.9	37.05	20ND
111BC SAND	10" Round Box, Round Overlapping Cover - ICV	Sand/Sand	180	3.2	40.76	20ND
111BCB	10" Round Box, Round Overlapping Bolt-Down Cover - ICV	Black/Green	180	3	41.64	20ND
111BCBW	10" Round Box, Round Overlapping Bolt-Down Cover - Water	Black/Green	180	3	39.45	20NM
111BCR	10" Round Box, Round Overlapping Cover - Reclaimed Water	Black/Purple	180	3	40.76	20ND
111BCR BLK	10" Round Box, Round Overlapping Cover - Reclaimed Water	Black/Purple	180	3	40.76	20ND
111BCS	10" Round Box, Round Overlapping Cover - Sewer	Black/Green	180	3	37.84	20NM
111BCW	10" Round Box, Round Overlapping Cover - Water	Black/Green	180	3	39.45	20NM
111PBCR	10" Round Box, Round Overlapping Cover - Reclaimed Water	Purple/Purple	180	3	40.76	20ND
112BC	10" Round Box, Round Overlapping Cover - ICV	Green/Green	180	3	38.91	20ND
112BCB	10" Round Box, Round Overlapping Bolt-Down Cover - ICV	Green/Green	180	3	43.72	20ND
112BCRG	10" Round Box, Round Overlapping Cover - Reclaimed Water	Green/Green	180	3	38.91	20ND
112BCS	10" Round Box, Round Overlapping Cover - Water	Green/Green	180	3.9	41.88	20NM
112BCW	10" Round Box, Round Overlapping Cover - Sewer	Green/Green	180	3.9	44.65	20NM
Cover Only						
111C	10" Round Overlapping Cover - ICV	Green	300	0.95	16.72	20ND
111C BLK	10" Round Overlapping Cover - ICV	Black	300	0.95	18.23	20ND
111C BRN	10" Round Overlapping Cover - ICV	Brown	300	0.95	18.39	20ND
111C SAND	10" Round Overlapping Cover - ICV	Sand	300	0.95	18.39	20ND
111CR	10" Round Overlapping Cover - Reclaimed Water	Purple	300	1	18.39	20ND
111CRG	10" Round Overlapping Cover - Reclaimed Water	Green	300	0.95	16.72	20ND
111CS	10" Round Overlapping Cover - Sewer	Green	300	1	18.23	20NM
111CW BLK	10" Round Overlapping Cover - Water	Black	300	0.95	18.23	20ND
111CW	10" Round Overlapping Cover - Water	Green	300	1	18.23	20NM
Box Only						
111B	10" Round Box	Black	180	2	22.01	20NM
111BB	1-1/4" x 5/16" SS Bolt	Steel	n/a	0.05	3.97	20ND
112B	10" Round Box	Green	300	2	23.11	20ND



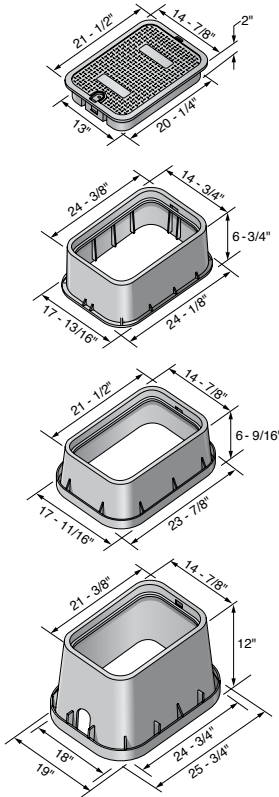
NDS STANDARD SERIES 14" X 19" RECTANGULAR VALVE BOXES



Part No.	Description	Color (Box/Cover)	Pallet Qty.	Weight Ea. (lbs.)	List Price (Ea.)	Product Class
Box & Cover						
115	14" x 19" x 6" Extension, Overlapping Cover - ICV	Black/Green	49	16.16	65.07	20ND
116	14" x 19" x 6" Extension, Overlapping Cover - ICV	Green/Green	49	6.16	68.34	20ND
113BC	14" x 19" Box, Overlapping Cover - ICV	Black/Green	78	9.1	76.22	20ND
113BC CTN	12" x 17" Valve Box Overlap ICV Cover	Black/Green	48	9.32	76.22	20ND
113BC SAND	14" x 19" Box, Overlapping Cover - ICV	Sand/Sand	78	9.25	80.49	20ND
113BCBLK	14" x 19" Box, Overlapping Cover - ICV	Black/Black	78	9.1	76.22	20ND
113BCD	14" x 19" Box, Drop-in Cover - ICV	Black/Green	78	8	76.22	20ND
113BCE	14" x 19" Box, Overlapping Cover - Electrical	Black/Green	78	9.32	83.82	20NM
113BCR	14" x 19" Box, Overlapping Cover - Reclaimed Water	Black/Purple	78	9.1	80.49	20ND
113BCRBLK	14" x 19" Box, Overlapping Cover - Reclaimed Water	Black/Black	78	9.1	80.49	20ND
113BCRG	14" x 19" Box, Overlapping Cover - Reclaimed Water	Black/Green	78	9.1	76.22	20ND
113BCS	14" x 19" Box, Overlapping Cover - Sewer	Black/Green	78	9.1	82.94	20ND
113BCW	14" x 19" Box, Overlapping Bolt-Down Cover - Water	Black/Black	300	9.32	81.18	20NM
113BCWG	14" x 19" Box, Overlapping Cover - Water	Black/Green	78	9.1	76.22	20ND
113PBCR	14" x 19" Box, Overlapping Cover - Reclaimed Water	Purple/Purple	78	9.29	80.49	20ND
114BC	14" x 19" Box, Overlapping Cover - ICV	Green/Green	78	9.95	76.83	20ND
114BCS	14" x 19" Box, Overlapping Cover - Sewer	Green/Green	78	9.95	88.69	20NM
114BCW	14" x 19" Box, Overlapping Cover - Water	Green/Green	78	9.95	92.58	20NM
115BCR	14" x 19" x 6" Box, Overlapping Cover - ICV	Black/Purple	42	7.29	68.72	20ND
115TBC	14" x 19" x 6" Tapered Box, Overlapping Cover - ICV	Black/Green	96	6	65.07	20ND
116TBC	14" x 19" x 6" Tapered Box, Overlapping Cover - ICV	Green/Green	96	5.55	68.34	20ND
116TBC SAND	14" x 19" x 6" Tapered Box, Overlapping Cover - ICV	Sand/Sand	96	6.16	70.87	20ND
Cover Only						
113C	14" x 19" Overlapping Cover - ICV	Green	300	2	26.38	20ND
113C BRN	14" x 19" Overlapping Cover - ICV	Brown	300	2	26.38	20ND
113C SAND	14" x 19" Overlapping Cover - ICV	Sand	300	2	27.86	20ND
113CB	14" x 19" Overlapping Cover - ICV	Black	300	2	26.38	20ND
113CE	14" x 19" Overlapping Cover - Electrical	Green	300	2.3	28.06	20NM
113CR	14" x 19" Overlapping Cover - Reclaimed Water	Purple	300	2.5	27.86	20ND
113CRB	14" x 19" Overlapping Cover - Reclaimed Water	Black	300	2	28.06	20ND
113CRG	14" x 19" Overlapping Cover - Reclaimed Water	Green	300	2	26.38	20ND
113CS	14" x 19" Overlapping Cover - Sewer	Green	300	2	28.68	20ND
113CW	14" x 19" Overlapping Cover - Water	Black	300	2	28.06	20ND
114CW	14" x 19" Overlapping Cover - Water	Green	300	2	28.06	20ND
Box Only						
113-6	14" x 19" x 6" Extension	Black	49	4.1	41.69	20ND
113B	14" x 19" Box	Black	78	6.03	52.55	20NM
114-6	14" x 19" x 6" Rectangular Extension	Green	49	3.86	42.03	20ND
114B	14" x 19" Box	Green	78	6.1	52.97	20ND
116-SAND	14" x 19" x 6" Extension	Sand	49	6	68.72	20ND
113BB	2-1/2" x 3/8" SS Bolt	Steel	n/a	0.1	4.08	20NM

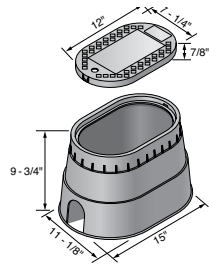
VALVE BOXES

NDS STANDARD SERIES 13" X 20" RECTANGULAR VALVE BOXES



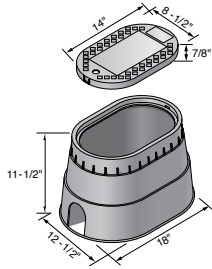
Part No.	Description	Color (Box/Cover)	Pallet Qty.	Weight Ea. (lbs.)	List Price (Ea.)	Product Class
Box & Cover						
119	13" x 20" x 6" Jumbo Extension, Overlapping Cover - ICV	Black/Green	32	12	162.55	20ND
120	13" x 20" x 6" Jumbo Extension, Overlapping Cover - ICV	Green/Green	32	12	169.45	20ND
117BC	13" x 20" Jumbo Box, Overlapping Cover - ICV	Black/Green	56	14	159.07	20ND
117BC BLK	13" x 20" Jumbo Box, Overlapping Cover - ICV	Black/Black	56	14	159.07	20ND
117BC SAND	13" x 20" Jumbo Box, Overlapping Cover - ICV	Sand/Sand	56	14	167.98	20ND
117BCD	13" x 20" Jumbo Box, Overlapping Cover - ICV	Black/Green	56	14	159.07	20ND
117BCR	13" x 20" Jumbo Box, Overlapping Cover - Reclaimed Water	Black/Black	56	14	167.98	20ND
117BCS	13" x 20" Jumbo Box, Overlapping Cover - Sewer	Black/Green	56	14	180.27	20NM
117BCW	13" x 20" Jumbo Box, Overlapping Cover - Water	Black/Black	56	14	159.07	20ND
117PBCR	13" x 20" Jumbo Box, Overlapping Cover - Reclaimed Water	Purple/Purple	56	14	167.98	20ND
118BC	13" x 20" Jumbo Box, Overlapping Cover - ICV	Green/Green	56	14	167.01	20ND
118BCS	13" x 20" Jumbo Box, Overlapping Cover - Sewer	Green/Green	56	14	171.92	20ND
118BCW	13" x 20" Jumbo Box, Overlapping Cover - Water	Green/Green	56	14	184.20	20ND
118TBC	13" x 20" x 6" Tapered Box, Overlapping Cover - ICV	Green/Green	56	11.15	170.68	20ND
119 SAND	13" x 20" x 6" Jumbo Extension, Overlapping Cover - ICV	Sand/Sand	32	10.95	171.65	20ND
119TBC	13" x 20" x 6" Tapered Box, Overlapping Cover - ICV	Black/Green	56	11.15	162.55	20ND
119TBCR	13" x 20" Tapered Box, Overlapping Cover - Reclaimed Water	Black/Purple	56	11.15	171.65	20ND
Cover Only						
117C	13" x 20" Overlapping Cover - ICV	Green	180	5.3	66.64	20ND
117C BRN	13" x 20" Overlapping Cover - ICV	Brown	180	5.3	65.93	20ND
117C SAND	13" x 20" Overlapping Cover - ICV	Sand	180	5	70.38	20ND
117CB	13" x 20" Overlapping Cover - ICV	Black	180	5.3	59.94	20ND
117CR	13" x 20" Overlapping Cover - Reclaimed Water	Purple	180	5.3	65.93	20ND
117CS	13" x 20" Jumbo Overlapping Cover - Sewer	Green	180	5	62.49	20NM
117CW	13" x 20" Overlapping Cover - Water	Black	180	5.3	59.88	20ND
118CW	13" x 20" Overlapping Cover - Water	Green	180	5.3	66.64	20ND
Box Only						
117-6	13" x 20" x 6" Jumbo Extension	Black	32	6.88	109.19	20ND
117B	13" x 20" Jumbo Box	Black	56	9.65	119.16	20NM
118-6	13" x 20" x 6" Jumbo Extension	Green	32	6.88	107.45	20ND
118B	13" x 20" Jumbo Box	Green	56	9.65	119.16	20NM
113BB	2-1/2" x 3/8" SS Bolt	Steel	n/a	0.1	4.08	20NM

NDS STANDARD SERIES 8" X 12" OVAL VALVE BOXES



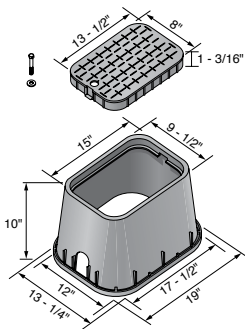
Part No.	Description	Color (Box/Cover)	Pallet Qty.	Weight Ea. (lbs.)	List Price (Ea.)	Product Class
Box & Cover						
M2-SG	8" x 12" Box, Drop-in Cover - Control Valve	Black/Green	132	4	27.43	20ND
Cover Only						
M2-SG-LID	8" x 12", Drop-in Cover	Green	132	0.719	9.84	20ND

NDS 8" X 14" OVAL VALVE BOXES



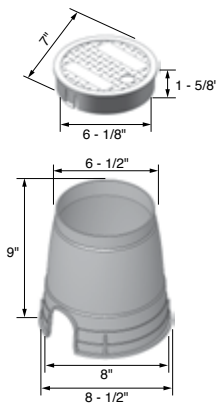
Part No.	Description	Color (Box/Cover)	Pallet Qty.	Weight Ea. (lbs.)	List Price (Ea.)	Product Class
Box & Cover						
M4-SG	8" x 14" Box, Drop-in Cover - Control Valve	Black/Green	96	4.6	38.07	20ND

NDS 10" X 15" RECTANGULAR VALVE BOXES



Part No.	Description	Color (Box/Cover)	Pallet Qty.	Weight Ea. (lbs.)	List Price (Ea.)	Product Class
Box & Cover						
D1000-SG	10" x 15" x 10" Box, Drop-in Cover - Valve Box	Black/Green	96	4.8	38.28	20ND
Cover Only						
D1000-SGL	10" x 15" Drop-in Cover - Valve Box	Green	360	1.4	13.21	20ND
Box Only						
D1000-B/O	10" x 15" x 10" Box	Black	96	3.4	31.15	20ME

NDS 6" ROUND VALVE BOXES



Part No.	Description	Color (Box/Cover)	Pallet Qty.	Weight Ea. (lbs.)	List Price (Ea.)	Product Class
Box & Cover						
D108-G	6" Valve Box and Overlapping Cover - ICV	Green/Green	600	1.2	13.86	20ND
D109-G	6" Round Box, 6" Round Cover - ICV	Black/Green	600	1.2	13.2	20ND
D109-P	6" Round Box, 6" Round Cover - Reclaimed Water	Black/Purple	600	1.21	14.52	20ND
D109-GBOX	6" Round Box, 6" Round Cover - ICV	Black/Green	36 Box/ 900 Pal.	1.2	13.2	20ND
Cover Only						
D109-GL	6" Round Cover - ICV	Green	600	0.4	5.53	20ND
D109-PL	6" Round Cover - Reclaimed Water	Purple	600	0.4	6.08	20ND
Box Only						
D109-B/O	6" Round Box	Black	600	0.8	10.72	20ME

VALVE BOXES

VALVE BOX PRODUCTS INDEX

Part No.	Page	Part No.	Page	Part No.	Page	Part No.	Page	Part No.	Page
106B	95	113-6	97	118-6	98	313CBRN	93	322PBCBR	94
107B	95	113B	97	118B	98	313C ELEC	93	323C	95
107BC	95	113BB	92, 93, 94, 97, 98	118BC	98	313CG ELEC	93	323CD	95
107BC ARNB	95	113BC	97	118BCS	98	313CR	93	323CD ELEC	95
107BC BLK	95	113BCBLK	97	118BCW	98	313CRBLK	93	323CDW	95
107BC CTN	95	113BC CTN	97	118CW	98	313CRG	93	323CR	95
107BCH	95	113BCD	97	118TBC	98	313CSAND	93	323CS	95
107BCR	95	113BCE	97	119	98	313CW	93	324B	95
107BCR BLK	95	113BCR	97	119 SAND	98	314B	93	324B BLK	95
107BCS	95	113BCRBLK	97	119TBC	98	314BBLK	93	324BCB	95
107BC SAND	95	113BCRG	97	119TBCR	98	314BC	93	324BCB-BG	95
107BC SLV	95	113BCS	97	120	98	314BC ARNB	93	324BCBS	95
107BCW	95	113BC SAND	97	121BB	94	314BCB	93	324BCDB	95
107C	95	113BCW	97	311B	92	314BCB ELEC	93	325B	94
107C BLK	95	113BCWG	97	311BC	92	314BCBRG	93	325BCB	94
107C BRN	95	113C	97	311BCB	92	314BCBS	93	326B	95
107CH	95	113CB	97	311BCBLK	92	314BCBSAND	93	326B BLK	95
107CR	95	113C BRN	97	311BCBW	92	314BCBW	93	326BCB	95
107CS	95	113CE	97	311BCR	92	314BCSAND	93	326BCB-BG	95
107C SAND	95	113CR	97	311BCS	92	314CS	93	326BCDB	95
107CW	95	113CRB	97	311BCW	92	314CW	93	326BCDB-BG	95
107EBC	95	113CRG	97	311C	92	314PBCBR	93	326BCDB ELEC	95
107EBCR	95	113CS	97	311C BLK	92	314PBCR	93	326BCDBW	95
107PBCR	95	113C SAND	97	311C BRN	92	317BCB	94	326PBCBR	95
108B	95	113CW	97	311C ELEC	92	317BCBBLK	94	D108-G	99
108BC	95	113PBCR	97	311CR	92	317BCBS	94	D109-B/O	99
108BCS	95	114-6	97	311CRG	92	317BCBW	94	D109-G	99
108BCW	95	114B	97	311CS	92	317C	94	D109-GBOX	99
111B	96	114BC	97	311CSAND	92	317C BLK	94	D109-GL	99
111BB	96	114BCS	97	311CW	92	317C BRN	94	D109-P	99
111BC	96	114BCW	97	311CW BLK	92	317CR	94	D109-PL	99
111BCB	96	114CW	97	312B	92	317CS	94	D1000-B/O	99
111BC BLK	96	115	97	312BC	92	317CSAND	94	D1000-SG	99
111BCBW	96	115BCR	97	312BCB	92	317CW	94	D1000-SGL	99
111BC CTN	96	115TBC	97	312BCB ELEC	92	318B	94	M2-SG	99
111BCR	96	116	97	312BCBS	92	318B BLK	94	M2-SG-LID	99
111BCR BLK	96	116-SAND	97	312BC ELEC	92	318BC	94	M4-SG	99
111BCS	96	116TBC	97	312BCRBLK	92	318BCB	94		
111BC SAND	96	116TBC SAND	97	312BCRG	92	318BCBRBLK	94		
111BCW	96	117-6	98	312BCS	92	318BCBRG	94		
111C	96	117B	98	312BCSAND	92	318BCBS	94		
111C BLK	96	117BC	98	312BCW	92	318BCBSAND	94		
111C BRN	96	117BC BLK	98	312PB	92	318BCBW	94		
111CR	96	117BCD	98	312PBCBR	92	318CW	94		
111CRG	96	117BCR	98	312PBCR	92	318PB	94		
111CS	96	117BCS	98	313BC	93	318PBCBR	94		
111C SAND	96	117BC SAND	98	313BCB	93	318PBCR	94		
111CW	96	117BCW	98	313BCBBLK	93	321B	94		
111CW BLK	96	117C	98	313BCBR	93	321BCB	94		
111PBCR	96	117CB	98	313BCBRBLK	93	321BCB-BG	94		
112B	96	117C BRN	98	313BCBRG	93	321BCBS	94		
112BC	96	117CR	98	313BCBS	93	321BCBW	94		
112BCB	96	117CS	98	313BCBW	93	322BCB	94		
112BCRG	96	117C SAND	98	313BCBWBLK	93	322B	94		
112BCS	96	117CW	98	313C	93	322C	94		
112BCW	96	117PBCR	98	313CBLK	93	322CS	94		



INVENTORY INQUIRIES 24 HOURS!

NEW! ndspro.net



METER BOX PRODUCTS PRICE LIST

HOW TO ORDER PRODUCT

Go to ndspro.net and log in, or register for a new account if you are new to this site. Once you have logged in, use Shop on the main menu to place your order. Call Customer Service at 800-726-1994 or send a fax to 800-726-1998. International customers call 559-334-1183. Send an email to nds@ndspro.com.

HOW TO ORDER LITERATURE

Contact your local sales representative or call Customer Service at 800-726-1994 to order literature and samples.

HOW TO TRACK YOUR ORDER

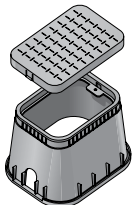
Keep track of your order online at ndspro.net. If you are new to this site, register for a new account. After logging in, check under "Tools" for the "Order Status" option.

CONTENTS



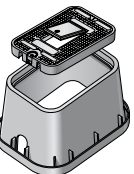
NDS AUTOMATIC METER READER (AMR) BOXES	102-103
---	----------------

Standard Commercial Grade



NDS STANDARD SERIES METER BOXES	103-106
--	----------------

Standard Commercial Grade



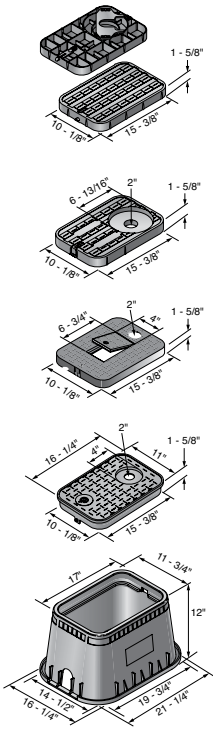
NDS PRO SERIES METER BOXES	106-109
-----------------------------------	----------------

Premium Commercial Grade

METER BOX INDEX	110
------------------------	------------

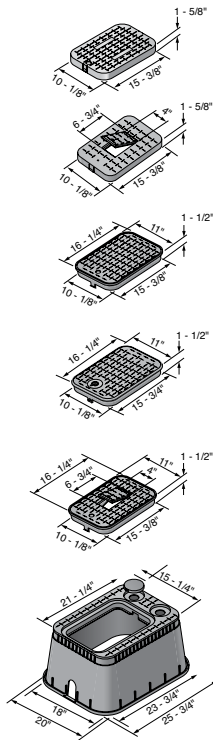
WARRANTY AND TERMS	BACK COVER
---------------------------	-------------------

NDS 14" x 19" AMR METER BOXES & COVERS



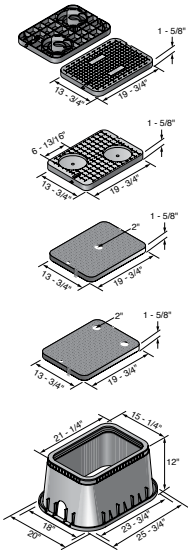
Part No.	Description	Color (Box/Cover)	Pallet Qty.	Weight Ea. (lbs.)	List Price (Ea.)	Product Class
D12-BAMR	14" x 19" x 12" Box, Drop-in Solid Plastic Locking Cover, Single Bottom Mount AMR Bracket - Water Meter	Black/Black	72	8.90	88.92	20ME
D12-TAMR	14" x 19" x 12" Box, Drop-in Solid Plastic Locking Cover, Single 2" AMR/TR Hole with 7" Top Recess - Water Meter	Black/Black	72	10.33	87.12	20ME
D12-TAMRBLUL	12" x 17" AMR Top Mount Locking Lid	Blue	100	2.42	44.46	20ME
D1200-DITR	14" x 19" x 12" Box, Drop-in Solid Plastic Cover, Single 2" AMR/TR Hole - Water Meter	Black/Black	72	9.00	62.40	20ME
D1200-OLTR	14" x 19" x 12" Box, Overlapping Solid Plastic Cover, Single 2" AMR/TR Hole - Water Meter	Black/Black	72	9.20	87.25	20ME
D12-BAMRL	14" x 19" Drop-in Solid Plastic Locking Cover, Single Bottom Mount AMR Bracket - Water Meter	Black	216	2.10	47.65	20ME
D12-TAMRL	14" x 19" Drop-in Solid Plastic Locking Cover, Single 2" AMR/TR Hole with 7" Top Recess - Water Meter	Black	100	2.42	43.54	20ME
D1200-DITRL	14" x 19" Drop-in Solid Plastic Cover, Single 2" AMR/TR Hole - Water Meter	Black	216	2.20	25.85	20ME
D12AMR-OLLOCL	14" x 19" Overlapping Solid Plastic Locking Cover, 4" Top Recess - Water Meter	Black	100	2.80	40.61	20ME
D12AMR-OLLOCTRL	14" x 19" Overlapping Solid Plastic Locking Cover, Single 1.75" AMR/TR Hole with 4" Top Recess - Water Meter	Black	100	2.80	48.80	20ME
D12AMR-OLLOCTRLBLUL	14" x 19" Overlapping Solid Plastic Locking Cover, Single 1.75" AMR/TR Hole with 4" Top Recess - Water Meter	Blue	100	2.80	56.96	20ME
D1200-B/O	14" x 19" x 12" Box	Black	72	6.80	39.32	20ME
D1800-B/O	14" x 19" x 18" Box	Black	48	10.00	80.48	20ME
D600E-EXT	14" x 19" x 6" Extension	Black	42	4.20	28.66	20ME
D600E-DISG	12" x 6" Extension Drop in Solid Plastic Cover	Black/Green	42	6.40	47.56	20ME
D600PS-DISG	12" x 6" Extension Drop in Solid Plastic Cover	Purple	42	6.60	45.28	20ME

NDS 13" x 20" JUMBO AMR BOXES & COVERS



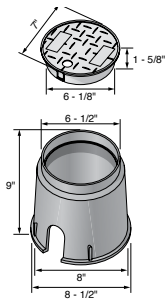
Part No.	Description	Color (Box/Cover)	Pallet Qty.	Weight Ea. (lbs.)	List Price (Ea.)	Product Class
D15AMR2-DI	13" x 20" x 12" Jumbo AMR Box, Drop-in Solid Plastic Cover - Water Meter	Black/Black	48	16.20	163.46	20ME
D15AMR2-OLLOC	13" x 20" x 12" Jumbo AMR Box, Overlapping Solid Plastic Locking Cover - Water Meter	Black/Black	48	16.60	171.65	20ME
D15AMR2-OLR	13" x 20" x 12" Jumbo AMR Box, Overlapping Plastic Cover with Plastic Meter Reader - Water Meter	Black/Black	48	16.40	171.65	20ME
D1200-DISBL	14" x 19" Drop-in Solid Plastic Cover - Water Meter	Black	216	2.20	23.06	20ME
D1200-DIRBL	14" x 19" Drop-in Plastic Cover with Plastic Meter Reader - Water Meter	Black	216	2.20	23.06	20ME
D1200-DICIRBLU	12" x 17" Box with Drop in Plastic Cover with cast Iron Meter Reader	Black/Blue	72	10.20	88.14	20ME
D1200-DICIRLID	14" x 19" Drop-in Plastic Cover with Cast Iron Meter Reader - Water Meter	Black	216	3.40	37.21	20ME
D1200-OLSBL	14" x 19" Overlapping Solid Plastic Cover - Water Meter	Black	216	2.40	23.06	20ME
D1200-OLLOCLD	14" x 19" Overlapping Solid Plastic Locking Cover - Water Meter	Black	100	2.60	37.02	20ME
D15AMR2-B/O	13" x 20" x 12" Jumbo AMR Box with No Pipe Slots	Black	48	12.09	128.82	20ME
D15AMR2-DU B/O	13" x 20" x 12" Jumbo AMR Box with Dual Pipe Slots Reader End	Black	48	10.20	128.82	20ME

NDS 13" x 20" JUMBO BOXES & AMR COVERS



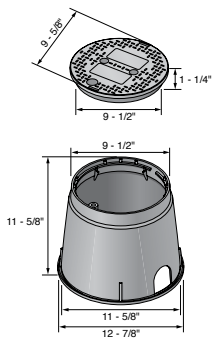
Part No.	Description	Color (Box/Cover)	Pallet Qty.	Weight Ea. (lbs.)	List Price (Ea.)	Product Class
D15-BAMR	13" x 20" x 12" Jumbo Box, Drop-in Solid Plastic Locking Cover, Double Bottom Mount AMR Brackets - Water Meter	Black/Black	48	24.40	161.43	20ME
D15DU-BAMR	13" x 20" x 12" Dual Pipe Slot Box, Drop-in Solid Plastic Locking Cover, Double Bottom Mount AMR Brackets - Water Meter	Black/Black	48	23.91	161.43	20ME
D1500-DISBTR	13" x 20" x 12" Jumbo Box, Drop-in Solid Plastic Cover, Single Custom AMR/TR Hole - Water Meter	Black/Black	48	13.20	127.79	20ME
D15-BAMRL	13" x 20" Drop-in Solid Plastic Locking Cover, Double Bottom Mount AMR Brackets - Water Meter	Black	96	15.00	76.63	20ME
D15-BAMRLP-AM	13" x 20" x 12" Drop in Solid Plastic Cover - Reclaimed Water	Purple	96	15.00	78.66	20ME
D15-BAMRP	13" x 20" x 12" Drop in Solid Plastic Cover with Lid - Reclaimed Water	Purple/Purple	48	15.00	160.8	20ME
D1500-B/O	13" x 20" x 12" Jumbo Box	Black	48	9.40	82.98	20ME
D1500-DUB/O	13" x 20" x 12" Dual Pipe Slot Box	Black	48	8.91	82.98	20ME
D750E-EXT	13" x 20" x 6" Extension	Black	36	5.60	43.12	20ME

NDS D109 METER BOXES



Part No.	Description	Color (Box/Cover)	Pallet Qty.	Weight Ea. (lbs.)	List Price (Ea.)	Product Class
D109-B	6" Round Box, Overlapping Solid Plastic Cover - Water Meter	Black/Black	720	1.21	16.17	20ME
D109-P	6" Round Box, Overlapping Solid Plastic Cover - Reclaimed Water	Purple/Purple	432	1.21	14.52	20ND
D109-PL	6" Round Overlapping Solid Plastic Cover - Reclaimed Water	Purple	900	0.40	6.08	20ND
D109-B/O	6" Round Box	Black	600	0.80	10.72	20ME

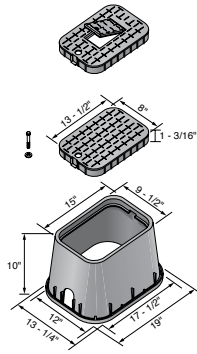
NDS STANDARD SERIES 10" ROUND METER BOXES



Part No.	Description	Color (Box/Cover)	Pallet Qty.	Weight Ea. (lbs.)	List Price (Ea.)	Product Class
111BCBW	10" Round Box, Overlapping Solid Plastic Cover - Water	Black/Black	180	3.00	44.34	20NM
111BCR	10" Round Box, Overlapping Solid Plastic Cover - Reclaimed Water	Black/Purple	180	3.00	40.76	20ND
111BCS	10" Round Box, Overlapping Solid Plastic Cover - Sewer	Black/Green	180	3.00	37.84	20NM
111CW BLK	10" Round Overlapping Solid Plastic Cover - Water	Black	300	1.02	18.23	20NM
111CR	10" Round Overlapping Solid Plastic Cover - Reclaimed Water	Purple	300	1.00	18.39	20ND
111CS	10" Round Overlapping Solid Plastic Cover - Sewer	Green	300	1.00	18.23	20NM
111B	10" Round Box	Black	180	2.00	22.01	20NM
111BB	1-1/4" x 5/16" SS Bolt	Steel	N/A	0.05	3.97	20ND

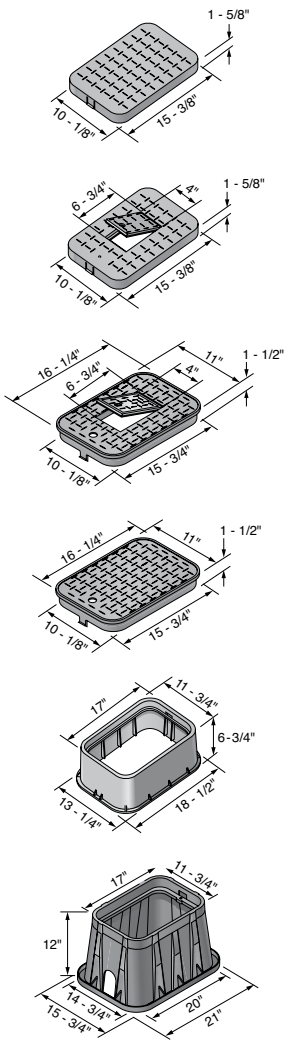
METER BOXES

NDS D1000 METER BOXES



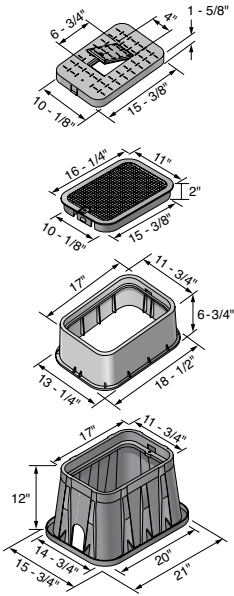
Part No.	Description	Color (Box/Cover)	Pallet Qty.	Weight Ea. (lbs.)	List Price (Ea.)	Product Class
D1000-SB	10" x 15" x 10" Box, Drop-in Solid Plastic Cover - Water Meter	Black/Black	96	4.80	46.12	20ME
D1000-RB	10" x 15" x 10" Box, Drop-in Plastic Cover with Plastic Meter Reader - Water Meter	Black/Black	96	5.00	44.17	20ME
D1000-SBL	10" x 15" Drop-in Solid Plastic Cover - Water Meter	Black	300	1.40	15.81	20ME
D1000-RBL	10" x 15" Drop-in Plastic Cover with Plastic Reader Cover - Water Meter	Black	300	1.60	15.81	20ME

NDS D1200 METER BOXES



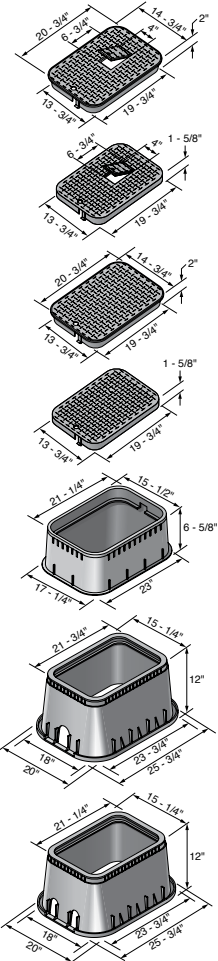
Part No.	Description	Color (Box/Cover)	Pallet Qty.	Weight Ea. (lbs.)	List Price (Ea.)	Product Class
D1200-DISB	14" x 19" x 12" Box, Drop-in Solid Plastic Cover - Water Meter	Black/Black	72	9.00	55.97	20ME
D1200-DUDISB	14" x 19" x 12" Dual Pipe Slot Box, Drop-in Solid Plastic Cover - Water Meter	Black/Black	72	9.00	59.61	20ME
D1200-DISBSWR	14" x 19" x 12" Box, Drop-in Solid Plastic Cover - Sewer	Black/Black	72	9.00	60.92	20ME
D1200G-DISGSWR	14" x 19" x 12" Box, Drop-in Solid Plastic Cover - Sewer	Green/Green	72	10.20	63.15	20ME
D1200-DISGSWR	14" x 19" x 12" Box, Drop-in Solid Plastic Cover - Sewer	Black/Green	72	9.00	60.42	20ME
D1200-DISBLU	14" x 19" x 12" Box, Drop-in Solid Plastic Cover - Water Meter	Black/Blue	72	9.00	64.08	20ME
D1200-DISBLUL	12" Drop in Solid Plastic Cover - Meter Reader	Blue	216	2.20	27.53	20ME
D1200-DIRB	14" x 19" x 12" Box, Drop-in Plastic Cover with Plastic Meter Reader - Water Meter	Black/Black	72	9.00	55.97	20ME
D1200-DUDIRB	14" x 19" x 12" Dual Pipe Slot Box, Drop-in Plastic Cover with Plastic Meter Reader - Water Meter	Black/Black	72	9.00	59.61	20ME
D1200-DIBLRD	14" x 19" x 12" Box, Drop-in Plastic Cover with Plastic Meter Reader - Water Meter	Black/Blue	72	9.00	61.43	20ME
D1200-DIRG	14" x 19" x 12" Box, Drop-in Plastic Cover with Plastic Meter Reader - Water Meter	Black/Green	72	9.00	63.03	20ME
D1200-DICIR	14" x 19" x 12" Box, Drop-in Plastic Cover with Cast Iron Meter Reader - Water Meter	Black/Black	72	10.20	71.87	20ME
D1200-DUDICIR	14" x 19" x 12" Dual Pipe Slot Box, Drop-in Plastic Cover with Cast Iron Meter Reader - Water Meter	Black/Black	72	10.20	78.20	20ME
D1200P-DICIRP	14" x 19" x 12" Box, Drop-in Plastic Cover with Cast Iron Meter Reader - Reclaimed Water	Purple/Purple	72	10.20	97.56	20ME
D1200-OLSB	14" x 19" x 12" Box, Overlapping Solid Plastic Cover - Water Meter	Black/Black	72	9.20	59.61	20ME
D1200-DUOLSB	14" x 19" x 12" Dual Pipe Slot Box, Overlapping Solid Plastic Cover - Water Meter	Black/Black	72	9.20	59.61	20ME
D1200-OLLOCB	14" x 19" x 12" Box, Overlapping Solid Plastic Locking Cover - Water Meter	Black/Black	72	9.40	78.20	20ME
D1200-CI	14" x 19" x 12" Box, Overlapping Solid Cast Iron Cover - Water Meter	Black/Black	72	19.00	122.47	20ME
D1200-OLRB	14" x 19" x 12" Box, Overlapping Plastic Cover with Plastic Meter Reader - Water Meter	Black/Black	72	9.20	59.61	20ME
D1200-OLRBLU	12" Overlapping Cover with Plastic Meter Reader	Black/Blue	72	9.20	65.47	20ME
D1200-OLCIR	14" x 19" x 12" Box, Overlapping Plastic Cover with Cast Iron Meter Reader - Water Meter	Black/Black	72	10.60	76.55	20ME
D1200-CICIR	14" x 19" x 12" Box, Overlapping Cast Iron Cover with Cast Iron Meter Reader - Water Meter	Black/Black	72	10.28	134.96	20ME
D1200-DISBL	14" x 19" Drop-in Solid Plastic Cover - Water Meter	Black	216	2.20	23.06	20ME
D1200-DISBSWRL	14" x 19" Drop-in Solid Plastic Cover - Sewer	Black	216	2.20	23.57	20ME
D1200-DISGL	12" Drop in Solid Plastic Cover - Meter Reader	Green	216	2.20	22.16	20ME
D1200-DISGSWRL	14" x 19" Drop-in Solid Plastic Cover - Sewer	Green	216	2.20	25.12	20ME
D1200-DIRBL	14" x 19" Drop-in Plastic Cover with Plastic Meter Reader - Water Meter	Black	216	2.20	23.06	20ME
D1200-DIBLRDL	14" x 19" Drop-in Plastic Cover with Plastic Meter Reader - Water Meter	Blue	216	2.20	27.53	20ME
D1200-DICIRLID	14" x 19" Drop-in Plastic Cover with Cast Iron Meter Reader - Water Meter	Black	216	3.40	37.21	20ME

NDS D1200 METER BOXES (CONT.)



Part No.	Description	Color (Box/Cover)	Pallet Qty.	Weight Ea. (lbs.)	List Price (Ea.)	Product Class
D1200-CICIR LD	14" x 19" Overlapping Cast Iron Cover with Cast Iron Meter Reader - Water Meter	Black	216	15.40	87.81	20ME
D1200-OLSBL	14" x 19" Overlapping Solid Plastic Cover - Water Meter	Black	216	2.40	23.06	20ME
D1200-OLSGL	12" Overlapping Cover with Solid Plastic Meter Reader	Green	216	2.40	22.16	20ME
D1200-OLLOCBLD	14" x 19" Overlapping Solid Plastic Locking Cover - Water Meter	Black	100	2.60	37.02	20ME
D1200-OLBLL	14" x 19" Overlapping Solid Plastic Cover - Water Meter	Blue	216	2.40	27.53	20ME
D1200-CIL	14" x 19" Overlapping Solid Cast Iron Cover - Water Meter	Black	216	12.20	82.29	20ME
D1200-OLRBLUL	14" x 19" Overlapping Plastic Cover with Plastic Meter Reader - Water Meter	Blue	216	2.40	27.53	20ME
D1200-OLCIR LD	14" x 19" Overlapping Plastic Cover with Cast Iron Meter Reader - Water Meter	Black	216	3.80	39.62	20ME
D1200-OLCIRSS	12" Overlapping Cover with Cast Iron Meter Reader	Black/Black	72	10.33	79.58	20ME
D1200-B/O	14" x 19" x 12" Standard Box	Black	72	6.80	39.32	20ME
D1200G-B/O	14" x 19" Box	Green	72	7.50	36.93	20ME
D1200-DUB/O	14" x 19" x 12" Standard Dual Pipe Slot Box	Black	72	6.80	42.80	20ME
D600E-EXT	14" x 19" x 6" Extension	Black	42	4.20	28.66	20ME

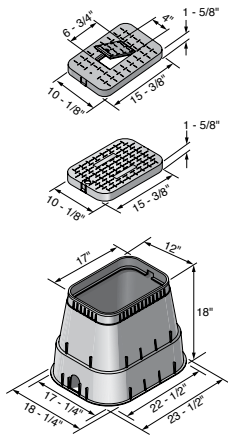
NDS D1500 METER BOXES



Part No.	Description	Color (Box/Cover)	Pallet Qty.	Weight Ea. (lbs.)	List Price (Ea.)	Product Class
D1500-DISB	13" x 20" x 12" Jumbo Box, Drop-in Solid Plastic Cover - Water Meter	Black/Black	48	13.20	123.56	20ME
D1500-DUDISB	13" x 20" x 12" Dual Pipe Slot Jumbo Box, Drop-in Solid Plastic Cover - Water Meter	Black/Black	48	13.49	131.71	20ME
D1500-DIRB	13" x 20" x 12" Jumbo Box, Drop-in Plastic Cover with Plastic Meter Reader - Water Meter	Black/Black	48	13.20	121.02	20ME
D1500-DUDIRB	13" x 20" x 12" Dual Pipe Slot Jumbo Box, Drop-in Plastic Cover with Plastic Meter Reader - Water Meter	Black/Black	48	13.49	131.71	20ME
D1500-DICIR	13" x 20" x 12" Jumbo Box, Drop-in Plastic Cover with Cast Iron Meter Reader - Water Meter	Black/Black	48	14.40	136.72	20ME
D1500-DUDICIR	13" x 20" x 12" Dual Pipe Slot Jumbo Box, Drop-in Plastic Cover with Cast Iron Meter Reader - Water Meter	Black/Black	48	13.20	145.62	20ME
D1500P-DU-DICP	13" x 20" x 12" Dual Pipe Slot Jumbo Box, Drop-in Plastic Cover with Cast Iron Meter Reader - Water Meter	Purple/Purple	48	14.60	184.25	20ME
D1500-OLSB	13" x 20" x 12" Jumbo Box, Overlapping Solid Plastic Cover - Water Meter	Black/Black	48	13.20	131.71	20ME
D1500-OLRB	13" x 20" x 12" Jumbo Box, Overlapping Plastic Cover with Plastic Meter Reader - Water Meter	Black/Black	48	13.20	131.71	20ME
D1500-OLRBL	13" x 20" Drop in Plastic Cover with Plastic Meter Reader - Water Meter	Blue	96	3.80	49.35	20ME
D1500-DISBL	13" x 20" Drop-in Solid Plastic Cover - Water Meter	Black	96	3.80	49.53	20ME
D1500-DIRBL	13" x 20" Drop-in Plastic Cover with Plastic Meter Reader - Water Meter	Black	96	3.80	49.35	20ME
D1500-DIRBLU	13" x 20" Drop in Plastic Cover with Plastic Meter Reader - Water Meter	Black/Blue	48	11.60	154.97	20ME
D1500-DICIR LD	13" x 20" Drop-in Plastic Cover with Cast Iron Meter Reader - Water Meter	Black	96	5.00	65.08	20ME
D1500-OLSBL	13" x 20" Jumbo Overlapping Solid Plastic Cover - Water Meter	Black	96	3.80	49.35	20ME
D1500-B/O	13" x 20" x 12" Jumbo Box	Black	48	9.40	82.98	20ME
D1500-DUB/O	13" x 20" x 12" Dual Pipe Slot Jumbo Box	Black	48	8.91	82.98	20ME
D750E-EXT	13" x 20" x 6" Extension Only	Black	36	5.60	43.12	20ME

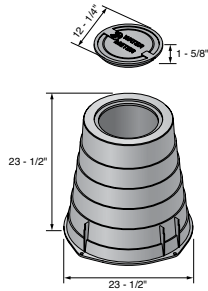
METER BOXES

NDS D1800 METER BOXES



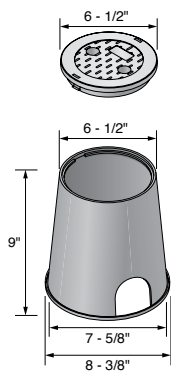
Part No.	Description	Color (Box/Cover)	Pallet Qty.	Weight Ea. (lbs.)	List Price (Ea.)	Product Class
D1800-DISB	14" x 19" x 18" Box, Drop-in Solid Plastic Cover - Water Meter	Black/Black	48	12.20	110.27	20ME
D1800-DIRB	14" x 19" x 18" Box, Drop-in Plastic Cover with Plastic Meter Reader - Water Meter	Black/Black	48	12.20	110.27	20ME
D1800-DICIR	14" x 19" x 18" Box, Drop-in Plastic Cover with Cast Iron Meter Reader - Water Meter	Black/Black	48	13.40	124.87	20ME
D1200-DISBL	14" x 19" Drop-in Solid Plastic Cover - Water Meter	Black	216	2.20	23.06	20ME
D1200-DIRBL	14" x 19" Drop-in Plastic Cover with Plastic Meter Reader - Water Meter	Black	216	2.20	23.06	20ME
D1200-DICIRLID	14" x 19" Drop-in Plastic Cover with Cast Iron Meter Reader - Water Meter	Black	216	3.40	37.21	20ME
D1800-B/O	14" x 19" x 18" Box	Black	48	10.00	80.48	20ME
D1800-B/O NH	14" x 19" x 18" Box, No Pipe Slots	Black	48	10.00	87.58	20ME
D1800-B/O WHT	12" x 18" Meter Box	White	48	10.00	109.52	20ME
D1800-OLSG	12" x 18" Overlapping Cover - ICV	Black/Green	48	12.40	97.01	20ME

NDS D2400 METER BOXES



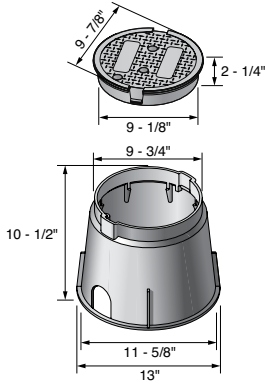
Part No.	Description	Color (Box/Cover)	Pallet Qty.	Weight Ea. (lbs.)	List Price (Ea.)	Product Class
D2400-18LOCSB	18" Meter Pit, Overlapping Locking Solid Plastic Cover - Water Meter	Black/Black	52	11.40	139.41	20ME
D2400-LOCSB	24" Meter Pit, Overlapping Locking Solid Plastic Cover - Water Meter	Black/Black	52	17.53	158.35	20ME
D2400-LOCSWBL	Overlapping Locking Solid Plastic Cover - Water Meter	Black	52	1.60	36.71	20ME
D2400-18 B/O	18" Meter Pit	Black	52	9.80	96.51	20ME
D2400-B/O	24" Meter Box	Black	52	14.00	118.52	20ME

NDS PRO SERIES 6" ROUND METER BOXES



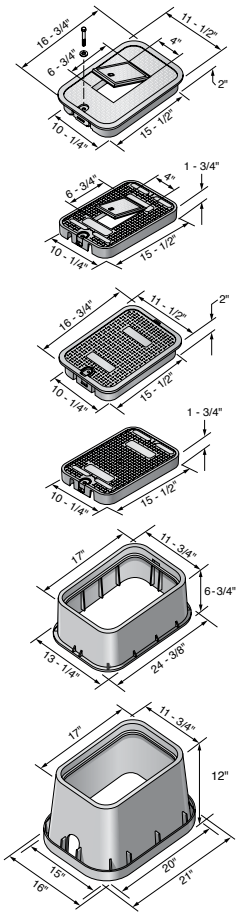
Part No.	Description	Color (Box/Cover)	Pallet Qty.	Weight Ea. (lbs.)	List Price (Ea.)	Product Class
107BCW	6" Round Box, Overlapping Solid Plastic Cover - Water Meter	Black/Green	250	1.50	16.76	20NM
107BCR	6" Round Box, Overlapping Solid Plastic Cover - Reclaimed Water	Black/Purple	250	1.50	16.60	20ND
107PBCR	6" Round Box, Overlapping Solid Plastic Cover - Reclaimed Water	Purple/Purple	250	1.50	16.60	20ND
107BCS	6" Round Box, Overlapping Solid Plastic Cover - Sewer	Black/Green	250	1.50	15.40	20NM
208BCS	6" Round Box, Round Overlapping Solid Plastic Cover - Sewer	Green/Green	250	1.50	16.72	20PR
107CW	6" Round Overlapping Solid Plastic Cover - Water Meter	Green	800	0.40	7.37	20NM
107CR	6" Round Overlapping Solid Plastic Cover - Reclaimed Water	Purple	800	0.40	7.43	20ND
107CS	6" Round Overlapping Solid Plastic Cover - Sewer	Green	800	0.40	7.37	20NM
107B	6" Round Box	Black	250	1.23	8.87	20ND

NDS PRO SERIES 10" ROUND METER BOXES



Part No.	Description	Color (Box/Cover)	Pallet Qty.	Weight Ea. (lbs.)	List Price (Ea.)	Product Class
211PBCR	10" Round Box, Overlapping Solid Plastic Cover - Water Meter	Purple/Purple	120	4.50	67.81	20PR
111BCS	10" Round Box, Overlapping Solid Plastic Cover - Sewer	Black/Green	180	3.00	37.84	20NM
212BCS	10" Round Box, Overlapping Solid Plastic Cover - Sewer	Green/Green	120	4.50	60.36	20PR
212BCBS	10" Round Box, Overlapping Bolt-Down Solid Plastic Cover - Sewer	Green/Green	120	4.50	66.86	20PR
212BC ELEC	10" Round Box, Overlapping Solid Plastic Cover - Electrical	Gray/Gray	120	4.50	66.40	20PR
212BCB ELEC	10" Round Box, Overlapping Bolt-Down Solid Plastic Cover - Electrical	Gray/Gray	120	4.50	73.55	20PR
211CW	10" Round Overlapping Solid Plastic Cover - Water Meter	Black	200	1.34	20.63	20PR
211CR	10" Round Overlapping Solid Plastic Cover - Water Meter	Purple	200	1.50	22.68	20PR
111CS	10" Round Overlapping Solid Plastic Cover - Sewer	Green	300	1.00	18.23	20NM
211CRG	10" Round Overlapping Solid Plastic Cover - Reclaimed Water	Green	200	1.34	21.65	20PR
211CS	10" Round Overlapping Solid Plastic Cover - Sewer	Green	200	1.50	20.63	20PR
211C ELEC	10" Round Overlapping Solid Plastic Cover - Electrical	Gray	200	1.50	22.68	20PR
212B	10" Round Box	Green	120	3.00	42.29	20PR
211BB	Bolt for 10" Round Cover	Steel	N/A	0.05	5.36	20PR

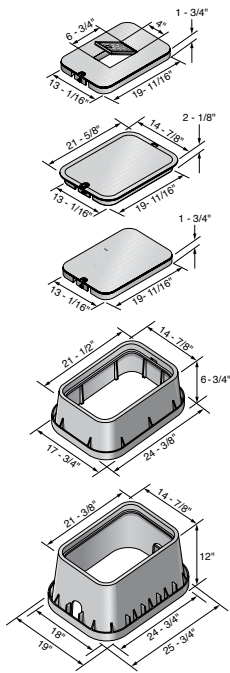
NDS PRO SERIES 14" x 19" METER BOXES



Part No.	Description	Color (Box/Cover)	Pallet Qty.	Weight Ea. (lbs.)	List Price (Ea.)	Product Class
113BCDW	14" x 19" x 12" Box, Drop-in Solid Plastic Cover - Water	Black/Black	78	8.00	84.49	20NM
113BCDS	14" x 19" x 12" Box, Drop-in Solid Plastic Cover - Sewer	Black/Green	78	8.00	84.49	20NM
113BCDMCIF	14" x 19" x 12" Box, Drop-in Plastic Cover with Cast Iron Meter Reader - Water Meter	Black/Black	78	12.00	101.08	20NM
113BCW	14" x 19" x 12" Box, Overlapping Solid Plastic Cover - Water	Black/Black	78	9.32	81.18	20NM
113BCS	14" x 19" x 12" Box, Overlapping Solid Plastic Cover - Sewer	Black/Green	78	9.32	82.94	20NM
113BCE	14" x 19" x 12" Box, Overlapping Solid Plastic Cover - Electrical	Green/Green	78	9.32	83.82	20NM
113BCR	14" x 19" x 12" Box, Overlapping Solid Plastic Cover - Reclaimed Water	Black/Purple	78	9.10	80.49	20ND
113PBCR	14" x 19" x 12" Box, Overlapping Solid Plastic Cover - Reclaimed Water	Purple/Purple	78	9.29	80.49	20ND
113BCM	14" x 19" x 12" Box, Overlapping Plastic Cover with Plastic Meter Reader - Water Meter	Black/Black	78	8.92	90.04	20NM
113BCDMCIF	14" x 19" x 12" Box, Overlapping Cast Iron Cover with Cast Iron Meter Reader - Water Meter	Black/Black	78	9.38	101.08	20NM
213PBCR	14" x 19" Box, Overlapping Solid Plastic Cover - Reclaimed Water	Purple/Purple	78	9.72	117.73	20PR
214BCS	14" x 19" Box, Overlapping Solid Plastic Cover - Sewer	Green/Green	78	9.00	104.80	20PR
214BCB ELEC	14" x 19" Box, Overlapping Bolt-Down Solid Plastic Cover - Electrical	Gray/Gray	78	9.00	126.21	20PR
113CDMCIF	14" x 19" Drop-in Solid Plastic Cover with Cast Iron Meter Reader - Water Meter	Black	300	3.80	47.25	20NM
113CW	14" x 19" Overlapping Solid Plastic Cover - Water Meter	Black	300	2.30	28.06	20NM
114CW	14" x 19" Overlapping Solid Plastic Cover - Water Meter	Green	300	2.30	28.06	20NM
113CR	14" x 19" Overlapping Solid Plastic Cover - Reclaimed Water	Purple	300	2.50	27.86	20ND
113CE	14" x 19" Overlapping Solid Plastic Cover - Electrical	Green	300	2.30	28.06	20NM
113CM	14" x 19" Overlapping Plastic Cover with Plastic Meter Reader - Water Meter	Black	300	2.50	36.02	20NM
113CDMCIF	14" x 19" Overlapping Cast Iron Cover with Cast Iron Meter Reader - Water Meter	Black	300	3.70	47.25	20NM
213CS	14" x 19" Overlapping Solid Plastic Cover - Sewer	Green	300	2.50	32.06	20PR
213C ELEC	14" x 19" Overlapping Solid Plastic Cover - Electrical	Gray	300	2.50	35.27	20PR
113B	14" x 19" x 12" Box	Black	78	6.03	52.55	20NM
113-6	14" x 19" x 6" Extension	Black	49	4.10	41.69	20ND
114-6	14" x 19" x 6" Extension	Green	49	3.86	42.03	20ND
113BB	2-1/2" x 3/8" SS Bolt	Steel	N/A	0.10	4.08	20NM

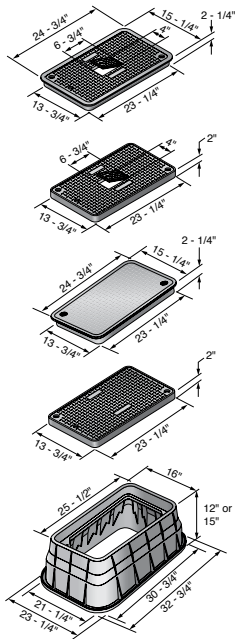
METER BOXES

NDS PRO SERIES 13" x 20" METER BOXES



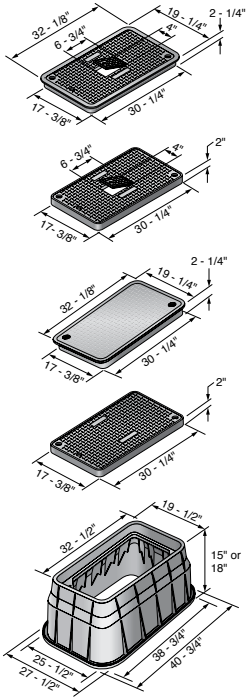
Part No.	Description	Color (Box/Cover)	Pallet Qty.	Weight Ea. (lbs.)	List Price (Ea.)	Product Class
117BCDW	13" x 20" x 12" Box, Drop-in Solid Plastic Cover - Water	Black/Black	56	3.20	180.27	20NM
117DBCDCIF	13" x 20" x 12" Dual Outlet Box, Drop-in Plastic Cover with Cast Iron Meter Reader - Water Meter	Black/Black	56	14.50	198.62	20NM
117BCS	13" x 20" x 12" Box, Overlapping Solid Plastic Cover - Sewer	Black/Green	56	14.00	180.27	20NM
217PBCR	13" x 20" Jumbo Box, Overlapping Solid Plastic Cover - Reclaimed Water	Purple	56	13.69	199.18	20PR
218BCS	13" x 20" Jumbo Box, Overlapping Solid Plastic Cover - Sewer	Green/Green	56	14.00	181.07	20PR
117CDMCIF	13" x 20" Drop-in Plastic Cover with Cast Iron Meter Reader - Water Meter	Black	180	7.50	81.24	20NM
117CW	13" x 20" Overlapping Solid Plastic Cover - Water	Black	180	5.00	59.88	20NM
117CS	13" x 20" Overlapping Solid Plastic Cover - Sewer	Green	180	5.00	62.49	20NM
217CR	13" x 20" Jumbo Overlapping Solid Plastic Cover - Reclaimed Water	Purple	180	4.51	65.93	20PR
117B	13" x 20" x 12" Box, Single Inlet, Single Outlet	Black	56	9.65	119.16	20NM
117B12CW	13" x 20" x 12" Valve Box with Overlapping Cover - Water	Black	56	14.00	253.23	20NM
117-6	13" x 20" Jumbo Extension	Black	32	6.88	109.19	20ND
113BB	2-1/2" x 3/8" SS Bolt	Steel	N/A	0.10	4.08	20NM

NDS PRO SERIES 13" x 24" METER BOXES



Part No.	Description	Color (Box/Cover)	Pallet Qty.	Weight Ea. (lbs.)	List Price (Ea.)	Product Class
121BCDWB	13" x 24" x 12" Box, Bolt-Down Drop-in Solid Plastic Cover - Water Meter	Black/Black	12	20.75	452.24	20NM
121BCDCIFB	13" x 24" x 12" Box, Bolt-Down Drop-in Plastic Cover with Cast Iron Meter Reader - Water Meter	Black/Black	12	22.05	477.20	20NM
125BCDCIFB	13" x 24" x 15" Box, Bolt-Down Drop-in Plastic Cover with Cast Iron Meter Reader - Water Meter	Black/Black	12	26.80	489.03	20NM
125PBCRB	13" x 24" x 15" Box, Bolt-Down Overlapping Solid Plastic Cover - Reclaimed Water	Purple/Purple	12	26.80	478.81	20ND
121CDM	13" x 24" Drop-in Plastic Cover with Plastic Meter Reader - Water Meter	Black	125	7.00	168.37	20NM
121CDMCIF	13" x 24" Drop-in Plastic Cover with Cast Iron Meter Reader - Water Meter	Black	125	7.50	179.59	20NM
123CDMCIF	17" x 30" Drop In Cover with Cast Iron Meter Reader	Black	75	10.30	354.99	20NM
123CDW	17" x 30" Drop in Cover - Water	Black	75	1.50	327.41	20NM
125B	13" x 24" x 15" Box	Black	12	19.00	329.95	20NM

NDS PRO SERIES 17" x 30" METER BOXES



Part No.	Description	Color (Box/Cover)	Pallet Qty.	Weight Ea. (lbs.)	List Price (Ea.)	Product Class
124BCDWB	17" x 30" x 15" Box, Bolt-Down Drop-in Solid Plastic Cover - Water Meter	Black/Black	12	34.70	726.47	20NM
126BCDWB	17" x 30" x 18" Box, Bolt-Down Drop-in Solid Plastic Cover - Water Meter	Black/Black	6	37.65	740.71	20NM
126BCDMB	17" x 30" x 18" Box, Bolt-Down Drop-in Plastic Cover with Plastic Meter Reader - Water Meter	Black/Black	6	41.00	776.03	20NM
124BCDMCIFB	17" x 30" x 15" Box, Bolt-Down Drop-in Plastic Cover with Cast Iron Meter Reader - Water Meter	Black/Black	12	33.70	755.02	20NM
126BCDMCIFB	17" x 30" x 18" Box, Bolt-Down Drop-in Plastic Cover with Cast Iron Meter Reader - Water Meter	Black/Black	6	37.65	746.64	20NM
226BCDB ELEC	17" x 30" x 18" Box, Bolt-Down Drop-in Solid Plastic Cover - Electrical	Gray/Gray	6	37.05	757.74	20PR
223CR	17" x 30" Overlapping Solid Plastic Cover - Reclaimed Water	Purple	75	11.60	320.08	20PR
124B	17" x 30" x 15" Box	Black	12	20.00	400.03	20NM
126B	17" x 30" x 18" Box	Black	6	23.00	439.62	20NM

NDS BRASS LOCKING KEY

Part No.	Description	Color (Box/Cover)	Pkg. Qty.	Weight Ea. (lbs.)	List Price (Ea.)	Product Class
DKEY	Brass Locking Key	Brass	1	0.50	32.94	20ME

METER BOX PRODUCTS INDEX

Part No.	Page	Part No.	Page	Part No.	Page	Part No.	Page	Part No.	Page
107B	106	117BCS	108	217CR	108	D1200-CIL	105	D1200-OLTR	102
107BCR	106	117CDMCIF	108	217PBCR	108	D1200-DIBLRD	104	D1200P-DICIRP	104
107BCS	106	117CS	108	218BCS	108	D1200-DIBLRDL	104	D1500-B/O	103, 105
107BCW	106	117CW	108	223CR	109	D1200-DICIR	104	D1500-DICIR	105
107CR	106	117BDCDMCIF	108	226BCDB ELEC	109	D1200-DICIRBLU	102	D1500-DICIR LD	105
107CS	106	121BCDMCIFB	108	D12AMR-OLLOCL	102	D1200-DICIRLID	102, 104, 106	D1500-DIRB	105
107CW	106	121BCDWB	108	D12AMR-OLLOCTRBLLUL	102	D1200-DIRB	104	D1500-DIRBL	105
107PBCR	106	121CDM	108	D12AMR-OLLOCTRL	102	D1200-DIRBL	102, 104, 106	D1500-DIRBLU	105
111B	103	121CDMCIF	108	D12-BAMR	102	D1200-DIRG	104	D1500-DISB	105
111BB	103	123CDMCIF	108	D12-BAMRL	102	D1200-DISB	104	D1500-DISBL	105
111BCBW	103	123CDW	108	D12-TAMR	102	D1200-DISBL	102, 104, 106	D1500-DISBTR	103
111BCR	103	124B	109	D12-TAMRBLUL	102	D1200-DISBLU	104	D1500-DUB/O	103, 105
111BCS	103, 107	124BCDMCIFB	109	D12-TAMRL	102	D1200-DISBLUL	104	D1500-DUDICIR	105
111CR	103	124BCDWB	109	D15AMR2-B/O	102	D1200-DISBSWR	104	D1500-DUDIRB	105
111CS	103, 107	125B	108	D15AMR2-DI	102	D1200-DISBSWRL	104	D1500-DUDISB	105
111CW BLK	103	125BCDMCIFB	108	D15AMR2-DU B/O	102	D1200-DISGL	104	D1500-OLRB	105
113-6	107	125PBCRB	108	D15AMR2-OLLOC	102	D1200-DISGSWR	104	D1500-OLRBL	105
113B	107	126B	109	D15AMR2-OLR	102	D1200-DISGSWRL	104	D1500-OLSB	105
113BB	107, 108	126BCDMB	109	D15-BAMR	103	D1200-DITR	102	D1500-OLSBL	105
113BCDMCIF	107	126BCDMCIFB	109	D15-BAMRL	103	D1200-DITRL	102	D1500P-DU-DICP	105
113BCDS	107	126BCDWB	109	D15-BAMRLP-AM	103	D1200-DUB/O	105	D1800-B/O	102, 106
113BCDW	107	208BCS	106	D15-BAMRP	103	D1200-DUDICIR	104	D1800-B/O NH	106
113BCE	107	211BB	107	D15DU-BAMR	103	D1200-DUDIRB	104	D1800-B/O WHT	106
113BCM	107	211C ELEC	107	D109-B	103	D1200-DUDISB	104	D1800-DICIR	106
113BCR	107	211CR	107	D109-B/O	103	D1200-DUOLSB	104	D1800-DIRB	106
113BCS	107	211CRG	107	D109-P	103	D1200G-B/O	105	D1800-DISB	106
113BCW	107	211CS	107	D109-PL	103	D1200G-DISGSWR	104	D1800-OLSG	106
113CDMCIF	107	211CW	107	D600E-DISG	102	D1200-OLBLL	105	D2400-18 B/O	106
113CE	107	211PBCR	107	D600E-EXT	102, 105	D1200-OLCIR	104	D2400-18LOCSB	106
113CM	107	212B	107	D600PS-DISG	102	D1200-OLCIR LD	105	D2400-B/O	106
113CR	107	212BCB ELEC	107	D750E-EXT	103, 105	D1200-OLCIRSS	105	D2400-LOCSB	106
113CW	107	212BCBS	107	D1000-RB	104	D1200-OLLOCB	104	D2400-LOCSWBL	106
113PBCR	107	212BC ELEC	107	D1000-RBL	104	D1200-OLLOCBLD	102, 105	DKEY	109
114-6	107	212BCS	107	D1000-SB	104	D1200-OLRB	104		
114CW	107	213C ELEC	107	D1000-SBL	104	D1200-OLRBLU	104		
117-6	108	213CS	107	D1200-B/O	102, 105	D1200-OLRBLUL	105		
117B	108	213PBCR	107	D1200-CI	104	D1200-OLSB	104		
117B12CW	108	214BCB ELEC	107	D1200-CICIR	104	D1200-OLSBL	102, 105		
117BCDW	108	214BCS	107	D1200-CICIR LD	105	D1200-OLSGL	105		



High Performance Trench & Channel Drain Solutions

NDS offers a full line of trench & channel drains for all applications.



Proven alternative to traditional concrete drains

Lightweight and easy to install



Radius coupling available for easy arcs and curves

Available option for Dura Slope™ and Pro Series Channel™ Drains

Grates available in multiple sizes, patterns, colors and materials:

Galvanized Steel



Stainless Steel



Plastic



Decorative Options



Ductile Iron



Cast Iron




Brass



Filcoten®
Fiber-Reinforced
Trench Drain

Class E Max Load Rating



Dura Slope™
Pre-Sloped
Trench Drain

Class D Max Load Rating



Pro Series
Channel Drain

Class D Max Load Rating




Spee-D®
Channel Drain

Class B Max Load Rating



Mini Channel™

Class B Max Load Rating



Micro Channel™

Class A Max Load Rating



Connect with us. We'll improve your performance

More resources and tools
you can use to stay up to
date and in-touch with
everything that is NDS



facebook.com/ndsinc



youtube.com/user/ndstraining



pinterest.com/ndsmarketing



linkedin.com/company/nds-inc

Download our Mobile App – Search for NDS Drainage

Take the powerful resources of the NDS site with you on the go!
Access our product catalog, online calculators and planning tools.



Our products are engineered and produced for performance, durability, ease of installation & the efficient use of resources.

Terms and Conditions of Sale

Terms: Standard terms are 2% NET 30 days. A 1 1/2% per month (18% per annum) service charge will be added to all past due accounts. All invoices are to be paid in US Currency. Title and risk of loss pass to buyer upon shipment.

Freight Allowance: Freight prepaid on orders of \$1250.00 NET or more. Prepaid freight levels are based on shipments to one location only. It is the responsibility of the customer to determine if his purchase order meets the minimum freight allowance required. NDS reserves the right to select the carrier and point of shipment.

Alaska and Canada Orders: Freight prepaid on orders of \$2,500.00 (US\$) NET or more.

Hawaii Orders: Freight prepaid on orders of \$3,500.00 NET or more.

The above freight policies apply to the continental US and Canada only. For other areas please contact NDS.

Errors & Claims: All claims for shortage in shipment or damaged material must be noted on the "Bill of Lading" and a written request for credit submitted to NDS within 15 days of shipment. NDS responsibility ceases upon delivery to the carrier.

Returned Goods: Returned goods will be accepted only after written approval and shipping instructions are received from NDS. A return goods authorization number is required and must be on all cartons, documents, and correspondence. All returns are subject to a 25% restocking charge, freight cost of returned goods (plus "out freight if applicable"). A higher restocking charge may be assessed against any return requiring extraordinary handling costs.

Minimum Order: \$100.00 minimum order net billing. A 25% broken box charge will be added for other than full box quantities. 21DI Drip Components, 25DS Drua Slope Channel and 25FC Filcoten Channel are excluded from this policy.

Limited One Year Warranty: The liabilities of NDS are limited solely and exclusively to replacement as set forth in our standard "Statement of Warranty", alone and do not include any liability for incidental, consequential or other damage of any kind whatsoever, whether any claim is based upon theories of contract, warranty, negligence or tort and without any limitations and do not include shipping charges, labor, installation or any other losses or expenses incurred in operation of any replacement specialty item or fitting. NDS drainage products are designed to be used for exterior surface drainage only.

Limited Lifetime Warranty: NDS warrants to the original owner of its NDS catch basins, grates, channel and Pro Series valve boxes, subject to the conditions set forth in this warranty, that NDS catch basins, grates, channel and Pro Series valve boxes will remain free from manufacturing defects.

All NDS products are guaranteed against defects resulting from faulty workmanship or materials. Claims for labor costs and other expenses required to replace defective products or repair of any damage resulting from the use thereof will not be allowed by NDS. Our liability is limited to replacement of products acknowledged by NDS to be defective.

Exclusive Warranties and Remedies: The foregoing remedies are exclusive and are given and accepted in lieu of (i) any and all other warranties, express or implied, including without limitation the implied warranties of merchantability and fitness for particular purpose; and (ii) any obligation, liability, right, claim or remedy in contract or tort, whether or not arising from NDS, Inc.'s negligence, actual or imputed. The remedies of customer shall be limited to those provided herein to the exclusion of any and all other remedies including, without limitation, incidental or consequential damages. No agreement varying or extending the foregoing warranties or these limitations will be binding on NDS, Inc., unless such is signed in writing by an authorized officer of NDS, Inc.

The liability of NDS, Inc., hereunder shall be limited to restoring to good working order, provided that NDS, Inc., is not required to restore the product to good working order when such failure is due to causes beyond NDS, Inc.'s control, including but not limited to, acts of God, acts of civil or military authority, priorities, strikes, floods, epidemics, war, riots, and other causes that are beyond the manufacturers control.

These provisions are complete and exclusive statements of all terms and conditions between NDS, Inc., and the consumer. These provisions may not be varied, supplemented, qualified or interpreted by any prior course of dealings, written or oral or by trade usage. No NDS, Inc. agent, officer or employee has authority to make any representation, promise or warranty concerning these provisions.

FOR TECHNICAL INFORMATION, CONTACT: Technical Services, (888) 825-4716, TechService@ndspro.com

Visit ndspro.com for:



Videos



Tools/
Calculators



Downloads



Case
Studies



Request
a Quote

NDS Customer Service

851 N. Harvard Ave., Lindsay, CA 93247
Phone: 800.726.1994 • 559.562.9888
Fax: 800.726.1998 • 559.562.4488