

AGENDA  
ADMINISTRATION/FINANCE ISSUES COMMITTEE MEETING  
WITH BOARD OF DIRECTORS\*  
ORANGE COUNTY WATER DISTRICT  
18700 Ward Street, Fountain Valley, CA 92708  
**Thursday, June 14, 2018, 8:00 a.m. - Conference Room C-2**

\*The OCWD Administration and Finance Issues Committee meeting is noticed as a joint meeting with the Board of Directors for the purpose of strict compliance with the Brown Act and it provides an opportunity for all Directors to hear presentations and participate in discussions. Directors receive no additional compensation or stipend as a result of simultaneously convening this meeting. Items recommended for approval at this meeting will be placed on the **June 20, 2018** Board meeting Agenda for approval.

**ROLL CALL**

**ITEMS RECEIVED TOO LATE TO BE AGENDIZED**

RECOMMENDATION: Adopt resolution determining need to take immediate action on item(s) and that the need for action came to the attention of the District subsequent to the posting of the Agenda (requires two-thirds vote of the Board members present, or, if less than two-thirds of the members are present, a unanimous vote of those members present).

**VISITOR PARTICIPATION**

Time has been reserved at this point in the agenda for persons wishing to comment for up to three minutes to the Board of Directors on any item that is not listed on the agenda, but within the subject matter jurisdiction of the District. By law, the Board of Directors is prohibited from taking action on such public comments. As appropriate, matters raised in these public comments will be referred to District staff or placed on the agenda of an upcoming Board meeting.

At this time, members of the public may also offer public comment for up to three minutes on any item on the Consent Calendar. While members of the public may not remove an item from the Consent Calendar for separate discussion, a Director may do so at the request of a member of the public.

**CONSENT CALENDAR (ITEMS NO. 1 – 7)**

All matters on the Consent Calendar are to be approved by one motion, without separate discussion on these items, unless a Board member or District staff request that specific items be removed from the Consent Calendar for separate consideration.

1. MINUTES OF ADMINISTRATION/FINANCE ISSUES COMMITTEE MEETING HELD APRIL 12, 2018

RECOMMENDATION: Approve minutes as presented

2. MONTHLY CASH CONTROL REPORT (April 2018)

RECOMMENDATION: Agendize for June 20 Board meeting: Receive and file Summary Cash and Cash Equivalents Control Reports dated April 30, 2018

3. MONTHLY CASH CONTROL REPORT (May 2018)

RECOMMENDATION: Agendize for June 20 Board meeting: Receive and file Summary Cash and Cash Equivalents Control Reports dated May 31, 2018

4. INVESTMENT PORTFOLIO HOLDINGS REPORTS (April 2018)

RECOMMENDATION: Agendize for June 20 Board meeting: Receive and file the Investment Portfolio Holdings Reports dated April 30, 2018

5. INVESTMENT PORTFOLIO HOLDINGS REPORTS (May 2018)

RECOMMENDATION: Agendize for June 20 Board meeting: Receive and file the Investment Portfolio Holdings Reports dated May 31, 2018

6. AGREEMENT TO LILLESTRAND LEADERSHIP CONSULTING FOR STAFF LEADERSHIP DEVELOPMENT

RECOMMENDATION: Agendize for June 20 Board meeting: Approve and authorize execution of Agreement to Lillestrand Leadership Consulting for an amount not to exceed \$31,975 for staff leadership development

7. PENSION PLAN AUDIT REPORTS FOR OCWD 401(a) MONEY PURCHASE PLAN AND 457(b) DEFERRED COMPENSATION PLAN

RECOMMENDATION: Agendize for June 20 Board meeting:

- 1) Receive and file the 401(a) Money Purchase Plan Audit Report prepared by White Nelson Diehl Evans, LLP for the period ending December 31, 2017; and
- 2) Receive and file the 457(b) Deferred Compensation Plan Audit Report prepared by White Nelson Diehl Evans, LLP for the period ending December 31, 2017

**END OF CONSENT CALENDAR**

**MATTERS FOR CONSIDERATION**

8. AGREED-UPON PROCEDURES IN ADDITION TO THE ANNUAL AUDIT

RECOMMENDATION: Agendize for June 20 Board meeting: Receive and file Agreed-Upon Procedures Report prepared by White Nelson Diehl Evans, LLP

9. PRE-AUDIT MEETING WITH AUDITORS FOR COMPLIANCE WITH AUDITING STANDARDS BOARD – STANDARD NO. 114

RECOMMENDATION: Agendize for June 20 Board meeting: Select two or three Directors to attend a pre-audit meeting with the auditors after the July 2018 Administration/Finance Issues Committee meeting

10. RENEWAL OF 2018-19 TAX AND REVENUE ANTICIPATION NOTES

RECOMMENDATION: Agendize for June 20 Board meeting:

- 1) Reauthorize execution of the Tax and Revenue Anticipation Notes (TRANS) in the aggregate amount of \$70 million which is an amount that does not exceed 85% of the District's estimated uncollected revenues from July 1, 2018 through June 30, 2019; and
- 2) Adopt resolution authorizing the execution and delivery of TRANS to support the existing OCWD commercial paper program

11. BUDGET TO ACTUAL REPORT FOR THIRD QUARTER FY 2017-18

RECOMMENDATION: Agendize for June 20 Board meeting: Receive and file the Budget to Actual Report for Third Quarter of Fiscal Year 2017-18 ending March 31, 2018

**INFORMATIONAL ITEMS**

12. POSSIBLE GROUNDWATER PRODUCERS WELL LOAN PROGRAM

13. CERTIFICATE OF ACHIEVEMENT FOR EXCELLENCE IN FINANCIAL REPORTING

14. MONTHLY CASH DISBURSEMENTS REPORT

**CHAIR DIRECTION AS TO WHICH ITEMS IF ANY TO BE AGENDIZED AS MATTERS FOR CONSIDERATION AT THE JUNE 20 BOARD MEETING**

**DIRECTOR'S ANNOUNCEMENTS/REPORTS**

**GENERAL MANAGER'S ANNOUNCEMENT/REPORT**

**ADJOURNMENT**

## ADMINISTRATION AND FINANCE ISSUES COMMITTEE MEMBERS

Shawn Dewane - Chair  
Bruce Whitaker - Vice Chair  
Roger Yoh  
Dina Nguyen  
Cathy Green

Steve Sheldon - Alternate 1  
Philip Anthony - Alternate 2  
Vicente Sarmiento- Alternate 3  
James Vanderbilt - Alternate 4  
Denis Bilodeau - Alternate 5

In accordance with the requirements of California Government Code Section 54954.2, this agenda has been posted at the guard shack entrance and in the main lobby of the Orange County Water District, 18700 Ward Street, Fountain Valley, CA and on the OCWD website not less than 72 hours prior to the meeting date and time above. All written materials relating to each agenda item are available for public inspection in the office of the District Secretary. Backup material for the Agenda is available at the District offices for public review and can be viewed online at the District's website: [www.ocwd.com](http://www.ocwd.com)

Pursuant to the Americans with Disabilities Act, persons with a disability who require a disability-related modification or accommodation in order to participate in a meeting, including auxiliary aids or services, may request such modification or accommodation from the District Secretary at (714) 378-3233, by email at [jdurant@ocwd.com](mailto:jdurant@ocwd.com) by fax at (714) 378-3373. Notification 24 hours prior to the meeting will enable District staff to make reasonable arrangements to assure accessibility to the meeting.

As a general rule, agenda reports or other written documentation has been prepared or organized with respect to each item of business listed on the agenda, and can be reviewed at [www.ocwd.com](http://www.ocwd.com). Copies of these materials and other disclosable public records distributed to all or a majority of the members of the Board of Directors in connection with an open session agenda item are also on file with and available for inspection at the Office of the District Secretary, 18700 Ward Street, Fountain Valley, California, during regular business hours, 8:00 am to 5:00 pm, Monday through Friday. If such writings are distributed to members of the Board of Directors on the day of a Board meeting, the writings will be available at the entrance to the Board of Directors meeting room at the Orange County Water District office.



MINUTES OF BOARD OF DIRECTORS MEETING  
ADMINISTRATION AND FINANCE ISSUES COMMITTEE  
ORANGE COUNTY WATER DISTRICT  
April 12, 2018 @ 8:00 a.m.

Director Dewane called the Administration and Finance Issues Committee to order in Conference Room C-2 in Fountain Valley, CA. The Assistant District Secretary called the roll and reported a quorum of the Committee as follows.

Committee Members

Shawn Dewane  
Bruce Whitaker  
Roger Yoh (absent)  
Dina Nguyen  
Cathy Green

OCWD staff

Mike Markus - General Manager  
Randy Fick - CFO/Treasurer  
Christina Fuller - Assistant District Secretary

Alternates

Steve Sheldon (absent)  
Philip Anthony (absent)  
Vicente Sarmiento  
James Vanderbilt (absent)  
Denis Bilodeau (absent)

**CONSENT CALENDAR**

The Consent Calendar was approved upon motion by Director Green, seconded by Director Whitaker and carried [3-0].

***Yes- Dewane, Whitaker, Green***

1. Minutes of Previous Meeting

**The minutes of the Administration/Finance Issues Committee meeting held March 15, 2018 were approved as presented.**

2. Monthly Cash Control Report

**Recommended by Committee for approval at April 18 Board meeting: Receive and file Summary Cash and Cash Equivalents Control Reports dated March 31, 2018.**

3. Investment Portfolio Holdings Reports

**Recommended by Committee for approval at April 18 Board meeting: Receive and File the Investment Portfolio Holdings Reports dated March 31, 2018.**

4. Agreement with Lhoist North America for the Supply and Delivery of Lime

**Recommended by Committee for approval at April 18 Board meeting: Authorize issuance of Agreement with Lhoist North America for supply and delivery of hydrated lime at the rate of \$237 per ton for a period of two years with an option to renew for one additional two years at an amount agreed to by both parties.**

## MATTER FOR CONSIDERATION

### 5. Proposed FY 2018-19 General Fund Budget

CFO/ Treasurer Randy Fick stated that the proposed fiscal year (FY) 2018-19 General Fund budget totals \$69.9 million which provides funds for operating 21 cost centers. He advised that the general fund budget includes the annual expenses to operate all District facilities including the Groundwater Replenishment System, Green Acres Plant, the laboratory, recharge operations, and wetlands. He reported the proposed budget represents a \$3.8 million increase over the current FY 2017-18 budget, an increase of 5.78%. Mr. Fick stated the increase is primarily due to two costs: 1) Wages and benefits which increased due to merit increases for performance and cost-of-living-adjustments, and 2) outside services – legal and consulting for water quality cases. He reviewed the breakdown of the proposed General Fund Budget by major cost category compared to the FY 2017-18 General Fund Budget.

Surf City Voice Representative John Earl suggested the District remove its membership support of CalDesal.

Huntington Beach resident Debbie Cook stated the District should stay focused on its primary mission of managing the Groundwater Basin.

**Upon motion by Director Green, seconded by Director Whitaker and carried [5-0], the Committee recommended that the Board at its April 18 Board meeting: Receive and file Proposed FY 2018-19 General Fund Budget.**

***Yes- Dewane, Whitaker, Nguyen, Green, Sarmiento***

## INFORMATIONAL ITEMS

### 6. Employment Status Report

There was no verbal report on this item.

### 7. Monthly Cash Disbursements Report

There was no verbal report on this item.

## ITEMS TO BE AGENDIZED ON CONSENT CALENDAR AT THE APRIL 18 BOARD MEETING

It was agreed that Item Nos. 2-5 be agendized on the Consent Calendar at the April 18 Board meeting.

## ADJOURNMENT

There being no further business, the meeting was adjourned at 8:30 a.m.

---

Shawn Dewane, Chair





## AGENDA ITEM SUBMITTAL

**Meeting Date:** June 14, 2018

**To:** Administration/Finance Issues Cte.  
Board of Directors

**From:** Mike Markus

**Staff Contact:** R. Fick/V. Sharma

**Budgeted:** N/A

**Budgeted Amount:** N/A

**Cost Estimate:** N/A

**Funding Source:** N/A

**Program/Line Item No.:** N/A

**General Counsel Approval:** N/A

**Engineers Report:** N/A

**CEQA Compliance:** N/A

**Subject:** MONTHLY CASH CONTROL REPORT (April 2018)

---

### SUMMARY

The following monthly financial information is provided in the staff report.

#### Attachment(s):

- Summary Cash and Cash Equivalent Control Report
- Summary of Reserves
- Summary Sources and Disbursements
- Sources of Funds
- Disbursement of Funds

### RECOMMENDATION

Agendize for June 20 Board meeting: Receive and file Summary Cash and Cash Equivalents Control Reports dated April 30, 2018.

**PRIOR RELEVANT BOARD ACTION(S)** Monthly

**ORANGE COUNTY WATER DISTRICT  
SUMMARY OF CASH AND CASH EQUIVALENTS CONTROL REPORT  
FOR THE PERIOD ENDED  
APRIL 30, 2018**

TAB NO.	CASH AND CASH EQUIVALENTS	UNRESTRICTED	RESTRICTED	TOTAL
A	CASH ON HAND	2,700	-	2,700
B	CASH IN BANKS			
	Wells Fargo Checking	199,330	56,485	255,816
	Union Bank Checking	317,012	-	317,012
C	LAIF (Local Agency Investment Fund)	53,768,531	-	53,768,531
	Orange County Investment Pool	19,571,164	-	19,571,164
D	Revenue COP's - Payment/Interest Funds	-	309	309
E	INVESTMENTS (UBOC)	109,125,684	-	109,125,684
	Swap Value Collateral	-	-	-
<b>GRAND TOTALS →</b>		<b>182,984,421</b>	<b>56,794</b>	<b>183,041,215</b>

- A Petty Cash - held at the District's office (Fountain Valley)
- B District's Checking Accounts
- C District's Money Market Accounts
- D Trust Debt service Accounts
- E Custodial Investment Accounts - Managed in house

# ORANGE COUNTY WATER DISTRICT

## RESERVES

**For the Year to Date Period Ended April 30, 2018**

(Unaudited/Preliminary)

	<u>Beginning Year Balance</u>	<u>Ending Balance As of 04/30/2018</u>	<u>Reserve Policy</u>
<b><u>Operating Reserves</u></b>			
Replacement and Refurbishment Fund	53,988,382	59,242,938	59,397,000 (1)
Toxic Cleanup Reserve	4,000,000	4,807,571	4,000,000 (2)
Contingency Reserve	3,000,000	3,000,000	3,000,000 (3)
Water Reserve Fund	0	539,551	64,200,000 (4)
Paygo Fund	26,223,747	26,122,039	26,122,039 (5)
SRF Loan Reserve	9,850,000	10,557,000	10,557,000 (6)
Operating Reserve (15% of Op. Budget)	25,281,793	25,048,635	25,048,635 (8)
Operating Fund	23,203,248	53,666,687	51,021,999 (9)
<b>Total - Operating Reserves</b>	<b>145,547,170</b>	<b>182,984,421</b>	<b>243,346,673</b>
<b><u>Restricted Reserves</u></b>			
CIP Reserve	3,761,433	0	0
SWAP - Collateral Pledged	3,873,158	0	0 (10)
Environmental Remediation Fund	16,000	56,485	3,528,000 (7)
NWRI Deposits	56	0	0
Debt Payment Fund	9,512	309	309
<b>Total Restricted Reserves</b>	<b>7,660,159</b>	<b>56,794</b>	<b>3,528,309</b>
<b>Total Reserves</b>	<b>153,207,329</b>	<b>183,041,215</b>	<b>246,874,982</b>

(1) Per Reserve Policy, projected Replacement & Refurbishment (R&R) cost as defined by District's R&R model.

(2) Established for toxic spills and cleanup with a target of \$4 million per Reserve Policy.

(3) Set by the District Act to provide for expenditures that have not been anticipated in the annual budget.

(4) The maximum upper limit is enough funds to purchase 50% of water needed to have an accumulated basin overdraft of 125,000 a.f. currently projected at \$64,200,000 (\$793/a.f. x 50% x (287,000/a.f. projected overdraft as of June 30, 2018 - 125,000/a.f. optimum overdraft)

(5) Per Paygo budget transfer.

(6) Debt service reserve of \$10,557,000 or one years payment a requirement for the GWRSIE, Fletcher Basin, La Palma Basin, and Alamitos SRF loans.

(7) The Environmental Remediation Fund, for Prado shooting range, includes remediation and funding plans with a 30-year term expiring on April 30, 2047 initially set-up with an amount of \$4,000 per month and increasing \$400 per month annually.

(8) The Operating Reserve Fund is established by the District Act and set at 15% of the operating budget.

(9) Per the Reserve Policy, the District shall maintain a minimum of six months of annual General Fund and Debt Service budgeted appropriations currently \$66,093,000 General Fund and \$35,950,997 Debt Service.

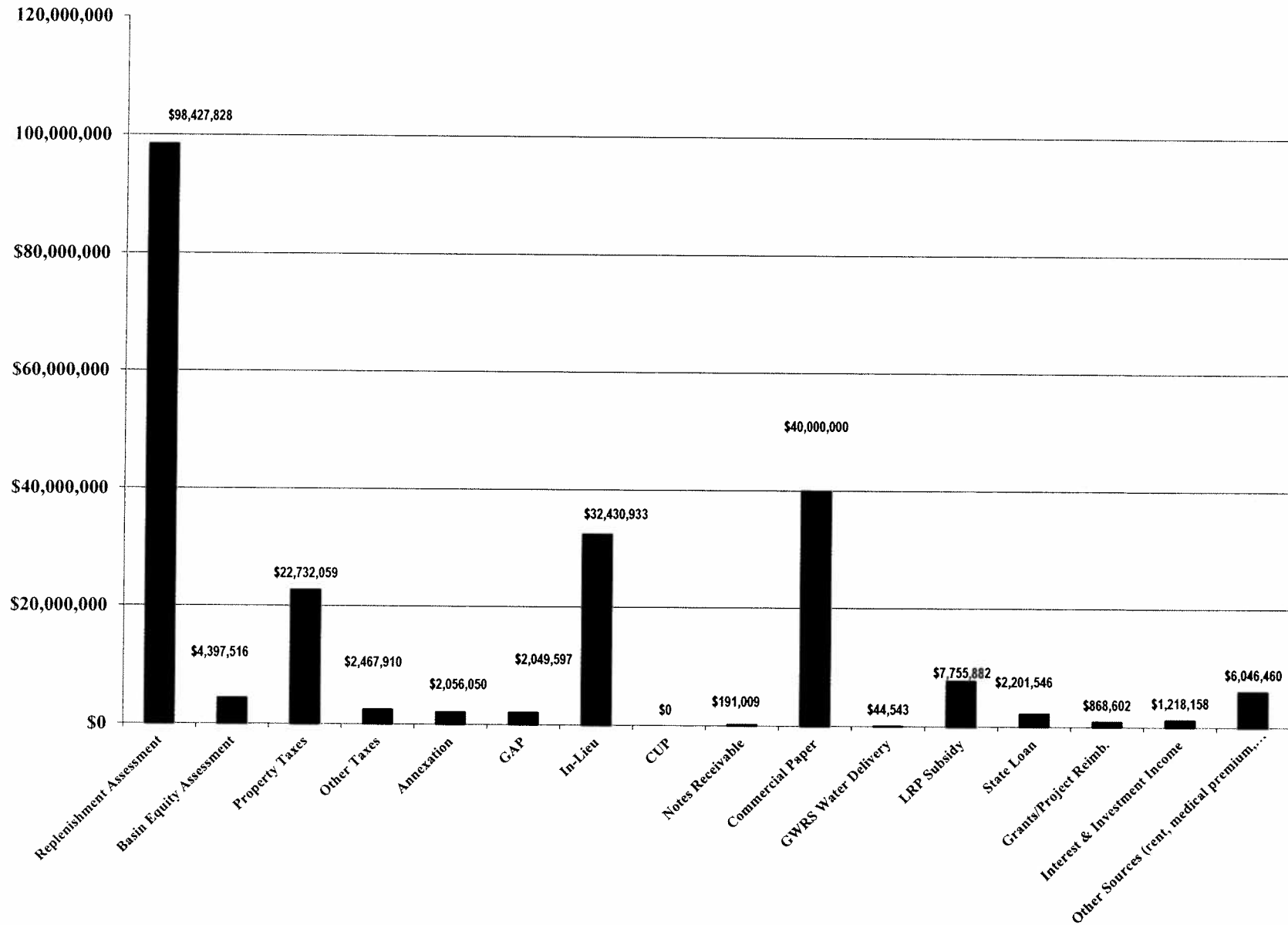
(10) The District is required to post collateral should the Swap value exceed the \$15 million threshold.

**ORANGE COUNTY WATER DISTRICT  
SUMMARY SOURCES AND DISBURSEMENTS  
YEAR TO DATE AS OF APRIL 30, 2018**

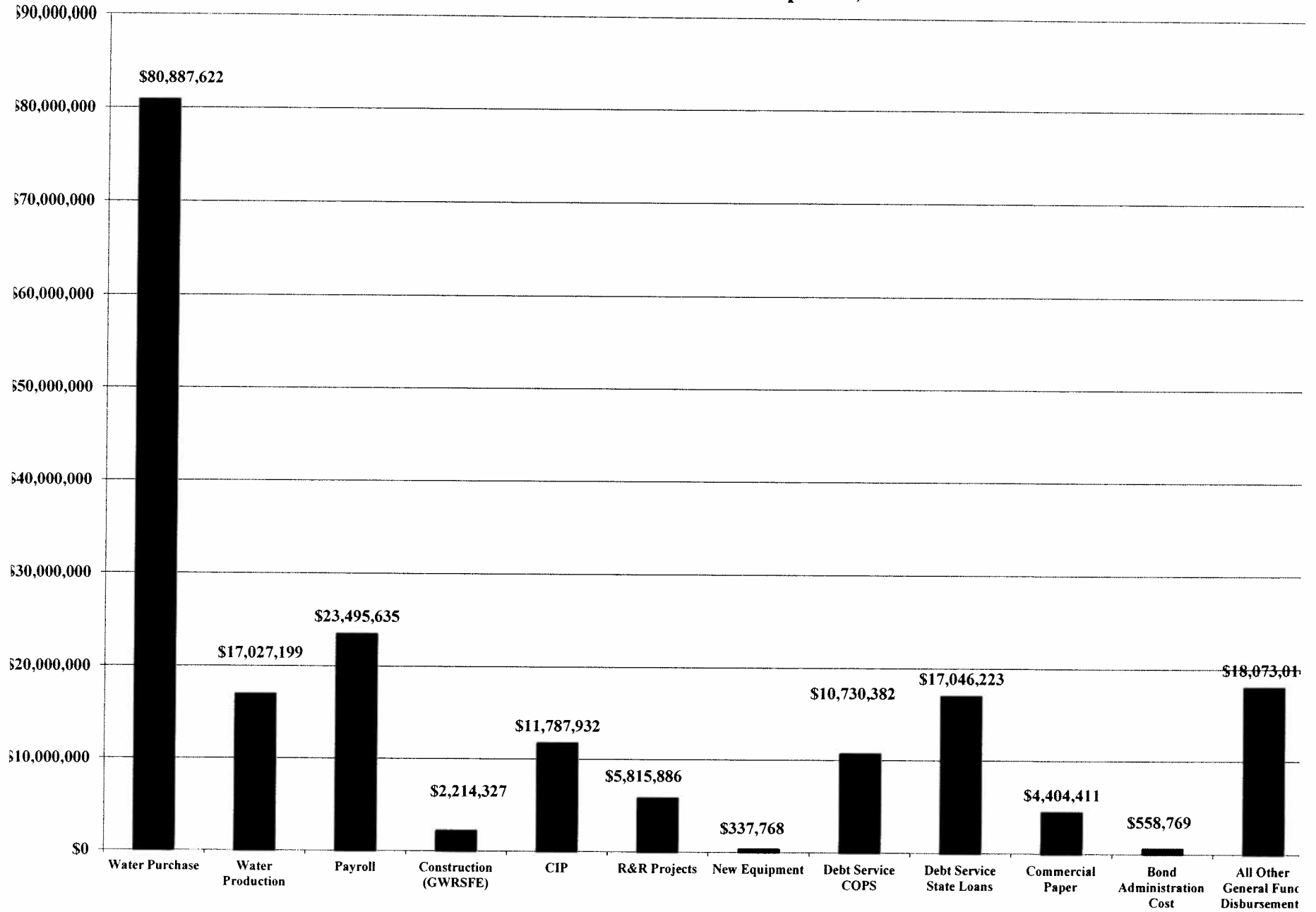
F	Sources (Cash basis)	July	August	September	October	November	December	January	February	March	April	May	June	YTD
	Replenishment Assessment	52,352,660	2,466,072	53,761	18,255	318	78,805	42,470,613	963,520	27,348	4,476			98,427,828
	Basin Equity Assessment	-	1,472,222	1,688,182	1,229,428	4,365	-	-	-	3,320	-			4,397,516
	Property Taxes	258,422	35,581	550,107	129,144	4,062,589	7,892,393	1,727,363	48,206	1,545,601	6,482,652			22,732,059
	Other Taxes	-	-	-	-	-	-	2,467,919	-	-	-			2,467,919
	Annexation	-	-	-	-	-	1,009,683	1,046,367	-	-	-			2,056,050
	GAP	281,401	107,085	477,107	190,398	457,021	42,081	259,454	11,188	153,634	70,228			2,049,597
	In-Lieu	-	-	543,034	1,166,301	8,578,799	6,811,526	8,355,187	2,442,027	4,534,061	-			32,430,933
	CUP	-	-	-	-	-	-	-	-	-	-			-
	Notes Receivable	14,249	-	99,935	-	-	76,825	-	-	-	-			191,009
	Commercial Paper	-	-	-	-	-	-	-	40,000,000	-	-			40,000,000
	GWRS Water Delivery	3,582	3,446	-	5,334	10,072	-	9,535	4,874	3,194	4,506			44,543
	LRP Subsidy	-	-	489,820	1,089,980	984,855	1,021,736	-	1,042,584	1,081,075	2,045,832			7,555,882
	State Loan	536,020	-	-	-	-	-	-	329,322	1,336,204	-			2,201,546
	Grants/Project Reimb.	853,602	-	-	-	-	-	-	15,000	-	-			868,602
	Interest & Investment Income	132,793	102,595	53,611	215,528	44,002	54,986	210,606	71,104	78,507	254,426			1,218,158
	Other Sources (rent, medical premium, NWRI, misc.)	271,669	342,923	754,795	264,319	125,453	3,523,226	165,473	258,863	177,569	362,172			6,046,460
	<b>Total Sources</b>	<b>54,704,397</b>	<b>4,329,923</b>	<b>4,710,351</b>	<b>4,300,686</b>	<b>14,267,473</b>	<b>20,511,260</b>	<b>56,712,508</b>	<b>45,186,688</b>	<b>8,940,512</b>	<b>9,224,292</b>			<b>222,888,091</b>
F-1	<b>Disbursements (Cash basis)</b>													
	Water Purchase	5,705,798	5,584,920	5,871,874	6,022,738	5,546,158	5,497,192	372,399	44,736,821	1,211,743	337,977			80,887,622
	Water Production	1,619,278	2,453,302	1,786,501	546,526	1,640,432	1,690,126	2,584,384	1,115,877	1,810,093	1,780,681			17,027,199
	Payroll	2,090,946	3,202,949	2,130,704	2,126,367	2,078,969	2,090,893	3,245,444	2,227,438	2,194,803	2,107,123			23,495,635
	Construction (GWRSFE)	8,885	86,463	-	147,668	317,665	-	462,550	437,505	21,251	732,340			2,214,327
	CIP	1,069,376	971,416	512,057	827,992	1,553,360	617,898	1,433,602	1,821,653	783,476	2,197,182			11,787,932
	R&R Projects	127,445	1,760,724	359,104	1,726,698	444,061	160,377	495,389	261,412	173,156	307,521			5,815,886
	New Equipment	71,079	17,613	4,416	74,304	22,348	107,123	(7,182)	13	27,403	20,651			337,768
	Debt Service COPS	236,870	4,616,350	259,925	372,620	122,841	279,025	264,945	4,078,744	247,843	251,219			10,730,382
	Debt Service State Loans	-	-	202,771	-	-	6,840,074	9,440,237	-	381,428	181,713			17,046,223
	Commercial Paper	60,582	40,683	38,408	3,770	36,869	-	3,999,516	-	81,291	143,293			4,404,411
	Bond Administration Cost	135,920	-	-	22,597	110,032	-	24,540	111,241	12,717	141,722			538,769
	All Other General Fund Disbursements	1,974,742	2,790,387	1,442,643	1,719,006	1,983,956	1,731,157	1,462,880	1,451,106	2,237,865	1,279,272			18,073,014
	<b>Total Disbursements</b>	<b>13,100,921</b>	<b>21,524,806</b>	<b>12,608,403</b>	<b>13,590,286</b>	<b>13,856,690</b>	<b>19,013,865</b>	<b>23,778,703</b>	<b>56,241,811</b>	<b>9,183,068</b>	<b>9,480,616</b>			<b>192,379,170</b>

Note: Sources and Uses of district funds reflect both operating and capital funds. Operating funds consist of annual operating revenues or cash reserves.

**Orange County Water District  
Sources of Funds  
for the Year to Date Period Ended April 30, 2018**



**Orange County Water District  
Disbursement of Funds  
for the Year to Date Period Ended April 30, 2018**





## AGENDA ITEM SUBMITTAL

**Meeting Date:** June 14, 2018

**To:** Administration/Finance Issues Cte.  
Board of Directors

**From:** Mike Markus

**Staff Contact:** R. Fick/V. Sharma

**Budgeted:** N/A

**Budgeted Amount:** N/A

**Cost Estimate:** N/A

**Funding Source:** N/A

**Program/Line Item No.:** N/A

**General Counsel Approval:** N/A

**Engineers Report:** N/A

**CEQA Compliance:** N/A

**Subject:** MONTHLY CASH CONTROL REPORT (May 2018)

---

### SUMMARY

The following monthly financial information is provided in the staff report.

#### Attachment(s):

- Summary Cash and Cash Equivalent Control Report
- Summary of Reserves
- Summary Sources and Disbursements
- Sources of Funds
- Disbursement of Funds

### RECOMMENDATION

Agendize for June 20 Board meeting: Receive and file Summary Cash and Cash Equivalents Control Reports dated May 31, 2018.

**PRIOR RELEVANT BOARD ACTION(S)** Monthly



ORANGE COUNTY WATER DISTRICT  
SUMMARY OF CASH AND CASH EQUIVALENTS CONTROL REPORT  
FOR THE PERIOD ENDED  
MAY 31, 2018

TAB NO.	CASH AND CASH EQUIVALENTS	UNRESTRICTED	RESTRICTED	TOTAL
A	CASH ON HAND	2,700	-	2,700
B	CASH IN BANKS    Wells Fargo Checking	1,009,420	61,769	1,071,189
	Union Bank Checking	44,785	-	44,785
C	LAIF (Local Agency Investment Fund)	45,568,531	-	45,568,531
	Orange County Investment Pool	14,612,017	-	14,612,017
D	Revenue COP's - Payment/Interest Funds	-	313	313
E	INVESTMENTS (UBOC)	114,365,882	-	114,365,882
	Swap Value Collateral	-	-	-
<b>GRAND TOTALS</b> →		<b>175,603,335</b>	<b>62,082</b>	<b>175,665,417</b>

- A Petty Cash - held at the District's office (Fountain Valley)
- B District's Checking Accounts
- C District's Money Market Accounts
- D Trust Debt service Accounts
- E Custodial Investment Accounts - Managed in house

# ORANGE COUNTY WATER DISTRICT

## RESERVES

For the Year to Date Period Ended May 31, 2018

(Unaudited/Preliminary)

	<u>Beginning Year Balance</u>	<u>Ending Balance As of 05/31/2018</u>	<u>Reserve Policy</u>
<b><u>Operating Reserves</u></b>			
Replacement and Refurbishment Fund	53,988,382	59,242,938	59,397,000 (1)
Toxic Cleanup Reserve	4,000,000	4,807,571	4,000,000 (2)
Contingency Reserve	3,000,000	3,000,000	3,000,000 (3)
Water Reserve Fund	0	539,551	64,200,000 (4)
Paygo Fund	26,223,747	26,305,373	26,305,373 (5)
SRF Loan Reserve	9,850,000	10,557,000	10,557,000 (6)
Operating Reserve (15% of Op. Budget)	25,281,793	25,048,635	25,048,635 (8)
Operating Fund	23,203,248	46,102,267	51,021,999 (9)
<b>Total - Operating Reserves</b>	<b>145,547,170</b>	<b>175,603,335</b>	<b>243,530,007</b>
<b><u>Restricted Reserves</u></b>			
CIP Reserve	3,761,433	0	0
SWAP - Collateral Pledged	3,873,158	0	0 (10)
Environmental Remediation Fund	16,000	61,769	3,528,000 (7)
NWRI Deposits	56	0	0
Debt Payment Fund	9,512	313	313
<b>Total Restricted Reserves</b>	<b>7,660,159</b>	<b>62,082</b>	<b>3,528,313</b>
<b>Total Reserves</b>	<b>153,207,329</b>	<b>175,665,417</b>	<b>247,058,320</b>

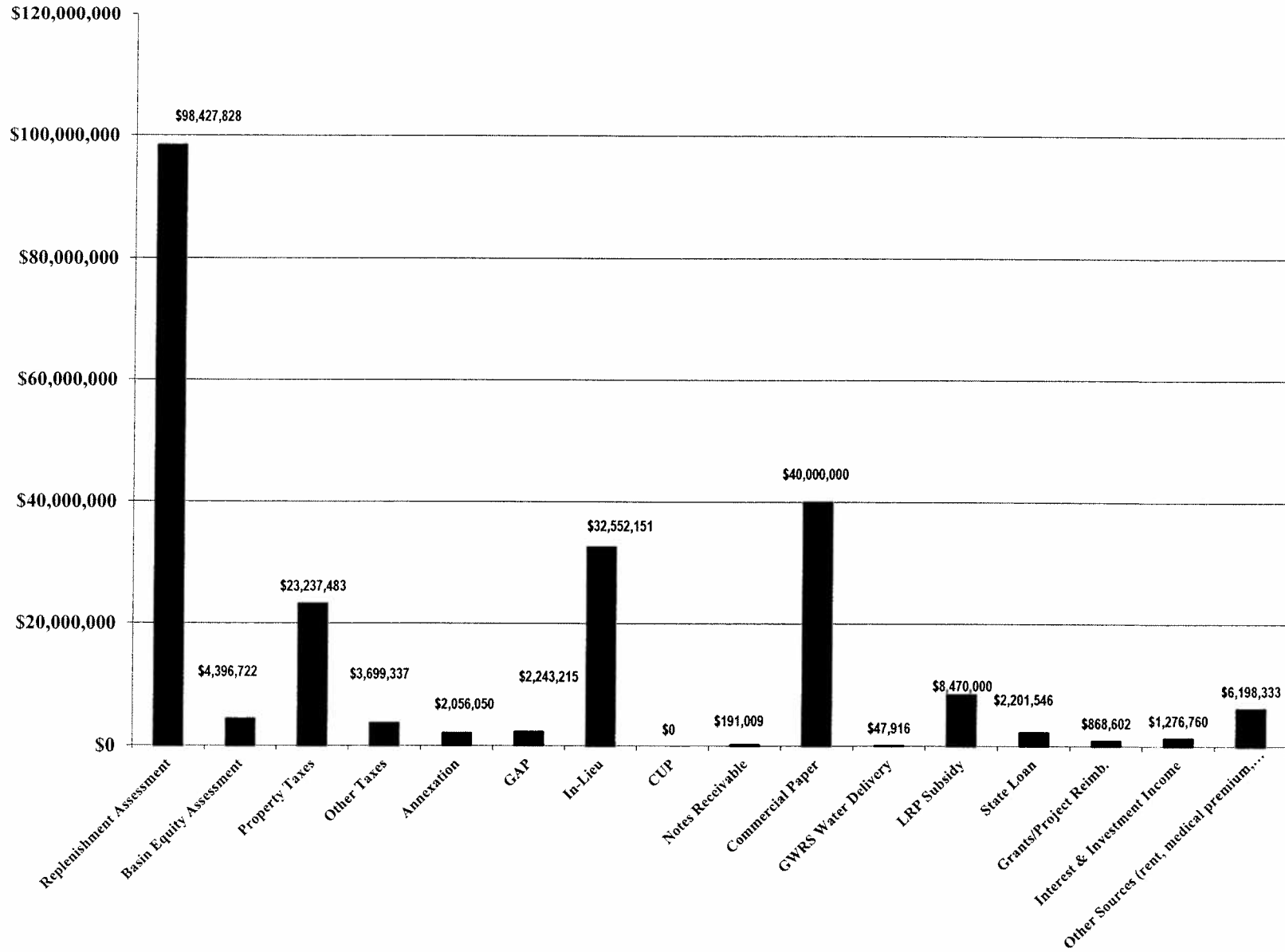
- (1) Per Reserve Policy, projected Replacement & Refurbishment (R&R) cost as defined by District's R&R model.
- (2) Established for toxic spills and cleanup with a target of \$4 million per Reserve Policy.
- (3) Set by the District Act to provide for expenditures that have not been anticipated in the annual budget.
- (4) The maximum upper limit is enough funds to purchase 50% of water needed to have an accumulated basin overdraft of 125,000 a.f. currently projected at \$64,200,000 (\$793/a.f. x 50% x (287,000/a.f. projected overdraft as of June 30, 2018 - 125,000/a.f. optimum overdraft)
- (5) Per Paygo budget transfer.
- (6) Debt service reserve of \$10,557,000 or one years payment a requirement for the GWRSIE, Fletcher Basin, La Palma Basin, and Alamitos SRF loans.
- (7) The Environmental Remediation Fund, for Prado shooting range, includes remediation and funding plans with a 30-year term expiring on April 30, 2047 initially set-up with an amount of \$4,000 per month and increasing \$400 per month annually.
- (8) The Operating Reserve Fund is established by the District Act and set at 15% of the operating budget.
- (9) Per the Reserve Policy, the District shall maintain a minimum of six months of annual General Fund and Debt Service budgeted appropriations currently \$66,093,000 General Fund and \$35,950,997 Debt Service.
- (10) The District is required to post collateral should the Swap value exceed the \$15 million threshold.

**ORANGE COUNTY WATER DISTRICT  
SUMMARY SOURCES AND DISBURSEMENTS  
YEAR TO DATE AS OF MAY 31, 2018**

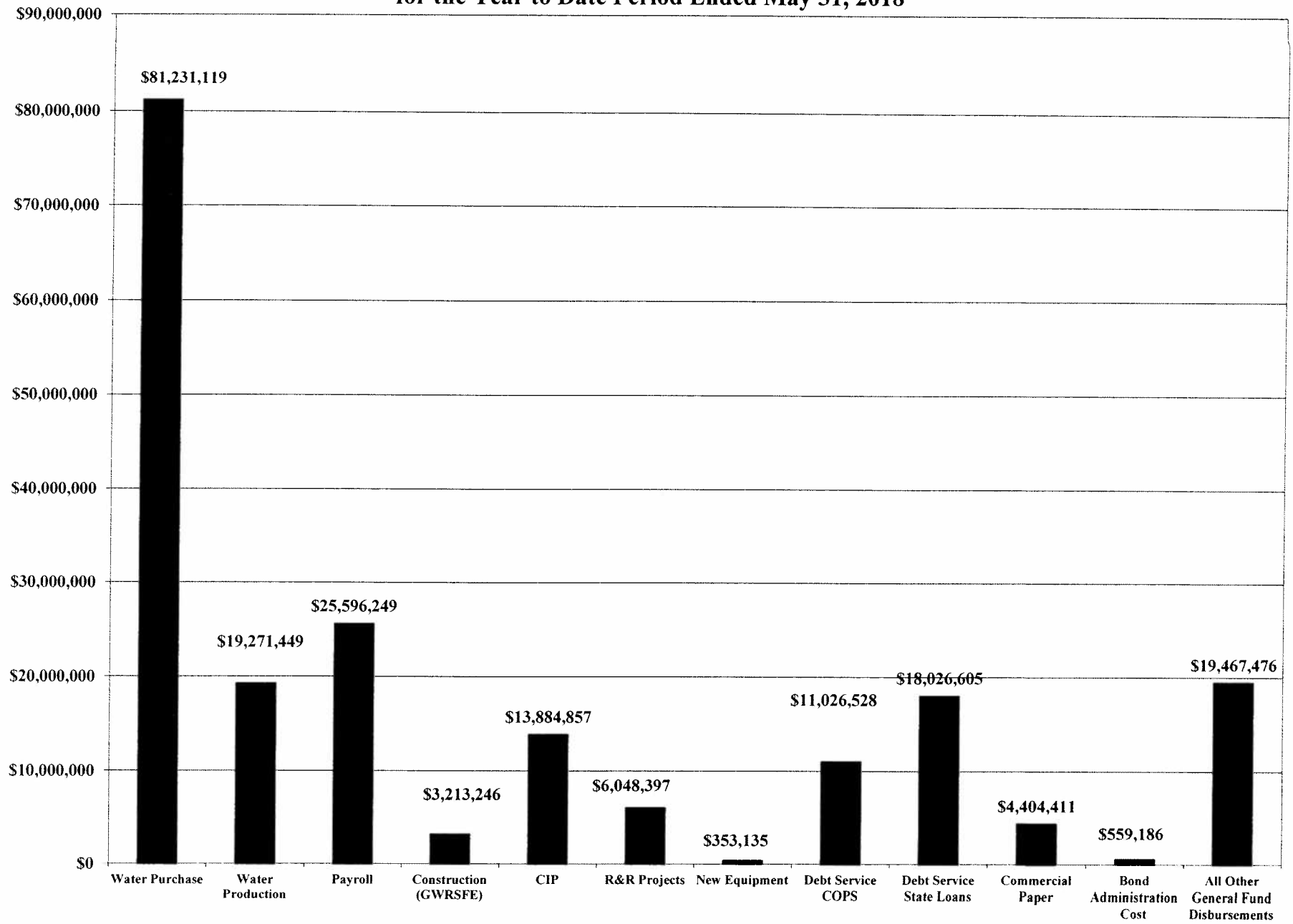
F	Sources (Cash basis)	July	August	September	October	November	December	January	February	March	April	May	June	YTD
	Replenishment Assessment	52,352,660	2,466,072	53,761	10,255	318	78,805	42,470,613	963,520	27,348	4,476	-	-	98,427,828
	Basin Equity Assessment	-	1,472,222	1,688,182	1,229,428	4,365	-	-	-	3,320	-	(794)	-	4,396,722
	Property Taxes	258,422	35,581	550,107	129,144	4,062,589	7,892,393	1,727,363	48,206	1,545,601	6,482,652	505,424	-	23,237,483
	Other Taxes	-	-	-	-	-	-	2,467,910	-	-	-	-	1,231,427	3,699,337
	Annexation	-	-	-	-	-	1,009,683	1,046,367	-	-	-	-	-	2,056,050
	GAP	281,401	107,085	477,107	190,398	457,021	42,081	259,454	11,188	153,634	70,228	193,619	-	2,243,215
	In-Lieu	-	-	543,034	1,166,301	8,578,799	6,811,526	8,355,187	2,442,027	4,534,061	-	121,218	-	32,552,151
	CUP	-	-	-	-	-	-	-	-	-	-	-	-	-
	Notes Receivable	14,249	-	99,935	-	-	76,825	-	-	-	-	-	-	191,009
	Commercial Paper	-	-	-	-	-	-	-	40,000,000	-	-	-	-	40,000,000
	GWRS Water Delivery	3,582	3,446	-	5,334	10,072	-	9,535	4,874	3,194	4,506	3,373	-	47,916
	LRP Subsidy	-	-	489,820	1,089,980	984,855	1,021,736	-	1,042,584	1,081,075	2,045,832	714,118	-	8,470,000
	State Loan	536,020	-	-	-	-	-	-	329,322	1,336,204	-	-	-	2,201,546
	Grants/Project Reimb.	853,602	-	-	-	-	-	-	15,000	-	-	-	-	868,602
	Interest & Investment Income	132,793	102,595	53,611	215,528	44,002	54,986	210,606	71,104	78,507	254,426	58,602	-	1,276,760
	Other Sources (rent, medical premium, NWRI, misc.)	271,669	142,923	754,795	264,319	125,453	3,523,226	165,473	258,863	177,569	362,172	151,873	-	6,198,333
	<b>Total Sources</b>	<b>54,704,397</b>	<b>4,329,923</b>	<b>4,710,351</b>	<b>4,300,686</b>	<b>14,267,473</b>	<b>20,511,260</b>	<b>56,712,508</b>	<b>45,186,688</b>	<b>8,940,512</b>	<b>9,224,292</b>	<b>2,978,859</b>	<b>-</b>	<b>225,866,950</b>
F-1	<b>Disbursements (Cash basis)</b>													
	Water Purchase	5,705,798	5,584,920	5,871,874	6,022,738	5,546,158	5,497,192	372,399	44,736,821	1,211,743	337,977	343,497	-	81,231,119
	Water Production	1,619,278	2,453,302	1,786,501	546,526	1,640,432	1,690,126	2,584,384	1,115,877	1,810,093	1,780,681	2,244,249	-	19,271,449
	Payroll	2,090,946	3,202,949	2,130,704	2,126,367	2,078,969	2,090,893	3,245,444	2,227,438	2,194,803	2,107,123	2,100,614	-	25,596,249
	Construction (GWRSFE)	8,885	86,463	-	147,668	317,665	-	462,550	437,505	21,251	732,340	998,919	-	3,213,246
	CIP	1,069,376	971,416	512,057	827,992	1,553,360	617,898	1,433,602	1,821,653	783,476	2,197,102	2,096,925	-	13,884,857
	R&R Projects	127,445	1,760,724	359,104	1,726,698	444,061	160,377	495,389	261,412	173,156	307,521	232,511	-	6,048,397
	New Equipment	71,079	17,613	4,416	74,304	22,348	107,123	(7,182)	13	27,403	20,651	15,367	-	353,135
	Debt Service COPS	236,870	4,616,350	259,925	372,620	122,841	279,025	264,945	4,078,744	247,843	251,219	296,145	-	11,026,528
	Debt Service State Loans	-	-	202,771	-	-	6,840,074	9,440,237	-	381,428	181,713	980,382	-	18,026,605
	Commercial Paper	60,582	40,683	38,408	3,770	36,869	-	3,999,516	-	81,291	143,293	-	-	4,404,411
	Bond Administration Cost	135,920	-	-	22,597	110,032	-	24,540	111,241	12,717	141,722	417	-	559,186
	All Other General Fund Disbursements	1,974,742	2,790,387	1,442,643	1,719,006	1,983,956	1,731,157	1,462,880	1,451,106	2,237,865	1,279,272	1,394,462	-	19,467,476
	<b>Total Disbursements</b>	<b>13,100,921</b>	<b>21,524,806</b>	<b>12,608,403</b>	<b>13,598,286</b>	<b>13,856,690</b>	<b>19,013,865</b>	<b>23,778,703</b>	<b>56,241,811</b>	<b>9,183,068</b>	<b>9,480,616</b>	<b>10,703,489</b>	<b>-</b>	<b>203,082,659</b>

Note: Sources and Uses of district funds reflect both operating and capital funds. Operating funds consist of annual operating revenues or cash reserves.

**Orange County Water District  
Sources of Funds  
for the Year to Date Period Ended May 31, 2018**



**Orange County Water District  
Disbursement of Funds  
for the Year to Date Period Ended May 31, 2018**





## AGENDA ITEM SUBMITTAL

**Meeting Date:** June 14, 2018

**Budgeted:** N/A

**To:** Administration/Finance Issues Cte.  
Board of Directors

**Budgeted Amount:** N/A

**Cost Estimate:** N/A

**Funding Source:** N/A

**From:** Mike Markus

**Program/Line Item No:** N/A

**General Counsel Approval:** N/A

**Engineers/Feasibility Report:** N/A

**Staff Contact:** R. Fick/V. Sharma

**CEQA Compliance:** N/A

**Subject:** INVESTMENT PORTFOLIO HOLDINGS REPORTS (April 2018)

---

### SUMMARY

The District's monthly Investment Portfolio Holdings Report is provided for Committee review.

Attachment(s): Investment Portfolio Holdings Reports dated April 30, 2018.

### RECOMMENDATION

Agendize for June 20 Board meeting: Receive and file the Investment Portfolio Holdings Reports dated April 30, 2018.

### BACKGROUND/ANALYSIS

The Investment Portfolio Holdings Report is a list of each of the District's fixed income investments and provides the market value at the end of each month. All securities within the District's Investment Portfolio are in compliance with the District's Statement of Investment Policy. The District's portfolio maturities provide cash liquidity sufficient to meet the District's projected six-month expenditures (as required by Government Code Section 53646).

Highlights of the current and previous report:

Description	Prior Month	Current Month
SWAP Value (in Citi's favor)	\$14,320,651	\$13,257,824
Required Collateral	\$0	\$0
Duration/Maturity	502 Days or 1.38years	490 Days or 1.34years
Rate of Return/Yield	1.603%	1.701%

- The yield on the one-year Treasury note as of the month end is at 2.24%; two-year at 2.49% and the five-year at 2.79%
- The last Federal Open Market Committee (FOMC) meeting was held on May 1-2, 2018. The FOMC kept the Federal funds rate in the range of 1.50% to 1.75%. This is the rate prime banks lend to each other.

**Orange County Water District  
Investment Portfolio Holdings Report**

04/30/18

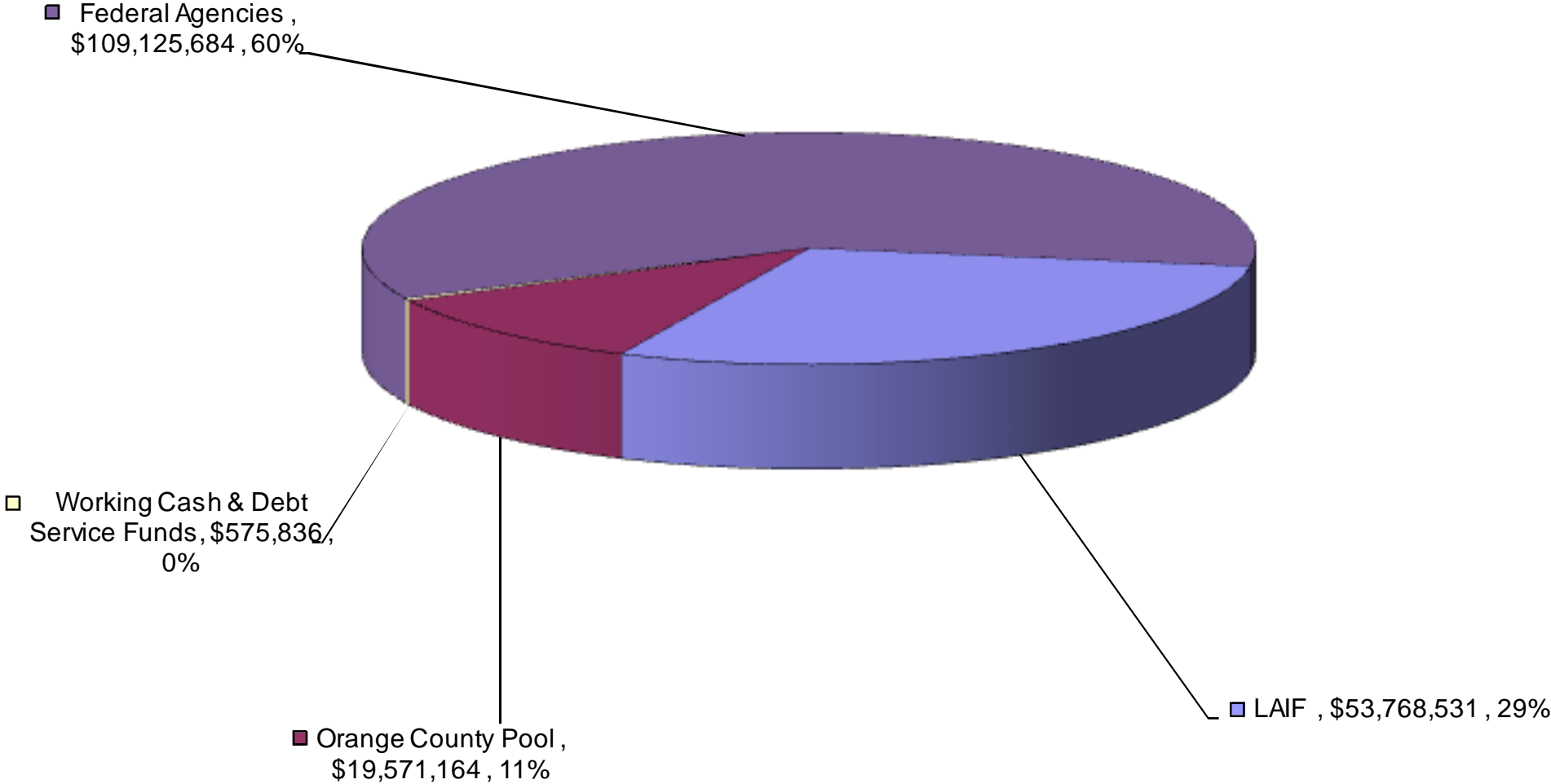
TRADE DATE	PURCHASE DATE	NEXT CALL	MATURITY DATE	RATING	INVESTMENT TYPE	ISSUER	INSTITUTION OR ISSUER	PAR AMOUNT	DISCRATE or COUPON	YIELD TO MATURITY	ORIGINAL COST	MARKET VALUE 4/30/2018	Portfolio %	CUSIP NUMBER	
<b>Investment Pools</b>															
Local Agency Invest Fund (LAIF)															
Orange County Invest Pool (OCIP)															
04/22/16	04/28/16	07/28/18	04/28/21	AA+/Aaa	FHLMC - qtrly call on/after 10/28/16	Freddie Mac - Step	State of California Treasury	\$3,000,000	1.375%	1.661%	\$53,768,531	\$53,768,531	29.47%	3134GBXX2	
07/15/16	07/26/16	07/26/18	07/26/19	AA+/Aaa	FHLMC - qtrly call on/after 10/26/16	Freddie Mac	County of Orange	\$19,571,164	(APR rate)	1.398%	\$19,571,164	\$19,571,164	10.73%	3134G9075	
08/09/16	08/25/16	05/23/18	08/23/19	AA+/Aaa	FHLMC - qtrly call on/after 11/23/16	Freddie Mac		\$3,000,000	1.250%		\$2,997,000	\$2,942,850		3134GA0F1	
10/24/16	10/31/16	07/27/18	04/27/20	AA+/Aaa	FHLMC - qtrly call on/after 4/27/17	Freddie Mac - Step		\$3,000,000	1.300%		\$3,000,000	\$2,957,760		3134GAF1	
01/13/17	01/20/17	07/27/18	04/27/20	AA+/Aaa	FHLMC - qtrly call on/after 4/27/17	Freddie Mac - Step		\$5,000,000	1.250%		\$5,000,000	\$4,937,350		3134GAVD3	
04/20/17	04/26/17	07/26/18	04/26/21	AA+/Aaa	FHLMC - qtrly call on/after 10/26/17	Freddie Mac		\$3,000,000	1.750%		\$3,000,000	\$2,962,770		3134GAS21	
08/21/17	04/27/17	06/21/18	09/21/20	AA+/Aaa	FHLMC - qtrly call on/after 7/26/17	Freddie Mac		\$3,000,000	1.750%		\$3,000,000	\$2,928,060		3134GBU79	
07/13/17	07/27/17	07/27/18	04/27/21	AA+/Aaa	FHLMC - qtrly call on/after 10/27/17	Freddie Mac		\$3,000,000	1.875%		\$3,000,000	\$2,916,810		3134GBR49	
08/23/17	08/28/17	05/28/18	08/28/20	AA+/Aaa	FHLMC - qtrly call on/after 2/28/18	Freddie Mac		\$3,000,000	2.000%		\$3,000,000	\$2,929,550		3134GBS68	
10/03/17	10/27/17	07/27/18	07/27/21	AA+/Aaa	FHLMC - qtrly call on/after 4/27/18	Freddie Mac		\$3,000,000	1.700%		\$3,000,000	\$2,934,720		3134GBY09	
01/04/18	01/26/18	07/26/18	07/26/21	AA+/Aaa	FHLMC - qtrly call on/after 4/26/18	Freddie Mac		\$3,000,000	2.220%		\$3,000,000	\$2,928,080		3134GBB33	
5/07 & 5/10	05/30/13	05/25/18	05/25/18	AA+/Aaa	FNMA - qtrly call on/after 11/25/13	Fannie Mae		\$6,000,000	1.050%		\$5,997,900	\$5,997,240	20.43%	3135G0XK4	
07/25/16	07/29/16	07/26/18	07/26/19	AA+/Aaa	FNMA - qtrly call on/after 10/26/16	Fannie Mae		\$3,000,000	1.250%		\$3,000,000	\$2,957,760		3136G3D51	
07/15/16	07/18/16	06/23/18	12/23/19	AA+/Aaa	FNMA - qtrly call on/after 12/23/16	Fannie Mae		\$3,410,472	1.250%		\$2,957,700	\$2,957,700		3135G0N25	
10/24/16	10/25/16	06/30/18	03/30/20	AA+/Aaa	FNMA - qtrly call on/after 3/30/17	Fannie Mae		\$5,000,000	1.500%		\$4,999,000	\$4,886,500	11.04%	3136G3RP2	
11/04/16	11/07/16	cont.	09/30/21	AA+/Aaa	FHFB - call on/after 12/31/16	Federal Home Loan Bank		\$1,100,000	1.500%		\$1,098,625	\$1,052,777		3130A9MG3	
07/20/17	07/21/17	cont.	07/13/20	AA+/Aaa	FHFB - call on/after 10/13/17	Federal Home Loan Bank		\$3,000,000	1.750%		\$2,999,700	\$2,946,510		3130ABNV4	
08/23/17	08/30/17	05/24/18	02/24/21	AA+/Aaa	FHFB - qtrly call on/after 11/24/17	Federal Home Loan Bank		\$3,000,000	1.800%		\$3,000,000	\$2,918,820		3130ACBL3	
10/05/17	10/26/17	07/26/18	10/26/22	AA+/Aaa	FHFB - qtrly call on/after 1/26/18	Federal Home Loan Bank - Step		\$3,000,000	2.82%		\$3,000,000	\$2,981,490		3130ACCL7	
10/23/17	10/30/17	07/26/18	10/26/22	AA+/Aaa	FHFB - qtrly call on/after 1/26/18	Federal Home Loan Bank - Step		\$3,000,000	2.000%		\$3,000,000	\$2,946,660		3130ACQ64	
01/18/18	01/25/18	01/25/19	01/25/19	AA+/Aaa	FHFB - call on/after 01/25/19	Federal Home Loan Bank		\$3,000,000	2.800%		\$3,000,000	\$2,961,840		3130ADG44	
01/18/18	01/26/18	07/26/18	01/26/21	AA+/Aaa	FHFB - qtrly call on/after 4/26/18	Federal Home Loan Bank		\$3,000,000	2.300%		\$3,000,000	\$2,961,990		3130ADG30	
01/04/18	01/29/18	01/29/19	01/29/20	AA+/Aaa	FHFB - qtrly call on/after 1/29/19	Federal Home Loan Bank		\$3,000,000	2.200%		\$3,000,000	\$2,963,440		3130ADG26	
01/23/18	01/30/18	07/30/20	07/30/20	AA+/Aaa	FHFB - qtrly call on/after 1/30/19	Federal Home Loan Bank		\$3,000,000	2.170%		\$2,998,500	\$2,967,690		3130ADF98	
04/10/18	04/11/18	10/01/18	07/01/18	AA+/Aaa	FHFB - discount note	Federal Home Loan Bank		\$5,000,000	1.700%		\$4,975,208	\$4,978,300	18.98%	313385ZU3	
04/10/18	04/11/18	10/02/18	10/02/18	AA+/Aaa	FHFB - discount note	Federal Home Loan Bank		\$5,000,000	1.875%		\$4,954,688	\$4,954,688		313385H90	
07/11/16	07/12/16	cont.	07/12/16	AA+/Aaa	FFCB - call on/after 10/12/16	Federal Farm Credit Bank		\$3,000,000	1.080%		\$2,996,400	\$2,950,530		3133EGLC7	
07/18/16	07/18/16	cont.	10/18/19	AA+/Aaa	FFCB - call on/after 10/18/16	Federal Farm Credit Bank		\$3,000,000	1.196%		\$2,998,500	\$2,941,800		3133EGLD5	
09/11/17	09/13/17	cont.	12/06/21	AA+/Aaa	FFCB - call on/after 12/06/17	Federal Farm Credit Bank		\$3,000,000	1.930%		\$3,000,000	\$2,917,800		3133EHXW0	
04/25/17	04/27/17	cont.	04/20/21	AA+/Aaa	FFCB - call on/after 4/20/18	Federal Farm Credit Bank		\$3,000,000	1.930%		\$2,997,000	\$2,924,070		3133EHG22	
08/23/17	08/24/17	cont.	11/01/21	AA+/Aaa	FFCB - call on/after 11/01/17	Federal Farm Credit Bank		\$2,500,000	2.000%		\$2,500,000	\$2,438,575		3133EHTE3	
08/30/17	08/30/17	cont.	04/05/22	AA+/Aaa	FFCB - call on/after 10/05/17	Federal Farm Credit Bank		\$3,000,000	2.000%		\$3,000,000	\$2,893,830		3133EHQG1	
<b>Total Federal Agencies</b>															
								\$111,000,000			\$110,922,993	\$109,125,694	59.87%		
<b>Restricted/Debt Service Funds:</b>								\$184,339,695		1.701%	\$184,262,688	\$182,465,379	100%		
Certificate Payment Fund								\$3		1.410%		\$3			
Interest Fund								\$0		0.000%		\$0			
Interest Fund								\$305		1.320%		\$305			
								\$184,340,003				\$182,465,687			
OCWD - Petty Cash												\$2,700			
Bank Balance (unreconciled)										0.010%		\$317,012			
Bank Balance (unreconciled)										0.000%		\$255,816			
<b>Total</b>											\$183,041,215				

Fair Market Value Adj.	
Unrestricted	(1,384,392)
Restricted	15,842
Investment Income	1,999,752
Unrestricted	642
Restricted	
Total per C/L	631,843

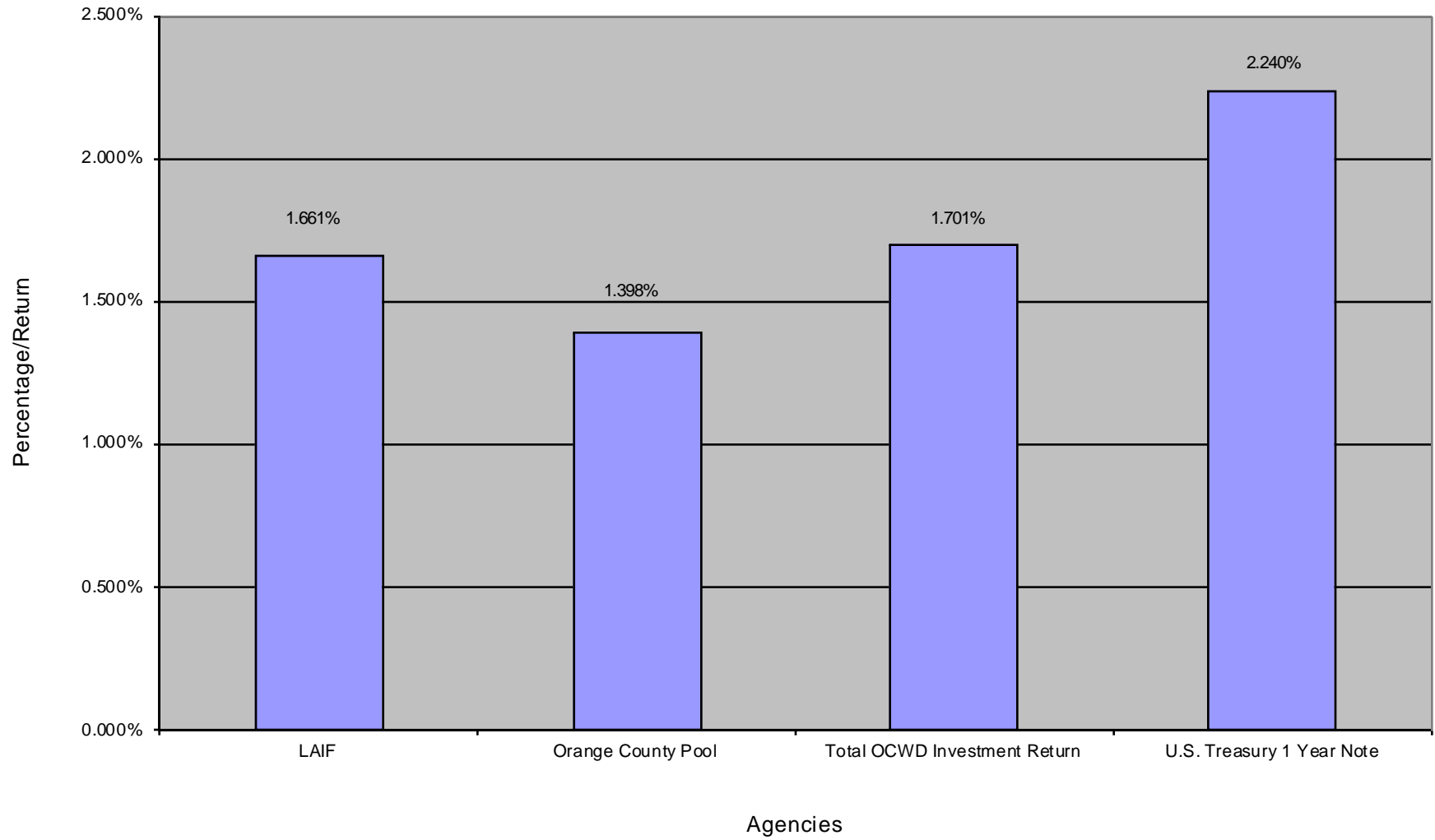
(1) Market value is as of the most recent quarter-end/month-end as reported by LAIF/OCIP/FCB. Security values are provided by Bloomberg Financial Markets and/or Union Bank Investment Services. Note: This Investment Summary Report is in conformity with OCWD's Investment Policy and provides sufficient liquidity to meet the next six months estimated expenditures.



# OCWD - Investment Portfolio as of April 30, 2018

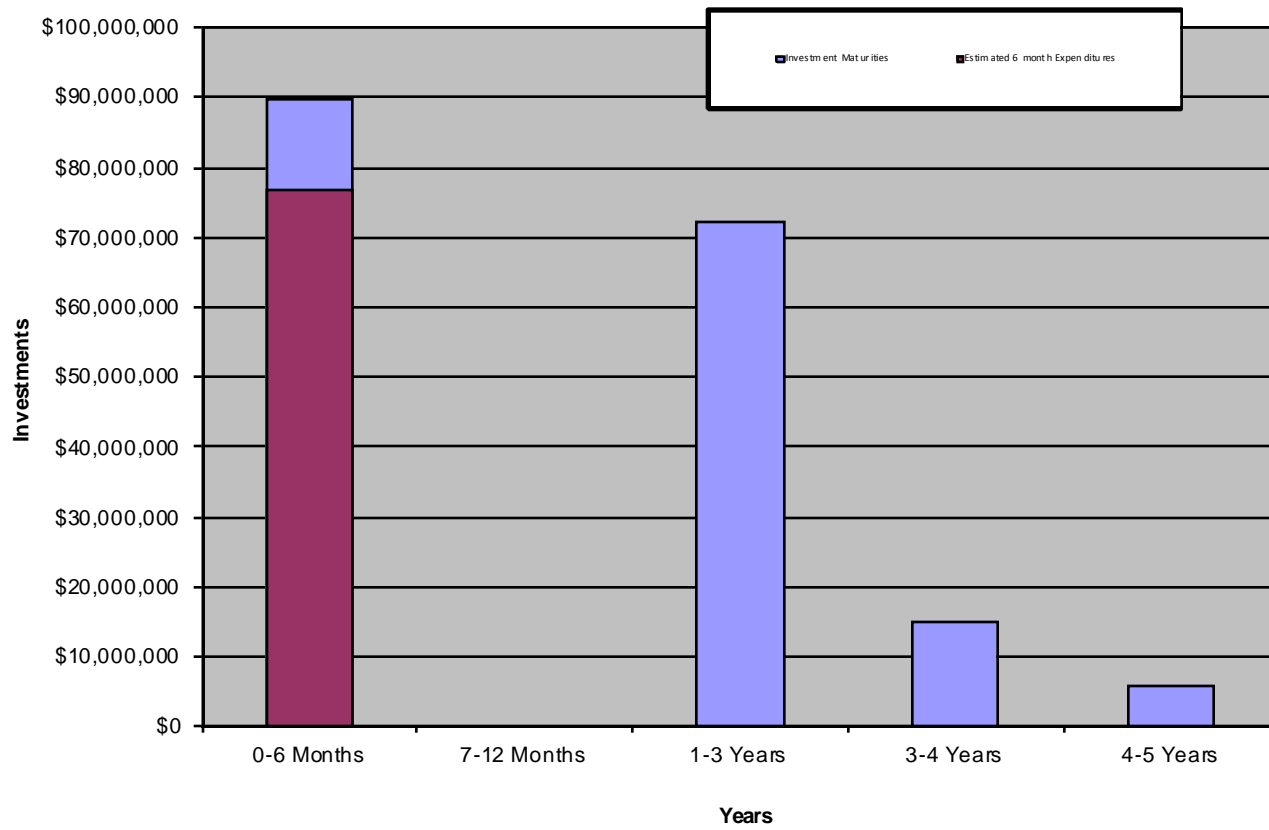


### OCWD - Investment Return Comparison for the Month Ended 04/30/18



Note: LAIF and Orange County Pool rates are as of April 30, 2018.

### OCWD - Investment Maturities as of April 30, 2018





## AGENDA ITEM SUBMITTAL

**Meeting Date:** June 14, 2018

**Budgeted:** N/A

**To:** Administration/Finance Issues Cte.  
Board of Directors

**Budgeted Amount:** N/A

**Cost Estimate:** N/A

**Funding Source:** N/A

**From:** Mike Markus

**Program/Line Item No:** N/A

**General Counsel Approval:** N/A

**Engineers/Feasibility Report:** N/A

**Staff Contact:** R. Fick/V. Sharma

**CEQA Compliance:** N/A

**Subject:** INVESTMENT PORTFOLIO HOLDINGS REPORTS (May 2018)

---

### SUMMARY

The District's monthly Investment Portfolio Holdings Report is provided for Committee review.

Attachment(s): Investment Portfolio Holdings Reports dated May 31, 2018.

### RECOMMENDATION

Agendize for June 20 Board meeting: Receive and file the Investment Portfolio Holdings Reports dated May 31, 2018.

### BACKGROUND/ANALYSIS

The Investment Portfolio Holdings Report is a list of each of the District's fixed income investments and provides the market value at the end of each month. All securities within the District's Investment Portfolio are in compliance with the District's Statement of Investment Policy. The District's portfolio maturities provide cash liquidity sufficient to meet the District's projected six-month expenditures (as required by Government Code Section 53646).

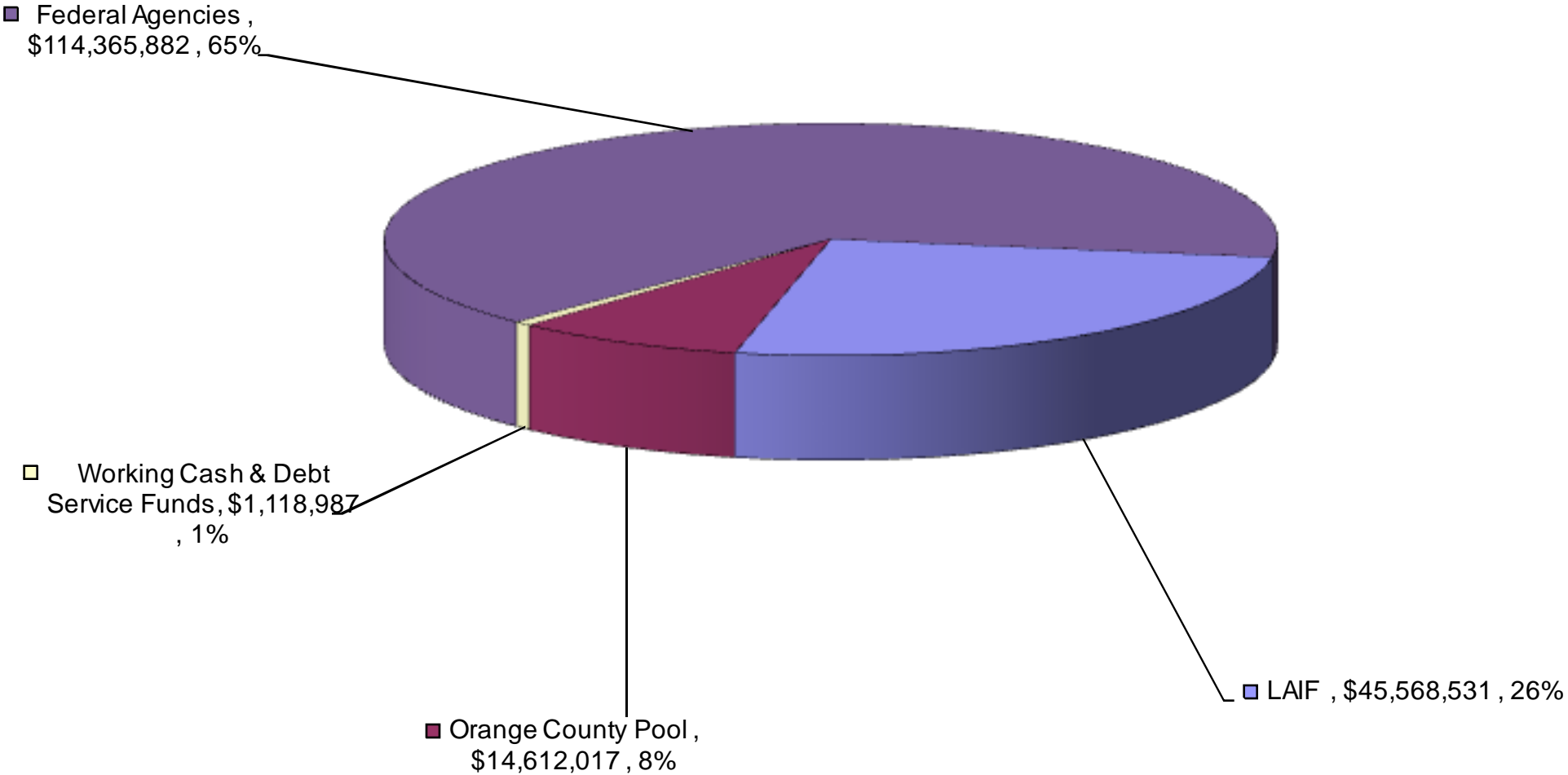
Highlights of the current and previous report:

Description	Prior Month	Current Month
SWAP Value (in Citi's favor)	\$13,257,824	\$13,655,708
Required Collateral	\$0	\$0
Duration/Maturity	490 Days or 1.34years	500 Days or 1.37years
Rate of Return/Yield	1.701%	1.751%

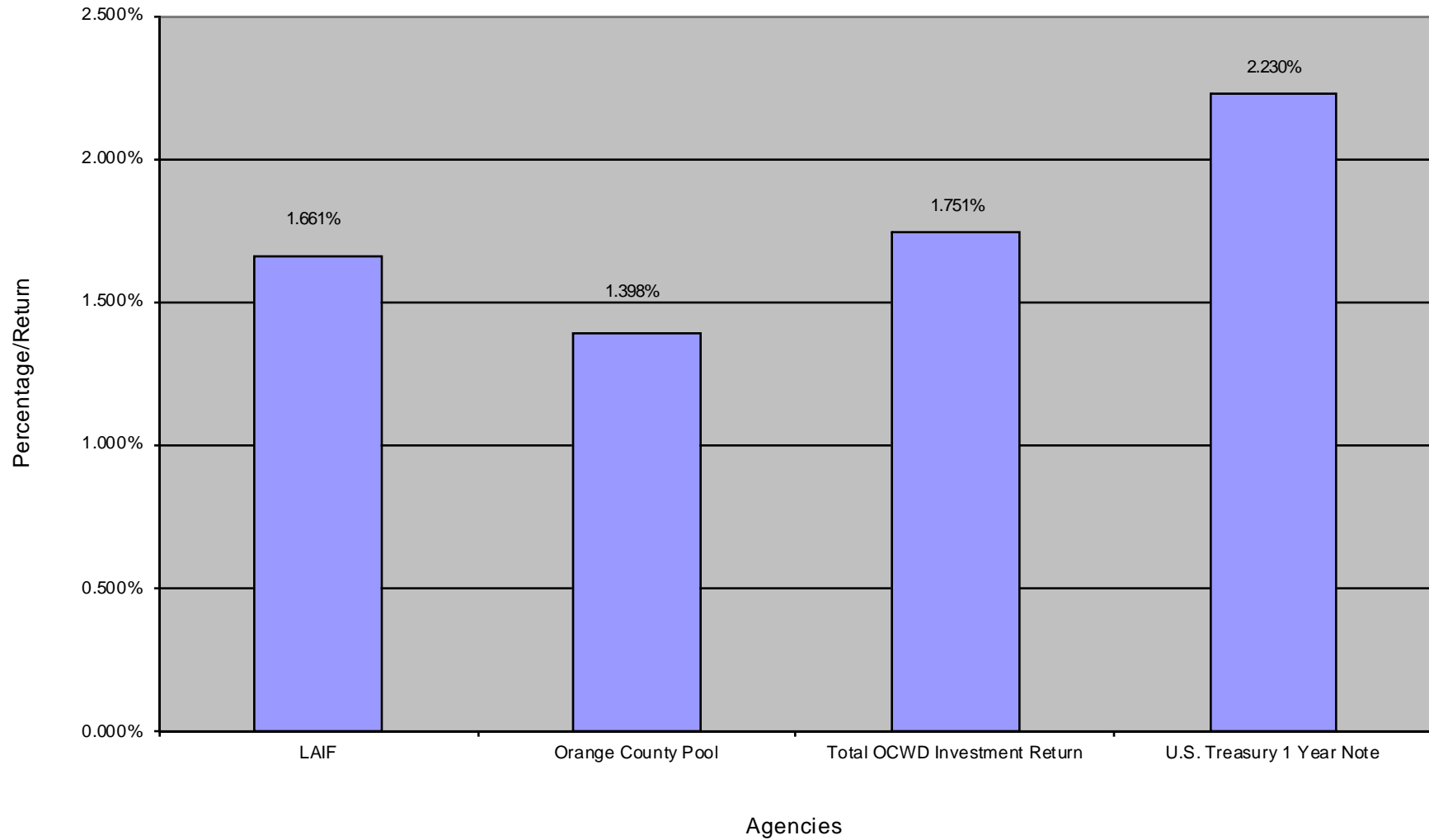
- The yield on the one-year Treasury note as of the month end is at 2.23%; two-year at 2.40% and the five-year at 2.68%
- The last Federal Open Market Committee (FOMC) meeting was held on May 1-2, 2018. The FOMC kept the Federal funds rate in the range of 1.50% to 1.75%. This is the rate prime banks lend to each other.



# OCWD - Investment Portfolio as of May 31, 2018



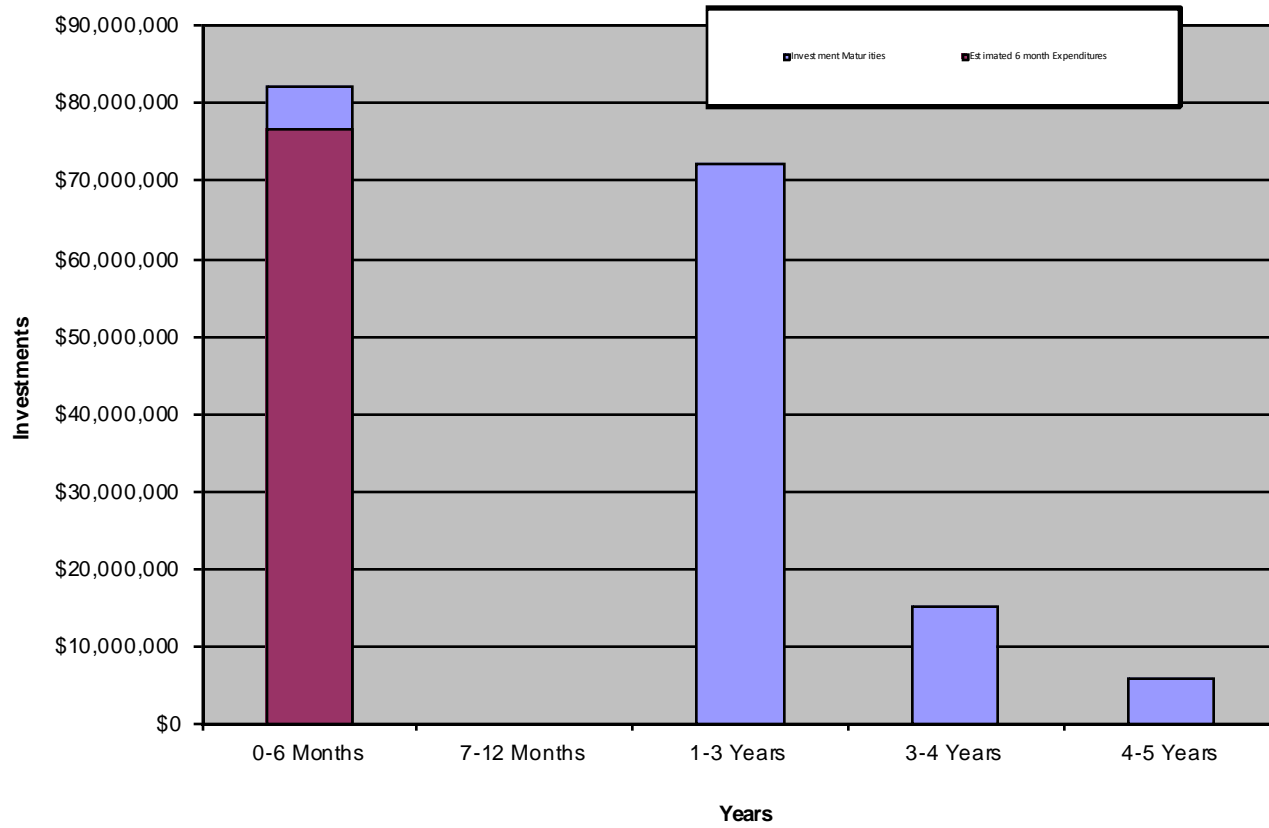
### OCWD - Investment Return Comparison for the Month Ended 05/31/18



Note: LAIF and Orange County Pool rates are as of April 30, 2018.



**OCWD - Investment Maturities  
as of May 31, 2018**





## AGENDA ITEM SUBMITTAL

**Meeting Date:** June 14, 2018

**To:** Administration/Finance Issues Cte.  
Board of Directors

**From:** Mike Markus

**Staff Contact:** M. Markus

**Budgeted:** Yes

**Budgeted Amount:** \$39,500

**Cost Estimate:** \$31,975

**Funding Source:** General Fund

**Program/Line Item No.** 1010.53001

**General Counsel Approval:** N/A

**Engineers/Feasibility Report:** N/A

**CEQA Compliance:** N/A

**Subject: AGREEMENT TO LILLESTRAND LEADERSHIP CONSULTING FOR  
STAFF LEADERSHIP DEVELOPMENT**

---

### SUMMARY

Executive management believes that it would be beneficial to the organization to provide individualized leadership training to 7 employees who are at the executive management or mid-management/supervisory level. This training will help these individuals focus on identifying and developing the practices they need for making their optimum contribution to the organization.

Attachment(s): Lillestrand Leadership Consulting proposal

### RECOMMENDATION

Agendize for June 20 Board meeting: Approve and authorize execution of Agreement to Lillestrand Leadership Consulting for an amount not to exceed \$31,975 for staff leadership development

### BACKGROUND/ANALYSIS

The District has used the services of Loren Lillestrand in the past to provide staff members coaching as well as leadership and management training. His services have been very useful and beneficial in each endeavor, and he possesses a keen insight of the District and its activities.

This proposal is to provide individual leadership consulting for 2 employees who are at the mid-management or supervisory level to help them improve their leadership skills. The process involves each individual, and some of their peers, completing a standardized test, which will assess 6 key leadership areas consisting of (1) creating a vision; (2) developing followership; (3) implementing the vision; (4) follow-through; (5) achieving results; and (6) team play. A report will then be generated, which will help each individual gain insights into their current leadership practices. It will help them understand how their behavior helps or hinders their effectiveness in their leadership role. After the assessment, each individual will receive one-on-one feedback on the results and what they can do to improve their leadership skills. Each individual will also meet, at a minimum, of 2 hours per quarter with the consultant for feedback and coaching.

The two new staff participants would be Alexander Kaipukhia (Information Services Supervisor) and Juliette Gutierrez (Geographic Information Supervisor Supervisor).

An additional segment of the program will focus on revisiting and refreshing the past personal development direction plans of employees that have participated in the program and then provide one-on-one coaching to help move those updated development plans forward. It is envisioned that a series of 2-hour coaching sessions will be conducted in service of that focal point. The frequency of each coaching session will vary from once a quarter to twice a year depending in the individual's situation.

The six continuing staff participants would be John Bonsangue, Melissa Hill, Melissa Ochoa, Christina Fuller, Pat Versluis and Lily Sanchez.

Executive management believes that this training will be very beneficial to the employees, which in turn will directly benefit the District.

#### PRIOR RELEVANT BOARD ACTION(S)

June 21, 2017, R17-6-91 – Authorize agreement to Lillestrand Leadership Consulting for an amount not to exceed \$39,500 for staff leadership development

June 15, 2016, R16-6-84 - Authorize agreement to Lillestrand Leadership Consulting for an amount not to exceed \$39,500 for staff leadership development

June 17, 2015, R15-6-87 – Authorize agreement to Lillestrand Leadership Consulting for an amount not to exceed \$39,500 for staff leadership development

June 18, 2014, R14-6-90 – Authorize agreement to Lillestrand Leadership Consulting for an amount not to exceed \$39,500 for staff leadership development

August 21, 2013, R13-8-108 - Authorize agreement to Lillestrand Leadership Consulting for an amount not to exceed \$39,500 for staff leadership development

July 18, 2012, R12-7- 90 - Authorize agreement to Lillestrand Leadership Consulting for an amount not to exceed \$39,500 for staff leadership development

July 20, 2011, R11-7-109 - Authorize agreement to Lillestrand Leadership Consulting for an amount not to exceed \$39,500 for staff leadership development



## LEADERSHIP DEVELOPMENT PROPOSAL ORANGE COUNTY WATER DISTRICT 2018-2019

### **Introduction**

Every organization, or organizational unit, is a direct reflection of the leadership it's been given, for benefit or for harm. The effective practices of leaders move the organization and its team members towards realizing the vision, and in a manner that honors the organization's values while simultaneously building up those they lead. The ineffectual and/or harmful practices of the leader yield the opposite.

Typically, organizations dedicate their most significant per person compensation and benefits packages for their leaders. It follows that making a further investment in their development is wise—especially when that development investment is focused upon identifying and developing the practices each leader needs for making their optimum contribution to the achieving the organization's vision.

Lillestrand Leadership Consulting has a long history of developing an organization's leadership for increased effectiveness. Orange County Water District has a long history of providing assessment and coaching resources to help optimize their leaders' contribution. It is to this end that this initiative is devoted. The focus of this leadership development initiative is two-fold.

### **I. LEA 360 Participants**

#### **Process Overview**

The LEA 360 assessment and coaching segment of this initiative will be focused on two leaders, namely, Alexander Kaipukhia and Juliette Gutierrez. The process involves the individual and a few observers (e.g., their boss, their direct reports and a few peers) completing a standardized assessment inventory (i.e., test). The inventory assesses 22 distinct practices related to the six key leadership areas of (1) creating a vision; (2) developing followership, (3) implementing the vision, (4) follow-through, (5) achieving results and (6) team play. A report is generated from this input.

The report provides the individual leader with objective, persuasive insights into their current leadership practices. It helps leaders understand how their behaviour helps or hinders their effectiveness in their leadership role. The report, combined with the guidance of the leadership coach, creates a clear, non-threatening process for forming a customized development direction with specific developmental activities for each individual leader.

These activities are tracked and facilitated by periodic one-on-one sessions with the leadership coach. There is a flat fee of \$475 for each MRG LEA 360 Assessment or a total of \$950 for both participants. This process also involves a series of 1.5 - 2 hours coaching sessions per participant which will require four 8-hour days (which includes a half day of project preparation) at \$3,200 per day or \$12,800. Therefore, the total LEA 360 Assessment and Coaching process is \$13,750 (i.e., \$950 + \$12,800).

## **II. Ongoing –Previous LEA 360 Participants**

In keeping with the reality that every organization or organizational unit is a direct reflection of its leadership, it follows that making a further investment in the development of previous LEA 360 participants is wise—especially when that development investment is focused upon optimizing the impact of previous leadership development efforts.

The Ongoing segment of this initiative will be focused on providing periodic coaching sessions to previous LEA 360 participants as directed by Mike Markus including periodic GM update meetings. Candidates for this ongoing coaching are John Bonsangue, Melissa Hill, Melissa Ochoa, Lily Sanchez and Pat Versluis. It is anticipated that the frequency will vary from once a month to twice a year depending on each individual's situation. When combined with incidental costs (e.g., mileage at the current IRS rate) the total cost of this segment is \$18,225 which when combined with the LEA 360 portion brings the total cost of the initiative a not-to-exceed amount of \$31,975.

As always, it is a distinct privilege to serve you,

*Loren Lillestrand*

**Loren Lillestrand**

**Lillestrand Leadership Consulting**

**<http://www.lillestrand.com>; 909-496-9060**



## AGENDA ITEM SUBMITTAL

**Meeting Date:** June 14, 2018

**To:** Administration/Finance Issues Cte.  
Board of Directors

**From:** Mike Markus

**Staff Contact:** R. Fick / M. Ochoa

**Budgeted:** N/A

**Budgeted Amount:** N/A

**Cost Estimate:** N/A

**Funding Source:** N/A

**Program/Line Item No.:** N/A

**General Counsel Approval:** N/A

**Engineers Report:** N/A

**CEQA Compliance:** N/A

**Subject: PENSION PLAN AUDIT REPORTS FOR OCWD 401(a) MONEY PURCHASE PLAN AND 457(b) DEFERRED COMPENSATION PLAN**

---

### SUMMARY

Attached are the District's Money Purchase Plan comparative audited financial statements for the calendar year ending December 31, 2017. As required by the U.S. Department of Labor, the District's 401(a) Money Purchase Plan is audited on an annual basis. Also, attached are the District's 457(b) Deferred Compensation Plan comparative audited financial statements for the same period.

#### Attachment(s):

- 401(a) Report on Internal Controls
- 457(b) Report on Internal Controls
- 401(a) Audit Communication Letter
- 457(b) Audit Communication Letter
- 401(a) Money Purchase Plan Audit Report
- 457(b) Deferred Compensation Plan Audit Report

### RECOMMENDATION

Agendize for June 20 Board meeting:

- 1) Receive and file the 401(a) Money Purchase Plan Audit Report prepared by White Nelson Diehl Evans, LLP for the period ending December 31, 2017; and
- 2) Receive and file the 457(b) Deferred Compensation Plan Audit Report prepared by White Nelson Diehl Evans, LLP for the period ending December 31, 2017.

### DISCUSSION / ANALYSIS

As required by the U.S. Department of Labor, the District's Money Purchase Plan is audited on an annual basis. The District also has the assets of the District's 457(b) Deferred Compensation Plan audited at the same time.

One of the primary purposes of the audits is to ensure that the plans are being properly funded and that contributions are properly made to the individual employee retirement accounts. The audits presented here are "clean" audits which means the financial statements present fairly the net assets of the plan in all material respects and that no exceptions were found.

**PRIOR RELEVANT BOARD ACTION(S)** Annual



INDEPENDENT AUDITORS' REPORT ON INTERNAL CONTROL OVER  
FINANCIAL REPORTING AND ON COMPLIANCE AND OTHER MATTERS  
BASED ON AN AUDIT OF FINANCIAL STATEMENTS PERFORMED IN  
ACCORDANCE WITH *GOVERNMENT AUDITING STANDARDS*

The Retirement Committee  
Money Purchase Pension Plan for  
Employees of Orange County  
Water District  
Fountain Valley, California

We have audited, in accordance with auditing standards generally accepted in the United States of America and the standards applicable to financial audits contained in *Government Auditing Standards* issued by the Comptroller General of the United States, the statement of net position available for benefits and the related statement of changes in net position available for benefits of the Money Purchase Pension Plan for Employees of Orange County Water District (the Plan) as of and for the year ended December 31, 2017, and the related notes to the financial statements, which collectively comprise the Plan's basic financial statements and have issued our report thereon dated **DATE**.

**Internal Control over Financial Reporting**

In planning and performing our audit of the financial statements, we considered the Plan's internal control over financial reporting (internal control) to determine the audit procedures that are appropriate in the circumstances for the purpose of expressing our opinion on the financial statements, but not for the purpose of expressing an opinion on the effectiveness of the Plan's internal control. Accordingly, we do not express an opinion on the effectiveness of the Plan's internal control.

*A deficiency in internal control* exists when the design or operation of a control does not allow management or employees, in the normal course of performing their assigned functions, to prevent, or detect and correct, misstatements on a timely basis. *A material weakness* is a deficiency, or combination of deficiencies, in internal control, such that there is a reasonable possibility that a material misstatement of the Plan's financial statements will not be prevented, or detected and corrected on a timely basis. *A significant deficiency* is a deficiency, or a combination of deficiencies, in internal control that is less severe than a material weakness, yet important enough to merit attention by those charged with governance.

Our consideration of internal control was for the limited purpose described in the first paragraph of this section and was not designed to identify all deficiencies in internal control that might be material weaknesses or significant deficiencies. Given these limitations, during our audit, we did not identify any deficiencies in internal control that we consider to be material weaknesses. However, material weaknesses may exist that have not been identified.

## **Compliance and Other Matters**

As part of obtaining reasonable assurance about whether the Plan's financial statements are free from material misstatement, we performed tests of its compliance with certain provisions of laws, regulations, contracts, and grant agreements, noncompliance with which could have a direct and material effect on the determination of financial statement amounts. However, providing an opinion on compliance with those provisions was not an objective of our audit and, accordingly, we do not express such an opinion. The results of our tests disclosed no instances of noncompliance or other matters that are required to be reported under *Government Auditing Standards*.

## **Purpose of this Report**

The purpose of this report is solely to describe the scope of our testing of internal control and compliance and the results of that testing, and not to provide an opinion on the effectiveness of the Plan's internal control or on compliance. This report is an integral part of an audit performed in accordance with *Government Auditing Standards* in considering the Plan's internal control and compliance. Accordingly, this communication is not suitable for any other purpose.

Irvine, California

**DATE**

Preliminary Draft

INDEPENDENT AUDITORS' REPORT ON INTERNAL CONTROL OVER  
FINANCIAL REPORTING AND ON COMPLIANCE AND OTHER MATTERS  
BASED ON AN AUDIT OF FINANCIAL STATEMENTS PERFORMED IN  
ACCORDANCE WITH *GOVERNMENT AUDITING STANDARDS*

The Retirement Committee  
457(b) Deferred Compensation Plan  
of the Orange County Water District  
Fountain Valley, California

We have audited, in accordance with auditing standards generally accepted in the United States of America and the standards applicable to financial audits contained in *Government Auditing Standards* issued by the Comptroller General of the United States, the statements of net position due to participants and the related statements of changes in net position due to participants of the 457(b) Deferred Compensation Plan of the Orange County Water District (the Plan) as of and for the year ended December 31, 2017, and the related notes to the financial statements, which collectively comprise the Plan's basic financial statements and have issued our report thereon dated **DATE**.

**Internal Control over Financial Reporting**

In planning and performing our audit of the financial statements, we considered the Plan's internal control over financial reporting (internal control) to determine the audit procedures that are appropriate in the circumstances for the purpose of expressing our opinion on the financial statements, but not for the purpose of expressing an opinion on the effectiveness of the Plan's internal control. Accordingly, we do not express an opinion on the effectiveness of the Plan's internal control.

*A deficiency in internal control* exists when the design or operation of a control does not allow management or employees, in the normal course of performing their assigned functions, to prevent, or detect and correct, misstatements on a timely basis. *A material weakness* is a deficiency, or combination of deficiencies, in internal control, such that there is a reasonable possibility that a material misstatement of the Plan's financial statements will not be prevented, or detected and corrected on a timely basis. *A significant deficiency* is a deficiency, or a combination of deficiencies, in internal control that is less severe than a material weakness, yet important enough to merit attention by those charged with governance.

Our consideration of internal control was for the limited purpose described in the first paragraph of this section and was not designed to identify all deficiencies in internal control that might be material weaknesses or significant deficiencies. Given these limitations, during our audit, we did not identify any deficiencies in internal control that we consider to be material weaknesses. However, material weaknesses may exist that have not been identified.

## **Compliance and Other Matters**

As part of obtaining reasonable assurance about whether the Plan's financial statements are free from material misstatement, we performed tests of its compliance with certain provisions of laws, regulations, contracts, and grant agreements, noncompliance with which could have a direct and material effect on the determination of financial statement amounts. However, providing an opinion on compliance with those provisions was not an objective of our audit and, accordingly, we do not express such an opinion. The results of our tests disclosed no instances of noncompliance or other matters that are required to be reported under *Government Auditing Standards*.

## **Purpose of this Report**

The purpose of this report is solely to describe the scope of our testing of internal control and compliance and the results of that testing, and not to provide an opinion on the effectiveness of the Plan's internal control or on compliance. This report is an integral part of an audit performed in accordance with *Government Auditing Standards* in considering the Plan's internal control and compliance. Accordingly, this communication is not suitable for any other purpose.

Irvine, California

**DATE**

Preliminary Draft

The Retirement Committee  
Money Purchase Pension Plan for  
Employees of Orange County  
Water District  
Fountain Valley, California

We have audited the statement of net position available for benefits and the related statement of changes in net position available for benefits of the Money Purchase Pension Plan for Employees of Orange County Water District (the Plan) as of and for the year ended December 31, 2017. Professional standards require that we provide you with information about our responsibilities under generally accepted auditing standards, as well as certain information related to the planned scope and timing of our audit. We have communicated such information to you during our meeting on June 15, 2017. Professional standards also require that we communicate to you the following information related to our audit.

### **Significant Audit Findings**

#### *Qualitative Aspects of Accounting Practices*

Management is responsible for the selection and use of appropriate accounting policies. The significant accounting policies used by the Plan are described in Note 2 to the financial statements. No new accounting policies were adopted and the application of other existing policies was not changed during the year ended December 31, 2017. We noted no transactions entered into by the Plan during the year for which there is a lack of authoritative guidance or consensus. All significant transactions have been recognized in the financial statements in the proper period.

Accounting estimates are an integral part of the financial statements prepared by management and are based on management's knowledge and experience about past and current events and assumptions about future events. Certain accounting estimates are particularly sensitive because of their significance to the financial statements and because of the possibility that future events affecting them may differ significantly from those expected.

The most sensitive estimate affecting the Plan's financial statements was management's estimate of the fair value of investments that is based on quoted prices in active markets or based on inputs which are observable for the asset either directly or indirectly. We evaluated the key factors and assumptions used to develop this estimate in determining that it is reasonable in relation to the financial statements taken as a whole.

Certain financial statement disclosures are particularly sensitive because of their significant to financial statement users. The most sensitive disclosure affecting the financial statements was reported in Note 7 regarding the prior period adjustment. The financial statement disclosures are neutral, consistent, and clear.

## **Significant Audit Findings (Continued)**

### *Difficulties Encountered in Performing the Audit*

We encountered no significant difficulties in dealing with management in performing and completing our audit.

### *Corrected and Uncorrected Misstatements*

Professional standards require us to accumulate all known and likely misstatements identified during the audit, other than those that are clearly trivial, and communicate them to the appropriate level of management. Management has corrected all such misstatements. As a result of our audit related testwork, we proposed no corrections to the financial statements that, in our judgment, had a significant effect on the Plan's financial reporting process.

### *Disagreements with Management*

For purposes of this letter, a disagreement with management is a financial accounting, reporting, or auditing matter, whether or not resolved to our satisfaction, that could be significant to the financial statements or the auditors' report. We are pleased to report that no such disagreements arose during the course of our audit.

### *Management Representations*

We have requested certain representations from management that are included in the management representation letter dated **DATE**.

### *Management Consultations with Other Independent Accountants*

In some cases, management may decide to consult with other accountants about auditing and accounting matters, similar to obtaining a "second opinion" on certain situations. If a consultation involves application of an accounting principle to the Plan's financial statements or a determination of the type of auditors' opinion that may be expressed on those statements, our professional standards require the consulting accountant to check with us to determine that the consultant has all the relevant facts. To our knowledge, there were no such consultations with other accountants.

### *Other Audit Findings or Issues*

We generally discuss a variety of matters, including the application of accounting principles and auditing standards, with management each year prior to retention as the Plan's auditors. However, these discussions occurred in the normal course of our professional relationship and our responses were not a condition to our retention.

## **Restriction on Use**

This information is intended solely for the use of the Retirement Committee and management of the Plan and is not intended to be, and should not be, used by anyone other than these specified parties.

Irvine, California

**DATE**

The Retirement Committee  
457(b) Deferred Compensation  
of the Orange County Water District  
Fountain Valley, California

We have audited the statement of net position due to participants and the related statement of changes in net position due to participants of the 457(b) Deferred Compensation Plan of the Orange County Water District (the Plan) as of and for the year ended December 31, 2017. Professional standards require that we provide you with information about our responsibilities under generally accepted auditing standards, as well as certain information related to the planned scope and timing of our audit. We have communicated such information to you during our meeting on June 15, 2017. Professional standards also require that we communicate to you the following information related to our audit.

### **Significant Audit Findings**

#### *Qualitative Aspects of Accounting Practices*

Management is responsible for the selection and use of appropriate accounting policies. The significant accounting policies used by the Plan are described in Note 2 to the financial statements. No new accounting policies were adopted and the application of other existing policies was not changed during the year ended December 31, 2017. We noted no transactions entered into by the Plan during the year for which there is a lack of authoritative guidance or consensus. All significant transactions have been recognized in the financial statements in the proper period.

Accounting estimates are an integral part of the financial statements prepared by management and are based on management's knowledge and experience about past and current events and assumptions about future events. Certain accounting estimates are particularly sensitive because of their significance to the financial statements and because of the possibility that future events affecting them may differ significantly from those expected.

The most sensitive estimate affecting the Plan's financial statements was management's estimate of the fair value of investments that is based on quoted prices in active markets or based on inputs which are observable for the asset either directly or indirectly. We evaluated the key factors and assumptions used to develop this estimate in determining that it is reasonable in relation to the financial statements taken as a whole.

Certain financial statement disclosures are particularly sensitive because of their significant to financial statement users. The most sensitive disclosure affecting the financial statements was reported in Note 5 regarding the prior period adjustment. The financial statement disclosures are neutral, consistent, and clear.

## **Significant Audit Findings (Continued)**

### *Difficulties Encountered in Performing the Audit*

We encountered no significant difficulties in dealing with management in performing and completing our audit.

### *Corrected and Uncorrected Misstatements*

Professional standards require us to accumulate all known and likely misstatements identified during the audit, other than those that are clearly trivial, and communicate them to the appropriate level of management. Management has corrected all such misstatements. As a result of our audit related testwork, we proposed no corrections to the financial statements that, in our judgment, had a significant effect on the Plan's financial reporting process.

### *Disagreements with Management*

For purposes of this letter, a disagreement with management is a financial accounting, reporting, or auditing matter, whether or not resolved to our satisfaction, that could be significant to the financial statements or the auditors' report. We are pleased to report that no such disagreements arose during the course of our audit.

### *Management Representations*

We have requested certain representations from management that are included in the management representation letter dated **DATE**.

### *Management Consultations with Other Independent Accountants*

In some cases, management may decide to consult with other accountants about auditing and accounting matters, similar to obtaining a "second opinion" on certain situations. If a consultation involves application of an accounting principle to the Plan's financial statements or a determination of the type of auditors' opinion that may be expressed on those statements, our professional standards require the consulting accountant to check with us to determine that the consultant has all the relevant facts. To our knowledge, there were no such consultations with other accountants.

### *Other Audit Findings or Issues*

We generally discuss a variety of matters, including the application of accounting principles and auditing standards, with management each year prior to retention as the Plan's auditors. However, these discussions occurred in the normal course of our professional relationship and our responses were not a condition to our retention.

## **Restriction on Use**

This information is intended solely for the use of the Retirement Committee and management of the Plan and is not intended to be, and should not be, used by anyone other than these specified parties.

Irvine, California

**DATE**



**MONEY PURCHASE PENSION PLAN FOR EMPLOYEES  
OF ORANGE COUNTY WATER DISTRICT**

**FINANCIAL STATEMENTS**

**WITH REPORT ON AUDIT  
BY INDEPENDENT  
CERTIFIED PUBLIC ACCOUNTANTS**

**DECEMBER 31, 2017 AND 2016**

Preliminary Draft

MONEY PURCHASE PENSION PLAN FOR EMPLOYEES  
OF ORANGE COUNTY WATER DISTRICT

TABLE OF CONTENTS

December 31, 2017 and 2016

	<u>Page Number</u>
Independent Auditors' Report	1 - 2
Basic Financial Statements:	
Statements of Net Position Available for Benefits	3
Statements of Changes in Net Position Available for Benefits	4
Notes to Financial Statements	5 - 10

Preliminary Draft

## INDEPENDENT AUDITORS' REPORT

The Retirement Committee  
Money Purchase Pension Plan for  
Employees of Orange County  
Water District  
Fountain Valley, California

### **Report on the Financial Statements**

We have audited the accompanying statement of net position available for benefits of the Money Purchase Pension Plan for Employees of Orange County Water District (the Plan) as of December 31, 2017, the related statement of changes in net position available for benefits for the year then ended, and the related notes to the financial statements, which collectively comprise the Plan's basic financial statements as listed in the table of contents.

### **Management's Responsibility for the Financial Statements**

Management is responsible for the preparation and fair presentation of these financial statements in accordance with accounting principles generally accepted in the United States of America; this includes the design, implementation, and maintenance of internal control relevant to the preparation and fair presentation of financial statements that are free from material misstatement, whether due to fraud or error.

### **Auditors' Responsibility**

Our responsibility is to express an opinion on these financial statements based on our audit. We conducted our audit in accordance with auditing standards generally accepted in the United States of America, the standards applicable to financial audits contained in *Government Auditing Standards*, issued by the Comptroller General of the United States. Those standards require that we plan and perform the audit to obtain reasonable assurance about whether the financial statements are free from material misstatement.

An audit involves performing procedures to obtain audit evidence about the amounts and disclosures in the financial statements. The procedures selected depend on the auditors' judgment, including the assessment of the risks of material misstatement of the financial statements, whether due to fraud or error. In making those risk assessments, the auditors consider internal control relevant to the Plan's preparation and fair presentation of the financial statements in order to design audit procedures that are appropriate in the circumstances, but not for the purpose of expressing an opinion on the effectiveness of the Plan's internal control. Accordingly, we express no such opinion. An audit also includes evaluating the appropriateness of accounting policies used and the reasonableness of significant accounting estimates made by management, as well as evaluating the overall presentation of the financial statements.

We believe that the audit evidence we have obtained is sufficient and appropriate to provide a basis for our audit opinion.

## **Opinion**

In our opinion, the financial statements referred to above present fairly, in all material respects, the respective financial position of the Plan as of December 31, 2017, and respective changes in financial position for the year then ended in accordance with accounting principles generally accepted in the United States of America.

## **Emphasis of Matter**

As discussed in Note 7 to the financial statements, the net position available for benefits of the Plan was restated as of January 1, 2017. Our opinion is not modified with respect to this matter.

## **Other Matters**

### *Prior Year Audited Financial Statements*

The financial statements of the Plan as of and for the year ended December 31, 2016, were audited by other auditors whose report dated March 27, 2017, expressed an unmodified opinion on those statements. As part of our audit of the 2017 financial statements, we also audited the adjustment described in Note 7 that was applied to restate the 2016 financial statements. In our opinion, the adjustment was appropriate and has been properly applied. We were not engaged to audit, review, or apply any procedures to the 2016 financial statements of the Plan other than with respect to the adjustment noted in Note 7 and, accordingly, we do not express an opinion or any other form of assurance on the 2016 financial statements as a whole.

### *Required Supplementary Information*

Management has omitted the management's discussion and analysis that accounting principles generally accepted in the United States of America require to be presented to supplement the basic financial statements. Such missing information, although not a part of the basic financial statements, is required by the Governmental Accounting Standards Board who considers it to be an essential part of financial reporting for placing the basic financial statements in an appropriate operational, economic, or historical context. Our opinion on the basic financial statements is not affected by this missing information.

### **Other Reporting Required by Government Auditing Standards**

In accordance with *Government Auditing Standards*, we have also issued our report dated **DATE**, on our consideration of the Plan's internal control over financial reporting and on our tests of its compliance with certain provisions of laws, regulations, contracts, and grant agreements and other matters. The purpose of that report is to describe the scope of our testing of internal control over financial reporting and compliance and the results of that testing, and not to provide an opinion on the internal control over financial reporting or on compliance. That report is an integral part of an audit performed in accordance with *Government Auditing Standards* in considering the Plan's internal control over financial reporting and compliance.

Irvine, California

**DATE**

MONEY PURCHASE PENSION PLAN FOR EMPLOYEES  
OF ORANGE COUNTY WATER DISTRICT

STATEMENTS OF NET POSITION AVAILABLE FOR BENEFITS

December 31, 2017 and 2016

	2017	2016
<b>ASSETS:</b>		
Cash and investments (Note 3):		
Mutual funds	\$ 72,955,341	\$ 65,558,194
Annuities	39,707,826	31,601,277
	112,663,167	97,159,471
Receivables:		
Participant loans (Note 1f)	1,668,155	1,694,374
Employee contributions receivable	104,362	-
Employer contributions receivable	182,673	-
	1,955,190	1,694,374
<b>TOTAL ASSETS</b>	<b>114,618,357</b>	<b>98,853,845</b>
<b>CURRENT LIABILITIES:</b>		
Benefits payable	29,181	-
	29,181	-
<b>NET POSITION AVAILABLE FOR BENEFITS</b>	<b>\$ 114,589,176</b>	<b>\$ 98,853,845</b>

See accompanying notes to the basic financial statements.

MONEY PURCHASE PENSION PLAN FOR EMPLOYEES  
OF ORANGE COUNTY WATER DISTRICT

STATEMENTS OF CHANGES IN NET POSITION AVAILABLE FOR BENEFITS

For the years ended December 31, 2017 and 2016

	2017	2016
<b>ADDITIONS:</b>		
Investment income:		
Net appreciation in fair value of investments	\$ 9,807,905	\$ 2,961,800
Dividends income	765,102	756,557
Interest income	615,147	551,993
Interest income - participant loans	75,583	69,167
Capital gains	2,393,227	1,701,119
Total investment income (loss)	13,656,964	6,040,636
Participant contributions	1,141,888	1,125,175
Employer contributions	3,849,581	3,794,352
Rollover contributions	158,120	89,618
	18,806,553	11,049,781
<b>DEDUCTIONS:</b>		
Benefits paid to participants	3,357,676	4,882,012
Other expenses	1,281	2,187
	3,358,957	4,884,199
<b>NET INCREASE IN NET POSITION AVAILABLE FOR BENEFITS</b>	15,447,596	6,165,582
<b>NET POSITION AVAILABLE FOR BENEFITS:</b>		
BEGINNING OF YEAR	98,853,845	92,688,263
PRIOR PERIOD ADJUSTMENT (NOTE 7)	287,735	-
END OF YEAR	\$ 114,589,176	\$ 98,853,845

See accompanying notes to the basic financial statements.

MONEY PURCHASE PENSION PLAN FOR EMPLOYEES  
OF ORANGE COUNTY WATER DISTRICT

NOTES TO FINANCIAL STATEMENTS

December 31, 2017 and 2016

1. DESCRIPTION OF PLAN:

The following description of the Money Purchase Pension Plan for Employees of Orange County Water District (the Plan) provides only general information. Participants should refer to the Plan agreement for a more complete description of the Plan's provisions.

a. General:

The Plan is a defined contribution plan covering all general employees, officers and members of the board of directors of the Orange County Water District (the District) except an employee for whom contributions are made to any other pension or retirement benefit plan for which pension benefits have been a subject in union or group negotiations or any part-time or temporary employees. As of December 31, 2017, the Plan had a membership of 327 consisting of 234 active members and 93 terminated members. The District has a Retirement Committee made up of members of Board of Directors and District employees. The Retirement Committee makes recommendations to the Board of Directors. The Board initially established the Plan and holds authority to amend it.

b. Contributions:

First Layer

Beginning on the date of hire, each participant is required to make a mandatory contribution equal to the then current Social Security contribution requirement (7.65% for the years ended December 31, 2017 and 2016). The District is required to make a contribution in an amount equal to the then current Social Security contribution requirement (7.65% for the years ended December 31, 2017 and 2016) for the employer contribution. In addition, the District may elect in any year to contribute any portion or all of the participant's first layer contribution and the participant's first layer contribution shall be reduced by the amount so contributed by the District. The District elected to contribute 3% for the years ended December 31, 2017 and 2016, of the participant's mandatory contribution.

Second Layer

Each eligible employee shall become a participant in the second layer of contribution as of the first day of the month following completion of twelve months of covered service. The District is required to contribute 6% of the participant's total monthly compensation each month.

MONEY PURCHASE PENSION PLAN FOR EMPLOYEES  
OF ORANGE COUNTY WATER DISTRICT

NOTES TO FINANCIAL STATEMENTS (CONTINUED)

December 31, 2017 and 2016

1. DESCRIPTION OF PLAN (CONTINUED):

b. Contributions (Continued):

Voluntary Contributions

Participants may elect to make a voluntary contribution not less than 2% of compensation, and not more than an amount that would cause all contributions to exceed the lesser of the maximum allowed under Section 415(d) of the Internal Revenue Code (\$54,000 and \$53,000 for the years ended December 31, 2017 and 2016, respectively) or 25% of total compensation for the year.

c. Participant Accounts:

Each participant's account is credited with the participant's contribution, the District contributions and allocation of Plan earnings or losses and charged with and allocation of administrative expenses. Allocations are based on participant's account balances, as defined. The benefit to which a participant is entitled is the benefit that can be provided from the participant's vested account.

d. Forfeitures:

Forfeitures are used to reduce the District's second layer contribution. The forfeited non-vested accounts totaled \$33,671 and \$28,896 for the years ended December 31, 2017 and 2016, respectively. The District's contributions were reduced by \$33,832 and \$18,343 by forfeitures from nonvested accounts for the years ended December 31, 2017 and 2016, respectively.

e. Vesting:

Participants are immediately 100% vested in their contributions to the Plan and District first layer contributions. With respect to District second layer, the following vesting schedule applies:

<u>Years of Service</u>	<u>Nonforfeitable Percentage</u>
Less than 5	0%
5 or more	100%

Participants become fully vested upon termination for reason of retirement, death or disability. Nonvested benefits are forfeited by participants upon termination for any other reason.



MONEY PURCHASE PENSION PLAN FOR EMPLOYEES  
OF ORANGE COUNTY WATER DISTRICT

NOTES TO FINANCIAL STATEMENTS (CONTINUED)

December 31, 2017 and 2016

1. DESCRIPTION OF PLAN (CONTINUED):

f. Participant Loans:

Participants may borrow from their vested accounts a minimum of \$2,000 up to a maximum of \$50,000 or 50% of their vested account balance, whichever is less. The loans are secured by up to one-half (1/2) of the vested account balance in the participant's account and/or a security interest in the residence of the participant. Loans bear interest at rates ranging from 4.25% to 9.25%. The interest rate is determined at the time the loan is approved. Participant loans receivable totaled \$1,668,155 and \$1,694,374 at December 31, 2017 and 2016, respectively.

g. Payment of Benefits:

On termination of service due to death, disability or retirement, a participant may elect to receive a lump-sum amount equal to the value of the participant's vested interest in his or her account, installments based on the life expectancy of the participant or designated beneficiary as an annuity, or a combination of these methods.

2. SUMMARY OF SIGNIFICANT ACCOUNTING POLICIES:

a. Basis of Accounting:

The financial statements of the Plan were prepared under the accrual method of accounting. Contributions were recognized in the period that contributions are due. Payments to participants are recognized as deduction when due and payable under the provisions of the Plan.

b. Use of Estimates:

The financial statements are prepared in accordance with accounting principles generally accepted in the United States of America and, accordingly, include amounts that are based on management's best estimates and judgments. Accordingly, actual results could differ from the estimates.

c. Investment Valuation and Income Recognition:

The Plan's investments are stated at fair value. Quoted market prices are used to value investments. Shares of mutual funds are valued at quoted market prices which represent the net asset value of shares held by the Plan at year-end.

Purchases and sales of securities are recorded on a trade-date basis. Dividends are recorded on the ex-dividend date.

MONEY PURCHASE PENSION PLAN FOR EMPLOYEES  
OF ORANGE COUNTY WATER DISTRICT

NOTES TO FINANCIAL STATEMENTS (CONTINUED)

December 31, 2017 and 2016

3. CASH AND INVESTMENTS:

Cash and investments are held by Prudential Retirement Services, the trustee of the Plan, and consist of the following for the years ended December 31:

	2017	2016
Equity Mutual Funds:		
American Funds - American Balanced	\$ 2,632,562	\$ 2,380,408
American Funds - New Perspective	1,295,283	955,132
American Funds - Target Retirement 2010	453,371	294,464
American Funds - Target Retirement 2020	1,191,253	986,393
American Funds - Target Retirement 2030	1,333,198	1,056,437
American Funds - Target Retirement 2040	689,556	718,598
American Funds - Target Retirement 2050	100,057	37,675
Bridgeway Samll Cap Growth	1,471,310	-
Cohen & Steers Realty Shares	3,096,210	3,439,034
Columbia Small Cap Index A	359,083	371,196
Doubleline Core Fixed Income N	676,520	491,730
Dreyfus Active Mid Cap	766,796	772,191
Dreyfus Mid Cap Index	4,727,703	4,313,313
Dreyfus Natural Res A	868,579	830,772
Fidelity Advisor New Insights	-	5,172,701 *
Fidelity Low-Priced Stock	3,025,048	2,869,322
Franklin Small Cap Growth Adv	-	1,457,087
Hartford Core Equity	7,322,229 *	1,647,771
JP Morgan Equity Income Select	485,357	265,129
JP Morgan Inflation Managed Bond A	120,906	143,788
JP Morgan Mid Cap Growth A	691,760	670,947
Lazard Small Cap Instit	752,789	-
Lazard US Small-Mid Cap Equity Open	-	789,285
Massmutual Select Mid GRO A	-	1,079,833
Massmutual Select Mid GRO R4	1,215,080	-
MFS International Value Class R3	2,122,787	1,583,753
MFS Technology R3	1,899,723	1,319,784
Oppenheimer Developing Markets	1,137,373	864,311
Principal Bond Market Index Instl	2,790,769	2,996,043
Putnam Equity Income	-	4,643,394
Putnam Equity Income Y	4,904,469	-
T. Rowe Price Large Cap Core	2,192,625	-
T. Rowe Price New American Growth	4,546,769	3,842,958
T. Rowe Price US Large-Cap Core Adv	-	2,017,711
Tiaa-Cref Large-Cap Gr Idx Retire	566,330	373,716
Tocqueville Gold Fund	1,559,869	1,449,227
Vanguard Index 500	12,707,385 *	11,196,100 *
Vanguard International Growth	3,217,695	2,222,632
Victory Established Value Fund	-	1,012,977
Victory Small Company Opportunity Fund	1,161,057	1,292,382
Victory Syca Estb Cl 1	873,840	-
Total Equity Mutual Funds	72,955,341	65,558,194
Annuities - Guaranteed Income Fund	39,707,826 *	31,601,277 *
Total Plan Assets	\$ 112,663,167	\$ 97,159,471

\* - These investments represent 5% or more of the Plan's net assets available for benefits.

MONEY PURCHASE PENSION PLAN FOR EMPLOYEES  
OF ORANGE COUNTY WATER DISTRICT

NOTES TO FINANCIAL STATEMENTS (CONTINUED)

December 31, 2017 and 2016

3. CASH AND INVESTMENTS:

The Plan categorizes its fair value measurement within the fair value hierarchy established by generally accepted accounting principles. The hierarchy is based on the valuation inputs used to measure the fair value of the assets. Level 1 inputs are quoted prices in active markets for identical assets, Level 2 inputs are significant other observable inputs, and Level 3 inputs are significant unobservable inputs.

The Plan had the following recurring fair value measurements as of December 31, 2017 and December 31, 2016:

December 31, 2017

<u>Investment Type</u>	Quoted Prices Level 1	Observable Inputs Level 2	Unobservable Inputs Level 3	Total
Mutual Funds	\$ 72,955,341	\$ -	\$ -	\$ 72,955,341
Annuities				
Agency Securities	-	39,707,826	-	39,707,826
Total Levelled Investments	<u>\$ 72,955,341</u>	<u>\$ 39,707,826</u>	<u>\$ -</u>	<u>\$ 112,663,167</u>

December 31, 2016

<u>Investment Type</u>	Quoted Prices Level 1	Observable Inputs Level 2	Unobservable Inputs Level 3	Total
Mutual Funds	\$ 65,558,194	\$ -	\$ -	\$ 65,558,194
Annuities				
Agency Securities	-	31,601,277	-	31,601,277
Total Levelled Investments	<u>\$ 65,558,194</u>	<u>\$ 31,601,277</u>	<u>\$ -</u>	<u>\$ 97,159,471</u>

4. PLAN TERMINATION:

Although it has not expressed any intent to do so, the District has the right under the Plan to discontinue its contributions at any time and to terminate the Plan. In the event of Plan termination, participants will become 100% vested in their accounts.

5. TAX STATUS:

The Internal Revenue Service has determined and informed the District by a letter dated February 28, 2014, that the Plan and related trust are designed in accordance with applicable sections of the Internal Revenue Code (IRC). Although the Plan has been amended since receiving the determination letter, the Plan administrator and the Plan's tax counsel believe that the Plan is designed and is currently being operated in compliance with the applicable requirements of the IRC.

MONEY PURCHASE PENSION PLAN FOR EMPLOYEES  
OF ORANGE COUNTY WATER DISTRICT

NOTES TO FINANCIAL STATEMENTS (CONTINUED)

December 31, 2017 and 2016

6. PARTIES-IN-INTEREST:

The investments in pooled separate accounts and guaranteed interest accounts are managed by Prudential Retirement Services, which is the trustee as defined by the Plan, and; therefore, these investments qualify as party-in-interest transactions. Notes receivable from participants represent loans to employees, and therefore, also qualify as party-in-interest transactions.

7. PRIOR PERIOD ADJUSTMENT:

Net position available for benefits as of January 1, 2017 was restated as follows:

Net position available for benefits at beginning of year	\$ 98,853,845
To record contributions receivable as of December 31, 2016 that were due to the plan	<u>287,735</u>
Net position available for benefits at beginning of year, as restated	<u>\$ 99,141,580</u>

8. SUBSEQUENT EVENTS:

Events occurring after December 31, 2017, have been evaluated for possible adjustments to the financial statements or disclosure as of DATE, which is the date these financial statements were available to be issued.

**457(b) DEFERRED COMPENSATION PLAN  
OF THE ORANGE COUNTY WATER DISTRICT**

**FINANCIAL STATEMENTS**

**WITH REPORT ON AUDIT  
BY INDEPENDENT  
CERTIFIED PUBLIC ACCOUNTANTS**

**DECEMBER 31, 2017 AND 2016**

Preliminary Draft

457(b) DEFERRED COMPENSATION PLAN  
OF THE ORANGE COUNTY WATER DISTRICT

TABLE OF CONTENTS

December 31, 2017 and 2016

	<u>Page Number</u>
Independent Auditors' Report	1 - 2
Basic Financial Statements:	
Statements of Net Position Due to Participants	3
Statements of Changes in Net Position Due to Participants	4
Notes to Financial Statements	5 - 10

Preliminary Draft

## INDEPENDENT AUDITORS' REPORT

To the Retirement Committee  
457(b) Deferred Compensation Plan  
of the Orange County Water District  
Fountain Valley, California

### **Report on the Financial Statements**

We have audited the accompanying statement of net position due to participants of the 457(b) Deferred Compensation Plan of the Orange County Water District (the Plan) as of December 31, 2017, the related statement of changes in net position due to participants for the year then ended, and the related notes to the financial statements, which collectively comprise the Plan's basic financial statements as listed in the table of contents.

### **Management's Responsibility for the Financial Statements**

Management is responsible for the preparation and fair presentation of these financial statements in accordance with accounting principles generally accepted in the United States of America; this includes the design, implementation, and maintenance of internal control relevant to the preparation and fair presentation of financial statements that are free from material misstatement, whether due to fraud or error.

### **Auditors' Responsibility**

Our responsibility is to express an opinion on these financial statements based on our audit. We conducted our audit in accordance with auditing standards generally accepted in the United States of America, the standards applicable to financial audits contained in *Government Auditing Standards*, issued by the Comptroller General of the United States. Those standards require that we plan and perform the audit to obtain reasonable assurance about whether the financial statements are free from material misstatement.

An audit involves performing procedures to obtain audit evidence about the amounts and disclosures in the financial statements. The procedures selected depend on the auditors' judgment, including the assessment of the risks of material misstatement of the financial statements, whether due to fraud or error. In making those risk assessments, the auditors consider internal control relevant to the Plan's preparation and fair presentation of the financial statements in order to design audit procedures that are appropriate in the circumstances, but not for the purpose of expressing an opinion on the effectiveness of the Plan's internal control. Accordingly, we express no such opinion. An audit also includes evaluating the appropriateness of accounting policies used and the reasonableness of significant accounting estimates made by management, as well as evaluating the overall presentation of the financial statements.

We believe that the audit evidence we have obtained is sufficient and appropriate to provide a basis for our audit opinion

## **Opinion**

In our opinion, the financial statements referred to above present fairly, in all material respects, the respective financial position due to participants of the Plan as of December 31, 2017, and respective changes in financial position due to participants for the year then ended in accordance with accounting principles generally accepted in the United States of America.

## **Emphasis of Matter**

As discussed in Note 5 to the financial statements, the net position due to participants of the Plan was restated as of January 1, 2017. Our opinion is not modified with respect to this matter.

## **Other Matters**

### *Prior Year Audited Financial Statements*

The financial statements of the Plan as of and for the year ended December 31, 2016, were audited by other auditors whose report dated March 27, 2017, expressed an unmodified opinion on those statements. As part of our audit of the 2017 financial statements, we also audited the adjustment described in Note 5 that was applied to restate the 2016 financial statements. In our opinion, the adjustment was appropriate and has been properly applied. We were not engaged to audit, review, or apply any procedures to the 2016 financial statements of the Plan other than with respect to the adjustment noted in Note 5 and, accordingly, we do not express an opinion or any other form of assurance on the 2016 financial statements as a whole.

### *Required Supplementary Information*

Management has omitted the management's discussion and analysis that accounting principles generally accepted in the United States of America require to be presented to supplement the basic financial statements. Such missing information, although not a part of the basic financial statements, is required by the Governmental Accounting Standards Board who considers it to be an essential part of financial reporting for placing the basic financial statements in an appropriate operational, economic, or historical context. Our opinion on the basic financial statements is not affected by this missing information.

## **Other Reporting Required by Government Auditing Standards**

In accordance with *Government Auditing Standards*, we have also issued our report dated **DATE**, on our consideration of the Plan's internal control over financial reporting and on our tests of its compliance with certain provisions of laws, regulations, contracts, and grant agreements and other matters. The purpose of that report is to describe the scope of our testing of internal control over financial reporting and compliance and the results of that testing, and not to provide an opinion on the internal control over financial reporting or on compliance. That report is an integral part of an audit performed in accordance with *Government Auditing Standards* in considering the Plan's internal control over financial reporting and compliance.

Irvine, California

**DATE**



457(b) DEFERRED COMPENSATION PLAN  
OF THE ORANGE COUNTY WATER DISTRICT

STATEMENTS OF NET POSITION DUE TO PARTICIPANTS

December 31, 2017 and 2016

	2017	2016
<b>ASSETS:</b>		
Cash and investments (Note 3):		
Mutual funds	15,210,163	\$ 13,452,560
Annuities	8,419,384	6,526,127
Total Investments at Fair Value	23,629,547	19,978,687
Receivables:		
Employee contributions receivable	89,414	-
TOTAL ASSETS	23,718,961	19,978,687
<b>CURRENT LIABILITIES:</b>		
Benefits payable	53,081	-
NET POSITION DUE TO PARTICIPANTS	\$ 23,665,880	\$ 19,978,687

Preliminary Draft

See accompanying notes to the basic financial statements.

457(b) DEFERRED COMPENSATION PLAN  
OF THE ORANGE COUNTY WATER DISTRICT

STATEMENTS OF CHANGES IN NET POSITION DUE TO PARTICIPANTS

For the years ended December 31, 2017 and 2016

	2017	2016
ADDITIONS:		
Investment income:		
Net appreciation in fair value of investments	1,874,984	\$ 534,161
Dividends income	162,593	178,091
Interest income	131,633	112,678
Capital gains	519,661	196,063
Total investment income (loss)	2,688,871	1,020,993
Participant contributions	1,446,844	1,453,207
Rollover contributions	242,850	7,757
TOTAL ADDITIONS	4,378,565	2,481,957
DEDUCTIONS:		
Benefits paid to participants	822,966	773,479
TOTAL DEDUCTIONS	822,966	773,479
NET INCREASE IN NET POSITION DUE TO PARTICIPANTS	3,555,599	1,708,478
NET POSITION DUE TO PARTICIPANTS:		
BEGINNING OF YEAR	19,978,687	18,270,209
PRIOR PERIOD ADJUSTMENT (NOTE 5)	131,594	-
END OF YEAR	\$ 23,665,880	\$ 19,978,687

See accompanying notes to the basic financial statements.

457(b) DEFERRED COMPENSATION PLAN  
OF THE ORANGE COUNTY WATER DISTRICT

NOTES TO FINANCIAL STATEMENTS

December 31, 2017 and 2016

1. DESCRIPTION OF PLAN:

The following description of the 457(b) Deferred Compensation Plan of the Orange County Water District (the Plan) provides only general information. Participants should refer to the Plan agreement for a more complete description of the Plan's provisions.

a. General:

The Orange County Water District (District) maintains an eligible deferred compensation plan in accordance with Section 457 of the Internal Revenue Code (IRC 457). The Plan permits employees to defer a portion of their compensation until future years. Under the Plan, participants are not taxed on the deferred portion of their compensation until distributed to them; distributions may be made only at death, retirement, termination, disability or certain unforeseen emergencies. As of December 31, 2017, the Plan had a membership of 211 consisting of 165 active members and 46 terminated members.

The Plan is described in the Adoption Agreement. The Plan is available to all District employees on a voluntary basis. An employee who elects to participate must sign a participation agreement that specified the amount of the deferral and the investment options selected by the participant. The Plan currently utilized Prudential Retirement Services as its trustee.

The assets of the Plan are held in trust and administered by the Retirement Committee. The Retirement Committee is comprised of seven members and seven alternates. The sitting members of the Retirement Committee serve two year terms (expiring in alternate years) and the alternate members serve one year terms. The Retirement Committee discusses issues relating to the Plan. The Retirement Committee consults with Wolfson-Sutherland on the investments.

b. Contributions:

During each payroll period in which an employee is a participant in the Plan, the District will defer payment of the employee's compensation (as specified by the participating employee). The maximum that each participant may defer under the Plan for any taxable year shall not exceed the lesser of:

1. The dollar amount permitted under IRC 457, or
2. The percentage limitation applied to the participant's includible compensation.

In addition, the maximum deferral described above is not applicable for one or more of the participant's last three taxable years ending before the attainment of normal retirement age. In that instance, the maximum shall be:

1. Twice the dollar amount permitted under IRC 457.

457(b) DEFERRED COMPENSATION PLAN  
OF THE ORANGE COUNTY WATER DISTRICT

NOTES TO FINANCIAL STATEMENTS (CONTINUED)

December 31, 2017 and 2016

1. DESCRIPTION OF PLAN (CONTINUED):

b. Contributions (Continued):

Participants in the Plan may also contribute amounts representing distributions from other qualified IRC 457 deferred compensation plans of any local government, state, or tax-exempt organization.

There are no employer contributions.

c. Participant Accounts:

The account of each participant is credited with the participant's contribution and allocations of the Plan's earnings and charged with an allocation of administrative expenses. Allocations are based on participant earnings on account balances.

d. Vesting:

Participants are immediately vested in their contributions plus actual earnings or losses thereon.

e. Payment of Benefits:

On termination of service due to death, disability or retirement, a participant (or a participant's beneficiary) may elect to receive a lump-sum amount equal to the value of the participant's interest in his or her account or periodic installments during the lifetime of the participant less any federal or state income tax required to be withheld.

2. SUMMARY OF SIGNIFICANT ACCOUNTING POLICIES:

a. Basis of Accounting:

The financial statements of the Plan were prepared under the accrual method of accounting. Contributions were recognized as additions when due (at the end of each pay period). Payments to participants are recognized as deduction when due and payable under the provisions of the Plan.

b. Investment Valuation and Income Recognition:

The Plan's investments are stated at fair value. Quoted market prices are generally used to value investments. Shares of mutual funds are valued at quoted market prices which represent the net asset value of shares held by the Plan at year-end.

457(b) DEFERRED COMPENSATION PLAN  
OF THE ORANGE COUNTY WATER DISTRICT

NOTES TO FINANCIAL STATEMENTS (CONTINUED)

December 31, 2017 and 2016

2. SUMMARY OF SIGNIFICANT ACCOUNTING POLICIES (CONTINUED):

b. Investment Valuation and Income Recognition (Continued):

Annuities and mutual funds that do not have an established market are reported at fair market value calculated by Prudential, which is based on the amount of contributions, withdrawals, and interest or dividends credited. Purchases and sales of securities are recorded on a trade-date basis. Dividends are recorded on the ex-dividend date.

c. Use of Estimates:

The preparation of financial statements in accordance with accounting principles generally accepted in the United States of America requires the Plan's administrators to make estimates and assumptions that affect certain reported amounts and disclosures. Accordingly, actual results could differ from those estimates.

3. CASH AND INVESTMENTS:

The Plan participants may direct contributions into any of the investment options offered by the Plan's investment administrators, which include various publicly traded mutual funds (stocks, bonds, and fixed income), annuity investments, and U.S. Government investments. It is the Plan's policy to permit participants to establish different investment strategies which have varying return and volatility characteristics to meet each participant's long-term retirement savings strategy.

457(b) DEFERRED COMPENSATION PLAN  
OF THE ORANGE COUNTY WATER DISTRICT

NOTES TO FINANCIAL STATEMENTS (CONTINUED)

December 31, 2017 and 2016

3. CASH AND INVESTMENTS (CONTINUED):

Cash and investments are held by Prudential and consist of the following for the years ended December 31:

	2017	2016
Equity Mutual Funds:		
Alger Spectra Fund	311,279	198,254
Allianzgi Global Water A	94,853	72,559
AMC Adaptive All Cap I	131,724	-
American Century Adaptive All Cap Inv	-	200,345
American Funds American Mutual	1,310,436 *	1,129,848 *
Blarck Inflt Pro Bnd	18,913	22,920
ISH US Agg Bd Idx Instl	334,202	297,264
Columbia Seligman Global Technology A	211,565	72,855
Eaton Vance High Income Opportunities A	233,411	185,134
Fidelity Asset Manager 20%	207,046	177,595
Fidelity Asset Manager 40%	182,945	103,579
Fidelity Asset Manager 50%	835,736	788,115
Fidelity Asset Manager 60%	396,315	334,805
Fidelity Asset Manager 85%	246,846	327,961
Fidelity Advisor Small Cap Growth A	-	412,432
Fidelity Advisor Small Cap Growth I	486,450	-
Goldman Sachs Large Cap Gr Insights A	-	798,249
GS LC Gro Insights Inv	865,793	-
Hartford Dividend & Growth	-	394,702
Hartford Dividend & Growth R5	440,969	-
Hartford Midcap Y	475,749	479,262
Invesco Gold & Precious Metals	284,654	345,981
Ivy Inter Core Equity Y	513,679	-
Janus Balanced Fund Class	-	318,150
Janus Enterprise T	375,558	223,503
Janus Henderson Bal A	453,159	-
J.P. Morgan Total Return A	375,915	396,535
J.P. Morgan U.S. Equity	565,540	573,040
J.P. Morgan U.S. Small Company	308,796	396,785
Lazard International Strategic Eq Opens	-	417,759
MFS Mid Cap Value R3	-	329,548
MFS Mid Cap Value Class R4	275,760	-
Oppenheimer International Diversified	-	280,607
Oppenheimer International Diversified Y	395,535	-
Principal Mid Cap S&P 400	447,557	463,796
Principal Small Cap S&P 600	176,329	120,597
Principal Real Estate Securities	494,675	461,074
Prudential Jennison Health Sciences Fund Class	441,910	376,399
T. Rowe Price New American Growth	839,322	661,980
Vanguard 500 Index Signal	2,206,196 *	1,899,429 *
Virtus Emerging Markets Opportunities A	-	191,498
Virtus Vont Emgmt Opp I	271,346	-
Total Equity Mutual Funds	15,210,163	13,452,560
Annuities - Guaranteed Income Fund	8,419,384 *	6,526,127 *
Total Plan Assets	\$ 23,629,547	\$ 19,978,687

\* - These investments represent 5% or more of the Plan's net assets available for benefits.

457(b) DEFERRED COMPENSATION PLAN  
OF THE ORANGE COUNTY WATER DISTRICT

NOTES TO FINANCIAL STATEMENTS (CONTINUED)

December 31, 2017 and 2016

3. CASH AND INVESTMENTS (CONTINUED):

The Plan categorizes its fair value measurement within the fair value hierarchy established by generally accepted accounting principles. The hierarchy is based on the valuation inputs used to measure the fair value of the assets. Level 1 inputs are quoted prices in active markets for identical assets, Level 2 inputs are significant other observable inputs, and Level 3 inputs are significant unobservable inputs.

The Plan had the following recurring fair value measurements as of December 31, 2017 and December 31, 2016:

December 31, 2017

Investment Type	Quoted Prices Level 1	Observable Inputs Level 2	Unobservable Inputs Level 3	Total
Mutual Funds	\$ 15,210,163	\$ -	\$ -	\$ 15,210,163
Annuities				
Agency Securities	-	8,419,384	-	8,419,384
Total Leveled Investments	<u>\$ 15,210,163</u>	<u>\$ 8,419,384</u>	<u>\$ -</u>	<u>\$ 23,629,547</u>

December 31, 2016

Investment Type	Quoted Prices Level 1	Observable Inputs Level 2	Unobservable Inputs Level 3	Total
Mutual Funds	\$ 13,452,560	\$ -	\$ -	\$ 13,452,560
Annuities				
Agency Securities	-	6,526,127	-	6,526,127
Total Leveled Investments	<u>\$ 13,452,560</u>	<u>\$ 6,526,127</u>	<u>\$ -</u>	<u>\$ 19,978,687</u>

4. PARTIES-IN-INTEREST:

The investments in pooled separate accounts and guaranteed interest accounts are managed by Prudential Retirement Services, which is the trustee as defined by the Plan, and; therefore, these investments qualify as party-in-interest transactions.

457(b) DEFERRED COMPENSATION PLAN  
OF THE ORANGE COUNTY WATER DISTRICT

NOTES TO FINANCIAL STATEMENTS (CONTINUED)

December 31, 2017 and 2016

5. PRIOR PERIOD ADJUSTMENT:

Net position due to participants as of January 1, 2017 was restated as follows:

Net position due to participants at beginning of year	\$ 19,978,687
To record contributions receivable as of December 31, 2016 that were due to the plan	<u>131,594</u>
Net position due to participants at beginning of year, as restated	<u>\$ 20,110,281</u>

6. SUBSEQUENT EVENTS:

Events occurring after December 31, 2017, have been evaluated for possible adjustments to the financial statements or disclosure as of **DATE**, which is the date these financial statements were available to be issued.





## AGENDA ITEM SUBMITTAL

**Meeting Date:** June 14, 2018

**To:** Administration/Finance Issues Cte.  
Board of Directors

**From:** Mike Markus

**Staff Contact:** R. Fick / M. Ochoa

**Budgeted:** N/A

**Budgeted Amount:** N/A

**Cost Estimate:** N/A

**Funding Source:** N/A

**Program/Line Item No.:**

**General Counsel Approval:** NA

**Engineers Report Approved:** N/A

**CEQA Compliance:** N/A

**Subject:        **AGREED-UPON PROCEDURES IN ADDITION TO THE ANNUAL AUDIT****

---

### SUMMARY

At the pre-audit communication meeting in June 2017, the Audit Committee requested the auditors to provide a quote for additional agreed-upon procedure services to further assess the quality of the District's internal controls in purchasing, vendor contracts and executive staff compensation. The District's auditor, White Nelson Diehl Evans, LLP provided a detailed list of the agreed-upon procedure services with a cost estimate. The additional procedures have been completed and the auditor's findings are attached. Nitin P. Patel from White Nelson Diehl Evans, LLP will present their findings at the Administration/Finance Issues Committee meeting.

#### Attachment(s):

- White Nelson Diehl Evans, LLP – January 2, 2018 Engagement Letter to provide Agreed-Upon Procedures
- White Nelson Diehl Evans, LLP – Independent Accountant's Report on Applying Agreed-Upon Procedures.

### RECOMMENDATION

Agendize for June 20 Board meeting: Receive and file Agreed-Upon Procedures Report prepared by White Nelson Diehl Evans, LLP.

### BACKGROUND / ANALYSIS

At the pre-audit communication meeting in June 2017, the Audit Committee requested the auditors to provide a quote for additional agreed-upon procedure services. The services would include a sampling and review of the following areas in addition to the annual audit:

- Purchasing: Internal Controls (Segregation of Duties)
- Vendor Contracts (Bidding and Total Paid Versus Total Contract Amount)
- Compensation (Executive Staff)

Overall the report stated that the District's processes are in accordance with policies and procedures but did have a recommendation to improve controls. The findings are provided in the attached report and the District will adopt the recommendation provided in order to improve internal controls. Staff agrees to the specific recommendation in the attached report from White Nelson Diehl Evans, LLP.

**PRIOR RELEVANT BOARD ACTION(S)**

R18-2-13 02/21/2018 – Authorize Agreement to White Nelson Diehl Evans, LLP for an amount not to exceed \$14,900 to provide consulting service for the Agreed Upon Procedures in addition to the annual audit

January 2, 2018

Mr. Randy Fick  
CFO/Treasurer  
Orange County Water District  
18700 Ward Street  
Fountain Valley, CA 92708

Dear Mr. Fick:

We are pleased to confirm our understanding of the terms of our engagement and the nature and limitations of the services we are to provide for the Orange County Water District (District).

We will apply the agreed-upon procedures, which the District has specified, listed in the attached Schedule A, for the review of purchasing internal controls, vendor contracts, and executive staff compensation for the time period of January 1, 2017 to December 31, 2017. This engagement is solely to assist the District in regards to assessing the segregation of duties regarding purchasing internal controls, compliance of vendor contracts with competitive bidding requirements, and accuracy of the executive staff compensation. Our engagement to apply agreed-upon procedures will be conducted in accordance with attestation standards established by the American Institute of Certified Public Accountants. The sufficiency of the procedures performed or to be performed is solely the responsibility of the specified parties and we will require an acknowledgement in writing of that responsibility. Consequently, we make no representation regarding the sufficiency of the procedures described in the attached Schedule A, either for the purpose for which the agreed-upon procedures report has been requested, or for any other purpose.

Because the agreed-upon procedures listed in the attached Schedule A do not constitute an examination or review, we will not express an opinion on the segregation of duties regarding purchasing internal controls, compliance of vendor contracts with competitive bidding requirements, or accuracy of the executive staff compensation. In addition, we have no obligation to perform any procedures beyond those listed in the attached Schedule A.

We will issue a written report upon completion of our engagement that lists the procedures performed and our findings. Our report will be addressed to the District management and the Board of Directors. If, for any reason, we are unable to complete any of the procedures, we will describe in our report any restrictions on the performance of the procedures, or not issue a report and withdraw from this engagement. If circumstances occur relating to the condition of the District's records, the availability of evidence, or the existence of a significant risk of material misstatement of the subject matter caused by error or fraud, which in our professional judgment prevent us from completing the engagement or reporting findings on the subject matter or assertion, we retain the right to take any course of action permitted by professional standards, including declining to report findings or issue a report, or withdrawing from the engagement.

Mr. Randy Fick, CFO/Treasurer  
Orange County Water District  
January 2, 2018  
Page 2

You understand that the report is intended solely for the information and use of District management and the Board of Directors, and should not be used by anyone other than these specified parties. Our report will contain a paragraph indicating that had we performed additional procedures, other matters might have come to our attention that would have been reported to you.

An agreed-upon procedures engagement is not designed to detect instances of fraud or noncompliance with laws or regulations; however, we will communicate to you any known and suspected fraud and noncompliance with laws or regulations affecting the analysis of the purchasing internal controls, vendor contracts, and executive staff compensation that come to our attention. In addition, if, in connection with this engagement, matters come to our attention that contradict the analysis of purchasing internal controls, vendor contracts, and executive staff compensation we will disclose those matters in our report. Such disclosures, if any, may not necessarily include all matters that might have come to our attention had we performed additional procedures or an examination or review.

You are responsible for the design, implementation, and monitoring of purchasing internal controls, compliance with competitive bidding requirements for vendor contracts, and accuracy of executive staff compensation; and for selecting the criteria and procedures and determining that such criteria and procedures are appropriate for your purposes. In addition, you are responsible for providing us with (1) access to all information for which you are aware that is relevant to the performance of the agreed-upon procedures on the subject matters, (2) additional information that we may request for the purpose of performing the agreed-upon procedures, and (3) unrestricted access to persons within the District from whom we determine it necessary to obtain evidence relating to performing those procedures.

Nitin Patel is responsible for supervising the engagement and signing the report or authorizing another individual to sign it.

We plan to begin our procedures in March 2018 and, unless unforeseeable problems are encountered, the engagement should be completed by April 2018. At the conclusion of our engagement, we will require certain written representations in the form of a representation letter from management that, among other things, will confirm management's responsibility for the design, implementation, and monitoring of purchasing internal controls, compliance with competitive bidding requirements for vendor contracts, and accuracy of executive staff compensation.

Our fee for these services is estimated at \$14,900 based on the hourly rates listed in our contract with the District. The fee is based on anticipated cooperation from District personnel and the assumption that unexpected circumstances will not be encountered during the engagement. If significant additional time is necessary, we will discuss it with you and arrive at a new fee estimate before we incur the additional costs. Our invoices for this fee will be rendered each month as work progresses and are payable on presentation. If we elect to terminate our services for nonpayment, our engagement will be deemed to have been completed upon written notification of termination even if we have not completed our report. You will be obligated to compensate us for all time expended and to reimburse us for all out-of-pocket expenditures through the date of termination.

Mr. Randy Fick, CFO/Treasurer  
Orange County Water District  
January 2, 2018  
Page 3

We appreciate the opportunity to assist you and believe this letter accurately summarizes the significant terms of our engagement. If you have any questions, please let us know. If you agree with the terms of our engagement as described in this letter, please sign the enclosed copy and return it to us. If the need for additional procedures arises, or the procedures need to be modified, our agreement with you will need to be revised. It is customary for us to enumerate these revisions in an addendum to this letter. If additional specified parties of the report are added, we will require that they acknowledge in writing their agreement with the procedures performed or to be performed and their responsibility for the sufficiency of procedures.

Very truly yours,

WHITE NELSON DIEHL EVANS LLP



Nitin P. Patel, CPA  
Engagement Partner

RESPONSE:

This letter correctly sets forth the understanding  
of the Orange County Water District

By: \_\_\_\_\_

Title: \_\_\_\_\_

Date: \_\_\_\_\_

## SCHEDULE A

### SCHEDULE OF PROCEDURES TO BE PERFORMED FOR THE CALENDAR YEAR JANUARY 1, 2017 THROUGH DECEMBER 31, 2017

#### **Purchasing: Internal Controls (Segregation of Duties)**

We will obtain an understanding of the District's internal controls and procedures over cash disbursements. We will perform the procedures set forth below.

1. We will note any employees who perform more than one of the following listed duties and make any overall suggestions based on our review of the cash disbursement policies and procedures:
  - a. Ordering the goods/services.
  - b. Receiving the goods/services.
  - c. Approving the invoices.
  - d. Submitting payment requests.
  - e. Picking up/ mailing out the printed checks.
  - f. Recording in the general ledger.
  - g. Adding or removing vendors from the vendor list, including the process for retaining the W-9.
  - h. Keeping vendor listing current and up-to-date, including removal of inactive or one-time vendors.

#### **Vendor Contracts (Bidding and Total Paid Versus Total Contract Amount)**

1. We will select a sample of 25 cash disbursements from the calendar year 2017, with 15 selected based on the largest disbursements that appear to require competitive bidding. We will perform the following:
  - a. Verify the cash disbursement was approved in accordance with the District's procurement policy.
  - b. Verify the appropriate amount and type of bids were obtained in accordance with the District's procurement policy (if bidding is applicable).
  - c. Review the payment history to the vendor for the project/goods/services selected and compare the total amount paid to the purchase order/contract amount to verify the disbursements did not exceed the authorized amount. When change orders occurred, we will verify the change orders were authorized in accordance with the District's policies.

#### **Compensation (Executive Staff)**

1. We will review the 2017 W-2s for the following employees:
  - a. General Manager
  - b. Assistant General Manager
  - c. Executive Director of Engineering and Water Resources
  - d. Executive Director of Operations
  - e. Executive Director of Planning and Natural Resources
  - f. Treasurer/CFO
2. We will compare the compensation per the 2017 W-2s to the employment agreement or personnel action form including the employee's authorized pay rate and request a reconciliation from the District for variances. We will verify the reconciling items are appropriate given the District's policies.
3. We will verify the employment agreement has been approved by the Board of Directors or that the rate on the personnel action form is approved by appropriate District personnel.

**ORANGE COUNTY WATER DISTRICT**

**AGREED-UPON PROCEDURES REVIEW**

**REVIEW OF PURCHASING INTERNAL  
CONTROLS, VENDOR CONTRACTS, AND  
AND EXECUTIVE COMPENSATION**

**FOR THE PERIOD OF  
JANUARY 1, 2017 TO DECEMBER 31, 2017**

Preliminary Draft



**INDEPENDENT ACCOUNTANTS' REPORT ON  
APPLYING AGREED-UPON PROCEDURES**

Board of Directors  
Orange County Water District  
Fountain Valley, California

We have performed the procedures enumerated below, which were agreed to by the Orange County Water District (District), on the purchasing internal controls, vendor contracts, and executive staff compensation of the District for the time period of January 1, 2017 to December 31, 2017. The sufficiency of these procedures is solely the responsibility of the District. Consequently, we make no representation regarding the sufficiency of the procedures described below either for the purpose for which this report has been requested or for any other purpose.

Our procedures, findings, and recommendations are presented herein on pages 2 through 3.

This agreed-upon procedures engagement was conducted in accordance with attestation standards established by the American Institute of Certified Public Accountants. We were not engaged to and did not conduct an examination or review, the objective of which would be the expression of an opinion or conclusion, respectively, on the District's purchasing internal controls, vendor contracts, and executive staff compensation. Accordingly, we do not express such an opinion or conclusion. Had we performed additional procedures, other matters might have come to our attention that would have been reported to you.

This report is intended solely for the information and use of the Board of Directors and District's management and is not intended to be and should not be used by anyone other than those specified parties.

Irvine, California

**DATE**

## PROCEDURES AND FINDINGS

The procedures performed and the results of those procedures are as follows:

### **Purchasing: Internal Controls (segregation of duties)**

We obtained an understanding of the District's internal controls and procedures over cash disbursements. We performed the procedures set forth below.

1. We will note any employees who perform more than one of the following listed duties and make any overall suggestions based on our review of the cash disbursement policies and procedures:
  - a. Ordering the goods/services.
  - b. Receiving the goods/services.
  - c. Approving the invoices.
  - d. Submitting payment requests.
  - e. Picking up/mailing out the printed checks.
  - f. Recording in the general ledger.
  - g. Adding or removing vendors from the vendor list, including the process for validating information provided on the W-9.
  - h. Keeping vendor listing current and up-to-date, including removal of inactive or one-time vendors.

Results: We noted that three Accounts Payable Staff can enter invoices into the AP subledger, post invoices to the general ledger, print checks (checks do not print out with signatures), and mail the signed checks. However, each Accounts Payable Staff mail out the check batches prepared by the other Accounts Payable Staff and are not permitted to mail the check batches they prepared. In addition, the Accounts Payable Staff neither have access to blank check stock nor do they have access to the software that prints signatures on the checks. These mitigating controls address the segregation of duties issue.

No other issues were noted during our review of purchasing internal controls.

### **Vendor Contracts (bidding and total paid versus total contract amount)**

1. We selected a sample of 25 cash disbursements, with 15 selected based on the largest disbursements that appeared to require competitive bidding. We performed the following:
  - a. Verified the cash disbursement was approved in accordance with the District's purchasing policy.
  - b. Verified the appropriate amount and type of bids were obtained in accordance with the District's purchasing policy (if bidding is applicable).
  - c. Reviewed the payment history to the vendor for the project/goods/services selected and compared the total amount paid to the purchase order/contract amount to verify the disbursements did not exceed the authorized amount. When change orders occurred, we verified the change orders were authorized in accordance with the District's policies.

## **PROCEDURES AND FINDINGS (CONTINUED)**

### **Vendor Contracts (bidding and total paid versus total contract amount) (continued)**

Results: We utilized the District's policies included in the "Board of Directors-Policy and Procedures Manual", Section VI. Contract Administration during our testing.

During our review of purchases for inventory, we noted the following procedures:

Inventory is tracked in the Maximo inventory system and contains a minimum and maximum supply level for each item. All inventory items included on the inventory listing must have been approved by a Department Head prior to adding the item to the inventory listing. Each week, the Buyers will order inventory in accordance with the minimum and maximum supply levels included within the inventory system. Inventory purchases over \$50,000 are approved by the CFO and Board approval is not obtained.

This practice differs from the District's purchasing policy in that section 6.7, signing authority - contracts and purchase orders, requires items exceeding \$50,000 to have Board approval. We recommend the District follow the approval requirements of the purchasing policy when making inventory purchases.

No other exceptions or concerns were noted as a result of this review.

### **Compensation (executive staff)**

1. We reviewed the 2017 W-2s for the following employees:
  - a. General Manager
  - b. Assistant General Manager
  - c. Executive Director of Engineering and Water Resources
  - d. Executive Director of Operations
  - e. Executive Director of Planning and Natural Resources
  - f. Treasurer/CFO
2. We compared the compensation per the 2017 W-2s to the employment agreement or personnel action form including the employee's authorized pay rate and requested a reconciliation from the District for variances. We verified the reconciling items are appropriate given the District's policies.
3. We verified the employment agreement was approved by the Board of Directors or that the rate on the personnel action form was approved by appropriate District personnel.

Results: No exceptions or concerns were noted as a result of this review.



## AGENDA ITEM SUBMITTAL

**Meeting Date:** June 14, 2018

**Budgeted:** N/A

**To:** Administration/Finance Issues Cte.  
Board of Directors

**Budgeted Amount:** N/A

**Cost Estimate:** N/A

**Funding Source:** N/A

**From:** Mike Markus

**Program/Line Item No.:** N/A

**General Counsel Approval:** N/A

**Engineers Report Approved:** N/A

**Staff Contact:** R. Fick/ V. Sharma

**CEQA Compliance:** N/A

**Subject: PRE-AUDIT MEETING WITH AUDITORS FOR COMPLIANCE  
WITH AUDITING STANDARDS BOARD – STANDARD NO. 114**

---

### SUMMARY

The Auditing Standard's Board (ASB) of the American Institute of Certified Public Accountants (AICPA) issued Statement on Auditing Standards No. 114 which is intended to provide a framework for more effective communication between the auditor and client in relation to the audit of financial statements. This auditing standard requires representative Board members to meet with the auditor prior to the start of the audit. Staff recommends that two or three interested Directors attend a separate pre-audit meeting with the auditors after the July 2018 Administration/Finance Issues Committee meeting.

Attachment(s): (1) Statement of Auditing Standards No. 114,  
(2) The Auditor's Communications with Those Charged with Governance

### RECOMMENDATION

Agendize for June 20 Board meeting: Select two or three Directors to attend a pre-audit meeting with the auditors after the July 2018 Administration/Finance Issues Committee meeting.

### BACKGROUND/ANALYSIS

Generally, Statements on Auditing Standards (SAS) No. 114 are designed to ensure that an effective open line of communication exists between the auditors and the District's audit or Finance Committee. Some of the subjects to be considered in these communications include audit scope and timing, the risks of material misstatements and internal control approaches.

The meeting would consist of an approximately 30-minute private meeting with Nitin Patel, the Partner with White Nelson Diehl Evans, LLP, to cover the relevant audit related topics after the July 2018 Administration/Finance Issues Committee meeting.

**PRIOR RELEVANT BOARD ACTION(S)** NA

# Statement of Auditing Standards No. 114, *The Auditor's Communication With Those Charged With Governance*

---

**Issue Date:** December 19, 2006

**Effective Date:** This SAS is effective for periods beginning on or after December 15, 2006. Early application is permitted.

**Product Number:** 060709

## Executive Summary

Statement on Auditing Standards (SAS) No. 114 supersedes SAS No. 61, *Communication With Audit Committees*, as amended. This SAS establishes standards and provides guidance to an auditor on matters to be communicated with those charged with governance.

In the wake of well-publicized audit failures and emerging best practices in corporate governance, expectations have increased for auditors to communicate openly and candidly with those charged with governance regarding significant findings and issues related to the audit. The Auditing Standards Board (ASB) believes SAS is responsive to the issues and expectations in the U.S. nonissuer community and will improve audit practice and serve the public interest.

In developing this SAS, the ASB considered the communication requirements of the Proposed International Standard on Auditing 260 (Revised), *The Auditor's Communication with Those Charged with Governance*, which was issued by the International Auditing and Assurance Standards Board in March 2005.

SAS No. 61 established communication requirements applicable to entities that either have an audit committee or that have otherwise formally designated oversight of the financial reporting process to a group equivalent to an audit committee. SAS No. 114 broadens the applicability of the SAS to audits of the financial statements of all nonissuers and establishes a requirement for the auditor to communicate with those charged with governance certain significant matters related to the audit.

The SAS uses the term *those charged with governance* to refer to those with responsibility for overseeing the strategic direction of the entity and obligations related to the accountability of the entity, including overseeing the entity's financial reporting process. It uses the term *management* to refer to those who are responsible for achieving the objectives of the enterprise and who have the authority to establish policies and make decisions by which those objectives are to be pursued. Management is responsible for the entity's financial statements.

The SAS identifies specific matters to be communicated, many of which are generally consistent with the requirements in SAS No. 61. However, the SAS includes certain additional matters to be communicated and provides additional guidance on the communication process.

In particular, the SAS:

- Describes the principal purposes of communication with those charged with governance and stresses the importance of effective two-way communication.
- Requires the auditor to determine the appropriate person(s) in the entity's governance structure with whom to communicate particular matters. That person may vary depending on the nature of the matter to be communicated.
- Recognizes the diversity in governance structures among entities (including the existence of audit committees or other subgroups charged with governance) and encourages the use of professional judgment in deciding with whom to communicate particular matters.
- Recognizes the unique considerations for communicating with those charged with governance when all of those charged with governance are involved in managing the entity, which may be the case with some small entities.
- Adds requirements to communicate:
  - An overview of the planned scope and timing of the audit.
  - Representations the auditor is requesting from management.
- Provides additional guidance on the communication process, including the forms and timing of communication. Significant findings from the audit should be in writing when, in the auditor's professional judgment, oral communication would not be adequate. Other communications may be oral or in writing,
- Requires the auditor to evaluate the adequacy of the two-way communication between the auditor and those charged with governance.
- Establishes a requirement to document required communications with those charged with governance.

To the Board of Directors  
of Orange County Water District  
Fountain Valley, California

We are engaged to audit the financial statements of the Orange County Water District (the District) for the year ending June 30, 2018. Professional standards require that we provide you with the following information related to our audit. We would also appreciate the opportunity to meet with you to discuss this information further since a two-way dialogue can provide valuable information for the audit process.

Our Responsibilities under U.S. Generally Accepted Auditing Standards and *Government Auditing Standards* and the Uniform Guidance

As stated in our engagement letter dated May 1, 2018, our responsibility, as described by professional standards, is to express an opinion about whether the financial statements prepared by management with your oversight are fairly presented, in all material respects, in conformity with U.S. generally accepted accounting principles. Our audit of the financial statements does not relieve you or management of your responsibilities.

In planning and performing our audit, we will consider the District's internal control over financial reporting in order to determine our auditing procedures for the purpose of expressing our opinion on the financial statements and not to provide assurance on the internal control over financial reporting. We will also consider internal control over compliance with requirements that could have a direct and material effect on a major federal program in order to determine our auditing procedures for the purpose of expressing our opinion on compliance and to test and report on internal control over compliance in accordance with the Uniform Guidance.

As part of obtaining reasonable assurance about whether the District's financial statements are free of material misstatement, we will perform tests of its compliance with certain provisions of laws, regulations, contracts, and grants. However, providing an opinion on compliance with those provisions is not an objective of our audit. Also, in accordance with the Uniform Guidance, we will examine, on a test basis, evidence about the District's compliance with the types of compliance requirements described in the U.S. Office of Management and Budget (OMB) Compliance Supplement applicable to each of its major federal programs for the purpose of expressing an opinion on the District's compliance with those requirements. While our audit will provide a reasonable basis for our opinion, it will not provide a legal determination on the District's compliance with those requirements.

We are responsible for communicating significant matters related to the audit that are, in our professional judgment, relevant to your responsibilities in overseeing the financial reporting process. However, we are not required to design procedures specifically to identify such matters.



Our Responsibilities under U.S. Generally Accepted Auditing Standards and *Government Auditing Standards* and the Uniform Guidance (Continued)

Generally accepted accounting principles provide for certain required supplementary information (RSI) to supplement the basic financial statements. Our responsibility with respect to the management's discussion and analysis and the defined benefit plan schedules required by GASB No. 75, Accounting and Financial Reporting for Postemployment Benefits Other than Pensions - An Amendment of GASB Statement No. 45, which supplement the basic financial statements, is to apply certain limited procedures in accordance with generally accepted auditing standards. However, the RSI will not be audited and, because the limited procedures do not provide us with sufficient evidence to express an opinion or provide any assurance, we will not express an opinion or provide any assurance on the RSI.

We have been engaged to report on the schedule of expenditures of federal awards, which accompanies the financial statements but is not RSI. Our responsibility for this supplementary information, as described by professional standards is to evaluate the presentation of the supplementary information in relation to the financial statements as a whole and to report on whether the supplementary information is fairly stated, in all material respects, in relation to the financial statements as a whole.

We have not been engaged to report on the introductory section or statistical section, which accompany the financial statements but are not RSI. Our responsibility with respect to this other information in documents containing the audited financial statements and auditors' report does not extend beyond the financial information identified in the report. We have no responsibility for determining whether this other information is properly stated. This other information will not be audited and we will not express an opinion or provide any assurance on it.

Planned Scope and Timing of the Audit

An audit includes examining, on a test basis, evidence supporting the amounts and disclosures in the financial statements; therefore, our audit will involve judgment about the number of transactions to be examined and the areas to be tested.

Our audit will include obtaining an understanding of the District and its environment, including internal control, sufficient to assess the risks of material misstatement of the financial statements and to design the nature, timing and extent of further audit procedures. Material misstatements may result from (1) errors, (2) fraudulent financial reporting, (3) misappropriation of assets, or (4) violations of laws or governmental regulations that are attributable to the District or to acts by management or employees acting on behalf of the District. We will generally communicate our significant findings at the conclusion of the audit. However, some matters could be communicated sooner, particularly if significant difficulties are encountered during the audit where assistance is needed to overcome the difficulties or if the difficulties may lead to a modified opinion. We will also communicate any internal control related matters that are required to be communicated under professional standards. If a member of the Board of Directors is aware of matters that have a material bearing on the financial statements taken as a whole (such as those described above in items 1-4), please contact Nitin Patel at (714) 978-1300 or by email at [npatel@wndecpa.com](mailto:npatel@wndecpa.com) by August 1, 2018

Planned Scope and Timing of the Audit (Continued)

We expect to begin our audit in August 2018 and issue the various reports by October 15, 2018.

This information is intended solely for the use of the Board of Directors and management of the District and is not intended to be and should not be used by anyone other than these specified parties.

*White Nelson Dick Evans LLP*

Irvine, California

May 24, 2018



## AGENDA ITEM SUBMITTAL

**Meeting Date:** June 14, 2018

**To:** Administration/Finance Issues Cte  
Board of Directors

**From:** Mike Markus

**Staff Contact:** R. Fick / V. Sharma

**Budgeted:** Yes

**Budgeted Amount:** \$234,500

**Cost Estimate:** \$234,500

**Funding Source:** Debt Service Fund

**Program/Line Item No.:** 1024.56030

**General Counsel Approval:** Yes

**Engineers/Feasibility Report:** N/A

**CEQA Compliance:** N/A

**Subject:** RENEWAL OF 2018-19 TAX AND REVENUE ANTICIPATION NOTES

---

### SUMMARY

Each fiscal year, the Tax and Revenue Anticipation Notes (TRANS) must be reauthorized and executed to support the District's commercial paper program. The commercial paper program can be used for the purchase of water, large capital equipment, and capital projects among other purposes.

#### Attachment(s):

- 2018-19 TRANS documents & Board Resolution
- Presentation

### RECOMMENDATION

Agendize for the June 20 Board meeting:

- 1) Reauthorize execution of the Tax and Revenue Anticipation Notes (TRANS) in the aggregate amount of \$70 million which is an amount that does not exceed 85% of the District's estimated uncollected revenues from July 1, 2018 through June 30, 2019; and
- 2) Adopt resolution authorizing the execution and delivery of TRANS to support the existing OCWD commercial paper program.

### BACKGROUND

The District issues TRANS annually in support of its commercial paper program. The TRANS are issued from the Orange County Water District (OCWD) to the OCWD Public Facilities Corporation ("Financing Corporation") to serve as collateral for the issuance of commercial paper from the Public Facilities Corporation in the name of the OCWD.

The TRANS are to be used to support the commercial paper program which can be used to bridge the financing needs for capital projects if necessary and will assist the District in utilizing the most cost effective financing strategy available. In addition, the commercial

paper program can be used to finance some of the District's large capital equipment purchases and to purchase water supplies.

Currently, the District has a tax-exempt TRAN outstanding in the amount of \$30,000,000 and a taxable TRAN outstanding in the amount of \$40,000,000. The Financing Corporation currently has a \$52.9 million outstanding balance on the commercial paper program (CPP). Staff recommends TRANs in the amount of \$70 million for the fiscal year 2018-19. This is the maximum principal amount that can be issued and outstanding under the current letter of credit with Sumitomo Mitsui Banking Corporation.

The fixed costs of maintaining the \$70 million CPP is approximately \$234,500 per year excluding any interest payments for the draw on the CPP, remarketing and drawing fees. The estimated cost of maintaining the \$70 million commercial paper program of \$234,500 includes \$221,300 in letter of credit fees with Sumitomo Mitsui Banking Corporation at 29 basis points which expires on November 16, 2021, and \$13,200 in US Bank trust fees.

The estimated total cost for fiscal year 2018-19 for the CPP interest with \$12,913,000 tax-exempt and \$40,000,000 taxable outstanding, letter of credit fees, trust fees, and remarketing fees is approximately \$1,250,000.

If the new TRANs are approved by the Board and executed, staff will have the existing TRANs replaced. Commercial paper cannot be issued by the Financing Corporation without Board approval. Approval of the TRANs will only make this maximum amount of commercial paper funding available to the District if needed. If the Board did not approve the TRANs for at least the outstanding balance on the commercial paper program, the District would need to use reserves to pay down the \$52.9 million outstanding commercial paper balance.

#### **PRIOR RELEVANT BOARD ACTION(S)**

06/15/2016 R16-6-87 - Authorize the Execution and Delivery of Tax and Revenue Anticipation Notes to Support the Existing Orange County Water District Commercial Paper Program

10/21/15 R15-10-150- Authorize the execution and delivery of a letter of credit and reimbursement agreement, a fee agreement and a taxable tax and revenue anticipation note to support and expand the existing orange county water district commercial paper program and authorize certain other actions

9/16/15 R15-9-134 Authorize commercial paper letter of credit substitution with Sumitomo Mitsui Banking Corp

7//15/15 R15-7-104 Authorize the execution and delivery of a tax and revenue anticipation note to support the existing Orange County Water District commercial paper program

6/18/14 R14-6-93 Reauthorize execution and delivery of the tax and revenue anticipation note

6/19/13 R13-6-80 Authorize execution and delivery of a tax and revenue anticipation note in the amount of \$45 million to support the existing OCWD commercial paper program

6/20/12 R12-6-72- Authorize the execution and delivery of a tax and revenue anticipation note to support the existing Orange County Water District commercial paper program

7/20/11 R11-7-111- Authorize the execution and delivery of a tax and revenue anticipation note to support the existing Orange County Water District commercial paper program.

**RESOLUTION NO. \_\_\_\_\_**

**RESOLUTION OF THE BOARD OF DIRECTORS OF THE  
ORANGE COUNTY WATER DISTRICT AUTHORIZING THE  
EXECUTION AND DELIVERY OF TAX AND REVENUE  
ANTICIPATION NOTES TO SUPPORT THE EXISTING  
ORANGE COUNTY WATER DISTRICT COMMERCIAL  
PAPER PROGRAM**

WHEREAS, the Board of Directors of the Orange County Water District (the “District”), a political subdivision duly organized and existing under and pursuant to the Constitution and laws of the State of California (the “State”), has entered into a commercial paper program through the OCWD Public Facilities Corporation (the “Corporation”); and

WHEREAS, to implement the commercial paper program, the Board of Directors of the Corporation has adopted a resolution (the “Corporation Resolution”) providing for the execution and delivery of Orange County Water District Commercial Paper Notes (the “Commercial Paper Notes”); and

WHEREAS, in order to secure the Commercial Paper Notes, the District has issued tax and revenue anticipation notes in the aggregate principal amount of \$70,000,000 (the “Prior Notes”), pursuant to Article 7.6 (commencing with Section 53850) of Chapter 4, Part 1, Division 2, Title 5 of the California Government Code for the fiscal year ending June 30, 2018; and

WHEREAS, in order to continue the commercial paper program relating to the fiscal year ending June 30, 2019, it is desirable to issue a tax and revenue anticipation notes to replace the Prior Notes.

NOW, THEREFORE, THE BOARD OF DIRECTORS OF THE ORANGE COUNTY WATER DISTRICT DOES HEREBY RESOLVE AS FOLLOWS:

Section 1.     Definitions. Unless the context otherwise requires, the terms defined in this Section shall have the meanings herein specified.

“Authorizing Law” means Article 7.6, Chapter 4, Part 1, Division 2, Title 5 of the California Government Code.

“Code” means the Internal Revenue Code of 1986, as amended, and the Regulations promulgated thereunder.

“Commercial Paper Notes” means Certificates issued pursuant to Resolution No. C-94-4-12 of the Corporation, adopted on April 20, 1994.

“Corporation” means the OCWD Public Facilities Corporation.

“District” means the Orange County Water District.

“Installment Purchase Agreement” means the Installment Purchase Agreement, dated as of

July 1, 2009 by and between the Corporation and the District as amended and supplemented from time to time.

“Net Revenues” means Net Revenues as defined in the Installment Purchase Agreement.

“Notes” means the Tax-Exempt Notes and the Taxable Notes to be issued hereunder.

“Parity Obligations” means Bonds and Contracts, as defined in the Installment Purchase Agreement.

“Regulations” means the income tax regulations promulgated or proposed by the Department of the Treasury pursuant to the Code from time to time, including temporary regulations, to the extent applicable.

“Tax-Exempt Notes” means the Orange County Water District 2018-19 Tax-Exempt Tax and Revenue Anticipation Note to be issued hereunder.

“Taxable Notes” means the Orange County Water District 2018-19 Taxable Tax and Revenue Anticipation Note to be issued hereunder.

“Trustee” means U.S. Bank National Association, and any successor thereto.

Section 2. Issuance of the Notes; Amount; Terms; Interest Rate; Place of Payment.

Pursuant to the Authorizing Law, the Tax-Exempt Note and the Taxable Note shall be issued in an aggregate principal amount of \$70,000,000 which, when added to the interest payable thereon, will not exceed 85 percent of the estimated amount of the then uncollected taxes, income, revenue, cash receipts, and other moneys of the District which will be available for the payment of the Commercial Paper Notes and the interest thereon. A certificate of the Chief Financial Officer certifying to such effect, in the form attached hereto as “Exhibit C,” shall be completed by the Chief Financial Officer on or prior and as a condition to, the delivery of the Notes. The Tax-Exempt Note shall be designated “Orange County Water District 2018-19 Tax-Exempt Tax and Revenue Anticipation Note” and shall be dated the date of issuance thereof. The Taxable Note shall be designated “Orange County Water District 2018-19 Taxable Tax and Revenue Anticipation Note” and shall be dated the date of issuance thereof. The Notes shall be payable at the office of the District at such times and in such amounts as set forth in the Notes. The Notes shall mature and be payable no later than 15 months after their dates of issuance. The Notes shall bear a rate of interest which shall be determined on a daily basis and shall be a rate which when multiplied by the principal amount of such Notes outstanding on such day will be equal to interest accruing with respect to the respective Commercial Paper Notes outstanding on such day and shall be payable in accordance with the form of the Notes.

The Notes shall be prepayable in whole or in part on any day on which the Corporation notifies the District that principal with respect to the Notes is due and payable and that the District declines to cause additional Notes to be sold to repay such maturing Note.

Section 3. Execution of the Notes. The President, First Vice President or Second Vice President is hereby authorized and directed to sign the Notes, by such officer’s manual, printed, lithographed or facsimile signatures.



Section 4.     Form of the Notes. The Notes shall be issued in substantially the form set forth in “Exhibit A” and “Exhibit B” attached hereto and incorporated herein and may be issued in typewritten form.

Section 5.     Notes Non-Callable. The Notes are not subject to call and redemption prior to the maturity date thereof, except as set forth in Section 2 hereof.

Section 6.     Security for the Notes; Pledge of Net Revenues. As security for the payment of the principal of and interest on the Notes, the District hereby pledges the Net Revenues of the District on a parity with payment of Parity Obligations of the District. The District hereby acknowledges that the Notes shall constitute “Bonds” for purposes of the Installment Purchase Agreement.

Section 7.     Good Faith Estimates. The Board of Directors acknowledges that the good faith estimates required by Section 5821.1 of the California Government Code are disclosed in the staff report and are available to the public at the meeting at which this resolution is approved.

Section 8.     Certified Copies. The District Secretary shall provide a certified copy of this document to the Chief Financial Officer who shall take such action as shall be necessary to assure compliance by the District with the terms and conditions hereof. The District Secretary shall further provide a certified copy of this document to the Trustee.

Section 9.     Cancellation of Prior Notes. The Notes shall be executed and delivered simultaneously with the cancellation of the existing Prior Notes.

Section 10.    Effective Date. This resolution shall take effect immediately.

I, Janice Durant, Secretary of the Orange County Water District, do hereby certify that the foregoing is a full, true and correct copy of Resolution passed and adopted by the Board of Directors of said District at a regular meeting thereof held on June 20, 2018.

---

District Secretary

\$30,000,000  
ORANGE COUNTY WATER DISTRICT  
2018-19 TAX-EXEMPT TAX AND REVENUE ANTICIPATION NOTE

FOR VALUE RECEIVED, the Orange County Water District acknowledges itself indebted to and promises to pay to OCWD Public Facilities Corporation (the "Corporation") Thirty Million Dollars (\$30,000,000) in lawful money of the United States of America, on October 1, 2019, together with interest thereon at the offices of the District in like lawful money from the date hereof until payment in full of said principal sum. Interest on the Note shall be determined on a daily basis and shall be a rate which when multiplied by the principal amount of the Note outstanding on such day will be equal to interest accruing with respect to the respective Commercial Paper Notes (as defined in Resolution No. C-94-4-12 adopted by the Board of Directors of the Corporation on April 20, 1994 (the "Resolution")) outstanding on such day. Interest on the Note shall be payable on any date on which interest is payable with respect to the respective Commercial Paper Notes. The Note shall be prepayable in whole or in part on any day on which the Corporation notifies the District that principal with respect to the respective Commercial Paper Notes is due and payable and that the District declines to cause additional Commercial Paper Notes to be sold to repay such maturing Commercial Paper Notes.

The proceeds of the Note will be used for the acquisition of water for recharge purposes and for other District purposes, including, but not limited to, capital expenditure, investment and reinvestment, and the discharge of any obligation or indebtedness of the District.

It is hereby certified, recited and declared that this Note is issued by authority of Article 7.6, Chapter 4, Part 1, Division 2, Title 5 of the California Government Code, and that all acts, conditions and things required to exist, happen and be performed precedent to and in the issuance of this Note have existed, happened and been performed in regular and due time, form and manner as required by law, and that this Note, together with all other indebtedness and obligations of the District, does not exceed any limit prescribed by the Constitution or laws of the State of California.

The Note shall be payable from taxes, income, revenue, cash receipts and other moneys which are received by the District for the fiscal year which commenced on July 1, 2018 and which ends on June 30, 2019 and which are lawfully available for the payment of current expenses and other obligations of the District. The obligation of the District to make payments of principal and interest on the Note is a general obligation of the District and is payable from Net Revenues on a parity with Parity Obligations (as such term is defined in the Resolution) and does not constitute a debt of the District or of the State of California or of any political subdivision thereof in contravention of any constitutional or statutory debt limitation or restriction.

IN WITNESS WHEREOF, the Orange County Water District has caused this Note to be executed by the manual or facsimile signature of its President, First Vice President or Second Vice President and the General Counsel or the General Counsel's designee, all as of the 1st day of July, 2018.

ORANGE COUNTY WATER DISTRICT

By: \_\_\_\_\_  
President

APPROVED AS TO FORM

By: \_\_\_\_\_  
General Counsel

\$40,000,000  
ORANGE COUNTY WATER DISTRICT  
2018-19 TAXABLE TAX AND REVENUE ANTICIPATION NOTE

FOR VALUE RECEIVED, the Orange County Water District acknowledges itself indebted to and promises to pay to OCWD Public Facilities Corporation (the "Corporation") Forty Million Dollars (\$40,000,000) in lawful money of the United States of America, on October 1, 2019, together with interest thereon at the offices of the District in like lawful money from the date hereof until payment in full of said principal sum. Interest on the Note shall be determined on a daily basis and shall be a rate which when multiplied by the principal amount of the Note outstanding on such day will be equal to interest accruing with respect to the respective Commercial Paper Notes (as defined in Resolution No. C-94-4-12 adopted by the Board of Directors of the Corporation on April 20, 1994 (the "Resolution")) outstanding on such day. Interest on the Note shall be payable on any date on which interest is payable with respect to the respective Commercial Paper Notes. The Note shall be prepayable in whole or in part on any day on which the Corporation notifies the District that principal with respect to the respective Commercial Paper Notes is due and payable and that the District declines to cause additional Commercial Paper Notes to be sold to repay such maturing Commercial Paper Notes.

The proceeds of the Note will be used for the acquisition of water for recharge purposes and for other District purposes, including, but not limited to, capital expenditure, investment and reinvestment, and the discharge of any obligation or indebtedness of the District.

It is hereby certified, recited and declared that this Note is issued by authority of Article 7.6, Chapter 4, Part 1, Division 2, Title 5 of the California Government Code, and that all acts, conditions and things required to exist, happen and be performed precedent to and in the issuance of this Note have existed, happened and been performed in regular and due time, form and manner as required by law, and that this Note, together with all other indebtedness and obligations of the District, does not exceed any limit prescribed by the Constitution or laws of the State of California.

The Note shall be payable from taxes, income, revenue, cash receipts and other moneys which are received by the District for the fiscal year which commenced on July 1, 2018 and which ends on June 30, 2019 and which are lawfully available for the payment of current expenses and other obligations of the District. The obligation of the District to make payments of principal and interest on the Note is a general obligation of the District and is payable from Net Revenues on a parity with Parity Obligations (as such term is defined in the Resolution) and does not constitute a debt of the District or of the State of California or of any political subdivision thereof in contravention of any constitutional or statutory debt limitation or restriction.

IN WITNESS WHEREOF, the Orange County Water District has caused this Note to be executed by the manual or facsimile signature of its President, First Vice President or Second Vice President and the General Counsel or the General Counsel's designee, all as of the 1<sup>st</sup> day of July, 2018.

ORANGE COUNTY WATER DISTRICT

By: \_\_\_\_\_  
President

APPROVED AS TO FORM

By: \_\_\_\_\_  
General Counsel

**ORANGE COUNTY WATER DISTRICT  
CERTIFICATE AS TO UNCOLLECTED TAXES,  
INCOME, REVENUE, CASH RECEIPTS AND OTHER MONEY**

The undersigned hereby certifies that the principal amount of the \$30,000,000 2018-19 Tax-Exempt Tax and Revenue Anticipation Notes and the \$40,000,000 2018-19 Taxable Tax and Revenue Anticipation Notes, and interest payable thereon issued pursuant to a Resolution of the Board of Directors of the Orange County Water District (the "District"), adopted on June 20, 2018, does not exceed 85 percent of the estimated amount of the uncollected taxes, income, revenue, cash receipts, and other moneys of the District which will be available for the payment of the Notes and the interest thereon.

Dated: July 1, 2018

ORANGE COUNTY WATER DISTRICT

By: \_\_\_\_\_  
Chief Financial Officer



# **Renewal of 2018-19 Tax and Revenue Anticipation Notes**

Administration and Finance Issues Committee  
June 14, 2018



# RENEWAL OF 2018-19 TAX AND REVENUE ANTICIPATION NOTES (TRANS)

- OCWD currently has a \$70 million commercial paper (CP) program in place
- Advantages of using commercial paper:
  - Lower cost than fixed rate bonds
  - Currently, interest rates on the OCWD commercial paper program are estimated by our remarketing agent as follows:
    - Tax-exempt (30 days) - 1.50%
    - Taxable (30 days) – 1.94%
  - Flexibility to meet program demand – commercial paper may be used to fund capital projects or other purchases on a “rolling basis” (i.e. ramp up, pay down).





# COMMERCIAL PAPER PROGRAM ANNUAL ALL-IN COST

Description	Notes			
Draw		\$70,000,000	\$52,913,000	\$0
Interest – Tax-exempt	1.50%	\$450,000	\$193,695	\$0
Interest – Taxable	1.94%	\$776,000	\$776,000	\$0
Letter of Credit	0.29%	\$221,300	\$221,300	\$221,300
Remarketing	0.075%	\$52,500	\$40,000	\$0
Administrative	\$3,300/Quarter	\$13,200	\$13,200	\$13,200
Drawing Fee	12 Per Year	<u>\$6,800</u>	<u>\$6,800</u>	<u>\$0</u>
All-In Cost \$		\$1,519,800	\$1,250,995	\$234,500
All-In Cost %		2.17%	2.36%	----



# RENEWAL OF 2018-19 TAX AND REVENUE ANTICIPATION NOTES (TRANS)

- PREVIOUS USES OF COMMERCIAL PAPER:
  - FY 2006-07 - issued \$900,000 of tax-exempt commercial paper for purchases of large equipment.
  - FY 2009-10 - issued \$13.6 million of tax-exempt commercial paper to purchase Mira Loma Basin property
  - FY 2013-14 - issued \$28.4 million of tax-exempt commercial paper to purchase La Palma Basin property
  - FY 2017-18 - issued \$40 million of taxable commercial paper to purchase in-lieu water from MWD

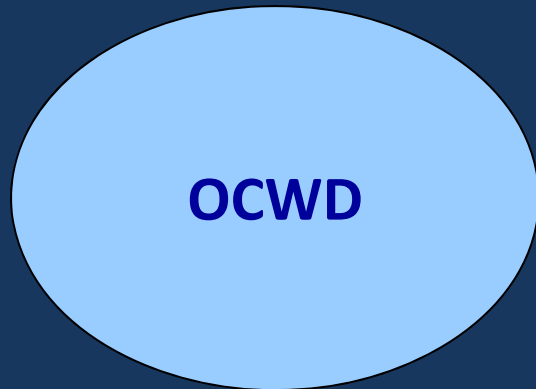


# RENEWAL OF 2018-19 TAX AND REVENUE ANTICIPATION NOTES (TRANS)

- CURRENT STRUCTURE OF OCWD'S COMMERCIAL PAPER PROGRAM:
  - OCWD issues a Tax and Revenue Anticipation Notes (TRANS) as security for the commercial paper
  - Public Facilities Corporation (PFC) issues the commercial paper on behalf of OCWD
  - OCWD agrees to pay the commercial paper debt service



# RENEWAL OF 2018-19 TAX AND REVENUE ANTICIPATION NOTES (TRANS)



1. Issues TRAN to support Commercial Paper
2. Pays Commercial Paper debt service



**Issues Commercial Paper**



# RENEWAL OF 2018-19 TAX AND REVENUE ANTICIPATION NOTES (TRANS)

- Current TRAN expires [October 1, 2018](#)
- Renewal of the TRANS is necessary each year as long as the commercial paper program is in place

## STAFF RECOMMENDATION

- 1) Reauthorize execution of the Tax and Revenue Anticipation Notes (TRANS) in the aggregate amount of \$70 million which is an amount that does not exceed 85% of the District's estimated uncollected revenues from July 1, 2018 through June 30, 2019; and
- 2) Adopt resolution authorizing the execution and delivery of a TRANS to support the existing OCWD commercial paper program



**END OF PRESENTATION**



## AGENDA ITEM SUBMITTAL

**Meeting Date:** June 14, 2018

**To:** Administration/Finance Issues Cte.  
Board of Directors

**From:** Mike Markus

**Staff Contact:** R. Fick /M. Ochoa

**Budgeted:** N/A

**Budgeted Amount:** N/A

**Cost Estimate:** N/A

**Funding Source:** N/A

**Program/Line Item No.:** N/A

**General Counsel Approval:** N/A

**Engineers/Feasibility Report:** N/A

**CEQA Compliance:** N/A

**Subject: BUDGET TO ACTUAL REPORT FOR THIRD QUARTER FY 2017–18**

---

### SUMMARY

Attached is a copy of the Budget to Actual Report for the third quarter year-to-date fiscal year 2017–18. General Fund operations expenditures are \$1.9 million under budget. Debt Service is \$1.06 million under budget. Refurbishment and Replacement costs are \$5 million less than planned and Water Purchases are less than budget by \$7 million.

#### Attachment(s):

- Attachment A – Operating Costs Budget to Actual
- Attachment B – Cost Center Budget to Actual Summary
- Attachment C – Cost Center Budget to Actual Details
- Attachment D – Revenue Budget to Actual Summary

### RECOMMENDATION

Agendize for June 20 Board meeting: Receive and file the Budget to Actual Report for Third Quarter of Fiscal Year 2017-18 ending March 31, 2018.

### BACKGROUND/ANALYSIS

Attachment A provides an overall summary of the District's various operating costs for the third quarter to date. Attachment B provides a budget to actual summary of the 21 cost centers that comprise the general fund and attachment C provides the details of these 21 cost centers. The District's revenue performance is summarized in attachment D.

#### General Fund

General Fund costs are \$1.9 million under budget due to lower costs for professional services in Safety & Risk Management, Water Quality and Planning & Watershed Management expenses, which is offset with water production costs that were more than planned. Specific details on the expense categories that make up this variance can be found in the footnotes to the reports in attachments B and C.



### **Water Purchases**

Water purchases are \$7 million less than budget. The District purchased approximately 39,953 acre-feet of the 48,750 acre-feet of untreated non-interruptible MWD water budgeted year to date. The District also purchased approximately 60,060 acre-feet of the In-Lieu water from MWD through March 31, 2018 to take advantage of the lower costs of water.

### **Debt Service**

Debt service is under budget by \$1.06 million due to lower than planned interest rates on variable rate debt.

### **Refurbishment and Replacement Fund**

R&R costs are tracking less than planned primarily due the delays of GWRS Pipe Lining and pending Navy license for the Sunset GAP monitoring wells.

### **Revenue Summary**

Revenues overall were \$4.9 million more than budget. This variance represents a 4% increase from the original annual budget as shown in attachment D. The majority of this variance is due to the Replenishment Assessment revenue being more than budget by \$1.6 million for the first nine months of fiscal year 2018 and the District received the LRP revenue for the nine months ending March 31, 2018. Budgeted pumping was 227,438 acre-feet in the first nine months of fiscal year 2017-18 and actual pumping and In-Lieu was 230,205 acre-feet.

**PRIOR RELEVANT BOARD ACTION(S):** Quarterly

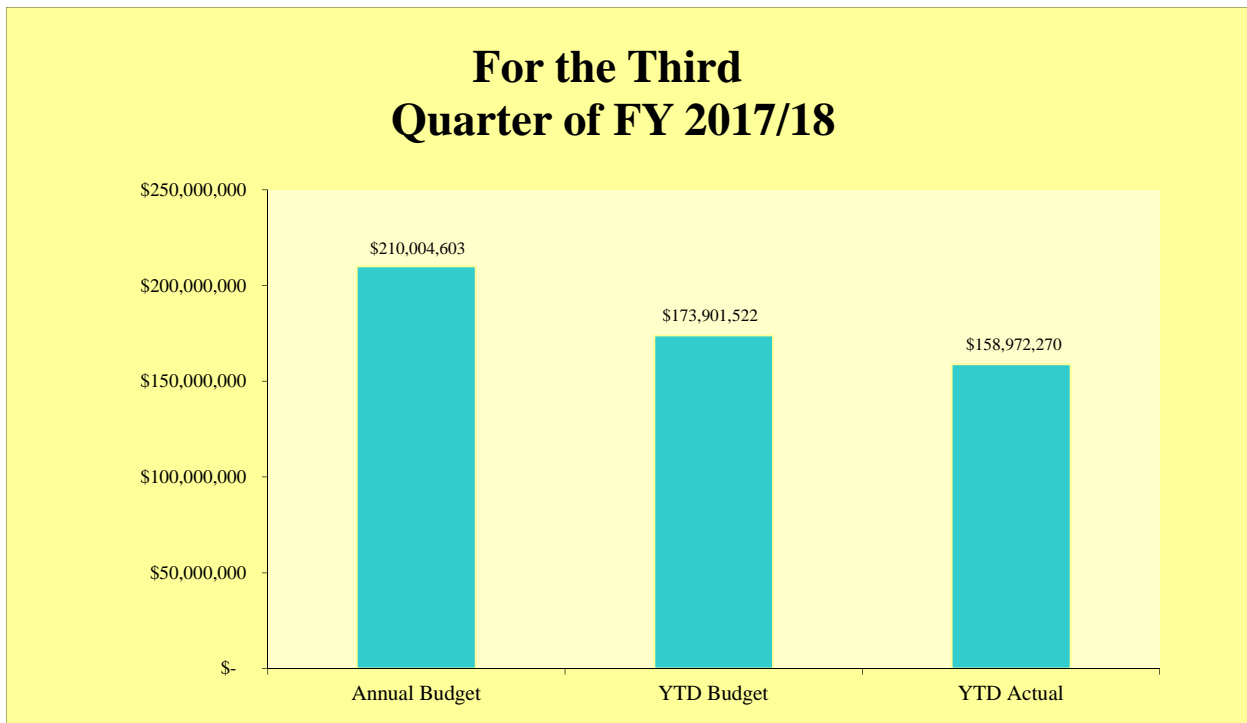
# ORANGE COUNTY WATER DISTRICT

## Operations Budget to Actual Report

For the Third Quarter Ending March 31, 2018

### Attachment A

Budget Items	Annual Budget	YTD Budget	YTD Actual	Difference
<b>General Fund</b>	\$ 70,007,224	\$ 52,925,414	\$ 51,039,928	\$ 1,885,486 <sup>1</sup>
<b>Small Equipment</b>	356,201	267,151	281,669	(14,518)
<b>Debt Service</b>	35,985,967	32,967,548	31,908,222	1,059,326 <sup>2</sup>
<b>Replacement &amp; Refurb.</b>	13,978,711	10,484,033	5,490,836	4,993,197 <sup>3</sup>
<b>Water Purchases</b>	89,676,500	77,257,375	70,251,615	7,005,760 <sup>4</sup>
<b>Totals</b>	<b>\$ 210,004,603</b>	<b>\$ 173,901,522</b>	<b>\$ 158,972,270</b>	<b>\$ 14,929,252</b>



- 1.) Primarily due to lower than planned expenses in Safety & Risk Management, Water Quality, and Planning & Watershed management, offset with water production expenses that were more than planned.
- 2.) Lower than planned interest expense on variable certificates of participation.
- 3.) Replacement & Refurbishment Projects are lower than planned primarily due to the delays of the GWRS Pipe Lining and delays due to license pending for the Sunset GAP monitoring wells.
- 4.) The District purchased approximately 39,953 acre-feet of firm untreated MWD water and budgeted 48,750 acre-feet for third quarter ending March 31, 2018. The District also purchased approximately 60,060 acre-feet of In-Lieu water from MWD.

# ORANGE COUNTY WATER DISTRICT

For the Third Quarter Ending March 31, 2018  
Attachment B

Description	Dept. Headcount Budget	Dept. Headcount Actual	Original YTD Budget A	Revised YTD Budget B	YTD Actual C	YTD Variance (Over)/Under D = B-C	Variance % E	Revised Total Annual Budget F	Department Budget % of Total Budget G	Projected Annualized Actual H	Annualized Variance (Over)/Under I = F-H
GENERAL MANAGER'S OFFICE	6	6	1,928,115	1,972,387	2,053,342	(80,955)	-4%	2,629,850	3.8%	2,737,790	(107,940)
PUBLIC AFFAIRS	7	7	1,439,027	1,480,008	1,492,327	(12,319)	-1%	1,973,344	2.8%	1,989,769	(16,425)
INFORMATION SERVICES	10	10	1,863,332	1,895,749	1,812,031	83,719	4%	2,527,666	3.6%	2,416,041	111,625
BOARD ADMINISTRATION	3	3	890,583	906,773	669,331	237,442	26%	1,209,031	1.7%	892,441	316,590
PURCHASING	6	6	551,879	566,981	553,722	13,260	2%	755,975	1.1%	738,296	17,680
FINANCE	13	13	1,495,691	1,546,251	1,387,312	158,939	10%	2,061,667	2.9%	1,849,749	211,919
HUMAN RESOURCES	4	4	669,480	691,932	608,873	83,060	12%	922,576	1.3%	811,830	110,746
SAFETY & RISK MANAGEMENT	2	2	1,022,751	1,237,723	973,737	263,986	21%	1,650,298	2.4%	1,298,317	351,981
WATER QUALITY	12	12	1,648,492	1,684,721	1,341,360	343,361	20%	2,246,295	3.2%	1,788,480	457,815
LABORATORY	30	28	4,068,961	4,151,943	3,835,789	316,155	8%	5,535,925	7.9%	5,114,385	421,540
RESEARCH & DEVELOPMENT	7	6	1,044,518	1,084,540	1,019,299	65,242	6%	1,446,054	2.1%	1,359,065	86,989
PLANNING & WATERSHED MGMT	4	4	1,056,605	1,505,440	1,086,918	418,521	28%	2,007,253	2.9%	1,449,224	558,028
LOCAL RESOURCES	1	1	273,631	346,115	260,463	85,652	25%	461,487	0.7%	347,284	114,202
HEALTH & REGULATORY	2.5	2.0	556,379	588,095	606,614	(18,519)	-3%	784,127	1.1%	808,819	(24,692)
WATER PRODUCTION	64	63	23,312,837	23,511,132	23,927,661	(416,529)	-2%	31,348,176	44.8%	31,903,548	(555,372)
FOREBAY OPERATIONS	20	19	2,993,065	3,061,147	2,825,476	235,671	8%	4,081,530	5.8%	3,767,301	314,229
PRADO	3	3	545,102	554,574	500,640	53,934	10%	739,431	1.1%	667,520	71,912
PROPERTY MANAGEMENT	1	1	183,581	231,107	218,809	12,298	5%	308,143	0.4%	291,746	16,397
ENGINEERING	8	8	672,459	698,192	807,024	(108,832)	-16%	930,923	1.3%	1,076,032	(145,109)
HYDROGEOLOGY	13.5	11.0	2,416,823	4,261,284	4,335,717	(74,433)	-2%	5,121,716	7.3%	5,780,956	(659,239)
NATURAL RESOURCES	3.5	3.5	936,755	949,319	723,485	225,834	24%	1,265,758	1.8%	964,646	301,112
	<u>220.5</u>	<u>212.5</u>	<u>\$ 49,570,065</u>	<u>\$ 52,925,414</u>	<u>\$ 51,039,928</u>	<u>\$ 1,885,486</u>		<u>\$ 70,007,224</u>	<u>100%</u>	<u>\$ 68,053,237</u>	<u>\$ 1,953,986</u>

1. Lower than planned professional service expenses for the Emergency Response Plan update and security program expenses.
2. Lab sample analysis expense were less than planned.
3. Less than planned professional service expenses for cost sharing of the Upper Santa Ana Watershed Management Model and for Prado Basin and Watershed management.
4. Utility electrical costs were more than planned offset with Los Alamitos O&M expenses lower than planned due to the Los Alamitos Barrier project injected less water than prior periods.

**ORANGE COUNTY WATER DISTRICT**

**General Fund ( Cost Center ) Budgets**

For the Third Quarter Ending March 31, 2018

**Attachment C**

<b>GENERAL MANAGER'S OFFICE</b>	<b>Original Budget A</b>	<b>Revised Budget B</b>	<b>YTD Budget C</b>	<b>YTD Actual D</b>	<b>Difference C - D</b>
ACTUAL REG WAGES	751,734	798,342	598,756	688,543	(89,786)
ACTUAL REG OT WAGES	1,000	1,000	750	316	434
RETIREMENT	125,330	128,332	96,249	94,074	2,175
HEALTH INSURANCE	96,591	102,891	77,168	70,934	6,234
WORKERS COMP	5,041	5,162	3,871	2,919	952
PAYROLL TAXES	12,763	12,763	9,572	8,977	595
MEMBERSHIP	277,200	277,200	207,900	239,015	(31,115)
SUBSCRIPTIONS	1,500	1,500	1,125	0	1,125
SPECIAL DEPARTMENT EXPENSE	33,500	36,500	27,375	42,853	(15,478)
TECH TRAINING	500	500	375	0	375
EXPENSE CONTRA	0	0	0	(2,418)	2,418
TRVL/MILEAGE/CONFERNC	17,400	17,400	13,050	15,133	(2,083)
OFF EXP-GENERAL	84,500	84,500	63,375	67,896	(4,521)
LOGO SHIRTS	300	300	225	163	62
RENT EQP-GEN	41,000	41,000	30,750	15,949	14,801
PRF SRVCS-GEN	39,500	39,500	29,625	36,998	(7,373)
PRF SRVCS-LEGAL	500,000	500,000	375,000	375,236	(236)
INTER-AGENCY AGREEMENT	582,861	582,860	437,145	396,753	40,392
MAINT EQ-GEN	100	100	75	0	75
	<b>\$ 2,570,820</b>	<b>\$ 2,629,850</b>	<b>\$ 1,972,387</b>	<b>\$ 2,053,342</b>	<b>\$ (80,955)</b>

**ORANGE COUNTY WATER DISTRICT**

**General Fund ( Cost Center ) Budgets**

For the Third Quarter Ending March 31, 2018

Attachment C

	Original Budget A	Revised Budget B	YTD Budget C	YTD Actual D	Difference C - D
<b>PUBLIC AFFAIRS</b>					
ACTUAL REG WAGES	788,503	811,753	608,815	585,984	22,831
ACTUAL REG OT WAGES	2,500	2,500	1,875	1,235	640
RETIREMENT	118,758	121,630	91,223	98,591	(7,368)
HEALTH INSURANCE	116,138	124,537	93,403	86,724	6,679
WORKERS COMP	5,389	5,508	4,131	3,014	1,117
PAYROLL TAXES	16,290	16,290	12,218	8,830	3,387
MEMBERSHIP	900	900	675	845	(170)
SUBSCRIPTIONS	2,500	2,500	1,875	860	1,015
SPECIAL DEPT EXPENSE	30,500	30,500	22,875	21,157	1,718
CHILDREN WTR FESTIVAL	220,000	220,000	165,000	155,906	9,094
CHILDREN WTR FESTIVAL-REIMBURSEMENT	(70,000)	(70,000)	(52,500)	6,042	(58,542)
SPECIAL DEPT EXPENSE-O.C. WTR SUMMIT	82,000	82,000	61,500	5,610	55,890
O.C. WTR SUMMIT-MWDOC COST SHARE	(5,000)	(5,000)	(3,750)	0	(3,750)
O.C. WTR SUMMIT-SPONSER REIMBURSEMENT	(70,000)	(70,000)	(52,500)	(1,340)	(51,160)
TECH TRAINING	2,000	2,000	1,500	913	587
MISC. EXPENSES	2,000	2,000	1,500	2,203	(703)
EXPENSE CONTRA	0	0	0	(1,460)	1,460
TRVL/MILEAGE/CONFERNC	22,500	22,500	16,875	11,239	5,636
PUB INFO TOUR	20,500	20,500	15,375	16,500	(1,125)
OFF EXP-GENERAL	43,500	43,500	32,625	33,705	(1,080)
PRF SRVCS-GEN	482,200	482,200	361,650	314,777	46,873
INTR-AGNCY AGRMNT-GWRS	178,050	198,050	148,538	140,993	7,545
MISC. REIMBURSEMENT-GWRS	(70,525)	(70,525)	(52,894)	0	(52,894)
	\$ 1,918,702	\$ 1,973,344	\$ 1,480,008	\$ 1,492,327	\$ (12,319)

**ORANGE COUNTY WATER DISTRICT**

**General Fund ( Cost Center ) Budgets**

For the Third Quarter Ending March 31, 2018

Attachment C

<b>INFORMATION SERVICES</b>	<b>Original Budget A</b>	<b>Revised Budget B</b>	<b>YTD Budget C</b>	<b>YTD Actual D</b>	<b>Difference C - D</b>
ACTUAL REG WAGES	1,193,551	1,221,931	916,448	953,884	(37,436)
ACTUAL REG OT WAGES	0	0	0	256	(256)
RETIREMENT	195,479	199,655	149,741	141,788	7,953
HEALTH INSURANCE	160,800	171,300	128,475	114,983	13,492
WORKERS COMP	7,997	8,165	6,124	4,371	1,753
PAYROLL TAXES	18,515	18,515	13,886	12,518	1,368
MEMBERSHIP	500	760	570	1,917	(1,347)
TECH TRAINING	16,000	16,000	12,000	6,713	5,287
TRVL/MILEAGE/CONFERNC	3,500	3,500	2,625	3,043	(418)
OFF EXP-GENERAL	2,000	2,000	1,500	756	744
HARDWARE/SOFTWARE	262,400	262,140	196,605	198,511	(1,906)
VOICE COMM	166,700	166,700	125,025	107,962	17,063
PRO SERVICE - GEN	30,000	30,000	22,500	1,500	21,000
MAINT EQ-GEN	427,000	427,000	320,250	263,829	56,421
	<b>\$ 2,484,442</b>	<b>\$ 2,527,666</b>	<b>\$ 1,895,749</b>	<b>\$ 1,812,031</b>	<b>\$ 83,719</b>

<b>BOARD ADMINISTRATION</b>	<b>Original Budget A</b>	<b>Revised Budget B</b>	<b>YTD Budget C</b>	<b>YTD Actual D</b>	<b>Difference C - D</b>
ACTUAL REG WAGES	315,576	323,236	242,427	215,263	27,164
ACTUAL REG OT WAGES	0	0	0	(576)	576
DIRECTOR FEES	320,588	320,588	240,441	164,004	76,437
RETIREMENT	105,921	107,196	80,397	62,222	18,175
HEALTH INSURANCE	216,533	229,133	171,850	158,025	13,825
WORKERS COMP	4,262	4,313	3,235	1,840	1,395
PAYROLL TAXES	9,224	9,224	6,918	4,913	2,005
LEGAL ADVERTISING	3,000	3,000	2,250	5,892	(3,642)
ELECTION	133,000	133,000	99,750	0	99,750
MEMBERSHIP	440	440	330	255	75
SPECIAL DEPT EXPENSE	35,000	35,000	26,250	23,612	2,638
TECH TRAINING	300	300	225	419	(194)
TRVL/MILEAGE/CONFERNC	26,300	26,300	19,725	19,931	(206)
OFF EXP-GENERAL	17,300	17,300	12,975	13,531	(556)
	<b>\$ 1,187,444</b>	<b>\$ 1,209,031</b>	<b>\$ 906,773</b>	<b>\$ 669,331</b>	<b>\$ 237,442</b>

**ORANGE COUNTY WATER DISTRICT**

**General Fund ( Cost Center ) Budgets**

For the Third Quarter Ending March 31, 2018

**Attachment C**

	Original Budget A	Revised Budget B	YTD Budget C	YTD Actual D	Difference C - D
<b>PURCHASING</b>					
ACTUAL REG WAGES	493,309	505,282	378,962	385,570	(6,608)
RETIREMENT	82,136	83,901	62,926	59,725	3,200
HEALTH INSURANCE	111,856	118,156	88,617	70,148	18,469
WORKERS COMP	6,035	6,133	4,600	3,355	1,245
PAYROLL TAXES	7,153	7,153	5,365	4,248	1,117
MEMBERSHIP	500	500	375	220	155
TECH TRAINING	300	300	225	0	225
OFF EXP-GENERAL	11,300	11,300	8,475	6,621	1,854
GAS & DIESEL	1,000	1,000	750	696	54
LOGO SHIRTS	150	150	113	115	(2)
SMALL TOOLS	100	100	75	0	75
INVENTORY ITEM ADJ	0	0	0	8,489	(8,489)
INVENTORY COST ADJ	0	0	0	(1,346)	1,346
INVENTORY FREIGHT	20,000	20,000	15,000	15,882	(882)
MAIN-S&I-GEN	2,000	2,000	1,500	0	1,500
	\$ 735,839	\$ 755,975	\$ 566,981	\$ 553,722	\$ 13,260

**ORANGE COUNTY WATER DISTRICT**

**General Fund ( Cost Center ) Budgets**

For the Third Quarter Ending March 31, 2018

**Attachment C**

	<b>Original Budget A</b>	<b>Revised Budget B</b>	<b>YTD Budget C</b>	<b>YTD Actual D</b>	<b>Difference C - D</b>
<b>FINANCE</b>					
ACTUAL REG WAGES	1,398,914	1,432,029	1,074,022	1,056,907	17,115
ACTUAL REG OT WAGES	2,580	2,580	1,935	282	1,653
RETIREMENT	228,587	234,111	175,583	162,918	12,665
HEALTH INSURANCE	207,731	221,380	166,035	151,893	14,142
WORKERS COMP	9,449	9,673	7,255	5,149	2,105
PAYROLL TAXES	22,095	22,095	16,571	15,664	908
MEMBERSHIP	3,200	3,200	2,400	1,660	740
SUBSCRIPTIONS	500	500	375	0	375
SPECIAL DEPT EXPENSE	0	0	0	254	(254)
TECH TRAINING	4,000	4,000	3,000	3,067	(67)
TRVL/MILEAGE/CONFERNC	1,000	1,000	750	17	733
OFF EXP-GENERAL	13,500	13,500	10,125	10,384	(259)
HARDWARE/SOFTWARE	0	0	0	136	(136)
GAS & DIESEL	3,600	3,600	2,700	3,755	(1,055)
UNIFORM & SAFETY	200	200	150	19	131
PRF SRVCS-GEN	160,000	174,900	131,175	74,208	56,967
PURCHASE DISCOUNTS	(70,000)	(70,000)	(52,500)	(69,885)	17,385
REBATES-PURCHASING CARD	(30,000)	(30,000)	(22,500)	(40,170)	17,670
BANK CHRGS	38,400	38,400	28,800	11,054	17,746
MAINT EQ-GEN	500	500	375	0	375
	<b>\$ 1,994,255</b>	<b>\$ 2,061,667</b>	<b>\$ 1,546,251</b>	<b>\$ 1,387,312</b>	<b>\$ 158,939</b>



**ORANGE COUNTY WATER DISTRICT**

**General Fund ( Cost Center ) Budgets**

For the Third Quarter Ending March 31, 2018

**Attachment C**

	<b>Original Budget A</b>	<b>Revised Budget B</b>	<b>YTD Budget C</b>	<b>YTD Actual D</b>	<b>Difference C - D</b>
<b>HUMAN RESOURCES</b>					
ACTUAL REG WAGES	449,723	460,153	345,115	321,666	23,449
RETIREMENT	71,549	73,285	54,964	50,572	4,392
HEALTH INSURANCE	70,469	74,669	56,002	52,189	3,813
HEALTH INS. - RETIREE PREMIUMS	15,500	15,500	11,625	8,419	3,206
WORKERS COMP	3,013	3,083	2,312	1,615	697
TUITION REIMBURSEMENT	20,000	20,000	15,000	9,109	5,891
PAYROLL TAXES	7,761	7,761	5,821	5,618	203
MEMBERSHIP	925	925	694	0	694
SUBSCRIPTIONS	200	800	600	88	512
SPECIAL DEPT EXPENSE	17,000	16,400	12,300	9,690	2,610
TECH TRAINING	8,000	8,000	6,000	1,483	4,517
TRVL/MILEAGE/CONFERNC	4,150	4,150	3,112	2,208	905
OFF EXP-GENERAL	22,900	22,900	17,175	17,536	(361)
PRF SRVCS-GEN	56,450	69,950	52,463	29,728	22,735
TEMP WORKERS	145,000	145,000	108,750	98,953	9,797
	<b>\$ 892,640</b>	<b>\$ 922,576</b>	<b>\$ 691,932</b>	<b>\$ 608,873</b>	<b>\$ 83,060</b>

	<b>Original Budget A</b>	<b>Revised Budget B</b>	<b>YTD Budget C</b>	<b>YTD Actual D</b>	<b>Difference C - D</b>
<b>SAFETY &amp; RISK MANAGEMENT</b>					
ACTUAL REG WAGES	249,228	254,872	191,154	174,636	16,519
RETIREMENT	38,250	39,190	29,392	29,135	257
HEALTH INSURANCE	47,576	49,676	37,257	35,397	1,860
WORKERS COMP	1,991	2,037	1,528	1,099	429
PAYROLL TAXES	4,823	4,823	3,617	2,950	667
MEMBERSHIP	500	500	375	210	165
SUBSCRIPTION	5,400	5,400	4,050	3,569	481
SPECIAL DEPT EXPENSE	4,700	4,700	3,525	1,581	1,944
TECH TRAINING	46,500	46,500	34,875	14,425	20,450
SECURITY PROGRAM	280,400	505,400	379,050	225,904	153,146 1
TRVL/MILEAGE/CONFERNC	3,400	3,400	2,550	523	2,027
OFF EXP-GENERAL	2,700	2,700	2,025	1,758	267
UNIFORM & SAFETY	35,000	35,000	26,250	17,653	8,598
SAFETY SUPPLIES	10,200	10,200	7,650	3,231	4,419
INSURANCE	600,000	600,000	450,000	455,479	(5,479)
CLAIMS	5,000	5,000	3,750	320	3,431
PRF SRVCS-GEN	23,500	76,400	57,300	5,870	51,430 2
MAINT EQ-GEN	4,500	4,500	3,375	0	3,375
	<b>\$ 1,363,668</b>	<b>\$ 1,650,298</b>	<b>\$ 1,237,723</b>	<b>\$ 973,737</b>	<b>\$ 263,986</b>

1.) Security expenses for Fountain Valley and Anaheim were lower than planned.

2.) Lower than planned expenses for Emergency Response update.

**ORANGE COUNTY WATER DISTRICT**

**General Fund ( Cost Center ) Budgets**

For the Third Quarter Ending March 31, 2018

**Attachment C**

	<b>Original Budget A</b>	<b>Revised Budget B</b>	<b>YTD Budget C</b>	<b>YTD Actual D</b>	<b>Difference C - D</b>
<b>WATER QUALITY</b>					
ACTUAL REG WAGES	1,232,009	1,261,909	946,432	864,084	82,348
ACTUAL REG OT WAGES	12,861	12,861	9,646	3,654	5,991
RETIREMENT	207,271	212,304	159,228	134,227	25,001
HEALTH INSURANCE	177,449	190,048	142,536	127,617	14,920
WORKERS COMP	31,803	32,575	24,431	17,826	6,605
PAYROLL TAXES	18,051	18,051	13,538	11,923	1,615
SPECIAL DEPT EXPENSE	8,950	8,950	6,712	5,530	1,182
TECH TRAINING	1,500	1,500	1,125	1,220	(95)
TRVL/MILEAGE/CONFERNCE	1,500	1,500	1,125	1,177	(52)
OFF EXP-GENERAL	15,000	15,000	11,250	5,491	5,759
GAS & DIESEL	14,500	14,500	10,875	11,074	(199)
UNIFORM & SAFETY	1,500	1,500	1,125	252	873
SMALL TOOLS	45,900	45,900	34,425	31,812	2,613
LAB SUPPLIES	4,000	4,000	3,000	4,387	(1,387)
LAB SAMPLE ANALYSIS	381,197	381,197	285,898	100,606	185,292
PROFESSIONAL SERVICE - GENERAL	7,500	7,500	5,625	300	5,325
MAINT EQ-GEN	37,000	37,000	27,750	20,179	7,571
	<b>\$ 2,197,989</b>	<b>\$ 2,246,295</b>	<b>\$ 1,684,721</b>	<b>\$ 1,341,360</b>	<b>\$ 343,361</b>

1.) Less than planned expenses of lab sample analysis due to lower numbers of testing.

**ORANGE COUNTY WATER DISTRICT**

**General Fund ( Cost Center ) Budgets**

For the Third Quarter Ending March 31, 2018

**Attachment C**

	<b>Original Budget A</b>	<b>Revised Budget B</b>	<b>YTD Budget C</b>	<b>YTD Actual D</b>	<b>Difference C - D</b>
<b>LABORATORY</b>					
ACTUAL REG WAGES	2,985,276	3,052,662	2,289,496	2,214,298	75,199
ACTUAL REG OT WAGES	56,499	56,499	42,374	18,865	23,509
RETIREMENT	471,524	482,481	361,861	333,725	28,136
HEALTH INSURANCE	442,275	473,777	355,333	296,855	58,478
WORKERS COMP	39,192	39,993	29,994	19,654	10,341
PAYROLL TAXES	57,113	57,113	42,835	31,886	10,948
SUBSCRIPTIONS	200	200	150	0	150
SPECIAL DEPT EXPENSE	35,000	35,000	26,250	19,161	7,089
TECH TRAINING	4,000	4,000	3,000	2,697	303
TRVL/MILEAGE/CONFERNC	8,000	8,000	6,000	3,632	2,368
OFF EXP-GENERAL	16,900	16,900	12,675	12,894	(219)
UNIFORM & SAFETY	2,200	2,200	1,650	2,874	(1,224)
SMALL TOOLS	3,500	3,500	2,625	0	2,625
LAB SUPPLIES	820,000	820,000	615,000	558,474	56,526
LAB SAMPLE ANALYSIS	2,000	2,000	1,500	288	1,212
RENT EQP-GEN	1,600	1,600	1,200	847	353
MAINT EQ-GEN	480,000	480,000	360,000	319,638	40,362
	<b>\$ 5,425,281</b>	<b>\$ 5,535,925</b>	<b>\$ 4,151,943</b>	<b>\$ 3,835,789</b>	<b>\$ 316,155</b>

**ORANGE COUNTY WATER DISTRICT**

**General Fund ( Cost Center ) Budgets**

For the Third Quarter Ending March 31, 2018

**Attachment C**

	<b>Original Budget A</b>	<b>Revised Budget B</b>	<b>YTD Budget C</b>	<b>YTD Actual D</b>	<b>Difference C - D</b>
<b>RESEARCH &amp; DEVELOPMENT</b>					
ACTUAL REG WAGES	922,877	957,517	718,138	719,951	(1,814)
ACTUAL REG OT WAGES	0	0	0	996	(996)
RETIREMENT	130,153	133,309	99,982	107,237	(7,255)
HEALTH INSURANCE	87,542	94,891	71,168	73,817	(2,648)
WORKERS COMP	10,520	10,733	8,050	5,597	2,453
PAYROLL TAXES	22,134	22,134	16,600	12,072	4,528
MEMBERSHIP	10,625	10,625	7,969	10,030	(2,061)
SPECIAL DEPT EXPENSE	1,000	1,000	750	0	750
TRVL/MILEAGE/CONFERNC	13,000	13,000	9,750	13,029	(3,279)
OFF EXP-GENERAL	8,800	4,000	3,000	9,776	(6,776)
GAS & DIESEL	1,000	1,000	750	652	98
LAB SUPPLIES	39,250	39,250	29,437	37,162	(7,725)
LAB SAMPLE ANALYSIS	8,000	8,000	6,000	338	5,662
RENT EQP-GEN	2,700	2,700	2,025	2,291	(266)
PRF SRVCS-GEN	105,000	113,000	84,750	11,874	72,876
MAINT EQ-GEN	28,595	33,395	25,046	14,477	10,569
MAINT S&I-GEN	1,500	1,500	1,125	0	1,125
	<b>\$ 1,392,691</b>	<b>\$ 1,446,054</b>	<b>\$ 1,084,540</b>	<b>\$ 1,019,299</b>	<b>\$ 65,242</b>

**ORANGE COUNTY WATER DISTRICT**

**General Fund ( Cost Center ) Budgets**

For the Third Quarter Ending March 31, 2018

**Attachment C**

	<b>Original Budget A</b>	<b>Revised Budget B</b>	<b>YTD Budget C</b>	<b>YTD Actual D</b>	<b>Difference C - D</b>
<b>PLANNING &amp; WATERSHED MGMT</b>					
<b>ACTUAL REG WAGES</b>	629,670	644,691	483,518	507,170	(23,652)
<b>RETIREMENT</b>	104,840	107,341	80,506	79,473	1,032
<b>HEALTH INSURANCE</b>	71,848	76,048	57,036	53,275	3,761
<b>WORKERS COMP</b>	4,219	4,319	3,239	2,369	870
<b>PAYROLL TAXES</b>	9,130	9,130	6,847	6,863	(15)
<b>MEMBERSHIP</b>	400	400	300	50	250
<b>SPECIAL DEPT EXPENSE</b>	104,400	104,400	78,300	74,131	4,169
<b>TRVL/MILEAGE/CONFERNC</b>	8,200	8,200	6,150	10,740	(4,590)
<b>OFF EXP-GENERAL</b>	1,900	1,900	1,425	2,739	(1,314)
<b>GAS &amp; DIESEL</b>	4,000	4,000	3,000	350	2,650
<b>UNIFORM &amp; SAFETY</b>	200	200	150	0	150
<b>PRF SERVCS-GEN</b>	470,000	1,046,624	784,968	349,759	435,209
	<b>\$ 1,408,806</b>	<b>\$ 2,007,253</b>	<b>\$ 1,505,440</b>	<b>\$ 1,086,918</b>	<b>\$ 418,521</b>

1.) Lower than planned professional service expense for cost sharing of Upper Santa Ana Watershed Management Model and for Prado Basin and Watershed management.

**ORANGE COUNTY WATER DISTRICT**

**General Fund ( Cost Center ) Budgets**

For the Third Quarter Ending March 31, 2018

**Attachment C**

	<b>Original Budget A</b>	<b>Revised Budget B</b>	<b>YTD Budget C</b>	<b>YTD Actual D</b>	<b>Difference C - D</b>
<b>LOCAL RESOURCES</b>					
ACTUAL REG WAGES	202,491	207,260	155,445	189,124	(33,679)
RETIREMENT	33,715	34,509	25,882	26,110	(228)
HEALTH INSURANCE	21,092	22,142	16,607	15,849	758
WORKERS COMP	1,357	1,389	1,042	776	266
PAYROLL TAXES	2,936	2,936	2,202	2,230	(28)
MEMBERSHIP	200	200	150	70	80
TRVL/MILEAGE/CONFERN	1,950	1,950	1,463	929	533
OFF EXP-GENERAL	1,100	1,100	825	675	150
PRF SERVCS-GEN	100,000	190,000	142,500	24,701	117,799
	<b>\$ 364,841</b>	<b>\$ 461,487</b>	<b>\$ 346,115</b>	<b>\$ 260,463</b>	<b>\$ 85,652</b>

	<b>Original Budget A</b>	<b>Revised Budget B</b>	<b>YTD Budget C</b>	<b>YTD Actual D</b>	<b>Difference C - D</b>
<b>HEALTH &amp; REGULATORY</b>					
ACTUAL REG WAGES	419,242	456,576	342,432	388,122	(45,690)
RETIREMENT	69,803	71,538	53,653	62,157	(8,504)
HEALTH INSURANCE	52,337	55,486	41,614	39,187	2,427
WORKERS COMP	2,809	2,879	2,159	1,910	249
PAYROLL TAXES	6,848	6,848	5,136	5,466	(330)
MEMBERSHIP	800	800	600	281	319
SUBSCRIPTION	500	500	375	468	(93)
SPECIAL DEPT EXPENSE	36,000	36,000	27,000	20,968	6,032
TRVL/MILEAGE/CONFERN	10,000	10,000	7,500	3,880	3,620
OFF EXP-GENERAL	3,500	3,500	2,625	3,615	(990)
PRF SRVCS-GEN	140,000	140,000	105,000	80,559	24,441
	<b>\$ 741,838</b>	<b>\$ 784,127</b>	<b>\$ 588,095</b>	<b>\$ 606,614</b>	<b>\$ (18,519)</b>

**ORANGE COUNTY WATER DISTRICT**

**General Fund ( Cost Center ) Budgets**

For the Third Quarter Ending March 31, 2018

**Attachment C**

	<b>Original Budget A</b>	<b>Revised Budget B</b>	<b>YTD Budget C</b>	<b>YTD Actual D</b>	<b>Difference C - D</b>
<b>WATER PRODUCTION</b>					
ACTUAL REG WAGES	6,403,698	6,559,580	4,919,685	5,067,406	(147,721)
ACTUAL REG OT WAGES	354,389	354,389	265,792	223,563	42,229
RETIREMENT	1,126,583	1,153,970	865,478	870,083	(4,606)
HEALTH INSURANCE	1,110,981	1,178,180	883,635	800,616	83,019
WORKERS COMP	209,221	214,313	160,735	122,131	38,604
PAYROLL TAXES	98,108	98,108	73,581	65,683	7,898
MEMBERSHIP	9,900	9,900	7,425	12,543	(5,118)
SPECIAL DEPT EXPENSE	25,000	25,000	18,750	(16,465)	35,215
TECH TRAINING	20,000	20,000	15,000	4,873	10,127
TRVL/MILEAGE/CONFERNCE	21,775	21,775	16,331	14,736	1,595
OFF EXP-GENERAL	18,200	18,200	13,650	10,609	3,041
HARDWARE/SOFTWARE	69,300	69,300	51,975	42,088	9,887
GAS & DIESEL	24,000	24,000	18,000	14,658	3,342
UNIFORM & SAFETY	48,100	48,100	36,075	28,837	7,238
CARTRIDGE FILTERS	75,000	75,000	56,250	13,763	42,487
SMALL TOOLS	22,000	22,000	16,500	9,362	7,138
SAFETY SUPPLIES	24,400	24,400	18,300	10,454	7,846
LAB SUPPLIES	29,500	29,500	22,125	12,894	9,231
LAB SAMPLE ANALYSIS	9,200	9,200	6,900	0	6,900
RENT EQP-GEN	6,000	6,000	4,500	3,826	674
PRF SRVCS - GEN	110,000	110,000	82,500	61,591	20,909
CHEM-CHLORINE	1,462,000	1,462,000	1,096,500	1,250,798	(154,298)
CHEM-PLYMR	35,000	35,000	26,250	28,991	(2,741)
CHEM-SLFRC ACID	351,500	351,500	263,625	220,239	43,386
CHEM-ANTISCALENT	1,775,000	1,775,000	1,331,250	1,280,689	50,561
CHEM-MF CLN CHEM	765,000	765,000	573,750	490,117	83,633
CHEM-GWRS RO CLEANING	275,000	260,000	195,000	22,027	172,973
CHEM-ALUM	6,000	6,000	4,500	0	4,500
CHEM-PST TREATMT HYDRATED LIME	775,000	775,000	581,250	618,874	(37,624)
CHEM-HYDROGEN PEROXIDE UV	450,000	450,000	337,500	292,512	44,988
CHEM-SODIUM BISULFITE	5,000	5,000	3,750	3,085	665

ORANGE COUNTY WATER DISTRICT

General Fund ( Cost Center ) Budgets

For the Third Quarter Ending March 31, 2018

Attachment C

	Revised Budget B	Revised Budget B	YTD Budget C	YTD Actual D	Difference C - D
CHEM - ANHYDROUS AMMONIA(TAX)	5,000	5,000	3,750	0	3,750
UTIL-ELEC	272,000	272,000	204,000	162,545	41,455
UTIL-POWER	12,794,578	12,794,578	9,595,933	11,003,828	(1,407,894) 1
UTIL-POWER-DEMAND CREDIT	(1,000,000)	(1,000,000)	(750,000)	(585,666)	(164,334)
UTIL-GAS	48,000	48,000	36,000	51,216	(15,216)
UTIL-WATER	46,000	46,000	34,500	39,245	(4,745)
LADPW CURRENT EXP	850,000	850,000	637,500	(47,601)	685,101 2
MAINT-SUPPLS&MATRL-ELECTRICAL	38,200	38,200	28,650	31,199	(2,549)
MAINT - SUPPLS&MATERIAL	219,950	219,950	164,963	164,966	(3)
MAINT EQ-COMM	4,000	4,000	3,000	385	2,615
MAINT EQ-CARTS	13,000	13,000	9,750	9,108	642
MAINT EQ-VEH	51,000	51,000	38,250	26,231	12,019
MAINT EQ-HEAVY	7,000	7,000	5,250	2,302	2,948
MAINT S&I-OUTSIDE SVC	650,000	658,833	494,125	438,882	55,243
MAINT S&I-MICROFILTRATION	151,800	151,800	113,850	120,375	(6,525)
MAINT S&I-REV OSMOS	176,000	176,000	132,000	109,314	22,686
MAINT S&I-GAP	49,500	49,500	37,125	34,153	2,972
MAINT S&I- INJECT	324,400	324,400	243,300	45,071	198,229
MAINT S&I-UV	579,500	579,500	434,625	662,527	(227,902)
MAINT-INFLNT PMP STN	4,000	4,000	3,000	3,085	(85)
MAINT-SNT ANA RES	5,000	5,000	3,750	2,174	1,576
MAIN-S&I-SCREENINGS	18,000	18,000	13,500	2,962	10,538
MAIN-S&I-LIME SYSTEM	38,500	38,500	28,875	30,724	(1,849)
MAIN-S&I-PRODUCT WATR PUMP STN	23,500	38,500	28,875	40,058	(11,183)
	\$ 31,083,783	\$ 31,348,176	\$ 23,511,132	\$ 23,927,661	\$ (416,529)

1.) Electrical costs more than planned for the nine months.

2.) Los Alamitos Barrier Project injected less this year than planned.



**ORANGE COUNTY WATER DISTRICT**

**General Fund ( Cost Center ) Budgets**

For the Third Quarter Ending March 31, 2018

**Attachment C**

	Original Budget A	Revised Budget B	YTD Budget C	YTD Actual D	Difference C - D
<b>FOREBAY OPERATIONS</b>					
ACTUAL REG WAGES	1,695,898	1,737,060	1,302,795	1,157,867	144,928
ACTUAL REG OT WAGES	82,613	82,613	61,960	15,601	46,359
RETIREMENT	296,122	303,309	227,482	211,028	16,454
HEALTH INSURANCE	301,714	322,715	242,036	219,171	22,865
WORKERS COMP	58,778	60,204	45,153	30,090	15,063
PAYROLL TAXES	25,789	25,789	19,342	18,036	1,306
MEMBERSHIP	590	590	443	208	235
SPECIAL DEPT EXPENSE	4,500	4,500	3,375	5,003	(1,628)
TECH TRAINING	4,000	4,000	3,000	918	2,082
OFF EXP-GENERAL	7,250	7,250	5,438	3,899	1,539
GAS & DIESEL	25,000	25,000	18,750	20,035	(1,285)
FUEL - OFF ROAD	70,000	70,000	52,500	25,371	27,129
UNIFORM & SAFETY	12,500	12,500	9,375	8,303	1,072
LOGO SHIRTS	500	500	375	720	(345)
SMALL TOOLS	13,000	13,000	9,750	6,411	3,339
SAFETY SUPPLIES	5,000	25,000	18,750	9,593	9,157
RENT EQP-GEN	2,000	2,000	1,500	367	1,133
RENT EQP-HEAVY	6,000	6,000	4,500	5,143	(643)
PRO SERVICE-GEN	10,000	10,000	7,500	9,684	(2,184)
CHEM-PESTI	1,000	1,700	1,275	0	1,275
UTIL-ELEC	875,000	875,000	656,250	665,770	(9,520)
UTIL-GAS	0	0	0	7,830	(7,830)
UTIL-WATER	33,500	33,500	25,125	25,197	(72)
MAINT EQ-GEN	7,000	7,000	5,250	1,887	3,363
MAINT EQ-COMM	4,000	4,000	3,000	1,194	1,806
MAINT EQ-VEH	30,000	30,000	22,500	17,605	4,895
MAINT EQ-HEAVY	95,000	95,000	71,250	80,551	(9,301)
MAINT S&I-GEN	324,000	323,300	242,475	277,994	(35,519)
	<b>\$ 3,990,753</b>	<b>\$ 4,081,530</b>	<b>\$ 3,061,147</b>	<b>\$ 2,825,476</b>	<b>\$ 235,671</b>

**ORANGE COUNTY WATER DISTRICT**

**General Fund ( Cost Center ) Budgets**

For the Third Quarter Ending March 31, 2018

**Attachment C**

	<b>Original Budget A</b>	<b>Revised Budget B</b>	<b>YTD Budget C</b>	<b>YTD Actual D</b>	<b>Difference C - D</b>
<b>PRADO</b>					
ACTUAL REG WAGES	323,057	330,894	248,171	237,136	11,035
ACTUAL REG OT WAGES	14,021	14,021	10,516	423	10,092
RETIREMENT	56,123	57,485	43,114	39,771	3,343
HEALTH INSURANCE	52,069	55,219	41,414	40,210	1,204
WORKERS COMP	11,347	11,624	8,718	6,286	2,432
PAYROLL TAXES	4,888	4,888	3,666	3,401	265
TECH TRAINING	300	300	225	0	225
MISC EXPENSE	1,000	1,000	750	95	655
OFF EXP-GENERAL	4,600	4,100	3,075	1,683	1,392
GAS & DIESEL	3,000	3,000	2,250	3,766	(1,516)
FUEL - OFF ROAD	40,000	40,000	30,000	18,702	11,298
UNIFORM & SAFETY	3,500	3,500	2,625	1,777	848
LOGO SHIRTS	200	200	150	0	150
SMALL TOOLS	1,000	1,000	750	472	278
SAFETY SUPPLIES	500	500	375	279	96
RENT EQP-GEN	1,000	1,000	750	0	750
RENT EQP-HEAVY	60,000	60,000	45,000	27,814	17,186
SECURITY	3,500	3,500	2,625	0	2,625
CHEM-FLOC	1,000	1,000	750	388	362
UTIL-ELEC	10,000	10,000	7,500	8,556	(1,056)
MAINT EQ-GEN	2,000	2,000	1,500	559	941
MAINT EQ-VEH	4,000	4,000	3,000	2,829	171
MAINT EQ-HEAVY	30,000	30,000	22,500	9,942	12,558
MAINT S&I-GEN	99,700	100,200	75,150	96,548	(21,398)
	<b>\$ 726,803</b>	<b>\$ 739,431</b>	<b>\$ 554,574</b>	<b>\$ 500,640</b>	<b>\$ 53,934</b>

**ORANGE COUNTY WATER DISTRICT**

**General Fund ( Cost Center ) Budgets**

For the Third Quarter Ending March 31, 2018

**Attachment C**

	<b>Original Budget A</b>	<b>Revised Budget B</b>	<b>YTD Budget C</b>	<b>YTD Actual D</b>	<b>Difference C - D</b>
<b>PROPERTY MANAGEMENT</b>					
ACTUAL REG WAGES	81,411	83,388	62,541	64,385	(1,844)
RETIREMENT	13,555	13,884	10,413	9,984	429
HEALTH INSURANCE	11,417	12,467	9,350	8,465	886
WORKERS COMP	545	558	419	313	106
PAYROLL TAXES	1,180	1,180	885	917	(32)
MEMBERSHIP	270	270	203	0	203
SPECIAL DEPT EXPENSE	200	200	150	0	150
LICENSES & PERMITS	76,896	76,896	57,672	62,459	(4,787)
OFF EXP-GENERAL	500	500	375	59	316
GAS & DIESEL	1,000	1,000	750	0	750
PRF SRVCS-GEN	3,700	63,700	47,775	16,468	31,307
TAXES & ASSESMENTS	53,100	53,100	39,825	55,761	(15,936)
MAINT S&I-GEN	1,000	1,000	750	0	750
	<b>\$ 244,775</b>	<b>\$ 308,143</b>	<b>\$ 231,107</b>	<b>\$ 218,809</b>	<b>\$ 12,298</b>

	<b>Original Budget A</b>	<b>Revised Budget B</b>	<b>YTD Budget C</b>	<b>YTD Actual D</b>	<b>Difference C - D</b>
<b>ENGINEERING</b>					
ACTUAL REG WAGES	951,600	974,108	730,581	770,857	(40,276)
ACTUAL REG OT WAGES	4,000	4,000	3,000	220	2,780
CAPITALIZED SALARIES	(329,563)	(329,563)	(247,172)	(157,288)	(89,885)
RETIREMENT	155,861	159,121	119,340	112,154	7,187
HEALTH INSURANCE	133,586	141,986	106,490	102,805	3,684
WORKERS COMP	10,370	10,511	7,883	5,597	2,286
PAYROLL TAXES	15,065	15,065	11,299	11,267	32
CAPITALIZED BENEFITS	(108,105)	(108,105)	(81,079)	(52,071)	(29,008)
MEMBERSHIP	1,000	1,000	750	520	230
SUBSCRIPTIONS	2,400	2,400	1,800	1,437	363
TECH TRAINING	2,000	2,000	1,500	1,223	277
TRVL/MILEAGE/CONFERN	5,000	5,000	3,750	4,442	(692)
OFF EXP-GENERAL	9,900	9,900	7,425	3,721	3,704
GAS & DIESEL	3,500	3,500	2,625	1,740	885
PRF SRVCS-ENG	40,000	40,000	30,000	200	29,800
MAINT EQ-GEN	0	0	0	200	(200)
	<b>\$ 896,612</b>	<b>\$ 930,923</b>	<b>\$ 698,192</b>	<b>\$ 807,024</b>	<b>\$ (108,832)</b>

**ORANGE COUNTY WATER DISTRICT**

**General Fund ( Cost Center ) Budgets**

For the Third Quarter Ending March 31, 2018

**Attachment C**

	Original Budget A	Revised Budget B	YTD Budget C	YTD Actual D	Difference C - D
<b>HYDROGEOLOGY</b>					
ACTUAL REG WAGES	1,559,318	1,596,138	1,197,104	1,261,250	(64,146)
ACTUAL REG OT WAGES	9,457	9,457	7,093	16,580	(9,487)
CAPITALIZED SALARIES	(248,015)	(248,015)	(186,011)	(61,840)	(124,171)
RETIREMENT	256,006	262,499	196,874	188,285	8,589
HEALTH INSURANCE	222,916	236,566	177,424	162,217	15,207
WORKERS COMP	24,290	24,885	18,663	13,252	5,412
PAYROLL TAXES	24,683	24,683	18,512	17,636	876
CAPITALIZED BENEFITS	(86,523)	(86,523)	(64,892)	(20,349)	(44,543)
MEMBERSHIP	1,500	1,500	1,125	1,245	(120)
SPECIAL DEPT EXPENSE	239,400	239,400	179,550	103,249	76,301
TECH TRAINING	2,500	2,500	1,875	2,159	(284)
TRVL/MILEAGE/CONFERNC	5,000	5,000	3,750	2,279	1,471
OFF EXP-GENERAL	12,000	12,000	9,000	7,497	1,503
GAS & DIESEL	6,000	6,000	4,500	4,691	(191)
UNIFORM & SAFETY	200	200	150	0	150
LOGO SHIRTS	100	100	75	0	75
SMALL TOOLS	9,000	10,000	7,500	8,518	(1,018)
LAB SUPPLIES	100	100	75	48	27
PRF SRVCS-LEGAL	555,000	2,379,987	2,204,987	2,226,701	(21,714)
PRF SRVCS-ENG	595,500	611,240	458,430	386,501	71,929
MAINT EQ-GEN	22,000	22,000	16,500	11,023	5,477
MAINT S&I-GEN	12,000	12,000	9,000	4,775	4,225
<b>DEPARTMENT GRAND TOTAL</b>	<b>\$ 3,222,431</b>	<b>\$ 5,121,716</b>	<b>\$ 4,261,284</b>	<b>\$ 4,335,717</b>	<b>\$ (74,433)</b>

**ORANGE COUNTY WATER DISTRICT**

**General Fund ( Cost Center ) Budgets**

For the Third Quarter Ending March 31, 2018

Attachment C

	Original Budget A	Revised Budget B	YTD Budget C	YTD Actual D	Difference C - D
<b>NATURAL RESOURCES</b>					
ACTUAL REG WAGES	467,529	478,057	358,543	387,026	(28,483)
RETIREMENT	72,216	73,968	55,476	55,944	(468)
HEALTH INSURANCE	85,704	89,903	67,427	62,065	5,363
WORKERS COMP	11,433	11,705	8,779	6,517	2,262
PAYROLL TAXES	8,875	8,875	6,656	6,383	273
MEMBERSHIP	0	0	0	100	(100)
SUBSCRIPTIONS	750	750	563	599	(37)
SPECIAL DEPT EXPENSE	2,000	2,000	1,500	1,632	(132)
TRVL/MILEAGE/CONFERN	3,000	3,000	2,250	973	1,277
OFF EXP-GENERAL	5,000	6,088	4,566	5,603	(1,037)
GAS & DIESEL	11,000	9,000	6,750	5,857	893
UNIFORM & SAFETY	500	500	375	444	(69)
LOGO SHIRTS	500	500	375	0	375
SMALL TOOLS	13,000	11,912	8,934	7,180	1,754
SAFETY SUPPLIES	500	500	375	0	375
RENT EQP-GEN	1,500	1,500	1,125	0	1,125
PRF SRVCS-GEN	265,000	265,000	198,750	36,056	162,694
SAWA REIMBURSEMENT	(119,000)	(119,000)	(89,250)	(56,838)	(32,412)
CHEM-FLOC	5,000	5,000	3,750	7,316	(3,565)
INTER-AGENCY AGREEMENT	15,000	15,000	11,250	11,250	0
MAINT EQ-GEN	2,000	2,000	1,500	55	1,445
MAINT EQ-VEH	3,000	5,000	3,750	2,105	1,645
MAINT EQ-HEAVY	3,000	3,000	2,250	0	2,250
MAINT S&I-GEN	391,500	391,500	293,625	183,218	110,407
	\$ 1,249,007	\$ 1,265,758	\$ 949,319	\$ 723,485	\$ 225,834
<b>Grand Totals</b>	<b>\$ 66,093,422</b>	<b>\$ 70,007,224</b>	<b>\$ 52,925,414</b>	<b>\$ 51,039,928</b>	<b>\$ 1,885,486</b>

1.) Less than planned expenses for vireo monitoring and wildlife management.

**ORANGE COUNTY WATER DISTRICT**  
**Attachment D**  
**OPERATING BUDGET TO ACTUAL**  
**FOR THE THIRD QUARTER ENDING MARCH 31, 2018**

<u>Revenue Sources</u>	<u>Annual Budget</u>	<u>YTD Budget</u>	<u>YTD Actual</u>	<u>Variance (Over)/Under</u>
Replenishment Assessment (Including In-Lieu RA)	\$ 134,287,529	\$ 100,715,647	\$ 102,356,945	\$ (1,641,298) <sup>1</sup>
In-Lieu (Energy)	\$ -	\$ -	\$ -	\$ -
Basin Equity Assessment	\$ 1,750,000	\$ 1,312,500	\$ 849,330	\$ 463,170
Property Taxes	\$ 24,200,000	\$ 18,150,000	\$ 18,434,169	\$ (284,169)
Facility Revenue (GAP & LRP)	\$ 10,100,000	\$ 7,575,000	\$ 9,556,095	\$ (1,981,095) <sup>2</sup>
Notes Receivable	\$ 547,259	\$ 410,444	\$ 180,116	\$ 230,328
Investment Revenue	\$ 1,450,000	\$ 1,087,500	\$ 1,744,474	\$ (656,974)
Rent & Others	\$ 8,645,143	\$ 7,695,143	\$ 8,763,928	\$ (1,068,785)
	<u>\$ 180,979,931</u>	<u>\$ 136,946,234</u>	<u>\$ 141,885,057</u>	<u>\$ (4,938,823)</u>

1.) Replenishment Assessment increase is higher than planned. Actual pumping is 230,205 acre-fee and budget is 227,438 acre-feet for the nine months.

2.) LRP revenue has been received and more than planned for the nine months ending March 31, 2018 due to timing.



## AGENDA ITEM SUBMITTAL

**Meeting Date:** June 14, 2018

**To:** Administrative Finance Committee.  
Board of Directors

**From:** Mike Markus

**Staff Contact:** R. Fick/J. Kennedy

**Budgeted:** N/A

**Budgeted Amount:** N/A

**Cost Estimate:** N/A

**Funding Source:** N/A

**Program/Line Item No.:** N/A

**General Counsel Approval:** N/A

**Engineers/Feasibility Report:** N/A

**CEQA Compliance:** N/A

**Subject:** POSSIBLE GROUNDWATER PRODUCERS WELL LOAN PROGRAM

---

### SUMMARY

The District previously established a Conjunctive Use Well Loan Program in the late 1980's that loaned money to Groundwater Producers at an attractive interest rate to encourage the construction of additional wells. The program was terminated in 1998 for budgetary reasons. Staff was requested to include this subject on the agenda for discussion.

### RECOMMENDATION

Informational

### DISCUSSION/ANALYSIS

The 19 Groundwater Producers are comprised of 13 cities, 5 retail water districts, and one investor owned water utility. Each Producer operates a unique retail water utility system that has evolved over the decades depending upon the management priorities of that Producer. Some Producers have constructed enough wells over the years to provide them sufficient pumping capacity to pump 100 percent of their water demands. Other Producers have not made those types of investments and can at times struggle to pump up to the current 75 percent Basin Production Percentage (BPP), especially if they have a well experiencing any type of operational or water quality issue.

It has been an important and fundamental management goal of the District that each Groundwater Producer is able to pump up to the BPP wherever it is established. This goal is part of the District's overall management philosophy that all Producers should be treated the same with equal access to the groundwater basin. The District charges the same Replenishment Assessment to each Producer. Each Producer has the same BPP. Under this philosophy each Producer has the same water supply cost and water reliability, and no Producer feels they are operating at a disadvantage to others within OCWD.

As an example of this basin management philosophy, in the late 1980's, the District established a program to loan money to the Producers to fund the construction of up to three new groundwater production wells per Producer. The program was called the Conjunctive Use Well Program. At that time the BPP had recently been increased from 70 to 75 percent and there were several Producers unable to pump up to that percentage. This program made capital money easily available to the Producers via an agreement with OCWD to fund the construction of additional production wells.



It is also preferable from the Districts basin management perspective that all Producers have excess groundwater pumping capacity. The current Coastal Pumping Transfer Program provides an incentive for coastal Producers to pump below the BPP to assist with preventing seawater intrusion. These Producers receive a Basin Equity Assessment (BEA) payment from the District to compensate them for their increased water supply cost (from taking additional imported water). Conversely inland Producers pump above the BPP and pay the BEA to OCWD making the program cost neutral to the District. This program is limited due to the limited excess pumping capacity available with the inland Producers.

There could also be periods when the groundwater basin is too full, due to an extended wet period, when the District would want to establish a relatively high BPP to reduce water levels. However, if excess groundwater pumping capacity is not available, this basin management objective may not be achievable.

### Increasing the Basin Production Percentage

The District is continually evaluating the development of new possible projects to increase the amount of water that is recharged into the groundwater basin to support a higher BPP. This then reduces the amount of imported water that is necessary for the District's service territory. In general, for every additional 10,000 acre-feet per year of water the District can recharge into the groundwater basin, the BPP can be increased by about 2.5 percent.

It is possible with the GWRS Final Expansion project the District could be in a position to increase the BPP up to around 80% depending upon other factors. If this were to happen, the District would want all Producers to pump up to the 80% level. Staff is unsure at this time if such would immediately occur. It could take several years for a few Producers to develop the necessary infrastructure to pump at 80%. Additionally, some of the options being considered for distributing water from the proposed Poseidon project could also increase the BPP by approximately 6%.

### Groundwater Producers Pumping Evaluation

During the summer and fall of 2017 District staff met with and/or exchanged information with every Groundwater Producer regarding their water systems and their capacity to pump up to a higher BPP. The information obtained is attached and clearly shows that as the BPP is increased, the Producers need to construct additional extraction wells. Additionally, new pipelines, booster pump stations and reservoirs can be needed to allow the Producer to distribute groundwater throughout its water system.

The following table and graph indicates that if the BPP were to be established at, for example 90 percent, the Producers would collectively need to construct approximately \$184 million worth of new wells and supporting infrastructure. If the BPP was established at 95 percent, the Producers would collectively need to construct approximately \$309 million worth of new wells and supporting infrastructure.

If the District was able to develop economical additional water supply projects to recharge greater amounts of water into the groundwater basin to support establishing a higher BPP, it would send a financial signal to the Producers to construct additional extraction wells and supporting infrastructure to allow them to pump up to the higher level. However, the higher

the BPP is established, it becomes questionable if not doubtful in staff's opinion if all of the Producers would be able to construct the necessary wells and infrastructure to pump up to the higher level. This would then put the District in an undesirable situation of having Producers pumping at varying levels resulting in different water supply costs.

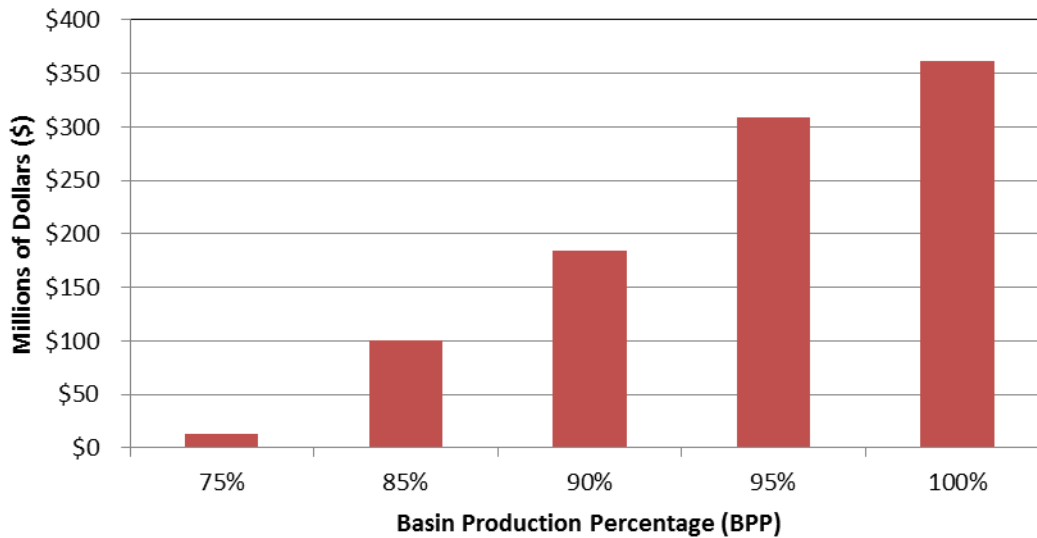
### Summary of Infrastructure Costs and Number of Wells to Pump Additional Groundwater

Producer	Cost of Additional Infrastructure to Achieve Higher BPP (\$Millions)					Total Cost Per Producer (\$Millions)	Number of Additional Wells for 100% BPP	Typical Total Water Demand (afy) <sup>(1)</sup>	
	BPP (%)	75 %	85 %	90 %	95 %				100 %
Anaheim		\$0	\$11	\$19	\$30	\$5	\$65	5	66,800
Buena Park		\$0	\$10	\$3	\$3	\$0	\$16	1	15,200
EOCWD		\$0	\$3	\$0	\$0	\$0	\$3	1	1,040
Fountain Valley (2)		-	-	-	-	-	-	-	10,000
Fullerton		\$0	\$0	\$0	\$43	\$0	\$43	5	28,700
Garden Grove		\$0	\$0	\$20	\$0	\$0	\$20	-	25,900
Golden State Water		\$0	\$0	\$8	\$8	\$8	\$25	3	27,500
Huntington Beach		\$10	\$5	\$5	\$0	\$0	\$20	4	30,000
IRWD (3) (4)		-	-	-	-	-	-	-	49,000
La Palma		\$0	\$5	\$0	\$0	\$0	\$5	1	2,200
Mesa WD (4)		-	-	-	-	-	-	-	19,800
Newport Beach		\$0	\$7	\$0	\$0	\$4	\$11	2	15,900
Orange		\$0	\$11	\$6	\$13	\$0	\$30	3	31,400
Santa Ana		\$0	\$15	\$15	\$21	\$30	\$81	3	39,300
Seal Beach (2)		-	-	-	-	-	-	-	3,700
Serrano WD		\$0	\$5	\$1	\$0	\$0	\$6	1	3,200
Tustin		\$0	\$10	\$0	\$7	\$0	\$17	2	12,300
Westminster (2)		-	-	-	-	-	-	-	12,500
YLWD		\$4	\$6	\$5	\$0	\$5	\$21	3	16,100
<b>Totals (\$Millions)</b>		<b>\$14</b>	<b>\$87</b>	<b>\$83</b>	<b>\$125</b>	<b>\$53</b>		<b>34</b>	<b>410,540</b>
<b>Cumulative Total (\$Millions)</b>		<b>\$14</b>	<b>\$101</b>	<b>\$184</b>	<b>\$309</b>	<b>\$362</b>			

1. Based on actual FY12-13 water demands which generally represent current demands.
2. These producers generally have sufficient wells and infrastructure to pump up to 100% BPP
3. See attached letter
4. Mesa & IRWD generally pump 90 to 100% groundwater due to BEA exempt water quality projects.

Many assumptions were made by the Groundwater Producers and staff in estimating the costs to construct additional facilities to meet a higher BPP. The figures provided in the table and graph should be considered as rough estimates with a range in accuracy of plus or minus 20 percent. Staff had Brady and Associates review the accuracy of the assembled information. A letter from Brady and Associates is attached confirming that the estimates are reasonable. Staff will continue working with the Groundwater Producers to refine these estimates.

### Cumulative Estimated Capital Cost to Increase Groundwater Production



#### Issues to Consider With a New Program

There are several issues to consider if the Board is interested in establishing a new loan program. They are listed below:

1. Staff has informally polled the Producers as to their interest in such a program and has only received comments of interest from about six agencies to date. If each of these agencies needed funding for one well, approximately \$30 million would be required. However, it is very difficult to estimate how much interest would develop should the District establish this program and how much money could be requested.
2. What is the funding source the District would use to provide loan proceeds? Should the RA be temporarily increased to generate a pot of money? If the RA was temporarily increased another \$25/acre-foot for five years it would generate approximately \$40 million. OCWD could also issue debt to provide the loan proceeds. This would entail much more administrative work but would reduce the necessary RA increase.
3. How much money per Producer would be loaned?
4. What interest rate would be charged?  
The District should charge an interest rate above what it is being received on its reserves to avoid any "gift of public funds" type issues.
5. Can other facilities be included in the program such as a pipeline from the new well to the Producers distribution system. Can necessary facilities to treat impaired groundwater be included?

Staff will discuss these issues with the Committee. Staff would recommend if the Board is interested in establishing this program, that it be considered next winter during the preparation of the FY2019-20 budget.



# Possible Groundwater Producers Well Loan Program

Administration Finance Committee  
June 14, 2018



# Background

- Committee request
- Producers generally (few exceptions) have the necessary wells and infrastructure to pump up to the current 75% BPP
- What do the Groundwater Producers need in terms of new facilities and \$ to pump up to a higher Basin Production Percentage (BPP)



# Background

- Previous OCWD Program – late 1980's
- OCWD would loan \$ to Producers to make it easier to construct new wells
- Up to 3 wells per Producer
- ~ \$1 million per well
- In the area of 20 wells constructed
- Terminated around 1997



# Background

- Wherever the BPP is established, OCWD wants all 19 Producers to be able to pump up to that BPP level
- OCWD management goal for all Producers to have the same water supply cost – “socialistic system”



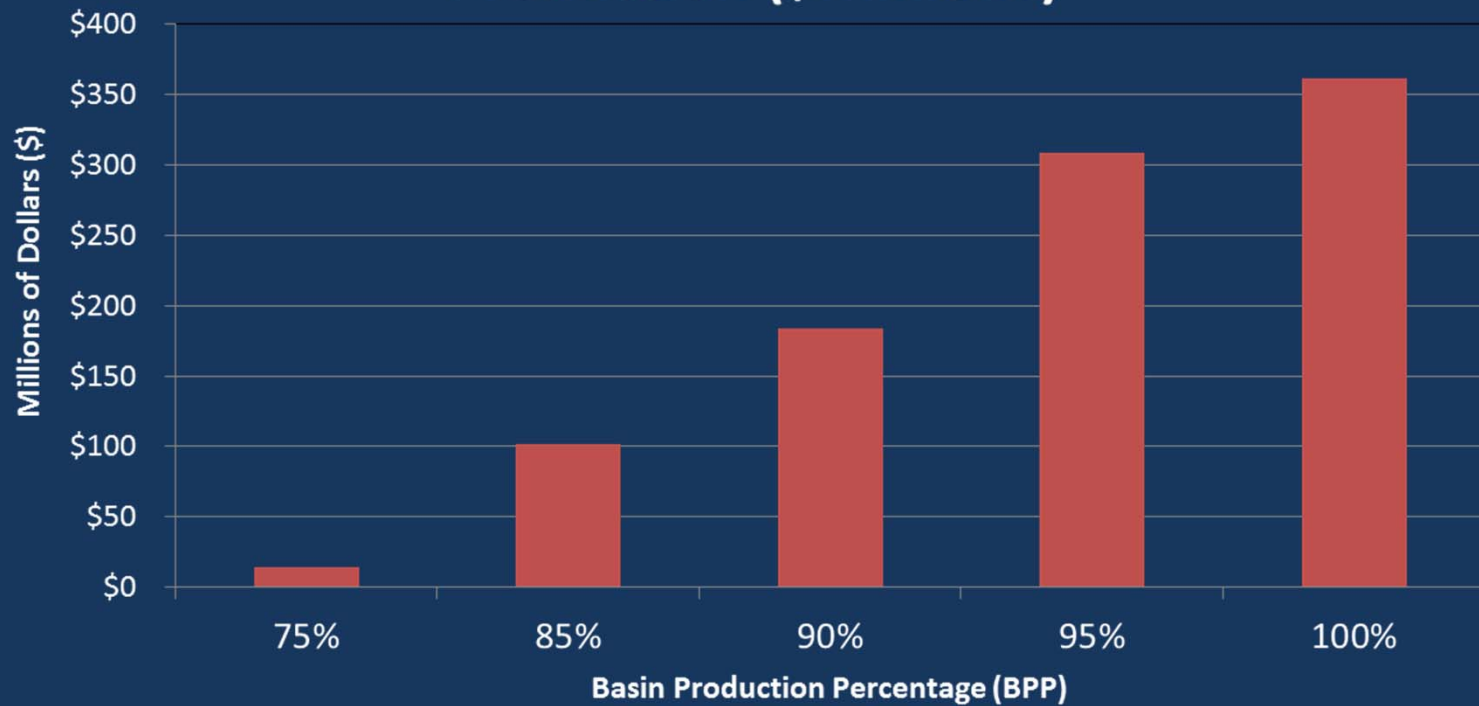
# Background

- Staff recently surveyed each Producer
- What would it take to pump up to a higher BPP?
- 19 Producers
  - 13 cities
  - 5 retail water district
  - 1 investor owned water utility
- Producers operate unique systems





## Cumulative Estimated Capital Cost For 19 Producers to Increase Groundwater Production (\$Millions)





# Issues to Consider with a New Program

- How much money per Producer would be loaned?
- What interest rate would be charged?
- Can other facilities be included in the program?
  - Pipeline from the new well to the Producers distribution system
  - Facilities to treat impaired groundwater



# Issues to Consider with a New Program

- Staff has informally polled the Producers ~ six agencies interested
- Difficult to estimate how much interest would develop should the District establish this program and how much money could be requested.
- If six Producers needed funding for one well, approximately \$30 million would be required



# Issues to Consider with a New Program

- What is the funding source the District would use to provide loan proceeds?
- Should the RA be temporarily increased to generate a pot of money?
  - Temporarily increase RA another \$25/acre-foot for five years
  - Generates approximately \$40 million total.
- OCWD could also issue debt to provide the loan proceeds.
  - More administrative work
  - Reduces the necessary RA increase.



End of Presentation



# 2017 Staff Survey of Producer Systems

- “Ball Park” type cost estimates
- Costs reviewed by Brady and Associates for reasonableness
- Staff reviewing cost with Producers



# Basin Management Issue

- OCWD works to develop economical new local water supplies to increase the amount of water annually recharged into the groundwater basin
  - Example is the Groundwater Replenishment System
- Allows the BPP to be increased – All Producers benefit
- For every 10,000 afy of increased basin recharge – BPP can be increased ~ 2.5%





## AGENDA ITEM SUBMITTAL

**Meeting Date:** June 14, 2018

**To:** Administration/Finance Issues Cte.  
Board of Directors

**From:** Mike Markus

**Staff Contact:** R. Fick / V. Sharma

**Budgeted:** N/A

**Budgeted Amount:** N/A

**Cost Estimate:** N/A

**Funding Source:** N/A

**Program/Line Item No.** N/A

**General Counsel Approval:** N/A

**Engineers/Feasibility Report:** N/A

**CEQA Compliance:** N/A

**Subject: CERTIFICATE OF ACHIEVEMENT FOR EXCELLENCE IN  
FINANCIAL REPORTING**

---

### SUMMARY

The Government Finance Officers Association (GFOA) awarded a Certificate of Achievement for Excellence in Financial Reporting to the District for its comprehensive annual financial report (CAFR) for the fiscal year ended June 30, 2017. To be awarded a Certificate of Achievement, a governmental unit must publish an easily readable and efficiently organized CAFR, whose contents conform to program standards. This report must satisfy both generally accepted accounting principles and applicable legal requirements.

Attachment(s): Certificate of Achievement for Excellence in Financial Reporting

### RECOMMENDATION

Informational

### BACKGROUND/ANALYSIS

This is the 10th year in a row that the District has received an award for its comprehensive annual financial report. The Certificate of Achievement is the highest form of recognition on the area of governmental accounting and financial reporting. The attainment of this award represents a significant accomplishment by the District and its staff.

The preparation of a CAFR on a timely basis is a complex task, made possible only by the combined efforts of many persons. The Finance and Accounting department staff deserve special recognition. Without their efforts, the completion of the CAFR with receipt of the Certificate of Achievement for Excellence in Financial Reporting would not have been possible.

**PRIOR RELEVANT BOARD ACTION(S)** N/A



Government Finance Officers Association

**Certificate of  
Achievement  
for Excellence  
in Financial  
Reporting**

Presented to

**Orange County Water District  
California**

For its Comprehensive Annual  
Financial Report  
for the Fiscal Year Ended

**June 30, 2017**

*Christopher P. Morrill*

Executive Director/CEO



## AGENDA ITEM SUBMITTAL

**Meeting Date:** June 14, 2018

**To:** Administration/Finance Issues Cte.  
Board of Directors

**From:** Mike Markus

**Staff Contact:** R. Fick/M. Ochoa

**Budgeted:** Yes

**Budgeted Amount:** N/A

**Cost Estimate:** N/A

**Funding Source:** All

**Program/Line Item No.** N/A

**General Counsel Approval:** N/A

**Engineers/Feasibility Report:** N/A

**CEQA Compliance:** N/A

**Subject:** MONTHLY CASH DISBURSEMENTS REPORT

### SUMMARY

The Committee requested that staff provide information related to the District's cash disbursements and that it be included for review at Administration/Finance Issues Committee meetings.

Attachment(s): Cash Disbursements Reports for the period March 29, 2018 – May 30, 2018

### RECOMMENDATION

Informational

### BACKGROUND/ANALYSIS

At the request of the Committee, the Cash Disbursements reports are included in detail for review at Administration/Finance Issues Committee meeting. They are also included in the Board packet to be ratified. Checks numbered with a series beginning with an 8 represent normal automated system vendor check payments, checks numbered with a 80 represent vendor payments via single use account, and checks numbered with a series beginning with a 9 are manual checks or wire transfer disbursements

**PRIOR RELEVANT BOARD ACTION(S):** Monthly

# Orange County Water District

## Cash Disbursements

Begin Date: 03/29/2018

End Date: 05/30/2018

Page 1

### Accounts Payable Cash Disbursements Presented for Board Ratification and/or Approval

Check No.	Date	Vendor Name	Invoice #	Purpose	Invoice Amount	Check Amount	FYTD
85588	04/04/2018	SCHEEVEL ENGINEERING	Inv# 1203	2/1-24 Prado FS	\$6,968.75		
85588	04/04/2018	SCHEEVEL ENGINEERING, LLC	Inv# 1204	2/14-23 Prado Dam Deviation	\$875.00		
<b>Total for Check:</b>		85588				\$7,843.75	\$145,495.40
85589	04/04/2018	RED WING SHOE STORE	Inv# 3-2-35197	WORK BOOTS	\$200.00		
85589	04/04/2018	RED WING SHOE STORE	Inv# 404-1-27489	WORK BOOTS	\$160.00		
<b>Total for Check:</b>		85589				\$360.00	\$8,158.15
85590	04/04/2018	ACCUSTANDARD, INC.	Inv# 874934	LABORATORY SUPPLIES	\$150.00		
85590	04/04/2018	ACCUSTANDARD, INC.	Inv# 874934	LABORATORY SUPPLIES	\$90.00		
85590	04/04/2018	ACCUSTANDARD, INC.	Inv# 874934	LABORATORY SUPPLIES	\$60.00		
85590	04/04/2018	ACCUSTANDARD, INC.	Inv# 874934		\$12.87		
85590	04/04/2018	ACCUSTANDARD, INC.	Inv# 874934		\$7.00		
85590	04/04/2018	ACCUSTANDARD, INC.	Inv# 874935	LABORATORY SUPPLIES	\$1,505.00		
85590	04/04/2018	ACCUSTANDARD, INC.	Inv# 874935		\$99.77		
85590	04/04/2018	ACCUSTANDARD, INC.	Inv# 874935		\$7.00		
<b>Total for Check:</b>		85590				\$1,931.64	\$14,917.34
85591	04/04/2018	ACWA/JPIA	Inv# Z0004	4/1/2018-4/1/2019	\$245,993.00		
85591	04/04/2018	ACWA/JPIA	Inv# ALLIANT CRIME INS. PROGRA	APRIL 1/1/2018-APRIL1/2019	\$3,994.00		
<b>Total for Check:</b>		85591				\$249,987.00	\$1,204,529.98
85592	04/04/2018	ADAMS-STREETER CIVIL ENGINEERS, INC.	Inv# 173476	Thru Feb18 Ball Rd Basin EIR	\$3,885.00		
<b>Total for Check:</b>		85592				\$3,885.00	\$11,785.00
85593	04/04/2018	AECOM TECHNICAL SERVICES, INC.	Inv# 2000029934	1/27-3/2 North Basin RI & FS	\$22,714.21		
<b>Total for Check:</b>		85593				\$22,714.21	\$279,011.32
85594	04/04/2018	AGILENT TECHNOLOGIES, INC.	Inv# 114515153	LABORATORY SUPPLIES	\$1,641.85		
85594	04/04/2018	AGILENT TECHNOLOGIES, INC.	Inv# 11453841	LABORATORY SUPPLIES	\$1,093.81		
85594	04/04/2018	AGILENT TECHNOLOGIES, INC.	Inv# 11453841	LABORATORY SUPPLIES	\$813.71		
85594	04/04/2018	AGILENT TECHNOLOGIES, INC.	Inv# 11453841	LABORATORY SUPPLIES	\$361.88		
85594	04/04/2018	AGILENT TECHNOLOGIES, INC.	Inv# 11453841		\$8.70		
<b>Total for Check:</b>		85594				\$3,919.95	\$399,852.74
85595	04/04/2018	ALLEN TIRE COMPANY	Inv# 23-3481	CARTS NEED TIRES E-37,E-28	\$1,241.71		
85595	04/04/2018	ALLEN TIRE COMPANY	Inv# 23-3481	CARTS NEED TIRES E-37,E-28	\$57.09		

# Orange County Water District

## Cash Disbursements

Begin Date: 03/29/2018

End Date: 05/30/2018

Page 2

### Accounts Payable Cash Disbursements Presented for Board Ratification and/or Approval

Check No.	Date	Vendor Name	Invoice #	Purpose	Invoice Amount	Check Amount	FYTD
85595	04/04/2018	ALLEN TIRE COMPANY	Inv# 23-3481	CARTS NEED TIRES E-37,E-28	\$52.50		
		<b>Total for Check:</b>	85595			\$1,351.30	\$7,440.79
85596	04/04/2018	ALTERNATIVE HOSE, INC.	Inv# 5766859	OPEN NEW BPO	\$132.36		
		<b>Total for Check:</b>	85596			\$132.36	\$2,626.82
85597	04/04/2018	APPLIED INDUSTRIAL TECHNOLOGIES	Inv# 7012799786	INVENTORY RE-ORDER	\$1,187.03		
85597	04/04/2018	APPLIED INDUSTRIAL TECHNOLOGIES	Inv# 7012799786		\$28.32		
		<b>Total for Check:</b>	85597			\$1,215.35	\$7,481.24
85598	04/04/2018	AQUILOGIC, INC.	Inv# 002-04-35 (SBGPP NCP)	1/27-2/23 SBGPP NCP data mgmt	\$4,481.12		
		<b>Total for Check:</b>	85598			\$4,481.12	\$35,288.54
85599	04/04/2018	ARAMARK UNIFORM SERVICES	Inv# 533164759	UNIFORM SERVICES	\$207.50		
85599	04/04/2018	ARAMARK UNIFORM SERVICES	Inv# 533199178	UNIFORM SERVICES	\$225.77		
85599	04/04/2018	ARAMARK UNIFORM SERVICES	Inv# 001448846314	UNIFORM SERVICES	\$34.56		
85599	04/04/2018	ARAMARK UNIFORM SERVICES	Inv# 533216657	UNIFORM SERVICES	\$215.55		
		<b>Total for Check:</b>	85599			\$683.38	\$45,173.17
85600	04/04/2018	AT & T	Inv# 339 259-6949-390	6APRIL	\$69.48		
		<b>Total for Check:</b>	85600			\$69.48	\$30,122.52
85601	04/04/2018	Almario, Fernando	Inv# 2/20-3/19/18	STIPEND 2/20-3/19/18 phone stipend	\$40.00		
		<b>Total for Check:</b>	85601			\$40.00	\$796.27
85602	04/04/2018	B & M LAWN & GARDEN CENTER	Inv# 381383	RT-38 Repair	\$769.25		
85602	04/04/2018	B & M LAWN & GARDEN CENTER	Inv# 381383	RT-38 Repair	\$51.46		
		<b>Total for Check:</b>	85602			\$820.71	\$3,751.23
85603	04/04/2018	BATTERY SYSTEMS	Inv# 4348339	Fleet Equipment Batteries	\$181.32		
85603	04/04/2018	BATTERY SYSTEMS	Inv# 4348339		\$2.00		
		<b>Total for Check:</b>	85603			\$183.32	\$2,527.50
85604	04/04/2018	BAY ALARM COMPANY	Inv# 3360370180315M	MONTHLY SERVICE CHARGE	\$198.45		
		<b>Total for Check:</b>	85604			\$198.45	\$796.78
85605	04/04/2018	BELL PIPE & SUPPLY	Inv# 503433-001	PART CAGE	\$49.49		
85605	04/04/2018	BELL PIPE & SUPPLY	Inv# 503433-001	PART CAGE	\$32.35		
85605	04/04/2018	BELL PIPE & SUPPLY	Inv# 503433-001	PART CAGE	\$26.37		
85605	04/04/2018	BELL PIPE & SUPPLY	Inv# 503433-001		\$8.57		

# Orange County Water District

## Cash Disbursements

Begin Date: 03/29/2018

End Date: 05/30/2018

Page 3

### Accounts Payable Cash Disbursements Presented for Board Ratification and/or Approval

Check No.	Date	Vendor Name	Invoice #	Purpose	Invoice Amount	Check Amount	FYTD
85605	04/04/2018	BELL PIPE & SUPPLY	Inv# 503433-001		(\$2.00)		
		<b>Total for Check:</b>	85605			\$114.78	\$4,536.88
85606	04/04/2018	BLACK & VEATCH	Inv# 1265846	Thru 2/23 design/GWRSFE	\$365,930.07		
		<b>Total for Check:</b>	85606			\$365,930.07	\$2,323,859.45
85607	04/04/2018	BRENNTAG PACIFIC INC.	Inv# BPI823552	3/28 h.peroxide 43320 lbs	\$9,422.10		
85607	04/04/2018	BRENNTAG PACIFIC INC.	Inv# BPI823552	Discount	(\$282.66)		
		<b>Total for Check:</b>	85607			\$9,139.44	\$957,215.40
85608	04/04/2018	BUSH & ASSOCIATES INC.	Inv# MARCH 10, 2018	2/19 wo#33 wells FM9 & FM9A	\$2,404.00		
85608	04/04/2018	BUSH & ASSOCIATES INC.	Inv# MARCH 10, 2018*	2/22-3/5 N.Basin well surveyin	\$13,820.00		
		<b>Total for Check:</b>	85608			\$16,224.00	\$53,727.00
85609	04/04/2018	CARL MARKHAM SIGNS	Inv# 17-243	SIGN FOR WARNER BASIN	\$1,107.00		
85609	04/04/2018	CARL MARKHAM SIGNS	Inv# 17-243	SIGN FOR WARNER BASIN	\$50.00		
		<b>Total for Check:</b>	85609			\$1,157.00	\$2,361.71
85610	04/04/2018	CITIBANK NA-CCC Account	Inv# ABA#021000089*		(\$108,822.67)		
85610	04/04/2018	CITIBANK NA-CCC Account	Inv# ABA#02100089**	03AFAC/LCFEE#40784524	\$108,822.67		
85610	04/04/2018	CITIBANK NA-CCC Account	Inv# ABA#021000089	03A FAC/LC FEE #40784524	\$108,822.67		
		<b>Total for Check:</b>	85610			\$108,822.67	\$108,822.67
85611	04/04/2018	CITIGROUP GLOBAL MARKETS	Inv# 01AREMC18092002_20180401*		(\$3,945.21)		
85611	04/04/2018	CITIGROUP GLOBAL MARKETS	Inv# 01AREMC180920002_4/1/18**	CP REMKT FEE 2/12-4/1/18	\$3,945.21		
85611	04/04/2018	CITIGROUP GLOBAL MARKETS	Inv# 01AREMC152570088_20180401	03AREMKTG FEE 1/1 4/1	\$24,006.88		
85611	04/04/2018	CITIGROUP GLOBAL MARKETS	Inv# 01AREMC152570088_4/1/18**	03A REJKTG FEE 1/1-4/1	\$24,006.88		
85611	04/04/2018	CITIGROUP GLOBAL MARKETS	Inv# 01AREMC152920002_201804**	CP REMKT. FEE1/1-3/31/18	\$2,452.13		
85611	04/04/2018	CITIGROUP GLOBAL MARKETS	Inv# 01AREMC152920002_2018040*		(\$2,452.13)		
85611	04/04/2018	CITIGROUP GLOBAL MARKETS	Inv# 01AREMC152920002_20180401	CO REMKTG. FEE 1/1-3/31	\$2,452.13		
85611	04/04/2018	CITIGROUP GLOBAL MARKETS	Inv# 01AREMC152570088_2018040*		(\$24,006.88)		
85611	04/04/2018	CITIGROUP GLOBAL MARKETS	Inv# 01AREMC180920002_20180401	CP(B)REMKT.FEE2/12-4/1	\$3,945.21		
		<b>Total for Check:</b>	85611			\$30,404.22	\$113,259.09
85612	04/04/2018	CITY OF HUNTINGTON BEACH	Inv# 01381819 /CUST.5386189	2/23-3/23/18 HCF 46	\$25.93		

# Orange County Water District

## Cash Disbursements

Begin Date: 03/29/2018

End Date: 05/30/2018

Page 4

### Accounts Payable Cash Disbursements Presented for Board Ratification and/or Approval

Check No.	Date	Vendor Name	Invoice #	Purpose	Invoice Amount	Check Amount	FYTD
<b>Total for Check:</b>		85612				\$25.93	\$336.18
85613	04/04/2018	CONSTELLATION NEWENERGY INC.	Inv# 0044192456	2/21-3/21/2018KWH13,745.04	\$1,204.60		
<b>Total for Check:</b>		85613				\$1,204.60	\$7,107,450.22
85614	04/04/2018	CORNER BAKERY CAFE	Inv# 263150	BPO CATERING SERVICE	\$63.00		
85614	04/04/2018	CORNER BAKERY CAFE	Inv# 263150		\$6.30		
<b>Total for Check:</b>		85614				\$69.30	\$2,890.62
85615	04/04/2018	COUNTY OF ORANGE	Inv# FISH & GAME FEES	NEGATIVE DECLARATION	\$2,280.75		
<b>Total for Check:</b>		85615				\$2,280.75	\$6,777.75
85616	04/04/2018	CWEA	Inv# ID# 0003379421	MAR/2018 RAMON G. CAMACHO	\$180.00		
<b>Total for Check:</b>		85616				\$180.00	\$4,103.00
85617	04/04/2018	DC FROST ASSOCIATES, INC.	Inv# 20375		\$24.63		
85617	04/04/2018	DC FROST ASSOCIATES, INC.	Inv# 20373	INVENTORY RE-ORDER	\$2,786.73		
85617	04/04/2018	DC FROST ASSOCIATES, INC.	Inv# 20373		\$23.14		
85617	04/04/2018	DC FROST ASSOCIATES, INC.	Inv# 20375	INVENTORY RE-ORDER	\$217.50		
<b>Total for Check:</b>		85617				\$3,052.00	\$713,918.01
85618	04/04/2018	Dunkin, Alicia	Inv# 3/16/18	TRAVEL 3/16 R.S.Margarita ACWA Drinki	\$44.98		
85618	04/04/2018	Dunkin, Alicia	Inv# 3/23/18	TRAVEL2 3/23 SACTO ACWA Legislative Co	\$121.59		
85618	04/04/2018	Dunkin, Alicia	Inv# 3/25-28/18	TRAVEL 3/25-28 Monterey WateReuse	\$1,195.18		
85618	04/04/2018	Dunkin, Alicia	Inv# 3/21/18	TRAVEL 3/21 SACTO GRA/CGC Symposium	\$610.79		
<b>Total for Check:</b>		85618				\$1,972.54	\$8,610.28
85619	04/04/2018	ENVIRONMENTAL RESOURCE ASSOC.	Inv# 857897		\$13.83		
85619	04/04/2018	ENVIRONMENTAL RESOURCE ASSOC.	Inv# 857897		\$10.88		
85619	04/04/2018	ENVIRONMENTAL RESOURCE ASSOC.	Inv# 857897	PT standards	\$83.19		
85619	04/04/2018	ENVIRONMENTAL RESOURCE ASSOC.	Inv# 857897	PT standards	\$88.09		
<b>Total for Check:</b>		85619				\$195.99	\$22,251.50
85620	04/04/2018	EXCELSIOR ELEVATOR	Inv# 21893		(\$16.83)		
85620	04/04/2018	EXCELSIOR ELEVATOR	Inv# 21893	ELEVATOR SERVICE	\$561.00		
<b>Total for Check:</b>		85620				\$544.17	\$5,985.87
85621	04/04/2018	FRONTIER COMMUNICATIONS	Inv# 714 964-1492	030609-5MAR1	\$51.50		



# Orange County Water District

## Cash Disbursements

Begin Date: 03/29/2018

End Date: 05/30/2018

Page 5

### Accounts Payable Cash Disbursements Presented for Board Ratification and/or Approval

Check No.	Date	Vendor Name	Invoice #	Purpose	Invoice Amount	Check Amount	FYTD
		<b>Total for Check:</b>	85621			\$51.50	\$37,213.89
85622	04/04/2018	FRONTIER COMMUNICATIONS	Inv# 714 965 1308 0823075MAR18		\$154.50		
		<b>Total for Check:</b>	85622			\$154.50	\$37,213.89
85623	04/04/2018	FRONTIER COMMUNICATIONS	Inv# 714 378-3200 060607-5MAR		\$2,387.07		
		<b>Total for Check:</b>	85623			\$2,387.07	\$37,213.89
85624	04/04/2018	GANAHL LUMBER COMPANY	Inv# 030276534	OPEN NEW BPO	\$45.24		
		<b>Total for Check:</b>	85624			\$45.24	\$1,285.08
85625	04/04/2018	GATES FIBERGLASS INSTALLERS INC	Inv# 5048	A04 bleach tank leak repair	\$1,740.00		
85625	04/04/2018	GATES FIBERGLASS INSTALLERS INC	Inv# 5048	A04 bleach tank leak repair	\$7,200.00		
		<b>Total for Check:</b>	85625			\$8,940.00	\$22,495.00
85626	04/04/2018	GEOSCIENCE SUPPORT SERVICES, INC.	Inv# 13018-13-39REV	Feb18 Alamitos hydrogeo	\$40,151.20		
		<b>Total for Check:</b>	85626			\$40,151.20	\$289,817.35
85627	04/04/2018	GEOTECH ENVIRONMENTAL EQUIPMENT, INC.	Inv# 548183	PARTS FOR FIELDWORK	\$48.48		
85627	04/04/2018	GEOTECH ENVIRONMENTAL EQUIPMENT, INC.	Inv# 548183	Shipping/Handling	\$12.54		
85627	04/04/2018	GEOTECH ENVIRONMENTAL EQUIPMENT, INC.	Inv# 548183	Discount	(\$0.90)		
		<b>Total for Check:</b>	85627			\$60.12	\$78,552.47
85628	04/04/2018	GRAINGER INC.	Inv# 9699998390	OPERATING SUPPLIES	\$174.15		
85628	04/04/2018	GRAINGER INC.	Inv# 9699998390	OPERATING SUPPLIES	\$69.40		
85628	04/04/2018	GRAINGER INC.	Inv# 9699998390	OPERATING SUPPLIES	\$25.11		
85628	04/04/2018	GRAINGER INC.	Inv# 9704892562	Miscellaneous - Grainger	\$311.54		
85628	04/04/2018	GRAINGER INC.	Inv# 9704892562	Miscellaneous - Grainger	\$63.64		
85628	04/04/2018	GRAINGER INC.	Inv# 9704892562	Miscellaneous - Grainger	\$55.20		
85628	04/04/2018	GRAINGER INC.	Inv# 9704892562	Miscellaneous - Grainger	\$38.66		
85628	04/04/2018	GRAINGER INC.	Inv# 9705827427	INVENTORY RE-ORDER	\$933.95		
		<b>Total for Check:</b>	85628			\$1,671.65	\$116,792.97
85629	04/04/2018	GRAYBAR ELECTRIC CO.	Inv# 9303214505	Generated by reorder 3/5/18 11	\$1,106.77		
85629	04/04/2018	GRAYBAR ELECTRIC CO.	Inv# 9303214505	Discount	(\$10.18)		
		<b>Total for Check:</b>	85629			\$1,096.59	\$14,084.20

# Orange County Water District

## Cash Disbursements

Begin Date: 03/29/2018

End Date: 05/30/2018

Page 6

### Accounts Payable Cash Disbursements Presented for Board Ratification and/or Approval

Check No.	Date	Vendor Name	Invoice #	Purpose	Invoice Amount	Check Amount	FYTD
85630	04/04/2018	HALDEMAN INC.	Inv# 1117230	510 building supply fan 17 rep	\$346.91		
85630	04/04/2018	HALDEMAN INC.	Inv# 1117230	510 building supply fan 17 rep	\$382.80		
<b>Total for Check:</b>		85630				\$729.71	\$33,465.82
85631	04/04/2018	HARRINGTON INDUSTRIAL PLASTICS	Inv# 002L5873	INVENTORY RE-ORDER	\$1,837.88		
85631	04/04/2018	HARRINGTON INDUSTRIAL PLASTICS	Inv# 002L5873	Discount	(\$36.76)		
85631	04/04/2018	HARRINGTON INDUSTRIAL PLASTICS	Inv# 002L6007	INVENTORY RE-ORDER	\$554.75		
85631	04/04/2018	HARRINGTON INDUSTRIAL PLASTICS	Inv# 002L6007	Fr&t&Handling	\$31.90		
85631	04/04/2018	HARRINGTON INDUSTRIAL PLASTICS	Inv# 002L6007	Discount	(\$11.73)		
<b>Total for Check:</b>		85631				\$2,376.04	\$28,119.71
85632	04/04/2018	HB DIGITAL ARTS & BLUEPRINT	Inv# INV-53255	MOUNTING POSTERS	\$754.25		
<b>Total for Check:</b>		85632				\$754.25	\$2,500.39
85633	04/04/2018	HOLLAND & KNIGHT LLP	Inv# 5638147	Feb18 legis.support/D.C.	\$7,500.00		
<b>Total for Check:</b>		85633				\$7,500.00	\$83,725.75
85634	04/04/2018	HOME DEPOT, INC.	Inv# 0025768	BPO INDUSTRIAL SUPPLIES	\$114.29		
85634	04/04/2018	HOME DEPOT, INC.	Inv# 3025497	BPO INDUSTRIAL SUPPLIES	\$40.26		
85634	04/04/2018	HOME DEPOT, INC.	Inv# 6011509	BPO INDUSTRIAL SUPPLIES	\$57.87		
<b>Total for Check:</b>		85634				\$212.42	\$19,885.00
85635	04/04/2018	HUMANSCALE CORPORATION	Inv# F00400006434	Keyboard Tray for Dave Mark	\$159.43		
<b>Total for Check:</b>		85635				\$159.43	\$6,633.11
85636	04/04/2018	IMPERIAL SPRINKLER SUPPLY, INC.	Inv# 3253960-00	BPO LANDSCAPE SUPPLIES	\$54.05		
85636	04/04/2018	IMPERIAL SPRINKLER SUPPLY, INC.	Inv# 3253960-00	Discount	(\$1.00)		
<b>Total for Check:</b>		85636				\$53.05	\$1,078.20
85637	04/04/2018	IRVINE PIPE & SUPPLY	Inv# 877692	BPO PIPE & SUPPLIES	\$316.77		
85637	04/04/2018	IRVINE PIPE & SUPPLY	Inv# 877692	Discount	(\$6.34)		
<b>Total for Check:</b>		85637				\$310.43	\$73,252.89
85638	04/04/2018	KELLY SERVICES	Inv# 11023800	TempLabor1038	\$1,650.00		
85638	04/04/2018	KELLY SERVICES	Inv# 12022732	TempLabor1038	\$1,650.00		
<b>Total for Check:</b>		85638				\$3,300.00	\$47,935.80

# Orange County Water District

## Cash Disbursements

Begin Date: 03/29/2018

End Date: 05/30/2018

Page 7

### Accounts Payable Cash Disbursements Presented for Board Ratification and/or Approval

Check No.	Date	Vendor Name	Invoice #	Purpose	Invoice Amount	Check Amount	FYTD
85639	04/04/2018	KIEWIT INFRASTRUCTURE WEST CO.	Inv# 005 (AB-2016-1)	Prog.Pmt#5 (AB-2016-1)	\$383,648.00		
<b>Total for Check:</b>		85639				\$383,648.00	\$1,598,802.50
85640	04/04/2018	Kalinowski, James J.	Inv# 3/6/18 TRAVEL	3/6 Anaheim Meeting w/Recharge	\$20.17		
85640	04/04/2018	Kalinowski, James J.	Inv# 2/9-3/8/18 STIPEND	2/9-3/8/18 phone stipend	\$40.00		
85640	04/04/2018	Kalinowski, James J.	Inv# 3/13/18 TRAVEL	3/13 Anaheim Meeting w/Recharg	\$20.17		
85640	04/04/2018	Kalinowski, James J.	Inv# 3/20/18 TRAVEL	3/20 Anaheim Meeting w/Recharg	\$20.17		
85640	04/04/2018	Kalinowski, James J.	Inv# 3/27/18 TRAVEL	3/27 Anaheim Meeting w/Recharg	\$20.17		
<b>Total for Check:</b>		85640				\$120.68	\$1,481.48
85641	04/04/2018	LHOIST NORTH AMERICA	Inv# 1180207174	3/8 lime 25.41 tons	\$5,564.79		
85641	04/04/2018	LHOIST NORTH AMERICA	Inv# 1180206837C	3/6 lime 24.18 tons	\$5,295.42		
85641	04/04/2018	LHOIST NORTH AMERICA	Inv# 1180206837A	3/1 lime 24.17 tons	\$5,293.23		
85641	04/04/2018	LHOIST NORTH AMERICA	Inv# 1180206837B	3/4 lime 24.62 tons	\$5,391.78		
<b>Total for Check:</b>		85641				\$21,545.22	\$758,679.53
85642	04/04/2018	LUCCI'S DELI BAKERY	Inv# 12306 ADMIN/FIN	BPO CATERING SERVICE	\$74.75		
85642	04/04/2018	LUCCI'S DELI BAKERY	Inv# 12306 ADMIN/FIN		\$20.00		
<b>Total for Check:</b>		85642				\$94.75	\$7,935.41
85643	04/04/2018	MAILFINANCE	Inv# N7033383	RAE KRAUSE	\$956.39		
<b>Total for Check:</b>		85643				\$956.39	\$3,825.56
85644	04/04/2018	MCFADDEN-DALE HARDWARE CO.	Inv# 321825/5	CWEF	\$19.80		
85644	04/04/2018	MCFADDEN-DALE HARDWARE CO.	Inv# 321825/5	Discount	(\$0.55)		
<b>Total for Check:</b>		85644				\$19.25	\$6,645.83
85645	04/04/2018	MCMaster-CARR SUPPLY COMPANY	Inv# 59858641	OPERATING SUPPLIES	\$160.33		
85645	04/04/2018	MCMaster-CARR SUPPLY COMPANY	Inv# 59858641	Shipping	\$123.22		
85645	04/04/2018	MCMaster-CARR SUPPLY COMPANY	Inv# 59858641	OPERATING SUPPLIES	\$51.72		
85645	04/04/2018	MCMaster-CARR SUPPLY COMPANY	Inv# 59858641	Discount	(\$29.87)		
85645	04/04/2018	MCMaster-CARR SUPPLY COMPANY	Inv# 59858641	OPERATING SUPPLIES	\$121.15		
85645	04/04/2018	MCMaster-CARR SUPPLY COMPANY	Inv# 59580400	Discount	(\$0.92)		

# Orange County Water District

## Cash Disbursements

Begin Date: 03/29/2018

End Date: 05/30/2018

Page 8

### Accounts Payable Cash Disbursements Presented for Board Ratification and/or Approval

Check No.	Date	Vendor Name	Invoice #	Purpose	Invoice Amount	Check Amount	FYTD
85645	04/04/2018	MCMaster-CARR SUPPLY COMPANY	Inv# 59580400	Shipping	\$5.14		
85645	04/04/2018	MCMaster-CARR SUPPLY COMPANY	Inv# 59580400	BPO INDUSTRIAL SUPPLIES	\$46.08		
85645	04/04/2018	MCMaster-CARR SUPPLY COMPANY	Inv# 59858641	OPERATING SUPPLIES	\$68.90		
85645	04/04/2018	MCMaster-CARR SUPPLY COMPANY	Inv# 59858641	OPERATING SUPPLIES	\$1,091.62		
<b>Total for Check: 85645</b>						<b>\$1,637.37</b>	<b>\$47,508.21</b>
85646	04/04/2018	METTLER-TOLEDO, INC.	Inv# 654592734	EQUIP. SERVICE	\$2,748.00		
85646	04/04/2018	METTLER-TOLEDO, INC.	Inv# 654592991	PARTS FOR DOSING UNIT	\$362.14		
85646	04/04/2018	METTLER-TOLEDO, INC.	Inv# 654592991	PARTS FOR DOSING UNIT	\$203.91		
85646	04/04/2018	METTLER-TOLEDO, INC.	Inv# 654592991	PARTS FOR DOSING UNIT	\$143.98		
85646	04/04/2018	METTLER-TOLEDO, INC.	Inv# 654592991	PARTS FOR DOSING UNIT	\$71.99		
<b>Total for Check: 85646</b>						<b>\$3,530.02</b>	<b>\$3,530.02</b>
85647	04/04/2018	MGM TRANSFORMER COMPANY, INC	Inv# 00124534	INVENTORY RE-ORDER	\$326.25		
85647	04/04/2018	MGM TRANSFORMER COMPANY, INC	Inv# 00124534	INVENTORY RE-ORDER	\$282.75		
85647	04/04/2018	MGM TRANSFORMER COMPANY, INC	Inv# 00124534	Freight	\$49.00		
85647	04/04/2018	MGM TRANSFORMER COMPANY, INC	Inv# 00124534	Discount	(\$5.60)		
<b>Total for Check: 85647</b>						<b>\$652.40</b>	<b>\$1,283.80</b>
85648	04/04/2018	MILLER & AXLINE	Inv# 11272 (MTBE)	1/3-2/20/18 legal/MTBE	\$3,828.71		
<b>Total for Check: 85648</b>						<b>\$3,828.71</b>	<b>\$207,867.90</b>
85649	04/04/2018	Markus, Michael R.	Inv# 3/25-27/18	TRAVEL 3/25-27 Monterey WateReuse	\$384.61		
<b>Total for Check: 85649</b>						<b>\$384.61</b>	<b>\$12,627.93</b>
85650	04/04/2018	NAPA/ORANGE COUNTY AUTO PARTS	Inv# 392824	Discount	(\$0.63)		
85650	04/04/2018	NAPA/ORANGE COUNTY AUTO PARTS	Inv# 392880	BPO AUTO PARTS & SUPPLIES	\$290.95		
85650	04/04/2018	NAPA/ORANGE COUNTY AUTO PARTS	Inv# 392880	Discount	(\$5.82)		
85650	04/04/2018	NAPA/ORANGE COUNTY AUTO PARTS	Inv# 393233	BPO AUTO PARTS & SUPPLIES	\$46.85		

# Orange County Water District

## Cash Disbursements

Begin Date: 03/29/2018

End Date: 05/30/2018

Page 9

### Accounts Payable Cash Disbursements Presented for Board Ratification and/or Approval

Check No.	Date	Vendor Name	Invoice #	Purpose	Invoice Amount	Check Amount	FYTD
85650	04/04/2018	NAPA/ORANGE COUNTY AUTO PARTS	Inv# 393233	Discount	(\$0.94)		
85650	04/04/2018	NAPA/ORANGE COUNTY AUTO PARTS	Inv# 393252	BPO AUTO PARTS & SUPPLIES	\$10.86		
85650	04/04/2018	NAPA/ORANGE COUNTY AUTO PARTS	Inv# 393252	Discount	(\$0.22)		
85650	04/04/2018	NAPA/ORANGE COUNTY AUTO PARTS	Inv# 392824	BPO AUTO PARTS & SUPPLIES	\$31.54		
<b>Total for Check: 85650</b>						<b>\$372.59</b>	<b>\$10,992.62</b>
85652	04/04/2018	OLIN CHLOR ALKALI PRODUCTS	Inv# 2475807	3/8 s.hypochlorite 4956 gal	\$3,062.81		
85652	04/04/2018	OLIN CHLOR ALKALI PRODUCTS	Inv# 2475219	3/7 s.hypochlorite 4954 gal	\$3,061.57		
85652	04/04/2018	OLIN CHLOR ALKALI PRODUCTS	Inv# 2475220	3/7 s.hypochlorite 4990 gal	\$3,083.82		
85652	04/04/2018	OLIN CHLOR ALKALI PRODUCTS	Inv# 2475221	3/7 s.hypochlorite 4962 gal	\$3,066.52		
85652	04/04/2018	OLIN CHLOR ALKALI PRODUCTS	Inv# 2475803	3/8 s.hypochlorite 4922 gal	\$3,041.80		
85652	04/04/2018	OLIN CHLOR ALKALI PRODUCTS	Inv# 2475804	3/8 s.hypochlorite 4908 gal	\$3,033.14		
85652	04/04/2018	OLIN CHLOR ALKALI PRODUCTS	Inv# 2475805	3/8 s.hypochlorite 4956 gal	\$3,062.81		
85652	04/04/2018	OLIN CHLOR ALKALI PRODUCTS	Inv# 2476400	3/9 s.hypochlorite 4974 gal	\$3,073.93		
85652	04/04/2018	OLIN CHLOR ALKALI PRODUCTS	Inv# 2476401	3/9 s.hypochlorite 4916 gal	\$3,038.09		
85652	04/04/2018	OLIN CHLOR ALKALI PRODUCTS	Inv# 2476977	3/11 s.hypochlorite 4850 gal	\$2,997.30		
85652	04/04/2018	OLIN CHLOR ALKALI PRODUCTS	Inv# 2476978	3/11 s.hypochlorite 4858 gal	\$3,002.24		
85652	04/04/2018	OLIN CHLOR ALKALI PRODUCTS	Inv# 2475806	3/8 s.hypochlorite 4914 gal	\$3,036.85		
<b>Total for Check: 85652</b>						<b>\$36,560.88</b>	<b>\$961,300.27</b>
85653	04/04/2018	ONESOURCE DISTRIBUTORS INC.	Inv# S5790012.001	Allen Bradley 16 Channl Analog	\$1,201.58		
85653	04/04/2018	ONESOURCE DISTRIBUTORS INC.	Inv# S5790012.001	S&H	\$9.24		
85653	04/04/2018	ONESOURCE DISTRIBUTORS INC.	Inv# S5768652.001	Discount	(\$9.77)		
85653	04/04/2018	ONESOURCE DISTRIBUTORS INC.	Inv# S5768652.001	S&H	\$22.87		
85653	04/04/2018	ONESOURCE DISTRIBUTORS INC.	Inv# S5768652.001	INVENTORY RE-ORDER	\$1,062.27		
85653	04/04/2018	ONESOURCE DISTRIBUTORS INC.	Inv# S5790012.001	Discount	(\$11.05)		
<b>Total for Check: 85653</b>						<b>\$2,275.14</b>	<b>\$147,100.22</b>
85654	04/04/2018	ORACLE AMERICA INC	Inv# 43623437	Renew Ora Crystal Ball Support	\$67.47		
85654	04/04/2018	ORACLE AMERICA INC	Inv# 43624032	Oracle iAS 10 NUPs Service	\$205.01		
<b>Total for Check: 85654</b>						<b>\$272.48</b>	<b>\$61,690.31</b>
85655	04/04/2018	OSCAR'S LOCK & SAFE	Inv# 26773	Locks for Wells	\$1,834.34		
<b>Total for Check: 85655</b>						<b>\$1,834.34</b>	<b>\$3,665.56</b>

# Orange County Water District

## Cash Disbursements

Begin Date: 03/29/2018

End Date: 05/30/2018

Page 10

### Accounts Payable Cash Disbursements Presented for Board Ratification and/or Approval

Check No.	Date	Vendor Name	Invoice #	Purpose	Invoice Amount	Check Amount	FYTD
85656	04/04/2018	PFM SWAP ADVISORS LLC	Inv# 90874	PROFESSIONAL FEES	\$5,500.00		
85656	04/04/2018	PFM SWAP ADVISORS LLC	Inv# 90874*		(\$5,500.00)		
85656	04/04/2018	PFM SWAP ADVISORS LLC	Inv# 90874**	9/1/17-8/31/2018	\$5,500.00		
<b>Total for Check:</b>		85656				\$5,500.00	\$5,500.00
85657	04/04/2018	PHENOMENEX	Inv# CIUS-18014459	ReturnforCredit	\$800.35		
85657	04/04/2018	PHENOMENEX	Inv# CIUS-18014459	Discount	(\$14.72)		
<b>Total for Check:</b>		85657				\$785.63	\$16,733.83
85658	04/04/2018	PORTER EQUIPMENT SALES, LLC	Inv# 101650	TL-32 Hyundai Excavator Repair	\$132.32		
85658	04/04/2018	PORTER EQUIPMENT SALES, LLC	Inv# 101650	Freight	\$12.05		
<b>Total for Check:</b>		85658				\$144.37	\$798.70
85659	04/04/2018	POWER PROS	Inv# 6241754-796	INVENTORY RE-ORDER	\$2,376.00		
85659	04/04/2018	POWER PROS	Inv# 6241754-796	Freight	\$425.00		
<b>Total for Check:</b>		85659				\$2,801.00	\$2,971.00
85660	04/04/2018	PREMIER FITNESS SERVICE LLC	Inv# 46113	FITNESS CENTER MAINTENANCE	\$725.48		
<b>Total for Check:</b>		85660				\$725.48	\$2,040.10
85661	04/04/2018	Patel, Mehul	Inv# 3/25-27/18	TRAVEL 3/25-27 Monterey WateReuse	\$167.37		
<b>Total for Check:</b>		85661				\$167.37	\$1,238.76
85662	04/04/2018	QUINN COMPANY	Inv# 04967701	65' Lift rental	\$25.92		
85662	04/04/2018	QUINN COMPANY	Inv# 04967701	65' Lift rental	\$1,871.29		
85662	04/04/2018	QUINN COMPANY	Inv# 04967701	65' Lift rental	\$190.00		
<b>Total for Check:</b>		85662				\$2,087.21	\$88,606.22
85663	04/04/2018	Reynoso, Octavio	Inv# 1/24-2/23/18	STIPEND 1/24-2/23/18 phone stipend	\$40.00		
85663	04/04/2018	Reynoso, Octavio	Inv# 2/24-3/23/18	STIPEND 2/24-3/23/18 phone stipend	\$40.00		
85663	04/04/2018	Reynoso, Octavio	Inv# 12/24/17-1/23/18	STIPEND 12/24/17-1/23/18 phone stipend	\$40.00		
<b>Total for Check:</b>		85663				\$120.00	\$440.00
85665	04/04/2018	SC FUELS	Inv# 2179299	BPO UNLEADED FUEL FOR VEHICLES	\$202.27		
85665	04/04/2018	SC FUELS	Inv# 2179299	BPO UNLEADED FUEL FOR VEHICLES	\$47.87		
85665	04/04/2018	SC FUELS	Inv# 2179299	BPO UNLEADED FUEL FOR VEHICLES	\$26.40		
85665	04/04/2018	SC FUELS	Inv# 2179299	BPO UNLEADED FUEL FOR VEHICLES	\$168.00		
85665	04/04/2018	SC FUELS	Inv# 2179299	BPO UNLEADED FUEL FOR VEHICLES	\$182.69		
85665	04/04/2018	SC FUELS	Inv# 2179299	BPO UNLEADED FUEL FOR VEHICLES	\$283.16		
85665	04/04/2018	SC FUELS	Inv# 2179299	BPO UNLEADED FUEL FOR VEHICLES	\$299.03		

# Orange County Water District

## Cash Disbursements

Begin Date: 03/29/2018

End Date: 05/30/2018

Page 11

### Accounts Payable Cash Disbursements Presented for Board Ratification and/or Approval

Check No.	Date	Vendor Name	Invoice #	Purpose	Invoice Amount	Check Amount	FYTD
85665	04/04/2018	SC FUELS	Inv# 2179299	BPO UNLEADED FUEL FOR VEHICLES	\$317.56		
85665	04/04/2018	SC FUELS	Inv# 2179299	BPO UNLEADED FUEL FOR VEHICLES	\$901.04		
85665	04/04/2018	SC FUELS	Inv# 2179299	BPO UNLEADED FUEL FOR VEHICLES	\$0.47		
85665	04/04/2018	SC FUELS	Inv# 2179299	BPO UNLEADED FUEL FOR VEHICLES	\$548.52		
<b>Total for Check: 85665</b>						<b>\$2,977.01</b>	<b>\$45,280.60</b>
85666	04/04/2018	SC FUELS	Inv# 3547428	BPO RED DIESEL FUEL	\$18,987.13		
85666	04/04/2018	SC FUELS	Inv# 3547428		(\$175.78)		
<b>Total for Check: 85666</b>						<b>\$18,811.35</b>	<b>\$18,811.35</b>
85667	04/04/2018	SEPARATION PROCESSES, INC.	Inv# 8984	Feb18 OCWD OPS support	\$5,020.94		
85667	04/04/2018	SEPARATION PROCESSES, INC.	Inv# 8985	Feb18 GWRS Final Expansion	\$3,879.94		
<b>Total for Check: 85667</b>						<b>\$8,900.88</b>	<b>\$119,722.39</b>
85668	04/04/2018	SMBC C/O CITIBANK, NA NEW YORK	Inv# CP LC FEE #382199	Lg/MIS/NY-088214	\$56,517.50		
<b>Total for Check: 85668</b>						<b>\$56,517.50</b>	<b>\$226,143.20</b>
85669	04/04/2018	SOUTHERN CALIFORNIA EDISON CO.	Inv# 3-033-3659-92MAR18	2/23-3/26/189KWH121	\$42.05		
85669	04/04/2018	SOUTHERN CALIFORNIA EDISON CO.	Inv# 3-023-7877-22MAR18	2/27-3/28/18 KWH388	\$78.18		
85669	04/04/2018	SOUTHERN CALIFORNIA EDISON CO.	Inv# 3-023-7877-42MAR18	2/27-3/28/18KWH180	\$48.86		
85669	04/04/2018	SOUTHERN CALIFORNIA EDISON CO.	Inv# 3-026-3567-06MAR18	2/27-3/28/18KWH 2,683	\$328.42		
<b>Total for Check: 85669</b>						<b>\$497.51</b>	<b>\$7,289,842.54</b>
85670	04/04/2018	STANTEC CONSULTING INC.	Inv# 1325755	Thru 2/23 geotech/5 Coves-Linc	\$9,204.77		
85670	04/04/2018	STANTEC CONSULTING INC.	Inv# 1325755	Thru 2/23 geotech/5 Coves-Linc	\$1,984.23		
<b>Total for Check: 85670</b>						<b>\$11,189.00</b>	<b>\$40,527.50</b>
85672	04/04/2018	STAPLES	Inv# 3371598314	OFFICE SUPPLIES	\$41.42		
85672	04/04/2018	STAPLES	Inv# 3371598314	OFFICE SUPPLIES	\$9.56		
85672	04/04/2018	STAPLES	Inv# 3371598314	OFFICE SUPPLIES	\$13.15		
85672	04/04/2018	STAPLES	Inv# 3371598314	OFFICE SUPPLIES	\$15.69		
85672	04/04/2018	STAPLES	Inv# 3371598314	OFFICE SUPPLIES	\$18.25		
85672	04/04/2018	STAPLES	Inv# 3371598314	OFFICE SUPPLIES	\$27.39		
85672	04/04/2018	STAPLES	Inv# 3371598314	OFFICE SUPPLIES	\$25.55		
85672	04/04/2018	STAPLES	Inv# 3371598315	OFFICE SUPPLIES	\$104.17		

# Orange County Water District

## Cash Disbursements

Begin Date: 03/29/2018

End Date: 05/30/2018

Page 12

### Accounts Payable Cash Disbursements Presented for Board Ratification and/or Approval

Check No.	Date	Vendor Name	Invoice #	Purpose	Invoice Amount	Check Amount	FYTD
85672	04/04/2018	STAPLES	Inv# 3371598314	OFFICE SUPPLIES	\$73.77		
85672	04/04/2018	STAPLES	Inv# 3371598314	OFFICE SUPPLIES	\$100.01		
85672	04/04/2018	STAPLES	Inv# 3371598314	OFFICE SUPPLIES	\$108.53		
85672	04/04/2018	STAPLES	Inv# 3371598314	OFFICE SUPPLIES	\$146.03		
85672	04/04/2018	STAPLES	Inv# 3371598314	OFFICE SUPPLIES	\$242.04		
85672	04/04/2018	STAPLES	Inv# 3371409996	OFFICE SUPPLIES	\$6.72		
85672	04/04/2018	STAPLES	Inv# 3371266762	INVENTORY RE-ORDER	\$237.02		
85672	04/04/2018	STAPLES	Inv# 3371598314	OFFICE SUPPLIES	\$19.55		
85672	04/04/2018	STAPLES	Inv# 3371598314	OFFICE SUPPLIES	\$42.62		
<b>Total for Check:</b>		85672				\$1,231.47	\$50,112.73
85673	04/04/2018	STATE WATER RESOURCES CONTROL BOARD	Inv# REN.WILLIAM DUNIVIN	CERT. RENEWAL	\$110.00		
<b>Total for Check:</b>		85673				\$110.00	\$110.00
85674	04/04/2018	Souza, John L.	Inv# 3/28/18 CERTIFICATION	3/28/18 Gr.IV wastewtr.treatm'	\$150.00		
<b>Total for Check:</b>		85674				\$150.00	\$150.00
85675	04/04/2018	Sparks, Luke	Inv# 1/17-2/16/18 STIPEND	1/17-2/16/18 phone stipend	\$40.00		
85675	04/04/2018	Sparks, Luke	Inv# 12/17/17-1/16/18 STIPEND	12/17/17-1/16/18 phone stipend	\$40.00		
85675	04/04/2018	Sparks, Luke	Inv# 2/17-3/16/18 STIPEND	2/17-3/16/18 phone stipend	\$40.00		
<b>Total for Check:</b>		85675				\$120.00	\$440.00
85676	04/04/2018	TESTAMERICA	Inv# 44275981	BPO FOR WATER QUALITY ANALYSES	\$91.50		
85676	04/04/2018	TESTAMERICA	Inv# 44275989	BPO FOR WATER QUALITY ANALYSES	\$1,158.00		
85676	04/04/2018	TESTAMERICA	Inv# 44275990	BPO FOR WATER QUALITY ANALYSES	\$1,158.00		
85676	04/04/2018	TESTAMERICA	Inv# 44276392	BPO FOR WATER QUALITY ANALYSES	\$1,061.50		
<b>Total for Check:</b>		85676				\$3,469.00	\$47,872.00
85677	04/04/2018	THE REGENTS OF UNIVERSITY OF CALIFORNIA	Inv# 8782CA0003	SCOPING STUDY	\$7,126.72		
<b>Total for Check:</b>		85677				\$7,126.72	\$27,646.67
85678	04/04/2018	TIME WARNER COMMUNICATIONS	Inv# 0400190032518	MONTH OF MARCH18	\$1,108.63		
<b>Total for Check:</b>		85678				\$1,108.63	\$18,228.97
85679	04/04/2018	TRUCPARCO	Inv# 400254		\$1.00		
85679	04/04/2018	TRUCPARCO	Inv# 400214	BPO TRUCK * AUTO SUPPLIES	\$146.84		
85679	04/04/2018	TRUCPARCO	Inv# 400214		\$1.00		



# Orange County Water District

## Cash Disbursements

Begin Date: 03/29/2018

End Date: 05/30/2018

Page 13

### Accounts Payable Cash Disbursements Presented for Board Ratification and/or Approval

Check No.	Date	Vendor Name	Invoice #	Purpose	Invoice Amount	Check Amount	FYTD
85679	04/04/2018	TRUCPARCO	Inv# 400254	BPO TRUCK * AUTO SUPPLIES	\$33.24		
<b>Total for Check:</b>		85679				\$182.08	\$7,825.72
85680	04/04/2018	Tan, Lo	Inv# 3/21/18 TRAVEL	3/21 L.A. Member Agencies Inno	\$41.97		
85680	04/04/2018	Tan, Lo	Inv# 3/22/18 TRAVEL	3/22 Riverside SAWPA Proj.22	\$34.34		
<b>Total for Check:</b>		85680				\$76.31	\$1,050.16
85681	04/04/2018	U.S. BANK	Inv# 4947815	CP ADMFEE#96104050 3/1-5/31	\$1,756.00		
85681	04/04/2018	U.S. BANK	Inv# 4947815*		(\$1,756.00)		
85681	04/04/2018	U.S. BANK	Inv# 4947815**	CP ADM FEE#96104050,3/1-5/31	\$1,756.00		
<b>Total for Check:</b>		85681				\$1,756.00	\$13,584.00
85682	04/04/2018	U.S. HEALTHWORKS	Inv# 3287045-CA	BPO MEDICAL SERVICES	\$268.00		
<b>Total for Check:</b>		85682				\$268.00	\$4,165.00
85683	04/04/2018	UNION BANK OF CALIFORNIA, N.A.	Inv# 1088891	17A&B ANN.&MISC3/1/18-2/28/19	\$5,770.00		
<b>Total for Check:</b>		85683				\$5,770.00	\$5,770.00
85684	04/04/2018	UNITED PARCEL SERVICE INC	Inv# 0000X81601128		\$48.50		
<b>Total for Check:</b>		85684				\$48.50	\$2,598.55
85685	04/04/2018	UNIVAR USA	Inv# LA625378	3/27 sulfuric acid 25.18 tons	\$197.15		
85685	04/04/2018	UNIVAR USA	Inv# LA626157	discount	(\$67.27)		
85685	04/04/2018	UNIVAR USA	Inv# LA626157	3/29 sulfuric acid 25.10 tons	\$3,363.40		
85685	04/04/2018	UNIVAR USA	Inv# LA626156	Discount	(\$67.38)		
85685	04/04/2018	UNIVAR USA	Inv# LA626156	3/29 sulfuric acid 25.14 tons	\$3,368.76		
85685	04/04/2018	UNIVAR USA	Inv# LA625379	Discount	(\$67.43)		
85685	04/04/2018	UNIVAR USA	Inv# LA625378	Discount	(\$67.48)		
85685	04/04/2018	UNIVAR USA	Inv# LA625378	3/27 sulfuric acid 25.18 tons	\$3,176.97		
85685	04/04/2018	UNIVAR USA	Inv# LA625379	3/27 sulfuric acid 25.16 tons	\$3,371.44		
<b>Total for Check:</b>		85685				\$13,208.16	\$295,475.45
85686	04/04/2018	UTILIQUEST LLC	Inv# 259646-Q 9911	2/25-3/3 screen/mark pipe	\$871.85		
85686	04/04/2018	UTILIQUEST LLC	Inv# 259646-Q 9908	2/25-3/3 screen/mark pipes	\$62.34		
85686	04/04/2018	UTILIQUEST LLC	Inv# 259646-Q 9932	2/25-3/3 screen/mark pipes	\$10.31		
85686	04/04/2018	UTILIQUEST LLC	Inv# 259646-Q 9922	2/25-3/3 screen/mark pipes	\$508.58		
85686	04/04/2018	UTILIQUEST LLC	Inv# 259359-Q 9922	2/18-24 screen/mark pipes	\$702.05		
85686	04/04/2018	UTILIQUEST LLC	Inv# 259359-Q 9911	2/18-24 screen/mark pipes	\$1,203.53		
85686	04/04/2018	UTILIQUEST LLC	Inv# 259359-Q 9908	2/18-24 screen/mark pipes	\$86.05		

# Orange County Water District

## Cash Disbursements

Begin Date: 03/29/2018

End Date: 05/30/2018

Page 14

### Accounts Payable Cash Disbursements Presented for Board Ratification and/or Approval

Check No.	Date	Vendor Name	Invoice #	Purpose	Invoice Amount	Check Amount	FYTD
85686	04/04/2018	UTILIQUEST LLC	Inv# 259359-Q 9932	2/18-24 screen/mark pipes	\$14.24		
<b>Total for Check: 85686</b>						\$3,458.95	\$82,782.56
85687	04/04/2018	VCS ENVIRONMENTAL	Inv# 16570	Feb18 Mid Basin-Cent.Prk archa	\$3,094.95		
85687	04/04/2018	VCS ENVIRONMENTAL	Inv# 16602	Feb18 wo#1 Prado FS archaeo	\$515.50		
<b>Total for Check: 85687</b>						\$3,610.45	\$24,897.43
85688	04/04/2018	VHG LABORATORIES	Inv# 105105654	LABORATORY SUPPLIES	\$792.00		
85688	04/04/2018	VHG LABORATORIES	Inv# 105105654	LABORATORY SUPPLIES	\$420.00		
85688	04/04/2018	VHG LABORATORIES	Inv# 105105422	LABORATORY SUPPLIES	\$1,420.00		
85688	04/04/2018	VHG LABORATORIES	Inv# 105105377		\$68.00		
85688	04/04/2018	VHG LABORATORIES	Inv# 105105377	LABORATORY SUPPLIES	\$308.00		
85688	04/04/2018	VHG LABORATORIES	Inv# 105105377	LABORATORY SUPPLIES	\$358.00		
85688	04/04/2018	VHG LABORATORIES	Inv# 105105654		\$21.00		
<b>Total for Check: 85688</b>						\$3,387.00	\$7,135.00
85689	04/04/2018	VWR INTERNATIONAL, INC.	Inv# 8081763091	LABORATORY SUPPLIES	\$23.69		
85689	04/04/2018	VWR INTERNATIONAL, INC.	Inv# 8081763091		(\$0.24)		
85689	04/04/2018	VWR INTERNATIONAL, INC.	Inv# 8081789242	LABORATORY SUPPLIES	\$39.63		
85689	04/04/2018	VWR INTERNATIONAL, INC.	Inv# 8081789242		(\$0.40)		
85689	04/04/2018	VWR INTERNATIONAL, INC.	Inv# 8081789243	LABORATORY SUPPLIES	\$320.55		
85689	04/04/2018	VWR INTERNATIONAL, INC.	Inv# 8081789243		(\$3.21)		
85689	04/04/2018	VWR INTERNATIONAL, INC.	Inv# 8081809696	LABORATORY SUPPLIES	\$245.60		
85689	04/04/2018	VWR INTERNATIONAL, INC.	Inv# 8081809696		(\$2.46)		
<b>Total for Check: 85689</b>						\$623.16	\$132,890.03
85690	04/04/2018	WASTE MANAGEMENT INLAND EMPIRE	Inv# 0548239-0161-3MAR18	DUMPSTER PRADO	\$162.03		
<b>Total for Check: 85690</b>						\$162.03	\$1,782.33
85691	04/04/2018	XEROX CORPORATION	Inv# 092551378	XEROX EQUIPMENT LEASE	\$816.79		
85691	04/04/2018	XEROX CORPORATION	Inv# 092551377	XEROX COPIER MAINTENANCE	\$17.48		
85691	04/04/2018	XEROX CORPORATION	Inv# 092551376	XEROX PRINT CHARGES	\$318.45		
85691	04/04/2018	XEROX CORPORATION	Inv# 092551376	XEROX PRINT CHARGES	\$697.62		
<b>Total for Check: 85691</b>						\$1,850.34	\$16,742.51
85692	04/11/2018	RED WING SHOE STORE	Inv# 413-1-18484	WORK BOOTS	\$137.91		
85692	04/11/2018	RED WING SHOE STORE	Inv# 413-1-19114	WORK BOOTS	\$172.39		
85692	04/11/2018	RED WING SHOE STORE	Inv# 417-1-25789	WORK BOOTS	\$185.95		

# Orange County Water District

## Cash Disbursements

Begin Date: 03/29/2018

End Date: 05/30/2018

Page 15

### Accounts Payable Cash Disbursements Presented for Board Ratification and/or Approval

Check No.	Date	Vendor Name	Invoice #	Purpose	Invoice Amount	Check Amount	FYTD
		<b>Total for Check:</b>	85692			\$496.25	\$8,158.15
85693	04/11/2018	AIRESPRING INC.	Inv# 1349549	APRIL18 Telecommunications	\$640.65		
		<b>Total for Check:</b>	85693			\$640.65	\$3,928.52
85694	04/11/2018	ALLIANT INSURANCE SERVICES INC	Inv# 780463	INSURANCE BROKER COMPANY	\$6,250.00		
		<b>Total for Check:</b>	85694			\$6,250.00	\$25,422.00
85695	04/11/2018	ALTERNATIVE HOSE, INC.	Inv# 5767817	OPEN NEW BPO	\$267.52		
		<b>Total for Check:</b>	85695			\$267.52	\$2,626.82
85696	04/11/2018	AMERICAN WATER CHEMICAL, INC	Inv# 05-18179/01	3/15 antiscalant 40640 lbs	\$32,105.60		
		<b>Total for Check:</b>	85696			\$32,105.60	\$1,434,514.85
85697	04/11/2018	ARAMARK UNIFORM SERVICES	Inv# 533216655	UNIFORM SERVICES	\$149.63		
85697	04/11/2018	ARAMARK UNIFORM SERVICES	Inv# 533233983	UNIFORM SERVICES	\$207.85		
85697	04/11/2018	ARAMARK UNIFORM SERVICES	Inv# 533233982	UNIFORM SERVICES	\$254.26		
85697	04/11/2018	ARAMARK UNIFORM SERVICES	Inv# 533233981	UNIFORM SERVICES	\$149.63		
85697	04/11/2018	ARAMARK UNIFORM SERVICES	Inv# 533233980	UNIFORM SERVICES	\$61.57		
85697	04/11/2018	ARAMARK UNIFORM SERVICES	Inv# 533216656	UNIFORM SERVICES	\$257.01		
85697	04/11/2018	ARAMARK UNIFORM SERVICES	Inv# 533216654	UNIFORM SERVICES	\$55.52		
85697	04/11/2018	ARAMARK UNIFORM SERVICES	Inv# 533216654	UNIFORM SERVICES	\$248.65		
85697	04/11/2018	ARAMARK UNIFORM SERVICES	Inv# 1448993476	UNIFORM SERVICES	\$31.33		
85697	04/11/2018	ARAMARK UNIFORM SERVICES	Inv# 533233980	UNIFORM SERVICES	\$248.65		
		<b>Total for Check:</b>	85697			\$1,664.10	\$45,173.17
85699	04/11/2018	BELL PIPE & SUPPLY	Inv# 503433-002	PART CAGE	\$4.85		
85699	04/11/2018	BELL PIPE & SUPPLY	Inv# 282478-001	SAR Passive Test System	\$120.00		
85699	04/11/2018	BELL PIPE & SUPPLY	Inv# 504552-000	INVENTORY RE-ORDER	\$50.46		
85699	04/11/2018	BELL PIPE & SUPPLY	Inv# 504552-000	INVENTORY RE-ORDER	\$50.46		
85699	04/11/2018	BELL PIPE & SUPPLY	Inv# 504552-000		(\$1.86)		
85699	04/11/2018	BELL PIPE & SUPPLY	Inv# 504359-000		(\$0.14)		
85699	04/11/2018	BELL PIPE & SUPPLY	Inv# 504359-000	BPO PIPE & SUPPLIES	\$7.49		
85699	04/11/2018	BELL PIPE & SUPPLY	Inv# 503433-002		(\$1.15)		
85699	04/11/2018	BELL PIPE & SUPPLY	Inv# 503433-002	PART CAGE	\$10.44		
85699	04/11/2018	BELL PIPE & SUPPLY	Inv# 503433-002		\$10.94		
85699	04/11/2018	BELL PIPE & SUPPLY	Inv# 503433-002	PART CAGE	\$47.03		
85699	04/11/2018	BELL PIPE & SUPPLY	Inv# 282478-001		(\$14.66)		

# Orange County Water District

## Cash Disbursements

Begin Date: 03/29/2018

End Date: 05/30/2018

Page 16

### Accounts Payable Cash Disbursements Presented for Board Ratification and/or Approval

Check No.	Date	Vendor Name	Invoice #	Purpose	Invoice Amount	Check Amount	FYTD
85699	04/11/2018	BELL PIPE & SUPPLY	Inv# 282478-001	SAR Passive Test System	\$114.75		
85699	04/11/2018	BELL PIPE & SUPPLY	Inv# 282478-001	SAR Passive Test System	\$555.13		
85699	04/11/2018	BELL PIPE & SUPPLY	Inv# 282478-001		\$32.42		
<b>Total for Check:</b>		85699				\$986.16	\$4,536.88
85700	04/11/2018	BENRICH SERVICE COMPANY, INC.	Inv# MOC23318	Water treatment service	\$200.00		
<b>Total for Check:</b>		85700				\$200.00	\$2,106.34
85701	04/11/2018	BRENNTAG PACIFIC INC.	Inv# BPI826165	Discount	(\$166.07)		
85701	04/11/2018	BRENNTAG PACIFIC INC.	Inv# BPI824965	4/2 citric acid 22.205 tons	\$20,767.22		
85701	04/11/2018	BRENNTAG PACIFIC INC.	Inv# BPI824965	Discount	(\$623.02)		
85701	04/11/2018	BRENNTAG PACIFIC INC.	Inv# BPI826164	4/4 H.Peroxide 44620 lbs	\$9,704.85		
85701	04/11/2018	BRENNTAG PACIFIC INC.	Inv# BPI826164	Discount	(\$291.15)		
85701	04/11/2018	BRENNTAG PACIFIC INC.	Inv# BPI826165	4/3 caustic soda 12.5173 tons	\$8,303.66		
<b>Total for Check:</b>		85701				\$37,695.49	\$957,215.40
85702	04/11/2018	CET ENGINEERING, INC.	Inv# 18220	Business Plan for Paula B	\$3,600.00		
<b>Total for Check:</b>		85702				\$3,600.00	\$6,480.00
85703	04/11/2018	CITY OF ORANGE	Inv# 00095690-00-MAR18	1/31-4/2/18USAGE0	\$114.63		
<b>Total for Check:</b>		85703				\$114.63	\$4,973.20
85704	04/11/2018	CONNOR, FLETCHER & HEDENKAMP LLC	Inv# 13681	NORTHROP Feb18 legal/Northrop	\$20,741.06		
85704	04/11/2018	CONNOR, FLETCHER & HEDENKAMP LLC	Inv# 13682	SABIC Feb18 legal/Sabic	\$16,328.16		
85704	04/11/2018	CONNOR, FLETCHER & HEDENKAMP LLC	Inv# 13680	N.B. COST APPEALS Feb18 legal/N.B. Cost Appeals	\$23,363.02		
<b>Total for Check:</b>		85704				\$60,432.24	\$419,816.47
85705	04/11/2018	CONSTELLATION NEWENERGY INC.	Inv# 0044161521	2/2-3/5/18KWH14,429,790,00	\$814,349.53		
<b>Total for Check:</b>		85705				\$814,349.53	\$7,107,450.22
85706	04/11/2018	CORPORATE IMAGE MAINTENANCE	Inv# 36156	JANICE KOVACEVIC	\$8,666.00		
85706	04/11/2018	CORPORATE IMAGE MAINTENANCE	Inv# 36156	JANICE KOVACEVIC	\$1,221.00		
85706	04/11/2018	CORPORATE IMAGE MAINTENANCE	Inv# 36156	JANICE KOVACEVIC	\$127.00		
<b>Total for Check:</b>		85706				\$10,014.00	\$125,283.00
85707	04/11/2018	CWEA	Inv# ID# 000384981	TROY LEE LANE REN.	\$180.00		

# Orange County Water District

## Cash Disbursements

Begin Date: 03/29/2018

End Date: 05/30/2018

Page 17

### Accounts Payable Cash Disbursements Presented for Board Ratification and/or Approval

Check No.	Date	Vendor Name	Invoice #	Purpose	Invoice Amount	Check Amount	FYTD
		<b>Total for Check:</b>	85707			\$180.00	\$4,103.00
85708	04/11/2018	Clark, Steven M.	Inv# 4/5/18	CERTIFICATION RENE 4/5/18 Wastewtr.Treatm't. Gr.V	\$150.00		
		<b>Total for Check:</b>	85708			\$150.00	\$150.00
85709	04/11/2018	D & H WATER SYSTEMS	Inv# I 2018-0305	Polymer feeder repair	\$2,679.13		
85709	04/11/2018	D & H WATER SYSTEMS	Inv# I 2018-0305		\$45.00		
		<b>Total for Check:</b>	85709			\$2,724.13	\$41,006.99
85710	04/11/2018	DELL MARKETING L.P.	Inv# 10227969564	OFFICE SUPPLIES	\$345.69		
85710	04/11/2018	DELL MARKETING L.P.	Inv# 10227969564		\$6.00		
		<b>Total for Check:</b>	85710			\$351.69	\$1,968.53
85711	04/11/2018	DEPARTMENT OF TRANSPORTATION	Inv# DECERTIFICATIONDEPOSIT	BurrisBsnDecertDeposit	\$35,000.00		
		<b>Total for Check:</b>	85711			\$35,000.00	\$35,000.00
85712	04/11/2018	DEVAUL PAINT COMPANY	Inv# 82867	BPO PAINT & SUPPLIES	\$252.35		
85712	04/11/2018	DEVAUL PAINT COMPANY	Inv# 82867		(\$4.68)		
		<b>Total for Check:</b>	85712			\$247.67	\$1,798.41
85713	04/11/2018	Dadakis, Jason	Inv# 3/21/18	TRAVEL 3/21 Irvine OCWA Meeting	\$30.00		
85713	04/11/2018	Dadakis, Jason	Inv# 3/26-27/18	TRAVEL 3/26-27 Monterey WateReuse	\$700.87		
		<b>Total for Check:</b>	85713			\$730.87	\$2,134.91
85714	04/11/2018	ENVIRONMENTAL SAMPLING SUPPLY	Inv# 85145705	INVENTORY RE-ORDER	\$171.28		
85714	04/11/2018	ENVIRONMENTAL SAMPLING SUPPLY	Inv# 85145705		\$40.48		
		<b>Total for Check:</b>	85714			\$211.76	\$340.61
85716	04/11/2018	FACTORY MOTOR PARTS	Inv# 101-199749	A-71 EXPLORER THERMOSTAT	\$9.94		
85716	04/11/2018	FACTORY MOTOR PARTS	Inv# 101-199749	A-71 EXPLORER THERMOSTAT	\$3.58		
85716	04/11/2018	FACTORY MOTOR PARTS	Inv# 101-199749	A-71 EXPLORER THERMOSTAT	\$4.24		
85716	04/11/2018	FACTORY MOTOR PARTS	Inv# 101-196668	BatterCoreCredit	(\$28.00)		
85716	04/11/2018	FACTORY MOTOR PARTS	Inv# 101-199749	A-71 EXPLORER THERMOSTAT	\$7.03		
85716	04/11/2018	FACTORY MOTOR PARTS	Inv# 101-199749	A-71 EXPLORER THERMOSTAT	\$8.61		
85716	04/11/2018	FACTORY MOTOR PARTS	Inv# 101-199749	A-71 EXPLORER THERMOSTAT	\$20.10		
85716	04/11/2018	FACTORY MOTOR PARTS	Inv# 101-199749	A-71 EXPLORER THERMOSTAT	\$22.32		
85716	04/11/2018	FACTORY MOTOR PARTS	Inv# 101-198341	Core Credit(101-201252)	(\$50.00)		
85716	04/11/2018	FACTORY MOTOR PARTS	Inv# 101-199749	A-71 EXPLORER THERMOSTAT	\$29.71		

# Orange County Water District

## Cash Disbursements

Begin Date: 03/29/2018

End Date: 05/30/2018

Page 18

### Accounts Payable Cash Disbursements Presented for Board Ratification and/or Approval

Check No.	Date	Vendor Name	Invoice #	Purpose	Invoice Amount	Check Amount	FYTD
85716	04/11/2018	FACTORY MOTOR PARTS	Inv# 101-199749	A-71 EXPLORER THERMOSTAT	\$13.15		
		<b>Total for Check:</b>	85716			\$40.68	\$6,248.33
85717	04/11/2018	FIDELITY NATIONAL TITLE CO.	Inv# 00027944	BURRIS/CALTRANS TITLE	\$3,500.00		
		<b>Total for Check:</b>	85717			\$3,500.00	\$3,500.00
85718	04/11/2018	FIRELINE BROADBAND	Inv# 50659	Internet Services for Prado	\$699.00		
		<b>Total for Check:</b>	85718			\$699.00	\$7,689.00
85719	04/11/2018	FRUIT GROWERS LABORATORY INC	Inv# 801056A	RADIOACTIVITY ANALYSES	\$49.00		
85719	04/11/2018	FRUIT GROWERS LABORATORY INC	Inv# 801297A	RADIOACTIVITY ANALYSES	\$622.00		
85719	04/11/2018	FRUIT GROWERS LABORATORY INC	Inv# 801295A	RADIOACTIVITY ANALYSES	\$311.00		
85719	04/11/2018	FRUIT GROWERS LABORATORY INC	Inv# 801055A	RADIOACTIVITY ANALYSES	\$622.00		
85719	04/11/2018	FRUIT GROWERS LABORATORY INC	Inv# 801296A	RADIOACTIVITY ANALYSES	\$103.00		
		<b>Total for Check:</b>	85719			\$1,707.00	\$44,501.00
85720	04/11/2018	FRY'S ELECTRONICS	Inv# 22365571	BPO ELECTRONIC SUPPLIES	\$16.29		
		<b>Total for Check:</b>	85720			\$16.29	\$3,401.31
85721	04/11/2018	Field, David M.	Inv# 3/19/18	SUPPLIES 3/19/18 sun shade for IDP Well	\$45.22		
85721	04/11/2018	Field, David M.	Inv# 3/5-4/4/18	STIPEND 3/5-4/4/18 phone stipend	\$40.00		
		<b>Total for Check:</b>	85721			\$85.22	\$667.35
85722	04/11/2018	GEMS, INC.	Inv# 020318	CWEF 2018 PAID PRESENTER #4	\$3,000.00		
		<b>Total for Check:</b>	85722			\$3,000.00	\$3,000.00
85723	04/11/2018	GOODYEAR TIRE & RUBBER CO.	Inv# 45589469	Fleet truck tires (T-146, T-13	\$742.31		
85723	04/11/2018	GOODYEAR TIRE & RUBBER CO.	Inv# 45589469	Fleet truck tires (T-146, T-13	\$21.00		
85723	04/11/2018	GOODYEAR TIRE & RUBBER CO.	Inv# 45589469	Fleet truck tires (T-146, T-13	\$742.31		
85723	04/11/2018	GOODYEAR TIRE & RUBBER CO.	Inv# 45589469	Fleet truck tires (T-146, T-13	\$742.31		
		<b>Total for Check:</b>	85723			\$2,247.93	\$6,103.36
85724	04/11/2018	GRAINGER INC.	Inv# 9712326439	BPO INDUSTRIAL SUPPLIES	\$110.41		
85724	04/11/2018	GRAINGER INC.	Inv# 9714701407	BPO INDUSTRIAL SUPPLIES	\$134.20		
85724	04/11/2018	GRAINGER INC.	Inv# 9716253753	BPO INDUSTRIAL SUPPLIES	\$41.28		
		<b>Total for Check:</b>	85724			\$285.89	\$116,792.97
85725	04/11/2018	GREEN THUMB, LLC	Inv# 20181371	INDOOR PLANT CARE	\$265.66		

# Orange County Water District

## Cash Disbursements

Begin Date: 03/29/2018

End Date: 05/30/2018

Page 19

### Accounts Payable Cash Disbursements Presented for Board Ratification and/or Approval

Check No.	Date	Vendor Name	Invoice #	Purpose	Invoice Amount	Check Amount	FYTD
85725	04/11/2018	GREEN THUMB, LLC	Inv# 20181371	INDOOR PLANT CARE	\$93.34		
		<b>Total for Check:</b>	85725			\$359.00	\$3,949.00
85726	04/11/2018	Gu, Han	Inv# 3/25-27/18	TRAVEL 3/25-27 Monterey WateReuse	\$133.18		
		<b>Total for Check:</b>	85726			\$133.18	\$133.18
85727	04/11/2018	HABITAT WEST	Inv# 89159	2/28 labor/weeding	\$1,303.25		
		<b>Total for Check:</b>	85727			\$1,303.25	\$182,393.99
85728	04/11/2018	HACH COMPANY	Inv# 10877632	HACH Calibration / Certifican	\$273.00		
85728	04/11/2018	HACH COMPANY	Inv# 10877632	FREIGHT	\$48.25		
		<b>Total for Check:</b>	85728			\$321.25	\$43,296.42
85729	04/11/2018	HARGIS + ASSOCIATES, INC.	Inv# 812263	(SBGPP NCP) Feb18 SBGPP NCP conting.compli	\$3,870.00		
		<b>Total for Check:</b>	85729			\$3,870.00	\$65,140.25
85730	04/11/2018	HOME DEPOT, INC.	Inv# 1013047	BPO INDUSTRIAL SUPPLIES	\$495.23		
85730	04/11/2018	HOME DEPOT, INC.	Inv# 1013048	BPO INDUSTRIAL SUPPLIES	\$195.73		
85730	04/11/2018	HOME DEPOT, INC.	Inv# 2024762	BPO INDUSTRIAL SUPPLIES	\$163.17		
85730	04/11/2018	HOME DEPOT, INC.	Inv# 3031803	BPO INDUSTRIAL SUPPLIES	\$100.55		
85730	04/11/2018	HOME DEPOT, INC.	Inv# 7012428	BPO INDUSTRIAL SUPPLIES	\$232.16		
		<b>Total for Check:</b>	85730			\$1,186.84	\$19,885.00
85731	04/11/2018	IEC/OC	Inv# 00893	MembrshpRnwl 3/1/18-2/28/19	\$55.27		
		<b>Total for Check:</b>	85731			\$55.27	\$140.27
85732	04/11/2018	IRVINE PIPE & SUPPLY	Inv# 878318	Shipping	\$14.02		
85732	04/11/2018	IRVINE PIPE & SUPPLY	Inv# 878461	Discount	(\$2.27)		
85732	04/11/2018	IRVINE PIPE & SUPPLY	Inv# 878318	Discount	(\$8.43)		
85732	04/11/2018	IRVINE PIPE & SUPPLY	Inv# 878318	BPO PIPE & SUPPLIES	\$387.58		
85732	04/11/2018	IRVINE PIPE & SUPPLY	Inv# 878461	BPO PIPE & SUPPLIES	\$113.57		
85732	04/11/2018	IRVINE PIPE & SUPPLY	Inv# 878318	Incoming Frt	\$20.09		
		<b>Total for Check:</b>	85732			\$524.56	\$73,252.89
85733	04/11/2018	ISDOC	Inv# 032918-001	ISDOCLunch/S.Sheldon	\$20.00		
		<b>Total for Check:</b>	85733			\$20.00	\$181.00
85734	04/11/2018	KASEYA	Inv# INV0002251476	Software Authentication	\$1,086.18		
		<b>Total for Check:</b>	85734			\$1,086.18	\$5,886.18
85735	04/11/2018	KELLY SERVICES	Inv# 10024111	TempLabor1038	\$1,650.00		
		<b>Total for Check:</b>	85735			\$1,650.00	\$47,935.80

# Orange County Water District

## Cash Disbursements

Begin Date: 03/29/2018

End Date: 05/30/2018

Page 20

### Accounts Payable Cash Disbursements Presented for Board Ratification and/or Approval

Check No.	Date	Vendor Name	Invoice #	Purpose	Invoice Amount	Check Amount	FYTD
85736	04/11/2018	LENOVO INC.	Inv# 6227670937	Laptop For IS department	\$49.00		
<b>Total for Check:</b>		85736				\$49.00	\$8,481.71
85737	04/11/2018	LHOIST NORTH AMERICA	Inv# 1180207618A	3/11 lime 24.21 tons	\$5,301.99		
85737	04/11/2018	LHOIST NORTH AMERICA	Inv# 1180207618B	3/13 lime 24.48 tons	\$5,361.12		
<b>Total for Check:</b>		85737				\$10,663.11	\$758,679.53
85738	04/11/2018	LONG BEACH WATER DEPARTMENT	Inv# 43688	Feb18 Alamitos 39.8af@\$1020	\$45,770.00		
<b>Total for Check:</b>		85738				\$45,770.00	\$972,192.58
85739	04/11/2018	LUCCI'S DELI BAKERY	Inv# 12318	RETIREMENT CTE BPO CATERING SERVICE	\$74.75		
85739	04/11/2018	LUCCI'S DELI BAKERY	Inv# 12318	RETIREMENT CTE Delivery	\$20.00		
<b>Total for Check:</b>		85739				\$94.75	\$7,935.41
85740	04/11/2018	MAGNOLIA BIRD FARMS	Inv# 22643	BPO BIRD SEEDS AND SUPPLIES	\$297.70		
85740	04/11/2018	MAGNOLIA BIRD FARMS	Inv# 22633	BPO BIRD SEEDS AND SUPPLIES	\$22.29		
<b>Total for Check:</b>		85740				\$319.99	\$1,555.68
85741	04/11/2018	MAIL DELIVERY SERVICE CO.	Inv# 16521	MAIL DELIVERY & PICK UP	\$289.88		
85741	04/11/2018	MAIL DELIVERY SERVICE CO.	Inv# 16521	MAIL DELIVERY & PICK UP	\$75.52		
85741	04/11/2018	MAIL DELIVERY SERVICE CO.	Inv# 16521	MAIL DELIVERY & PICK UP	\$2.10		
<b>Total for Check:</b>		85741				\$367.50	\$3,675.00
85742	04/11/2018	MCFADDEN-DALE HARDWARE CO.	Inv# 404928/1	Discount	(\$1.94)		
85742	04/11/2018	MCFADDEN-DALE HARDWARE CO.	Inv# 323228/5	BPO INDUSTRIAL SUPPLIES	\$111.56		
85742	04/11/2018	MCFADDEN-DALE HARDWARE CO.	Inv# 323228/5	Discount	(\$3.11)		
85742	04/11/2018	MCFADDEN-DALE HARDWARE CO.	Inv# 323402/5	BPO INDUSTRIAL SUPPLIES	\$34.80		
85742	04/11/2018	MCFADDEN-DALE HARDWARE CO.	Inv# 323402/5	Discount	(\$0.97)		
85742	04/11/2018	MCFADDEN-DALE HARDWARE CO.	Inv# 404928/1	BPO INDUSTRIAL SUPPLIES	\$69.71		
<b>Total for Check:</b>		85742				\$210.05	\$6,645.83
85743	04/11/2018	MCMaster-CARR SUPPLY COMPANY	Inv# 60011509	BPO INDUSTRIAL SUPPLIES	\$378.81		
85743	04/11/2018	MCMaster-CARR SUPPLY COMPANY	Inv# 60011509	Shipping	\$9.69		
85743	04/11/2018	MCMaster-CARR SUPPLY COMPANY	Inv# 60011509	Discount	(\$7.58)		
85743	04/11/2018	MCMaster-CARR SUPPLY COMPANY	Inv# 60096036	LABORATORY SUPPLIES	\$29.12		



# Orange County Water District

## Cash Disbursements

Begin Date: 03/29/2018

End Date: 05/30/2018

Page 21

### Accounts Payable Cash Disbursements Presented for Board Ratification and/or Approval

Check No.	Date	Vendor Name	Invoice #	Purpose	Invoice Amount	Check Amount	FYTD
85743	04/11/2018	MCMaster-CARR SUPPLY COMPANY	Inv# 60096036	LABORATORY SUPPLIES	\$21.30		
85743	04/11/2018	MCMaster-CARR SUPPLY COMPANY	Inv# 60096036	LABORATORY SUPPLIES	\$15.34		
85743	04/11/2018	MCMaster-CARR SUPPLY COMPANY	Inv# 60096036	LABORATORY SUPPLIES	\$9.29		
85743	04/11/2018	MCMaster-CARR SUPPLY COMPANY	Inv# 60096036	LABORATORY SUPPLIES	\$9.20		
85743	04/11/2018	MCMaster-CARR SUPPLY COMPANY	Inv# 60096036	Shipping	\$5.78		
85743	04/11/2018	MCMaster-CARR SUPPLY COMPANY	Inv# 60096036	Discount	(\$1.69)		
<b>Total for Check: 85743</b>						<b>\$469.26</b>	<b>\$47,508.21</b>
85744	04/11/2018	MEDIA ANALYTICS LIMITED	Inv# 26960	WtrDesalRpt12months	\$550.00		
<b>Total for Check: 85744</b>						<b>\$550.00</b>	<b>\$550.00</b>
85745	04/11/2018	MENDOCINO FARMS	Inv# CM-4455	Delivery	\$25.00		
85745	04/11/2018	MENDOCINO FARMS	Inv# CM-4455	BPO CATERING SERVICE	\$86.20		
85745	04/11/2018	MENDOCINO FARMS	Inv# CM-4455	BPO CATERING SERVICE	\$70.04		
<b>Total for Check: 85745</b>						<b>\$181.24</b>	<b>\$1,694.28</b>
85746	04/11/2018	MH3 CORPORATION	Inv# 01	NDMA precursors in AWPf waters	\$10,000.00		
<b>Total for Check: 85746</b>						<b>\$10,000.00</b>	<b>\$10,000.00</b>
85747	04/11/2018	MICRO MOTION, INC	Inv# 40468663	FREIGHT	\$125.23		
85747	04/11/2018	MICRO MOTION, INC	Inv# 40468663	INVENTORY RE-ORDER	\$7,120.44		
<b>Total for Check: 85747</b>						<b>\$7,245.67</b>	<b>\$7,245.67</b>
85748	04/11/2018	MILLER & AXLINE	Inv# CONTINGENT FEE/MTBE#4	MTBE contingent fee-Lyondell	\$33,644.69		
<b>Total for Check: 85748</b>						<b>\$33,644.69</b>	<b>\$207,867.90</b>
85749	04/11/2018	MUNICIPAL WTR DIST OF O.C.	Inv# PROP84GRANTREIMB APR18	PassThruProp84Reimb	\$3,326.40		
<b>Total for Check: 85749</b>						<b>\$3,326.40</b>	<b>\$88,481.09</b>
85752	04/11/2018	NAPA/ORANGE COUNTY AUTO PARTS	Inv# 392940	CoreCRINV#392880	(\$36.00)		
85752	04/11/2018	NAPA/ORANGE COUNTY AUTO PARTS	Inv# 394456	Discount	(\$1.41)		
85752	04/11/2018	NAPA/ORANGE COUNTY AUTO PARTS	Inv# 394891	BPO AUTO PARTS & SUPPLIES	\$2.60		

# Orange County Water District

## Cash Disbursements

Begin Date: 03/29/2018

End Date: 05/30/2018

Page 22

### Accounts Payable Cash Disbursements Presented for Board Ratification and/or Approval

Check No.	Date	Vendor Name	Invoice #	Purpose	Invoice Amount	Check Amount	FYTD
85752	04/11/2018	NAPA/ORANGE COUNTY AUTO PARTS	Inv# 394891	Discount	(\$0.05)		
85752	04/11/2018	NAPA/ORANGE COUNTY AUTO PARTS	Inv# 394975	BPO AUTO PARTS & SUPPLIES	\$26.31		
85752	04/11/2018	NAPA/ORANGE COUNTY AUTO PARTS	Inv# 394975	Discount	(\$0.53)		
85752	04/11/2018	NAPA/ORANGE COUNTY AUTO PARTS	Inv# 394976	Discount	(\$1.15)		
85752	04/11/2018	NAPA/ORANGE COUNTY AUTO PARTS	Inv# 394978	BPO AUTO PARTS & SUPPLIES	\$26.61		
85752	04/11/2018	NAPA/ORANGE COUNTY AUTO PARTS	Inv# 394978	Discount	(\$0.53)		
85752	04/11/2018	NAPA/ORANGE COUNTY AUTO PARTS	Inv# 394456	BPO AUTO PARTS & SUPPLIES	\$70.68		
85752	04/11/2018	NAPA/ORANGE COUNTY AUTO PARTS	Inv# 394976	BPO AUTO PARTS & SUPPLIES	\$57.54		
85752	04/11/2018	NAPA/ORANGE COUNTY AUTO PARTS	Inv# 394394	Discount	(\$0.55)		
85752	04/11/2018	NAPA/ORANGE COUNTY AUTO PARTS	Inv# 394394	BPO AUTO PARTS & SUPPLIES	\$27.72		
85752	04/11/2018	NAPA/ORANGE COUNTY AUTO PARTS	Inv# 394337	Discount	(\$0.38)		
85752	04/11/2018	NAPA/ORANGE COUNTY AUTO PARTS	Inv# 394337	BPO AUTO PARTS & SUPPLIES	\$19.16		
85752	04/11/2018	NAPA/ORANGE COUNTY AUTO PARTS	Inv# 394290	Discount	(\$0.82)		
85752	04/11/2018	NAPA/ORANGE COUNTY AUTO PARTS	Inv# 394290	BPO AUTO PARTS & SUPPLIES	\$40.77		
85752	04/11/2018	NAPA/ORANGE COUNTY AUTO PARTS	Inv# 394223	Discount	(\$0.21)		
85752	04/11/2018	NAPA/ORANGE COUNTY AUTO PARTS	Inv# 394223	BPO AUTO PARTS & SUPPLIES	\$10.69		
85752	04/11/2018	NAPA/ORANGE COUNTY AUTO PARTS	Inv# 393985	BPO AUTO PARTS & SUPPLIES	\$64.97		
85752	04/11/2018	NAPA/ORANGE COUNTY AUTO PARTS	Inv# 393985	Discount	(\$1.30)		
<b>Total for Check:</b>							
85752						\$304.12	\$10,992.62

# Orange County Water District

## Cash Disbursements

Begin Date: 03/29/2018

End Date: 05/30/2018

Page 23

### Accounts Payable Cash Disbursements Presented for Board Ratification and/or Approval

Check No.	Date	Vendor Name	Invoice #	Purpose	Invoice Amount	Check Amount	FYTD
85753	04/11/2018	NORTHWEST MOSQUITO AND VECTOR	Inv# 1407	MOSQUITO CONTROL/FEBRUARY	\$3,996.00		
		<b>Total for Check:</b>	85753			\$3,996.00	\$74,353.15
85754	04/11/2018	Nguyen, Viethuong T.	Inv# INTERNET REIMB APR18	InternetReimb VTN	\$54.99		
		<b>Total for Check:</b>	85754			\$54.99	\$564.89
85755	04/11/2018	OFFICE SOLUTIONS BUSINESS PRODUCTS	Inv# I-01334230	INVENTORY RE-ORDER	\$358.33		
85755	04/11/2018	OFFICE SOLUTIONS BUSINESS PRODUCTS	Inv# I-01334230	INVENTORY RE-ORDER	\$503.04		
		<b>Total for Check:</b>	85755			\$861.37	\$12,182.41
85757	04/11/2018	OLIN CHLOR ALKALI PRODUCTS	Inv# 2478944	3/15 s.hypochlorite 4968 gal	\$3,070.22		
85757	04/11/2018	OLIN CHLOR ALKALI PRODUCTS	Inv# 2480984	3/16 s.hypochlorite 4694 gal	\$2,900.89		
85757	04/11/2018	OLIN CHLOR ALKALI PRODUCTS	Inv# 2480983	3/16 s.hypochlorite 4778 gal	\$2,952.80		
85757	04/11/2018	OLIN CHLOR ALKALI PRODUCTS	Inv# 2479404	3/16 s.hypochlorite 4974 gal	\$3,073.93		
85757	04/11/2018	OLIN CHLOR ALKALI PRODUCTS	Inv# 2478945	3/15 s.hypochlorite 4944 gal	\$3,055.39		
85757	04/11/2018	OLIN CHLOR ALKALI PRODUCTS	Inv# 2478943	3/15 s.hypochlorite 4816 gal	\$2,976.29		
85757	04/11/2018	OLIN CHLOR ALKALI PRODUCTS	Inv# 2477890	3/13 s.hypochlorite 4882 gal	\$3,017.08		
85757	04/11/2018	OLIN CHLOR ALKALI PRODUCTS	Inv# 2477889	3/13 s.hypochlorite 4952 gal	\$3,060.34		
85757	04/11/2018	OLIN CHLOR ALKALI PRODUCTS	Inv# 2477888	3/13 s.hypochlorite 4934 gal	\$3,049.21		
85757	04/11/2018	OLIN CHLOR ALKALI PRODUCTS	Inv# 2477887	3/13 s.hypochlorite 4996 gal	\$3,087.53		
85757	04/11/2018	OLIN CHLOR ALKALI PRODUCTS	Inv# 2477306	3/12 s.hypochlorite 4952 gal	\$3,060.34		
85757	04/11/2018	OLIN CHLOR ALKALI PRODUCTS	Inv# 2477305	3/12 s.hypochlorite 4964 gal	\$3,067.75		
85757	04/11/2018	OLIN CHLOR ALKALI PRODUCTS	Inv# 2477304	3/12 s.hypochlorite 4906 gal	\$3,031.91		
85757	04/11/2018	OLIN CHLOR ALKALI PRODUCTS	Inv# 2478946	3/15 s.hypochlorite 4978 gal	\$3,076.40		
		<b>Total for Check:</b>	85757			\$42,480.08	\$961,300.27
85758	04/11/2018	ONESOURCE DISTRIBUTORS INC.	Inv# S5801872.001	INVENTORY RE-ORDER	\$1,343.01		
85758	04/11/2018	ONESOURCE DISTRIBUTORS INC.	Inv# S5801872.001	S&H	\$9.24		
85758	04/11/2018	ONESOURCE DISTRIBUTORS INC.	Inv# S5801872.001	Discount	(\$12.35)		
		<b>Total for Check:</b>	85758			\$1,339.90	\$147,100.22
85759	04/11/2018	ORANGE COUNTY SANITATION DISTRICT	Inv# 54779	GWRS F. Expans'n 8/4-11/3/17	\$359,332.69		
		<b>Total for Check:</b>	85759			\$359,332.69	\$599,171.80
85760	04/11/2018	PERKINELMER HEALTH SCIENCES INC	Inv# 5304040870	LABORATORY SUPPLIES	\$155.51		

# Orange County Water District

## Cash Disbursements

Begin Date: 03/29/2018

End Date: 05/30/2018

Page 24

### Accounts Payable Cash Disbursements Presented for Board Ratification and/or Approval

Check No.	Date	Vendor Name	Invoice #	Purpose	Invoice Amount	Check Amount	FYTD
85760	04/11/2018	PERKINELMER HEALTH SCIENCES INC	Inv# 5304040870	Freight	\$19.00		
85760	04/11/2018	PERKINELMER HEALTH SCIENCES INC	Inv# 5304040870	LABORATORY SUPPLIES	\$1,261.50		
<b>Total for Check: 85760</b>						<b>\$1,436.01</b>	<b>\$36,808.10</b>
85763	04/11/2018	PIKE, DONNA R./PETTY CASH CUSTODIAN	Inv# MARCH 2018-1	RiggingTraining BL	\$41.05		
85763	04/11/2018	PIKE, DONNA R./PETTY CASH CUSTODIAN	Inv# MARCH 2018-9	Pipe PL	\$32.24		
85763	04/11/2018	PIKE, DONNA R./PETTY CASH CUSTODIAN	Inv# MARCH 2018-8	WellnessProgram KND	\$135.90		
85763	04/11/2018	PIKE, DONNA R./PETTY CASH CUSTODIAN	Inv# MARCH 2018-7	Visitor Badges JEG	\$53.86		
85763	04/11/2018	PIKE, DONNA R./PETTY CASH CUSTODIAN	Inv# MARCH 2018-5	HazmatTrain. BL	\$20.98		
85763	04/11/2018	PIKE, DONNA R./PETTY CASH CUSTODIAN	Inv# MARCH 2018-3	HazmatRefresher BL	\$15.98		
85763	04/11/2018	PIKE, DONNA R./PETTY CASH CUSTODIAN	Inv# MARCH 2018-2	RiggingTraining BL	\$41.96		
85763	04/11/2018	PIKE, DONNA R./PETTY CASH CUSTODIAN	Inv# MARCH 2018-13	UCI Parking CN	\$10.00		
85763	04/11/2018	PIKE, DONNA R./PETTY CASH CUSTODIAN	Inv# MARCH 2018-12	CWEF Lunch CN	\$6.45		
85763	04/11/2018	PIKE, DONNA R./PETTY CASH CUSTODIAN	Inv# FEBRUARY 2018-1	Board Supplies Rae	\$53.55		
85763	04/11/2018	PIKE, DONNA R./PETTY CASH CUSTODIAN	Inv# MARCH 2018-10	CWEF ICE CN	\$19.58		
85763	04/11/2018	PIKE, DONNA R./PETTY CASH CUSTODIAN	Inv# FEBRUARY 2018-9	PressureWasherParts RNV	\$59.80		
85763	04/11/2018	PIKE, DONNA R./PETTY CASH CUSTODIAN	Inv# FEBRUARY 2018-8	1stAidCPR Class BL	\$43.15		
85763	04/11/2018	PIKE, DONNA R./PETTY CASH CUSTODIAN	Inv# FEBRUARY 2018-7	Lunch PA Dept/Snow Event ET	\$55.56		
85763	04/11/2018	PIKE, DONNA R./PETTY CASH CUSTODIAN	Inv# FEBRUARY 2018-6	WellnessProgram KND	\$128.16		
85763	04/11/2018	PIKE, DONNA R./PETTY CASH CUSTODIAN	Inv# FEBRUARY 2018-5	CPR Training BL	\$42.14		

# Orange County Water District

## Cash Disbursements

Begin Date: 03/29/2018

End Date: 05/30/2018

Page 25

### Accounts Payable Cash Disbursements Presented for Board Ratification and/or Approval

Check No.	Date	Vendor Name	Invoice #	Purpose	Invoice Amount	Check Amount	FYTD
85763	04/11/2018	PIKE, DONNA R./PETTY CASH CUSTODIAN	Inv# FEBRUARY 2018-4	Wing Nut JWH	\$3.82		
85763	04/11/2018	PIKE, DONNA R./PETTY CASH CUSTODIAN	Inv# FEBRUARY 2018-3	Tools PL	\$52.75		
85763	04/11/2018	PIKE, DONNA R./PETTY CASH CUSTODIAN	Inv# FEBRUARY 2018-2	Keys Rae	\$5.44		
85763	04/11/2018	PIKE, DONNA R./PETTY CASH CUSTODIAN	Inv# MARCH 2018-4	Keys RGC	\$14.95		
85763	04/11/2018	PIKE, DONNA R./PETTY CASH CUSTODIAN	Inv# MARCH 2018-11	CWEF Lunch CN	\$11.49		
85763	04/11/2018	PIKE, DONNA R./PETTY CASH CUSTODIAN	Inv# MARCH 2018-6	Parts/LemonadeStand RSW	\$2.89		
<b>Total for Check: 85763</b>						<b>\$851.70</b>	<b>\$7,082.43</b>
85764	04/11/2018	PLATINUM COMPUTER SUPPORT	Inv# 23722	INVENTORY RE-ORDER	\$399.11		
85764	04/11/2018	PLATINUM COMPUTER SUPPORT	Inv# 23722	INVENTORY RE-ORDER	\$1,247.91		
85764	04/11/2018	PLATINUM COMPUTER SUPPORT	Inv# 23722	INVENTORY RE-ORDER	\$687.84		
85764	04/11/2018	PLATINUM COMPUTER SUPPORT	Inv# 23722	INVENTORY RE-ORDER	\$716.40		
85764	04/11/2018	PLATINUM COMPUTER SUPPORT	Inv# 23722	INVENTORY RE-ORDER	\$884.95		
85764	04/11/2018	PLATINUM COMPUTER SUPPORT	Inv# 23721	Replacement Printer	\$435.00		
85764	04/11/2018	PLATINUM COMPUTER SUPPORT	Inv# 23722	INVENTORY RE-ORDER	\$429.83		
85764	04/11/2018	PLATINUM COMPUTER SUPPORT	Inv# 23722	INVENTORY RE-ORDER	\$429.84		
<b>Total for Check: 85764</b>						<b>\$5,230.88</b>	<b>\$33,447.60</b>
85765	04/11/2018	POLYDYNE INC.	Inv# 1220817	PLANT CHEMICAL	\$4,802.40		
<b>Total for Check: 85765</b>						<b>\$4,802.40</b>	<b>\$33,616.80</b>
85766	04/11/2018	PRUDENTIAL GROUP INSURANCE	Inv# C#00694, B#252925 APR18	LifeInsurance Apr2018	\$27,879.08		
<b>Total for Check: 85766</b>						<b>\$27,879.08</b>	<b>\$294,841.71</b>
85767	04/11/2018	Patel, Mehul	Inv# 2/23-3/22/18 STIPEND	2/23-3/22/18 phone stipend	\$40.00		
<b>Total for Check: 85767</b>						<b>\$40.00</b>	<b>\$1,238.76</b>
85768	04/11/2018	QUINN COMPANY	Inv# WO830086634	TL-39 Cutting Edge	\$211.87		
85768	04/11/2018	QUINN COMPANY	Inv# WO830086634	TL-39 Cutting Edge	\$398.52		
85768	04/11/2018	QUINN COMPANY	Inv# WO830086634	TL-39 Cutting Edge	\$824.51		
85768	04/11/2018	QUINN COMPANY	Inv# WO830086634	TL-39 Cutting Edge	\$969.58		
85768	04/11/2018	QUINN COMPANY	Inv# WO810194660	TL-39 Undercarriage Repair	\$20.53		
85768	04/11/2018	QUINN COMPANY	Inv# WO810194660	TL-39 Undercarriage Repair	\$750.00		

# Orange County Water District

## Cash Disbursements

Begin Date: 03/29/2018

End Date: 05/30/2018

Page 26

### Accounts Payable Cash Disbursements Presented for Board Ratification and/or Approval

Check No.	Date	Vendor Name	Invoice #	Purpose	Invoice Amount	Check Amount	FYTD
85768	04/11/2018	QUINN COMPANY	Inv# WO830086634	TL-39 Cutting Edge	\$211.87		
		<b>Total for Check:</b>	85768			\$3,386.88	\$88,606.22
85769	04/11/2018	R.S. HUGHES	Inv# 77018982-02		(\$0.34)		
85769	04/11/2018	R.S. HUGHES	Inv# 77018982-02	PARTS CAGE	\$66.23		
		<b>Total for Check:</b>	85769			\$65.89	\$479.62
85770	04/11/2018	RAINBOW ENVIRONMENTAL SERVICES	Inv# 0605-000478731	BPO TRASH SERVICE	\$4,111.67		
		<b>Total for Check:</b>	85770			\$4,111.67	\$44,194.38
85771	04/11/2018	RESTEK CORPORATION	Inv# 1538830		\$4.35		
85771	04/11/2018	RESTEK CORPORATION	Inv# 1513528		\$4.35		
85771	04/11/2018	RESTEK CORPORATION	Inv# 1538830	LABORATORY SUPPLIES	\$157.77		
85771	04/11/2018	RESTEK CORPORATION	Inv# 1513528		(\$2.68)		
85771	04/11/2018	RESTEK CORPORATION	Inv# 1538830	LABORATORY SUPPLIES	\$91.02		
85771	04/11/2018	RESTEK CORPORATION	Inv# 1513528	LABORATORY SUPPLIES	\$129.24		
85771	04/11/2018	RESTEK CORPORATION	Inv# 1538830		(\$5.07)		
		<b>Total for Check:</b>	85771			\$378.98	\$13,390.57
85772	04/11/2018	SCHORR METALS INC.	Inv# 1701868		(\$0.38)		
85772	04/11/2018	SCHORR METALS INC.	Inv# 1701868	BPO METAL & METAL FAB	\$38.04		
		<b>Total for Check:</b>	85772			\$37.66	\$4,802.19
85773	04/11/2018	SHEAKLEY PENSION ADMINISTRATION, INC	Inv# FLEX00010119	FSA Fees Feb2018	\$199.60		
		<b>Total for Check:</b>	85773			\$199.60	\$1,883.80
85774	04/11/2018	SIERRA SPRINGS/DS WATERS	Inv# 507-6-OCWD 4/2/2018	BPO BOTTLES WATER SERVICE	\$66.00		
		<b>Total for Check:</b>	85774			\$66.00	\$1,103.50
85776	04/11/2018	SOUTHERN CALIFORNIA EDISON CO.	Inv# 3-024-896-29APRIL18	3/1-4/1/18 MISC. CHRGS.	\$9,486.85		
85776	04/11/2018	SOUTHERN CALIFORNIA EDISON CO.	Inv# 3-047-1053-09APRIL18	3/6-4/5/18KWH18,545	\$1,766.90		
85776	04/11/2018	SOUTHERN CALIFORNIA EDISON CO.	Inv# 3-033-1467-28 APRIL18	3/2-4/3/18KWH3,216	\$865.04		
85776	04/11/2018	SOUTHERN CALIFORNIA EDISON CO.	Inv# 3-029-4040-50APRIL18	2/28-3/29/18KWH206	\$55.34		
85776	04/11/2018	SOUTHERN CALIFORNIA EDISON CO.	Inv# 3-029-4040-48APRIL18	2/28-3/29/18KWH244	\$62.72		

# Orange County Water District

## Cash Disbursements

Begin Date: 03/29/2018

End Date: 05/30/2018

Page 27

### Accounts Payable Cash Disbursements Presented for Board Ratification and/or Approval

Check No.	Date	Vendor Name	Invoice #	Purpose	Invoice Amount	Check Amount	FYTD
85776	04/11/2018	SOUTHERN CALIFORNIA EDISON CO.	Inv# 3-003-7100-85APRIL18	3/5-4/4/18KWH2,064,447	\$175,589.91		
85776	04/11/2018	SOUTHERN CALIFORNIA EDISON CO.	Inv# 3-017-8551-74APRIL18	2/21-3/22/18KWH 13,745	\$11,818.69		
85776	04/11/2018	SOUTHERN CALIFORNIA EDISON CO.	Inv# 3-015-7214-86APRIL18	3/1-4/1/18 MISH CHRGS.	\$3,900.00		
85776	04/11/2018	SOUTHERN CALIFORNIA EDISON CO.	Inv# 3-013-4094-34APRIL18	3/6-4/5/18KWH 12,397	\$1,689.43		
85776	04/11/2018	SOUTHERN CALIFORNIA EDISON CO.	Inv# 3-012-1700-45APRIL18	3/2-4/3/18KWH241	\$59.76		
85776	04/11/2018	SOUTHERN CALIFORNIA EDISON CO.	Inv# 3-005-6085-64APRIL18	2/28-3/29/18KWH0	\$34.95		
85776	04/11/2018	SOUTHERN CALIFORNIA EDISON CO.	Inv# 3-000-2056-42APRIL18	2/28-3/29/18KWH3,585	\$2,092.65		
85776	04/11/2018	SOUTHERN CALIFORNIA EDISON CO.	Inv# 3-001-3969-93APRIL18	2/28-3/29/18KWH0	\$25.11		
85776	04/11/2018	SOUTHERN CALIFORNIA EDISON CO.	Inv# 3-018-4099-58APRIL18	3/6-4/5/18KWH324	\$69.87		
85776	04/11/2018	SOUTHERN CALIFORNIA EDISON CO.	Inv# 3-001-3969-94APR18	2/28-3/29/2018KWH510	\$97.83		
85776	04/11/2018	SOUTHERN CALIFORNIA EDISON CO.	Inv# 3-001-3969-92APRIL18	2/1-3/5/18KWH56	\$33.68		
<b>Total for Check: 85776</b>						<b>\$207,648.73</b>	<b>\$7,289,842.54</b>
85777	04/11/2018	SPARKLETTS	Inv# 4076005 031518	BPO BOTTLED WATER	\$44.01		
85777	04/11/2018	SPARKLETTS	Inv# 4076005 031518	BPO BOTTLED WATER	\$122.68		
85777	04/11/2018	SPARKLETTS	Inv# 4076005 031518	BPO BOTTLED WATER	\$287.58		
85777	04/11/2018	SPARKLETTS	Inv# 6144555 032318	BPO BOTTLED WATER	\$10.00		
<b>Total for Check: 85777</b>						<b>\$464.27</b>	<b>\$5,713.38</b>
85779	04/11/2018	STAPLES	Inv# 3372902879	Office Supplies	\$90.04		
85779	04/11/2018	STAPLES	Inv# 3371266761	INVENTORY RE-ORDER	\$47.01		
85779	04/11/2018	STAPLES	Inv# 3372902879	Office Supplies	\$27.13		
85779	04/11/2018	STAPLES	Inv# 3372902879	Office Supplies	\$69.14		
85779	04/11/2018	STAPLES	Inv# 3371832053	SUPPLES FOR THE COPY ROOM	\$27.72		
85779	04/11/2018	STAPLES	Inv# 3371832053	SUPPLES FOR THE COPY ROOM	\$52.08		
85779	04/11/2018	STAPLES	Inv# 3371933044	OFFICE SUPPLIES	\$72.81		
85779	04/11/2018	STAPLES	Inv# 3371266761	INVENTORY RE-ORDER	\$124.79		

# Orange County Water District

## Cash Disbursements

Begin Date: 03/29/2018

End Date: 05/30/2018

Page 28

### Accounts Payable Cash Disbursements Presented for Board Ratification and/or Approval

Check No.	Date	Vendor Name	Invoice #	Purpose	Invoice Amount	Check Amount	FYTD
85779	04/11/2018	STAPLES	Inv# 3371266761	INVENTORY RE-ORDER	\$16.59		
85779	04/11/2018	STAPLES	Inv# 3371266761	INVENTORY RE-ORDER	\$302.95		
85779	04/11/2018	STAPLES	Inv# 3371832052	OFFICE SUPPLIES	\$15.21		
85779	04/11/2018	STAPLES	Inv# 3371266761	INVENTORY RE-ORDER	\$88.31		
<b>Total for Check: 85779</b>						\$933.78	\$50,112.73
85780	04/11/2018	SUNSET INDUSTRIAL PARTS	Inv# 690465	INVENTORY RE-ORDER	\$851.23		
85780	04/11/2018	SUNSET INDUSTRIAL PARTS	Inv# 690465		(\$17.03)		
<b>Total for Check: 85780</b>						\$834.20	\$21,324.46
85781	04/11/2018	Smith, Benjamin	Inv# 2/27-3/26/18	STIPEND 2/27-3/26/18 phone stipend	\$40.00		
85781	04/11/2018	Smith, Benjamin	Inv# 4/5/18	TRAVEL 4/5 Corona ASCE Prado Dam Tour	\$35.00		
<b>Total for Check: 85781</b>						\$75.00	\$5,109.57
85782	04/11/2018	TESTAMERICA	Inv# 44276707	BPO FOR WATER QUALITY ANALYSES	\$31.50		
85782	04/11/2018	TESTAMERICA	Inv# 44277062	BPO FOR WATER QUALITY ANALYSES	\$183.00		
85782	04/11/2018	TESTAMERICA	Inv# 44275995	SAMPLE ANALYSIS	\$171.50		
<b>Total for Check: 85782</b>						\$386.00	\$47,872.00
85783	04/11/2018	THE GAS COMPANY	Inv# 113 758 3304	0APRIL18 3/5-4/3/18 THERMS 4217	\$2,802.25		
85783	04/11/2018	THE GAS COMPANY	Inv# 050 709 2900	4APRIL18 3/6-4/4/18 THERMS 140	\$138.99		
85783	04/11/2018	THE GAS COMPANY	Inv# 044 409 2900	0APRIL18 3/5-4/3/18THERMS 640	\$364.54		
<b>Total for Check: 85783</b>						\$3,305.78	\$37,520.26
85784	04/11/2018	TOP HAT PRODUCTIONS	Inv# 93612	BPO CATERING SERVICE	\$196.57		
85784	04/11/2018	TOP HAT PRODUCTIONS	Inv# 93848		\$15.00		
85784	04/11/2018	TOP HAT PRODUCTIONS	Inv# 93612		\$15.00		
85784	04/11/2018	TOP HAT PRODUCTIONS	Inv# 93848	BPO CATERING SERVICE	\$196.57		
<b>Total for Check: 85784</b>						\$423.14	\$4,812.19
85785	04/11/2018	TRAILS4ALL - DNU	Inv# 180409-02	CLEANUP SPONSOR	\$750.00		
<b>Total for Check: 85785</b>						\$750.00	\$750.00
85786	04/11/2018	TRUCPARCO	Inv# 400216		\$1.00		
85786	04/11/2018	TRUCPARCO	Inv# 400978	BPO TRUCK * AUTO SUPPLIES	\$59.51		
85786	04/11/2018	TRUCPARCO	Inv# 400978		\$1.00		
85786	04/11/2018	TRUCPARCO	Inv# 400216	BPO TRUCK * AUTO SUPPLIES	\$806.05		
<b>Total for Check: 85786</b>						\$867.56	\$7,825.72
85787	04/11/2018	U-LINE	Inv# 95675227		\$11.85		



# Orange County Water District

## Cash Disbursements

Begin Date: 03/29/2018

End Date: 05/30/2018

Page 29

### Accounts Payable Cash Disbursements Presented for Board Ratification and/or Approval

Check No.	Date	Vendor Name	Invoice #	Purpose	Invoice Amount	Check Amount	FYTD
85787	04/11/2018	U-LINE	Inv# 95775778	CWEF - DBL-SIDED TAPE	\$1,487.70		
85787	04/11/2018	U-LINE	Inv# 95775778		\$18.62		
85787	04/11/2018	U-LINE	Inv# 95675227	CWEF - DBL-SIDED TAPE	\$205.53		
<b>Total for Check:</b>		85787				\$1,723.70	\$9,386.11
85788	04/11/2018	U.S. HEALTHWORKS	Inv# 3289909-CA	BPO MEDICAL SERVICES	\$30.00		
<b>Total for Check:</b>		85788				\$30.00	\$4,165.00
85789	04/11/2018	U.S. SAFETY & SUPPLY COMPANY	Inv# 369469		\$31.31		
85789	04/11/2018	U.S. SAFETY & SUPPLY COMPANY	Inv# 369469		(\$2.58)		
85789	04/11/2018	U.S. SAFETY & SUPPLY COMPANY	Inv# 369469	INST. CALIBRATION GAS 20.0% 34	\$226.57		
<b>Total for Check:</b>		85789				\$255.30	\$1,557.61
85790	04/11/2018	UNITED PARCEL SERVICE INC	Inv# 0000X81601058	REVERSAL REV. CORR.	(\$53.67)		
85790	04/11/2018	UNITED PARCEL SERVICE INC	Inv# 0000X81601058	CORR.	\$53.67		
85790	04/11/2018	UNITED PARCEL SERVICE INC	Inv# 0000X81601138		\$31.14		
<b>Total for Check:</b>		85790				\$31.14	\$2,598.55
85791	04/11/2018	UTILIQUEST LLC	Inv# 259905-Q 9922	3/4-10 screen/mark pipes	\$595.48		
85791	04/11/2018	UTILIQUEST LLC	Inv# 259905-Q 9911	3/4-10 screen/mark pipes	\$1,020.82		
85791	04/11/2018	UTILIQUEST LLC	Inv# 259905-Q 9908	3/4-10 screen/mark pipes	\$72.99		
85791	04/11/2018	UTILIQUEST LLC	Inv# 259905-Q 9932	3/4-10 screen/mark pipes	\$12.08		
<b>Total for Check:</b>		85791				\$1,701.37	\$82,782.56
85793	04/11/2018	VWR INTERNATIONAL, INC.	Inv# 8081850781	INVENTORY RE-ORDER	\$71.78		
85793	04/11/2018	VWR INTERNATIONAL, INC.	Inv# 8081850781		(\$0.72)		
85793	04/11/2018	VWR INTERNATIONAL, INC.	Inv# 8081853596	LABORATORY SUPPLIES	\$411.08		
85793	04/11/2018	VWR INTERNATIONAL, INC.	Inv# 8081853596		(\$4.11)		
85793	04/11/2018	VWR INTERNATIONAL, INC.	Inv# 8081849039		(\$34.97)		
85793	04/11/2018	VWR INTERNATIONAL, INC.	Inv# 8081849039	INVENTORY RE-ORDER	\$874.35		
85793	04/11/2018	VWR INTERNATIONAL, INC.	Inv# 8081849039	INVENTORY RE-ORDER	\$928.73		
85793	04/11/2018	VWR INTERNATIONAL, INC.	Inv# 8081849039	INVENTORY RE-ORDER	\$525.78		
85793	04/11/2018	VWR INTERNATIONAL, INC.	Inv# 8081849039		\$25.21		
85793	04/11/2018	VWR INTERNATIONAL, INC.	Inv# 8081837347	LABORATORY SUPPLIES	\$123.84		
85793	04/11/2018	VWR INTERNATIONAL, INC.	Inv# 8081793603		(\$1.88)		
85793	04/11/2018	VWR INTERNATIONAL, INC.	Inv# 8081849039	INVENTORY RE-ORDER	\$297.98		
85793	04/11/2018	VWR INTERNATIONAL, INC.	Inv# 8081793603	LABORATORY SUPPLIES	\$187.21		

# Orange County Water District

## Cash Disbursements

Begin Date: 03/29/2018

End Date: 05/30/2018

Page 30

### Accounts Payable Cash Disbursements Presented for Board Ratification and/or Approval

Check No.	Date	Vendor Name	Invoice #	Purpose	Invoice Amount	Check Amount	FYTD
85793	04/11/2018	VWR INTERNATIONAL, INC.	Inv# 8081849039	INVENTORY RE-ORDER	\$143.55		
85793	04/11/2018	VWR INTERNATIONAL, INC.	Inv# 8081849039	INVENTORY RE-ORDER	\$701.05		
85793	04/11/2018	VWR INTERNATIONAL, INC.	Inv# 8081837347		(\$1.24)		
<b>Total for Check:</b>		85793				\$4,247.64	\$132,890.03
85794	04/11/2018	WALRAVEN VANDENBERGH	Inv# 1011	Mar18 Recharge support	\$1,725.00		
<b>Total for Check:</b>		85794				\$1,725.00	\$13,050.00
85795	04/11/2018	WELLINGTON LABORATORIES LLC	Inv# 18-356	LABORATORY SUPPLIES	\$1,500.00		
85795	04/11/2018	WELLINGTON LABORATORIES LLC	Inv# 18-356	LABORATORY SUPPLIES	\$150.00		
<b>Total for Check:</b>		85795				\$1,650.00	\$15,572.50
85796	04/11/2018	WEST COAST ARBORISTS, INC.	Inv# 134850	TREE TRIMMING AT FIELD HQ	\$1,040.00		
<b>Total for Check:</b>		85796				\$1,040.00	\$36,060.00
85797	04/11/2018	WHITE NELSON DIEHL EVANS LLP	Inv# 179727	1st-MPP & 457(b) yr.end Dec17	\$3,500.00		
85797	04/11/2018	WHITE NELSON DIEHL EVANS LLP	Inv# 179728	1st-2017 agreed upon procedure	\$10,000.00		
<b>Total for Check:</b>		85797				\$13,500.00	\$47,990.00
85798	04/11/2018	YARDLEY PUMP AND VACUUM, INC.	Inv# 78210	INVENTORY RE-ORDER	\$4,006.15		
85798	04/11/2018	YARDLEY PUMP AND VACUUM, INC.	Inv# 78210		\$237.98		
<b>Total for Check:</b>		85798				\$4,244.13	\$4,244.13
85799	04/11/2018	YSI INCORPORATED	Inv# 711864-TAX CREDIT	REF.P.O.502554	(\$68.82)		
85799	04/11/2018	YSI INCORPORATED	Inv# 725299	Weir 4 level instrument	\$1,549.99		
85799	04/11/2018	YSI INCORPORATED	Inv# 725299	Weir 4 level instrument	\$256.00		
85799	04/11/2018	YSI INCORPORATED	Inv# 725299	Weir 4 level instrument	\$206.63		
85799	04/11/2018	YSI INCORPORATED	Inv# 725299	Weir 4 level instrument	\$183.79		
85799	04/11/2018	YSI INCORPORATED	Inv# 725299		\$21.17		
<b>Total for Check:</b>		85799				\$2,148.76	\$25,865.77
85800	04/11/2018	Yoshiba, Gary	Inv# IRVINE PERMIT#00743580	permit for TC @OCWD-M56	\$850.00		
<b>Total for Check:</b>		85800				\$850.00	\$850.00
85801	04/18/2018	ABSOLUTE STANDARDS INC.	Inv# 169438	LABORATORY SUPPLIES	\$233.75		
85801	04/18/2018	ABSOLUTE STANDARDS INC.	Inv# 169438	LABORATORY SUPPLIES	\$318.75		
85801	04/18/2018	ABSOLUTE STANDARDS INC.	Inv# 169755	LABORATORY SUPPLIES	\$21.25		
85801	04/18/2018	ABSOLUTE STANDARDS INC.	Inv# 169438	LABORATORY SUPPLIES	\$212.50		
<b>Total for Check:</b>		85801				\$786.25	\$1,831.75

# Orange County Water District

## Cash Disbursements

Begin Date: 03/29/2018

End Date: 05/30/2018

Page 31

### Accounts Payable Cash Disbursements Presented for Board Ratification and/or Approval

Check No.	Date	Vendor Name	Invoice #	Purpose	Invoice Amount	Check Amount	FYTD
85802	04/18/2018	ACCUSTANDARD, INC.	Inv# 875456	LABORATORY SUPPLIES	\$355.00		
85802	04/18/2018	ACCUSTANDARD, INC.	Inv# 875456		\$81.76		
85802	04/18/2018	ACCUSTANDARD, INC.	Inv# 875456		\$7.00		
85802	04/18/2018	ACCUSTANDARD, INC.	Inv# 875670	LABORATORY SUPPLIES	\$50.00		
85802	04/18/2018	ACCUSTANDARD, INC.	Inv# 875670	LABORATORY SUPPLIES	\$50.00		
85802	04/18/2018	ACCUSTANDARD, INC.	Inv# 875670		\$10.15		
85802	04/18/2018	ACCUSTANDARD, INC.	Inv# 875670		\$7.00		
<b>Total for Check: 85802</b>						<b>\$560.91</b>	<b>\$14,917.34</b>
85803	04/18/2018	ACT ENVIRO	Inv# 178633	WASTE DISPOSAL	\$1,244.54		
<b>Total for Check: 85803</b>						<b>\$1,244.54</b>	<b>\$17,976.71</b>
85804	04/18/2018	ACWA/JPIA	Inv# WORKERSCOMP 1/1-3/31/18	WorkersCompPgm Q1 1/1-3/31/18	\$92,352.17		
<b>Total for Check: 85804</b>						<b>\$92,352.17</b>	<b>\$1,204,529.98</b>
85805	04/18/2018	AGILENT TECHNOLOGIES, INC.	Inv# 114615437		\$8.70		
85805	04/18/2018	AGILENT TECHNOLOGIES, INC.	Inv# 9100314909	EQUIP. SERVICE	\$2,214.00		
85805	04/18/2018	AGILENT TECHNOLOGIES, INC.	Inv# 114615437	LABORATORY SUPPLIES	\$65.27		
85805	04/18/2018	AGILENT TECHNOLOGIES, INC.	Inv# 9100315098	EQUIP. SERVICE	\$21,110.52		
<b>Total for Check: 85805</b>						<b>\$23,398.49</b>	<b>\$399,852.74</b>
85806	04/18/2018	ALLEN TIRE COMPANY	Inv# 23-3610	RO: A-66 TIRE	\$153.10		
85806	04/18/2018	ALLEN TIRE COMPANY	Inv# 23-3610	RO: A-66 TIRE	\$2.12		
85806	04/18/2018	ALLEN TIRE COMPANY	Inv# 23-3610	RO: A-66 TIRE	\$1.75		
<b>Total for Check: 85806</b>						<b>\$156.97</b>	<b>\$7,440.79</b>
85807	04/18/2018	AMERICAN WATER CHEMICAL, INC	Inv# 05-18182/01	3/23 antiscalant 40840 lbs	\$32,263.60		
<b>Total for Check: 85807</b>						<b>\$32,263.60</b>	<b>\$1,434,514.85</b>
85809	04/18/2018	ANAHEIM, CITY OF	Inv# 0127464300APRL18	3/8-4/9/18HCF348	\$986.36		
85809	04/18/2018	ANAHEIM, CITY OF	Inv# 0132538000APR18	03/12/18 - 4/10/18 KWH 1692	\$334.94		
85809	04/18/2018	ANAHEIM, CITY OF	Inv# 0127602300APRIL18	3/8-4/9/18HCF71	\$259.21		
85809	04/18/2018	ANAHEIM, CITY OF	Inv# 0128277000APR18	03/12/18 - 04/10/18 KWH 8640	\$1,544.41		
85809	04/18/2018	ANAHEIM, CITY OF	Inv# 0127603000APRIL18	3/8-4/9/18KWH0	\$51.57		
85809	04/18/2018	ANAHEIM, CITY OF	Inv# 0127704000APRIL18	3/9-4/10/18KWH2680	\$523.27		
85809	04/18/2018	ANAHEIM, CITY OF	Inv# 0128276000APR18	03/12/18 - 04/10/18 KWH 2198	\$411.24		
85809	04/18/2018	ANAHEIM, CITY OF	Inv# 0139824000APR18	03/12/18 - 04/10/18 KWH 160	\$45.33		
85809	04/18/2018	ANAHEIM, CITY OF	Inv# 0128279000APR18	03/12/18 - 04/10/18 KWH 3560	\$1,130.59		

# Orange County Water District

## Cash Disbursements

Begin Date: 03/29/2018

End Date: 05/30/2018

Page 32

### Accounts Payable Cash Disbursements Presented for Board Ratification and/or Approval

Check No.	Date	Vendor Name	Invoice #	Purpose	Invoice Amount	Check Amount	FYTD
85809	04/18/2018	ANAHEIM, CITY OF	Inv# 0128660002APR18	03/19/18 - 04/11/18 KWH 2880	\$561.60		
85809	04/18/2018	ANAHEIM, CITY OF	Inv# 0145552000APR18	03/12/18 - 04/10/18 KWH 24	\$19.62		
85809	04/18/2018	ANAHEIM, CITY OF	Inv# 0138802000APR18	03/12/18 - 04/10/18 KWH 0	\$15.08		
85809	04/18/2018	ANAHEIM, CITY OF	Inv# 0134965000APRIL18	3/8-4/9/18KWH265	\$66.74		
85809	04/18/2018	ANAHEIM, CITY OF	Inv# 0134145000APRIL18	3/9-4/10/18kwh80	\$31.76		
85809	04/18/2018	ANAHEIM, CITY OF	Inv# 0134144000APR18	03/12/18 - 04/10/18 KWH 160	\$45.33		
85809	04/18/2018	ANAHEIM, CITY OF	Inv# 0131487000APR18	03/12/18 - 04/10/18 KWH 156	\$44.58		
85809	04/18/2018	ANAHEIM, CITY OF	Inv# 0128284000APR18	3/12/18 - 4/10/18 KWH 544	\$117.91		
85809	04/18/2018	ANAHEIM, CITY OF	Inv# 0128283000APR18	03/12/18 - 04/11/18 KWH 720	\$1,128.50		
85809	04/18/2018	ANAHEIM, CITY OF	Inv# 0128282300APR18	03/12/18 - 04/10/18 HCF 52	\$166.97		
85809	04/18/2018	ANAHEIM, CITY OF	Inv# 0128280300APR18	03/12/18 - 04/10/18 HCF 0	\$57.32		
<b>Total for Check:</b>		85809				\$7,542.33	\$214,297.57
85810	04/18/2018	ARAMARK UNIFORM SERVICES	Inv# 533251196	UNIFORM SERVICES	\$253.36		
85810	04/18/2018	ARAMARK UNIFORM SERVICES	Inv# 533251197	UNIFORM SERVICES	\$199.99		
85810	04/18/2018	ARAMARK UNIFORM SERVICES	Inv# 533251195	UNIFORM SERVICES	\$149.63		
<b>Total for Check:</b>		85810				\$602.98	\$45,173.17
85811	04/18/2018	ARC IMAGING RESOURCES	Inv# 9613236	BARRIER MAPS	\$111.44		
<b>Total for Check:</b>		85811				\$111.44	\$782.44
85812	04/18/2018	AT & T	Inv# 714 630-4323 663 1	APRIL18	\$1,646.64		
<b>Total for Check:</b>		85812				\$1,646.64	\$30,122.52
85813	04/18/2018	AT & T	Inv# 714 630-3232-447 1		\$223.01		
<b>Total for Check:</b>		85813				\$223.01	\$30,122.52
85814	04/18/2018	AT & T	Inv# 339 259-6949 390 6	APRIL18	\$69.48		
<b>Total for Check:</b>		85814				\$69.48	\$30,122.52
85815	04/18/2018	AT & T	Inv# 335 253-2206 042 4	APRIL18	\$86.10		
<b>Total for Check:</b>		85815				\$86.10	\$30,122.52
85816	04/18/2018	ATLAS COPCO COMPRESSORS, LLC	Inv# 50342	INVENTORY RE-ORDER	\$450.71		
85816	04/18/2018	ATLAS COPCO COMPRESSORS, LLC	Inv# 50342		\$26.64		
85816	04/18/2018	ATLAS COPCO COMPRESSORS, LLC	Inv# 50342	INVENTORY RE-ORDER	\$315.10		
<b>Total for Check:</b>		85816				\$792.45	\$11,914.02

# Orange County Water District

## Cash Disbursements

Begin Date: 03/29/2018

End Date: 05/30/2018

Page 33

### Accounts Payable Cash Disbursements Presented for Board Ratification and/or Approval

Check No.	Date	Vendor Name	Invoice #	Purpose	Invoice Amount	Check Amount	FYTD
85817	04/18/2018	Anthony, Philip L.	Inv# NOVEMBER 2017 TRAVEL	Nov17 OCWD Various Meetings	\$89.88		
		<b>Total for Check:</b>	85817			\$89.88	\$785.39
85818	04/18/2018	BATTERY SYSTEMS	Inv# 4365731	Boat Batteries - V5 and V8	\$89.90		
85818	04/18/2018	BATTERY SYSTEMS	Inv# 4365731	Boat Batteries - V5 and V8	\$89.89		
85818	04/18/2018	BATTERY SYSTEMS	Inv# 4365731		\$2.00		
		<b>Total for Check:</b>	85818			\$181.79	\$2,527.50
85819	04/18/2018	BOB PFLUGFELDER	Inv# 001342	CWEF 2018 - PAID PRESENTER	\$4,095.60		
		<b>Total for Check:</b>	85819			\$4,095.60	\$4,095.60
85820	04/18/2018	BRENNTAG PACIFIC INC.	Inv# BPI828431	Discount	(\$165.60)		
85820	04/18/2018	BRENNTAG PACIFIC INC.	Inv# BPI828584	4/13 h.peroxide 44660 lbs	\$9,713.55		
85820	04/18/2018	BRENNTAG PACIFIC INC.	Inv# BPI828431	4/12 caustic soda 12.4817 tons	\$8,280.05		
85820	04/18/2018	BRENNTAG PACIFIC INC.	Inv# BPI827113	Discount	(\$625.26)		
85820	04/18/2018	BRENNTAG PACIFIC INC.	Inv# BPI827113	4/10 citric acid 22.285 tons	\$20,842.05		
85820	04/18/2018	BRENNTAG PACIFIC INC.	Inv# BPI828584	Discount	(\$291.41)		
		<b>Total for Check:</b>	85820			\$37,753.38	\$957,215.40
85821	04/18/2018	Bhatia-Leddy, Menu	Inv# 1/22-23/18 TRAVEL	1/22-23 Austin, TX AWWA 2018	\$433.39		
		<b>Total for Check:</b>	85821			\$433.39	\$646.03
85822	04/18/2018	CALCPA	Inv# 1233674	MEM.228788 DIANNE L. SWANSON,CPA	\$410.00		
		<b>Total for Check:</b>	85822			\$410.00	\$820.00
85823	04/18/2018	CALIFORNIA BARRICADE RENTALS, INC.	Inv# 58332	BPO TRAFFIC CONTROL SERVICES	\$690.00		
85823	04/18/2018	CALIFORNIA BARRICADE RENTALS, INC.	Inv# 58332	BPO TRAFFIC CONTROL SERVICES	\$250.00		
		<b>Total for Check:</b>	85823			\$940.00	\$3,250.00
85824	04/18/2018	CALIFORNIA MARKETING GROUP	Inv# 76707	RE-ORDER GWRS TASTING CUPS	\$1,631.25		
85824	04/18/2018	CALIFORNIA MARKETING GROUP	Inv# 76707		\$166.75		
		<b>Total for Check:</b>	85824			\$1,798.00	\$1,798.00
85825	04/18/2018	CALTROL, INC	Inv# CD99042912	Vibration analysis	\$2,760.00		
		<b>Total for Check:</b>	85825			\$2,760.00	\$89,429.76
85826	04/18/2018	CAMBRIDGE ISOTOPE LABORATORIES	Inv# 01137113	LABORATORY SUPPLIES	\$81.56		
85826	04/18/2018	CAMBRIDGE ISOTOPE LABORATORIES	Inv# 01137113		\$16.67		

# Orange County Water District

## Cash Disbursements

Begin Date: 03/29/2018

End Date: 05/30/2018

Page 34

### Accounts Payable Cash Disbursements Presented for Board Ratification and/or Approval

Check No.	Date	Vendor Name	Invoice #	Purpose	Invoice Amount	Check Amount	FYTD
		<b>Total for Check:</b>	85826			\$98.23	\$11,491.26
85827	04/18/2018	CDW-G	Inv# MCS1964	FHQ SCADA HD	\$83.73		
		<b>Total for Check:</b>	85827			\$83.73	\$19,225.81
85828	04/18/2018	CITY OF ORANGE	Inv# 00062272-00MAR18	1/31-4/2/18 USEAGE731	\$352.17		
		<b>Total for Check:</b>	85828			\$352.17	\$4,973.20
85829	04/18/2018	COAST COMPRESSOR COMPANY	Inv# 180010	EQUIP. SERVICE	\$110.00		
85829	04/18/2018	COAST COMPRESSOR COMPANY	Inv# 180010	EQUIP. SERVICE	\$39.00		
85829	04/18/2018	COAST COMPRESSOR COMPANY	Inv# 180010	EQUIP. SERVICE	\$1,661.50		
85829	04/18/2018	COAST COMPRESSOR COMPANY	Inv# 180010	EQUIP. SERVICE	\$944.00		
		<b>Total for Check:</b>	85829			\$2,754.50	\$5,710.68
85830	04/18/2018	CORNER BAKERY CAFE	Inv# 303371		\$5.00		
85830	04/18/2018	CORNER BAKERY CAFE	Inv# 303371	BPO CATERING SERVICE	\$57.00		
85830	04/18/2018	CORNER BAKERY CAFE	Inv# 297997		\$8.78		
85830	04/18/2018	CORNER BAKERY CAFE	Inv# 297997	BPO CATERING SERVICE	\$87.75		
		<b>Total for Check:</b>	85830			\$158.53	\$2,890.62
85831	04/18/2018	CORPORATE COLOR PRINTING	Inv# 30293		\$10.00		
85831	04/18/2018	CORPORATE COLOR PRINTING	Inv# 30293	BUSINESS CARDS FOR MIKE MARKUS	\$179.00		
		<b>Total for Check:</b>	85831			\$189.00	\$189.00
85833	04/18/2018	CORTECH ENGINEERING, A DXP COMPANY	Inv# 49582929		(\$34.74)		
85833	04/18/2018	CORTECH ENGINEERING, A DXP COMPANY	Inv# 49586258	Lime slurry loop pump repair	\$157.68		
85833	04/18/2018	CORTECH ENGINEERING, A DXP COMPANY	Inv# 49586258	Lime slurry loop pump repair	\$30.45		
85833	04/18/2018	CORTECH ENGINEERING, A DXP COMPANY	Inv# 49582929		\$34.78		
85833	04/18/2018	CORTECH ENGINEERING, A DXP COMPANY	Inv# 49586258		(\$4.37)		
85833	04/18/2018	CORTECH ENGINEERING, A DXP COMPANY	Inv# 49541904		\$22.90		
85833	04/18/2018	CORTECH ENGINEERING, A DXP COMPANY	Inv# 49404918	Polymer feeder repair	\$389.33		
85833	04/18/2018	CORTECH ENGINEERING, A DXP COMPANY	Inv# 49586258		\$29.92		

# Orange County Water District

## Cash Disbursements

Begin Date: 03/29/2018

End Date: 05/30/2018

Page 35

### Accounts Payable Cash Disbursements Presented for Board Ratification and/or Approval

Check No.	Date	Vendor Name	Invoice #	Purpose	Invoice Amount	Check Amount	FYTD
85833	04/18/2018	CORTECH ENGINEERING, A DXP COMPANY	Inv# 49541904		(\$53.97)		
85833	04/18/2018	CORTECH ENGINEERING, A DXP COMPANY	Inv# 49541904	INVENTORY RE-ORDER	\$2,675.25		
85833	04/18/2018	CORTECH ENGINEERING, A DXP COMPANY	Inv# 49507074		(\$53.92)		
85833	04/18/2018	CORTECH ENGINEERING, A DXP COMPANY	Inv# 49507074		\$20.42		
85833	04/18/2018	CORTECH ENGINEERING, A DXP COMPANY	Inv# 49507074	INVENTORY RE-ORDER	\$2,675.25		
85833	04/18/2018	CORTECH ENGINEERING, A DXP COMPANY	Inv# 49404918		(\$8.15)		
85833	04/18/2018	CORTECH ENGINEERING, A DXP COMPANY	Inv# 49404918		\$18.03		
85833	04/18/2018	CORTECH ENGINEERING, A DXP COMPANY	Inv# 49582929	INVENTORY REORDER	\$1,701.94		
		<b>Total for Check:</b>	85833			\$7,600.80	\$7,600.80
85834	04/18/2018	COUNTY OF ORANGE	Inv# PWI80669	2014-00007-OCWD	\$1,506.82		
		<b>Total for Check:</b>	85834			\$1,506.82	\$67,741.10
85835	04/18/2018	COUNTY OF ORANGE AUDITOR-CONTR	Inv# M1804041661	3/1-3/31 WASTE & RECYCLING	\$272.55		
		<b>Total for Check:</b>	85835			\$272.55	\$7,510.72
85836	04/18/2018	CPI INTERNATIONAL	Inv# 20037368	LABORATORY SUPPLIES	\$484.88		
85836	04/18/2018	CPI INTERNATIONAL	Inv# 20037368		(\$9.70)		
		<b>Total for Check:</b>	85836			\$475.18	\$6,363.70
85837	04/18/2018	CULLIGAN OF SANTA ANA	Inv# 1089457	WATER SOFTNER SERVICE	\$179.27		
		<b>Total for Check:</b>	85837			\$179.27	\$1,950.65
85838	04/18/2018	CWEA	Inv# MEM.SCOTT D. BRANDON	CERTIFICATION REN.	\$280.00		
		<b>Total for Check:</b>	85838			\$280.00	\$4,103.00
85839	04/18/2018	D & H WATER SYSTEMS	Inv# I 2018-0325		\$40.00		
85839	04/18/2018	D & H WATER SYSTEMS	Inv# I 2018-0325	INVENTORY RE-ORDER	\$15,033.60		
85839	04/18/2018	D & H WATER SYSTEMS	Inv# I 2018-0324		\$20.00		
85839	04/18/2018	D & H WATER SYSTEMS	Inv# I 2018-0324	INVENTORY RE-ORDER	\$713.22		
		<b>Total for Check:</b>	85839			\$15,806.82	\$41,006.99
85840	04/18/2018	DELTA MOTORS CO., INC.	Inv# 21499	Repair of Baldor 125 HP 444TS	\$1,950.00		

# Orange County Water District

## Cash Disbursements

Begin Date: 03/29/2018

End Date: 05/30/2018

Page 36

### Accounts Payable Cash Disbursements Presented for Board Ratification and/or Approval

Check No.	Date	Vendor Name	Invoice #	Purpose	Invoice Amount	Check Amount	FYTD
85840	04/18/2018	DELTA MOTORS CO., INC.	Inv# 21499	Repair of Baldor 125 HP 444TS	\$269.38		
85840	04/18/2018	DELTA MOTORS CO., INC.	Inv# 21499	Repair of Baldor 125 HP 444TS	\$129.30		
85840	04/18/2018	DELTA MOTORS CO., INC.	Inv# 21499		(\$46.98)		
<b>Total for Check:</b>		85840				\$2,301.70	\$2,301.70
85841	04/18/2018	DEVAUL PAINT COMPANY	Inv# 82898		(\$2.20)		
85841	04/18/2018	DEVAUL PAINT COMPANY	Inv# 82898	BPO PAINT & SUPPLIES	\$118.69		
<b>Total for Check:</b>		85841				\$116.49	\$1,798.41
85842	04/18/2018	DIAMOND ENVIRONMENTAL SERVICES	Inv# 0001442720	BPO PORTA POTTY SERVICE	\$209.79		
85842	04/18/2018	DIAMOND ENVIRONMENTAL SERVICES	Inv# 0001442720	BPO PORTA POTTY SERVICE	\$33.61		
<b>Total for Check:</b>		85842				\$243.40	\$2,713.07
85843	04/18/2018	Dunkin, Alicia	Inv# 4/11/18 TRAVEL	4/11 SACTO WRCA-CASA 2018	\$543.33		
<b>Total for Check:</b>		85843				\$543.33	\$8,610.28
85844	04/18/2018	ECCO EQUIPMENT CORP.	Inv# 203165-0001	HAUL VEGETATION TO DUMP SITE	\$12,930.00		
85844	04/18/2018	ECCO EQUIPMENT CORP.	Inv# 203165-0001	HAUL VEGETATION TO DUMP SITE	\$500.00		
85844	04/18/2018	ECCO EQUIPMENT CORP.	Inv# 203166-0001	HAUL VEGETATION TO DUMP SITE	\$12,930.00		
85844	04/18/2018	ECCO EQUIPMENT CORP.	Inv# 203166-0001	HAUL VEGETATION TO DUMP SITE	\$500.00		
<b>Total for Check:</b>		85844				\$26,860.00	\$27,860.00
85845	04/18/2018	ENVIRONMENTAL ADVISORS, LLC	Inv# OCWD-VISTA-2018(1)	Thru 3/20 wo#14 Prado Basin FS	\$8,500.00		
<b>Total for Check:</b>		85845				\$8,500.00	\$84,400.00
85846	04/18/2018	ENVIRONMENTAL EXPRESS, INC	Inv# 1000501055	LABORATORY SUPPLIES	\$519.19		
85846	04/18/2018	ENVIRONMENTAL EXPRESS, INC	Inv# 1000501055		\$12.81		
<b>Total for Check:</b>		85846				\$532.00	\$2,496.90
85847	04/18/2018	ENVIRONMENTAL SCIENCE ASSOCIATES	Inv# 134700	Feb18 wo#5 Plant2 GWRS Conveya	\$2,136.75		
85847	04/18/2018	ENVIRONMENTAL SCIENCE ASSOCIATES	Inv# 134700	Feb18 wo#5 Plant2 GWRS Conveya	\$1,060.75		
<b>Total for Check:</b>		85847				\$3,197.50	\$20,752.75
85848	04/18/2018	EVANTEC LAB SUPPLY	Inv# 181778	LABORATORY SUPPLIES	\$60.25		
85848	04/18/2018	EVANTEC LAB SUPPLY	Inv# 181778	LABORATORY SUPPLIES	\$59.81		
85848	04/18/2018	EVANTEC LAB SUPPLY	Inv# 181778		\$24.00		
85848	04/18/2018	EVANTEC LAB SUPPLY	Inv# 181778		(\$1.44)		
85848	04/18/2018	EVANTEC LAB SUPPLY	Inv# 181779	LABORATORY SUPPLIES	\$54.38		



# Orange County Water District

## Cash Disbursements

Begin Date: 03/29/2018

End Date: 05/30/2018

Page 37

### Accounts Payable Cash Disbursements Presented for Board Ratification and/or Approval

Check No.	Date	Vendor Name	Invoice #	Purpose	Invoice Amount	Check Amount	FYTD
85848	04/18/2018	EVANTEC LAB SUPPLY	Inv# 181779		\$12.00		
85848	04/18/2018	EVANTEC LAB SUPPLY	Inv# 181779		(\$0.67)		
<b>Total for Check:</b>		85848				\$208.33	\$3,071.83
85849	04/18/2018	FRONTIER COMMUNICATIONS	Inv# 213-002-8985	APR0718 04/07/18 - 5/06/18	\$48.31		
<b>Total for Check:</b>		85849				\$48.31	\$37,213.89
85850	04/18/2018	FRONTIER COMMUNICATIONS	Inv# 714-274-0393	APR0718 04/07/18 - 05/06/18	\$899.23		
<b>Total for Check:</b>		85850				\$899.23	\$37,213.89
85851	04/18/2018	FRY'S ELECTRONICS	Inv# 22372970	BPO ELECTRONIC SUPPLIES	\$201.17		
<b>Total for Check:</b>		85851				\$201.17	\$3,401.31
85852	04/18/2018	GE MDS, LLC	Inv# 1036322	Forebay dialer	\$206.63		
85852	04/18/2018	GE MDS, LLC	Inv# 1036322	Forebay dialer	\$199.01		
85852	04/18/2018	GE MDS, LLC	Inv# 1036322	Forebay dialer	\$164.43		
85852	04/18/2018	GE MDS, LLC	Inv# 1036322	Forebay dialer	\$146.81		
85852	04/18/2018	GE MDS, LLC	Inv# 1036322	Freight	\$79.27		
85852	04/18/2018	GE MDS, LLC	Inv# 1036322	Forebay dialer	\$1,859.63		
<b>Total for Check:</b>		85852				\$2,655.78	\$8,063.03
85853	04/18/2018	GEOTECH ENVIRONMENTAL EQUIPMENT, INC.	Inv# 549683		\$61.02		
85853	04/18/2018	GEOTECH ENVIRONMENTAL EQUIPMENT, INC.	Inv# 549683	DISCOUNT	(\$0.45)		
<b>Total for Check:</b>		85853				\$60.57	\$78,552.47
85854	04/18/2018	GLEN SAMPLE SIGNS & GRAPHICS	Inv# 264337	EQUIPMENT DECALS	\$24.00		
85854	04/18/2018	GLEN SAMPLE SIGNS & GRAPHICS	Inv# 264337	EQUIPMENT DECALS	\$12.00		
<b>Total for Check:</b>		85854				\$36.00	\$36.00
85855	04/18/2018	GOVERNMENT TECHNOLOGY SOLUTIONS	Inv# 32218A	Renewal Maintenance	\$3,843.77		
<b>Total for Check:</b>		85855				\$3,843.77	\$3,843.77
85856	04/18/2018	GOVERNMENTJOBS.COM, INC.	Inv# INV23391	License 3/19/18-3/18/19	\$4,681.60		
85856	04/18/2018	GOVERNMENTJOBS.COM, INC.	Inv# INV23391	JobPostSubscrptn	\$1,250.00		
<b>Total for Check:</b>		85856				\$5,931.60	\$6,106.60
85857	04/18/2018	GRAINGER INC.	Inv# 9717149778	Fall protection D-rings	\$314.51		
85857	04/18/2018	GRAINGER INC.	Inv# 9717149786	Grainger-Cordless Combination	\$585.08		
85857	04/18/2018	GRAINGER INC.	Inv# 9718080840	INVENTORY RE-ORDER	\$416.56		

# Orange County Water District

## Cash Disbursements

Begin Date: 03/29/2018

End Date: 05/30/2018

Page 38

### Accounts Payable Cash Disbursements Presented for Board Ratification and/or Approval

Check No.	Date	Vendor Name	Invoice #	Purpose	Invoice Amount	Check Amount	FYTD
85857	04/18/2018	GRAINGER INC.	Inv# 9718080840	INVENTORY RE-ORDER	\$32.36		
<b>Total for Check: 85857</b>						\$1,348.51	\$116,792.97
85858	04/18/2018	HDR, INC.	Inv# 1200109747	Thru 3/3 pipeline rehab	\$3,910.00		
<b>Total for Check: 85858</b>						\$3,910.00	\$31,708.24
85859	04/18/2018	HOME DEPOT, INC.	Inv# 0202796	BPO INDUSTRIAL SUPPLIES	\$261.12		
85859	04/18/2018	HOME DEPOT, INC.	Inv# 4024537	BPO INDUSTRIAL SUPPLIES	\$60.21		
85859	04/18/2018	HOME DEPOT, INC.	Inv# 5013633 2018	BPO INDUSTRIAL SUPPLIES	\$192.45		
85859	04/18/2018	HOME DEPOT, INC.	Inv# 6080534	BPO INDUSTRIAL SUPPLIES	\$32.72		
85859	04/18/2018	HOME DEPOT, INC.	Inv# 8024965	BPO INDUSTRIAL SUPPLIES	\$23.27		
85859	04/18/2018	HOME DEPOT, INC.	Inv# 9020485	BPO INDUSTRIAL SUPPLIES	\$48.55		
<b>Total for Check: 85859</b>						\$618.32	\$19,885.00
85860	04/18/2018	HUMANSCALE CORPORATION	Inv# F00400007998	Keyboard for Marsha	\$192.32		
<b>Total for Check: 85860</b>						\$192.32	\$6,633.11
85861	04/18/2018	Hollender, Scott	Inv# 4/13/18	CERTIFICATION REN Waste Water Operator Grade V	\$150.00		
<b>Total for Check: 85861</b>						\$150.00	\$150.00
85862	04/18/2018	IDEXX LABORATORIES, INC.	Inv# 3028697656	Shipping	\$55.20		
85862	04/18/2018	IDEXX LABORATORIES, INC.	Inv# 3028697656	INVENTORY RE-ORDER	\$926.87		
<b>Total for Check: 85862</b>						\$982.07	\$8,853.82
85863	04/18/2018	INGERSOLL-RAND EQUIPMENT SALES	Inv# 30667430	Service Call - PWPS Compressor	\$760.00		
<b>Total for Check: 85863</b>						\$760.00	\$5,147.79
85865	04/18/2018	IRVINE PIPE & SUPPLY	Inv# 877727	Lockable Caps	\$50.62		
85865	04/18/2018	IRVINE PIPE & SUPPLY	Inv# 877727	Lockable Caps	\$210.10		
85865	04/18/2018	IRVINE PIPE & SUPPLY	Inv# 877727	FREIGHT	\$26.94		
85865	04/18/2018	IRVINE PIPE & SUPPLY	Inv# 877727	DISCOUNT	(\$5.93)		
85865	04/18/2018	IRVINE PIPE & SUPPLY	Inv# 878318-1	BPO PIPE & SUPPLIES	\$18.11		
85865	04/18/2018	IRVINE PIPE & SUPPLY	Inv# 878318-1		(\$0.36)		
85865	04/18/2018	IRVINE PIPE & SUPPLY	Inv# 878546	static mixer connection for su	\$1,003.73		
85865	04/18/2018	IRVINE PIPE & SUPPLY	Inv# 878546	static mixer connection for su	\$517.05		
85865	04/18/2018	IRVINE PIPE & SUPPLY	Inv# 878546	FREIGHT	\$26.94		
85865	04/18/2018	IRVINE PIPE & SUPPLY	Inv# 878546	DISCOUNT	(\$30.95)		
85865	04/18/2018	IRVINE PIPE & SUPPLY	Inv# 877727	SHIPPING	\$9.04		

# Orange County Water District

## Cash Disbursements

Begin Date: 03/29/2018

End Date: 05/30/2018

Page 39

### Accounts Payable Cash Disbursements Presented for Board Ratification and/or Approval

Check No.	Date	Vendor Name	Invoice #	Purpose	Invoice Amount	Check Amount	FYTD
		<b>Total for Check:</b>	85865			\$1,825.29	\$73,252.89
85866	04/18/2018	JOE A. GONSALVES AND SON	Inv# 156440	Apr18 legis.support/SACTO	\$7,500.00		
		<b>Total for Check:</b>	85866			\$7,500.00	\$90,000.00
85867	04/18/2018	Jacobs, Philip	Inv# 2017-2018-11	EducationReimb. PSJ	\$119.55		
		<b>Total for Check:</b>	85867			\$119.55	\$119.55
85868	04/18/2018	KAVEH ENGINEERING & CONSTRUCTION, INC.	Inv# 2017-04 (SC-2017-1)	Prog.Pmt#4 (SC-2017-1)	\$64,112.12		
85868	04/18/2018	KAVEH ENGINEERING & CONSTRUCTION, INC.	Inv# 2017-04 (SC-2017-1)	Prog.Pmt#4 (SC-2017-1)	\$15,100.78		
		<b>Total for Check:</b>	85868			\$79,212.90	\$545,371.41
85869	04/18/2018	KELLY SERVICES	Inv# 13019035	TempLabor1038	\$1,320.00		
85869	04/18/2018	KELLY SERVICES	Inv# 14024740	WEEK ENDING 04/08 - ALVARO	\$1,650.00		
		<b>Total for Check:</b>	85869			\$2,970.00	\$47,935.80
85870	04/18/2018	LARSON O'BRIEN LLP	Inv# 4277 (NBGPP NCP)	Feb18 legal/NBGPP NCP	\$473.88		
85870	04/18/2018	LARSON O'BRIEN LLP	Inv# 4278 (SBGPP NCP)	Feb18 legal/SBGPP NCP	\$564.00		
		<b>Total for Check:</b>	85870			\$1,037.88	\$45,306.91
85871	04/18/2018	LHOIST NORTH AMERICA	Inv# 1180207933A	3/15 lime 24.13 tons	\$5,284.47		
85871	04/18/2018	LHOIST NORTH AMERICA	Inv# 1180207933B	3/18 lime 24.74 tons	\$5,418.06		
		<b>Total for Check:</b>	85871			\$10,702.53	\$758,679.53
85872	04/18/2018	LONG BEACH WATER DEPARTMENT	Inv# 43691	Jul-Dec17 LBWD Capacity Charge	\$11,079.87		
		<b>Total for Check:</b>	85872			\$11,079.87	\$972,192.58
85873	04/18/2018	MCFADDEN-DALE HARDWARE CO.	Inv# 409593/1	CREDIT RETURN INV#409338	(\$9.16)		
85873	04/18/2018	MCFADDEN-DALE HARDWARE CO.	Inv# 409338/1		(\$0.26)		
85873	04/18/2018	MCFADDEN-DALE HARDWARE CO.	Inv# 409338/1	BPO INDUSTRIAL SUPPLIES	\$9.16		
85873	04/18/2018	MCFADDEN-DALE HARDWARE CO.	Inv# 324073/5	BPO INDUSTRIAL SUPPLIES	\$83.05		
85873	04/18/2018	MCFADDEN-DALE HARDWARE CO.	Inv# 324073/5	Discount	(\$2.31)		
		<b>Total for Check:</b>	85873			\$80.48	\$6,645.83
85874	04/18/2018	METROPOLITAN WATER DISTRICT	Inv# LEASE R.L. 2832	INSPECTION FEE 2018	\$1,536.00		
		<b>Total for Check:</b>	85874			\$1,536.00	\$1,536.00
85876	04/18/2018	NAPA/ORANGE COUNTY AUTO PARTS	Inv# 395958	BPO AUTO PARTS & SUPPLIES	\$0.53		
85876	04/18/2018	NAPA/ORANGE COUNTY AUTO PARTS	Inv# 393992	BPO AUTO PARTS & SUPPLIES	\$71.16		

# Orange County Water District

## Cash Disbursements

Begin Date: 03/29/2018

End Date: 05/30/2018

Page 40

### Accounts Payable Cash Disbursements Presented for Board Ratification and/or Approval

Check No.	Date	Vendor Name	Invoice #	Purpose	Invoice Amount	Check Amount	FYTD
85876	04/18/2018	NAPA/ORANGE COUNTY AUTO PARTS	Inv# 393992		(\$1.42)		
85876	04/18/2018	NAPA/ORANGE COUNTY AUTO PARTS	Inv# 394890	BPO AUTO PARTS & SUPPLIES	\$52.21		
85876	04/18/2018	NAPA/ORANGE COUNTY AUTO PARTS	Inv# 394890		(\$1.04)		
85876	04/18/2018	NAPA/ORANGE COUNTY AUTO PARTS	Inv# 394897	BPO AUTO PARTS & SUPPLIES	\$37.79		
85876	04/18/2018	NAPA/ORANGE COUNTY AUTO PARTS	Inv# 395958		(\$0.28)		
85876	04/18/2018	NAPA/ORANGE COUNTY AUTO PARTS	Inv# 395988	BPO AUTO PARTS & SUPPLIES	\$10.32		
85876	04/18/2018	NAPA/ORANGE COUNTY AUTO PARTS	Inv# 395988		(\$0.21)		
85876	04/18/2018	NAPA/ORANGE COUNTY AUTO PARTS	Inv# 395993	BPO AUTO PARTS & SUPPLIES	\$9.54		
85876	04/18/2018	NAPA/ORANGE COUNTY AUTO PARTS	Inv# 395993		(\$0.19)		
85876	04/18/2018	NAPA/ORANGE COUNTY AUTO PARTS	Inv# 395958	BPO AUTO PARTS & SUPPLIES	\$13.31		
85876	04/18/2018	NAPA/ORANGE COUNTY AUTO PARTS	Inv# 394897		(\$0.76)		
<b>Total for Check: 85876</b>						\$190.96	\$10,992.62
85878	04/18/2018	OLIN CHLOR ALKALI PRODUCTS	Inv# 2482229	3/22 s.hypochlorite 4898 gal	\$3,026.96		
85878	04/18/2018	OLIN CHLOR ALKALI PRODUCTS	Inv# 2483687	3/24 s.hypochlorite 4490 gal	\$2,774.82		
85878	04/18/2018	OLIN CHLOR ALKALI PRODUCTS	Inv# 2482780	3/23 s.hypochlorite 4990 gal	\$3,083.82		
85878	04/18/2018	OLIN CHLOR ALKALI PRODUCTS	Inv# 2482778	3/23 s.hypochlorite 4632 gal	\$2,862.58		
85878	04/18/2018	OLIN CHLOR ALKALI PRODUCTS	Inv# 2482776	3/23 s.hypochlorite 4576 gal	\$2,827.97		
85878	04/18/2018	OLIN CHLOR ALKALI PRODUCTS	Inv# 2482775	3/23 s.hypochlorite 4960 gal	\$3,065.28		
85878	04/18/2018	OLIN CHLOR ALKALI PRODUCTS	Inv# 2482774	3/23 s.hypochlorite 4900 gal	\$3,028.20		
85878	04/18/2018	OLIN CHLOR ALKALI PRODUCTS	Inv# 2482773	3/23 s.hypochlorite 4964 gal	\$3,067.75		
85878	04/18/2018	OLIN CHLOR ALKALI PRODUCTS	Inv# 2482772	3/23 s.hypochlorite 4860 gal	\$3,003.48		
85878	04/18/2018	OLIN CHLOR ALKALI PRODUCTS	Inv# 2482232	3/22 s.hypochlorite 4972 gal	\$3,072.70		
85878	04/18/2018	OLIN CHLOR ALKALI PRODUCTS	Inv# 2482230	3/22 s.hypochlorite 4942 gal	\$3,054.16		
85878	04/18/2018	OLIN CHLOR ALKALI PRODUCTS	Inv# 2480988	3/20 s.hypochlorite 4912 gal	\$3,035.62		
85878	04/18/2018	OLIN CHLOR ALKALI PRODUCTS	Inv# 2480987	3/20 s.hypochlorite 4954 gal	\$3,061.57		

# Orange County Water District

## Cash Disbursements

Begin Date: 03/29/2018

End Date: 05/30/2018

Page 41

### Accounts Payable Cash Disbursements Presented for Board Ratification and/or Approval

Check No.	Date	Vendor Name	Invoice #	Purpose	Invoice Amount	Check Amount	FYTD
85878	04/18/2018	OLIN CHLOR ALKALI PRODUCTS	Inv# 2480986	3/20 s.hypochlorite 4988 gal	\$3,082.58		
85878	04/18/2018	OLIN CHLOR ALKALI PRODUCTS	Inv# 2480985	3/20 s.hypochlorite 4968 ga;	\$3,070.22		
85878	04/18/2018	OLIN CHLOR ALKALI PRODUCTS	Inv# 2482777	3/23 s.hypochlorite 4586 gal	\$2,834.15		
85878	04/18/2018	OLIN CHLOR ALKALI PRODUCTS	Inv# 2482231	3/22 s.hypochlorite 4850 gal	\$2,997.30		
85878	04/18/2018	OLIN CHLOR ALKALI PRODUCTS	Inv# 2482779	3/23 s.hypochlorite 4994 gal	\$3,086.29		
<b>Total for Check: 85878</b>						<b>\$54,035.45</b>	<b>\$961,300.27</b>
85879	04/18/2018	ONESOURCE DISTRIBUTORS INC.	Inv# S5804325.001		\$9.24		
85879	04/18/2018	ONESOURCE DISTRIBUTORS INC.	Inv# S5804325.001		(\$0.76)		
85879	04/18/2018	ONESOURCE DISTRIBUTORS INC.	Inv# S5811155.001	INVENTORY RE-ORDER	\$509.58		
85879	04/18/2018	ONESOURCE DISTRIBUTORS INC.	Inv# S5811155.001	FREIGHT	\$9.24		
85879	04/18/2018	ONESOURCE DISTRIBUTORS INC.	Inv# S5811155.001	DISCOUNT	(\$4.69)		
85879	04/18/2018	ONESOURCE DISTRIBUTORS INC.	Inv# S5804325.001	BPO ELECTRICAL SUPPLIES	\$82.28		
<b>Total for Check: 85879</b>						<b>\$604.89</b>	<b>\$147,100.22</b>
85880	04/18/2018	ORANGE COUNTY HEALTH CARE AGENCY	Inv# W0001 4/3/18	BPO WATER SAMPLE ANALYSIS	\$1,981.25		
85880	04/18/2018	ORANGE COUNTY HEALTH CARE AGENCY	Inv# W0001 4/3/18	BPO WATER SAMPLE ANALYSIS	\$648.99		
<b>Total for Check: 85880</b>						<b>\$2,630.24</b>	<b>\$15,388.62</b>
85881	04/18/2018	PACIFIC HYDROTECH CORPORATION	Inv# 6 (MBI-2017-1)	Prog.Pmt#6 (MBI-2017-1)	(\$57,365.17)		
85881	04/18/2018	PACIFIC HYDROTECH CORPORATION	Inv# 6 (MBI-2017-1)	Prog.Pmt#6 (MBI-2017-1)	\$1,610,179.50		
85881	04/18/2018	PACIFIC HYDROTECH CORPORATION	Inv# 6 (MBI-2017-1)	Prog.Pmt#6 (MBI-2017-1)	\$10,250.90		
<b>Total for Check: 85881</b>						<b>\$1,563,065.23</b>	<b>\$6,189,482.04</b>
85882	04/18/2018	PACIFIC HYDROTECH CORPORATION	Inv# ESC1001737517 RET#6	Ret#6 (P.Hydrotech MBI2017-1)	\$539.52		
85882	04/18/2018	PACIFIC HYDROTECH CORPORATION	Inv# ESC1001737517 RET#6	Ret#6 (P.Hydrotech MBI2017-1)	(\$3,019.22)		
85882	04/18/2018	PACIFIC HYDROTECH CORPORATION	Inv# ESC1001737517 RET#6	Ret#6 (P.Hydrotech MBI2017-1)	\$84,746.29		
<b>Total for Check: 85882</b>						<b>\$82,266.59</b>	<b>\$265,496.85</b>
85883	04/18/2018	PACIFIC OFFICE AUTOMATION	Inv# 275515	KONICA SERVICE AGREEMENT	\$369.22		
<b>Total for Check: 85883</b>						<b>\$369.22</b>	<b>\$2,957.33</b>
85884	04/18/2018	QUINN COMPANY	Inv# PC830357767	BPO EQUIPMENT PARTS & SUPPLIES	\$249.20		

# Orange County Water District

## Cash Disbursements

Begin Date: 03/29/2018

End Date: 05/30/2018

Page 42

### Accounts Payable Cash Disbursements Presented for Board Ratification and/or Approval

Check No.	Date	Vendor Name	Invoice #	Purpose	Invoice Amount	Check Amount	FYTD
<b>Total for Check:</b>		85884				\$249.20	\$88,606.22
85885	04/18/2018	R.F. MACDONALD CO.	Inv# 1201283		\$6.48		
85885	04/18/2018	R.F. MACDONALD CO.	Inv# 1201283	MBI pump packing replacement	\$333.73		
85885	04/18/2018	R.F. MACDONALD CO.	Inv# 1201283	MBI pump packing replacement	\$293.60		
85885	04/18/2018	R.F. MACDONALD CO.	Inv# 1201283	MBI pump packing replacement	\$21.75		
85885	04/18/2018	R.F. MACDONALD CO.	Inv# 1201283		(\$6.56)		
<b>Total for Check:</b>		85885				\$649.00	\$9,662.95
85886	04/18/2018	Raley, Robert	Inv# 3/2-4/1/18 STIPEND	3/2-4/1/18 phone stipend	\$40.00		
<b>Total for Check:</b>		85886				\$40.00	\$440.00
85887	04/18/2018	SCHORR METALS INC.	Inv# 1703848		(\$0.55)		
85887	04/18/2018	SCHORR METALS INC.	Inv# 1703848	BPO METAL & METAL FAB	\$54.23		
<b>Total for Check:</b>		85887				\$53.68	\$4,802.19
85888	04/18/2018	SIDEPATH INC.	Inv# 8183	Renewal Services Agreement	\$1,281.00		
<b>Total for Check:</b>		85888				\$1,281.00	\$91,042.62
85889	04/18/2018	SITEONE LANDSCAPE SUPPLY	Inv# 85015276	BPO LANDSCAPE SUPPLIES	\$13.90		
<b>Total for Check:</b>		85889				\$13.90	\$1,069.00
85890	04/18/2018	SOLTIS AND COMPANY, INC.	Inv# 114860	LANDSCAPE MAINT AT FIELD HQ	\$4,503.60		
<b>Total for Check:</b>		85890				\$4,503.60	\$48,683.40
85891	04/18/2018	SOUTHERN CALIFORNIA EDISON CO.	Inv# 3-023-2096-60APRIL18	3/14-4/13/18KWH346	\$74.65		
85891	04/18/2018	SOUTHERN CALIFORNIA EDISON CO.	Inv# 3-044-7967-96APRIL18	3/14-4/13/18KWH 288	\$223.55		
85891	04/18/2018	SOUTHERN CALIFORNIA EDISON CO.	Inv# 3-033-3084-84APR18	3/6/18-4/5/18 kWh 168	\$49.72		
85891	04/18/2018	SOUTHERN CALIFORNIA EDISON CO.	Inv# 3-024-1041-07MAR18	2/2/18-3/5/18 kWh 12,249,790	\$574,051.53		
85891	04/18/2018	SOUTHERN CALIFORNIA EDISON CO.	Inv# 3-024-1041-07APR18	3/5/18-4/5/18 kWh 14,073,570	\$562,774.79		
85891	04/18/2018	SOUTHERN CALIFORNIA EDISON CO.	Inv# 3-021-9405-46APRIL18	3/13-4/12/18KWH1,730	\$387.35		
85891	04/18/2018	SOUTHERN CALIFORNIA EDISON CO.	Inv# 3-017-9140-39APRIL18	3/12-4/11/18KWH 29	\$28.28		
85891	04/18/2018	SOUTHERN CALIFORNIA EDISON CO.	Inv# 3-017-9139-64APRIL18	3/9-4/10/18KWH30	\$30.01		

# Orange County Water District

## Cash Disbursements

Begin Date: 03/29/2018

End Date: 05/30/2018

Page 43

### Accounts Payable Cash Disbursements Presented for Board Ratification and/or Approval

Check No.	Date	Vendor Name	Invoice #	Purpose	Invoice Amount	Check Amount	FYTD
85891	04/18/2018	SOUTHERN CALIFORNIA EDISON CO.	Inv# 3-024-1041-07CR	ADJUSTMENT TO MARCH PAYMENT	(\$568,262.37)		
<b>Total for Check:</b>		85891				\$569,357.51	\$7,289,842.54
85892	04/18/2018	SPRINT	Inv# 459104313-196	MAR 2- APR 1	\$89.22		
<b>Total for Check:</b>		85892				\$89.22	\$936.08
85894	04/18/2018	STAPLES	Inv# 3372428070	OFFICE SUPPLIES	\$29.90		
85894	04/18/2018	STAPLES	Inv# 3373200442	INVENTORY RE-ORDER	\$124.32		
85894	04/18/2018	STAPLES	Inv# 3373039298	REF PO 503293	(\$62.53)		
85894	04/18/2018	STAPLES	Inv# 3372902860	CONFERENCE ROOM CABINET	\$526.35		
85894	04/18/2018	STAPLES	Inv# 3372584299	REF PO 503293	\$62.53		
85894	04/18/2018	STAPLES	Inv# 3372584298	REF PO 503293	(\$62.53)		
85894	04/18/2018	STAPLES	Inv# 3372584297	INVENTORY RE-ORDER	\$610.22		
85894	04/18/2018	STAPLES	Inv# 3372584296	INVENTORY RE-ORDER	\$61.30		
85894	04/18/2018	STAPLES	Inv# 3372497046	INVENTORY RE-ORDER	\$43.39		
85894	04/18/2018	STAPLES	Inv# 3372497046	INVENTORY RE-ORDER	\$57.42		
85894	04/18/2018	STAPLES	Inv# 3372497046	INVENTORY RE-ORDER	\$143.04		
85894	04/18/2018	STAPLES	Inv# 3372497046	INVENTORY RE-ORDER	\$187.04		
85894	04/18/2018	STAPLES	Inv# 3372428070	OFFICE SUPPLIES	\$20.57		
85894	04/18/2018	STAPLES	Inv# 3372428070	OFFICE SUPPLIES	\$13.69		
<b>Total for Check:</b>		85894				\$1,754.71	\$50,112.73
85895	04/18/2018	STATE OF CALIFORNIA	Inv# MONTH OF MAY 2018	CALTRASN LEASE BURRIS	\$736.00		
<b>Total for Check:</b>		85895				\$736.00	\$3,680.00
85896	04/18/2018	STATE WATER RESOURCES CONTROL BOARD	Inv# SW-0149053	4/1-3/31/19FAC.ID8 301022673	\$1,400.00		
<b>Total for Check:</b>		85896				\$1,400.00	\$31,910.43
85897	04/18/2018	STATE WATER RESOURCES CONTROL BOARD	Inv# CONT#003814-550-0	A/R #03814-18-12	\$181,713.26		
<b>Total for Check:</b>		85897				\$181,713.26	\$18,026,605.45
85898	04/18/2018	STEVENS, JAMES	Inv# MAY MED PMT REIMB	May2018RefundMedPmt	\$198.83		
<b>Total for Check:</b>		85898				\$198.83	\$198.83
85899	04/18/2018	TAB ANSWER NETWORK CALL CENTER	Inv# 1505404122018	ANSWERING SERV.	\$48.99		
<b>Total for Check:</b>		85899				\$48.99	\$617.85
85900	04/18/2018	TANKNOLOGY, INC.	Inv# 1263920	MONTHLY UNDERGROUND SERVICE	\$213.50		

# Orange County Water District

## Cash Disbursements

Begin Date: 03/29/2018

End Date: 05/30/2018

Page 44

### Accounts Payable Cash Disbursements Presented for Board Ratification and/or Approval

Check No.	Date	Vendor Name	Invoice #	Purpose	Invoice Amount	Check Amount	FYTD
		<b>Total for Check:</b>	85900			\$213.50	\$6,672.50
85901	04/18/2018	TESTAMERICA	Inv# 44277341	BPO FOR WATER QUALITY ANALYSES	\$289.50		
85901	04/18/2018	TESTAMERICA	Inv# 44277359	BPO FOR WATER QUALITY ANALYSES	\$251.50		
85901	04/18/2018	TESTAMERICA	Inv# 44277549	BPO FOR WATER QUALITY ANALYSES	\$503.00		
85901	04/18/2018	TESTAMERICA	Inv# 44277581	BPO FOR WATER QUALITY ANALYSES	\$193.00		
		<b>Total for Check:</b>	85901			\$1,237.00	\$47,872.00
85902	04/18/2018	TETRA TECH, INC.	Inv# 51292092	Thru 2/23 Mid Basin Cent.Park	\$1,155.75		
		<b>Total for Check:</b>	85902			\$1,155.75	\$237,161.25
85903	04/18/2018	TOP HAT PRODUCTIONS	Inv# 93888	BPO CATERING SERVICE	\$196.57		
85903	04/18/2018	TOP HAT PRODUCTIONS	Inv# 93888		\$15.00		
		<b>Total for Check:</b>	85903			\$211.57	\$4,812.19
85904	04/18/2018	U.S. BANK CORPORATE PAYMENT SYSTEM	Inv# MARCH 2018 CC	3/22/18 STMT MARCH 2018	\$24,786.83		
		<b>Total for Check:</b>	85904			\$24,786.83	\$429,360.40
85905	04/18/2018	U.S. HEALTHWORKS	Inv# 3293480-CA	BPO MEDICAL SERVICES	\$148.00		
		<b>Total for Check:</b>	85905			\$148.00	\$4,165.00
85906	04/18/2018	ULTRA SCIENTIFIC INC.	Inv# 408867	LABORATORY SUPPLIES	\$350.00		
		<b>Total for Check:</b>	85906			\$350.00	\$10,195.71
85907	04/18/2018	UNITED PARCEL SERVICE INC	Inv# 0000X81601148		\$191.86		
		<b>Total for Check:</b>	85907			\$191.86	\$2,598.55
85909	04/18/2018	UNIVAR USA	Inv# LA629828	Discount	(\$67.29)		
85909	04/18/2018	UNIVAR USA	Inv# LA629155	4/10 sulfuric acid 25.62 tons	\$3,433.08		
85909	04/18/2018	UNIVAR USA	Inv# LA629830	Discount	(\$69.65)		
85909	04/18/2018	UNIVAR USA	Inv# LA629830	4/12 sulfuric acid 25.99 tons	\$3,482.66		
85909	04/18/2018	UNIVAR USA	Inv# LA629829	Discount	(\$67.24)		
85909	04/18/2018	UNIVAR USA	Inv# LA629829	4/12 sulfuric acid 25.09 tons	\$3,362.06		
85909	04/18/2018	UNIVAR USA	Inv# LA629828	4/12 sulfuric acid 25.11 tons	\$3,364.74		
85909	04/18/2018	UNIVAR USA	Inv# LA629157	Discount	(\$68.50)		
85909	04/18/2018	UNIVAR USA	Inv# LA629157	4/10 sulfuric acid 25.56 tons	\$3,425.04		
85909	04/18/2018	UNIVAR USA	Inv# LA629156	Discount	(\$67.21)		
85909	04/18/2018	UNIVAR USA	Inv# LA629155	Discount	(\$68.66)		
85909	04/18/2018	UNIVAR USA	Inv# LA629156	4/10 sulfuric acid 25.08 tons	\$3,360.72		
		<b>Total for Check:</b>	85909			\$20,019.75	\$295,475.45



# Orange County Water District

## Cash Disbursements

Begin Date: 03/29/2018

End Date: 05/30/2018

Page 45

### Accounts Payable Cash Disbursements Presented for Board Ratification and/or Approval

Check No.	Date	Vendor Name	Invoice #	Purpose	Invoice Amount	Check Amount	FYTD
85910	04/18/2018	UTILIQUEST LLC	Inv# 260158-Q 9908	3/11-17 screen/mark pipes	\$91.31		
85910	04/18/2018	UTILIQUEST LLC	Inv# 260158-Q 9911	3/11-17 screen/mark pipes	\$1,277.08		
85910	04/18/2018	UTILIQUEST LLC	Inv# 260158-Q 9922	3/11-17 screen/mark pipes	\$744.96		
85910	04/18/2018	UTILIQUEST LLC	Inv# 260158-Q 9932	3/11-17 screen/mark pipes	\$15.11		
		<b>Total for Check:</b>	85910			\$2,128.46	\$82,782.56
85912	04/18/2018	VWR INTERNATIONAL, INC.	Inv# 8081908971	INVENTORY RE-ORDER	\$167.74		
85912	04/18/2018	VWR INTERNATIONAL, INC.	Inv# 8081908970		(\$1.18)		
85912	04/18/2018	VWR INTERNATIONAL, INC.	Inv# 8081908971	INVENTORY RE-ORDER	\$1,022.25		
85912	04/18/2018	VWR INTERNATIONAL, INC.	Inv# 8081908971	INVENTORY RE-ORDER	\$645.98		
85912	04/18/2018	VWR INTERNATIONAL, INC.	Inv# 8081908971		\$185.30		
85912	04/18/2018	VWR INTERNATIONAL, INC.	Inv# 8081908971		(\$21.55)		
85912	04/18/2018	VWR INTERNATIONAL, INC.	Inv# 8081970424	INVENTORY RE-ORDER	\$2,127.15		
85912	04/18/2018	VWR INTERNATIONAL, INC.	Inv# 8081970424		\$171.30		
85912	04/18/2018	VWR INTERNATIONAL, INC.	Inv# 8081908970	LABORATORY SUPPLIES	\$117.84		
85912	04/18/2018	VWR INTERNATIONAL, INC.	Inv# 8081970424		(\$22.99)		
85912	04/18/2018	VWR INTERNATIONAL, INC.	Inv# 8081908971	INVENTORY RE-ORDER	\$133.59		
		<b>Total for Check:</b>	85912			\$4,525.43	\$132,890.03
85913	04/18/2018	WATERS CORPORATION	Inv# 270910749	LABORATORY SUPPLIES	\$4,125.63		
85913	04/18/2018	WATERS CORPORATION	Inv# 270910748	LABORATORY SUPPLIES	\$3,667.22		
85913	04/18/2018	WATERS CORPORATION	Inv# 270910748		\$35.45		
85913	04/18/2018	WATERS CORPORATION	Inv# 270910749		\$15.19		
85913	04/18/2018	WATERS CORPORATION	Inv# 270910750	LABORATORY SUPPLIES	\$3,667.22		
85913	04/18/2018	WATERS CORPORATION	Inv# 270910750		\$15.19		
		<b>Total for Check:</b>	85913			\$11,525.90	\$57,206.92
85914	04/18/2018	WESTBAY INSTRUMENTS	Inv# WB-01611	Yearly Maint Contract	\$15,044.19		
		<b>Total for Check:</b>	85914			\$15,044.19	\$20,272.48
85915	04/18/2018	WESTERN EXTERMINATOR COMPANY	Inv# 5984250	PEST & RODENT CONTROL	\$375.00		
		<b>Total for Check:</b>	85915			\$375.00	\$4,112.00
85916	04/25/2018	XEROX CORPORATION	Inv# 091248863 -A	PAY BACK FOR CK THEY SENT	\$27.67		
85916	04/25/2018	XEROX CORPORATION	Inv# 092805320	XEROX EQUIPMENT LEASE	\$897.44		
85916	04/25/2018	XEROX CORPORATION	Inv# 092805321	XEROX PLOTTER MAINTENANCE	\$20.00		
85916	04/25/2018	XEROX CORPORATION	Inv# 092805322	XEROX COPIER MAINTENANCE	\$10.02		

# Orange County Water District

## Cash Disbursements

Begin Date: 03/29/2018

End Date: 05/30/2018

Page 46

### Accounts Payable Cash Disbursements Presented for Board Ratification and/or Approval

Check No.	Date	Vendor Name	Invoice #	Purpose	Invoice Amount	Check Amount	FYTD
85916	04/25/2018	XEROX CORPORATION	Inv# 092805323	SCANNER MAINTENANCE	\$116.00		
85916	04/25/2018	XEROX CORPORATION	Inv# 092805324	XEROX COPIER MAINTENANCE	\$26.88		
85916	04/25/2018	XEROX CORPORATION	Inv# 092805325	SCANNER MAINTENANCE	\$300.51		
85916	04/25/2018	XEROX CORPORATION	Inv# 092805326	XEROX EQUIPMENT LEASE	\$179.77		
<b>Total for Check: 85916</b>						<b>\$1,578.29</b>	<b>\$16,742.51</b>
85917	04/25/2018	ACWA/JPIA	Inv# 054600 MAY2018	HealthInsurance May2018	\$424,895.04		
<b>Total for Check: 85917</b>						<b>\$424,895.04</b>	<b>\$5,360,323.92</b>
85918	04/25/2018	AGILENT TECHNOLOGIES, INC.	Inv# 114633032	LABORATORY SUPPLIES	\$156.40		
85918	04/25/2018	AGILENT TECHNOLOGIES, INC.	Inv# 114633032		\$8.70		
<b>Total for Check: 85918</b>						<b>\$165.10</b>	<b>\$399,852.74</b>
85919	04/25/2018	ALLIANT INSURANCE SERVICES INC	Inv# 789369	INSURANCE FOR WINTER FEST	\$12.66		
85919	04/25/2018	ALLIANT INSURANCE SERVICES INC	Inv# 789369	INSURANCE FOR WINTER FEST	\$11.79		
85919	04/25/2018	ALLIANT INSURANCE SERVICES INC	Inv# 789369	INSURANCE FOR WINTER FEST	\$3.92		
85919	04/25/2018	ALLIANT INSURANCE SERVICES INC	Inv# 789369	INSURANCE FOR WINTER FEST	\$0.79		
85919	04/25/2018	ALLIANT INSURANCE SERVICES INC	Inv# 789369	INSURANCE FOR WINTER FEST	\$392.84		
<b>Total for Check: 85919</b>						<b>\$422.00</b>	<b>\$25,422.00</b>
85920	04/25/2018	ALPINE POWER SYSTEMS, INC.	Inv# 0733070-IN		\$10.42		
85920	04/25/2018	ALPINE POWER SYSTEMS, INC.	Inv# 0733070-IN	Alber .25 Inch Tab Washer	\$141.38		
<b>Total for Check: 85920</b>						<b>\$151.80</b>	<b>\$23,125.75</b>
85922	04/25/2018	ANAHEIM, CITY OF	Inv# 0110199000APRIL18	3/15-4/15/18KWH1500	\$2,849.96		
85922	04/25/2018	ANAHEIM, CITY OF	Inv# 0110198000APRIL18	3/15-4/13/18KWH820	\$214.32		
85922	04/25/2018	ANAHEIM, CITY OF	Inv# 0110196000APRIL18	3/15-4/13/18KWH0	\$27.62		
85922	04/25/2018	ANAHEIM, CITY OF	Inv# 0129051000APRIL18	3/15-4/13/18KWH0	\$15.08		
85922	04/25/2018	ANAHEIM, CITY OF	Inv# 0110562000APRIL18	3/15-4/13/18 KWH 1.92500	\$2,109.90		
85922	04/25/2018	ANAHEIM, CITY OF	Inv# 0110452300APRIL18	3/15-4/13/18 HCF 20	\$228.98		
85922	04/25/2018	ANAHEIM, CITY OF	Inv# 01470952000	3/15-4/13/18 kwh520	\$113.37		
85922	04/25/2018	ANAHEIM, CITY OF	Inv# 0145086300APRIL18	3/15-4/13/18 HCF 0	\$17.52		
85922	04/25/2018	ANAHEIM, CITY OF	Inv# 0145085300APRIL18	03/15-4/13/2018 HCF 16	\$61.68		
85922	04/25/2018	ANAHEIM, CITY OF	Inv# 0137310300APRIL18	3/15-4/16/18 HCF	\$27.61		

# Orange County Water District

## Cash Disbursements

Begin Date: 03/29/2018

End Date: 05/30/2018

Page 47

### Accounts Payable Cash Disbursements Presented for Board Ratification and/or Approval

Check No.	Date	Vendor Name	Invoice #	Purpose	Invoice Amount	Check Amount	FYTD
85922	04/25/2018	ANAHEIM, CITY OF	Inv# 0118602000	APRIL18 -4/13/18 KWH 6	\$16.21		
85922	04/25/2018	ANAHEIM, CITY OF	Inv# 0111128000	APRIL18 3/15-4/16/18	\$262.09		
<b>Total for Check:</b>		85922				\$5,944.34	\$214,297.57
85923	04/25/2018	ARAMARK UNIFORM SERVICES	Inv# 533251194	UNIFORM SERVICES	\$248.65		
85923	04/25/2018	ARAMARK UNIFORM SERVICES	Inv# 533251194	UNIFORM SERVICES	\$46.76		
85923	04/25/2018	ARAMARK UNIFORM SERVICES	Inv# 1450005020	UNIFORM SERVICES	\$31.33		
85923	04/25/2018	ARAMARK UNIFORM SERVICES	Inv# 533268304	UNIFORM SERVICES	\$209.47		
<b>Total for Check:</b>		85923				\$536.21	\$45,173.17
85924	04/25/2018	AT & T	Inv# 714 632-9206	128 4APRIL18	\$290.09		
<b>Total for Check:</b>		85924				\$290.09	\$30,122.52
85925	04/25/2018	AT & T	Inv# 714 974-3616	025 5APRIL18	\$69.18		
<b>Total for Check:</b>		85925				\$69.18	\$30,122.52
85926	04/25/2018	AT & T	Inv# 714 632-1928-726	9APRIL18	\$104.09		
<b>Total for Check:</b>		85926				\$104.09	\$30,122.52
85927	04/25/2018	BEKS ACQUISITION, INC. dba	Inv# 17-23340.4 (GBM-2017-2)	F.Retention (GBM-2017-2)	\$34,405.65		
<b>Total for Check:</b>		85927				\$34,405.65	\$708,113.00
85928	04/25/2018	BRENNTAG PACIFIC INC.	Inv# BPI829361	Mill tax	\$15.38		
85928	04/25/2018	BRENNTAG PACIFIC INC.	Inv# BPI830216	RO CLEANING CHEMICALS	\$7,360.20		
85928	04/25/2018	BRENNTAG PACIFIC INC.	Inv# BPI830216	Discount	(\$147.21)		
85928	04/25/2018	BRENNTAG PACIFIC INC.	Inv# BPI830214	4/20 h.peroxide 43620 lbs	\$9,487.35		
85928	04/25/2018	BRENNTAG PACIFIC INC.	Inv# BPI830215	Discount	(\$777.78)		
85928	04/25/2018	BRENNTAG PACIFIC INC.	Inv# BPI830214	Discount	(\$284.62)		
85928	04/25/2018	BRENNTAG PACIFIC INC.	Inv# BPI829361	Discount	(\$16.09)		
85928	04/25/2018	BRENNTAG PACIFIC INC.	Inv# BPI829361	OCSD MF Pilot Chemical Bleach	\$789.13		
85928	04/25/2018	BRENNTAG PACIFIC INC.	Inv# BPI830215	RO PLANT CHEMICAL	\$38,889.00		
<b>Total for Check:</b>		85928				\$55,315.36	\$957,215.40
85929	04/25/2018	BUTIER ENGINEERING, INC.	Inv# 012 OCWD 1168	Mar18 Mid Basin Inject'n SAR12	\$71,906.50		
<b>Total for Check:</b>		85929				\$71,906.50	\$530,257.41
85930	04/25/2018	Bilodeau, Denis	Inv# MARCH 2018 TRAVEL	Mar18 OCWD Various Meetings	\$148.82		
<b>Total for Check:</b>		85930				\$148.82	\$5,586.11
85931	04/25/2018	CALCPA	Inv# 1235529	VISHAV R. SHARMA,CPA	\$410.00		
<b>Total for Check:</b>		85931				\$410.00	\$820.00
85932	04/25/2018	CASCADE DRILLING, L.P.	Inv# 11820156	DESTRUCT IDP WELLS	\$51,267.94		

# Orange County Water District

## Cash Disbursements

Begin Date: 03/29/2018

End Date: 05/30/2018

Page 48

### Accounts Payable Cash Disbursements Presented for Board Ratification and/or Approval

Check No.	Date	Vendor Name	Invoice #	Purpose	Invoice Amount	Check Amount	FYTD
		<b>Total for Check:</b>	85932			\$51,267.94	\$153,170.75
85933	04/25/2018	CERIDIAN HCM, INC.	Inv# IN130524	Dayforce-subscApr18,chk print	\$1,845.99		
85933	04/25/2018	CERIDIAN HCM, INC.	Inv# IN130524	Dayforce-subscApr18,chk print	\$2,411.09		
		<b>Total for Check:</b>	85933			\$4,257.08	\$53,257.20
85934	04/25/2018	CLEARTEC PACKAGING	Inv# 676361		\$213.35		
85934	04/25/2018	CLEARTEC PACKAGING	Inv# 676361	CWEF 2018 - PLASTIC TUBES	\$423.15		
		<b>Total for Check:</b>	85934			\$636.50	\$1,128.45
85935	04/25/2018	CORPORATE IMAGE MAINTENANCE	Inv# 36175	ADMIN CARPET CLEANING	\$1,945.00		
		<b>Total for Check:</b>	85935			\$1,945.00	\$125,283.00
85936	04/25/2018	CWEA	Inv# 0000528431	Pedro Barrera	\$180.00		
		<b>Total for Check:</b>	85936			\$180.00	\$4,103.00
85937	04/25/2018	DC FROST ASSOCIATES, INC.	Inv# 20458	INVENTORY RE-ORDER	\$203,118.03		
85937	04/25/2018	DC FROST ASSOCIATES, INC.	Inv# 20458		\$763.05		
		<b>Total for Check:</b>	85937			\$203,881.08	\$713,918.01
85938	04/25/2018	DOTY BROS. EQUIPMENT CO,	Inv# 59272	Valve Box Replacement	\$3,317.75		
		<b>Total for Check:</b>	85938			\$3,317.75	\$3,317.75
85939	04/25/2018	DTSC	Inv# VQ# 201728439	HAZARDOUS WASTE MANIFES DUES	\$795.00		
		<b>Total for Check:</b>	85939			\$795.00	\$795.00
85940	04/25/2018	Dewane, Shawn	Inv# MARCH 2018 TRAVEL	Mar18 OCWD Various Meetings	\$62.16		
		<b>Total for Check:</b>	85940			\$62.16	\$691.87
85941	04/25/2018	Dunkin, Alicia	Inv# 4/13/18 TRAVEL2	4/13 SACTO ACWA State Legislat	\$106.90		
		<b>Total for Check:</b>	85941			\$106.90	\$8,610.28
85942	04/25/2018	ECCO EQUIPMENT CORP.	Inv# 203165-0002	HAUL VEGETATION TO DUMP SITE	\$500.00		
85942	04/25/2018	ECCO EQUIPMENT CORP.	Inv# 203166-0002	HAUL VEGETATION TO DUMP SITE	\$500.00		
		<b>Total for Check:</b>	85942			\$1,000.00	\$27,860.00
85943	04/25/2018	ENS RESOURCES, INC.	Inv# 2224	Mar18 legis.support/D.C.	\$7,500.00		
		<b>Total for Check:</b>	85943			\$7,500.00	\$82,500.00
85944	04/25/2018	FIELDMAN, ROLAPP & ASSOCIATES	Inv# 23836	Mar18 fin.svc-WIFIA applicatio	\$4,268.00		
		<b>Total for Check:</b>	85944			\$4,268.00	\$12,301.07
85945	04/25/2018	FRONTIER COMMUNICATIONS	Inv# 209-150-2229APR1618		\$85.64		
		<b>Total for Check:</b>	85945			\$85.64	\$37,213.89

# Orange County Water District

## Cash Disbursements

Begin Date: 03/29/2018

End Date: 05/30/2018

Page 49

### Accounts Payable Cash Disbursements Presented for Board Ratification and/or Approval

Check No.	Date	Vendor Name	Invoice #	Purpose	Invoice Amount	Check Amount	FYTD
85946	04/25/2018	FRUIT GROWERS LABORATORY INC	Inv# 801944A	RADIOACTIVITY ANALYSES	\$304.00		
85946	04/25/2018	FRUIT GROWERS LABORATORY INC	Inv# 801530A	RADIOACTIVITY ANALYSES	\$622.00		
85946	04/25/2018	FRUIT GROWERS LABORATORY INC	Inv# 802137A	RADIOACTIVITY ANALYSES	\$28.00		
85946	04/25/2018	FRUIT GROWERS LABORATORY INC	Inv# 801942A	RADIOACTIVITY ANALYSES	\$360.00		
85946	04/25/2018	FRUIT GROWERS LABORATORY INC	Inv# 801345A	RADIOACTIVITY ANALYSES	\$622.00		
85946	04/25/2018	FRUIT GROWERS LABORATORY INC	Inv# 801531A	RADIOACTIVITY ANALYSES	\$622.00		
<b>Total for Check: 85946</b>						\$2,558.00	\$44,501.00
85947	04/25/2018	GANAHL LUMBER COMPANY	Inv# 010340875	OPEN NEW BPO	\$55.47		
85947	04/25/2018	GANAHL LUMBER COMPANY	Inv# 010340697	OPEN NEW BPO	\$194.88		
<b>Total for Check: 85947</b>						\$250.35	\$1,285.08
85950	04/25/2018	GRAINGER INC.	Inv# 9728725053	INVENTORY RE-ORDER	\$85.34		
85950	04/25/2018	GRAINGER INC.	Inv# 9725100755	INVENTORY RE-ORDER	\$117.99		
85950	04/25/2018	GRAINGER INC.	Inv# 9725100755	INVENTORY RE-ORDER	\$117.97		
85950	04/25/2018	GRAINGER INC.	Inv# 9725100755	INVENTORY RE-ORDER	\$48.94		
85950	04/25/2018	GRAINGER INC.	Inv# 9725100755	INVENTORY RE-ORDER	\$48.29		
85950	04/25/2018	GRAINGER INC.	Inv# 9725100755	INVENTORY RE-ORDER	\$48.29		
85950	04/25/2018	GRAINGER INC.	Inv# 9725100755	INVENTORY RE-ORDER	\$28.45		
85950	04/25/2018	GRAINGER INC.	Inv# 9725100755	INVENTORY RE-ORDER	\$141.70		
85950	04/25/2018	GRAINGER INC.	Inv# 9727861404	BPO INDUSTRIAL SUPPLIES	\$20.46		
85950	04/25/2018	GRAINGER INC.	Inv# 9704892570	MAINTENANCE	\$8.15		
85950	04/25/2018	GRAINGER INC.	Inv# 9727589021	BPO INDUSTRIAL SUPPLIES	\$87.76		
85950	04/25/2018	GRAINGER INC.	Inv# 9698659308	BPO INDUSTRIAL SUPPLIES	\$149.54		
85950	04/25/2018	GRAINGER INC.	Inv# 9719430424	BPO INDUSTRIAL SUPPLIES	\$87.79		
85950	04/25/2018	GRAINGER INC.	Inv# 9676415723	Two SS 1/4 inch T Parkr Needle	\$233.73		
85950	04/25/2018	GRAINGER INC.	Inv# 9725100755	INVENTORY RE-ORDER	\$183.52		
85950	04/25/2018	GRAINGER INC.	Inv# 9704892570	MAINTENANCE	\$20.49		
85950	04/25/2018	GRAINGER INC.	Inv# 9719411929	BPO INDUSTRIAL SUPPLIES	\$147.90		
85950	04/25/2018	GRAINGER INC.	Inv# 9723921749	INVENTORY RE-ORDER	\$78.43		

# Orange County Water District

## Cash Disbursements

Begin Date: 03/29/2018

End Date: 05/30/2018

Page 50

### Accounts Payable Cash Disbursements Presented for Board Ratification and/or Approval

Check No.	Date	Vendor Name	Invoice #	Purpose	Invoice Amount	Check Amount	FYTD
85950	04/25/2018	GRAINGER INC.	Inv# 9724996690	BPO INDUSTRIAL SUPPLIES	\$113.98		
85950	04/25/2018	GRAINGER INC.	Inv# 9724996690	BPO INDUSTRIAL SUPPLIES	\$113.97		
85950	04/25/2018	GRAINGER INC.	Inv# 9725100755	INVENTORY RE-ORDER	\$393.24		
<b>Total for Check:</b>		85950				\$2,275.93	\$116,792.97
85951	04/25/2018	Green, Catherine T.	Inv# 3/29-30/18 TRAVEL	3/29-30 SACTO ACWA Board Meeti	\$803.20		
85951	04/25/2018	Green, Catherine T.	Inv# 3/9/18 TRAVEL	3/9 SACTO ACWA Workshop	\$553.04		
85951	04/25/2018	Green, Catherine T.	Inv# MARCH 2018 TRAVEL	Mar18 OCWD Various Meetings	\$70.90		
<b>Total for Check:</b>		85951				\$1,427.14	\$6,286.07
85952	04/25/2018	HABITAT WEST	Inv# 89165	3/26-30 labor/weeding	\$7,260.50		
85952	04/25/2018	HABITAT WEST	Inv# 89166 (WO#4)	Mar18 wo#4-Burriss Basin-Boat H	\$9,825.13		
<b>Total for Check:</b>		85952				\$17,085.63	\$182,393.99
85953	04/25/2018	HACH COMPANY	Inv# 10895101	Freight	\$80.08		
85953	04/25/2018	HACH COMPANY	Inv# 10895101	INVENTORY RE-ORDER	\$2,413.60		
<b>Total for Check:</b>		85953				\$2,493.68	\$43,296.42
85954	04/25/2018	HOME DEPOT, INC.	Inv# 0020248	BPO INDUSTRIAL SUPPLIES	\$26.92		
<b>Total for Check:</b>		85954				\$26.92	\$19,885.00
85955	04/25/2018	Hutchinson, Adam	Inv# 3/13/18 TRAVEL	3/13 Riverside SARCCUP Meeting	\$10.90		
85955	04/25/2018	Hutchinson, Adam	Inv# 3/29/18 TRAVEL	3/29 Riverside SARCCUP Meeting	\$10.20		
85955	04/25/2018	Hutchinson, Adam	Inv# 4/10/18 TRAVEL	4/10 Riverside SARCCUP Meeting	\$6.70		
85955	04/25/2018	Hutchinson, Adam	Inv# 4/3/18 TRAVEL	4/3 Riverside SARCCUP Meeting	\$12.80		
<b>Total for Check:</b>		85955				\$40.60	\$1,283.26
85956	04/25/2018	IRVINE PIPE & SUPPLY	Inv# 878856	Discount	(\$0.91)		
85956	04/25/2018	IRVINE PIPE & SUPPLY	Inv# 879601	Discount	(\$3.61)		
85956	04/25/2018	IRVINE PIPE & SUPPLY	Inv# 879601	INVENTORY RE-ORDER	\$170.68		
85956	04/25/2018	IRVINE PIPE & SUPPLY	Inv# 878856	BPO PIPE & SUPPLIES	\$45.49		
85956	04/25/2018	IRVINE PIPE & SUPPLY	Inv# 879601	Shipping	\$9.81		
<b>Total for Check:</b>		85956				\$221.46	\$73,252.89
85957	04/25/2018	Johnson, Bonnie	Inv# 4/18/18 SUPPLIES	4/16/18 Prado supplies	\$93.85		
<b>Total for Check:</b>		85957				\$93.85	\$1,174.39
85958	04/25/2018	KDC SYSTEMS	Inv# 33838	Andover Controls Support/Maint	\$2,898.00		
85958	04/25/2018	KDC SYSTEMS	Inv# 33838		(\$14.49)		
<b>Total for Check:</b>		85958				\$2,883.51	\$15,131.96

# Orange County Water District

## Cash Disbursements

Begin Date: 03/29/2018

End Date: 05/30/2018

Page 51

### Accounts Payable Cash Disbursements Presented for Board Ratification and/or Approval

Check No.	Date	Vendor Name	Invoice #	Purpose	Invoice Amount	Check Amount	FYTD
85959	04/25/2018	KONICA MINOLTA BUSINESS SOLUTIONS USA IN	Inv# 250815789	COLOR COPIER/SCANNER/FAX	\$7,040.48		
		<b>Total for Check:</b>	85959			\$7,040.48	\$7,051.19
85960	04/25/2018	Kennedy, John C.	Inv# 4/3-4/18 TRAVEL	4/3-4 San Diego P3 Conference	\$147.95		
		<b>Total for Check:</b>	85960			\$147.95	\$376.00
85961	04/25/2018	LHOIST NORTH AMERICA	Inv# 1180208775A*	3/20 lime (see cm #1180209289)	\$109.50		
85961	04/25/2018	LHOIST NORTH AMERICA	Inv# 1180208775B	3/22 lime 25.47 tons	\$5,577.93		
85961	04/25/2018	LHOIST NORTH AMERICA	Inv# 1180208775C	3/25 lime 24.02 tons	\$5,260.38		
85961	04/25/2018	LHOIST NORTH AMERICA	Inv# 1180209135	3/27 lime 25.81 tons	\$5,652.39		
85961	04/25/2018	LHOIST NORTH AMERICA	Inv# 1180209289	credit for #1180208775A	(\$109.50)		
85961	04/25/2018	LHOIST NORTH AMERICA	Inv# 1180209357	3/29 lime 25.61 tons	\$5,608.59		
85961	04/25/2018	LHOIST NORTH AMERICA	Inv# 1180208775A	3/20 lime 23.57 tons	\$5,161.83		
		<b>Total for Check:</b>	85961			\$27,261.12	\$758,679.53
85962	04/25/2018	LUCCI'S DELI BAKERY	Inv# 12331 GWRS CTE	BPO CATERING SERVICE	\$116.35		
85962	04/25/2018	LUCCI'S DELI BAKERY	Inv# 12320 WIC	BPO CATERING SERVICE	\$74.75		
85962	04/25/2018	LUCCI'S DELI BAKERY	Inv# 12320 WIC	DELIVERY	\$20.00		
85962	04/25/2018	LUCCI'S DELI BAKERY	Inv# 12327 COM/LEG	BPO CATERING SERVICE	\$74.75		
85962	04/25/2018	LUCCI'S DELI BAKERY	Inv# 12327 COM/LEG	Delivery	\$20.00		
85962	04/25/2018	LUCCI'S DELI BAKERY	Inv# 12329 WACO	BPO CATERING SERVICE	\$345.00		
85962	04/25/2018	LUCCI'S DELI BAKERY	Inv# 12329 WACO		\$20.00		
85962	04/25/2018	LUCCI'S DELI BAKERY	Inv# 12331 GWRS CTE		\$20.00		
		<b>Total for Check:</b>	85962			\$690.85	\$7,935.41
85963	04/25/2018	MATHESON TRI-GAS INC	Inv# 17320811	Mar18 cylinder rental-Lab	\$33.00		
		<b>Total for Check:</b>	85963			\$33.00	\$8,437.55
85964	04/25/2018	MCCONNELL, JAMES F.	Inv# APRIL 2, 2018	Mar18 legis.support/D.C.	\$7,500.00		
		<b>Total for Check:</b>	85964			\$7,500.00	\$82,577.00
85966	04/25/2018	MCMASTER-CARR SUPPLY COMPANY	Inv# 61313523	fiberglass strut, parts	\$64.00		
85966	04/25/2018	MCMASTER-CARR SUPPLY COMPANY	Inv# 61035731	BPO INDUSTRIAL SUPPLIES	\$111.65		
85966	04/25/2018	MCMASTER-CARR SUPPLY COMPANY	Inv# 61035731	BPO INDUSTRIAL SUPPLIES	\$56.88		
85966	04/25/2018	MCMASTER-CARR SUPPLY COMPANY	Inv# 61035731	Shipping	\$11.69		

# Orange County Water District

## Cash Disbursements

**Begin Date:** 03/29/2018

**End Date:** 05/30/2018

Page 52

### Accounts Payable Cash Disbursements Presented for Board Ratification and/or Approval

Check No.	Date	Vendor Name	Invoice #	Purpose	Invoice Amount	Check Amount	FYTD
85966	04/25/2018	MCMaster-CARR SUPPLY COMPANY	Inv# 61035731	Discount	(\$3.37)		
85966	04/25/2018	MCMaster-CARR SUPPLY COMPANY	Inv# 61239440	BPO INDUSTRIAL SUPPLIES	\$45.37		
85966	04/25/2018	MCMaster-CARR SUPPLY COMPANY	Inv# 61239440	Shipping	\$5.36		
85966	04/25/2018	MCMaster-CARR SUPPLY COMPANY	Inv# 61239440	Discount	(\$0.91)		
85966	04/25/2018	MCMaster-CARR SUPPLY COMPANY	Inv# 61313523	fiberglass strut, parts	\$151.84		
85966	04/25/2018	MCMaster-CARR SUPPLY COMPANY	Inv# 61313523	Shipping	\$38.17		
85966	04/25/2018	MCMaster-CARR SUPPLY COMPANY	Inv# 61313523	fiberglass strut, parts	\$38.72		
85966	04/25/2018	MCMaster-CARR SUPPLY COMPANY	Inv# 61313523	fiberglass strut, parts	\$33.20		
85966	04/25/2018	MCMaster-CARR SUPPLY COMPANY	Inv# 61313523	fiberglass strut, parts	\$33.14		
85966	04/25/2018	MCMaster-CARR SUPPLY COMPANY	Inv# 61313523	fiberglass strut, parts	\$20.22		
85966	04/25/2018	MCMaster-CARR SUPPLY COMPANY	Inv# 61313523	fiberglass strut, parts	\$8.81		
85966	04/25/2018	MCMaster-CARR SUPPLY COMPANY	Inv# 61313523	Discount	(\$17.06)		
85966	04/25/2018	MCMaster-CARR SUPPLY COMPANY	Inv# 61313523	fiberglass strut, parts	\$469.80		
85966	04/25/2018	MCMaster-CARR SUPPLY COMPANY	Inv# 61313523	fiberglass strut, parts	\$33.15		
<b>Total for Check: 85966</b>						<b>\$1,100.66</b>	<b>\$47,508.21</b>
85967	04/25/2018	MENDOCINO FARMS	Inv# CM-4563	Delivery	\$25.00		
85967	04/25/2018	MENDOCINO FARMS	Inv# CM-4563	BPO CATERING SERVICE	\$156.24		
<b>Total for Check: 85967</b>						<b>\$181.24</b>	<b>\$1,694.28</b>
85968	04/25/2018	MILLER & AXLINE	Inv# 11274 (MTBE)	Mar18 MTBE/legal	\$8,219.53		
<b>Total for Check: 85968</b>						<b>\$8,219.53</b>	<b>\$207,867.90</b>
85970	04/25/2018	NAPA/ORANGE COUNTY AUTO PARTS	Inv# 396570	Discount	(\$0.26)		



# Orange County Water District

## Cash Disbursements

Begin Date: 03/29/2018

End Date: 05/30/2018

Page 53

### Accounts Payable Cash Disbursements Presented for Board Ratification and/or Approval

Check No.	Date	Vendor Name	Invoice #	Purpose	Invoice Amount	Check Amount	FYTD
85970	04/25/2018	NAPA/ORANGE COUNTY AUTO PARTS	Inv# 395638	BPO AUTO PARTS & SUPPLIES	\$21.51		
85970	04/25/2018	NAPA/ORANGE COUNTY AUTO PARTS	Inv# 395847	CREDITINV#394890	(\$21.52)		
85970	04/25/2018	NAPA/ORANGE COUNTY AUTO PARTS	Inv# 396187	BPO AUTO PARTS & SUPPLIES	\$25.00		
85970	04/25/2018	NAPA/ORANGE COUNTY AUTO PARTS	Inv# 396570	BPO AUTO PARTS & SUPPLIES	\$13.20		
85970	04/25/2018	NAPA/ORANGE COUNTY AUTO PARTS	Inv# 394495	CREDITINV#394290,394223	(\$51.46)		
85970	04/25/2018	NAPA/ORANGE COUNTY AUTO PARTS	Inv# 396592	BPO AUTO PARTS & SUPPLIES	\$6.63		
85970	04/25/2018	NAPA/ORANGE COUNTY AUTO PARTS	Inv# 396592	Discount	(\$0.13)		
85970	04/25/2018	NAPA/ORANGE COUNTY AUTO PARTS	Inv# 396614	BPO AUTO PARTS & SUPPLIES	\$12.70		
85970	04/25/2018	NAPA/ORANGE COUNTY AUTO PARTS	Inv# 396614	Discount	(\$0.25)		
85970	04/25/2018	NAPA/ORANGE COUNTY AUTO PARTS	Inv# 396972	BPO AUTO PARTS & SUPPLIES	\$21.49		
85970	04/25/2018	NAPA/ORANGE COUNTY AUTO PARTS	Inv# 396972	Discount	(\$0.43)		
85970	04/25/2018	NAPA/ORANGE COUNTY AUTO PARTS	Inv# 396187	Discount	(\$0.50)		
85970	04/25/2018	NAPA/ORANGE COUNTY AUTO PARTS	Inv# 395638	Discount	(\$0.43)		
<b>Total for Check: 85970</b>						<b>\$25.55</b>	<b>\$10,992.62</b>
85971	04/25/2018	NEW LINE FIRE	Inv# 03282018-01	EST 6 APM Booster Power Supply	\$1,250.63		
<b>Total for Check: 85971</b>						<b>\$1,250.63</b>	<b>\$1,590.63</b>
85972	04/25/2018	Nguyen, Dina	Inv# MARCH 2018 TRAVEL	Mar18 OCWD Various Meetings	\$38.15		
<b>Total for Check: 85972</b>						<b>\$38.15</b>	<b>\$346.50</b>
85973	04/25/2018	OFFICE SOLUTIONS BUSINESS PRODUCTS	Inv# I-01344676	INVENTORY RE-ORDER	\$1,219.96		
<b>Total for Check: 85973</b>						<b>\$1,219.96</b>	<b>\$12,182.41</b>
85975	04/25/2018	OLIN CHLOR ALKALI PRODUCTS	Inv# 2487359	3/30 s.hypochlorite 4864 gal	\$1,078.78		
85975	04/25/2018	OLIN CHLOR ALKALI PRODUCTS	Inv# 2485656	3/29 s.hypochlorite 4990 gal	\$3,083.82		
85975	04/25/2018	OLIN CHLOR ALKALI PRODUCTS	Inv# 2485657	3/29 s.hypochlorite 4976 gal	\$3,075.17		

# Orange County Water District

## Cash Disbursements

Begin Date: 03/29/2018

End Date: 05/30/2018

Page 54

### Accounts Payable Cash Disbursements Presented for Board Ratification and/or Approval

Check No.	Date	Vendor Name	Invoice #	Purpose	Invoice Amount	Check Amount	FYTD
85975	04/25/2018	OLIN CHLOR ALKALI PRODUCTS	Inv# 2486177	3/30 s.hypochlorite 4942 gal	\$3,054.16		
85975	04/25/2018	OLIN CHLOR ALKALI PRODUCTS	Inv# 2486178	3/30 s.hypochlorite 4944 gal	\$3,055.39		
85975	04/25/2018	OLIN CHLOR ALKALI PRODUCTS	Inv# 2486179	3/30 s.hypochlorite 4902 gal	\$3,029.44		
85975	04/25/2018	OLIN CHLOR ALKALI PRODUCTS	Inv# 2486425	3/31 s.hypochlorite 4838 gal	\$2,989.88		
85975	04/25/2018	OLIN CHLOR ALKALI PRODUCTS	Inv# 2485655	3/29 s.hypochlorite 4906 gal	\$3,031.91		
85975	04/25/2018	OLIN CHLOR ALKALI PRODUCTS	Inv# 2487359	3/30 s.hypochlorite 4864 gal	\$1,927.17		
85975	04/25/2018	OLIN CHLOR ALKALI PRODUCTS	Inv# 2486424	3/31 s.hypochlorite 4662 gal	\$2,881.12		
85975	04/25/2018	OLIN CHLOR ALKALI PRODUCTS	Inv# 2484346	3/27 s.hypochlorite 5054 gal	\$3,123.37		
85975	04/25/2018	OLIN CHLOR ALKALI PRODUCTS	Inv# 2484347	3/27 s.hypochlorite 4946 gal	\$3,056.63		
85975	04/25/2018	OLIN CHLOR ALKALI PRODUCTS	Inv# 2484348	3/27 s.hypochlorite 4984 gal	\$3,080.11		
85975	04/25/2018	OLIN CHLOR ALKALI PRODUCTS	Inv# 2485654	3/29 s.hypochlorite 4852 gal	\$2,998.54		
85975	04/25/2018	OLIN CHLOR ALKALI PRODUCTS	Inv# 2486553	4/1 s.hypochlorite 4902 gal	\$3,029.44		
85975	04/25/2018	OLIN CHLOR ALKALI PRODUCTS	Inv# 2486552	4/1 s.hypochlorite 4912 gal	\$3,035.62		
85975	04/25/2018	OLIN CHLOR ALKALI PRODUCTS	Inv# 2484349	3/27 s.hypochlorite 4944 gal	\$3,055.39		
<b>Total for Check: 85975</b>						<b>\$48,585.94</b>	<b>\$961,300.27</b>
85976	04/25/2018	ONESOURCE DISTRIBUTORS INC.	Inv# S5816725.001	INVENTORY RE-ORDER	\$658.21		
85976	04/25/2018	ONESOURCE DISTRIBUTORS INC.	Inv# S5816725.001	S&H	\$9.24		
85976	04/25/2018	ONESOURCE DISTRIBUTORS INC.	Inv# S5816725.001	Discount	(\$6.05)		
<b>Total for Check: 85976</b>						<b>\$661.40</b>	<b>\$147,100.22</b>
85977	04/25/2018	ORANGE COUNTY SANITATION DISTRICT	Inv# DSCHRGPERMITFEE	OCSDDSCHRGPERMITFEE	\$2,427.56		
<b>Total for Check: 85977</b>						<b>\$2,427.56</b>	<b>\$599,171.80</b>
85978	04/25/2018	ORANGE TREE DELI	Inv# 1205	CATERING SERVICE	\$267.33		
<b>Total for Check: 85978</b>						<b>\$267.33</b>	<b>\$267.33</b>
85979	04/25/2018	PACIFIC HYDROTECH CORPORATION	Inv# 12 (EW1-2016-1)	Prog.Pmt#12 (EW1-2016-1)	\$2,081.59		
<b>Total for Check: 85979</b>						<b>\$2,081.59</b>	<b>\$6,189,482.04</b>
85980	04/25/2018	PACTRONICS, INC.	Inv# 118551	Repair Evaluation Cost Motorol	\$25.00		
85980	04/25/2018	PACTRONICS, INC.	Inv# 118551	Frt&Insurance	\$9.15		
85980	04/25/2018	PACTRONICS, INC.	Inv# 118551	Discount	(\$0.68)		
<b>Total for Check: 85980</b>						<b>\$33.47</b>	<b>\$628.53</b>
85981	04/25/2018	QUINN COMPANY	Inv# PC830358220	BPO EQUIPMENT PARTS & SUPPLIES	\$64.35		
<b>Total for Check: 85981</b>						<b>\$64.35</b>	<b>\$88,606.22</b>

# Orange County Water District

## Cash Disbursements

Begin Date: 03/29/2018

End Date: 05/30/2018

Page 55

### Accounts Payable Cash Disbursements Presented for Board Ratification and/or Approval

Check No.	Date	Vendor Name	Invoice #	Purpose	Invoice Amount	Check Amount	FYTD
85982	04/25/2018	RED WING SHOE STORE	Inv# 413-1-19597	WORK BOOTS	\$198.25		
<b>Total for Check:</b>		85982				\$198.25	\$8,158.15
85983	04/25/2018	ROSEMOUNT ANALYTICAL INC.	Inv# 859936		(\$9.62)		
85983	04/25/2018	ROSEMOUNT ANALYTICAL INC.	Inv# 859683		(\$9.44)		
85983	04/25/2018	ROSEMOUNT ANALYTICAL INC.	Inv# 859683		\$4.15		
85983	04/25/2018	ROSEMOUNT ANALYTICAL INC.	Inv# 859683	INVENTORY RE-ORDER	\$939.60		
85983	04/25/2018	ROSEMOUNT ANALYTICAL INC.	Inv# 859936	INVENTORY RE-ORDER	\$957.00		
85983	04/25/2018	ROSEMOUNT ANALYTICAL INC.	Inv# 859936		\$4.15		
<b>Total for Check:</b>		85983				\$1,885.84	\$64,159.40
85984	04/25/2018	SC FUELS	Inv# 1135667-IN		(\$22.24)		
85984	04/25/2018	SC FUELS	Inv# 1135667-IN	BPO RED DIESEL FUEL	\$2,400.52		
<b>Total for Check:</b>		85984				\$2,378.28	\$88,148.17
85986	04/25/2018	SC FUELS	Inv# 2184596	BPO UNLEADED FUEL FOR VEHICLES	\$220.10		
85986	04/25/2018	SC FUELS	Inv# 2190829	BPO UNLEADED FUEL FOR VEHICLES	\$1,013.16		
85986	04/25/2018	SC FUELS	Inv# 2190829	BPO UNLEADED FUEL FOR VEHICLES	\$232.39		
85986	04/25/2018	SC FUELS	Inv# 2190829	BPO UNLEADED FUEL FOR VEHICLES	\$233.83		
85986	04/25/2018	SC FUELS	Inv# 2190829	BPO UNLEADED FUEL FOR VEHICLES	\$239.00		
85986	04/25/2018	SC FUELS	Inv# 2190829	BPO UNLEADED FUEL FOR VEHICLES	\$465.32		
85986	04/25/2018	SC FUELS	Inv# 2190829	BPO UNLEADED FUEL FOR VEHICLES	\$580.35		
85986	04/25/2018	SC FUELS	Inv# 2190829	BPO UNLEADED FUEL FOR VEHICLES	\$858.02		
85986	04/25/2018	SC FUELS	Inv# 2190829	BPO UNLEADED FUEL FOR VEHICLES	\$87.39		
85986	04/25/2018	SC FUELS	Inv# 2184596	BPO UNLEADED FUEL FOR VEHICLES	\$1.32		
85986	04/25/2018	SC FUELS	Inv# 2184596	BPO UNLEADED FUEL FOR VEHICLES	\$1.37		
85986	04/25/2018	SC FUELS	Inv# 2184596	BPO UNLEADED FUEL FOR VEHICLES	\$34.59		
85986	04/25/2018	SC FUELS	Inv# 2184596	BPO UNLEADED FUEL FOR VEHICLES	\$41.66		
85986	04/25/2018	SC FUELS	Inv# 2184596	BPO UNLEADED FUEL FOR VEHICLES	\$968.97		
85986	04/25/2018	SC FUELS	Inv# 2184596	BPO UNLEADED FUEL FOR VEHICLES	\$270.86		
85986	04/25/2018	SC FUELS	Inv# 2184596	BPO UNLEADED FUEL FOR VEHICLES	\$689.96		
85986	04/25/2018	SC FUELS	Inv# 2184596	BPO UNLEADED FUEL FOR VEHICLES	\$807.11		
85986	04/25/2018	SC FUELS	Inv# 2190829	BPO UNLEADED FUEL FOR VEHICLES	\$0.51		
85986	04/25/2018	SC FUELS	Inv# 2184596	BPO UNLEADED FUEL FOR VEHICLES	\$65.79		
85986	04/25/2018	SC FUELS	Inv# 2184596	BPO UNLEADED FUEL FOR VEHICLES	\$513.41		

# Orange County Water District

## Cash Disbursements

Begin Date: 03/29/2018

End Date: 05/30/2018

Page 56

### Accounts Payable Cash Disbursements Presented for Board Ratification and/or Approval

Check No.	Date	Vendor Name	Invoice #	Purpose	Invoice Amount	Check Amount	FYTD
<b>Total for Check:</b>		85986				\$7,325.11	\$45,280.60
85987	04/25/2018	SCOTT A. SOMMER, ESQ.	Inv# 100356B	(NBGPP NCP) Mar18 legal/NBGPP NCP	\$2,585.00		
85987	04/25/2018	SCOTT A. SOMMER, ESQ.	Inv# 100356A	(NBGPP NCP) Feb18 legal/NBGPP NCP	\$1,045.00		
85987	04/25/2018	SCOTT A. SOMMER, ESQ.	Inv# 100355	(SBGPP NCP) Feb18 legal/SBGPP NCP	\$8,965.00		
<b>Total for Check:</b>		85987				\$12,595.00	\$93,670.42
85988	04/25/2018	SECURITAS SECURITY SERVICES USA, INC.	Inv# W5986691	Mar18 security guard service	\$5,760.55		
<b>Total for Check:</b>		85988				\$5,760.55	\$11,271.02
85989	04/25/2018	SMART & FINAL STORES CORP.	Inv# AUTH.# 180841	BPO - supplies, food, ice	\$66.59		
<b>Total for Check:</b>		85989				\$66.59	\$386.58
85990	04/25/2018	SOCAL PACIFIC CONSTRUCTION CORP. dba	Inv# 1340-001	TRANSFORMER PROTECTIVE COATING	\$15,339.00		
<b>Total for Check:</b>		85990				\$15,339.00	\$15,339.00
85991	04/25/2018	SOUTHERN CALIFORNIA EDISON CO.	Inv# 0140776000	APRIL18 3/15-4/13/18 KWH344	(\$57.16)		
85991	04/25/2018	SOUTHERN CALIFORNIA EDISON CO.	Inv# 0140776000	APRIL18 3/15-4/13/18 KWH344	\$57.16		
85991	04/25/2018	SOUTHERN CALIFORNIA EDISON CO.	Inv# 0110561300	APRIL18 3/15-4/13/18 HCF 254	(\$724.49)		
85991	04/25/2018	SOUTHERN CALIFORNIA EDISON CO.	Inv# 0110561300	APRIL18 3/15-4/13/18 HCF 254	\$724.49		
85991	04/25/2018	SOUTHERN CALIFORNIA EDISON CO.	Inv# 3-017-7474-01	APRIL18 3/15-4/16/18 KWH39	\$31.29		
85991	04/25/2018	SOUTHERN CALIFORNIA EDISON CO.	Inv# 3-017-9360-14	APRIL18 3/16-4/17/18 KWH 66	\$35.11		
85991	04/25/2018	SOUTHERN CALIFORNIA EDISON CO.	Inv# 3-017-9360-14	APRIL18 3/16-4/17/18 KWH 66	(\$35.11)		
85991	04/25/2018	SOUTHERN CALIFORNIA EDISON CO.	Inv# 3-017-7474-01	APRIL18 3/15-4/16/18 KWH39	(\$31.29)		
85991	04/25/2018	SOUTHERN CALIFORNIA EDISON CO.	Inv# 3-027-0770-76	APRIL18 3/19-4/18/18 KHW 2,610	\$321.38		
85991	04/25/2018	SOUTHERN CALIFORNIA EDISON CO.	Inv# 3-027-0770-76	APRIL18 3/19-4/18/18 KHW 2,610	(\$321.38)		
<b>Total for Check:</b>		85991				\$0.00	\$7,289,842.54
85992	04/25/2018	SUEZ WTS ANALYTICAL INSTRUMENTS, INC.	Inv# 99251565		\$505.96		

# Orange County Water District

## Cash Disbursements

Begin Date: 03/29/2018

End Date: 05/30/2018

Page 57

### Accounts Payable Cash Disbursements Presented for Board Ratification and/or Approval

Check No.	Date	Vendor Name	Invoice #	Purpose	Invoice Amount	Check Amount	FYTD
85992	04/25/2018	SUEZ WTS ANALYTICAL INSTRUMENTS, INC.	Inv# 99121365	CREDIT Ref. P.O. 502746	(\$10,633.23)		
85992	04/25/2018	SUEZ WTS ANALYTICAL INSTRUMENTS, INC.	Inv# 99251565	INVENTORY RE-ORDER	\$10,875.00		
<b>Total for Check: 85992</b>						<b>\$747.73</b>	<b>\$22,350.59</b>
85993	04/25/2018	Sarmiento, Vincent	Inv# MARCH 2018	TRAVEL Mar18 OCWD Various Meetings	\$43.60		
<b>Total for Check: 85993</b>						<b>\$43.60</b>	<b>\$1,202.12</b>
85994	04/25/2018	Supernaw, Donald	Inv# 4/16/18	CERTIFICATION REN 4/16/18 Wastewtr. Oper. Gradelll	\$150.00		
<b>Total for Check: 85994</b>						<b>\$150.00</b>	<b>\$150.00</b>
85995	04/25/2018	TESTAMERICA	Inv# 44277861	BPO FOR WATER QUALITY ANALYSES	\$386.00		
85995	04/25/2018	TESTAMERICA	Inv# 44278313	BPO FOR WATER QUALITY ANALYSES	\$289.50		
<b>Total for Check: 85995</b>						<b>\$675.50</b>	<b>\$47,872.00</b>
85996	04/25/2018	TIME WARNER COMMUNICATIONS	Inv# 0410454041218	BPO CABLE TV SERVICE	\$115.03		
<b>Total for Check: 85996</b>						<b>\$115.03</b>	<b>\$18,228.97</b>
85997	04/25/2018	TOP HAT PRODUCTIONS	Inv# 93933		\$15.00		
85997	04/25/2018	TOP HAT PRODUCTIONS	Inv# 93933	BPO CATERING SERVICE	\$210.57		
<b>Total for Check: 85997</b>						<b>\$225.57</b>	<b>\$4,812.19</b>
85998	04/25/2018	TROPICAL PLAZA NURSERY, INC.	Inv# M59025	ANNUAL LANDSCAPE MAINT	\$3,236.20		
85998	04/25/2018	TROPICAL PLAZA NURSERY, INC.	Inv# M58972	Lab Lawn Repair -	\$5,200.00		
<b>Total for Check: 85998</b>						<b>\$8,436.20</b>	<b>\$31,089.60</b>
85999	04/25/2018	U.S. HEALTHWORKS	Inv# 3297090-CA	BPO MEDICAL SERVICES	\$140.00		
<b>Total for Check: 85999</b>						<b>\$140.00</b>	<b>\$4,165.00</b>
86000	04/25/2018	ULTRA SCIENTIFIC INC.	Inv# 409092	LABORATORY SUPPLIES	\$124.60		
86000	04/25/2018	ULTRA SCIENTIFIC INC.	Inv# 409164	LABORATORY SUPPLIES	\$64.00		
86000	04/25/2018	ULTRA SCIENTIFIC INC.	Inv# 409198	LABORATORY SUPPLIES	\$410.00		
<b>Total for Check: 86000</b>						<b>\$598.60</b>	<b>\$10,195.71</b>
86001	04/25/2018	UNI REFRIGERATION	Inv# 031518A	EQUIP. SERVICE	\$652.00		
<b>Total for Check: 86001</b>						<b>\$652.00</b>	<b>\$9,501.36</b>
86002	04/25/2018	UNION BANK	Inv# 1089315	SERV.MAR.1-31-18	\$291.67		
<b>Total for Check: 86002</b>						<b>\$291.67</b>	<b>\$23,005.37</b>
86003	04/25/2018	UNIVAR USA	Inv# LA631790	4/19 sulfuric acid 25.78 tons	\$3,454.52		
86003	04/25/2018	UNIVAR USA	Inv# LA631790	Discount	(\$69.09)		

# Orange County Water District

## Cash Disbursements

Begin Date: 03/29/2018

End Date: 05/30/2018

Page 58

### Accounts Payable Cash Disbursements Presented for Board Ratification and/or Approval

Check No.	Date	Vendor Name	Invoice #	Purpose	Invoice Amount	Check Amount	FYTD
86003	04/25/2018	UNIVAR USA	Inv# LA631791	4/18 sulfuric acid 25.77 tons	\$3,453.18		
86003	04/25/2018	UNIVAR USA	Inv# LA631791	Discount	(\$69.06)		
<b>Total for Check:</b>		86003				\$6,769.55	\$295,475.45
86004	04/25/2018	UNIVERSAL BACKGROUND SCREENING INC	Inv# 201803008258	BACKGROUND CHECK	\$450.90		
<b>Total for Check:</b>		86004				\$450.90	\$4,372.56
86005	04/25/2018	UTILIQUEST LLC	Inv# 260397-Q 9922	3/18-24 screen/mark pipes	\$611.20		
86005	04/25/2018	UTILIQUEST LLC	Inv# 260397-Q 9932	3/18-24 screen/mark pipes	\$12.39		
86005	04/25/2018	UTILIQUEST LLC	Inv# 260397-Q 9908	3/18-24 screen/mark pipes	\$74.92		
86005	04/25/2018	UTILIQUEST LLC	Inv# 260397-Q 9911	3/18-24 screen/mark pipes	\$1,047.77		
<b>Total for Check:</b>		86005				\$1,746.28	\$82,782.56
86006	04/25/2018	VWR INTERNATIONAL, INC.	Inv# 8081954542	LABORATORY SUPPLIES	\$100.39		
86006	04/25/2018	VWR INTERNATIONAL, INC.	Inv# 8081954542		(\$1.01)		
86006	04/25/2018	VWR INTERNATIONAL, INC.	Inv# 8081967057	LABORATORY SUPPLIES	\$49.51		
86006	04/25/2018	VWR INTERNATIONAL, INC.	Inv# 8081967057		(\$0.50)		
<b>Total for Check:</b>		86006				\$148.39	\$132,890.03
86007	04/25/2018	Vu, Chris	Inv# 4/23/18	CERTIFICATION REN 4/23/18 Wastewtr.Operator Gill	\$150.00		
<b>Total for Check:</b>		86007				\$150.00	\$150.00
86008	04/25/2018	WIENHOFF & ASSOCIATES	Inv# 74913	BPO DRUG & ALCOHOL TESTING	\$30.00		
<b>Total for Check:</b>		86008				\$30.00	\$2,200.00
86009	04/25/2018	Whitaker, Bruce	Inv# MARCH 2018 TRAVEL	Mar18 OCWD Various Meetings	\$150.97		
<b>Total for Check:</b>		86009				\$150.97	\$2,306.99
86010	04/25/2018	Yoh, Roger	Inv# MARCH 2018 TRAVEL	Mar18 OCWD Various Meetings	\$61.04		
<b>Total for Check:</b>		86010				\$61.04	\$1,498.92
86011	05/02/2018	XEROX CORPORATION	Inv# 092876785	XEROX COPIER MAINTENANCE	\$318.13		
86011	05/02/2018	XEROX CORPORATION	Inv# 092857677	XEROX PLOTTER MAINTENANCE	\$43.00		
86011	05/02/2018	XEROX CORPORATION	Inv# 092865924	XEROX COPIER MAINTENANCE	\$220.30		
86011	05/02/2018	XEROX CORPORATION	Inv# 092876782	XEROX COPIER MAINTENANCE	\$17.65		
86011	05/02/2018	XEROX CORPORATION	Inv# 092876783	XEROX COPIER MAINTENANCE	\$60.79		
86011	05/02/2018	XEROX CORPORATION	Inv# 092876786	XEROX COPIER MAINTENANCE	\$20.21		
86011	05/02/2018	XEROX CORPORATION	Inv# 092876784	XEROX COPIER MAINTENANCE	\$93.13		
<b>Total for Check:</b>		86011				\$773.21	\$16,742.51

# Orange County Water District

## Cash Disbursements

Begin Date: 03/29/2018

End Date: 05/30/2018

Page 59

### Accounts Payable Cash Disbursements Presented for Board Ratification and/or Approval

Check No.	Date	Vendor Name	Invoice #	Purpose	Invoice Amount	Check Amount	FYTD
86012	05/02/2018	RED WING SHOE STORE	Inv# 407-1-16526	WORK BOOTS/JJB	\$184.24		
86012	05/02/2018	RED WING SHOE STORE	Inv# 417-1-26611	WORK BOOTS/REP	\$200.00		
86012	05/02/2018	RED WING SHOE STORE	Inv# 417-1-26612	WORK BOOTS/MJS	\$195.74		
86012	05/02/2018	RED WING SHOE STORE	Inv# 417-1-26649	WORK BOOTS	\$156.59		
		<b>Total for Check:</b>	86012			\$736.57	\$8,158.15
86013	05/02/2018	ACCUSTANDARD, INC.	Inv# 876675		\$7.00		
86013	05/02/2018	ACCUSTANDARD, INC.	Inv# 876446	LABORATORY SUPPLIES	\$44.00		
86013	05/02/2018	ACCUSTANDARD, INC.	Inv# 876446		\$10.15		
86013	05/02/2018	ACCUSTANDARD, INC.	Inv# 876446		\$7.00		
86013	05/02/2018	ACCUSTANDARD, INC.	Inv# 876675	LABORATORY SUPPLIES	\$60.00		
86013	05/02/2018	ACCUSTANDARD, INC.	Inv# 876675		\$10.15		
		<b>Total for Check:</b>	86013			\$138.30	\$14,917.34
86014	05/02/2018	ADVANCED OFFICE	Inv# AR775155	Repair Scanner GM Office	\$172.50		
		<b>Total for Check:</b>	86014			\$172.50	\$819.29
86015	05/02/2018	AMERICAN WATER CHEMICAL, INC	Inv# 05-18240/01	4/4 antiscalant 40860 lbs	\$32,279.40		
		<b>Total for Check:</b>	86015			\$32,279.40	\$1,434,514.85
86016	05/02/2018	ANAHEIM, CITY OF	Inv# 0110561300APR18	3/15-4/13/18 hcf 254	\$724.49		
86016	05/02/2018	ANAHEIM, CITY OF	Inv# 0140776000APR18	3/15-4/13/18 kwh 344	\$57.16		
		<b>Total for Check:</b>	86016			\$781.65	\$214,297.57
86017	05/02/2018	APPLIED INDUSTRIAL TECHNOLOGY	Inv# 7013048219	BPO OPERATING SUPPLIES	\$73.67		
86017	05/02/2018	APPLIED INDUSTRIAL TECHNOLOGY	Inv# 7013048219		\$26.65		
		<b>Total for Check:</b>	86017			\$100.32	\$7,481.24
86018	05/02/2018	ARAMARK UNIFORM SERVICES	Inv# 533285412	UNIFORM SERVICES	\$19.66		
86018	05/02/2018	ARAMARK UNIFORM SERVICES	Inv# 533285412	UNIFORM SERVICES	\$186.35		
86018	05/02/2018	ARAMARK UNIFORM SERVICES	Inv# 533268302	UNIFORM SERVICES	\$149.63		
86018	05/02/2018	ARAMARK UNIFORM SERVICES	Inv# 533268303	UNIFORM SERVICES	\$254.26		
86018	05/02/2018	ARAMARK UNIFORM SERVICES	Inv# 533285408	BPO FOR HAND SANITIZER FLUID	\$32.33		
86018	05/02/2018	ARAMARK UNIFORM SERVICES	Inv# 533285410	UNIFORM SERVICES	\$155.13		
86018	05/02/2018	ARAMARK UNIFORM SERVICES	Inv# 533285411	UNIFORM SERVICES	\$257.01		
		<b>Total for Check:</b>	86018			\$1,054.37	\$45,173.17
86019	05/02/2018	AT & T	Inv# 951 273-9586736APR18		\$434.16		

# Orange County Water District

## Cash Disbursements

Begin Date: 03/29/2018

End Date: 05/30/2018

Page 60

### Accounts Payable Cash Disbursements Presented for Board Ratification and/or Approval

Check No.	Date	Vendor Name	Invoice #	Purpose	Invoice Amount	Check Amount	FYTD
<b>Total for Check:</b>		86019				\$434.16	\$30,122.52
86020	05/02/2018	BEARCOM	Inv# 4682964	CWEF 2018 - RADIOS	\$402.38		
86020	05/02/2018	BEARCOM	Inv# 4682964	CWEF 2018 - RADIOS	\$402.37		
86020	05/02/2018	BEARCOM	Inv# 4682964	CWEF 2018 - RADIOS	\$160.95		
86020	05/02/2018	BEARCOM	Inv# 4682964	CWEF 2018 - RADIOS	\$160.95		
<b>Total for Check:</b>		86020				\$1,126.65	\$3,296.05
86021	05/02/2018	BELL PIPE & SUPPLY	Inv# 506904-000	INVENTORY RE-ORDER	\$15.23		
86021	05/02/2018	BELL PIPE & SUPPLY	Inv# 506904-000	INVENTORY RE-ORDER	\$201.84		
86021	05/02/2018	BELL PIPE & SUPPLY	Inv# 506904-000	INVENTORY RE-ORDER	\$40.24		
86021	05/02/2018	BELL PIPE & SUPPLY	Inv# 506904-000	Discount	(\$6.87)		
86021	05/02/2018	BELL PIPE & SUPPLY	Inv# 506904-000	INVENTORY RE-ORDER	\$116.36		
<b>Total for Check:</b>		86021				\$366.80	\$4,536.88
86022	05/02/2018	BLACK & VEATCH	Inv# 1267918	Thru 3/23 design/GWRSFE	\$501,451.99		
<b>Total for Check:</b>		86022				\$501,451.99	\$2,323,859.45
86023	05/02/2018	CITY OF ANAHEIM	Inv# CASE # ENC92-5E	License fee-1223 N. Ralston St	\$1,600.00		
<b>Total for Check:</b>		86023				\$1,600.00	\$2,922.00
86024	05/02/2018	CITY OF ORANGE	Inv# 00030145-00APR18	02/22-04/24/18USAGE163	\$120.80		
<b>Total for Check:</b>		86024				\$120.80	\$4,973.20
86025	05/02/2018	COLE-PARMER INSTRUMENT CO.	Inv# 1455483		\$16.27		
86025	05/02/2018	COLE-PARMER INSTRUMENT CO.	Inv# 1455483	LABORATORY SUPPLIES	\$319.73		
<b>Total for Check:</b>		86025				\$336.00	\$3,155.41
86026	05/02/2018	CONSTELLATION NEWENERGY INC.	Inv# 0044550745	03/05-04/04/18KWH14073570	\$771,546.78		
86026	05/02/2018	CONSTELLATION NEWENERGY INC.	Inv# 0044547953	03/22-04/22/18KWH15317.04	\$934.33		
86026	05/02/2018	CONSTELLATION NEWENERGY INC.	Inv# 0044542805	02/02-03/05/18KWH14249790	(\$264.35)		
<b>Total for Check:</b>		86026				\$772,216.76	\$7,107,450.22
86027	05/02/2018	Cano, Nury	Inv# 4/2/18	GWRS STUDY 4/2 GWRS study	\$19.02		
86027	05/02/2018	Cano, Nury	Inv# 4/5/18	MBI STUDY 4/5 MBI study	\$18.32		
86027	05/02/2018	Cano, Nury	Inv# 2/21/18	LA PALMA NDMA STU 2/21 LaPalma NDMA study	\$14.99		
86027	05/02/2018	Cano, Nury	Inv# 3/26/18	GWRS STUDY 3/26 GWRS study	\$19.02		
86027	05/02/2018	Cano, Nury	Inv# 2/7/18	MBI FIELD WORK 2/7 MBI column hydraulic test	\$18.32		



# Orange County Water District

## Cash Disbursements

Begin Date: 03/29/2018

End Date: 05/30/2018

Page 61

### Accounts Payable Cash Disbursements Presented for Board Ratification and/or Approval

Check No.	Date	Vendor Name	Invoice #	Purpose	Invoice Amount	Check Amount	FYTD
86027	05/02/2018	Cano, Nury	Inv# 4/9/18 MBI STUDY	4/9 MBI study	\$18.32		
86027	05/02/2018	Cano, Nury	Inv# 2/22/18 LAPALMA	2/22 LaPalma infiltometer	\$14.99		
		<b>Total for Check:</b>	86027			\$122.98	\$122.98
86028	05/02/2018	DDB ENGINEERING, INC.	Inv# IN201821	2/24-3/30 GWRS 2017 Report	\$9,716.00		
86028	05/02/2018	DDB ENGINEERING, INC.	Inv# IN201822	2/24-3/30 GWRSFE permit-regula	\$9,861.00		
		<b>Total for Check:</b>	86028			\$19,577.00	\$84,819.05
86029	05/02/2018	EDELSTEIN GILBERT ROBSON AND SMITH	Inv# 16	Mar18 legis.support/SACTO	\$7,500.00		
		<b>Total for Check:</b>	86029			\$7,500.00	\$82,826.09
86030	05/02/2018	ENVIRONMENTAL ADVISORS, LLC	Inv# OCWD-VISTA-2018(2)	wo#14 GL adj frm 51112	\$10,300.00		
86030	05/02/2018	ENVIRONMENTAL ADVISORS, LLC	Inv# OCWD-VISTA-2018(2)	wo#14 GL adj to 53001	(\$10,300.00)		
86030	05/02/2018	ENVIRONMENTAL ADVISORS, LLC	Inv# OCWD-VISTA-2018(2)	wo#14 N.Basin Remed'l investig	\$10,300.00		
		<b>Total for Check:</b>	86030			\$10,300.00	\$84,400.00
86031	05/02/2018	EST ANALYTICAL	Inv# 0066175-IN	LABORATORY SUPPLIES	\$382.67		
86031	05/02/2018	EST ANALYTICAL	Inv# 0066175-IN		\$15.00		
86031	05/02/2018	EST ANALYTICAL	Inv# 0066175-IN	LABORATORY SUPPLIES	\$805.75		
		<b>Total for Check:</b>	86031			\$1,203.42	\$4,646.74
86032	05/02/2018	EXCELSIOR ELEVATOR	Inv# 22007	Apr18 elevator maintenance	\$561.00		
86032	05/02/2018	EXCELSIOR ELEVATOR	Inv# 22007	Discount	(\$16.83)		
		<b>Total for Check:</b>	86032			\$544.17	\$5,985.87
86033	05/02/2018	FORESTRY SUPPLIERS, INC.	Inv# 329886-00	MEASURING RODS	\$626.00		
86033	05/02/2018	FORESTRY SUPPLIERS, INC.	Inv# 329886-00	Shipping	\$39.21		
		<b>Total for Check:</b>	86033			\$665.21	\$1,616.70
86034	05/02/2018	FOUNTAIN VALLEY, CITY OF	Inv# 8157-238000-13APR18	2/25-04/22/18USAGE267.18	\$481.02		
		<b>Total for Check:</b>	86034			\$481.02	\$55,088.45
86035	05/02/2018	FRONTIER COMMUNICATIONS	Inv# 714-965-1308APR2218	4/22-05/21/18 APR2018	\$154.11		
		<b>Total for Check:</b>	86035			\$154.11	\$37,213.89
86036	05/02/2018	FRONTIER COMMUNICATIONS	Inv# 714-964-1492-030609APR18		\$51.37		
		<b>Total for Check:</b>	86036			\$51.37	\$37,213.89
86037	05/02/2018	GEOSCIENCE SUPPORT SERVICES, INC.	Inv# 13018-13-40REV	Mar18 Alamitos Hydrogeo	\$43,174.75		
		<b>Total for Check:</b>	86037			\$43,174.75	\$289,817.35

# Orange County Water District

## Cash Disbursements

Begin Date: 03/29/2018

End Date: 05/30/2018

Page 62

### Accounts Payable Cash Disbursements Presented for Board Ratification and/or Approval

Check No.	Date	Vendor Name	Invoice #	Purpose	Invoice Amount	Check Amount	FYTD
86038	05/02/2018	GEOTECHNICAL CONSULTANTS, INC.	Inv# 12053	2/24-3/30 Mid Basin SAR-12	\$56,029.04		
<b>Total for Check: 86038</b>						\$56,029.04	\$301,947.64
86040	05/02/2018	GRAINGER INC.	Inv# 9733537584	LABORATORY SUPPLIES	\$12.71		
86040	05/02/2018	GRAINGER INC.	Inv# 9734342851	INVENTORY RE-ORDER	\$2,750.15		
86040	05/02/2018	GRAINGER INC.	Inv# 9736248528	BPO INDUSTRIAL SUPPLIES	\$27.93		
86040	05/02/2018	GRAINGER INC.	Inv# 9735406788	Miscellaneous - Grainger	\$38.67		
86040	05/02/2018	GRAINGER INC.	Inv# 9734342844	INVENTORY RE-ORDER	\$40.33		
86040	05/02/2018	GRAINGER INC.	Inv# 9734342844	INVENTORY RE-ORDER	\$43.72		
86040	05/02/2018	GRAINGER INC.	Inv# 9734342844	INVENTORY RE-ORDER	\$1,247.56		
86040	05/02/2018	GRAINGER INC.	Inv# 9733537576	LABORATORY SUPPLIES	\$211.57		
86040	05/02/2018	GRAINGER INC.	Inv# 9698407476	BPO INDUSTRIAL SUPPLIES	\$37.40		
86040	05/02/2018	GRAINGER INC.	Inv# 9627672398*	PaybackCreditTaknTwice	\$539.49		
86040	05/02/2018	GRAINGER INC.	Inv# 9734342844	INVENTORY RE-ORDER	\$304.59		
<b>Total for Check: 86040</b>						\$5,254.12	\$116,792.97
86041	05/02/2018	HACH COMPANY	Inv# 10908297	LABORATORY SUPPLIES	\$663.53		
86041	05/02/2018	HACH COMPANY	Inv# 10908297	LABORATORY SUPPLIES	\$513.58		
86041	05/02/2018	HACH COMPANY	Inv# 10908297	Freight	\$80.08		
86041	05/02/2018	HACH COMPANY	Inv# 10908297	LABORATORY SUPPLIES	\$1,373.49		
86041	05/02/2018	HACH COMPANY	Inv# 10906138	Freight	\$31.27		
86041	05/02/2018	HACH COMPANY	Inv# 10906138	StablCal Standards Calibration	\$192.87		
86041	05/02/2018	HACH COMPANY	Inv# 10915592	LABORATORY SUPPLIES	\$261.62		
86041	05/02/2018	HACH COMPANY	Inv# 10908297	LABORATORY SUPPLIES	\$666.97		
<b>Total for Check: 86041</b>						\$3,783.41	\$43,296.42
86042	05/02/2018	HOLLAND & KNIGHT LLP	Inv# 5650236	Mar18 legis.support/D.C.	\$7,500.00		
<b>Total for Check: 86042</b>						\$7,500.00	\$83,725.75
86043	05/02/2018	Houlihan, Donald	Inv# 2/3-3/2/18	STIPEND 2/3-3/2/18 phone stipend	\$40.00		
86043	05/02/2018	Houlihan, Donald	Inv# 3/3-4/2/18	STIPEND 3/3-4/2/18 phone stipend	\$40.00		
<b>Total for Check: 86043</b>						\$80.00	\$480.00
86044	05/02/2018	IBIS SCIENTIFIC, INC.	Inv# IN035126	SAMPLE ANALYSIS	\$440.00		
86044	05/02/2018	IBIS SCIENTIFIC, INC.	Inv# IN035126	Fedex Overnight	\$30.00		
<b>Total for Check: 86044</b>						\$470.00	\$470.00
86045	05/02/2018	IRVINE PIPE & SUPPLY	Inv# 879601-1	Incoming Frt	\$13.90		

# Orange County Water District

## Cash Disbursements

Begin Date: 03/29/2018

End Date: 05/30/2018

Page 63

### Accounts Payable Cash Disbursements Presented for Board Ratification and/or Approval

Check No.	Date	Vendor Name	Invoice #	Purpose	Invoice Amount	Check Amount	FYTD
86045	05/02/2018	IRVINE PIPE & SUPPLY	Inv# 879601-1	Shipping	\$8.06		
86045	05/02/2018	IRVINE PIPE & SUPPLY	Inv# 879601-1	INVENTORY RE-ORDER	\$376.48		
86045	05/02/2018	IRVINE PIPE & SUPPLY	Inv# 879601-1	Discount	(\$7.97)		
<b>Total for Check:</b>		86045				\$390.47	\$73,252.89
86046	05/02/2018	J.J. KELLER & ASSOCIATES, INC.	Inv# 9102858416	LICENSE 3YR EXP6/30/2021	\$1,590.00		
<b>Total for Check:</b>		86046				\$1,590.00	\$1,590.00
86047	05/02/2018	JL LANDSCAPE SERVICES, INC.	Inv# 4715	LANDSCAPE AT SANTIAGO BASIN	\$2,495.00		
<b>Total for Check:</b>		86047				\$2,495.00	\$32,435.00
86048	05/02/2018	KELLY SERVICES	Inv# 16025306	TempLabor1038	\$1,650.00		
<b>Total for Check:</b>		86048				\$1,650.00	\$47,935.80
86049	05/02/2018	KIEWIT INFRASTRUCTURE WEST CO.	Inv# 006 (AB-2016-1)	Prog.Pmt#6 (AB-2016-1)	\$388,654.50		
<b>Total for Check:</b>		86049				\$388,654.50	\$1,598,802.50
86050	05/02/2018	LHOIST NORTH AMERICA	Inv# 1180209804A	4/1 lime 24.87 tons	\$5,446.53		
86050	05/02/2018	LHOIST NORTH AMERICA	Inv# 1180209804B	4/3 lime 24.32 tons	\$5,326.08		
86050	05/02/2018	LHOIST NORTH AMERICA	Inv# 1180209804C	4/5 lime 24.65 tons	\$5,398.35		
<b>Total for Check:</b>		86050				\$16,170.96	\$758,679.53
86051	05/02/2018	LIGHTHEART CALIBRATION	Inv# 64277	Signet pH Electrode 8900 Serie	\$765.60		
86051	05/02/2018	LIGHTHEART CALIBRATION	Inv# 64277	Ship/Hand	\$13.00		
<b>Total for Check:</b>		86051				\$778.60	\$778.60
86052	05/02/2018	LUCCI'S DELI BAKERY	Inv# 122334 ADM/FIN	BPO CATERING SERVICE	\$74.75		
86052	05/02/2018	LUCCI'S DELI BAKERY	Inv# 122334 ADM/FIN	DELIVERY	\$20.00		
<b>Total for Check:</b>		86052				\$94.75	\$7,935.41
86053	05/02/2018	MAGNOLIA BIRD FARMS	Inv# 22808	BPO BIRD SEEDS AND SUPPLIES	\$44.59		
<b>Total for Check:</b>		86053				\$44.59	\$1,555.68
86054	05/02/2018	MANHATTAN STITCHING COMPANY INC	Inv# 43964	CWEF 2018 T-SHIRTS	\$6,579.38		
86054	05/02/2018	MANHATTAN STITCHING COMPANY INC	Inv# 43964	CWEF 2018 T-SHIRTS	\$2,251.12		
<b>Total for Check:</b>		86054				\$8,830.50	\$32,551.82
86055	05/02/2018	MARS ENVIRONMENTAL, INC.	Inv# 109763	BPO FLUID WASTE DISPOSAL	\$7,999.55		
<b>Total for Check:</b>		86055				\$7,999.55	\$14,983.08
86056	05/02/2018	MCFADDEN-DALE HARDWARE CO.	Inv# 409594/1	BPO INDUSTRIAL SUPPLIES	\$7.11		

# Orange County Water District

## Cash Disbursements

Begin Date: 03/29/2018

End Date: 05/30/2018

Page 64

### Accounts Payable Cash Disbursements Presented for Board Ratification and/or Approval

Check No.	Date	Vendor Name	Invoice #	Purpose	Invoice Amount	Check Amount	FYTD
86056	05/02/2018	MCFADDEN-DALE HARDWARE CO.	Inv# 409594/1	Discount	(\$0.20)		
86056	05/02/2018	MCFADDEN-DALE HARDWARE CO.	Inv# 325635/5	BPO INDUSTRIAL SUPPLIES	\$119.39		
86056	05/02/2018	MCFADDEN-DALE HARDWARE CO.	Inv# 325635/5	Discount	(\$3.32)		
86056	05/02/2018	MCFADDEN-DALE HARDWARE CO.	Inv# 326060/5	BPO INDUSTRIAL SUPPLIES	\$16.19		
86056	05/02/2018	MCFADDEN-DALE HARDWARE CO.	Inv# 326060/5	Discount	(\$0.45)		
86056	05/02/2018	MCFADDEN-DALE HARDWARE CO.	Inv# 326067/5	BPO INDUSTRIAL SUPPLIES	\$44.39		
86056	05/02/2018	MCFADDEN-DALE HARDWARE CO.	Inv# 326067/5	Discount	(\$1.24)		
<b>Total for Check: 86056</b>						<b>\$181.87</b>	<b>\$6,645.83</b>
86057	05/02/2018	MENDOCINO FARMS	Inv# CM4609	BPO CATERING SERVICE	\$145.46		
86057	05/02/2018	MENDOCINO FARMS	Inv# CM4609	Delivery	\$25.00		
<b>Total for Check: 86057</b>						<b>\$170.46</b>	<b>\$1,694.28</b>
86058	05/02/2018	NAPA/ORANGE COUNTY AUTO PARTS	Inv# 398240	Discount	(\$8.01)		
86058	05/02/2018	NAPA/ORANGE COUNTY AUTO PARTS	Inv# 398240	BPO AUTO PARTS & SUPPLIES	\$400.37		
<b>Total for Check: 86058</b>						<b>\$392.36</b>	<b>\$10,992.62</b>
86059	05/02/2018	OFFICE SOLUTIONS BUSINESS PRODUCTS	Inv# I-01348506	INVENTORY RE-ORDER	\$1,402.44		
86059	05/02/2018	OFFICE SOLUTIONS BUSINESS PRODUCTS	Inv# I-01348506	INVENTORY RE-ORDER	\$1,327.19		
86059	05/02/2018	OFFICE SOLUTIONS BUSINESS PRODUCTS	Inv# I-01348506	INVENTORY RE-ORDER	\$73.95		
<b>Total for Check: 86059</b>						<b>\$2,803.58</b>	<b>\$12,182.41</b>
86061	05/02/2018	OLIN CHLOR ALKALI PRODUCTS	Inv# 2486905	4/2 s.hypochlorite 4952 gal	\$3,060.34		
86061	05/02/2018	OLIN CHLOR ALKALI PRODUCTS	Inv# 2489643	4/8 s.hypochlorite 4942 gal	\$3,054.16		
86061	05/02/2018	OLIN CHLOR ALKALI PRODUCTS	Inv# 2486906	4/2 s.hypochlorite 4956 gal	\$3,062.81		
86061	05/02/2018	OLIN CHLOR ALKALI PRODUCTS	Inv# 2488381	4/5 s.hypochlorite 4926 gal	\$3,044.27		
86061	05/02/2018	OLIN CHLOR ALKALI PRODUCTS	Inv# 2486907	4/2 s.hypochlorite 4954 gal	\$3,061.57		
86061	05/02/2018	OLIN CHLOR ALKALI PRODUCTS	Inv# 2487567	4/3 s.hypochlorite 4944 gal	\$3,055.39		
86061	05/02/2018	OLIN CHLOR ALKALI PRODUCTS	Inv# 2487568	4/3 s.hypochlorite 4908 gal	\$3,033.14		
86061	05/02/2018	OLIN CHLOR ALKALI PRODUCTS	Inv# 2487569	4/3 s.hypochlorite 4974 gal	\$3,073.93		
86061	05/02/2018	OLIN CHLOR ALKALI PRODUCTS	Inv# 2489644	4/8 s.hypochlorite 4900 gal	\$3,028.20		
86061	05/02/2018	OLIN CHLOR ALKALI PRODUCTS	Inv# 2488968	4/6 s.hypochlorite 4912 gal	\$3,035.62		
86061	05/02/2018	OLIN CHLOR ALKALI PRODUCTS	Inv# 2488967	4/6 s.hypochlorite 4892 gal	\$3,023.26		

# Orange County Water District

## Cash Disbursements

Begin Date: 03/29/2018

End Date: 05/30/2018

Page 65

### Accounts Payable Cash Disbursements Presented for Board Ratification and/or Approval

Check No.	Date	Vendor Name	Invoice #	Purpose	Invoice Amount	Check Amount	FYTD
86061	05/02/2018	OLIN CHLOR ALKALI PRODUCTS	Inv# 2488966	4/6 s.hypochlorite 4938 gal	\$3,051.68		
86061	05/02/2018	OLIN CHLOR ALKALI PRODUCTS	Inv# 2488383	4/5 s.hypochlorite 4948 gal	\$3,057.86		
86061	05/02/2018	OLIN CHLOR ALKALI PRODUCTS	Inv# 2488382	4/5 s.hypochlorite 4896 gal	\$3,025.73		
86061	05/02/2018	OLIN CHLOR ALKALI PRODUCTS	Inv# 2488380	4/5 s.hypochlorite 4942 gal	\$3,054.16		
86061	05/02/2018	OLIN CHLOR ALKALI PRODUCTS	Inv# 2487570	4/3 s.hypochlorite 4976 gal	\$3,075.17		
<b>Total for Check: 86061</b>						<b>\$48,797.29</b>	<b>\$961,300.27</b>
86062	05/02/2018	ONESOURCE DISTRIBUTORS INC.	Inv# S5824064.001	S&H	\$9.15		
86062	05/02/2018	ONESOURCE DISTRIBUTORS INC.	Inv# S5824064.001	Discount	(\$1.04)		
86062	05/02/2018	ONESOURCE DISTRIBUTORS INC.	Inv# S5824064.001	BPO ELECTRICAL SUPPLIES	\$111.73		
86062	05/02/2018	ONESOURCE DISTRIBUTORS INC.	Inv# S5823806.001	Discount	(\$0.50)		
86062	05/02/2018	ONESOURCE DISTRIBUTORS INC.	Inv# S5823806.001	S&H	\$9.46		
86062	05/02/2018	ONESOURCE DISTRIBUTORS INC.	Inv# S5823806.001	BPO ELECTRICAL SUPPLIES	\$53.75		
<b>Total for Check: 86062</b>						<b>\$182.55</b>	<b>\$147,100.22</b>
86063	05/02/2018	ORANGE COUNTY CONSERVATION CORPS	Inv# 04022018-OCWDADOPT	Mar18 graffiti-trash removal	\$1,548.00		
<b>Total for Check: 86063</b>						<b>\$1,548.00</b>	<b>\$19,528.00</b>
86064	05/02/2018	ORANGE COUNTY EMPLOYEE ASSOCIATION	Inv# APRIL 2018	OCEA DUES April 2018	\$3,093.96		
<b>Total for Check: 86064</b>						<b>\$3,093.96</b>	<b>\$37,596.28</b>
86065	05/02/2018	ORANGE COUNTY TREASURER-TAX COLLECTOR	Inv# MAY 2018	OCFCDLeaseMidBsnProf	\$1,600.50		
<b>Total for Check: 86065</b>						<b>\$1,600.50</b>	<b>\$18,231.77</b>
86066	05/02/2018	PACIFIC OFFICE AUTOMATION	Inv# 162364	KONICA SERVICE AGREEMENT	\$158.73		
<b>Total for Check: 86066</b>						<b>\$158.73</b>	<b>\$2,957.33</b>
86067	05/02/2018	PARAGON PARTNERS LTD.	Inv# 0017520-IN	APPRAISAL SERVICES	\$5,475.00		
86067	05/02/2018	PARAGON PARTNERS LTD.	Inv# 0017413-IN	APPRAISAL SERVICES	\$525.00		
<b>Total for Check: 86067</b>						<b>\$6,000.00</b>	<b>\$6,000.00</b>
86068	05/02/2018	PARTS R US	Inv# 1757	TL-30 D6H Track Repair	\$162.14		
86068	05/02/2018	PARTS R US	Inv# 1757	TL-30 D6H Track Repair	\$3,124.75		
86068	05/02/2018	PARTS R US	Inv# 1757	TL-30 D6H Track Repair	\$80.25		
<b>Total for Check: 86068</b>						<b>\$3,367.14</b>	<b>\$3,367.14</b>
86069	05/02/2018	PEAK SCIENTIFIC INC	Inv# 90024890	EQUIP. SERVICE	\$824.00		
<b>Total for Check: 86069</b>						<b>\$824.00</b>	<b>\$3,690.50</b>

# Orange County Water District

## Cash Disbursements

Begin Date: 03/29/2018

End Date: 05/30/2018

Page 66

### Accounts Payable Cash Disbursements Presented for Board Ratification and/or Approval

Check No.	Date	Vendor Name	Invoice #	Purpose	Invoice Amount	Check Amount	FYTD
86070	05/02/2018	PENDERGRAFT, REX	Inv# MAY 2018	RetireeCashMedical May18	\$543.43		
<b>Total for Check: 86070</b>						\$543.43	\$5,839.85
86071	05/02/2018	PERFORMANCE AIR SYSTEMS, INC.	Inv# 1203	BPO HEATING SERVICE	\$160.00		
<b>Total for Check: 86071</b>						\$160.00	\$913.70
86072	05/02/2018	PERKINELMER HEALTH SCIENCES INC	Inv# 5304054150	LABORATORY SUPPLIES	\$13.05		
86072	05/02/2018	PERKINELMER HEALTH SCIENCES INC	Inv# 5304054150	LABORATORY SUPPLIES	\$741.69		
86072	05/02/2018	PERKINELMER HEALTH SCIENCES INC	Inv# 5304054150	LABORATORY SUPPLIES	\$231.63		
86072	05/02/2018	PERKINELMER HEALTH SCIENCES INC	Inv# 5304054150	Freight	\$19.00		
86072	05/02/2018	PERKINELMER HEALTH SCIENCES INC	Inv# 5304058640	LABORATORY SUPPLIES	\$2,523.00		
86072	05/02/2018	PERKINELMER HEALTH SCIENCES INC	Inv# 5304058640	LABORATORY SUPPLIES	\$2,051.03		
86072	05/02/2018	PERKINELMER HEALTH SCIENCES INC	Inv# 5304058640	Freight	\$19.00		
86072	05/02/2018	PERKINELMER HEALTH SCIENCES INC	Inv# 5304054150	LABORATORY SUPPLIES	\$19.58		
<b>Total for Check: 86072</b>						\$5,617.98	\$36,808.10
86073	05/02/2018	PRECISION SOLUTIONS INTERNATIONAL INC	Inv# 4693	JDE Upgrade 9.2	\$150.00		
<b>Total for Check: 86073</b>						\$150.00	\$13,725.00
86074	05/02/2018	Patel, Mehul	Inv# 4/19/18	TRAVEL 4/19 SACTO CWEA	\$106.85		
<b>Total for Check: 86074</b>						\$106.85	\$1,238.76
86075	05/02/2018	Perry, Audrey	Inv# 3/4-4/3/18	STIPEND 3/4-4/3/18 phone stipend	\$40.00		
86075	05/02/2018	Perry, Audrey	Inv# 2/4-3/3/18	STIPEND 2/4-3/3/18 phone stipend	\$40.00		
<b>Total for Check: 86075</b>						\$80.00	\$480.00
86076	05/02/2018	Pham, Christine	Inv# 4/6/18	TRAINING 4/6 post-doc thesis	\$14.28		
86076	05/02/2018	Pham, Christine	Inv# 4/13/18	CSUF DAY EVENT 4/13 CSUF Day Event	\$31.98		
<b>Total for Check: 86076</b>						\$46.26	\$542.71
86077	05/02/2018	QUINN COMPANY	Inv# PCA00050327	BPO EQUIPMENT PARTS & SUPPLIES	\$134.53		
<b>Total for Check: 86077</b>						\$134.53	\$88,606.22
86078	05/02/2018	RESILIENT COMMUNICATIONS INC	Inv# 801984	Support Contract Fee Jan-Mar	\$4,500.00		

# Orange County Water District

## Cash Disbursements

Begin Date: 03/29/2018

End Date: 05/30/2018

Page 67

### Accounts Payable Cash Disbursements Presented for Board Ratification and/or Approval

Check No.	Date	Vendor Name	Invoice #	Purpose	Invoice Amount	Check Amount	FYTD
		<b>Total for Check:</b>	86078			\$4,500.00	\$111,239.53
86079	05/02/2018	RM ARCHITECTURE	Inv# 1708-032018	Thru 4/3 Annex Bldg Locker	\$590.00		
		<b>Total for Check:</b>	86079			\$590.00	\$2,890.00
86080	05/02/2018	Reny, Robert	Inv# 2/7/18 MBI STUDY	2/7 MBI column hydraulic test	\$30.69		
86080	05/02/2018	Reny, Robert	Inv# 4/5/18 MBI STUDY	4/5 MBI study	\$29.00		
86080	05/02/2018	Reny, Robert	Inv# 4/26/18 SAMPLE PICKUP	4/26 sample pickup	\$44.75		
86080	05/02/2018	Reny, Robert	Inv# 4/19/18 SAMPLE PICKUP	4/19 sample pickup	\$44.75		
86080	05/02/2018	Reny, Robert	Inv# 2/22/18 LAPALMA	2/22 LaPalma infiltrometer test	\$18.09		
86080	05/02/2018	Reny, Robert	Inv# 2/21/18 LA PALMA NDMA STU	2/21 LaPalma NDMA study	\$37.22		
86080	05/02/2018	Reny, Robert	Inv# 4/2/18 GWRS STUDY	4/2 GWRS study	\$30.14		
		<b>Total for Check:</b>	86080			\$234.64	\$722.40
86081	05/02/2018	SCAP	Inv# 18/19-62	Membrshp 2018/2019	\$2,807.00		
		<b>Total for Check:</b>	86081			\$2,807.00	\$2,807.00
86082	05/02/2018	SCHEEVEL ENGINEERING	Inv# 1210	3/7-27 Prado Basin FS	\$10,875.00		
		<b>Total for Check:</b>	86082			\$10,875.00	\$145,495.40
86083	05/02/2018	SCHORR METALS INC.	Inv# 1704170	BPO METAL & METAL FAB	\$84.26		
86083	05/02/2018	SCHORR METALS INC.	Inv# 1704170	Discount	(\$0.85)		
		<b>Total for Check:</b>	86083			\$83.41	\$4,802.19
86084	05/02/2018	SEPARATION PROCESSES, INC.	Inv# 9012	Mar18 GWRS Final Expansion	\$12,974.75		
86084	05/02/2018	SEPARATION PROCESSES, INC.	Inv# 9011	Mar18 OCWD Ops Support	\$1,344.00		
		<b>Total for Check:</b>	86084			\$14,318.75	\$119,722.39
86085	05/02/2018	SHEAKLEY PENSION ADMINISTRATION, INC	Inv# FLEX00010312	FSA FEES March2018	\$185.90		
		<b>Total for Check:</b>	86085			\$185.90	\$1,883.80
86086	05/02/2018	SITEONE LANDSCAPE SUPPLY	Inv# 85397593	BPO LANDSCAPE SUPPLIES	\$259.13		
86086	05/02/2018	SITEONE LANDSCAPE SUPPLY	Inv# 85397593	Discount	(\$4.81)		
		<b>Total for Check:</b>	86086			\$254.32	\$1,069.00
86087	05/02/2018	SOUTHERN CALIFORNIA EDISON CO.	Inv# 3-033-3618-73APR18	03/22-4/23/18 KWH253	\$61.46		
86087	05/02/2018	SOUTHERN CALIFORNIA EDISON CO.	Inv# 3-026-3567-06APR18	03/28-04/27/18KWH2871	\$346.76		
86087	05/02/2018	SOUTHERN CALIFORNIA EDISON CO.	Inv# 3-033-3659-92APR18	03/26-04/25/18 KWH118	\$40.86		

# Orange County Water District

## Cash Disbursements

Begin Date: 03/29/2018

End Date: 05/30/2018

Page 68

### Accounts Payable Cash Disbursements Presented for Board Ratification and/or Approval

Check No.	Date	Vendor Name	Invoice #	Purpose	Invoice Amount	Check Amount	FYTD
86087	05/02/2018	SOUTHERN CALIFORNIA EDISON CO.	Inv# 3-043-7407-25APR18	3/22-4/15/18 KWH2039	\$4,813.02		
86087	05/02/2018	SOUTHERN CALIFORNIA EDISON CO.	Inv# 3-023-7877-22APR18	3/28-4/27/18KWH431	\$85.20		
86087	05/02/2018	SOUTHERN CALIFORNIA EDISON CO.	Inv# 3-023-7877-42APR18	03/28-04/27/18APR18KWH204	\$53.13		
<b>Total for Check: 86087</b>						<b>\$5,400.43</b>	<b>\$7,289,842.54</b>
86088	05/02/2018	STANTEC CONSULTING INC.	Inv# 1338847	Thru 3/23 Five Coves-Lincoln	\$8,387.50		
<b>Total for Check: 86088</b>						<b>\$8,387.50</b>	<b>\$40,527.50</b>
86089	05/02/2018	STAPLES	Inv# 3374050800	OFFICE SUPPLIES	\$9.02		
86089	05/02/2018	STAPLES	Inv# 3374050801	OFFICE SUPPLIES	\$34.57		
86089	05/02/2018	STAPLES	Inv# 3374050800	OFFICE SUPPLIES	\$15.85		
86089	05/02/2018	STAPLES	Inv# 3374050800	OFFICE SUPPLIES	\$22.83		
86089	05/02/2018	STAPLES	Inv# 3374050800	OFFICE SUPPLIES	\$36.30		
86089	05/02/2018	STAPLES	Inv# 3373897757	FIELD SUPPLIES	\$4.88		
86089	05/02/2018	STAPLES	Inv# 3373897757	FIELD SUPPLIES	\$7.81		
86089	05/02/2018	STAPLES	Inv# 3373897757	FIELD SUPPLIES	\$14.34		
86089	05/02/2018	STAPLES	Inv# 3373897757	FIELD SUPPLIES	\$42.08		
<b>Total for Check: 86089</b>						<b>\$187.68</b>	<b>\$50,112.73</b>
86090	05/02/2018	TARGET SPECIALTY PRODUCTS	Inv# P10777907	HERBICIDE FOR LANDSCAPE	\$106.39		
86090	05/02/2018	TARGET SPECIALTY PRODUCTS	Inv# P10777907	HERBICIDE FOR LANDSCAPE	\$1,033.75		
86090	05/02/2018	TARGET SPECIALTY PRODUCTS	Inv# P10777907	HERBICIDE FOR LANDSCAPE	\$241.36		
<b>Total for Check: 86090</b>						<b>\$1,381.50</b>	<b>\$2,922.60</b>
86091	05/02/2018	TESTAMERICA	Inv# 44278860	BPO FOR WATER QUALITY ANALYSES	\$289.50		
<b>Total for Check: 86091</b>						<b>\$289.50</b>	<b>\$47,872.00</b>
86092	05/02/2018	TORONTO RESEARCH CHEMICALS, INC.	Inv# 268892	LABORATORY SUPPLIES	\$100.00		
86092	05/02/2018	TORONTO RESEARCH CHEMICALS, INC.	Inv# 268892	LABORATORY SUPPLIES	\$100.00		
86092	05/02/2018	TORONTO RESEARCH CHEMICALS, INC.	Inv# 268892	LABORATORY SUPPLIES	\$100.00		
86092	05/02/2018	TORONTO RESEARCH CHEMICALS, INC.	Inv# 268892	LABORATORY SUPPLIES	\$200.00		
86092	05/02/2018	TORONTO RESEARCH CHEMICALS, INC.	Inv# 268892	LABORATORY SUPPLIES	\$375.00		



# Orange County Water District

## Cash Disbursements

Begin Date: 03/29/2018

End Date: 05/30/2018

Page 69

### Accounts Payable Cash Disbursements Presented for Board Ratification and/or Approval

Check No.	Date	Vendor Name	Invoice #	Purpose	Invoice Amount	Check Amount	FYTD
86092	05/02/2018	TORONTO RESEARCH CHEMICALS, INC.	Inv# 268892	LABORATORY SUPPLIES	\$420.00		
86092	05/02/2018	TORONTO RESEARCH CHEMICALS, INC.	Inv# 268892	Ship&Insurance	\$69.00		
<b>Total for Check: 86092</b>						<b>\$1,364.00</b>	<b>\$3,561.00</b>
86093	05/02/2018	U.S. HEALTHWORKS	Inv# 3304766-CA	BPO MEDICAL SERVICES	\$148.00		
86093	05/02/2018	U.S. HEALTHWORKS	Inv# 3300584-CA	BPO MEDICAL SERVICES	\$95.00		
<b>Total for Check: 86093</b>						<b>\$243.00</b>	<b>\$4,165.00</b>
86094	05/02/2018	UCT LLC	Inv# IN70984	LABORATORY SUPPLIES	\$4,352.40		
<b>Total for Check: 86094</b>						<b>\$4,352.40</b>	<b>\$16,239.96</b>
86095	05/02/2018	UNIVAR USA	Inv# LA633710	Discount	(\$62.20)		
86095	05/02/2018	UNIVAR USA	Inv# LA633710	4/26 sulfuric acid 23.21 tons	\$3,110.14		
86095	05/02/2018	UNIVAR USA	Inv# LA633719	4/25 sulfuric acid 24.16 tons	\$3,237.44		
86095	05/02/2018	UNIVAR USA	Inv# LA633717	4/25 sulfuric acid 23.96 tons	\$3,210.64		
86095	05/02/2018	UNIVAR USA	Inv# LA633717	Discount	(\$64.21)		
86095	05/02/2018	UNIVAR USA	Inv# LA633718	4/25 sulfuric acid 25.69 tons	\$3,442.46		
86095	05/02/2018	UNIVAR USA	Inv# LA633718	Discount	(\$68.85)		
86095	05/02/2018	UNIVAR USA	Inv# LA633719	Discount	(\$64.75)		
<b>Total for Check: 86095</b>						<b>\$12,740.67</b>	<b>\$295,475.45</b>
86096	05/02/2018	UNIVERSITY OF CALIFORNIA, IRVINE	Inv# 2244198	CHILDREN'S FESTIVAL	\$24,689.94		
<b>Total for Check: 86096</b>						<b>\$24,689.94</b>	<b>\$55,994.45</b>
86097	05/02/2018	UTILIQUEST LLC	Inv# 260640-Q 9908	3/25-31 screen/mark pipes	\$76.90		
86097	05/02/2018	UTILIQUEST LLC	Inv# 260640-Q 9932	3/25-31 screen/mark pipe	\$12.73		
86097	05/02/2018	UTILIQUEST LLC	Inv# 260640-Q 9911	3/25-31 screen/mark pipes	\$1,075.51		
86097	05/02/2018	UTILIQUEST LLC	Inv# 260640-Q 9922	3/25-31 screen/mark pipes	\$627.38		
<b>Total for Check: 86097</b>						<b>\$1,792.52</b>	<b>\$82,782.56</b>
86098	05/02/2018	VALLEY CITIES/GONZALES FENCE INC.	Inv# 7504	ON-CALL FENCE REPAIR SERVICE	\$2,380.00		
86098	05/02/2018	VALLEY CITIES/GONZALES FENCE INC.	Inv# 7505	ON-CALL FENCE REPAIR SERVICE	\$600.00		
86098	05/02/2018	VALLEY CITIES/GONZALES FENCE INC.	Inv# 7506	ON-CALL FENCE REPAIR SERVICE	\$2,360.00		
<b>Total for Check: 86098</b>						<b>\$5,340.00</b>	<b>\$24,093.00</b>

# Orange County Water District

## Cash Disbursements

Begin Date: 03/29/2018

End Date: 05/30/2018

Page 70

### Accounts Payable Cash Disbursements Presented for Board Ratification and/or Approval

Check No.	Date	Vendor Name	Invoice #	Purpose	Invoice Amount	Check Amount	FYTD
86099	05/02/2018	VCS ENVIRONMENTAL	Inv# 16630DM/16640	Feb18 adj-Mar18 MBI archaeo	\$9,538.22		
<b>Total for Check: 86099</b>						\$9,538.22	\$24,897.43
86100	05/02/2018	VERIZON WIRELESS	Inv# 9805544353	APRIL CELL PHONES	\$2,952.01		
<b>Total for Check: 86100</b>						\$2,952.01	\$32,424.55
86103	05/02/2018	VWR INTERNATIONAL, INC.	Inv# 8082101405	INVENTORY RE-ORDER	\$1,226.70		
86103	05/02/2018	VWR INTERNATIONAL, INC.	Inv# 8082112592	Discount	(\$0.94)		
86103	05/02/2018	VWR INTERNATIONAL, INC.	Inv# 8082101405	INVENTORY RE-ORDER	\$408.90		
86103	05/02/2018	VWR INTERNATIONAL, INC.	Inv# 8082101405	Discount	(\$16.36)		
86103	05/02/2018	VWR INTERNATIONAL, INC.	Inv# 8082112592	INVENTORY RE-ORDER	\$93.85		
86103	05/02/2018	VWR INTERNATIONAL, INC.	Inv# 8082117128	INVENTORY RE-ORDER	\$404.55		
86103	05/02/2018	VWR INTERNATIONAL, INC.	Inv# 8082117128	INVENTORY RE-ORDER	\$60.56		
86103	05/02/2018	VWR INTERNATIONAL, INC.	Inv# 8082088405	Discount	(\$2.31)		
86103	05/02/2018	VWR INTERNATIONAL, INC.	Inv# 8082117128	Freight	\$47.86		
86103	05/02/2018	VWR INTERNATIONAL, INC.	Inv# 8082117128	Discount	(\$11.89)		
86103	05/02/2018	VWR INTERNATIONAL, INC.	Inv# 8082117128	INVENTORY RE-ORDER	\$595.95		
86103	05/02/2018	VWR INTERNATIONAL, INC.	Inv# 8082117128	INVENTORY RE-ORDER	\$80.28		
86103	05/02/2018	VWR INTERNATIONAL, INC.	Inv# 8082025505	Discount	(\$14.30)		
86103	05/02/2018	VWR INTERNATIONAL, INC.	Inv# 8082025505	INVENTORY RE-ORDER	\$804.75		
86103	05/02/2018	VWR INTERNATIONAL, INC.	Inv# 8082025505	INVENTORY RE-ORDER	\$350.52		
86103	05/02/2018	VWR INTERNATIONAL, INC.	Inv# 8082025505	INVENTORY RE-ORDER	\$203.58		
86103	05/02/2018	VWR INTERNATIONAL, INC.	Inv# 8082092686	Discount	(\$1.06)		
86103	05/02/2018	VWR INTERNATIONAL, INC.	Inv# 8082025505	Freight	\$25.19		
86103	05/02/2018	VWR INTERNATIONAL, INC.	Inv# 8082092686	LABORATORY SUPPLIES	\$105.62		
86103	05/02/2018	VWR INTERNATIONAL, INC.	Inv# 8082074373	INVENTORY RE-ORDER	\$1,724.78		
86103	05/02/2018	VWR INTERNATIONAL, INC.	Inv# 8082074373	Discount	(\$17.25)		
86103	05/02/2018	VWR INTERNATIONAL, INC.	Inv# 8082085646	INVENTORY RE-ORDER	\$148.99		
86103	05/02/2018	VWR INTERNATIONAL, INC.	Inv# 8082085646	Freight	\$27.44		
86103	05/02/2018	VWR INTERNATIONAL, INC.	Inv# 8082085646	Discount	(\$1.76)		
86103	05/02/2018	VWR INTERNATIONAL, INC.	Inv# 8082088405	LABORATORY SUPPLIES	\$230.94		
86103	05/02/2018	VWR INTERNATIONAL, INC.	Inv# 8082025505	INVENTORY RE-ORDER	\$45.45		
<b>Total for Check: 86103</b>						\$6,520.04	\$132,890.03
86104	05/02/2018	WALRAVEN VANDENBERGH	Inv# 1012	Apr18 Recharge support	\$1,725.00		

# Orange County Water District

## Cash Disbursements

Begin Date: 03/29/2018

End Date: 05/30/2018

Page 71

### Accounts Payable Cash Disbursements Presented for Board Ratification and/or Approval

Check No.	Date	Vendor Name	Invoice #	Purpose	Invoice Amount	Check Amount	FYTD
		<b>Total for Check:</b>	86104			\$1,725.00	\$13,050.00
86105	05/02/2018	ZCATER	Inv# 164474	Lunch for HAZMAT Class 3/15	\$172.58		
		<b>Total for Check:</b>	86105			\$172.58	\$2,738.60
86106	05/09/2018	AIRESPRING INC.	Inv# 1349549MAY18	Telecommunications	\$640.15		
		<b>Total for Check:</b>	86106			\$640.15	\$3,928.52
86107	05/09/2018	ABSOLUTE STANDARDS INC.	Inv# 170484	LABORATORY SUPPLIES	\$89.25		
		<b>Total for Check:</b>	86107			\$89.25	\$1,831.75
86108	05/09/2018	AECOM TECHNICAL SERVICES, INC.	Inv# 2000043406	3/3-4/6 North Basin RI & FS	\$7,570.03		
		<b>Total for Check:</b>	86108			\$7,570.03	\$279,011.32
86109	05/09/2018	AIRE FILTER PRODUCTS LA LLC	Inv# 208225	Lab air handler unit filters	\$804.00		
86109	05/09/2018	AIRE FILTER PRODUCTS LA LLC	Inv# 208225		\$279.55		
86109	05/09/2018	AIRE FILTER PRODUCTS LA LLC	Inv# 208225	Lab air handler unit filters	\$238.08		
86109	05/09/2018	AIRE FILTER PRODUCTS LA LLC	Inv# 208225	Lab air handler unit filters	\$5,503.35		
86109	05/09/2018	AIRE FILTER PRODUCTS LA LLC	Inv# 208225	Lab air handler unit filters	\$894.60		
		<b>Total for Check:</b>	86109			\$7,719.58	\$7,719.58
86110	05/09/2018	ALLEN TIRE COMPANY	Inv# 23-3792	RO: T-78 WELD TRUCK 6 NEW TIRE	\$1,036.63		
86110	05/09/2018	ALLEN TIRE COMPANY	Inv# 23-3792	RO: T-78 WELD TRUCK 6 NEW TIRE	\$90.00		
86110	05/09/2018	ALLEN TIRE COMPANY	Inv# 23-3792	RO: T-78 WELD TRUCK 6 NEW TIRE	\$13.05		
86110	05/09/2018	ALLEN TIRE COMPANY	Inv# 23-3792	RO: T-78 WELD TRUCK 6 NEW TIRE	\$10.50		
		<b>Total for Check:</b>	86110			\$1,150.18	\$7,440.79
86111	05/09/2018	ALLIED ELECTRONICS	Inv# 9009262901		\$24.68		
86111	05/09/2018	ALLIED ELECTRONICS	Inv# 9009262901	Allied Electronics - External	\$84.83		
86111	05/09/2018	ALLIED ELECTRONICS	Inv# 9009262901	Allied Electronics - External	\$75.31		
86111	05/09/2018	ALLIED ELECTRONICS	Inv# 9009262901	Allied Electronics - External	\$70.14		
		<b>Total for Check:</b>	86111			\$254.96	\$1,725.63
86112	05/09/2018	AMERICAN TYPE CULTURE COLLECTION	Inv# INV-851540	freight	\$67.00		
86112	05/09/2018	AMERICAN TYPE CULTURE COLLECTION	Inv# INV-851540	LABORATORY SUPPLIES	\$51.00		
		<b>Total for Check:</b>	86112			\$118.00	\$118.00
86113	05/09/2018	AMERICAN WATER CHEMICAL, INC	Inv# 05-18325/01	5/2 antiscalant 40640 lbs	\$32,105.60		
		<b>Total for Check:</b>	86113			\$32,105.60	\$1,434,514.85

# Orange County Water District

## Cash Disbursements

Begin Date: 03/29/2018

End Date: 05/30/2018

Page 72

### Accounts Payable Cash Disbursements Presented for Board Ratification and/or Approval

Check No.	Date	Vendor Name	Invoice #	Purpose	Invoice Amount	Check Amount	FYTD
86114	05/09/2018	ARAMARK UNIFORM SERVICES	Inv# 533268301	UNIFORM SERVICES	\$253.20		
86114	05/09/2018	ARAMARK UNIFORM SERVICES	Inv# 533268301	UNIFORM SERVICES	\$41.66		
86114	05/09/2018	ARAMARK UNIFORM SERVICES	Inv# 533268301	UNIFORM SERVICES	\$1.96		
86114	05/09/2018	ARAMARK UNIFORM SERVICES	Inv# 533285409	UNIFORM SERVICES	\$253.20		
86114	05/09/2018	ARAMARK UNIFORM SERVICES	Inv# 533285409	UNIFORM SERVICES	\$35.47		
<b>Total for Check: 86114</b>						<b>\$585.49</b>	<b>\$45,173.17</b>
86115	05/09/2018	ATLAS COPCO COMPRESSORS, LLC	Inv# 65198	INVENTORY RE-ORDER	\$237.49		
86115	05/09/2018	ATLAS COPCO COMPRESSORS, LLC	Inv# 65198	INVENTORY RE-ORDER	\$417.10		
86115	05/09/2018	ATLAS COPCO COMPRESSORS, LLC	Inv# 65198		\$8.88		
<b>Total for Check: 86115</b>						<b>\$663.47</b>	<b>\$11,914.02</b>
86116	05/09/2018	BELL PIPE & SUPPLY	Inv# 504877-000	Riverbed Filtration Test Syste	\$40.86		
<b>Total for Check: 86116</b>						<b>\$40.86</b>	<b>\$4,536.88</b>
86118	05/09/2018	BRENNTAG PACIFIC INC.	Inv# BPI833605	R&D PLANT CHEMICAL	\$75.00		
86118	05/09/2018	BRENNTAG PACIFIC INC.	Inv# BPI275953	drum retn-orig.bill on #817732	(\$100.00)		
86118	05/09/2018	BRENNTAG PACIFIC INC.	Inv# BPI833604	5/1 citric acid 21.865 tons	\$20,449.24		
86118	05/09/2018	BRENNTAG PACIFIC INC.	Inv# BPI833604	Discount	(\$613.48)		
86118	05/09/2018	BRENNTAG PACIFIC INC.	Inv# BPI833605	R&D PLANT CHEMICAL	\$100.00		
86118	05/09/2018	BRENNTAG PACIFIC INC.	Inv# BPI833605		\$75.00		
86118	05/09/2018	BRENNTAG PACIFIC INC.	Inv# BPI833605	Discount	(\$12.94)		
86118	05/09/2018	BRENNTAG PACIFIC INC.	Inv# BPI833605		(\$75.00)		
86118	05/09/2018	BRENNTAG PACIFIC INC.	Inv# BPI834856	5/2 caustic soda 12.48 tons	\$8,278.92		
86118	05/09/2018	BRENNTAG PACIFIC INC.	Inv# BPI834856	Discount	(\$165.58)		
86118	05/09/2018	BRENNTAG PACIFIC INC.	Inv# BPI833605	R&D PLANT CHEMICAL	\$471.98		
<b>Total for Check: 86118</b>						<b>\$28,483.14</b>	<b>\$957,215.40</b>
86119	05/09/2018	BURLINGTON SAFETY LABORATORY, INC.	Inv# 55434	Test, Inspect, and Certify Rub	\$82.84		
86119	05/09/2018	BURLINGTON SAFETY LABORATORY, INC.	Inv# 55434	Discount	(\$3.41)		
86119	05/09/2018	BURLINGTON SAFETY LABORATORY, INC.	Inv# 55434	Test, Inspect, and Certify Rub	\$82.84		
86119	05/09/2018	BURLINGTON SAFETY LABORATORY, INC.	Inv# 55434	Test, Inspect, and Certify Rub	\$157.50		

# Orange County Water District

## Cash Disbursements

Begin Date: 03/29/2018

End Date: 05/30/2018

Page 73

### Accounts Payable Cash Disbursements Presented for Board Ratification and/or Approval

Check No.	Date	Vendor Name	Invoice #	Purpose	Invoice Amount	Check Amount	FYTD
86119	05/09/2018	BURLINGTON SAFETY LABORATORY, INC.	Inv# 55434	freight	\$17.00		
<b>Total for Check:</b> 86119						\$336.77	\$4,462.89
86120	05/09/2018	BUSINESS & LEGAL RESOURCES	Inv# 18104888-R2	SUBSCRIPTION RENEWAL	\$1,000.00		
<b>Total for Check:</b> 86120						\$1,000.00	\$1,000.00
86121	05/09/2018	CALtrol, INC.	Inv# CD99044618		\$17.86		
86121	05/09/2018	CALtrol, INC.	Inv# CD99044618	INVENTORY RE-ORDER	\$1,252.80		
<b>Total for Check:</b> 86121						\$1,270.66	\$89,429.76
86122	05/09/2018	CAMBRIDGE ISOTOPE LABORATORIES	Inv# 01138786	LABORATORY SUPPLIES	\$407.81		
86122	05/09/2018	CAMBRIDGE ISOTOPE LABORATORIES	Inv# 01138786	LABORATORY SUPPLIES	\$407.81		
86122	05/09/2018	CAMBRIDGE ISOTOPE LABORATORIES	Inv# 01138786	LABORATORY SUPPLIES	\$1,076.62		
86122	05/09/2018	CAMBRIDGE ISOTOPE LABORATORIES	Inv# 01138786	LABORATORY SUPPLIES	\$1,294.14		
86122	05/09/2018	CAMBRIDGE ISOTOPE LABORATORIES	Inv# 01138786		\$17.80		
86122	05/09/2018	CAMBRIDGE ISOTOPE LABORATORIES	Inv# 01138786	LABORATORY SUPPLIES	\$1,076.62		
<b>Total for Check:</b> 86122						\$4,280.80	\$11,491.26
86123	05/09/2018	CITY OF HUNTINGTON BEACH	Inv# 5386189APR18	3/23-4/23/18HCF2	\$28.26		
<b>Total for Check:</b> 86123						\$28.26	\$336.18
86124	05/09/2018	CITY OF ORANGE	Inv# 00038354-00APR18	02/22-04/24/18HCF69	\$267.12		
<b>Total for Check:</b> 86124						\$267.12	\$4,973.20
86125	05/09/2018	CORPORATE IMAGE MAINTENANCE	Inv# 36185	JANICE KOVACEVIC	\$127.00		
86125	05/09/2018	CORPORATE IMAGE MAINTENANCE	Inv# 36185	JANICE KOVACEVIC	\$1,221.00		
86125	05/09/2018	CORPORATE IMAGE MAINTENANCE	Inv# 36185	JANICE KOVACEVIC	\$8,666.00		
<b>Total for Check:</b> 86125						\$10,014.00	\$125,283.00
86126	05/09/2018	COUNTY OF RIVERSIDE	Inv# IN0316726	acct#AR0059485-permit	\$827.00		
<b>Total for Check:</b> 86126						\$827.00	\$827.00
86127	05/09/2018	ELEMENTAL SCIENTIFIC, INC	Inv# ESI95515	LABORATORY SUPPLIES	\$775.00		
86127	05/09/2018	ELEMENTAL SCIENTIFIC, INC	Inv# ESI94898	freight (PO 2nd line)	\$8.02		

# Orange County Water District

## Cash Disbursements

Begin Date: 03/29/2018

End Date: 05/30/2018

Page 74

### Accounts Payable Cash Disbursements Presented for Board Ratification and/or Approval

Check No.	Date	Vendor Name	Invoice #	Purpose	Invoice Amount	Check Amount	FYTD
86127	05/09/2018	ELEMENTAL SCIENTIFIC, INC	Inv# ESI94898	freight (PO 1st line)	\$8.02		
86127	05/09/2018	ELEMENTAL SCIENTIFIC, INC	Inv# ESI94898	LABORATORY SUPPLIES	\$187.45		
<b>Total for Check:</b>		86127				\$978.49	\$2,492.25
86133	05/09/2018	ENVIRONMENTAL RESOURCE ASSOC.	Inv# 862777	SAMPLE ANALYSIS	\$11.08		
86133	05/09/2018	ENVIRONMENTAL RESOURCE ASSOC.	Inv# 862777	SAMPLE ANALYSIS	\$75.36		
86133	05/09/2018	ENVIRONMENTAL RESOURCE ASSOC.	Inv# 862777	SAMPLE ANALYSIS	\$252.51		
86133	05/09/2018	ENVIRONMENTAL RESOURCE ASSOC.	Inv# 862777	SAMPLE ANALYSIS	\$79.27		
86133	05/09/2018	ENVIRONMENTAL RESOURCE ASSOC.	Inv# 862777	SAMPLE ANALYSIS	\$79.27		
86133	05/09/2018	ENVIRONMENTAL RESOURCE ASSOC.	Inv# 862777	SAMPLE ANALYSIS	\$77.32		
86133	05/09/2018	ENVIRONMENTAL RESOURCE ASSOC.	Inv# 862777	SAMPLE ANALYSIS	\$77.32		
86133	05/09/2018	ENVIRONMENTAL RESOURCE ASSOC.	Inv# 862777	SAMPLE ANALYSIS	\$77.32		
86133	05/09/2018	ENVIRONMENTAL RESOURCE ASSOC.	Inv# 862777	SAMPLE ANALYSIS	\$75.36		
86133	05/09/2018	ENVIRONMENTAL RESOURCE ASSOC.	Inv# 862777	SAMPLE ANALYSIS	\$75.36		
86133	05/09/2018	ENVIRONMENTAL RESOURCE ASSOC.	Inv# 862777	SAMPLE ANALYSIS	\$75.36		
86133	05/09/2018	ENVIRONMENTAL RESOURCE ASSOC.	Inv# 862777	SAMPLE ANALYSIS	\$146.81		
86133	05/09/2018	ENVIRONMENTAL RESOURCE ASSOC.	Inv# 862777	SAMPLE ANALYSIS	\$116.47		
86133	05/09/2018	ENVIRONMENTAL RESOURCE ASSOC.	Inv# 862777	SAMPLE ANALYSIS	\$193.79		
86133	05/09/2018	ENVIRONMENTAL RESOURCE ASSOC.	Inv# 862777	SAMPLE ANALYSIS	\$79.27		
86133	05/09/2018	ENVIRONMENTAL RESOURCE ASSOC.	Inv# 862777	SAMPLE ANALYSIS	\$257.41		
86133	05/09/2018	ENVIRONMENTAL RESOURCE ASSOC.	Inv# 862777	SAMPLE ANALYSIS	\$257.41		

# Orange County Water District

## Cash Disbursements

Begin Date: 03/29/2018

End Date: 05/30/2018

Page 75

### Accounts Payable Cash Disbursements Presented for Board Ratification and/or Approval

Check No.	Date	Vendor Name	Invoice #	Purpose	Invoice Amount	Check Amount	FYTD
86133	05/09/2018	ENVIRONMENTAL RESOURCE ASSOC.	Inv# 862777	SAMPLE ANALYSIS	\$75.36		
86133	05/09/2018	ENVIRONMENTAL RESOURCE ASSOC.	Inv# 862777	SAMPLE ANALYSIS	\$274.05		
86133	05/09/2018	ENVIRONMENTAL RESOURCE ASSOC.	Inv# 862777	SAMPLE ANALYSIS	\$60.68		
86133	05/09/2018	ENVIRONMENTAL RESOURCE ASSOC.	Inv# 862777	SAMPLE ANALYSIS	\$279.92		
86133	05/09/2018	ENVIRONMENTAL RESOURCE ASSOC.	Inv# 862777	SAMPLE ANALYSIS	\$279.92		
86133	05/09/2018	ENVIRONMENTAL RESOURCE ASSOC.	Inv# 862777	SAMPLE ANALYSIS	\$133.11		
86133	05/09/2018	ENVIRONMENTAL RESOURCE ASSOC.	Inv# 862777	SAMPLE ANALYSIS	\$117.45		
86133	05/09/2018	ENVIRONMENTAL RESOURCE ASSOC.	Inv# 862777	SAMPLE ANALYSIS	\$126.25		
86133	05/09/2018	ENVIRONMENTAL RESOURCE ASSOC.	Inv# 862777	SAMPLE ANALYSIS	\$162.47		
86133	05/09/2018	ENVIRONMENTAL RESOURCE ASSOC.	Inv# 862777	SAMPLE ANALYSIS	\$91.78		
86133	05/09/2018	ENVIRONMENTAL RESOURCE ASSOC.	Inv# 862777	SAMPLE ANALYSIS	\$113.53		
86133	05/09/2018	ENVIRONMENTAL RESOURCE ASSOC.	Inv# 862777	SAMPLE ANALYSIS	\$108.64		
86133	05/09/2018	ENVIRONMENTAL RESOURCE ASSOC.	Inv# 862777	SAMPLE ANALYSIS	\$108.64		
86133	05/09/2018	ENVIRONMENTAL RESOURCE ASSOC.	Inv# 862777	SAMPLE ANALYSIS	\$106.68		
86133	05/09/2018	ENVIRONMENTAL RESOURCE ASSOC.	Inv# 862777	SAMPLE ANALYSIS	\$106.68		
86133	05/09/2018	ENVIRONMENTAL RESOURCE ASSOC.	Inv# 862777	SAMPLE ANALYSIS	\$102.76		
86133	05/09/2018	ENVIRONMENTAL RESOURCE ASSOC.	Inv# 862777	SAMPLE ANALYSIS	\$101.79		
86133	05/09/2018	ENVIRONMENTAL RESOURCE ASSOC.	Inv# 862777	SAMPLE ANALYSIS	\$99.83		
86133	05/09/2018	ENVIRONMENTAL RESOURCE ASSOC.	Inv# 862777	SAMPLE ANALYSIS	\$99.83		

# Orange County Water District

## Cash Disbursements

Begin Date: 03/29/2018

End Date: 05/30/2018

Page 76

### Accounts Payable Cash Disbursements Presented for Board Ratification and/or Approval

Check No.	Date	Vendor Name	Invoice #	Purpose	Invoice Amount	Check Amount	FYTD
86133	05/09/2018	ENVIRONMENTAL RESOURCE ASSOC.	Inv# 862777	SAMPLE ANALYSIS	\$99.83		
86133	05/09/2018	ENVIRONMENTAL RESOURCE ASSOC.	Inv# 862777	SAMPLE ANALYSIS	\$79.27		
86133	05/09/2018	ENVIRONMENTAL RESOURCE ASSOC.	Inv# 862777	SAMPLE ANALYSIS	\$93.96		
86133	05/09/2018	ENVIRONMENTAL RESOURCE ASSOC.	Inv# 862777	SAMPLE ANALYSIS	\$79.27		
86133	05/09/2018	ENVIRONMENTAL RESOURCE ASSOC.	Inv# 862777	SAMPLE ANALYSIS	\$90.04		
86133	05/09/2018	ENVIRONMENTAL RESOURCE ASSOC.	Inv# 862777	SAMPLE ANALYSIS	\$88.08		
86133	05/09/2018	ENVIRONMENTAL RESOURCE ASSOC.	Inv# 862777	SAMPLE ANALYSIS	\$88.08		
86133	05/09/2018	ENVIRONMENTAL RESOURCE ASSOC.	Inv# 862777	SAMPLE ANALYSIS	\$85.15		
86133	05/09/2018	ENVIRONMENTAL RESOURCE ASSOC.	Inv# 862777	SAMPLE ANALYSIS	\$142.89		
86133	05/09/2018	ENVIRONMENTAL RESOURCE ASSOC.	Inv# 862777	SAMPLE ANALYSIS	\$84.17		
86133	05/09/2018	ENVIRONMENTAL RESOURCE ASSOC.	Inv# 862777	SAMPLE ANALYSIS	\$81.23		
86133	05/09/2018	ENVIRONMENTAL RESOURCE ASSOC.	Inv# 862777	SAMPLE ANALYSIS	\$81.23		
86133	05/09/2018	ENVIRONMENTAL RESOURCE ASSOC.	Inv# 862777	SAMPLE ANALYSIS	\$80.25		
86133	05/09/2018	ENVIRONMENTAL RESOURCE ASSOC.	Inv# 862777	SAMPLE ANALYSIS	\$127.23		
86133	05/09/2018	ENVIRONMENTAL RESOURCE ASSOC.	Inv# 862777	SAMPLE ANALYSIS	\$96.89		
86133	05/09/2018	ENVIRONMENTAL RESOURCE ASSOC.	Inv# 862777	SAMPLE ANALYSIS	\$63.61		
86133	05/09/2018	ENVIRONMENTAL RESOURCE ASSOC.	Inv# 862777	SAMPLE ANALYSIS	\$127.23		
<b>Total for Check: 86133</b>						\$6,144.47	\$22,251.50
86134	05/09/2018	EVANTEC LAB SUPPLY	Inv# 181960	LABORATORY SUPPLIES	\$51.12		
86134	05/09/2018	EVANTEC LAB SUPPLY	Inv# 181960	LABORATORY SUPPLIES	\$51.12		
86134	05/09/2018	EVANTEC LAB SUPPLY	Inv# 181960	freight	\$20.00		



# Orange County Water District

## Cash Disbursements

Begin Date: 03/29/2018

End Date: 05/30/2018

Page 77

### Accounts Payable Cash Disbursements Presented for Board Ratification and/or Approval

Check No.	Date	Vendor Name	Invoice #	Purpose	Invoice Amount	Check Amount	FYTD
86134	05/09/2018	EVANTEC LAB SUPPLY	Inv# 181960	discount	(\$1.23)		
86134	05/09/2018	EVANTEC LAB SUPPLY	Inv# 181969	SUPPLIES	\$86.79		
86134	05/09/2018	EVANTEC LAB SUPPLY	Inv# 181969	freight	\$12.00		
86134	05/09/2018	EVANTEC LAB SUPPLY	Inv# 181969	discount	(\$0.99)		
		<b>Total for Check:</b>	86134			\$218.81	\$3,071.83
86135	05/09/2018	FOUNTAIN VALLEY, CITY OF	Inv# 8166-300500-01APR18	2/25-04/22/18USAGE23605.23	\$5,980.97		
86135	05/09/2018	FOUNTAIN VALLEY, CITY OF	Inv# 8157-238500-03APR18	2/25-4/22/18USAGE93.51	\$205.85		
86135	05/09/2018	FOUNTAIN VALLEY, CITY OF	Inv# 8166-100000-01APR18	2/25-4/22/18USAGE280.54	\$1,868.39		
		<b>Total for Check:</b>	86135			\$8,055.21	\$55,088.45
86136	05/09/2018	FRONTIER COMMUNICATIONS	Inv# 714-378-3200-060607APR18		\$2,318.24		
		<b>Total for Check:</b>	86136			\$2,318.24	\$37,213.89
86138	05/09/2018	FRUIT GROWERS LABORATORY INC	Inv# 802567A	RADIOACTIVITY ANALYSES	\$622.00		
86138	05/09/2018	FRUIT GROWERS LABORATORY INC	Inv# 801057A	RADIOACTIVITY ANALYSES	\$622.00		
86138	05/09/2018	FRUIT GROWERS LABORATORY INC	Inv# 801294A	RADIOACTIVITY ANALYSES	\$622.00		
86138	05/09/2018	FRUIT GROWERS LABORATORY INC	Inv# 801534A	RADIOACTIVITY ANALYSES	\$622.00		
86138	05/09/2018	FRUIT GROWERS LABORATORY INC	Inv# 801535A	RADIOACTIVITY ANALYSES	\$622.00		
86138	05/09/2018	FRUIT GROWERS LABORATORY INC	Inv# 801547A	RADIOACTIVITY ANALYSES	\$622.00		
86138	05/09/2018	FRUIT GROWERS LABORATORY INC	Inv# 801653A	RADIOACTIVITY ANALYSES	\$622.00		
86138	05/09/2018	FRUIT GROWERS LABORATORY INC	Inv# 802090A	RADIOACTIVITY ANALYSES	\$622.00		
86138	05/09/2018	FRUIT GROWERS LABORATORY INC	Inv# 802563A	RADIOACTIVITY ANALYSES	\$622.00		
86138	05/09/2018	FRUIT GROWERS LABORATORY INC	Inv# 802565A	RADIOACTIVITY ANALYSES	\$505.00		
86138	05/09/2018	FRUIT GROWERS LABORATORY INC	Inv# 802566A	RADIOACTIVITY ANALYSES	\$622.00		
86138	05/09/2018	FRUIT GROWERS LABORATORY INC	Inv# 801054A	RADIOACTIVITY ANALYSES	\$622.00		

# Orange County Water District

## Cash Disbursements

Begin Date: 03/29/2018

End Date: 05/30/2018

Page 78

### Accounts Payable Cash Disbursements Presented for Board Ratification and/or Approval

Check No.	Date	Vendor Name	Invoice #	Purpose	Invoice Amount	Check Amount	FYTD
86138	05/09/2018	FRUIT GROWERS LABORATORY INC	Inv# 802660A	RADIOACTIVITY ANALYSES	\$622.00		
86138	05/09/2018	FRUIT GROWERS LABORATORY INC	Inv# 802662A	RADIOACTIVITY ANALYSES	\$622.00		
86138	05/09/2018	FRUIT GROWERS LABORATORY INC	Inv# 802663A	RADIOACTIVITY ANALYSES	\$622.00		
86138	05/09/2018	FRUIT GROWERS LABORATORY INC	Inv# 802664A	RADIOACTIVITY ANALYSES	\$622.00		
86138	05/09/2018	FRUIT GROWERS LABORATORY INC	Inv# 802710A	RADIOACTIVITY ANALYSES	\$622.00		
86138	05/09/2018	FRUIT GROWERS LABORATORY INC	Inv# 802565A	RADIOACTIVITY ANALYSES	\$117.00		
86138	05/09/2018	FRUIT GROWERS LABORATORY INC	Inv# 802569A	RADIOACTIVITY ANALYSES	\$531.00		
<b>Total for Check: 86138</b>						<b>\$11,105.00</b>	<b>\$44,501.00</b>
86139	05/09/2018	FRY'S ELECTRONICS	Inv# 22388666	BPO ELECTRONIC SUPPLIES	\$32.57		
86139	05/09/2018	FRY'S ELECTRONICS	Inv# 22389747	BPO ELECTRONIC SUPPLIES	\$65.21		
<b>Total for Check: 86139</b>						<b>\$97.78</b>	<b>\$3,401.31</b>
86140	05/09/2018	Field, David M.	Inv# 4/5-5/4/18	STIPEND 4/5-5/4/18 phone stipend	\$40.00		
<b>Total for Check: 86140</b>						<b>\$40.00</b>	<b>\$667.35</b>
86141	05/09/2018	GE MDS, LLC	Inv# 1045040	Forebay Dialer Parts	\$134.19		
86141	05/09/2018	GE MDS, LLC	Inv# 1045040	Freight	\$35.37		
86141	05/09/2018	GE MDS, LLC	Inv# 1045040	Forebay Dialer Parts	\$126.29		
86141	05/09/2018	GE MDS, LLC	Inv# 1043969	Forebay Dialer Parts	\$110.93		
86141	05/09/2018	GE MDS, LLC	Inv# 1045040	Forebay Dialer Parts	\$97.88		
<b>Total for Check: 86141</b>						<b>\$504.66</b>	<b>\$8,063.03</b>
86142	05/09/2018	GRAINGER INC.	Inv# 9743492580	Research center supplies	\$554.67		
86142	05/09/2018	GRAINGER INC.	Inv# 9627672398	BAL DUE BalDueCRTknTwice	\$54.00		
86142	05/09/2018	GRAINGER INC.	Inv# 9740947560	SUPPLIES	\$23.93		
86142	05/09/2018	GRAINGER INC.	Inv# 9743136138	INVENTORY RE-ORDER	\$181.13		
86142	05/09/2018	GRAINGER INC.	Inv# 9743136146	INVENTORY RE-ORDER	\$489.57		
86142	05/09/2018	GRAINGER INC.	Inv# 9743221484	BPO INDUSTRIAL SUPPLIES	\$110.00		
86142	05/09/2018	GRAINGER INC.	Inv# 9743221492	INVENTORY RE-ORDER	\$401.95		
86142	05/09/2018	GRAINGER INC.	Inv# 9743221492	INVENTORY RE-ORDER	\$220.00		
86142	05/09/2018	GRAINGER INC.	Inv# 9743221492	INVENTORY RE-ORDER	\$48.34		

# Orange County Water District

## Cash Disbursements

Begin Date: 03/29/2018

End Date: 05/30/2018

Page 79

### Accounts Payable Cash Disbursements Presented for Board Ratification and/or Approval

Check No.	Date	Vendor Name	Invoice #	Purpose	Invoice Amount	Check Amount	FYTD
<b>Total for Check:</b>		86142				\$2,083.59	\$116,792.97
86143	05/09/2018	GRAYBAR ELECTRIC CO.	Inv# 9303785930	Handling	\$3.26		
86143	05/09/2018	GRAYBAR ELECTRIC CO.	Inv# 9303785930	Discount	(\$0.81)		
86143	05/09/2018	GRAYBAR ELECTRIC CO.	Inv# 9303785930	Freight	\$9.05		
86143	05/09/2018	GRAYBAR ELECTRIC CO.	Inv# 9303785930	BPO ELECTRONIC SUPPLIES	\$87.93		
<b>Total for Check:</b>		86143				\$99.43	\$14,084.20
86144	05/09/2018	HARGIS + ASSOCIATES, INC.	Inv# 812310 (SBGPP NCP)	Mar18 SBGPP NCP conting.compli	\$5,413.13		
<b>Total for Check:</b>		86144				\$5,413.13	\$65,140.25
86145	05/09/2018	Hunt, William	Inv# 2/13/18 TRAVEL	2/13 Orange SBGPP w/Judge Clas	\$5.00		
86145	05/09/2018	Hunt, William	Inv# 5/15/18 TRAVEL	5/15 F.V. MTBE Meeting w/RH	\$51.98		
86145	05/09/2018	Hunt, William	Inv# 4/25-26/18 TRAVEL	4/25-26 Anaheim ASTSWMO Meetin	\$38.00		
86145	05/09/2018	Hunt, William	Inv# 3/9-4/8/18 STIPEND	3/9-4/8/18 phone stipend	\$40.00		
86145	05/09/2018	Hunt, William	Inv# 3/21/18 TRAVEL	3/21 Irvine OCWA	\$45.00		
86145	05/09/2018	Hunt, William	Inv# 3/20/18 TRAVEL	3/20 Placentia NBGPP w/DLM&Cit	\$50.72		
86145	05/09/2018	Hunt, William	Inv# 2/9-3/8/18 STIPEND	2/9-3/8/18 phone stipend	\$40.00		
86145	05/09/2018	Hunt, William	Inv# 12/9/17-1/8/18 STIPEND	12/9/17-1/8/18 phone stipend	\$40.00		
86145	05/09/2018	Hunt, William	Inv# 1/9-2/8/18 STIPEND	1/9-2/8/18 phone stipend	\$40.00		
86145	05/09/2018	Hunt, William	Inv# 3/12/18 TRAVEL	3/12 Newport Bch SBGPP Meeting	\$38.40		
<b>Total for Check:</b>		86145				\$389.10	\$2,096.73
86146	05/09/2018	INSTITUTE FOR ENVIRONMENTAL HEALTH INC	Inv# 180458	BPO WATER SAMPLE ANALYSIS	\$360.00		
86146	05/09/2018	INSTITUTE FOR ENVIRONMENTAL HEALTH INC	Inv# 180404	BPO WATER SAMPLE ANALYSIS	\$250.00		
<b>Total for Check:</b>		86146				\$610.00	\$7,795.00
86148	05/09/2018	IRVINE PIPE & SUPPLY	Inv# 880128	Kraemer Dewater and Parts	\$146.17		
86148	05/09/2018	IRVINE PIPE & SUPPLY	Inv# 879558	parts for water fill line	\$71.09		
86148	05/09/2018	IRVINE PIPE & SUPPLY	Inv# 880128	Kraemer Dewater and Parts	\$94.16		
86148	05/09/2018	IRVINE PIPE & SUPPLY	Inv# 879558	Discount	(\$8.32)		
86148	05/09/2018	IRVINE PIPE & SUPPLY	Inv# 879558	Delivery	\$5.95		
86148	05/09/2018	IRVINE PIPE & SUPPLY	Inv# 879558	parts for water fill line	\$9.70		
86148	05/09/2018	IRVINE PIPE & SUPPLY	Inv# 879558	parts for water fill line	\$22.31		
86148	05/09/2018	IRVINE PIPE & SUPPLY	Inv# 879558	parts for water fill line	\$25.73		

# Orange County Water District

## Cash Disbursements

Begin Date: 03/29/2018

End Date: 05/30/2018

Page 80

### Accounts Payable Cash Disbursements Presented for Board Ratification and/or Approval

Check No.	Date	Vendor Name	Invoice #	Purpose	Invoice Amount	Check Amount	FYTD
86148	05/09/2018	IRVINE PIPE & SUPPLY	Inv# 879558	parts for water fill line	\$30.65		
86148	05/09/2018	IRVINE PIPE & SUPPLY	Inv# 879558	parts for water fill line	\$187.49		
86148	05/09/2018	IRVINE PIPE & SUPPLY	Inv# 879558	parts for water fill line	\$49.26		
86148	05/09/2018	IRVINE PIPE & SUPPLY	Inv# 880128	Discount	(\$4.81)		
86148	05/09/2018	IRVINE PIPE & SUPPLY	Inv# 879558	Frnt Incoming	\$13.62		
<b>Total for Check: 86148</b>						\$643.00	\$73,252.89
86149	05/09/2018	JL LANDSCAPE SERVICES, INC.	Inv# 4797	LANDSCAPE AT SANTIAGO BASIN	\$2,495.00		
<b>Total for Check: 86149</b>						\$2,495.00	\$32,435.00
86150	05/09/2018	JOHN CRANE INC.	Inv# 3478903	INVENTORY RE-ORDER	\$12,838.98		
86150	05/09/2018	JOHN CRANE INC.	Inv# 3478903	Freight	\$19.10		
<b>Total for Check: 86150</b>						\$12,858.08	\$37,762.24
86151	05/09/2018	JIG CONSULTANTS	Inv# 1108-R1	1/31-4/1 Talbert Seawtr.Intrus	\$6,018.35		
<b>Total for Check: 86151</b>						\$6,018.35	\$10,284.85
86152	05/09/2018	KDC SYSTEMS	Inv# 33857	510 A/C PROGRAM MOD	\$3,616.00		
86152	05/09/2018	KDC SYSTEMS	Inv# 33857	Discount	(\$18.08)		
<b>Total for Check: 86152</b>						\$3,597.92	\$15,131.96
86153	05/09/2018	KELLY SERVICES	Inv# 17026397	TempLabor1038	\$1,320.00		
<b>Total for Check: 86153</b>						\$1,320.00	\$47,935.80
86154	05/09/2018	Kalinowski, James J.	Inv# 5/1/18 TRAVEL	5/1 Anaheim Meeting w/Recharge	\$20.17		
86154	05/09/2018	Kalinowski, James J.	Inv# 4/3/18 TRAVEL	4/3 Anaheim Meeting w/Recharge	\$20.17		
86154	05/09/2018	Kalinowski, James J.	Inv# 4/10/18 TRAVEL	4/10 Anaheim Meeting w/Recharg	\$20.17		
86154	05/09/2018	Kalinowski, James J.	Inv# 3/9-4/8/18 STIPEND	3/9-4/8/18 phone stipend	\$40.00		
86154	05/09/2018	Kalinowski, James J.	Inv# 4/24/18 TRAVEL	4/24 Anaheim Meeting w/Recharg	\$20.17		
<b>Total for Check: 86154</b>						\$120.68	\$1,481.48
86155	05/09/2018	L.A. COUNTY DEPT. PUBLIC WORKS	Inv# SA180000369 (H0321551)	LADPW Alamitos FY17-18 1st hal	\$200,000.00		
<b>Total for Check: 86155</b>						\$200,000.00	\$200,000.00
86156	05/09/2018	LHOIST NORTH AMERICA	Inv# 1180210301A	4/8 lime 25.35 tons	\$5,551.65		
86156	05/09/2018	LHOIST NORTH AMERICA	Inv# 1180210301B	4/10 lime 23.09 tons	\$5,056.71		
86156	05/09/2018	LHOIST NORTH AMERICA	Inv# 1180210480	4/12 lime 25.11 tons	\$5,499.09		
<b>Total for Check: 86156</b>						\$16,107.45	\$758,679.53
86157	05/09/2018	LUCCI'S DELI BAKERY	Inv# 12341 RETIREMENT CTE	Delivery	\$20.00		
86157	05/09/2018	LUCCI'S DELI BAKERY	Inv# 12341 RETIREMENT CTE	BPO CATERING SERVICE	\$74.75		

# Orange County Water District

## Cash Disbursements

Begin Date: 03/29/2018

End Date: 05/30/2018

Page 81

### Accounts Payable Cash Disbursements Presented for Board Ratification and/or Approval

Check No.	Date	Vendor Name	Invoice #	Purpose	Invoice Amount	Check Amount	FYTD
<b>Total for Check:</b>		86157				\$94.75	\$7,935.41
86158	05/09/2018	MCFADDEN-DALE HARDWARE CO.	Inv# 327403/5	BPO INDUSTRIAL SUPPLIES	\$127.68		
86158	05/09/2018	MCFADDEN-DALE HARDWARE CO.	Inv# 325841/5	BPO INDUSTRIAL SUPPLIES	\$206.98		
86158	05/09/2018	MCFADDEN-DALE HARDWARE CO.	Inv# 327403/5	Discount	(\$3.56)		
86158	05/09/2018	MCFADDEN-DALE HARDWARE CO.	Inv# 325841/5	Discount	(\$5.76)		
<b>Total for Check:</b>		86158				\$325.34	\$6,645.83
86161	05/09/2018	MCMaster-CARR SUPPLY COMPANY	Inv# 62081782	Discount	(\$5.17)		
86161	05/09/2018	MCMaster-CARR SUPPLY COMPANY	Inv# 620817863	Discount	(\$5.60)		
86161	05/09/2018	MCMaster-CARR SUPPLY COMPANY	Inv# 62354818	SHC Pipe Water Line Piping	\$129.85		
86161	05/09/2018	MCMaster-CARR SUPPLY COMPANY	Inv# 620817863	Shipping	\$11.73		
86161	05/09/2018	MCMaster-CARR SUPPLY COMPANY	Inv# 620817863	Lead Acid Battery 12 Volt, 4 &	\$49.11		
86161	05/09/2018	MCMaster-CARR SUPPLY COMPANY	Inv# 620817863	Lead Acid Battery 12 Volt, 4 &	\$230.77		
86161	05/09/2018	MCMaster-CARR SUPPLY COMPANY	Inv# 62081782	BPO INDUSTRIAL SUPPLIES	\$258.60		
86161	05/09/2018	MCMaster-CARR SUPPLY COMPANY	Inv# 62060928	Discount	(\$0.62)		
86161	05/09/2018	MCMaster-CARR SUPPLY COMPANY	Inv# 62060928	BPO INDUSTRIAL SUPPLIES	\$31.10		
86161	05/09/2018	MCMaster-CARR SUPPLY COMPANY	Inv# 61998798	Discount	(\$3.24)		
86161	05/09/2018	MCMaster-CARR SUPPLY COMPANY	Inv# 61998798	Shipping	\$10.33		
86161	05/09/2018	MCMaster-CARR SUPPLY COMPANY	Inv# 61998797	BPO INDUSTRIAL SUPPLIES	\$37.71		
86161	05/09/2018	MCMaster-CARR SUPPLY COMPANY	Inv# 61998798	BPO INDUSTRIAL SUPPLIES	\$161.89		
86161	05/09/2018	MCMaster-CARR SUPPLY COMPANY	Inv# 61998797	Discount	(\$0.75)		
86161	05/09/2018	MCMaster-CARR SUPPLY COMPANY	Inv# 62479730	Discount	(\$2.27)		

# Orange County Water District

## Cash Disbursements

Begin Date: 03/29/2018

End Date: 05/30/2018

Page 82

### Accounts Payable Cash Disbursements Presented for Board Ratification and/or Approval

Check No.	Date	Vendor Name	Invoice #	Purpose	Invoice Amount	Check Amount	FYTD
86161	05/09/2018	MCMaster-CARR SUPPLY COMPANY	Inv# 62354818	SHC Pipe Water Line Piping	\$108.87		
86161	05/09/2018	MCMaster-CARR SUPPLY COMPANY	Inv# 62354818	SHC Pipe Water Line Piping	\$79.13		
86161	05/09/2018	MCMaster-CARR SUPPLY COMPANY	Inv# 62354818	SHC Pipe Water Line Piping	\$48.59		
86161	05/09/2018	MCMaster-CARR SUPPLY COMPANY	Inv# 62354818	SHC Pipe Water Line Piping	\$21.12		
86161	05/09/2018	MCMaster-CARR SUPPLY COMPANY	Inv# 62354818	Shipping	\$8.61		
86161	05/09/2018	MCMaster-CARR SUPPLY COMPANY	Inv# 62354818	Discount	(\$7.75)		
86161	05/09/2018	MCMaster-CARR SUPPLY COMPANY	Inv# 62398824	McMaster-Carr UPS Air Filter	\$45.94		
86161	05/09/2018	MCMaster-CARR SUPPLY COMPANY	Inv# 62398824	Shipping	\$5.84		
86161	05/09/2018	MCMaster-CARR SUPPLY COMPANY	Inv# 62398824	Discount	(\$0.92)		
86161	05/09/2018	MCMaster-CARR SUPPLY COMPANY	Inv# 62479730	McMaster-Carr UPS Air Filter	\$113.45		
86161	05/09/2018	MCMaster-CARR SUPPLY COMPANY	Inv# 61998797	Shipping	\$5.28		
86161	05/09/2018	MCMaster-CARR SUPPLY COMPANY	Inv# 62479730	Shipping	\$6.91		
<b>Total for Check: 86161</b>						\$1,338.51	\$47,508.21
86162	05/09/2018	MCR TECHNOLOGIES, INC.	Inv# 37157	Ship/Hand/Insur	\$50.57		
86162	05/09/2018	MCR TECHNOLOGIES, INC.	Inv# 37157	KPSI Submersible Level Transdr	\$827.59		
<b>Total for Check: 86162</b>						\$878.16	\$6,401.64
86163	05/09/2018	Markus, Michael R.	Inv# 4/18-20/18 TRAVEL	4/18-20 D.C. WateReuse Confere	\$876.58		
86163	05/09/2018	Markus, Michael R.	Inv# 4/25-26/18 TRAVEL	4/25-26 D.C. NOAA-FIRO Meeting	\$1,572.60		
<b>Total for Check: 86163</b>						\$2,449.18	\$12,627.93
86165	05/09/2018	NAPA/ORANGE COUNTY AUTO PARTS	Inv# 399904	BPO AUTO PARTS & SUPPLIES	\$31.71		
86165	05/09/2018	NAPA/ORANGE COUNTY AUTO PARTS	Inv# 399904	Discount	(\$0.63)		
86165	05/09/2018	NAPA/ORANGE COUNTY AUTO PARTS	Inv# 399876	Discount	(\$1.87)		

# Orange County Water District

## Cash Disbursements

Begin Date: 03/29/2018

End Date: 05/30/2018

Page 83

### Accounts Payable Cash Disbursements Presented for Board Ratification and/or Approval

Check No.	Date	Vendor Name	Invoice #	Purpose	Invoice Amount	Check Amount	FYTD
86165	05/09/2018	NAPA/ORANGE COUNTY AUTO PARTS	Inv# 399876	BPO AUTO PARTS & SUPPLIES	\$93.50		
86165	05/09/2018	NAPA/ORANGE COUNTY AUTO PARTS	Inv# 399737	CreditINV#398240	(\$102.70)		
86165	05/09/2018	NAPA/ORANGE COUNTY AUTO PARTS	Inv# 399676	BPO AUTO PARTS & SUPPLIES	\$3.58		
86165	05/09/2018	NAPA/ORANGE COUNTY AUTO PARTS	Inv# 399481	Discount	(\$0.51)		
86165	05/09/2018	NAPA/ORANGE COUNTY AUTO PARTS	Inv# 399481	BPO AUTO PARTS & SUPPLIES	\$25.52		
86165	05/09/2018	NAPA/ORANGE COUNTY AUTO PARTS	Inv# 399030	Discount	(\$0.39)		
86165	05/09/2018	NAPA/ORANGE COUNTY AUTO PARTS	Inv# 399676	Discount	(\$0.07)		
86165	05/09/2018	NAPA/ORANGE COUNTY AUTO PARTS	Inv# 399030	BPO AUTO PARTS & SUPPLIES	\$19.30		
		<b>Total for Check:</b>	86165			\$67.44	\$10,992.62
86166	05/09/2018	NIRA YAMACHIKA	Inv# APRIL 9, 2018	12/29/17-1/3/18 Wtr.Qual.consu	\$800.00		
		<b>Total for Check:</b>	86166			\$800.00	\$6,050.00
86168	05/09/2018	OLIN CHLOR ALKALI PRODUCTS	Inv# 2490613	4/10 s.hypochlorite 4950 gal	\$3,059.10		
86168	05/09/2018	OLIN CHLOR ALKALI PRODUCTS	Inv# 2492354	4/13 s.hypochlorite 4968 gal	\$3,070.22		
86168	05/09/2018	OLIN CHLOR ALKALI PRODUCTS	Inv# 2492353	4/13 s.hypochlorite 4926 gal	\$3,044.27		
86168	05/09/2018	OLIN CHLOR ALKALI PRODUCTS	Inv# 2491835	4/12 s.hypochlorite 4966 gal	\$3,068.99		
86168	05/09/2018	OLIN CHLOR ALKALI PRODUCTS	Inv# 2491834	4/12 s.hypochlorite 4902 gal	\$3,029.44		
86168	05/09/2018	OLIN CHLOR ALKALI PRODUCTS	Inv# 2491833	4/12 s.hypochlorite 4958 gal	\$3,064.04		
86168	05/09/2018	OLIN CHLOR ALKALI PRODUCTS	Inv# 2491832	4/12 s.hypochlorite 4770 gal	\$2,947.86		
86168	05/09/2018	OLIN CHLOR ALKALI PRODUCTS	Inv# 2490614	4/10 s.hypochlorite 4902 gal	\$3,029.44		
86168	05/09/2018	OLIN CHLOR ALKALI PRODUCTS	Inv# 2490612	4/10 s.hypochlorite 4936 gal	\$3,050.45		
86168	05/09/2018	OLIN CHLOR ALKALI PRODUCTS	Inv# 2492355	4/13 s.hypochlorite 4866 gal	\$3,007.19		
86168	05/09/2018	OLIN CHLOR ALKALI PRODUCTS	Inv# 2490615	4/10 s.hypochlorite 4852 gal	\$2,998.54		
		<b>Total for Check:</b>	86168			\$33,369.54	\$961,300.27
86169	05/09/2018	ONESOURCE DISTRIBUTORS INC.	Inv# S5829614.001	S&H	\$9.25		
86169	05/09/2018	ONESOURCE DISTRIBUTORS INC.	Inv# S5829614.001	Discount	(\$14.01)		
86169	05/09/2018	ONESOURCE DISTRIBUTORS INC.	Inv# S5829614.001	INVENTORY RE-PRDER	\$1,523.92		
		<b>Total for Check:</b>	86169			\$1,519.16	\$147,100.22

# Orange County Water District

## Cash Disbursements

Begin Date: 03/29/2018

End Date: 05/30/2018

Page 84

### Accounts Payable Cash Disbursements Presented for Board Ratification and/or Approval

Check No.	Date	Vendor Name	Invoice #	Purpose	Invoice Amount	Check Amount	FYTD
86170	05/09/2018	ORANGE COUNTY SANITATION DISTRICT	Inv# 54825	Well EW-1 permit for S-600380	\$1,500.00		
<b>Total for Check:</b>		86170				\$1,500.00	\$599,171.80
86171	05/09/2018	PACTRONICS, INC.	Inv# 118586	Discount	(\$4.90)		
86171	05/09/2018	PACTRONICS, INC.	Inv# 118586	REPAIR DMC RADIO	\$233.00		
86171	05/09/2018	PACTRONICS, INC.	Inv# 118586	REPAIR DMC RADIO	\$12.20		
<b>Total for Check:</b>		86171				\$240.30	\$628.53
86172	05/09/2018	PEAK SCIENTIFIC INC	Inv# 90025736	SERVICE AGREEMENT	\$2,866.50		
<b>Total for Check:</b>		86172				\$2,866.50	\$3,690.50
86175	05/09/2018	PIKE, DONNA R./PETTY CASH CUSTODIAN	Inv# JAN.22-APR.2,18-5	MailNatlRes. EU	\$7.75		
86175	05/09/2018	PIKE, DONNA R./PETTY CASH CUSTODIAN	Inv# JAN.22-APR.2,18-11	BrkfstMtg DH	\$37.66		
86175	05/09/2018	PIKE, DONNA R./PETTY CASH CUSTODIAN	Inv# JAN.22-APR.2,18-4	TruckWashTip T148 NAC	\$2.00		
86175	05/09/2018	PIKE, DONNA R./PETTY CASH CUSTODIAN	Inv# JAN.22-APR.2,18-16	TruckWashYip T155 RHA	\$2.00		
86175	05/09/2018	PIKE, DONNA R./PETTY CASH CUSTODIAN	Inv# JAN.22-APR.2,18-7	CoffeePods BJ	\$34.99		
86175	05/09/2018	PIKE, DONNA R./PETTY CASH CUSTODIAN	Inv# JAN.22-APR.2,18-20	PlantforReceptionArea	\$10.86		
86175	05/09/2018	PIKE, DONNA R./PETTY CASH CUSTODIAN	Inv# JAN.22-APR.2,18-2	ClassALicense RHA	\$45.00		
86175	05/09/2018	PIKE, DONNA R./PETTY CASH CUSTODIAN	Inv# JAN.22-APR.2,18-19	MemoryCard DOM	\$51.60		
86175	05/09/2018	PIKE, DONNA R./PETTY CASH CUSTODIAN	Inv# JAN.22-APR.2,18-18	SD Card Reader DOM	\$19.99		
86175	05/09/2018	PIKE, DONNA R./PETTY CASH CUSTODIAN	Inv# JAN.22-APR.2,18-3	PotteryPlants EU	\$10.60		
86175	05/09/2018	PIKE, DONNA R./PETTY CASH CUSTODIAN	Inv# JAN.22-APR.2,18-17	USB Cable DOM	\$17.94		
86175	05/09/2018	PIKE, DONNA R./PETTY CASH CUSTODIAN	Inv# JAN.22-APR.2,18-6	Filters/Traps BJ	\$3.76		
86175	05/09/2018	PIKE, DONNA R./PETTY CASH CUSTODIAN	Inv# JAN.22-APR.2,18-15	Switch T146 PMD	\$37.85		
86175	05/09/2018	PIKE, DONNA R./PETTY CASH CUSTODIAN	Inv# JAN.22-APR.2,18-14	Labels CDP	\$40.49		



# Orange County Water District

## Cash Disbursements

Begin Date: 03/29/2018

End Date: 05/30/2018

Page 85

### Accounts Payable Cash Disbursements Presented for Board Ratification and/or Approval

Check No.	Date	Vendor Name	Invoice #	Purpose	Invoice Amount	Check Amount	FYTD
86175	05/09/2018	PIKE, DONNA R./PETTY CASH CUSTODIAN	Inv# JAN.22-APR.2,18-12	PumpforWtrFilter RHA	\$19.38		
86175	05/09/2018	PIKE, DONNA R./PETTY CASH CUSTODIAN	Inv# JAN.22-APR.2,18-8	MiceforSnakes BJ	\$69.98		
86175	05/09/2018	PIKE, DONNA R./PETTY CASH CUSTODIAN	Inv# JAN.22-APR.2,18-9	HDMI Cable	\$7.60		
86175	05/09/2018	PIKE, DONNA R./PETTY CASH CUSTODIAN	Inv# JAN.22-APR.2,18-1	Card Reader DOM	\$12.99		
86175	05/09/2018	PIKE, DONNA R./PETTY CASH CUSTODIAN	Inv# JAN.22-APR.2,18-21	IceChest/Wtr OJR	\$37.79		
86175	05/09/2018	PIKE, DONNA R./PETTY CASH CUSTODIAN	Inv# JAN.22-APR.2,18-10	PradoParkPass DOM	\$60.00		
86175	05/09/2018	PIKE, DONNA R./PETTY CASH CUSTODIAN	Inv# JAN.22-APR.2,18-13	1QTJar CDP	\$9.61		
<b>Total for Check: 86175</b>						<b>\$539.84</b>	<b>\$7,082.43</b>
86176	05/09/2018	PIKE, JAMES EDWIN	Inv# 227	Apr18 Prado vireo	\$14,192.50		
<b>Total for Check: 86176</b>						<b>\$14,192.50</b>	<b>\$41,560.50</b>
86177	05/09/2018	POLYDYNE INC.	Inv# 1230545	PLANT CHEMICAL	\$2,401.20		
<b>Total for Check: 86177</b>						<b>\$2,401.20</b>	<b>\$33,616.80</b>
86178	05/09/2018	PROGRESSIVE BUSINESS PUBLICITNS	Inv# A583902903 2018	CFOPublication RFick	\$330.00		
<b>Total for Check: 86178</b>						<b>\$330.00</b>	<b>\$660.00</b>
86179	05/09/2018	Patel, Mehul	Inv# 4/26-27/18 TRAVEL	4/26-27 El Paso, TX AMTA Board	\$107.62		
<b>Total for Check: 86179</b>						<b>\$107.62</b>	<b>\$1,238.76</b>
86180	05/09/2018	RED WING SHOE STORE	Inv# 417-1-27198	WORK BOOTS/AT	\$150.00		
<b>Total for Check: 86180</b>						<b>\$150.00</b>	<b>\$8,158.15</b>
86181	05/09/2018	ROBERTSON'S READY MIX	Inv# 204408	GRAVEL	\$70.68		
86181	05/09/2018	ROBERTSON'S READY MIX	Inv# 204408	GRAVEL	\$26.11		
86181	05/09/2018	ROBERTSON'S READY MIX	Inv# 204408	GRAVEL	\$326.25		
86181	05/09/2018	ROBERTSON'S READY MIX	Inv# 204408	GRAVEL	\$250.12		
86181	05/09/2018	ROBERTSON'S READY MIX	Inv# 204408	GRAVEL	\$112.00		
<b>Total for Check: 86181</b>						<b>\$785.16</b>	<b>\$1,678.67</b>
86182	05/09/2018	ROSEMOUNT ANALYTICAL INC.	Inv# 861192	Membrane Retainer Cap Sensor	\$848.25		
86182	05/09/2018	ROSEMOUNT ANALYTICAL INC.	Inv# 861192		(\$8.58)		
86182	05/09/2018	ROSEMOUNT ANALYTICAL INC.	Inv# 861192		\$10.17		

# Orange County Water District

## Cash Disbursements

Begin Date: 03/29/2018

End Date: 05/30/2018

Page 86

### Accounts Payable Cash Disbursements Presented for Board Ratification and/or Approval

Check No.	Date	Vendor Name	Invoice #	Purpose	Invoice Amount	Check Amount	FYTD
<b>Total for Check:</b>		86182				\$849.84	\$64,159.40
86183	05/09/2018	SANTA ANA WATERSHED ASSOC.	Inv# 2018-40	NATURAL RESOURCE SERV.	\$3,213.67		
<b>Total for Check:</b>		86183				\$3,213.67	\$87,797.22
86184	05/09/2018	SC FUELS	Inv# 2196069		(\$44.09)		
86184	05/09/2018	SC FUELS	Inv# 2196069	BPO UNLEADED FUEL FOR VEHICLES	\$315.70		
86184	05/09/2018	SC FUELS	Inv# 2196069	BPO UNLEADED FUEL FOR VEHICLES	\$1,088.77		
86184	05/09/2018	SC FUELS	Inv# 2196069	BPO UNLEADED FUEL FOR VEHICLES	\$690.43		
86184	05/09/2018	SC FUELS	Inv# 2196069	BPO UNLEADED FUEL FOR VEHICLES	\$528.62		
86184	05/09/2018	SC FUELS	Inv# 2196069	BPO UNLEADED FUEL FOR VEHICLES	\$1,304.04		
86184	05/09/2018	SC FUELS	Inv# 2196069	BPO UNLEADED FUEL FOR VEHICLES	\$224.98		
86184	05/09/2018	SC FUELS	Inv# 2196069	BPO UNLEADED FUEL FOR VEHICLES	\$120.96		
86184	05/09/2018	SC FUELS	Inv# 2196069	BPO UNLEADED FUEL FOR VEHICLES	\$41.27		
86184	05/09/2018	SC FUELS	Inv# 2196069	BPO UNLEADED FUEL FOR VEHICLES	\$94.20		
<b>Total for Check:</b>		86184				\$4,364.88	\$88,148.17
86186	05/09/2018	SOUTHERN CALIFORNIA EDISON CO.	Inv# 3-015-7214-86MAY18	04/01-05/01/18	\$3,900.00		
86186	05/09/2018	SOUTHERN CALIFORNIA EDISON CO.	Inv# 3-013-4094-34MAY18	04/05-05/04/18KWH12,661	\$1,442.07		
86186	05/09/2018	SOUTHERN CALIFORNIA EDISON CO.	Inv# 3-029-4040-48MAY18	03/29-04/30/18KWH244	\$65.51		
86186	05/09/2018	SOUTHERN CALIFORNIA EDISON CO.	Inv# 3-029-4040-50MAY18	03/29-04/30/18KWH225	\$60.68		
86186	05/09/2018	SOUTHERN CALIFORNIA EDISON CO.	Inv# 3-033-1467-28MAY18	04/03-05/02/18KWH2965	\$658.40		
86186	05/09/2018	SOUTHERN CALIFORNIA EDISON CO.	Inv# 3-047-1053-09MAY18	04/05-05/04/18KWH24,069	\$2,135.09		
86186	05/09/2018	SOUTHERN CALIFORNIA EDISON CO.	Inv# 3-024-0896-29APR18	04/01-05/01/18APR18	\$9,486.85		
86186	05/09/2018	SOUTHERN CALIFORNIA EDISON CO.	Inv# 3-018-4099-58MAY18	04/05-05/04/18KWH334	\$70.48		
86186	05/09/2018	SOUTHERN CALIFORNIA EDISON CO.	Inv# 3-012-1700-45MAY18	04/03-05/02/18KWH220	\$54.43		
86186	05/09/2018	SOUTHERN CALIFORNIA EDISON CO.	Inv# 3-000-2056-42MAY18	03/29-04/30/18KWH11086	\$2,658.76		
86186	05/09/2018	SOUTHERN CALIFORNIA EDISON CO.	Inv# 3-001-3969-92MAY18	03/05-04/04/18KWH53	\$31.67		

# Orange County Water District

## Cash Disbursements

Begin Date: 03/29/2018

End Date: 05/30/2018

Page 87

### Accounts Payable Cash Disbursements Presented for Board Ratification and/or Approval

Check No.	Date	Vendor Name	Invoice #	Purpose	Invoice Amount	Check Amount	FYTD
86186	05/09/2018	SOUTHERN CALIFORNIA EDISON CO.	Inv# 3-001-3969-93MAY18	03/29-04/30/18KWHO	\$27.71		
86186	05/09/2018	SOUTHERN CALIFORNIA EDISON CO.	Inv# 3-001-3969-94MAY18	03/29-04/30/18KWH4060	\$1,887.40		
86186	05/09/2018	SOUTHERN CALIFORNIA EDISON CO.	Inv# 3-003-7100-85MAY18	04/04-05/03/18KWH25,880	\$33,242.47		
86186	05/09/2018	SOUTHERN CALIFORNIA EDISON CO.	Inv# 3-005-6085-64MAY18	03/29-04/30/18KWH89	\$38.34		
<b>Total for Check: 86186</b>						<b>\$55,759.86</b>	<b>\$7,289,842.54</b>
86187	05/09/2018	SPARKLETTS	Inv# 4076005 041518A	BPO BOTTLED WATER	\$27.70		
86187	05/09/2018	SPARKLETTS	Inv# 6144555 042018	BPO BOTTLED WATER	\$10.00		
86187	05/09/2018	SPARKLETTS	Inv# 4076005 041518B	CWEF 2018 - CUPS & WATER	\$334.92		
86187	05/09/2018	SPARKLETTS	Inv# 4076005 041518A	BPO BOTTLED WATER	\$267.22		
86187	05/09/2018	SPARKLETTS	Inv# 4076005 041518A	BPO BOTTLED WATER	\$137.57		
86187	05/09/2018	SPARKLETTS	Inv# 4076005 041518B	CWEF 2018 - CUPS & WATER	\$163.80		
<b>Total for Check: 86187</b>						<b>\$941.21</b>	<b>\$5,713.38</b>
86188	05/09/2018	STAPLES	Inv# 3375084356	LABORATORY SUPPLIES	\$153.10		
86188	05/09/2018	STAPLES	Inv# 3374777833	OFFICE SUPPLIES	\$14.13		
86188	05/09/2018	STAPLES	Inv# 3374777833	OFFICE SUPPLIES	\$76.23		
86188	05/09/2018	STAPLES	Inv# 3375084352	OFFICE SUPPLIES	\$5.99		
86188	05/09/2018	STAPLES	Inv# 3375084352	OFFICE SUPPLIES	\$6.22		
86188	05/09/2018	STAPLES	Inv# 3375084352	OFFICE SUPPLIES	\$103.07		
86188	05/09/2018	STAPLES	Inv# 3375084352	OFFICE SUPPLIES	\$239.23		
86188	05/09/2018	STAPLES	Inv# 3375084352	OFFICE SUPPLIES	\$247.69		
<b>Total for Check: 86188</b>						<b>\$845.66</b>	<b>\$50,112.73</b>
86189	05/09/2018	Sheldon, Stephen R.	Inv# MARCH 2018 TRAVEL	Mar18 OCWD Various Meetings	\$71.94		
<b>Total for Check: 86189</b>						<b>\$71.94</b>	<b>\$1,006.14</b>
86190	05/09/2018	TESTAMERICA	Inv# 44278990	BPO FOR WATER QUALITY ANALYSES	\$482.50		
<b>Total for Check: 86190</b>						<b>\$482.50</b>	<b>\$47,872.00</b>
86191	05/09/2018	Tan, Lo	Inv# 4/12/18 TRAVEL	4/12 L.A. Member Agencies Wate	\$41.97		
86191	05/09/2018	Tan, Lo	Inv# 4/26/18 TRAVEL	4/26 Riverside SAWPA Project	\$34.34		
<b>Total for Check: 86191</b>						<b>\$76.31</b>	<b>\$1,050.16</b>
86192	05/09/2018	U.S. HEALTHWORKS	Inv# 3306407-CA	BPO MEDICAL SERVICES	\$35.00		
<b>Total for Check: 86192</b>						<b>\$35.00</b>	<b>\$4,165.00</b>

# Orange County Water District

## Cash Disbursements

Begin Date: 03/29/2018

End Date: 05/30/2018

Page 88

### Accounts Payable Cash Disbursements Presented for Board Ratification and/or Approval

Check No.	Date	Vendor Name	Invoice #	Purpose	Invoice Amount	Check Amount	FYTD
86193	05/09/2018	U.S. TELEPACIFIC CORP	Inv# 1021806-16-0	Internet Services	\$549.96		
86193	05/09/2018	U.S. TELEPACIFIC CORP	Inv# 1021806-16-0	Internet Services	\$1,204.89		
<b>Total for Check:</b>		86193				\$1,754.85	\$19,351.77
86194	05/09/2018	UCT LLC	Inv# IN71223	LABORATORY SUPPLIES	\$304.56		
<b>Total for Check:</b>		86194				\$304.56	\$16,239.96
86195	05/09/2018	ULTRA SCIENTIFIC INC.	Inv# 410197	LABORATORY SUPPLIES	\$64.00		
<b>Total for Check:</b>		86195				\$64.00	\$10,195.71
86196	05/09/2018	UNITED PARCEL SERVICE INC	Inv# 0000X81601158	Package Delivery	\$54.23		
<b>Total for Check:</b>		86196				\$54.23	\$2,598.55
86197	05/09/2018	UNIVAR USA	Inv# LA636034	5/1 sulfuric acid 24.11 tons	\$3,230.74		
86197	05/09/2018	UNIVAR USA	Inv# LA636034	Discount	(\$64.61)		
86197	05/09/2018	UNIVAR USA	Inv# LA635686	Discount	(\$65.74)		
86197	05/09/2018	UNIVAR USA	Inv# LA635686	5/2 sulfuric acid 24.53 tons	\$3,287.02		
86197	05/09/2018	UNIVAR USA	Inv# LA635685	Discount	(\$65.26)		
86197	05/09/2018	UNIVAR USA	Inv# LA635685	5/12 sulfuric acid 24.35 tons	\$3,262.90		
<b>Total for Check:</b>		86197				\$9,585.05	\$295,475.45
86198	05/09/2018	US POSTAL SERVICE	Inv# BOX#20845 2018-19	POBox20845 06/1/18-05/31/19	\$1,210.00		
<b>Total for Check:</b>		86198				\$1,210.00	\$2,400.00
86199	05/09/2018	UTILIQUEST LLC	Inv# 260923-Q 9908	4/1-7 screen/mark pipes	\$67.67		
86199	05/09/2018	UTILIQUEST LLC	Inv# 260923-Q 9911	4/1-7 screen/mark pipes	\$946.49		
86199	05/09/2018	UTILIQUEST LLC	Inv# 260923-Q 9922	4/1-7 screen/mark pipes	\$552.11		
86199	05/09/2018	UTILIQUEST LLC	Inv# 260923-Q 9932	4/1-7 screen/mark pipes	\$11.20		
<b>Total for Check:</b>		86199				\$1,577.47	\$82,782.56
86201	05/09/2018	VWR INTERNATIONAL, INC.	Inv# 8082206054	SUPPLIES	\$113.47		
86201	05/09/2018	VWR INTERNATIONAL, INC.	Inv# 8082206054	Discount	(\$6.81)		
86201	05/09/2018	VWR INTERNATIONAL, INC.	Inv# 8082206055	Discount	(\$8.57)		
86201	05/09/2018	VWR INTERNATIONAL, INC.	Inv# 8082206055	INVENTORY RE-ORDER	\$52.67		
86201	05/09/2018	VWR INTERNATIONAL, INC.	Inv# 8082201791	Discount	(\$0.41)		
86201	05/09/2018	VWR INTERNATIONAL, INC.	Inv# 8082201791	SUPPLIES	\$41.12		
86201	05/09/2018	VWR INTERNATIONAL, INC.	Inv# 8082206055	INVENTORY RE-ORDER	\$804.75		
86201	05/09/2018	VWR INTERNATIONAL, INC.	Inv# 8082206054	Freight	\$2.81		
86201	05/09/2018	VWR INTERNATIONAL, INC.	Inv# 8082206054	SUPPLIES	\$40.14		

# Orange County Water District

## Cash Disbursements

Begin Date: 03/29/2018

End Date: 05/30/2018

Page 89

### Accounts Payable Cash Disbursements Presented for Board Ratification and/or Approval

Check No.	Date	Vendor Name	Invoice #	Purpose	Invoice Amount	Check Amount	FYTD
86201	05/09/2018	VWR INTERNATIONAL, INC.	Inv# 8082206054	SUPPLIES	\$84.32		
86201	05/09/2018	VWR INTERNATIONAL, INC.	Inv# 8082206054	SUPPLIES	\$84.32		
86201	05/09/2018	VWR INTERNATIONAL, INC.	Inv# 8082206054	SUPPLIES	\$93.20		
86201	05/09/2018	VWR INTERNATIONAL, INC.	Inv# 8082206054	SUPPLIES	\$262.99		
<b>Total for Check: 86201</b>						\$1,564.00	\$132,890.03
86202	05/10/2018	RAINBOW ENVIRONMENTAL SERVICES	Inv# 0605-000486230	BPO TRASH SERVICE	\$4,084.42		
<b>Total for Check: 86202</b>						\$4,084.42	\$44,194.38
86203	05/14/2018	SOUTHERN CALIFORNIA EDISON CO.	Inv# 3-017-7474-01APRIL18	3/15-4/16/18 KWH39	\$31.29		
86203	05/14/2018	SOUTHERN CALIFORNIA EDISON CO.	Inv# 3-017-9360-14APRIL18	3/16-4/17/18 KWH 66	\$35.11		
86203	05/14/2018	SOUTHERN CALIFORNIA EDISON CO.	Inv# 3-027-0770-76 APRIL18	3/19-4/18/18 KHW 2,610	\$321.38		
<b>Total for Check: 86203</b>						\$387.78	\$7,289,842.54
86204	05/16/2018	ACT ENVIRO	Inv# 182177	Mar18 WASTE DISPOSAL	\$3,189.25		
<b>Total for Check: 86204</b>						\$3,189.25	\$17,976.71
86205	05/16/2018	AIR RESOURCES BOARD - APB/PERP	Inv# P-41212-0718	portable equipment renewal	\$977.50		
<b>Total for Check: 86205</b>						\$977.50	\$1,547.50
86206	05/16/2018	ALLEN TIRE COMPANY	Inv# 23-3897	RO: T-89 TRUCK NEEDS TIRES	\$13.05		
86206	05/16/2018	ALLEN TIRE COMPANY	Inv# 23-3897	RO: T-89 TRUCK NEEDS TIRES	\$10.50		
86206	05/16/2018	ALLEN TIRE COMPANY	Inv# 23-3897	RO: T-89 TRUCK NEEDS TIRES	\$17.94		
86206	05/16/2018	ALLEN TIRE COMPANY	Inv# 23-3897	RO: T-89 TRUCK NEEDS TIRES	\$90.00		
86206	05/16/2018	ALLEN TIRE COMPANY	Inv# 23-3897	RO: T-89 TRUCK NEEDS TIRES	\$1,036.63		
<b>Total for Check: 86206</b>						\$1,168.12	\$7,440.79
86207	05/16/2018	AMERICAN WATER CHEMICAL, INC	Inv# 05-18281/01	4/18 antiscalant 40660 lbs	\$32,121.40		
<b>Total for Check: 86207</b>						\$32,121.40	\$1,434,514.85
86208	05/16/2018	ANAHEIM, CITY OF	Inv# 0134145000MAY18	4/10/18-5/9/18 KWH 160	\$45.33		
86208	05/16/2018	ANAHEIM, CITY OF	Inv# 0134965000MAY18	4/9/18-5/9/18 KWH 250	\$62.87		
86208	05/16/2018	ANAHEIM, CITY OF	Inv# 0127704000MAY18	04/10/18-05/09/18 KWH 2080	\$408.28		
86208	05/16/2018	ANAHEIM, CITY OF	Inv# 0127603000MAY18	4/9/18-5/9/18 KWH 0	\$48.35		
86208	05/16/2018	ANAHEIM, CITY OF	Inv# 0127602300MAY18	4/9/18-5/9/18 HCF 66	\$241.46		
86208	05/16/2018	ANAHEIM, CITY OF	Inv# 0127464300MAY18	4/9/18-5/9/18 HCF 5	\$38.06		

# Orange County Water District

## Cash Disbursements

Begin Date: 03/29/2018

End Date: 05/30/2018

Page 90

### Accounts Payable Cash Disbursements Presented for Board Ratification and/or Approval

Check No.	Date	Vendor Name	Invoice #	Purpose	Invoice Amount	Check Amount	FYTD
		<b>Total for Check:</b>	86208			\$844.35	\$214,297.57
86209	05/16/2018	AQUILOGIC, INC.	Inv# 002-04-36	(SBGPP NCP) 2/24-3/30 SBGPP NCP data mgmt	\$1,530.12		
		<b>Total for Check:</b>	86209			\$1,530.12	\$35,288.54
86210	05/16/2018	AT & T	Inv# 714 630-3232 447	1MAY18	\$253.02		
		<b>Total for Check:</b>	86210			\$253.02	\$30,122.52
86211	05/16/2018	AT & T	Inv# 339 259-6949 390	6MAY18 05/07/18 - 06/06/18	\$69.48		
		<b>Total for Check:</b>	86211			\$69.48	\$30,122.52
86212	05/16/2018	AT & T	Inv# 335 253-2206 042	4MAY18 05/07/18 - 06/06/18	\$86.10		
		<b>Total for Check:</b>	86212			\$86.10	\$30,122.52
86213	05/16/2018	AT & T	Inv# 714 630-4323 663	1MAY18	\$1,653.29		
		<b>Total for Check:</b>	86213			\$1,653.29	\$30,122.52
86214	05/16/2018	ATLAS COPCO COMPRESSORS, LLC	Inv# 66625	INVENTORY RE-ORDER	\$208.55		
86214	05/16/2018	ATLAS COPCO COMPRESSORS, LLC	Inv# 66625	freight	\$10.51		
		<b>Total for Check:</b>	86214			\$219.06	\$11,914.02
86215	05/16/2018	BEARCOM	Inv# 4686261	ACCESSORY COVER	\$146.33		
86215	05/16/2018	BEARCOM	Inv# 4686261	freight	\$17.25		
		<b>Total for Check:</b>	86215			\$163.58	\$9,252.62
86216	05/16/2018	BEE BUSTERS	Inv# 110400	BEE REMOVAL	\$150.00		
		<b>Total for Check:</b>	86216			\$150.00	\$450.00
86217	05/16/2018	BELL PIPE & SUPPLY	Inv# S2457226.001	Discount	(\$37.92)		
86217	05/16/2018	BELL PIPE & SUPPLY	Inv# S2457226.001	INVENTORY RE-ORDER	\$36.12		
86217	05/16/2018	BELL PIPE & SUPPLY	Inv# S2457226.001	INVENTORY RE-ORDER	\$248.44		
86217	05/16/2018	BELL PIPE & SUPPLY	Inv# S2457226.001	INVENTORY RE-ORDER	\$1,611.44		
		<b>Total for Check:</b>	86217			\$1,858.08	\$4,536.88
86218	05/16/2018	BRENNTAG PACIFIC INC.	Inv# BPI836450	Discount	(\$777.78)		
86218	05/16/2018	BRENNTAG PACIFIC INC.	Inv# BPI836450	RO CLEANING CHEMICALS	\$38,889.00		
86218	05/16/2018	BRENNTAG PACIFIC INC.	Inv# BPI836449	Discount	(\$147.21)		
86218	05/16/2018	BRENNTAG PACIFIC INC.	Inv# BPI836449	RO CLEANING CHEMICALS	\$7,360.20		
86218	05/16/2018	BRENNTAG PACIFIC INC.	Inv# BPI836018	5/4 h.peroxide 29700 lbs	\$6,459.75		
86218	05/16/2018	BRENNTAG PACIFIC INC.	Inv# BPI836018	Discount	(\$193.79)		

# Orange County Water District

## Cash Disbursements

Begin Date: 03/29/2018

End Date: 05/30/2018

Page 91

### Accounts Payable Cash Disbursements Presented for Board Ratification and/or Approval

Check No.	Date	Vendor Name	Invoice #	Purpose	Invoice Amount	Check Amount	FYTD
<b>Total for Check:</b>		86218				\$51,590.17	\$957,215.40
86219	05/16/2018	BUSH & ASSOCIATES INC.	Inv# APRIL 16, 2018 WO#35	2/28-3/21 wo#35 Shipley Nature	\$3,520.00		
86219	05/16/2018	BUSH & ASSOCIATES INC.	Inv# APRIL 16, 2018 WO#30A	3/28 wo#30A BS13X settlem't mo	\$1,676.00		
86219	05/16/2018	BUSH & ASSOCIATES INC.	Inv# APRIL 16, 2018	3/12-20 MBI surveying	\$3,976.00		
<b>Total for Check:</b>		86219				\$9,172.00	\$53,727.00
86220	05/16/2018	CALGON CARBON CORPORATION	Inv# 90058355	ISSUE BPO FOR CARBON TRANSPORT	\$484.06		
<b>Total for Check:</b>		86220				\$484.06	\$26,565.32
86221	05/16/2018	CARL MARKHAM SIGNS	Inv# 18-250	NAME PLATES	\$18.86		
86221	05/16/2018	CARL MARKHAM SIGNS	Inv# 18-250	NAME PLATES	\$18.85		
86221	05/16/2018	CARL MARKHAM SIGNS	Inv# 18-250	freight	\$10.00		
<b>Total for Check:</b>		86221				\$47.71	\$2,361.71
86222	05/16/2018	COAST COMPRESSOR COMPANY	Inv# 180474	Atlas Copco inspection and rep	\$240.00		
<b>Total for Check:</b>		86222				\$240.00	\$5,710.68
86223	05/16/2018	CONNOR, FLETCHER & HEDENKAMP LLC	Inv# 13711	SABIC Mar18 legal/Sabic	\$26,542.00		
86223	05/16/2018	CONNOR, FLETCHER & HEDENKAMP LLC	Inv# 13710	NORTHROP Mar18 legal/Northrop	\$4,775.00		
<b>Total for Check:</b>		86223				\$31,317.00	\$419,816.47
86224	05/16/2018	DEVAUL PAINT COMPANY	Inv# 82986	BPO PAINT & SUPPLIES	\$164.76		
86224	05/16/2018	DEVAUL PAINT COMPANY	Inv# 82986	BPO PAINT & SUPPLIES	\$145.78		
86224	05/16/2018	DEVAUL PAINT COMPANY	Inv# 83040	BPO PAINT & SUPPLIES	\$36.90		
86224	05/16/2018	DEVAUL PAINT COMPANY	Inv# 83040	Discount	(\$0.69)		
<b>Total for Check:</b>		86224				\$346.75	\$1,798.41
86225	05/16/2018	DUNN EDWARDS	Inv# 2158144637	BPO PAINT & SUPPLIES	\$94.46		
<b>Total for Check:</b>		86225				\$94.46	\$114.64
86226	05/16/2018	ELECTRICAL RELIABILITY SERVICES, INC.	Inv# 51020078	final-maintenance testing	\$17,150.00		
<b>Total for Check:</b>		86226				\$17,150.00	\$34,640.08
86232	05/16/2018	ENVIRONMENTAL RESOURCE ASSOC.	Inv# 863065	SAMPLE ANALYSIS	\$79.28		
86232	05/16/2018	ENVIRONMENTAL RESOURCE ASSOC.	Inv# 863065	SAMPLE ANALYSIS	\$79.28		

# Orange County Water District

## Cash Disbursements

Begin Date: 03/29/2018

End Date: 05/30/2018

Page 92

### Accounts Payable Cash Disbursements Presented for Board Ratification and/or Approval

Check No.	Date	Vendor Name	Invoice #	Purpose	Invoice Amount	Check Amount	FYTD
86232	05/16/2018	ENVIRONMENTAL RESOURCE ASSOC.	Inv# 863065	SAMPLE ANALYSIS	\$79.28		
86232	05/16/2018	ENVIRONMENTAL RESOURCE ASSOC.	Inv# 863065	SAMPLE ANALYSIS	\$79.28		
86232	05/16/2018	ENVIRONMENTAL RESOURCE ASSOC.	Inv# 863065	SAMPLE ANALYSIS	\$77.32		
86232	05/16/2018	ENVIRONMENTAL RESOURCE ASSOC.	Inv# 863065	SAMPLE ANALYSIS	\$77.32		
86232	05/16/2018	ENVIRONMENTAL RESOURCE ASSOC.	Inv# 863065	SAMPLE ANALYSIS	\$83.19		
86232	05/16/2018	ENVIRONMENTAL RESOURCE ASSOC.	Inv# 863065	SAMPLE ANALYSIS	\$77.32		
86232	05/16/2018	ENVIRONMENTAL RESOURCE ASSOC.	Inv# 863065	SAMPLE ANALYSIS	\$77.32		
86232	05/16/2018	ENVIRONMENTAL RESOURCE ASSOC.	Inv# 863065	SAMPLE ANALYSIS	\$77.32		
86232	05/16/2018	ENVIRONMENTAL RESOURCE ASSOC.	Inv# 863065	SAMPLE ANALYSIS	\$79.28		
86232	05/16/2018	ENVIRONMENTAL RESOURCE ASSOC.	Inv# 863065	SAMPLE ANALYSIS	\$81.24		
86232	05/16/2018	ENVIRONMENTAL RESOURCE ASSOC.	Inv# 863065	SAMPLE ANALYSIS	\$82.21		
86232	05/16/2018	ENVIRONMENTAL RESOURCE ASSOC.	Inv# 863065	SAMPLE ANALYSIS	\$75.36		
86232	05/16/2018	ENVIRONMENTAL RESOURCE ASSOC.	Inv# 863065	SAMPLE ANALYSIS	\$84.17		
86232	05/16/2018	ENVIRONMENTAL RESOURCE ASSOC.	Inv# 863065	SAMPLE ANALYSIS	\$87.11		
86232	05/16/2018	ENVIRONMENTAL RESOURCE ASSOC.	Inv# 863065	SAMPLE ANALYSIS	\$87.75		
86232	05/16/2018	ENVIRONMENTAL RESOURCE ASSOC.	Inv# 864544		\$10.87		
86232	05/16/2018	ENVIRONMENTAL RESOURCE ASSOC.	Inv# 863065	SAMPLE ANALYSIS	\$88.09		
86232	05/16/2018	ENVIRONMENTAL RESOURCE ASSOC.	Inv# 863065	SAMPLE ANALYSIS	\$211.41		
86232	05/16/2018	ENVIRONMENTAL RESOURCE ASSOC.	Inv# 863065	SAMPLE ANALYSIS	\$81.24		



# Orange County Water District

## Cash Disbursements

Begin Date: 03/29/2018

End Date: 05/30/2018

Page 93

### Accounts Payable Cash Disbursements Presented for Board Ratification and/or Approval

Check No.	Date	Vendor Name	Invoice #	Purpose	Invoice Amount	Check Amount	FYTD
86232	05/16/2018	ENVIRONMENTAL RESOURCE ASSOC.	Inv# 863065	SAMPLE ANALYSIS	\$104.73		
86232	05/16/2018	ENVIRONMENTAL RESOURCE ASSOC.	Inv# 863065	SAMPLE ANALYSIS	\$127.24		
86232	05/16/2018	ENVIRONMENTAL RESOURCE ASSOC.	Inv# 863065	SAMPLE ANALYSIS	\$127.24		
86232	05/16/2018	ENVIRONMENTAL RESOURCE ASSOC.	Inv# 863065	SAMPLE ANALYSIS	\$125.28		
86232	05/16/2018	ENVIRONMENTAL RESOURCE ASSOC.	Inv# 863065	SAMPLE ANALYSIS	\$113.53		
86232	05/16/2018	ENVIRONMENTAL RESOURCE ASSOC.	Inv# 863065	SAMPLE ANALYSIS	\$113.53		
86232	05/16/2018	ENVIRONMENTAL RESOURCE ASSOC.	Inv# 863065	SAMPLE ANALYSIS	\$110.60		
86232	05/16/2018	ENVIRONMENTAL RESOURCE ASSOC.	Inv# 863065	SAMPLE ANALYSIS	\$128.22		
86232	05/16/2018	ENVIRONMENTAL RESOURCE ASSOC.	Inv# 863065	SAMPLE ANALYSIS	\$90.04		
86232	05/16/2018	ENVIRONMENTAL RESOURCE ASSOC.	Inv# 863065	SAMPLE ANALYSIS	\$106.68		
86232	05/16/2018	ENVIRONMENTAL RESOURCE ASSOC.	Inv# 863065	SAMPLE ANALYSIS	\$93.96		
86232	05/16/2018	ENVIRONMENTAL RESOURCE ASSOC.	Inv# 863065	SAMPLE ANALYSIS	\$91.02		
86232	05/16/2018	ENVIRONMENTAL RESOURCE ASSOC.	Inv# 863065	SAMPLE ANALYSIS	\$150.73		
86232	05/16/2018	ENVIRONMENTAL RESOURCE ASSOC.	Inv# 863065	SAMPLE ANALYSIS	\$325.92		
86232	05/16/2018	ENVIRONMENTAL RESOURCE ASSOC.	Inv# 863065	SAMPLE ANALYSIS	\$215.32		
86232	05/16/2018	ENVIRONMENTAL RESOURCE ASSOC.	Inv# 863065	SAMPLE ANALYSIS	\$211.41		
86232	05/16/2018	ENVIRONMENTAL RESOURCE ASSOC.	Inv# 863065	SAMPLE ANALYSIS	\$75.36		
86232	05/16/2018	ENVIRONMENTAL RESOURCE ASSOC.	Inv# 863065	SAMPLE ANALYSIS	\$108.64		
86232	05/16/2018	ENVIRONMENTAL RESOURCE ASSOC.	Inv# 864544	SAMPLE ANALYSIS	\$211.41		

# Orange County Water District

## Cash Disbursements

Begin Date: 03/29/2018

End Date: 05/30/2018

Page 94

### Accounts Payable Cash Disbursements Presented for Board Ratification and/or Approval

Check No.	Date	Vendor Name	Invoice #	Purpose	Invoice Amount	Check Amount	FYTD
86232	05/16/2018	ENVIRONMENTAL RESOURCE ASSOC.	Inv# 863065	SAMPLE ANALYSIS	\$63.62		
86232	05/16/2018	ENVIRONMENTAL RESOURCE ASSOC.	Inv# 863065	SAMPLE ANALYSIS	\$54.81		
86232	05/16/2018	ENVIRONMENTAL RESOURCE ASSOC.	Inv# 863065	SAMPLE ANALYSIS	\$52.85		
86232	05/16/2018	ENVIRONMENTAL RESOURCE ASSOC.	Inv# 863065	SAMPLE ANALYSIS	\$10.93		
86232	05/16/2018	ENVIRONMENTAL RESOURCE ASSOC.	Inv# 864544	SAMPLE ANALYSIS	\$221.19		
86232	05/16/2018	ENVIRONMENTAL RESOURCE ASSOC.	Inv# 864544	SAMPLE ANALYSIS	\$217.28		
86232	05/16/2018	ENVIRONMENTAL RESOURCE ASSOC.	Inv# 863065	SAMPLE ANALYSIS	\$100.81		
86232	05/16/2018	ENVIRONMENTAL RESOURCE ASSOC.	Inv# 863065	SAMPLE ANALYSIS	\$129.19		
86232	05/16/2018	ENVIRONMENTAL RESOURCE ASSOC.	Inv# 863065	SAMPLE ANALYSIS	\$66.55		
86232	05/16/2018	ENVIRONMENTAL RESOURCE ASSOC.	Inv# 864544	SAMPLE ANALYSIS	\$168.37		
86232	05/16/2018	ENVIRONMENTAL RESOURCE ASSOC.	Inv# 864544	SAMPLE ANALYSIS	\$162.47		
86232	05/16/2018	ENVIRONMENTAL RESOURCE ASSOC.	Inv# 864544		\$72.65		
86232	05/16/2018	ENVIRONMENTAL RESOURCE ASSOC.	Inv# 863065	SAMPLE ANALYSIS	\$146.81		
86232	05/16/2018	ENVIRONMENTAL RESOURCE ASSOC.	Inv# 863065	SAMPLE ANALYSIS	\$146.81		
86232	05/16/2018	ENVIRONMENTAL RESOURCE ASSOC.	Inv# 863065	SAMPLE ANALYSIS	\$133.14		
86232	05/16/2018	ENVIRONMENTAL RESOURCE ASSOC.	Inv# 863065	SAMPLE ANALYSIS	\$130.17		
86232	05/16/2018	ENVIRONMENTAL RESOURCE ASSOC.	Inv# 863065	SAMPLE ANALYSIS	\$129.19		
86232	05/16/2018	ENVIRONMENTAL RESOURCE ASSOC.	Inv# 864544	SAMPLE ANALYSIS	\$211.41		
<b>Total for Check: 86232</b>						<b>\$6,604.75</b>	<b>\$22,251.50</b>
86233	05/16/2018	FIRELINE BROADBAND	Inv# 51186	Internet Services for Prado	\$699.00		

# Orange County Water District

## Cash Disbursements

Begin Date: 03/29/2018

End Date: 05/30/2018

Page 95

### Accounts Payable Cash Disbursements Presented for Board Ratification and/or Approval

Check No.	Date	Vendor Name	Invoice #	Purpose	Invoice Amount	Check Amount	FYTD
		<b>Total for Check:</b>	86233			\$699.00	\$7,689.00
86234	05/16/2018	FRONTIER COMMUNICATIONS	Inv# 213-002-8985MAY0718	5/07/18 - 06/06/18	\$48.31		
		<b>Total for Check:</b>	86234			\$48.31	\$37,213.89
86235	05/16/2018	FRONTIER COMMUNICATIONS	Inv# 714-274-0393MAY0718	05/07/18 - 06/06/18	\$899.09		
		<b>Total for Check:</b>	86235			\$899.09	\$37,213.89
86236	05/16/2018	FRUIT GROWERS LABORATORY INC	Inv# 802374A	RADIOACTIVITY ANALYSES	\$515.00		
86236	05/16/2018	FRUIT GROWERS LABORATORY INC	Inv# 803472A	RADIOACTIVITY ANALYSES	\$49.00		
86236	05/16/2018	FRUIT GROWERS LABORATORY INC	Inv# 803473A	RADIOACTIVITY ANALYSES	\$49.00		
		<b>Total for Check:</b>	86236			\$613.00	\$44,501.00
86237	05/16/2018	GRAINGER INC.	Inv# 9745860800	INVENTORY RE-ORDER	\$124.96		
86237	05/16/2018	GRAINGER INC.	Inv# 9748455442	supplies for maint dept	\$11.38		
86237	05/16/2018	GRAINGER INC.	Inv# 9748455442	supplies for maint dept	\$31.87		
86237	05/16/2018	GRAINGER INC.	Inv# 9748455442	supplies for maint dept	\$306.25		
86237	05/16/2018	GRAINGER INC.	Inv# 9745860800	INVENTORY RE-ORDER	\$933.95		
86237	05/16/2018	GRAINGER INC.	Inv# 9745860800	INVENTORY RE-ORDER	\$986.90		
86237	05/16/2018	GRAINGER INC.	Inv# 9743689060	BPO INDUSTRIAL SUPPLIES	\$23.36		
86237	05/16/2018	GRAINGER INC.	Inv# 9743689052	BPO INDUSTRIAL SUPPLIES	\$17.84		
86237	05/16/2018	GRAINGER INC.	Inv# 9748455442	supplies for maint dept	\$53.02		
		<b>Total for Check:</b>	86237			\$2,489.53	\$116,792.97
86238	05/16/2018	HACH COMPANY	Inv# 10921577	LABORATORY SUPPLIES	\$128.40		
		<b>Total for Check:</b>	86238			\$128.40	\$43,296.42
86239	05/16/2018	HARRINGTON INDUSTRIAL PLASTICS	Inv# 002L7271	INVENTORY RE-ORDER	\$249.82		
86239	05/16/2018	HARRINGTON INDUSTRIAL PLASTICS	Inv# 002L7271	INVENTORY RE-ORDER	\$249.82		
86239	05/16/2018	HARRINGTON INDUSTRIAL PLASTICS	Inv# 002L7271	Discount	(\$9.99)		
		<b>Total for Check:</b>	86239			\$489.65	\$28,119.71
86240	05/16/2018	HOME DEPOT, INC.	Inv# 8013526	BPO INDUSTRIAL SUPPLIES	\$98.19		
86240	05/16/2018	HOME DEPOT, INC.	Inv# 8014681	BPO INDUSTRIAL SUPPLIES	\$100.41		
86240	05/16/2018	HOME DEPOT, INC.	Inv# 8014296	BPO INDUSTRIAL SUPPLIES	\$132.81		

# Orange County Water District

## Cash Disbursements

Begin Date: 03/29/2018

End Date: 05/30/2018

Page 96

### Accounts Payable Cash Disbursements Presented for Board Ratification and/or Approval

Check No.	Date	Vendor Name	Invoice #	Purpose	Invoice Amount	Check Amount	FYTD
86240	05/16/2018	HOME DEPOT, INC.	Inv# 2023722	BPO INDUSTRIAL SUPPLIES	\$33.51		
86240	05/16/2018	HOME DEPOT, INC.	Inv# 2340812	Refund INV#5022096	(\$106.68)		
86240	05/16/2018	HOME DEPOT, INC.	Inv# 2022404	BPO INDUSTRIAL SUPPLIES	\$161.58		
86240	05/16/2018	HOME DEPOT, INC.	Inv# 5022096	BPO INDUSTRIAL SUPPLIES	\$214.65		
<b>Total for Check:</b>		86240				\$634.47	\$19,885.00
86244	05/16/2018	IRVINE PIPE & SUPPLY	Inv# 881292	MF East Air Hose Install	\$81.73		
86244	05/16/2018	IRVINE PIPE & SUPPLY	Inv# 881292	MF East Air Hose Install	\$44.82		
86244	05/16/2018	IRVINE PIPE & SUPPLY	Inv# 881292	MF East Air Hose Install	\$33.29		
86244	05/16/2018	IRVINE PIPE & SUPPLY	Inv# 881292	MF East Air Hose Install	\$33.19		
86244	05/16/2018	IRVINE PIPE & SUPPLY	Inv# 881292	MF East Air Hose Install	\$30.81		
86244	05/16/2018	IRVINE PIPE & SUPPLY	Inv# 881292	MF East Air Hose Install	\$29.63		
86244	05/16/2018	IRVINE PIPE & SUPPLY	Inv# 881292	MF East Air Hose Install	\$96.76		
86244	05/16/2018	IRVINE PIPE & SUPPLY	Inv# 881292	MF East Air Hose Install	\$16.27		
86244	05/16/2018	IRVINE PIPE & SUPPLY	Inv# 881292	MF East Air Hose Install	\$26.03		
86244	05/16/2018	IRVINE PIPE & SUPPLY	Inv# 881292	MF East Air Hose Install	\$15.84		
86244	05/16/2018	IRVINE PIPE & SUPPLY	Inv# 881292	IPS Delivery	\$5.95		
86244	05/16/2018	IRVINE PIPE & SUPPLY	Inv# 881292	MF East Air Hose Install	\$2.37		
86244	05/16/2018	IRVINE PIPE & SUPPLY	Inv# 881292	MF East Air Hose Install	\$1.98		
86244	05/16/2018	IRVINE PIPE & SUPPLY	Inv# 881292	Discount	(\$15.42)		
86244	05/16/2018	IRVINE PIPE & SUPPLY	Inv# 881292	MF East Air Hose Install	\$21.83		
86244	05/16/2018	IRVINE PIPE & SUPPLY	Inv# 880978	IPS Delivery	\$5.95		
86244	05/16/2018	IRVINE PIPE & SUPPLY	Inv# 881292	MF East Air Hose Install	\$19.72		
86244	05/16/2018	IRVINE PIPE & SUPPLY	Inv# 878300	SPEARS 2 inch 2000 True Union	\$1,066.62		
86244	05/16/2018	IRVINE PIPE & SUPPLY	Inv# 878300		\$37.71		
86244	05/16/2018	IRVINE PIPE & SUPPLY	Inv# 878300	Discount	(\$22.09)		
86244	05/16/2018	IRVINE PIPE & SUPPLY	Inv# 880898	BPO PIPE & SUPPLIES	\$151.28		
86244	05/16/2018	IRVINE PIPE & SUPPLY	Inv# 880898	IPS Delivery	\$5.95		
86244	05/16/2018	IRVINE PIPE & SUPPLY	Inv# 881292	MF East Air Hose Install	\$98.80		
86244	05/16/2018	IRVINE PIPE & SUPPLY	Inv# 880978	BPO PIPE & SUPPLIES	\$75.64		
86244	05/16/2018	IRVINE PIPE & SUPPLY	Inv# 880978	Discount	(\$1.63)		
86244	05/16/2018	IRVINE PIPE & SUPPLY	Inv# 881093	BPO PIPE & SUPPLIES	\$124.69		
86244	05/16/2018	IRVINE PIPE & SUPPLY	Inv# 881093	Discount	(\$2.49)		

# Orange County Water District

## Cash Disbursements

Begin Date: 03/29/2018

End Date: 05/30/2018

Page 97

### Accounts Payable Cash Disbursements Presented for Board Ratification and/or Approval

Check No.	Date	Vendor Name	Invoice #	Purpose	Invoice Amount	Check Amount	FYTD
86244	05/16/2018	IRVINE PIPE & SUPPLY	Inv# 881189	BPO PIPE & SUPPLIES	\$184.90		
86244	05/16/2018	IRVINE PIPE & SUPPLY	Inv# 881189	Discount	(\$3.70)		
86244	05/16/2018	IRVINE PIPE & SUPPLY	Inv# 881292	MF East Air Hose Install	\$212.05		
86244	05/16/2018	IRVINE PIPE & SUPPLY	Inv# 880898	Discount	(\$3.14)		
		<b>Total for Check:</b>	86244			\$2,375.34	\$73,252.89
86245	05/16/2018	JOE A. GONSALVES AND SON	Inv# 156514	May18 legis.support/SACTO	\$7,500.00		
		<b>Total for Check:</b>	86245			\$7,500.00	\$90,000.00
86246	05/16/2018	KELLY SERVICES	Inv# 18025180	TempLabor1038	\$1,650.00		
		<b>Total for Check:</b>	86246			\$1,650.00	\$47,935.80
86247	05/16/2018	Kathryn Demesa	Inv# REIMBDIRDEPOSIT PR#10	BankAcctClosed	\$1,000.08		
		<b>Total for Check:</b>	86247			\$1,000.08	\$1,105.01
86248	05/16/2018	LHOIST NORTH AMERICA	Inv# 1180210854	4/15 lime 23.53 tons	\$5,153.07		
86248	05/16/2018	LHOIST NORTH AMERICA	Inv# 1180211121	4/17 lime 23.84 tons	\$5,220.96		
		<b>Total for Check:</b>	86248			\$10,374.03	\$758,679.53
86249	05/16/2018	LONG BEACH WATER DEPARTMENT	Inv# 43838	Mar18 Alamitos 44.60af@\$1,020	\$51,290.00		
		<b>Total for Check:</b>	86249			\$51,290.00	\$972,192.58
86250	05/16/2018	M&M PAPER CO.	Inv# IN4969	INVENTORY RE-ORDER	\$1,538.81		
86250	05/16/2018	M&M PAPER CO.	Inv# IN4969	Shipping	\$75.00		
		<b>Total for Check:</b>	86250			\$1,613.81	\$2,444.62
86251	05/16/2018	MAGNOLIA BIRD FARMS	Inv# 22823	BPO BIRD SEEDS AND SUPPLIES	\$19.57		
86251	05/16/2018	MAGNOLIA BIRD FARMS	Inv# 22843	BPO BIRD SEEDS AND SUPPLIES	\$44.59		
		<b>Total for Check:</b>	86251			\$64.16	\$1,555.68
86252	05/16/2018	MCFADDEN-DALE HARDWARE CO.	Inv# 327644/5	Discount	(\$2.79)		
86252	05/16/2018	MCFADDEN-DALE HARDWARE CO.	Inv# 327813/5	BPO INDUSTRIAL SUPPLIES	\$93.30		
86252	05/16/2018	MCFADDEN-DALE HARDWARE CO.	Inv# 327813/5	Discount	(\$2.60)		
86252	05/16/2018	MCFADDEN-DALE HARDWARE CO.	Inv# 327818/5	BPO INDUSTRIAL SUPPLIES	\$24.14		
86252	05/16/2018	MCFADDEN-DALE HARDWARE CO.	Inv# 327818/5	Discount	(\$0.67)		
86252	05/16/2018	MCFADDEN-DALE HARDWARE CO.	Inv# 327644/5	BPO INDUSTRIAL SUPPLIES	\$100.21		
		<b>Total for Check:</b>	86252			\$211.59	\$6,645.83
86255	05/16/2018	MCMaster-CARR SUPPLY COMPANY	Inv# 62398823	Shipping	\$8.01		

# Orange County Water District

## Cash Disbursements

Begin Date: 03/29/2018

End Date: 05/30/2018

Page 98

### Accounts Payable Cash Disbursements Presented for Board Ratification and/or Approval

Check No.	Date	Vendor Name	Invoice #	Purpose	Invoice Amount	Check Amount	FYTD
86255	05/16/2018	MCMaster-CARR SUPPLY COMPANY	Inv# 62992002	Discount	(\$15.12)		
86255	05/16/2018	MCMaster-CARR SUPPLY COMPANY	Inv# 62398823	BPO INDUSTRIAL SUPPLIES	\$155.48		
86255	05/16/2018	MCMaster-CARR SUPPLY COMPANY	Inv# 62737281	OPERATING SUPPLIES	\$36.99		
86255	05/16/2018	MCMaster-CARR SUPPLY COMPANY	Inv# 62398823	Discount	(\$3.11)		
86255	05/16/2018	MCMaster-CARR SUPPLY COMPANY	Inv# 62992002	MF Train C Air Lines	\$42.74		
86255	05/16/2018	MCMaster-CARR SUPPLY COMPANY	Inv# 62992002	MF Train C Air Lines	\$43.19		
86255	05/16/2018	MCMaster-CARR SUPPLY COMPANY	Inv# 62992002	MF Train C Air Lines	\$92.40		
86255	05/16/2018	MCMaster-CARR SUPPLY COMPANY	Inv# 62992002	MF Train C Air Lines	\$577.56		
86255	05/16/2018	MCMaster-CARR SUPPLY COMPANY	Inv# 62737281	Discount	(\$8.69)		
86255	05/16/2018	MCMaster-CARR SUPPLY COMPANY	Inv# 62737281	OPERATING SUPPLIES	\$12.55		
86255	05/16/2018	MCMaster-CARR SUPPLY COMPANY	Inv# 62737281	Shipping	\$18.97		
86255	05/16/2018	MCMaster-CARR SUPPLY COMPANY	Inv# 62992002	Shipping	\$22.07		
86255	05/16/2018	MCMaster-CARR SUPPLY COMPANY	Inv# 62737281	OPERATING SUPPLIES	\$84.41		
86255	05/16/2018	MCMaster-CARR SUPPLY COMPANY	Inv# 62737281	OPERATING SUPPLIES	\$284.58		
86255	05/16/2018	MCMaster-CARR SUPPLY COMPANY	Inv# 62624904	Discount	(\$16.54)		
86255	05/16/2018	MCMaster-CARR SUPPLY COMPANY	Inv# 62624904	Shipping	\$35.64		
86255	05/16/2018	MCMaster-CARR SUPPLY COMPANY	Inv# 62624904	Recharge Lead Acid Battery	\$230.77		
86255	05/16/2018	MCMaster-CARR SUPPLY COMPANY	Inv# 62624904	Recharge Lead Acid Battery	\$272.68		
86255	05/16/2018	MCMaster-CARR SUPPLY COMPANY	Inv# 62624904	Recharge Lead Acid Battery	\$323.77		

# Orange County Water District

## Cash Disbursements

Begin Date: 03/29/2018

End Date: 05/30/2018

Page 99

### Accounts Payable Cash Disbursements Presented for Board Ratification and/or Approval

Check No.	Date	Vendor Name	Invoice #	Purpose	Invoice Amount	Check Amount	FYTD
86255	05/16/2018	MCMaster-CARR SUPPLY COMPANY	Inv# 62737281	OPERATING SUPPLIES	\$15.89		
<b>Total for Check:</b>		86255				\$2,214.24	\$47,508.21
86256	05/16/2018	MENDOCINO FARMS	Inv# CM4674	BPO CATERING SERVICE	\$80.81		
86256	05/16/2018	MENDOCINO FARMS	Inv# CM4674	BPO CATERING SERVICE	\$215.50		
86256	05/16/2018	MENDOCINO FARMS	Inv# CM4674	Delivery	\$25.00		
<b>Total for Check:</b>		86256				\$321.31	\$1,694.28
86257	05/16/2018	MESA WATER DISTRICT	Inv# SALES1691	FY17 coast.pump.prog.underpump	\$94,000.00		
<b>Total for Check:</b>		86257				\$94,000.00	\$94,000.00
86258	05/16/2018	NAPA/ORANGE COUNTY AUTO PARTS	Inv# 399682	BPO AUTO PARTS & SUPPLIES	\$14.01		
86258	05/16/2018	NAPA/ORANGE COUNTY AUTO PARTS	Inv# 399682	Discount	(\$0.28)		
<b>Total for Check:</b>		86258				\$13.73	\$10,992.62
86260	05/16/2018	OLIN CHLOR ALKALI PRODUCTS	Inv# 2493135	4/16 s.hypochlorite 4900 gal	\$3,028.20		
86260	05/16/2018	OLIN CHLOR ALKALI PRODUCTS	Inv# 2495842	4/20 s.hypochlorite 5014 gal	\$3,098.65		
86260	05/16/2018	OLIN CHLOR ALKALI PRODUCTS	Inv# 2495841	4/20 s.hypochlorite 5002 gal	\$3,091.24		
86260	05/16/2018	OLIN CHLOR ALKALI PRODUCTS	Inv# 2495263	4/19 s.hypochlorite 4908 gal	\$3,033.14		
86260	05/16/2018	OLIN CHLOR ALKALI PRODUCTS	Inv# 2495262	4/19 s.hypochlorite 4942 gal	\$3,054.16		
86260	05/16/2018	OLIN CHLOR ALKALI PRODUCTS	Inv# 2495261	4/19 s.hypochlorite 4966 gal	\$3,068.99		
86260	05/16/2018	OLIN CHLOR ALKALI PRODUCTS	Inv# 2495260	4/19 s.hypochlorite 4946 gal	\$3,056.63		
86260	05/16/2018	OLIN CHLOR ALKALI PRODUCTS	Inv# 2493908	4/17 s.hypochlorite 4964 gal	\$3,067.75		
86260	05/16/2018	OLIN CHLOR ALKALI PRODUCTS	Inv# 2493906	4/17 s.hypochlorite 4984 gal	\$3,080.11		
86260	05/16/2018	OLIN CHLOR ALKALI PRODUCTS	Inv# 2495843	4/20 s.hypochlorite 4856 gal	\$3,001.01		
86260	05/16/2018	OLIN CHLOR ALKALI PRODUCTS	Inv# 2493134	4/16 s.hypochlorite 4912 gal	\$3,035.62		
86260	05/16/2018	OLIN CHLOR ALKALI PRODUCTS	Inv# 2493133	4/16 s.hypochlorite 4964 gal	\$3,067.75		
86260	05/16/2018	OLIN CHLOR ALKALI PRODUCTS	Inv# 2493132	4/16 s.hypochlorite 4958 gal	\$3,064.04		
86260	05/16/2018	OLIN CHLOR ALKALI PRODUCTS	Inv# 2493907	4/17 s.hypochlorite 4980 gal	\$3,077.64		
<b>Total for Check:</b>		86260				\$42,824.93	\$961,300.27
86261	05/16/2018	ORACLE AMERICA INC	Inv# 43931373	Renew Oracle Database SE1 Supp	\$335.04		
<b>Total for Check:</b>		86261				\$335.04	\$61,690.31
86262	05/16/2018	PACIFIC HYDROTECH CORPORATION	Inv# 7 (MBI-2017-1)	Prog.Pmt#7 (MBI-2017-1)	\$1,319,752.35		
<b>Total for Check:</b>		86262				\$1,319,752.35	\$6,189,482.04

# Orange County Water District

## Cash Disbursements

Begin Date: 03/29/2018

End Date: 05/30/2018

Page 100

### Accounts Payable Cash Disbursements Presented for Board Ratification and/or Approval

Check No.	Date	Vendor Name	Invoice #	Purpose	Invoice Amount	Check Amount	FYTD
86263	05/16/2018	PACIFIC HYDROTECH CORPORATION	Inv# ESC1001737517	RET#7 Ret#7 (P.Hydro MBI-2017-1)	\$69,460.65		
<b>Total for Check:</b> 86263						\$69,460.65	\$265,496.85
86264	05/16/2018	PARKWAY LAWNMOWER SHOP	Inv# 171764	Honda Generator EU3000 for T92	\$2,027.06		
<b>Total for Check:</b> 86264						\$2,027.06	\$4,261.74
86265	05/16/2018	PERKINELMER HEALTH SCIENCES INC	Inv# 5304059068	MAINTENANCE CONTRACT	\$12,576.00		
<b>Total for Check:</b> 86265						\$12,576.00	\$36,808.10
86266	05/16/2018	PRUDENTIAL GROUP INSURANCE	Inv# C#00694, B#252925	MAY18 LifeInsurance May2018	\$27,718.80		
<b>Total for Check:</b> 86266						\$27,718.80	\$294,841.71
86267	05/16/2018	QUINN COMPANY	Inv# PC830359158	BPO EQUIPMENT PARTS & SUPPLIES	\$6.69		
86267	05/16/2018	QUINN COMPANY	Inv# PC830359159	BPO EQUIPMENT PARTS & SUPPLIES	\$114.58		
86267	05/16/2018	QUINN COMPANY	Inv# PC830359205	BPO EQUIPMENT PARTS & SUPPLIES	\$223.05		
<b>Total for Check:</b> 86267						\$344.32	\$88,606.22
86268	05/16/2018	RED WING SHOE STORE	Inv# 407-1-17957	WORK BOOTS	\$150.30		
86268	05/16/2018	RED WING SHOE STORE	Inv# 407-1-17993	WORK BOOTS	\$174.54		
86268	05/16/2018	RED WING SHOE STORE	Inv# 133-1-51554	WORK BOOTS	\$189.63		
<b>Total for Check:</b> 86268						\$514.47	\$8,158.15
86270	05/16/2018	RESILIENT COMMUNICATIONS INC	Inv# 802000	Smartnet Renewal	\$921.40		
86270	05/16/2018	RESILIENT COMMUNICATIONS INC	Inv# 802000	Smartnet Renewal	\$510.00		
86270	05/16/2018	RESILIENT COMMUNICATIONS INC	Inv# 802000	Smartnet Renewal	\$112.20		
86270	05/16/2018	RESILIENT COMMUNICATIONS INC	Inv# 802000	Smartnet Renewal	\$225.25		
86270	05/16/2018	RESILIENT COMMUNICATIONS INC	Inv# 802000	Smartnet Renewal	\$323.85		
86270	05/16/2018	RESILIENT COMMUNICATIONS INC	Inv# 802000	Smartnet Renewal	\$328.10		
86270	05/16/2018	RESILIENT COMMUNICATIONS INC	Inv# 802000	Smartnet Renewal	\$399.50		
86270	05/16/2018	RESILIENT COMMUNICATIONS INC	Inv# 802000	Smartnet Renewal	\$404.60		
86270	05/16/2018	RESILIENT COMMUNICATIONS INC	Inv# 802000	Smartnet Renewal	\$45.90		
86270	05/16/2018	RESILIENT COMMUNICATIONS INC	Inv# 802000	Smartnet Renewal	\$56.10		
86270	05/16/2018	RESILIENT COMMUNICATIONS INC	Inv# 802000	Smartnet Renewal	\$3,825.00		
86270	05/16/2018	RESILIENT COMMUNICATIONS INC	Inv# 802000	Smartnet Renewal	\$596.70		
86270	05/16/2018	RESILIENT COMMUNICATIONS INC	Inv# 802000	Smartnet Renewal	\$8,443.05		
86270	05/16/2018	RESILIENT COMMUNICATIONS INC	Inv# 802000	Smartnet Renewal	\$522.75		
86270	05/16/2018	RESILIENT COMMUNICATIONS INC	Inv# 802000	Smartnet Renewal	\$3,663.50		



# Orange County Water District

## Cash Disbursements

Begin Date: 03/29/2018

End Date: 05/30/2018

Page 101

### Accounts Payable Cash Disbursements Presented for Board Ratification and/or Approval

Check No.	Date	Vendor Name	Invoice #	Purpose	Invoice Amount	Check Amount	FYTD
86270	05/16/2018	RESILIENT COMMUNICATIONS INC	Inv# 802000	Smartnet Renewal	\$3,485.00		
86270	05/16/2018	RESILIENT COMMUNICATIONS INC	Inv# 802000	Smartnet Renewal	\$3,115.25		
86270	05/16/2018	RESILIENT COMMUNICATIONS INC	Inv# 802000	Smartnet Renewal	\$1,048.90		
86270	05/16/2018	RESILIENT COMMUNICATIONS INC	Inv# 802000	Smartnet Renewal	\$765.00		
86270	05/16/2018	RESILIENT COMMUNICATIONS INC	Inv# 802000	Smartnet Renewal	\$535.50		
<b>Total for Check: 86270</b>						\$29,327.55	\$111,239.53
86271	05/16/2018	RESTEK CORPORATION	Inv# 1548568	LABORATORY SUPPLIES	\$526.89		
86271	05/16/2018	RESTEK CORPORATION	Inv# 1548568		\$4.36		
86271	05/16/2018	RESTEK CORPORATION	Inv# 1548568		(\$10.63)		
<b>Total for Check: 86271</b>						\$520.62	\$13,390.57
86272	05/16/2018	S & P GLOBAL RATINGS	Inv# 11349949	ANNUAL SURV FEE 5/1/18-4/30/19	\$5,000.00		
<b>Total for Check: 86272</b>						\$5,000.00	\$5,000.00
86273	05/16/2018	SOUTH COAST AIR QUALITY	Inv# 3270347	AB2588 AQMD FEE JULY17-JUNE18	\$128.61		
86273	05/16/2018	SOUTH COAST AIR QUALITY	Inv# 3270467	AB2588 AQMD FEE JULY17-JUNE18	\$128.61		
<b>Total for Check: 86273</b>						\$257.22	\$8,019.62
86274	05/16/2018	SOUTHERN CALIFORNIA EDISON CO.	Inv# 3-017-8551-74MAY18	03/22-04/23/18KWH15,317	\$6,681.44		
86274	05/16/2018	SOUTHERN CALIFORNIA EDISON CO.	Inv# 3-033-3084-84MAY18	04/05-05/04/18KWH164	\$48.28		
86274	05/16/2018	SOUTHERN CALIFORNIA EDISON CO.	Inv# 3-024-1041-07MAY18	04/05-05/04/18	\$507,799.07		
86274	05/16/2018	SOUTHERN CALIFORNIA EDISON CO.	Inv# 3-021-9405-46MAY18	04/12/18-05/11/18 KWH 1784	\$391.05		
86274	05/16/2018	SOUTHERN CALIFORNIA EDISON CO.	Inv# 3-017-9139-64MAY18	04/10-05/09/18KWH27	\$27.19		
86274	05/16/2018	SOUTHERN CALIFORNIA EDISON CO.	Inv# 0140776000APRIL18	3/15-4/13/18 KWH344	\$57.16		
86274	05/16/2018	SOUTHERN CALIFORNIA EDISON CO.	Inv# 0140776000APR18	REVERSAL Reverse Cty-Anaheim invoice	(\$57.16)		
86274	05/16/2018	SOUTHERN CALIFORNIA EDISON CO.	Inv# 0110561300APR18	REVERSAL Reverse Cty-Anaheim invoice	(\$724.49)		
86274	05/16/2018	SOUTHERN CALIFORNIA EDISON CO.	Inv# 0110561300 APRIL18	3/15-4/13/18 HCF 254	\$724.49		
86274	05/16/2018	SOUTHERN CALIFORNIA EDISON CO.	Inv# 3-017-9140-39MAY18	04/11/18-05/10/18 KWH 28	\$27.32		

# Orange County Water District

## Cash Disbursements

Begin Date: 03/29/2018

End Date: 05/30/2018

Page 102

### Accounts Payable Cash Disbursements Presented for Board Ratification and/or Approval

Check No.	Date	Vendor Name	Invoice #	Purpose	Invoice Amount	Check Amount	FYTD
		<b>Total for Check:</b>	86274			\$514,974.35	\$7,289,842.54
86275	05/16/2018	SPRINT	Inv# 459104313-197	APR 02 - MAY 01 2018	\$89.43		
		<b>Total for Check:</b>	86275			\$89.43	\$936.08
86276	05/16/2018	STAPLES	Inv# 3375830294	OFFICE SUPPLIES	\$22.08		
86276	05/16/2018	STAPLES	Inv# 3375295556	OFFICE SUPPLIES	\$50.22		
86276	05/16/2018	STAPLES	Inv# 3375534821	CHAIR FOR DIANE PINNICK	\$554.24		
86276	05/16/2018	STAPLES	Inv# 3375830294	OFFICE SUPPLIES	\$48.87		
86276	05/16/2018	STAPLES	Inv# 3375830295	OFFICE SUPPLIES	\$45.77		
86276	05/16/2018	STAPLES	Inv# 3375830295	OFFICE SUPPLIES	\$18.50		
86276	05/16/2018	STAPLES	Inv# 3375830295	OFFICE SUPPLIES	\$30.34		
		<b>Total for Check:</b>	86276			\$770.02	\$50,112.73
86277	05/16/2018	STATE WATER RESOURCES CONTROL BOARD	Inv# CONT#03817-550-0JUN18	A/R #03817-17-12	\$219,780.05		
86277	05/16/2018	STATE WATER RESOURCES CONTROL BOARD	Inv# CONT#02814-550-0 JUN18	AR#02814-18-13	\$481,081.67		
86277	05/16/2018	STATE WATER RESOURCES CONTROL BOARD	Inv# CONT#03815-550-0JUN18	AR#03815-18-12	\$279,520.58		
		<b>Total for Check:</b>	86277			\$980,382.30	\$18,026,605.45
86278	05/16/2018	SUEZ WTS ANALYTICAL INSTRUMENTS, INC.	Inv# 99256846		\$196.35		
86278	05/16/2018	SUEZ WTS ANALYTICAL INSTRUMENTS, INC.	Inv# 99256846	Oxidizer Cartridge TOC M 5310	\$672.08		
		<b>Total for Check:</b>	86278			\$868.43	\$22,350.59
86279	05/16/2018	SUNSET INDUSTRIAL PARTS	Inv# 691676	Hose to Dewater Kraemer	\$524.80		
		<b>Total for Check:</b>	86279			\$524.80	\$21,324.46
86280	05/16/2018	SUPERIOR SWEEPING LTD.	Inv# 377-0418	STREET SWEEPING SERVICES	\$450.00		
		<b>Total for Check:</b>	86280			\$450.00	\$4,950.00
86281	05/16/2018	TAB ANSWER NETWORK CALL CENTER	Inv# 1505405102018	ANSWER SVC MAY2018	\$48.75		
		<b>Total for Check:</b>	86281			\$48.75	\$617.85
86282	05/16/2018	TESTAMERICA	Inv# 44279594	BPO FOR WATER QUALITY ANALYSES	\$475.00		
86282	05/16/2018	TESTAMERICA	Inv# 44279594	WasteMgnt	\$7.50		
		<b>Total for Check:</b>	86282			\$482.50	\$47,872.00
86283	05/16/2018	THE CREATIVE ANIMAL INC	Inv# 24	CWEF 2018 PRESENTER	\$942.31		

# Orange County Water District

## Cash Disbursements

Begin Date: 03/29/2018

End Date: 05/30/2018

Page 103

### Accounts Payable Cash Disbursements Presented for Board Ratification and/or Approval

Check No.	Date	Vendor Name	Invoice #	Purpose	Invoice Amount	Check Amount	FYTD
<b>Total for Check:</b>		86283				\$942.31	\$6,942.31
86284	05/16/2018	THE GAS COMPANY	Inv# 113 758 3304 0MAY18	04/03-05/02/18THERMS 4132	\$2,504.27		
86284	05/16/2018	THE GAS COMPANY	Inv# 044 409 2900 0MAY18	04/03-05/02/18THERMS 505	\$267.51		
<b>Total for Check:</b>		86284				\$2,771.78	\$37,520.26
86285	05/16/2018	TORONTO RESEARCH CHEMICALS, INC.	Inv# 270638	LABORATORY SUPPLIES	\$525.00		
86285	05/16/2018	TORONTO RESEARCH CHEMICALS, INC.	Inv# 270638	Ship,Insur,PackFee	\$52.00		
<b>Total for Check:</b>		86285				\$577.00	\$3,561.00
86286	05/16/2018	UNIVAR USA	Inv# LA637767	Discount	(\$66.92)		
86286	05/16/2018	UNIVAR USA	Inv# LA637767	5/10 sulfuric acid 24.97 tons	\$3,345.98		
<b>Total for Check:</b>		86286				\$3,279.06	\$295,475.45
86287	05/16/2018	UTILIQUEST LLC	Inv# 261203-Q 9908	4/8-14 screen/mark pipes	\$84.92		
86287	05/16/2018	UTILIQUEST LLC	Inv# 261203-Q 9911	4/8-14 screen/mark pipes	\$1,187.75		
86287	05/16/2018	UTILIQUEST LLC	Inv# 261203-Q 9922	4/8-14 screen/mark pipes	\$692.85		
86287	05/16/2018	UTILIQUEST LLC	Inv# 261203-Q 9932	4/8-14 screen/mark pipes	\$14.05		
<b>Total for Check:</b>		86287				\$1,979.57	\$82,782.56
86288	05/16/2018	VALIN CORPORATION	Inv# 3310885	INVENTORY RE-ORDER	\$1,755.77		
86288	05/16/2018	VALIN CORPORATION	Inv# 3310885	Discount	(\$16.15)		
86288	05/16/2018	VALIN CORPORATION	Inv# 3310885	Handling	\$7.56		
86288	05/16/2018	VALIN CORPORATION	Inv# 3310885	Pack&handling	\$13.45		
86288	05/16/2018	VALIN CORPORATION	Inv# 3310885	Freight	\$11.52		
<b>Total for Check:</b>		86288				\$1,772.15	\$10,150.81
86290	05/16/2018	VWR INTERNATIONAL, INC.	Inv# 8082222740	R&D Supplies for K/J Project	\$97.61		
86290	05/16/2018	VWR INTERNATIONAL, INC.	Inv# 8082201792	SUPPLIES	\$139.86		
86290	05/16/2018	VWR INTERNATIONAL, INC.	Inv# 8082201792	Discount	(\$1.40)		
86290	05/16/2018	VWR INTERNATIONAL, INC.	Inv# 8082206053	SUPPLIES	\$726.30		
86290	05/16/2018	VWR INTERNATIONAL, INC.	Inv# 8082206053	Discount	(\$7.26)		
86290	05/16/2018	VWR INTERNATIONAL, INC.	Inv# 8082222740	Discount	(\$3.53)		
86290	05/16/2018	VWR INTERNATIONAL, INC.	Inv# 8082257252	SUPPLIES	\$272.39		
86290	05/16/2018	VWR INTERNATIONAL, INC.	Inv# 8082257252	Discount	(\$2.72)		
86290	05/16/2018	VWR INTERNATIONAL, INC.	Inv# 8082284701	SUPPLIES	\$75.65		
86290	05/16/2018	VWR INTERNATIONAL, INC.	Inv# 8082284701	Discount	(\$0.76)		

# Orange County Water District

## Cash Disbursements

Begin Date: 03/29/2018

End Date: 05/30/2018

Page 104

### Accounts Payable Cash Disbursements Presented for Board Ratification and/or Approval

Check No.	Date	Vendor Name	Invoice #	Purpose	Invoice Amount	Check Amount	FYTD
86290	05/16/2018	VWR INTERNATIONAL, INC.	Inv# 8082222740	R&D Supplies for K/J Project	\$255.17		
<b>Total for Check: 86290</b>						\$1,551.31	\$132,890.03
86291	05/16/2018	WASTE MANAGEMENT INLAND EMPIRE	Inv# 5-46986-45002	MAY18 TrashPickup May2018	\$162.03		
<b>Total for Check: 86291</b>						\$162.03	\$1,782.33
86292	05/16/2018	WHITE NELSON DIEHL EVANS LLP	Inv# 181401	2nd interim MPP-457B	\$500.00		
86292	05/16/2018	WHITE NELSON DIEHL EVANS LLP	Inv# 181402	2nd interim-agreed upon proced	\$2,500.00		
<b>Total for Check: 86292</b>						\$3,000.00	\$47,990.00
86293	05/16/2018	XEROX CORPORATION	Inv# 092924249	XEROX COPIER MAINTENANCE	\$27.81		
<b>Total for Check: 86293</b>						\$27.81	\$16,742.51
86294	05/23/2018	AB SCIEX LLC	Inv# 210098883	SERVICE CONTRACT	\$8,170.00		
86294	05/23/2018	AB SCIEX LLC	Inv# 210098884	SERVICE CONTRACT	\$7,630.70		
86294	05/23/2018	AB SCIEX LLC	Inv# 210098885	SERVICE CONTRACT	\$35,728.70		
<b>Total for Check: 86294</b>						\$51,529.40	\$97,884.55
86295	05/23/2018	AFTON PUMPS, INC.	Inv# 0052997	INVENTORY RE-ORDER	\$3,165.00		
86295	05/23/2018	AFTON PUMPS, INC.	Inv# 0052997	freight	\$50.99		
<b>Total for Check: 86295</b>						\$3,215.99	\$5,647.37
86298	05/23/2018	ANAHEIM, CITY OF	Inv# 0110561300	MAY18 04/13-05/15/18HCF587	\$1,646.00		
86298	05/23/2018	ANAHEIM, CITY OF	Inv# 0140776000	MAY18 04/13-05/15/18KWH351	\$58.50		
86298	05/23/2018	ANAHEIM, CITY OF	Inv# 0147092000	APR18 04/13-05/15/18KWH520	\$114.93		
86298	05/23/2018	ANAHEIM, CITY OF	Inv# 0145552000	MAY18 04/10-05/10/18KWH24	\$20.14		
86298	05/23/2018	ANAHEIM, CITY OF	Inv# 011112800	MAY18 04/16-05/16/18KWH429	\$255.72		
86298	05/23/2018	ANAHEIM, CITY OF	Inv# 0145085300	MAY18 04/13-05/15/18HCF15	\$60.73		
86298	05/23/2018	ANAHEIM, CITY OF	Inv# 0139824000	MAY18 04/10-05/10/18KWH165	\$46.79		
86298	05/23/2018	ANAHEIM, CITY OF	Inv# 0138802000	MAY18 04/10-05/10/18KWH0	\$15.60		
86298	05/23/2018	ANAHEIM, CITY OF	Inv# 0137310300	MAY18 04/16-05/16/18HCF4	\$29.16		
86298	05/23/2018	ANAHEIM, CITY OF	Inv# 0134144000	MAY18 04/10-05/10/18KWH480	\$106.33		
86298	05/23/2018	ANAHEIM, CITY OF	Inv# 0132538000	MAY18 04/10-05/10/18KWH1782	\$352.47		
86298	05/23/2018	ANAHEIM, CITY OF	Inv# 0131487000	MAY18 04/10-05/10/18KWH160	\$45.85		
86298	05/23/2018	ANAHEIM, CITY OF	Inv# 0129051000	MAY18 04/13-05/15/18KWH0	\$16.64		
86298	05/23/2018	ANAHEIM, CITY OF	Inv# 0128660002	MAY18 04/11-5/10/18KWH2952	\$573.13		
86298	05/23/2018	ANAHEIM, CITY OF	Inv# 0118602000	MAY18 04/13-05/15/18KWH6	\$17.77		
86298	05/23/2018	ANAHEIM, CITY OF	Inv# 0110196000	MAY18 04/13-05/15/18KWH0	\$30.47		

# Orange County Water District

## Cash Disbursements

Begin Date: 03/29/2018

End Date: 05/30/2018

Page 105

### Accounts Payable Cash Disbursements Presented for Board Ratification and/or Approval

Check No.	Date	Vendor Name	Invoice #	Purpose	Invoice Amount	Check Amount	FYTD
86298	05/23/2018	ANAHEIM, CITY OF	Inv# 0110198000MAY18	04/13-05/15/18KWH2080	\$418.32		
86298	05/23/2018	ANAHEIM, CITY OF	Inv# 0110199000MAY18	04/15-05/15/18KWH2100	\$2,858.35		
86298	05/23/2018	ANAHEIM, CITY OF	Inv# 0110452300MAY18	04/13-05/15/18HCF35	\$288.36		
86298	05/23/2018	ANAHEIM, CITY OF	Inv# 0128284000MAY18	04/10-05/10/18KWH516	\$113.15		
86298	05/23/2018	ANAHEIM, CITY OF	Inv# 0110562000MAY18	3151 E MIRALOMA AVE	\$2,423.22		
86298	05/23/2018	ANAHEIM, CITY OF	Inv# 0128276000MAY18	04/10-05/10/18KWH6020	\$1,005.02		
86298	05/23/2018	ANAHEIM, CITY OF	Inv# 0128277000MAY18	04/11-05/10/18KWH6720	\$1,172.09		
86298	05/23/2018	ANAHEIM, CITY OF	Inv# 0128279000MAY18	04/10-05/10/18KWH4080	\$1,247.55		
86298	05/23/2018	ANAHEIM, CITY OF	Inv# 0128280300MAY18	04/10-05/10/18HCF0	\$59.30		
86298	05/23/2018	ANAHEIM, CITY OF	Inv# 0128282300MAY18	04/10-05/10/18HCF80	\$245.06		
86298	05/23/2018	ANAHEIM, CITY OF	Inv# 0128283000MAY18	04/11-5/10/18 KWH720	\$1,094.60		
86298	05/23/2018	ANAHEIM, CITY OF	Inv# 0145086300MAY18	04/13-05/15/18HCF0	\$19.33		
		<b>Total for Check:</b>	86298			\$14,334.58	\$214,297.57
86299	05/23/2018	ARAMARK UNIFORM SERVICES	Inv# 533302602	UNIFORM SERVICES	\$293.32		
		<b>Total for Check:</b>	86299			\$293.32	\$45,173.17
86300	05/23/2018	AT & T	Inv# 714 974-3616 025 5MAY18		\$69.05		
		<b>Total for Check:</b>	86300			\$69.05	\$30,122.52
86301	05/23/2018	Almario, Fernando	Inv# 3/20-4/19/18 STIPEND	3/20-4/19/18 phone stipend	\$40.00		
		<b>Total for Check:</b>	86301			\$40.00	\$796.27
86302	05/23/2018	BC WIRE ROPE & RIGGING	Inv# 0300416-IN	re-tag 6' and 8' wire ropes.	\$30.00		
86302	05/23/2018	BC WIRE ROPE & RIGGING	Inv# 0300416-IN	re-tag 6' and 8' wire ropes.	\$60.00		
		<b>Total for Check:</b>	86302			\$90.00	\$2,320.97
86303	05/23/2018	BRENNTAG PACIFIC INC.	Inv# BPI838444	RO CLEANING CHEMICALS	\$38,889.00		
86303	05/23/2018	BRENNTAG PACIFIC INC.	Inv# BPI838873	Discount	(\$282.01)		
86303	05/23/2018	BRENNTAG PACIFIC INC.	Inv# BPI838444	Discount	(\$777.78)		
86303	05/23/2018	BRENNTAG PACIFIC INC.	Inv# BPI838443	Discount	(\$147.21)		
86303	05/23/2018	BRENNTAG PACIFIC INC.	Inv# BPI838443	RO CLEANING CHEMICALS	\$7,360.20		
86303	05/23/2018	BRENNTAG PACIFIC INC.	Inv# BPI837849	Discount	(\$284.75)		
86303	05/23/2018	BRENNTAG PACIFIC INC.	Inv# BPI837849	5/10 h.peroxide 43640 lbs	\$9,491.70		
86303	05/23/2018	BRENNTAG PACIFIC INC.	Inv# BPI838873	5/17 h.peroxide 43220 lbs	\$9,400.35		
		<b>Total for Check:</b>	86303			\$63,649.50	\$957,215.40
86304	05/23/2018	BURLINGTON SAFETY LABORATORY, INC.	Inv# 55728	Test, Inspect, and Certify Rub	\$157.50		

# Orange County Water District

## Cash Disbursements

Begin Date: 03/29/2018

End Date: 05/30/2018

Page 106

### Accounts Payable Cash Disbursements Presented for Board Ratification and/or Approval

Check No.	Date	Vendor Name	Invoice #	Purpose	Invoice Amount	Check Amount	FYTD
86304	05/23/2018	BURLINGTON SAFETY LABORATORY, INC.	Inv# 55728	freight	\$16.00		
86304	05/23/2018	BURLINGTON SAFETY LABORATORY, INC.	Inv# 55728	discount	(\$1.74)		
<b>Total for Check: 86304</b>						<b>\$171.76</b>	<b>\$4,462.89</b>
86305	05/23/2018	CALIFORNIA NEWSPAPERS PARTNERSHIP	Inv# 0011105600	PUBLIC NOTICE	\$651.00		
86305	05/23/2018	CALIFORNIA NEWSPAPERS PARTNERSHIP	Inv# 0011110252	CONT#GBM-2018-2 INVITING BIDS	\$3,826.00		
<b>Total for Check: 86305</b>						<b>\$4,477.00</b>	<b>\$11,851.00</b>
86306	05/23/2018	CASCADE DRILLING, L.P.	Inv# 112171190	(F.RETENTION) F.Retention IDP-2017-1	\$7,658.54		
<b>Total for Check: 86306</b>						<b>\$7,658.54</b>	<b>\$153,170.75</b>
86307	05/23/2018	CDW-G	Inv# MMM4089	SCADA UPS Battery Replacement	\$1,046.08		
<b>Total for Check: 86307</b>						<b>\$1,046.08</b>	<b>\$19,225.81</b>
86308	05/23/2018	CERIDIAN HCM, INC.	Inv# IN139885	May18 Dayforce HCM	\$4,256.58		
<b>Total for Check: 86308</b>						<b>\$4,256.58</b>	<b>\$53,257.20</b>
86309	05/23/2018	COLE-PARMER INSTRUMENT CO.	Inv# 1474781	LABORATORY SUPPLIES	\$590.43		
86309	05/23/2018	COLE-PARMER INSTRUMENT CO.	Inv# 1474781	freight	\$20.29		
<b>Total for Check: 86309</b>						<b>\$610.72</b>	<b>\$3,155.41</b>
86310	05/23/2018	CSUF ASC	Inv# AR167854	Demo.data-support Apr-Jun18	\$10,950.65		
<b>Total for Check: 86310</b>						<b>\$10,950.65</b>	<b>\$43,802.57</b>
86311	05/23/2018	Davidson, Scott	Inv# 3/1-28/18	STIPEND 3/1-28/18 phone stipend	\$40.00		
86311	05/23/2018	Davidson, Scott	Inv# 3/29-4/28/18	STIPEND 3/29-4/28/18 phone stipend	\$40.00		
<b>Total for Check: 86311</b>						<b>\$80.00</b>	<b>\$480.00</b>
86312	05/23/2018	Dunkin, Alicia	Inv# 5/4/18	TRAVEL2 5/4 SACTO ACWA SLC	\$124.46		
<b>Total for Check: 86312</b>						<b>\$124.46</b>	<b>\$8,610.28</b>
86313	05/23/2018	ENS RESOURCES, INC.	Inv# 2237	Apr18 legis.support/D.C.	\$7,500.00		
<b>Total for Check: 86313</b>						<b>\$7,500.00</b>	<b>\$82,500.00</b>
86314	05/23/2018	EVANTEC LAB SUPPLY	Inv# 182046	Freight	\$14.00		
86314	05/23/2018	EVANTEC LAB SUPPLY	Inv# 182046	Discount	(\$0.73)		
86314	05/23/2018	EVANTEC LAB SUPPLY	Inv# 182046	LABORATORY SUPPLIES	\$58.73		
<b>Total for Check: 86314</b>						<b>\$72.00</b>	<b>\$3,071.83</b>
86315	05/23/2018	FACTORY MOTOR PARTS	Inv# 101-201252	CoreCRCorrectn197603/198341	(\$144.00)		
86315	05/23/2018	FACTORY MOTOR PARTS	Inv# 101-195178	BatteryCoreCredit	(\$292.00)		

# Orange County Water District

## Cash Disbursements

Begin Date: 03/29/2018

End Date: 05/30/2018

Page 107

### Accounts Payable Cash Disbursements Presented for Board Ratification and/or Approval

Check No.	Date	Vendor Name	Invoice #	Purpose	Invoice Amount	Check Amount	FYTD
86315	05/23/2018	FACTORY MOTOR PARTS	Inv# 109-363476	CA Bat.AcidFee	\$12.00		
86315	05/23/2018	FACTORY MOTOR PARTS	Inv# 109-363476	E-27, E-20 REPLACE BATTERIES	\$365.40		
86315	05/23/2018	FACTORY MOTOR PARTS	Inv# 109-363476	E-27, E-20 REPLACE BATTERIES	\$1,288.17		
86315	05/23/2018	FACTORY MOTOR PARTS	Inv# 101-200564	CreditInv#25-1001899	(\$56.00)		
86315	05/23/2018	FACTORY MOTOR PARTS	Inv# 101-197603	CoreCR(PO502907)	(\$37.00)		
86315	05/23/2018	FACTORY MOTOR PARTS	Inv# 101-197603	CoreCR(PO503121)	(\$15.00)		
86315	05/23/2018	FACTORY MOTOR PARTS	Inv# 101-197603	CoreCR(PO502906)	(\$30.00)		
<b>Total for Check:</b>		86315				\$1,091.57	\$6,248.33
86316	05/23/2018	FITCH RATINGS	Inv# 7119047225	03A Surveillance fee 6/1-5/31	\$4,000.00		
<b>Total for Check:</b>		86316				\$4,000.00	\$19,000.00
86317	05/23/2018	FRONTIER COMMUNICATIONS	Inv# 209-150-2229	MAY1618	\$85.64		
<b>Total for Check:</b>		86317				\$85.64	\$37,213.89
86318	05/23/2018	FRUIT GROWERS LABORATORY INC	Inv# 803148A	RADIOACTIVITY ANALYSES	\$487.00		
86318	05/23/2018	FRUIT GROWERS LABORATORY INC	Inv# 803230A	RADIOACTIVITY ANALYSES	\$459.00		
86318	05/23/2018	FRUIT GROWERS LABORATORY INC	Inv# 803231A	RADIOACTIVITY ANALYSES	\$459.00		
86318	05/23/2018	FRUIT GROWERS LABORATORY INC	Inv# 802940A	RADIOACTIVITY ANALYSES	\$622.00		
86318	05/23/2018	FRUIT GROWERS LABORATORY INC	Inv# 803145A	RADIOACTIVITY ANALYSES	\$974.00		
86318	05/23/2018	FRUIT GROWERS LABORATORY INC	Inv# 803147A	RADIOACTIVITY ANALYSES	\$459.00		
<b>Total for Check:</b>		86318				\$3,460.00	\$44,501.00
86319	05/23/2018	Flint, Joseph	Inv# 3/7-8/18 ACWA/JPIA TRAING Training	3/7-8/18 ACWA/JPIA	\$91.56		
<b>Total for Check:</b>		86319				\$91.56	\$91.56
86320	05/23/2018	GRAINGER INC.	Inv# 9753883421	BPO INDUSTRIAL SUPPLIES	\$303.65		
86320	05/23/2018	GRAINGER INC.	Inv# 9755751345	BPO INDUSTRIAL SUPPLIES	\$40.29		
<b>Total for Check:</b>		86320				\$343.94	\$116,792.97
86321	05/23/2018	GRAYBAR ELECTRIC CO.	Inv# 9304027247	BPO ELECTRONIC SUPPLIES	\$57.39		
86321	05/23/2018	GRAYBAR ELECTRIC CO.	Inv# 9304027247	Discount	(\$0.53)		
86321	05/23/2018	GRAYBAR ELECTRIC CO.	Inv# 9303275175	Discount	(\$0.19)		
86321	05/23/2018	GRAYBAR ELECTRIC CO.	Inv# 9303275175	BPO ELECTRONIC SUPPLIES	\$31.06		

# Orange County Water District

## Cash Disbursements

Begin Date: 03/29/2018

End Date: 05/30/2018

Page 108

### Accounts Payable Cash Disbursements Presented for Board Ratification and/or Approval

Check No.	Date	Vendor Name	Invoice #	Purpose	Invoice Amount	Check Amount	FYTD
		<b>Total for Check:</b>	86321			\$87.73	\$14,084.20
86322	05/23/2018	HOME DEPOT, INC.	Inv# 4052630	BPO INDUSTRIAL SUPPLIES	\$9.27		
		<b>Total for Check:</b>	86322			\$9.27	\$19,885.00
86323	05/23/2018	IDEXX LABORATORIES, INC.	Inv# 3030423495	LABORATORY SUPPLIES	\$1,242.96		
86323	05/23/2018	IDEXX LABORATORIES, INC.	Inv# 3030423495	Shipping	\$14.06		
		<b>Total for Check:</b>	86323			\$1,257.02	\$8,853.82
86324	05/23/2018	IN-SITU INC.	Inv# 00118559	Replace & Back up SAM-6	\$1,556.22		
86324	05/23/2018	IN-SITU INC.	Inv# 00118559	S/H	\$56.00		
		<b>Total for Check:</b>	86324			\$1,612.22	\$55,685.48
86325	05/23/2018	INLAND CUTTER SERVICE INC	Inv# 848	Repair GBC Magna Punch	\$145.00		
86325	05/23/2018	INLAND CUTTER SERVICE INC	Inv# 848	Repair GBC Magna Punch	\$105.00		
		<b>Total for Check:</b>	86325			\$250.00	\$565.76
86326	05/23/2018	IRVINE PIPE & SUPPLY	Inv# 881461	BPO PIPE & SUPPLIES	\$204.04		
86326	05/23/2018	IRVINE PIPE & SUPPLY	Inv# 881461	Discount	(\$4.08)		
86326	05/23/2018	IRVINE PIPE & SUPPLY	Inv# 881744	Discount	(\$2.58)		
86326	05/23/2018	IRVINE PIPE & SUPPLY	Inv# 881744	BPO PIPE & SUPPLIES	\$128.82		
86326	05/23/2018	IRVINE PIPE & SUPPLY	Inv# 879558-1	Shipping	\$8.06		
86326	05/23/2018	IRVINE PIPE & SUPPLY	Inv# 879558-1	Discount	(\$4.79)		
86326	05/23/2018	IRVINE PIPE & SUPPLY	Inv# 879558-1	parts for water fill line	\$231.58		
		<b>Total for Check:</b>	86326			\$561.05	\$73,252.89
86327	05/23/2018	JiG CONSULTANTS	Inv# 1119	4/2-5/6 Talbert Seawtr.Intrusi	\$4,266.50		
		<b>Total for Check:</b>	86327			\$4,266.50	\$10,284.85
86328	05/23/2018	Johnson, Bonnie	Inv# 4/27/18	PRADO SUPPLIES 4/27 Prado supplies	\$58.14		
86328	05/23/2018	Johnson, Bonnie	Inv# 5/6/18-1	PRADO SUPPLIES 5/6/18 Prado supplies	\$61.40		
86328	05/23/2018	Johnson, Bonnie	Inv# 5/6/18-2	PRADO SUPPLIES 5/6/18 Prado office supplies	\$55.57		
		<b>Total for Check:</b>	86328			\$175.11	\$1,174.39
86329	05/23/2018	KAVEH ENGINEERING & CONSTRUCTION, INC.	Inv# 2017-05 SC-2017-1	Prog.Pmt#5 (SC-2017-1)	\$157,700.00		
86329	05/23/2018	KAVEH ENGINEERING & CONSTRUCTION, INC.	Inv# 2017-05 SC-2017-1	Prog.Pmt#5 (SC-2017-1)	\$26,497.29		
86329	05/23/2018	KAVEH ENGINEERING & CONSTRUCTION, INC.	Inv# 2017-05 SC-2017-1	Prog.Pmt#5 (SC-2017-1)	\$8,439.56		
		<b>Total for Check:</b>	86329			\$192,636.85	\$545,371.41



# Orange County Water District

## Cash Disbursements

Begin Date: 03/29/2018

End Date: 05/30/2018

Page 109

### Accounts Payable Cash Disbursements Presented for Board Ratification and/or Approval

Check No.	Date	Vendor Name	Invoice #	Purpose	Invoice Amount	Check Amount	FYTD
86330	05/23/2018	Kathryn Demesa	Inv# 4/11/18 TRAVEL	4/11 Irvine OCWA	\$45.00		
86330	05/23/2018	Kathryn Demesa	Inv# 5/16/18 TRAVEL	5/16 Irvine OCWA	\$59.93		
		<b>Total for Check:</b>	86330			\$104.93	\$1,105.01
86331	05/23/2018	LARSON O'BRIEN LLP	Inv# 4396 NBGPP NCP	Mar18 legal/NBGPP NCP	\$2,931.60		
86331	05/23/2018	LARSON O'BRIEN LLP	Inv# 4397 SBGPP NCP	Mar18 legal/SBGPP NCP	\$235.68		
		<b>Total for Check:</b>	86331			\$3,167.28	\$45,306.91
86332	05/23/2018	LATITUDE GEOGRAPHICS GROUP LTD	Inv# INV0008594	Geocortex SW Maintenance	\$1,400.00		
		<b>Total for Check:</b>	86332			\$1,400.00	\$1,400.00
86333	05/23/2018	LHOIST NORTH AMERICA	Inv# 1180212105	4/24 lime 23.88 tons	\$5,229.72		
86333	05/23/2018	LHOIST NORTH AMERICA	Inv# 1180211701A	4/19 lime 24.04 tons	\$5,264.76		
86333	05/23/2018	LHOIST NORTH AMERICA	Inv# 1180211701B	4/22 lime 24.53 tons	\$5,372.07		
		<b>Total for Check:</b>	86333			\$15,866.55	\$758,679.53
86334	05/23/2018	LILLESTRAND LEADERSHIP CONSULTING	Inv# 7026	4/10 leadership consulting	\$1,609.58		
		<b>Total for Check:</b>	86334			\$1,609.58	\$39,500.00
86335	05/23/2018	LUCCI'S DELI BAKERY	Inv# 12347 COM/LEG	BPO CATERING SERVICE	\$74.75		
86335	05/23/2018	LUCCI'S DELI BAKERY	Inv# 12347 COM/LEG	Delivery	\$20.00		
86335	05/23/2018	LUCCI'S DELI BAKERY	Inv# 12348 WACO	BPO CATERING SERVICE	\$345.00		
86335	05/23/2018	LUCCI'S DELI BAKERY	Inv# 12348 WACO	Delivery	\$20.00		
86335	05/23/2018	LUCCI'S DELI BAKERY	Inv# 12809 WIC	BPO CATERING SERVICE	\$74.75		
86335	05/23/2018	LUCCI'S DELI BAKERY	Inv# 12809 WIC	Delivery	\$20.00		
		<b>Total for Check:</b>	86335			\$554.50	\$7,935.41
86336	05/23/2018	Lewis, Patrick A.	Inv# 5/2-3/18 TRAVEL	5/2-3 Anaheim S.Cal.Facilities	\$52.72		
86336	05/23/2018	Lewis, Patrick A.	Inv# ACWA JPIA SAFETY AWARD	ACWA JPIA Safety Award	\$25.00		
		<b>Total for Check:</b>	86336			\$77.72	\$77.72
86337	05/23/2018	MCCONNELL, JAMES F.	Inv# MAY 1, 2018	Apr18 legis.support/D.C.	\$7,500.00		
		<b>Total for Check:</b>	86337			\$7,500.00	\$82,577.00
86338	05/23/2018	MCFADDEN-DALE HARDWARE CO.	Inv# 328485/5	BPO INDUSTRIAL SUPPLIES	\$64.10		
86338	05/23/2018	MCFADDEN-DALE HARDWARE CO.	Inv# 328485/5	Discount	(\$1.78)		
		<b>Total for Check:</b>	86338			\$62.32	\$6,645.83
86340	05/23/2018	MCMASTER-CARR SUPPLY COMPANY	Inv# 63326456	UNISTRUT	\$14.74		

# Orange County Water District

## Cash Disbursements

Begin Date: 03/29/2018

End Date: 05/30/2018

Page 110

### Accounts Payable Cash Disbursements Presented for Board Ratification and/or Approval

Check No.	Date	Vendor Name	Invoice #	Purpose	Invoice Amount	Check Amount	FYTD
86340	05/23/2018	MCMaster-CARR SUPPLY COMPANY	Inv# 63326456 UNISTRUT		\$281.75		
86340	05/23/2018	MCMaster-CARR SUPPLY COMPANY	Inv# 63326456 UNISTRUT		\$5.99		
86340	05/23/2018	MCMaster-CARR SUPPLY COMPANY	Inv# 63326456 UNISTRUT		\$17.40		
86340	05/23/2018	MCMaster-CARR SUPPLY COMPANY	Inv# 63326456 UNISTRUT		\$25.51		
86340	05/23/2018	MCMaster-CARR SUPPLY COMPANY	Inv# 63326456 UNISTRUT		\$68.70		
86340	05/23/2018	MCMaster-CARR SUPPLY COMPANY	Inv# 63326456 Shipping		\$79.13		
86340	05/23/2018	MCMaster-CARR SUPPLY COMPANY	Inv# 63326456 UNISTRUT		\$136.76		
86340	05/23/2018	MCMaster-CARR SUPPLY COMPANY	Inv# 63326456 UNISTRUT		\$235.55		
86340	05/23/2018	MCMaster-CARR SUPPLY COMPANY	Inv# 63326456 Discount		(\$50.76)		
86340	05/23/2018	MCMaster-CARR SUPPLY COMPANY	Inv# 63326456 UNISTRUT		\$593.45		
86340	05/23/2018	MCMaster-CARR SUPPLY COMPANY	Inv# 63088018 BPO INDUSTRIAL SUPPLIES		\$70.92		
86340	05/23/2018	MCMaster-CARR SUPPLY COMPANY	Inv# 63088018 Shipping		\$6.45		
86340	05/23/2018	MCMaster-CARR SUPPLY COMPANY	Inv# 63088018 Discount		(\$1.42)		
86340	05/23/2018	MCMaster-CARR SUPPLY COMPANY	Inv# 63102435 MF Train C Air Lines		\$314.54		
86340	05/23/2018	MCMaster-CARR SUPPLY COMPANY	Inv# 63102435 Shipping		\$30.42		
86340	05/23/2018	MCMaster-CARR SUPPLY COMPANY	Inv# 63102435 Discount		(\$6.29)		
86340	05/23/2018	MCMaster-CARR SUPPLY COMPANY	Inv# 63326456 UNISTRUT		\$1,158.19		
<b>Total for Check:</b>		86340				\$2,981.03	\$47,508.21
86341	05/23/2018	MGM TRANSFORMER COMPANY, INC	Inv# 00125161 INVENTORY RE-ORDER		\$282.75		

# Orange County Water District

## Cash Disbursements

Begin Date: 03/29/2018

End Date: 05/30/2018

Page 111

### Accounts Payable Cash Disbursements Presented for Board Ratification and/or Approval

Check No.	Date	Vendor Name	Invoice #	Purpose	Invoice Amount	Check Amount	FYTD
86341	05/23/2018	MGM TRANSFORMER COMPANY, INC	Inv# 00125161	Freight	\$28.00		
86341	05/23/2018	MGM TRANSFORMER COMPANY, INC	Inv# 00125161	Discount	(\$5.60)		
86341	05/23/2018	MGM TRANSFORMER COMPANY, INC	Inv# 00125161	INVENTORY RE-ORDER	\$326.25		
<b>Total for Check: 86341</b>						<b>\$631.40</b>	<b>\$1,283.80</b>
86342	05/23/2018	Macbeth, Cameron	Inv# 4/27/18	BOOTS 4/27/18 wading boots	\$199.45		
<b>Total for Check: 86342</b>						<b>\$199.45</b>	<b>\$749.45</b>
86343	05/23/2018	McMichael, David	Inv# 5/4/18	SUPPLIES 5/4/18 camera memory cards	\$123.46		
<b>Total for Check: 86343</b>						<b>\$123.46</b>	<b>\$597.36</b>
86344	05/23/2018	NAPA/ORANGE COUNTY AUTO PARTS	Inv# 401730	BPO AUTO PARTS & SUPPLIES	\$88.28		
86344	05/23/2018	NAPA/ORANGE COUNTY AUTO PARTS	Inv# 402499	Discount	(\$0.09)		
86344	05/23/2018	NAPA/ORANGE COUNTY AUTO PARTS	Inv# 402499	BPO AUTO PARTS & SUPPLIES	\$4.59		
86344	05/23/2018	NAPA/ORANGE COUNTY AUTO PARTS	Inv# 401730	Discount	(\$1.77)		
86344	05/23/2018	NAPA/ORANGE COUNTY AUTO PARTS	Inv# 401714	DISCOUNT	(\$0.91)		
86344	05/23/2018	NAPA/ORANGE COUNTY AUTO PARTS	Inv# 401714	BPO AUTO PARTS & SUPPLIES	\$45.50		
86344	05/23/2018	NAPA/ORANGE COUNTY AUTO PARTS	Inv# 401570	BPO AUTO PARTS & SUPPLIES	\$75.39		
86344	05/23/2018	NAPA/ORANGE COUNTY AUTO PARTS	Inv# 401570	Discount	(\$1.51)		
<b>Total for Check: 86344</b>						<b>\$209.48</b>	<b>\$10,992.62</b>
86345	05/23/2018	NORTHWEST MOSQUITO AND VECTOR	Inv# 1414	MOSQUITO CONTROL	\$1,128.87		
<b>Total for Check: 86345</b>						<b>\$1,128.87</b>	<b>\$74,353.15</b>
86347	05/23/2018	OLIN CHLOR ALKALI PRODUCTS	Inv# 2497353	4/24 s.hypochlorite 4948 gal	\$3,057.86		
86347	05/23/2018	OLIN CHLOR ALKALI PRODUCTS	Inv# 2496688	4/23 s.hypochlorite 4942 gal	\$3,054.16		
86347	05/23/2018	OLIN CHLOR ALKALI PRODUCTS	Inv# 2498728	4/26 s.hypochlorite 4910 gal	\$3,034.38		
86347	05/23/2018	OLIN CHLOR ALKALI PRODUCTS	Inv# 2499357	4/26 s.hypochlorite 4964 gal	\$3,067.75		
86347	05/23/2018	OLIN CHLOR ALKALI PRODUCTS	Inv# 2498727	4/26 s.hypochlorite 4956 gal	\$3,062.81		

# Orange County Water District

## Cash Disbursements

Begin Date: 03/29/2018

End Date: 05/30/2018

Page 112

### Accounts Payable Cash Disbursements Presented for Board Ratification and/or Approval

Check No.	Date	Vendor Name	Invoice #	Purpose	Invoice Amount	Check Amount	FYTD
86347	05/23/2018	OLIN CHLOR ALKALI PRODUCTS	Inv# 2499358	4/27 s.hypochlorite 4910 gal	\$3,034.38		
86347	05/23/2018	OLIN CHLOR ALKALI PRODUCTS	Inv# 2498726	4/26 s.hypochlorite 4968 gal	\$3,070.22		
86347	05/23/2018	OLIN CHLOR ALKALI PRODUCTS	Inv# 2499359	4/27 s.hypochlorite 5004 gal	\$3,092.47		
86347	05/23/2018	OLIN CHLOR ALKALI PRODUCTS	Inv# 2498725	4/26 s.hypochlorite 4982 gal	\$3,078.88		
86347	05/23/2018	OLIN CHLOR ALKALI PRODUCTS	Inv# 2496686	4/23 s.hypochlorite 4934 gal	\$3,049.21		
86347	05/23/2018	OLIN CHLOR ALKALI PRODUCTS	Inv# 2496687	4/23 s.hypochlorite 4970 gal	\$3,071.46		
86347	05/23/2018	OLIN CHLOR ALKALI PRODUCTS	Inv# 2496689	4/23 s.hypochlorite 4872 gal	\$3,010.90		
86347	05/23/2018	OLIN CHLOR ALKALI PRODUCTS	Inv# 2497351	4/24 s.hypochlorite 4954 gal	\$3,061.57		
86347	05/23/2018	OLIN CHLOR ALKALI PRODUCTS	Inv# 2497350	4/24 s.hypochlorite 4906 gal	\$3,031.91		
86347	05/23/2018	OLIN CHLOR ALKALI PRODUCTS	Inv# 2497352	4/24 s.hypochlorite 4928 gal	\$3,045.50		
<b>Total for Check: 86347</b>						<b>\$45,823.46</b>	<b>\$961,300.27</b>
86349	05/23/2018	ONESOURCE DISTRIBUTORS INC.	Inv# S5824454.001	Scinor Trail SHC Material List	\$179.21		
86349	05/23/2018	ONESOURCE DISTRIBUTORS INC.	Inv# S5824454.001	Scinor Trail SHC Material List	\$690.94		
86349	05/23/2018	ONESOURCE DISTRIBUTORS INC.	Inv# S5824454.001	Scinor Trail SHC Material List	\$597.96		
86349	05/23/2018	ONESOURCE DISTRIBUTORS INC.	Inv# S5824454.001	Scinor Trail SHC Material List	\$274.15		
86349	05/23/2018	ONESOURCE DISTRIBUTORS INC.	Inv# S5824454.001	Scinor Trail SHC Material List	\$209.20		
86349	05/23/2018	ONESOURCE DISTRIBUTORS INC.	Inv# S5824454.001	Scinor Trail SHC Material List	\$91.65		
86349	05/23/2018	ONESOURCE DISTRIBUTORS INC.	Inv# S5824454.001	Scinor Trail SHC Material List	\$56.76		
86349	05/23/2018	ONESOURCE DISTRIBUTORS INC.	Inv# S5824454.001	Scinor Trail SHC Material List	\$38.12		
86349	05/23/2018	ONESOURCE DISTRIBUTORS INC.	Inv# S5824454.001	Scinor Trail SHC Material List	\$20.25		
86349	05/23/2018	ONESOURCE DISTRIBUTORS INC.	Inv# S5824454.001	Discount	(\$21.89)		
86349	05/23/2018	ONESOURCE DISTRIBUTORS INC.	Inv# S5841355.001	A/B Potentiometer Unit 1000 Oh	\$498.99		
86349	05/23/2018	ONESOURCE DISTRIBUTORS INC.	Inv# S5841355.001	S&H	\$9.24		
86349	05/23/2018	ONESOURCE DISTRIBUTORS INC.	Inv# S5841355.001	Discount	(\$4.59)		
86349	05/23/2018	ONESOURCE DISTRIBUTORS INC.	Inv# S5824454.001	Scinor Trail SHC Material List	\$222.15		
<b>Total for Check: 86349</b>						<b>\$2,862.14</b>	<b>\$147,100.22</b>
86350	05/23/2018	ORACLE AMERICA INC	Inv# 43931295	Renew Oracle iAS - 30 NUPs	\$889.29		
<b>Total for Check: 86350</b>						<b>\$889.29</b>	<b>\$61,690.31</b>
86351	05/23/2018	ORANGE COUNTY EMPLOYEE ASSOCIATION	Inv# MAY 2018	OCEA Dues May2018	\$3,082.41		
<b>Total for Check: 86351</b>						<b>\$3,082.41</b>	<b>\$37,596.28</b>
86352	05/23/2018	PACIFIC HYDROTECH CORPORATION	Inv# 13 (RETENTION RELEASE)	Retention release (EW1-2016-1)	(\$10,733.29)		

# Orange County Water District

## Cash Disbursements

Begin Date: 03/29/2018

End Date: 05/30/2018

Page 113

### Accounts Payable Cash Disbursements Presented for Board Ratification and/or Approval

Check No.	Date	Vendor Name	Invoice #	Purpose	Invoice Amount	Check Amount	FYTD
86352	05/23/2018	PACIFIC HYDROTECH CORPORATION	Inv# 13 (RETENTION RELEASE) (EW1-2016-1)	Retention release	\$2,191.16		
86352	05/23/2018	PACIFIC HYDROTECH CORPORATION	Inv# 13 (RETENTION RELEASE) (EW1-2016-1)	Retention release	\$428.06		
86352	05/23/2018	PACIFIC HYDROTECH CORPORATION	Inv# 13 (RETENTION RELEASE) (EW1-2016-1)	Retention release	\$254.62		
86352	05/23/2018	PACIFIC HYDROTECH CORPORATION	Inv# 13 (RETENTION RELEASE) (EW1-2016-1)	Retention release	\$65,337.00		
<b>Total for Check: 86352</b>						<b>\$57,477.55</b>	<b>\$6,189,482.04</b>
86354	05/23/2018	PIKE, DONNA R./PETTY CASH CUSTODIAN	Inv# APRIL 2018-7	CarWashTip A70 RJO	\$2.00		
86354	05/23/2018	PIKE, DONNA R./PETTY CASH CUSTODIAN	Inv# APRIL 2018-8	FedEx Package PV	\$29.03		
86354	05/23/2018	PIKE, DONNA R./PETTY CASH CUSTODIAN	Inv# APRIL 2018-6	WellnessProgram KND	\$118.88		
86354	05/23/2018	PIKE, DONNA R./PETTY CASH CUSTODIAN	Inv# APRIL 2018-5	Office Supply DCB	\$29.08		
86354	05/23/2018	PIKE, DONNA R./PETTY CASH CUSTODIAN	Inv# APRIL 2018-4	WeedKiller JWH	\$30.11		
86354	05/23/2018	PIKE, DONNA R./PETTY CASH CUSTODIAN	Inv# APRIL 2018-3	TruckWashTip T122 MRD	\$2.00		
86354	05/23/2018	PIKE, DONNA R./PETTY CASH CUSTODIAN	Inv# APRIL 2018-2	GWRSPresentationFlowers DMP	\$6.50		
86354	05/23/2018	PIKE, DONNA R./PETTY CASH CUSTODIAN	Inv# APRIL 2018-13	SWRCB Mtg LT	\$12.20		
86354	05/23/2018	PIKE, DONNA R./PETTY CASH CUSTODIAN	Inv# APRIL 2018-12	Propane RGC	\$44.45		
86354	05/23/2018	PIKE, DONNA R./PETTY CASH CUSTODIAN	Inv# APRIL 2018-11	Keys RGC	\$11.96		
86354	05/23/2018	PIKE, DONNA R./PETTY CASH CUSTODIAN	Inv# APRIL 2018-10	Tools GDL	\$29.08		
86354	05/23/2018	PIKE, DONNA R./PETTY CASH CUSTODIAN	Inv# APRIL 2018-9	Keys RJO	\$6.53		
86354	05/23/2018	PIKE, DONNA R./PETTY CASH CUSTODIAN	Inv# APRIL 2018-1	ParkGrndwtrWellClass BRN	\$24.00		
86354	05/23/2018	PIKE, DONNA R./PETTY CASH CUSTODIAN	Inv# APRIL 2018-14	Fasteners JWH	\$0.99		
<b>Total for Check: 86354</b>						<b>\$346.81</b>	<b>\$7,082.43</b>

# Orange County Water District

## Cash Disbursements

Begin Date: 03/29/2018

End Date: 05/30/2018

Page 114

### Accounts Payable Cash Disbursements Presented for Board Ratification and/or Approval

Check No.	Date	Vendor Name	Invoice #	Purpose	Invoice Amount	Check Amount	FYTD
86355	05/23/2018	PLATINUM COMPUTER SUPPORT	Inv# 23765	INVENTORY RE-ORDER	\$123.16		
86355	05/23/2018	PLATINUM COMPUTER SUPPORT	Inv# 23765	INVENTORY RE-ORDER	\$115.79		
86355	05/23/2018	PLATINUM COMPUTER SUPPORT	Inv# 23765	INVENTORY RE-ORDER	\$147.90		
86355	05/23/2018	PLATINUM COMPUTER SUPPORT	Inv# 23765	INVENTORY RE-ORDER	\$365.40		
86355	05/23/2018	PLATINUM COMPUTER SUPPORT	Inv# 23765	INVENTORY RE-ORDER	\$687.84		
		<b>Total for Check:</b>	86355			\$1,440.09	\$33,447.60
86356	05/23/2018	POLYDYNE INC.	Inv# 1235397	PLANT CHEMICAL	\$2,401.20		
		<b>Total for Check:</b>	86356			\$2,401.20	\$33,616.80
86357	05/23/2018	PRECISION SOLUTIONS INTERNATIONAL INC	Inv# 4719	JDE Upgrade 9.2	\$1,650.00		
		<b>Total for Check:</b>	86357			\$1,650.00	\$13,725.00
86358	05/23/2018	Patel, Mehul	Inv# 3/23-4/22/18	STIPEND 3/23-4/22/18 phone stipend	\$40.00		
		<b>Total for Check:</b>	86358			\$40.00	\$1,238.76
86359	05/23/2018	Pennella, James W.	Inv# ACWA JPIA SAFETY AWARD	ACWA JPIA Safety Award	\$25.00		
		<b>Total for Check:</b>	86359			\$25.00	\$25.00
86360	05/23/2018	Phillips, Robert	Inv# 1/24-2/23/18	STIPEND 1/24-2/23/18 phone stipend	\$40.00		
86360	05/23/2018	Phillips, Robert	Inv# 2/24-3/23/18	STIPEND 2/24-3/23/18 phone stipend	\$40.00		
86360	05/23/2018	Phillips, Robert	Inv# 3/24-4/23/18	STIPEND 3/24-4/23/18 phone stipend	\$40.00		
86360	05/23/2018	Phillips, Robert	Inv# 3/7-8/18	ACWA/JPIA TRAING 3/7-8/18 ACWA JPIA Training	\$91.56		
86360	05/23/2018	Phillips, Robert	Inv# ACWA JPIA SAFETY AWARD	ACWA JPIA Safety Award	\$25.00		
		<b>Total for Check:</b>	86360			\$236.56	\$396.56
86361	05/23/2018	Plumlee, Megan	Inv# 3/5-4/4/18	STIPEND 3/5-4/4/18 phone stipend	\$35.28		
86361	05/23/2018	Plumlee, Megan	Inv# 11/2-12/1/17	STIPEND 11/2-12/1/17 phone stipend	\$40.00		
86361	05/23/2018	Plumlee, Megan	Inv# 4/5-5/4/18	STIPEND 4/5-5/4/18 phone stipend	\$31.02		
86361	05/23/2018	Plumlee, Megan	Inv# 2/5-3/4/18	STIPEND 2/5-3/4/18 phone stipend	\$35.36		
86361	05/23/2018	Plumlee, Megan	Inv# 3/26-27/18	TRAVEL 3/26-27 Monterey WateReuse	\$38.75		
86361	05/23/2018	Plumlee, Megan	Inv# 1/5-2/4/18	STIPEND 1/5-2/4/18 phone stipend	\$39.01		
		<b>Total for Check:</b>	86361			\$219.42	\$805.48
86362	05/23/2018	QUINN COMPANY	Inv# WO830087196	TL-36 D7E CUTTING EDGES	\$102.08		
86362	05/23/2018	QUINN COMPANY	Inv# WO830087196	TL-36 D7E CUTTING EDGES	\$102.08		
86362	05/23/2018	QUINN COMPANY	Inv# WO830087196	TL-36 D7E CUTTING EDGES	\$320.71		
86362	05/23/2018	QUINN COMPANY	Inv# WO830087196	TL-36 D7E CUTTING EDGES	\$370.79		

# Orange County Water District

## Cash Disbursements

Begin Date: 03/29/2018

End Date: 05/30/2018

Page 115

### Accounts Payable Cash Disbursements Presented for Board Ratification and/or Approval

Check No.	Date	Vendor Name	Invoice #	Purpose	Invoice Amount	Check Amount	FYTD
86362	05/23/2018	QUINN COMPANY	Inv# WO830087196	TL-36 D7E CUTTING EDGES	\$1,319.67		
<b>Total for Check: 86362</b>						\$2,215.33	\$88,606.22
86363	05/23/2018	ROBERTSON'S READY MIX	Inv# 213769	GRAVEL	\$76.13		
86363	05/23/2018	ROBERTSON'S READY MIX	Inv# 213769	GRAVEL	\$70.68		
86363	05/23/2018	ROBERTSON'S READY MIX	Inv# 213769	GRAVEL	\$52.20		
86363	05/23/2018	ROBERTSON'S READY MIX	Inv# 213769	GRAVEL	\$42.00		
86363	05/23/2018	ROBERTSON'S READY MIX	Inv# 213769	GRAVEL	\$652.50		
<b>Total for Check: 86363</b>						\$893.51	\$1,678.67
86364	05/23/2018	ROSEMOUNT ANALYTICAL INC.	Inv# 862549	Ammonium Sensor (SQ10353)	\$2,400.11		
86364	05/23/2018	ROSEMOUNT ANALYTICAL INC.	Inv# 862549		(\$24.00)		
<b>Total for Check: 86364</b>						\$2,376.11	\$64,159.40
86365	05/23/2018	Raley, Robert	Inv# 4/2-5/1/18	STIPEND 4/2-5/1/18 phone stipend	\$40.00		
<b>Total for Check: 86365</b>						\$40.00	\$440.00
86366	05/23/2018	SAINT-GOBAIN PERFORMANCE	Inv# 18CV4601099	INVENTORY RE-ORDER	\$7,906.13		
<b>Total for Check: 86366</b>						\$7,906.13	\$15,940.27
86367	05/23/2018	SALCO DYNAMIC SOLUTIONS, INC.	Inv# 49274	INVENTORY RE-ORDER	\$338.43		
86367	05/23/2018	SALCO DYNAMIC SOLUTIONS, INC.	Inv# 49274		\$27.19		
<b>Total for Check: 86367</b>						\$365.62	\$17,138.52
86368	05/23/2018	SANTA ANA, CITY OF	Inv# 5-3995.300MAY18	03/15-05/11/18USAGE20	\$217.65		
<b>Total for Check: 86368</b>						\$217.65	\$40,975.02
86369	05/23/2018	SC FUELS	Inv# 2196069	DISCOUNT PAYBCK INV#2196069 PAYBACK DISCOUNT	\$44.09		
<b>Total for Check: 86369</b>						\$44.09	\$88,148.17
86370	05/23/2018	SIERRA SPRINGS/DS WATERS	Inv# 507-6-OCWD MAY18	BPO BOTTLES WATER SERVICE	\$125.00		
<b>Total for Check: 86370</b>						\$125.00	\$1,103.50
86371	05/23/2018	SITEONE LANDSCAPE SUPPLY	Inv# 85759842	BPO LANDSCAPE SUPPLIES	\$189.60		
86371	05/23/2018	SITEONE LANDSCAPE SUPPLY	Inv# 85759842		(\$3.79)		
<b>Total for Check: 86371</b>						\$185.81	\$1,069.00
86374	05/23/2018	SNAP-ON INDUSTRIAL	Inv# ARV / 35229774	ROJEDA: TOOLS FOR MF	\$397.24		
86374	05/23/2018	SNAP-ON INDUSTRIAL	Inv# ARV / 35229774	ROJEDA: TOOLS FOR MF	\$115.63		
86374	05/23/2018	SNAP-ON INDUSTRIAL	Inv# ARV / 35229774	ROJEDA: TOOLS FOR MF	\$102.83		
86374	05/23/2018	SNAP-ON INDUSTRIAL	Inv# ARV / 35229774	ROJEDA: TOOLS FOR MF	\$169.54		
86374	05/23/2018	SNAP-ON INDUSTRIAL	Inv# ARV / 36011121	ROJEDA: TOOLS FOR MF	\$51.96		

# Orange County Water District

## Cash Disbursements

Begin Date: 03/29/2018

End Date: 05/30/2018

Page 116

### Accounts Payable Cash Disbursements Presented for Board Ratification and/or Approval

Check No.	Date	Vendor Name	Invoice #	Purpose	Invoice Amount	Check Amount	FYTD
86374	05/23/2018	SNAP-ON INDUSTRIAL	Inv# ARV / 35229774	ROJEDA: TOOLS FOR MF	\$188.69		
86374	05/23/2018	SNAP-ON INDUSTRIAL	Inv# ARV / 35229774	ROJEDA: TOOLS FOR MF	\$194.37		
86374	05/23/2018	SNAP-ON INDUSTRIAL	Inv# ARV / 35229774	ROJEDA: TOOLS FOR MF	\$375.26		
86374	05/23/2018	SNAP-ON INDUSTRIAL	Inv# ARV / 35229774	ROJEDA: TOOLS FOR MF	\$430.46		
86374	05/23/2018	SNAP-ON INDUSTRIAL	Inv# ARV / 35229774	ROJEDA: TOOLS FOR MF	\$18.27		
86374	05/23/2018	SNAP-ON INDUSTRIAL	Inv# ARV / 35229774	ROJEDA: TOOLS FOR MF	\$351.85		
86374	05/23/2018	SNAP-ON INDUSTRIAL	Inv# ARV / 35249961	ROJEDA: TOOLS FOR MF	\$85.80		
86374	05/23/2018	SNAP-ON INDUSTRIAL	Inv# ARV / 35229774	ROJEDA: TOOLS FOR MF	\$97.89		
86374	05/23/2018	SNAP-ON INDUSTRIAL	Inv# ARV / 35229774	ROJEDA: TOOLS FOR MF	\$28.68		
86374	05/23/2018	SNAP-ON INDUSTRIAL	Inv# ARV / 35482911	ROJEDA: TOOLS FOR MF	\$160.32		
86374	05/23/2018	SNAP-ON INDUSTRIAL	Inv# ARV / 35460094	ROJEDA: TOOLS FOR MF	\$25.18		
86374	05/23/2018	SNAP-ON INDUSTRIAL	Inv# ARV / 35332141	ROJEDA: TOOLS FOR MF	\$54.60		
86374	05/23/2018	SNAP-ON INDUSTRIAL	Inv# ARV / 35274086	ROJEDA: TOOLS FOR MF	\$99.25		
86374	05/23/2018	SNAP-ON INDUSTRIAL	Inv# ARV / 35249961	ROJEDA: TOOLS FOR MF	\$9.08		
86374	05/23/2018	SNAP-ON INDUSTRIAL	Inv# ARV / 36002306	ROJEDA: TOOLS FOR MF	\$48.32		
86374	05/23/2018	SNAP-ON INDUSTRIAL	Inv# ARV / 35249961	ROJEDA: TOOLS FOR MF	\$216.61		
86374	05/23/2018	SNAP-ON INDUSTRIAL	Inv# ARV / 35249961	ROJEDA: TOOLS FOR MF	\$874.79		
86374	05/23/2018	SNAP-ON INDUSTRIAL	Inv# ARV / 35249961	ROJEDA: TOOLS FOR MF	\$2,517.69		
86374	05/23/2018	SNAP-ON INDUSTRIAL	Inv# ARV / 35229774	ROJEDA: TOOLS FOR MF	\$7.77		
86374	05/23/2018	SNAP-ON INDUSTRIAL	Inv# ARV / 35229774	ROJEDA: TOOLS FOR MF	\$9.64		
86374	05/23/2018	SNAP-ON INDUSTRIAL	Inv# ARV / 35229774	ROJEDA: TOOLS FOR MF	\$9.97		
86374	05/23/2018	SNAP-ON INDUSTRIAL	Inv# ARV / 35229774	ROJEDA: TOOLS FOR MF	\$20.64		
86374	05/23/2018	SNAP-ON INDUSTRIAL	Inv# ARV / 35229774	ROJEDA: TOOLS FOR MF	\$49.46		
86374	05/23/2018	SNAP-ON INDUSTRIAL	Inv# ARV / 35260958	ROJEDA: TOOLS FOR MF	\$203.32		
<b>Total for Check: 86374</b>						<b>\$6,915.11</b>	<b>\$17,115.86</b>
86375	05/23/2018	SOUTHERN CALIFORNIA EDISON CO.	Inv# 3-027-0770-76MAY18	04/18-05/17/18KWH2522	\$314.88		
86375	05/23/2018	SOUTHERN CALIFORNIA EDISON CO.	Inv# 3-044-7967-96MAY18	04/13-05/14/18KWH256	\$89.82		
86375	05/23/2018	SOUTHERN CALIFORNIA EDISON CO.	Inv# 3-023-2096-60MAY18	04/13-05/14/18KWH351	\$76.08		
86375	05/23/2018	SOUTHERN CALIFORNIA EDISON CO.	Inv# 3-017-9360-14MAY18	04/17-05/16/18KWH62	\$32.41		



# Orange County Water District

## Cash Disbursements

Begin Date: 03/29/2018

End Date: 05/30/2018

Page 117

### Accounts Payable Cash Disbursements Presented for Board Ratification and/or Approval

Check No.	Date	Vendor Name	Invoice #	Purpose	Invoice Amount	Check Amount	FYTD
86375	05/23/2018	SOUTHERN CALIFORNIA EDISON CO.	Inv# 3-017-7474-01MAY18	04/16-05/15/18KWH35	\$28.57		
<b>Total for Check:</b>		86375				\$541.76	\$7,289,842.54
86376	05/23/2018	STAPLES	Inv# 3376080995	OFFICE SUPPLIES	\$66.20		
86376	05/23/2018	STAPLES	Inv# 3376080995	OFFICE SUPPLIES	\$28.23		
<b>Total for Check:</b>		86376				\$94.43	\$50,112.73
86377	05/23/2018	SUEZ WTS ANALYTICAL INSTRUMENTS, INC.	Inv# 99164283	EQUIP. SERVICE	\$3,181.49		
86377	05/23/2018	SUEZ WTS ANALYTICAL INSTRUMENTS, INC.	Inv# 99182225	EQUIP. SERVICE	\$440.44		
86377	05/23/2018	SUEZ WTS ANALYTICAL INSTRUMENTS, INC.	Inv# 99229606	EQUIP. SERVICE	\$440.44		
<b>Total for Check:</b>		86377				\$4,062.37	\$22,350.59
86378	05/23/2018	Scott-Roberts, Sandy	Inv# 3/21/18 TRAVEL	3/21 Irvine OCWA Board Meeting	\$44.99		
86378	05/23/2018	Scott-Roberts, Sandy	Inv# 4/18/18 TRAVEL	4/18 Irvine OCWA Board Meeting	\$30.00		
86378	05/23/2018	Scott-Roberts, Sandy	Inv# 5/16/18 TRAVEL	5/16 Irvine OCWA Board Meeting	\$44.99		
<b>Total for Check:</b>		86378				\$119.98	\$702.38
86379	05/23/2018	TESTAMERICA	Inv# 44280302	BPO FOR WATER QUALITY ANALYSES	\$482.50		
86379	05/23/2018	TESTAMERICA	Inv# 44280304	BPO FOR WATER QUALITY ANALYSES	\$193.00		
86379	05/23/2018	TESTAMERICA	Inv# 44280303	BPO FOR WATER QUALITY ANALYSES	\$193.00		
86379	05/23/2018	TESTAMERICA	Inv# 44280444	BPO FOR WATER QUALITY ANALYSES	\$579.00		
86379	05/23/2018	TESTAMERICA	Inv# 44279545	BPO FOR WATER QUALITY ANALYSES	\$26.50		
86379	05/23/2018	TESTAMERICA	Inv# 44279217	BPO FOR WATER QUALITY ANALYSES	\$176.50		
86379	05/23/2018	TESTAMERICA	Inv# 44279326	BPO FOR WATER QUALITY ANALYSES	\$579.00		
86379	05/23/2018	TESTAMERICA	Inv# 44279766	BPO FOR WATER QUALITY ANALYSES	\$772.00		
<b>Total for Check:</b>		86379				\$3,001.50	\$47,872.00
86380	05/23/2018	THE GAS COMPANY	Inv# 050 709 2900 4MAY18	04/04-05/03/18 THERMS97	\$95.14		
<b>Total for Check:</b>		86380				\$95.14	\$37,520.26
86381	05/23/2018	THE REGENTS OF UNIVERSITY OF CALIFORNIA	Inv# 8782CA0004	SCOPING STUDY	\$8,280.32		
<b>Total for Check:</b>		86381				\$8,280.32	\$27,646.67
86382	05/23/2018	TIME WARNER COMMUNICATIONS	Inv# 0400190042518	Contract for Internet Service	\$1,349.00		
<b>Total for Check:</b>		86382				\$1,349.00	\$18,228.97
86383	05/23/2018	TOTAL FUNDS BY HASLER	Inv# 7900 0110 0247 2424APR18	BPO PREPAID POSTAGE	\$3,000.00		

# Orange County Water District

## Cash Disbursements

Begin Date: 03/29/2018

End Date: 05/30/2018

Page 118

### Accounts Payable Cash Disbursements Presented for Board Ratification and/or Approval

Check No.	Date	Vendor Name	Invoice #	Purpose	Invoice Amount	Check Amount	FYTD
		<b>Total for Check:</b>	86383			\$3,000.00	\$15,000.00
86384	05/23/2018	Torres, Eleanor	Inv# 3/21/18 TRAVEL	3/21 Van Nuys LADPW Panel	\$7.30		
86384	05/23/2018	Torres, Eleanor	Inv# 3/27/18 CWF	3/27 CWF@UCI	\$7.63		
86384	05/23/2018	Torres, Eleanor	Inv# 5/1/18 TRAVEL	5/1 L.A. GWRS Water Tabling	\$20.00		
86384	05/23/2018	Torres, Eleanor	Inv# 5/10/18 TRAVEL	5/10 L.A. WateReuse/MET Potabl	\$61.27		
86384	05/23/2018	Torres, Eleanor	Inv# 5/3/18 TRAVEL	5/3 Anaheim OCWS Meeting	\$2.00		
		<b>Total for Check:</b>	86384			\$98.20	\$756.25
86385	05/23/2018	U.S. BANK CORPORATE PAYMENT SYSTEM	Inv# APRIL 2018 CC	March 2018 credit card purchas	\$40,410.32		
		<b>Total for Check:</b>	86385			\$40,410.32	\$429,360.40
86386	05/23/2018	U.S. HEALTHWORKS	Inv# 3313717-CA	BPO MEDICAL SERVICES	\$130.00		
		<b>Total for Check:</b>	86386			\$130.00	\$4,165.00
86387	05/23/2018	U.S. SAFETY & SUPPLY COMPANY	Inv# 372497	Safety Hoist Certification	\$70.00		
86387	05/23/2018	U.S. SAFETY & SUPPLY COMPANY	Inv# 372497	Discount	(\$7.59)		
86387	05/23/2018	U.S. SAFETY & SUPPLY COMPANY	Inv# 372497	Safety Hoist Certification	\$689.00		
		<b>Total for Check:</b>	86387			\$751.41	\$1,557.61
86388	05/23/2018	U.S. TELEPACIFIC CORP	Inv# 103263902-0	Internet Services	\$1,781.26		
86388	05/23/2018	U.S. TELEPACIFIC CORP	Inv# 103263902-0	Late Charge	\$26.32		
		<b>Total for Check:</b>	86388			\$1,807.58	\$19,351.77
86389	05/23/2018	UNION BANK	Inv# 1096157	Acct#6736301640 April 2018	\$1,105.67		
		<b>Total for Check:</b>	86389			\$1,105.67	\$23,005.37
86390	05/23/2018	UNITED PARCEL SERVICE INC	Inv# 0000X81601198	Package Delivery	\$78.33		
86390	05/23/2018	UNITED PARCEL SERVICE INC	Inv# 0000X81601188	Package Delivery	\$59.01		
		<b>Total for Check:</b>	86390			\$137.34	\$2,598.55
86391	05/23/2018	UNIVAR USA	Inv# LA639719	Discount	(\$69.33)		
86391	05/23/2018	UNIVAR USA	Inv# LA639714	Discount	(\$67.29)		
86391	05/23/2018	UNIVAR USA	Inv# LA639716	5/17 sulfuric acid 24.96 tons	\$3,344.64		
86391	05/23/2018	UNIVAR USA	Inv# LA639716	Discount	(\$66.89)		
86391	05/23/2018	UNIVAR USA	Inv# LA639719	5/17 sulfuric acid 25.87 tons	\$3,466.58		
86391	05/23/2018	UNIVAR USA	Inv# LA639714	5/17 sulfuric acid 25.11 tons	\$3,364.74		
		<b>Total for Check:</b>	86391			\$9,972.45	\$295,475.45
86392	05/23/2018	UTILIQUEST LLC	Inv# 261422-Q 9932	4/15-21 screen/mark pipes	\$12.64		
86392	05/23/2018	UTILIQUEST LLC	Inv# 261422-Q 9908	4/15-21 screen/mark pipes	\$76.42		

# Orange County Water District

## Cash Disbursements

Begin Date: 03/29/2018

End Date: 05/30/2018

Page 119

### Accounts Payable Cash Disbursements Presented for Board Ratification and/or Approval

Check No.	Date	Vendor Name	Invoice #	Purpose	Invoice Amount	Check Amount	FYTD
86392	05/23/2018	UTILIQUEST LLC	Inv# 261422-Q 9911	4/15-21 screen/mark pipes	\$1,068.79		
86392	05/23/2018	UTILIQUEST LLC	Inv# 261422-Q 9922	4/15-21 screen/mark pipes	\$623.46		
<b>Total for Check:</b>		86392				\$1,781.31	\$82,782.56
86393	05/23/2018	UTILITY COST MANAGEMENT LLC	Inv# 23293	SCE Electric Svc	\$8,839.46		
<b>Total for Check:</b>		86393				\$8,839.46	\$31,348.34
86395	05/23/2018	VWR INTERNATIONAL, INC.	Inv# 8082305326	Discount	(\$9.04)		
86395	05/23/2018	VWR INTERNATIONAL, INC.	Inv# 8082234852	R&D Supplies for K/J Project	\$530.03		
86395	05/23/2018	VWR INTERNATIONAL, INC.	Inv# 8082234852	Discount	(\$5.30)		
86395	05/23/2018	VWR INTERNATIONAL, INC.	Inv# 8082305325	INVENTORY RE-ORDER	\$1,120.05		
86395	05/23/2018	VWR INTERNATIONAL, INC.	Inv# 8082305325	Freight	\$68.07		
86395	05/23/2018	VWR INTERNATIONAL, INC.	Inv# 8082305326	INVENTORY RE-ORDER	\$903.71		
86395	05/23/2018	VWR INTERNATIONAL, INC.	Inv# 8082305327	INVENTORY RE-ORDER	\$218.59		
86395	05/23/2018	VWR INTERNATIONAL, INC.	Inv# 8082305327	Discount	(\$2.19)		
86395	05/23/2018	VWR INTERNATIONAL, INC.	Inv# 8082312817	INVENTORY RE-ORDER	\$587.25		
86395	05/23/2018	VWR INTERNATIONAL, INC.	Inv# 8082312817	Freight	\$69.71		
86395	05/23/2018	VWR INTERNATIONAL, INC.	Inv# 8082312817	Discount	(\$6.57)		
86395	05/23/2018	VWR INTERNATIONAL, INC.	Inv# 8082330318	SAMPLE ANALYSIS	\$54.81		
86395	05/23/2018	VWR INTERNATIONAL, INC.	Inv# 8082330318	Freight	\$21.35		
86395	05/23/2018	VWR INTERNATIONAL, INC.	Inv# 8082330318	Discount	(\$0.76)		
86395	05/23/2018	VWR INTERNATIONAL, INC.	Inv# 8082305325	Discount	(\$11.88)		
<b>Total for Check:</b>		86395				\$3,537.83	\$132,890.03
86396	05/23/2018	WATER RESEARCH FOUNDATION	Inv# 0005132-2018-1	Membrshp7/1/18-6/30/19	\$111,493.00		
<b>Total for Check:</b>		86396				\$111,493.00	\$111,493.00
86397	05/23/2018	WATERS CORPORATION	Inv# 270931847	Freight	\$30.38		
86397	05/23/2018	WATERS CORPORATION	Inv# 270931847	LABORATORY SUPPLIES	\$727.32		
<b>Total for Check:</b>		86397				\$757.70	\$57,206.92
86398	05/23/2018	WEST COAST ARBORISTS, INC.	Inv# 136227	TREE TRIMMING AT FIELD HQ	\$715.00		
<b>Total for Check:</b>		86398				\$715.00	\$36,060.00
86399	05/23/2018	Wehner, Michael P.	Inv# 4/18/18-1	TRAVEL 4/18 Irvine OCWA Meeting	\$30.00		
86399	05/23/2018	Wehner, Michael P.	Inv# OCWA MEMBERSHIP	OCWA Membership	\$70.00		
86399	05/23/2018	Wehner, Michael P.	Inv# 3/25-27/18	TRAVEL 3/25-27 Monterey WateReuse	\$203.00		
<b>Total for Check:</b>		86399				\$303.00	\$303.00

# Orange County Water District

## Cash Disbursements

Begin Date: 03/29/2018

End Date: 05/30/2018

Page 120

### Accounts Payable Cash Disbursements Presented for Board Ratification and/or Approval

Check No.	Date	Vendor Name	Invoice #	Purpose	Invoice Amount	Check Amount	FYTD
86400	05/23/2018	Woodside, Greg	Inv# 4/12/18 TRAVEL	4/12 L.A. Prado FS w/US ACOE	\$86.91		
86400	05/23/2018	Woodside, Greg	Inv# 4/4-5/3/18 STIPEND	4/4-5/3/18 phone stipend	\$40.00		
86400	05/23/2018	Woodside, Greg	Inv# 5/17/18 TRAVEL	5/17 L.A. FIRO w/US ACOE	\$30.41		
86400	05/23/2018	Woodside, Greg	Inv# 5/8-10/18 TRAVEL	5/8-10 SACTO ACWA Conference	\$749.85		
86400	05/23/2018	Woodside, Greg	Inv# 3/4-4/3/18 STIPEND	3/4-4/3/18 phone stipend	\$40.00		
<b>Total for Check: 86400</b>						\$947.17	\$2,156.29
86401	05/23/2018	YALE / CHASE EQUIPMENT AND SERVICES INC.	Inv# SI183213	CART REHAB PARTS	\$22.34		
<b>Total for Check: 86401</b>						\$22.34	\$7,285.77
86402	05/23/2018	ZCATER	Inv# 164328	Delivery	\$10.00		
86402	05/23/2018	ZCATER	Inv# 164328	BPO CATERING SERVICE	\$293.63		
<b>Total for Check: 86402</b>						\$303.63	\$2,738.60
86404	05/30/2018	XEROX CORPORATION	Inv# 093114360	XEROX EQUIPMENT LEASE	\$179.77		
86404	05/30/2018	XEROX CORPORATION	Inv# 093177302	XEROX COPIER MAINTENANCE	\$11.21		
86404	05/30/2018	XEROX CORPORATION	Inv# 093177304	XEROX EQUIPMENT LEASE	\$944.19		
86404	05/30/2018	XEROX CORPORATION	Inv# 093114352	XEROX PLOTTER MAINTENANCE	\$43.00		
86404	05/30/2018	XEROX CORPORATION	Inv# 093191519	XEROX EQUIPMENT LEASE	\$777.28		
86404	05/30/2018	XEROX CORPORATION	Inv# 093191519.	XEROX PRINT CHARGES	\$178.35		
86404	05/30/2018	XEROX CORPORATION	Inv# 093191519.	XEROX PRINT CHARGES	\$99.16		
86404	05/30/2018	XEROX CORPORATION	Inv# 093114359	SCANNER MAINTENANCE	\$300.51		
86404	05/30/2018	XEROX CORPORATION	Inv# 093202052	XEROX COPIER MAINTENANCE	\$0.96		
86404	05/30/2018	XEROX CORPORATION	Inv# 093202052	XEROX COPIER MAINTENANCE	\$26.12		
86404	05/30/2018	XEROX CORPORATION	Inv# 093114350	XEROX COPIER MAINTENANCE	\$10.00		
86404	05/30/2018	XEROX CORPORATION	Inv# 093114358	SCANNER MAINTENANCE	\$116.00		
86404	05/30/2018	XEROX CORPORATION	Inv# 093114348	XEROX COPIER MAINTENANCE	\$10.00		
86404	05/30/2018	XEROX CORPORATION	Inv# 093114351	XEROX COPIER MAINTENANCE	\$10.00		
86404	05/30/2018	XEROX CORPORATION	Inv# 093114354	XEROX COPIER MAINTENANCE	\$10.00		
86404	05/30/2018	XEROX CORPORATION	Inv# 093114353	XEROX PLOTTER MAINTENANCE	\$20.00		
86404	05/30/2018	XEROX CORPORATION	Inv# 093114355	XEROX COPIER MAINTENANCE	\$10.00		
86404	05/30/2018	XEROX CORPORATION	Inv# 093114356	XEROX COPIER MAINTENANCE	\$10.00		
86404	05/30/2018	XEROX CORPORATION	Inv# 093114357	XEROX COPIER MAINTENANCE	\$10.00		
<b>Total for Check: 86404</b>						\$2,766.55	\$16,742.51
86405	05/30/2018	ACE LAWN MOWER & SAW	Inv# 196546	BPO EQUIPMENT REPAIR	\$90.60		

# Orange County Water District

## Cash Disbursements

Begin Date: 03/29/2018

End Date: 05/30/2018

Page 121

### Accounts Payable Cash Disbursements Presented for Board Ratification and/or Approval

Check No.	Date	Vendor Name	Invoice #	Purpose	Invoice Amount	Check Amount	FYTD
		<b>Total for Check:</b>	86405			\$90.60	\$489.47
86406	05/30/2018	ACT ENVIRO	Inv# 184285	WASTE DISPOSAL	\$198.57		
		<b>Total for Check:</b>	86406			\$198.57	\$17,976.71
86407	05/30/2018	ACWA/JPIA	Inv# 0551521	JUNE 2018 June 2018 health insurance	\$423,984.69		
		<b>Total for Check:</b>	86407			\$423,984.69	\$5,360,323.92
86408	05/30/2018	AFTON PUMPS, INC.	Inv# 0053016	INVENTORY RE-ORDER	\$320.00		
86408	05/30/2018	AFTON PUMPS, INC.	Inv# 0053016	freight	\$17.13		
		<b>Total for Check:</b>	86408			\$337.13	\$5,647.37
86409	05/30/2018	ALLEN TIRE COMPANY	Inv# 23-4123	RO: T-98 WATER QUALITY TRUCK N	\$81.57		
86409	05/30/2018	ALLEN TIRE COMPANY	Inv# 23-4123	RO: T-98 WATER QUALITY TRUCK N	\$24.46		
86409	05/30/2018	ALLEN TIRE COMPANY	Inv# 23-4123	RO: T-98 WATER QUALITY TRUCK N	\$1,290.52		
86409	05/30/2018	ALLEN TIRE COMPANY	Inv# 23-4123	RO: T-98 WATER QUALITY TRUCK N	\$10.50		
86409	05/30/2018	ALLEN TIRE COMPANY	Inv# 23-4123	RO: T-98 WATER QUALITY TRUCK N	\$210.00		
		<b>Total for Check:</b>	86409			\$1,617.05	\$7,440.79
86410	05/30/2018	ANAHEIM ELEMENTARY SCHOOL DISTRICT	Inv# 04LI0108	CWEF/BUS REIMBURSEMENT	\$500.00		
86410	05/30/2018	ANAHEIM ELEMENTARY SCHOOL DISTRICT	Inv# 04LI0108	CWEF/BUS REIMBURSEMENT	\$373.75		
86410	05/30/2018	ANAHEIM ELEMENTARY SCHOOL DISTRICT	Inv# 04LI0108	CWEF/BUS REIMBURSEMENT	\$238.75		
		<b>Total for Check:</b>	86410			\$1,112.50	\$1,112.50
86411	05/30/2018	ARAMARK UNIFORM SERVICES	Inv# 533302604	UNIFORM SERVICES	\$5.50		
86411	05/30/2018	ARAMARK UNIFORM SERVICES	Inv# 533302605	UNIFORM SERVICES	\$211.04		
86411	05/30/2018	ARAMARK UNIFORM SERVICES	Inv# 533302604	UNIFORM SERVICES	\$254.26		
86411	05/30/2018	ARAMARK UNIFORM SERVICES	Inv# 533302603	UNIFORM SERVICES	\$149.63		
		<b>Total for Check:</b>	86411			\$620.43	\$45,173.17
86412	05/30/2018	AT & T	Inv# 714 632-1928	726 9MAY18 MAY 14 - JUNE 13	\$113.67		
		<b>Total for Check:</b>	86412			\$113.67	\$30,122.52
86413	05/30/2018	AT & T	Inv# 951 273-9586	736 6MAY18 MAY 20 - JUNE 19	\$434.34		
		<b>Total for Check:</b>	86413			\$434.34	\$30,122.52
86414	05/30/2018	AT & T	Inv# 714 632-9206	128 4MAY18 MAY 14 - JUNE 13	\$290.17		
		<b>Total for Check:</b>	86414			\$290.17	\$30,122.52
86415	05/30/2018	B & M LAWN & GARDEN CENTER	Inv# 389410	BPO LANDSCAPING SUPPLIES	\$86.31		

# Orange County Water District

## Cash Disbursements

Begin Date: 03/29/2018

End Date: 05/30/2018

Page 122

### Accounts Payable Cash Disbursements Presented for Board Ratification and/or Approval

Check No.	Date	Vendor Name	Invoice #	Purpose	Invoice Amount	Check Amount	FYTD
<b>Total for Check:</b>		86415				\$86.31	\$3,751.23
86416	05/30/2018	BEACON PARK ELEMENTARY	Inv# TRIP 47600	CWEF/BUS REIMBURSEMENT	\$330.00		
86416	05/30/2018	BEACON PARK ELEMENTARY	Inv# TRIP 47665	CWEF/BUS REIMBURSEMENT	\$330.00		
<b>Total for Check:</b>		86416				\$660.00	\$660.00
86417	05/30/2018	BENDER CCP, INC.	Inv# 218-0336-1	R17005 REBUILD RO PUMP	\$2,127.50		
86417	05/30/2018	BENDER CCP, INC.	Inv# 218-0336-1	R17005 REBUILD RO PUMP	\$462.50		
86417	05/30/2018	BENDER CCP, INC.	Inv# 218-0336-1	R17005 REBUILD RO PUMP	\$8,940.64		
86417	05/30/2018	BENDER CCP, INC.	Inv# 218-0336-1	R17005 REBUILD RO PUMP	\$14,510.56		
86417	05/30/2018	BENDER CCP, INC.	Inv# 218-0336-1	R17005 REBUILD RO PUMP	\$3,977.50		
<b>Total for Check:</b>		86417				\$30,018.70	\$48,586.42
86418	05/30/2018	BLACK & VEATCH	Inv# 1269804	Thru 4/20 design/GWRSFE	\$456,853.27		
<b>Total for Check:</b>		86418				\$456,853.27	\$2,323,859.45
86419	05/30/2018	BRENNTAG PACIFIC INC.	Inv# BPI839160	5/21 citric acid 22.95 tons	\$21,463.99		
86419	05/30/2018	BRENNTAG PACIFIC INC.	Inv# BPI839160	discount	(\$643.92)		
<b>Total for Check:</b>		86419				\$20,820.07	\$957,215.40
86420	05/30/2018	BUTIER ENGINEERING, INC.	Inv# 013 OCWD1168	Apr18 Mid Basin Inj.Centennial	\$103,613.75		
<b>Total for Check:</b>		86420				\$103,613.75	\$530,257.41
86421	05/30/2018	Bilodeau, Denis	Inv# APRIL 2018 TRAVEL	Apr18 OCWD Various Meetings	\$179.89		
<b>Total for Check:</b>		86421				\$179.89	\$5,586.11
86422	05/30/2018	Bolin, David P.	Inv# 4/25/18 TRAVEL	4/25 Costa Mesa MTBE Depositio	\$23.22		
<b>Total for Check:</b>		86422				\$23.22	\$293.22
86423	05/30/2018	Bouley, Ryan	Inv# 2/11-3/10/18 STIPEND	2/11-3/10/18 phone stipend	\$40.00		
86423	05/30/2018	Bouley, Ryan	Inv# 3/11-4/10/18 STIPEND	3/11-4/10/18 phone stipend	\$40.00		
86423	05/30/2018	Bouley, Ryan	Inv# 12/11/17-1/10/18 STIPEND	12/11/17-1/10/18 phone stipend	\$40.00		
86423	05/30/2018	Bouley, Ryan	Inv# 10/11-11/10/17 STIPEND	10/11-11/10/17 phone stipend	\$40.00		
86423	05/30/2018	Bouley, Ryan	Inv# 9/11-10/10/17 STIPEND	9/11-10/10/17 phone stipend	\$40.00		
86423	05/30/2018	Bouley, Ryan	Inv# 1/11-2/10/18 STIPEND	1/11-2/10/18 phone stipend	\$40.00		
86423	05/30/2018	Bouley, Ryan	Inv# 4/11-5/10/18 STIPEND	4/11-5/10/18 phone stipend	\$40.00		
86423	05/30/2018	Bouley, Ryan	Inv# 11/11-12/10/17 STIPEND	11/11-12/10/17 phone stipend	\$40.00		
<b>Total for Check:</b>		86423				\$320.00	\$398.84

# Orange County Water District

## Cash Disbursements

Begin Date: 03/29/2018

End Date: 05/30/2018

Page 123

### Accounts Payable Cash Disbursements Presented for Board Ratification and/or Approval

Check No.	Date	Vendor Name	Invoice #	Purpose	Invoice Amount	Check Amount	FYTD
86424	05/30/2018	CDW-G	Inv# MQB4364	TONER CARTRIDGES	\$274.32		
86424	05/30/2018	CDW-G	Inv# MPS5256	Replace Hallway Lab Monitor	\$371.61		
86424	05/30/2018	CDW-G	Inv# MQB4364	TONER CARTRIDGES	\$235.42		
86424	05/30/2018	CDW-G	Inv# MQB4364	TONER CARTRIDGES	\$274.32		
86424	05/30/2018	CDW-G	Inv# MQB4364	TONER CARTRIDGES	\$274.32		
86424	05/30/2018	CDW-G	Inv# MPS5256	Replace Hallway Lab Monitor	\$6.00		
<b>Total for Check: 86424</b>						<b>\$1,435.99</b>	<b>\$19,225.81</b>
86425	05/30/2018	CENTRALIA SCHOOL DISTRICT	Inv# 1718-121	CWEF/BUS REIMBURSEMENT	\$838.96		
86425	05/30/2018	CENTRALIA SCHOOL DISTRICT	Inv# 1718-122	CWEF/BUS REIMBURSEMENT	\$664.94		
86425	05/30/2018	CENTRALIA SCHOOL DISTRICT	Inv# 1718-119	CWEF/BUS REIMBURSEMENT	\$450.00		
<b>Total for Check: 86425</b>						<b>\$1,953.90</b>	<b>\$1,953.90</b>
86426	05/30/2018	CITY OF FULLERTON	Inv# ENCROACHM'	PERMIT/MONITOR Permit fee/10 monitoring wells	\$1,152.00		
<b>Total for Check: 86426</b>						<b>\$1,152.00</b>	<b>\$17,497.00</b>
86427	05/30/2018	CITY OF HUNTINGTON BEACH	Inv# 5386189MAY18	4/23/18-5/22/18 HCF 2	\$26.71		
<b>Total for Check: 86427</b>						<b>\$26.71</b>	<b>\$336.18</b>
86428	05/30/2018	CLA-VAL	Inv# 744392	INVENTORY RE-ORDER	\$383.62		
86428	05/30/2018	CLA-VAL	Inv# 744392	freight	\$10.27		
<b>Total for Check: 86428</b>						<b>\$393.89</b>	<b>\$1,358.38</b>
86429	05/30/2018	COLLEGE PARK ELEMENTARY	Inv# CP008	CWEF/BUS REIMBURSEMENT	\$500.00		
<b>Total for Check: 86429</b>						<b>\$500.00</b>	<b>\$500.00</b>
86430	05/30/2018	CONSTELLATION NEWENERGY INC.	Inv# 0044903411	4/23/18-5/21/18 KWH 52,942.56	\$2,164.33		
<b>Total for Check: 86430</b>						<b>\$2,164.33</b>	<b>\$7,107,450.22</b>
86431	05/30/2018	COSMOSID, INC.	Inv# 1263	50% deposit-metagenomic analys	\$24,070.00		
<b>Total for Check: 86431</b>						<b>\$24,070.00</b>	<b>\$24,070.00</b>
86432	05/30/2018	CRESCENT ELEMENTARY SCHOOL	Inv# TRIP 33211	CWEF/BUS REIMBURSEMENT	\$252.45		
<b>Total for Check: 86432</b>						<b>\$252.45</b>	<b>\$252.45</b>
86433	05/30/2018	CULLIGAN OF SANTA ANA	Inv# 1092116	MAY18 WATER SOFTNER SERVICE	\$179.27		
<b>Total for Check: 86433</b>						<b>\$179.27</b>	<b>\$1,950.65</b>
86434	05/30/2018	CWEA	Inv# ID#000095421	M.SAMPLES M.Samples mech.technologist G3	\$95.00		
<b>Total for Check: 86434</b>						<b>\$95.00</b>	<b>\$4,103.00</b>

# Orange County Water District

## Cash Disbursements

Begin Date: 03/29/2018

End Date: 05/30/2018

Page 124

### Accounts Payable Cash Disbursements Presented for Board Ratification and/or Approval

Check No.	Date	Vendor Name	Invoice #	Purpose	Invoice Amount	Check Amount	FYTD
86435	05/30/2018	DAVIS MAGNET SCHOOL	Inv# TRIP 30853	CWEF/BUS REIMBURSEMENT	\$219.64		
		<b>Total for Check:</b>	86435			\$219.64	\$219.64
86436	05/30/2018	DDB ENGINEERING, INC.	Inv# IN201824	3/31-4/27 MBI injection permit	\$4,137.00		
86436	05/30/2018	DDB ENGINEERING, INC.	Inv# IN201825	3/31-4/27 GWRS 2017 Annual Rep	\$10,681.00		
86436	05/30/2018	DDB ENGINEERING, INC.	Inv# IN201826	3/31-4/27 GWRSFE permitting	\$2,587.00		
		<b>Total for Check:</b>	86436			\$17,405.00	\$84,819.05
86437	05/30/2018	DUNN EDWARDS	Inv# 2158144638	AB 1343 recovery fee	\$0.80		
86437	05/30/2018	DUNN EDWARDS	Inv# 2158144638	BPO PAINT & SUPPLIES	\$6.10		
86437	05/30/2018	DUNN EDWARDS	Inv# 2158144638	BPO PAINT & SUPPLIES	\$13.28		
		<b>Total for Check:</b>	86437			\$20.18	\$114.64
86438	05/30/2018	Dewane, Shawn	Inv# APRIL 2018 TRAVEL	Apr18 OCWD Various Meetings	\$72.52		
		<b>Total for Check:</b>	86438			\$72.52	\$691.87
86439	05/30/2018	EDELSTEIN GILBERT ROBSON AND SMITH	Inv# 17	Apr18 legis.support/SACTO	\$7,500.00		
		<b>Total for Check:</b>	86439			\$7,500.00	\$82,826.09
86440	05/30/2018	EL MORRO ELEMENTARY SCHOOL	Inv# 91547301	CWEF/BUS REIMBURSEMENT	\$406.10		
		<b>Total for Check:</b>	86440			\$406.10	\$406.10
86441	05/30/2018	EVANTEC LAB SUPPLY	Inv# 182117	discount	(\$1.02)		
86441	05/30/2018	EVANTEC LAB SUPPLY	Inv# 182117	LABORATORY SUPPLIES	\$86.79		
86441	05/30/2018	EVANTEC LAB SUPPLY	Inv# 182117	freight	\$15.00		
		<b>Total for Check:</b>	86441			\$100.77	\$3,071.83
86442	05/30/2018	FAIRHAVEN ELEMENTARY SCHOOL	Inv# TRIP#33605	CWEF/BUS REIMBURSEMENT	\$700.00		
		<b>Total for Check:</b>	86442			\$700.00	\$700.00
86443	05/30/2018	FLW INC.	Inv# 1180708		(\$7.21)		
86443	05/30/2018	FLW INC.	Inv# 1180708		\$12.19		
86443	05/30/2018	FLW INC.	Inv# 1180708	Ashcroft Duralife Gauge	\$103.15		
86443	05/30/2018	FLW INC.	Inv# 1180708	Ashcroft Duralife Gauge	\$295.23		
		<b>Total for Check:</b>	86443			\$403.36	\$1,779.93
86444	05/30/2018	FRUIT GROWERS LABORATORY INC	Inv# 803333A	RADIOACTIVITY ANALYSES	\$622.00		
86444	05/30/2018	FRUIT GROWERS LABORATORY INC	Inv# 803393A	RADIOACTIVITY ANALYSES	\$152.00		



# Orange County Water District

## Cash Disbursements

Begin Date: 03/29/2018

End Date: 05/30/2018

Page 125

### Accounts Payable Cash Disbursements Presented for Board Ratification and/or Approval

Check No.	Date	Vendor Name	Invoice #	Purpose	Invoice Amount	Check Amount	FYTD
86444	05/30/2018	FRUIT GROWERS LABORATORY INC	Inv# 804153A	RADIOACTIVITY ANALYSES	\$262.00		
86444	05/30/2018	FRUIT GROWERS LABORATORY INC	Inv# 803891A	RADIOACTIVITY ANALYSES	\$622.00		
<b>Total for Check:</b>		86444				\$1,658.00	\$44,501.00
86445	05/30/2018	FRY'S ELECTRONICS	Inv# 21620663	BPO ELECTRONIC SUPPLIES	\$132.41		
<b>Total for Check:</b>		86445				\$132.41	\$3,401.31
86446	05/30/2018	GARDEN GROVE UNIFIED SCHOOL DISTRICT-BP	Inv# AR180959	CWEF/BUS REIMBURSEMENT	\$379.50		
<b>Total for Check:</b>		86446				\$379.50	\$379.50
86447	05/30/2018	GEOTECHNICAL CONSULTANTS, INC.	Inv# 12062	Apr18 Mid Basin (SAR-12)	\$40,292.00		
<b>Total for Check:</b>		86447				\$40,292.00	\$301,947.64
86449	05/30/2018	GRAINGER INC.	Inv# 9764260627	BPO INDUSTRIAL SUPPLIES	\$27.07		
86449	05/30/2018	GRAINGER INC.	Inv# 9764313715	EYEWASH REPLACEMENT PART	\$26.20		
86449	05/30/2018	GRAINGER INC.	Inv# 9763553600	yellow safety signs	\$214.90		
86449	05/30/2018	GRAINGER INC.	Inv# 9758002720	INVENTORY RE-ORDER	\$694.25		
86449	05/30/2018	GRAINGER INC.	Inv# 9755941821	INVENTORY RE-ORDER	\$557.13		
86449	05/30/2018	GRAINGER INC.	Inv# 9755941813	INVENTORY RE-ORDER	\$371.43		
86449	05/30/2018	GRAINGER INC.	Inv# 9755135762	INVENTORY RE-ORDER	\$45.48		
86449	05/30/2018	GRAINGER INC.	Inv# 9755135762	INVENTORY RE-ORDER	\$119.41		
86449	05/30/2018	GRAINGER INC.	Inv# 9755135762	INVENTORY RE-ORDER	\$289.60		
86449	05/30/2018	GRAINGER INC.	Inv# 9755135762	INVENTORY RE-ORDER	\$296.01		
86449	05/30/2018	GRAINGER INC.	Inv# 9755094266	INVENTORY RE-ORDER	\$371.43		
86449	05/30/2018	GRAINGER INC.	Inv# 48.57	BPO INDUSTRIAL SUPPLIES	\$48.57		
86449	05/30/2018	GRAINGER INC.	Inv# 9755792018	INVENTORY RE-ORDER	\$557.13		
<b>Total for Check:</b>		86449				\$3,618.61	\$116,792.97
86450	05/30/2018	GRAYBAR ELECTRIC CO.	Inv# 9304125317	INVENTORY RE-ORDER	\$703.40		
86450	05/30/2018	GRAYBAR ELECTRIC CO.	Inv# 9304176094		(\$4.63)		
86450	05/30/2018	GRAYBAR ELECTRIC CO.	Inv# 9304176094		\$15.46		
86450	05/30/2018	GRAYBAR ELECTRIC CO.	Inv# 9304055737	INVENTORY RE-ORDER	\$1,510.28		
86450	05/30/2018	GRAYBAR ELECTRIC CO.	Inv# 9304125317	Discount	(\$6.47)		
86450	05/30/2018	GRAYBAR ELECTRIC CO.	Inv# 9304055737		(\$13.89)		
86450	05/30/2018	GRAYBAR ELECTRIC CO.	Inv# 9304055737		\$20.02		

# Orange County Water District

## Cash Disbursements

Begin Date: 03/29/2018

End Date: 05/30/2018

Page 126

### Accounts Payable Cash Disbursements Presented for Board Ratification and/or Approval

Check No.	Date	Vendor Name	Invoice #	Purpose	Invoice Amount	Check Amount	FYTD
86450	05/30/2018	GRAYBAR ELECTRIC CO.	Inv# 9304176094	INVENTORY RE-ORDER	\$503.60		
		<b>Total for Check:</b>	86450			\$2,727.77	\$14,084.20
86451	05/30/2018	GREAT WESTERN SANITARY SUPPLIES	Inv# 286715	INVENTORY RE-ORDER	\$479.48		
		<b>Total for Check:</b>	86451			\$479.48	\$1,223.51
86452	05/30/2018	GREEN THUMB, LLC	Inv# 20181462	INDOOR PLANT CARE	\$265.66		
86452	05/30/2018	GREEN THUMB, LLC	Inv# 20181462	INDOOR PLANT CARE	\$93.34		
		<b>Total for Check:</b>	86452			\$359.00	\$3,949.00
86453	05/30/2018	GREENTREE ELEMENTARY	Inv# TRIP#47564	CWEF/REIMBURSEMENT	\$375.00		
		<b>Total for Check:</b>	86453			\$375.00	\$375.00
86454	05/30/2018	Green, Catherine T.	Inv# APRIL 2018 TRAVEL	Apr18 OCWD Various Meetings	\$77.99		
		<b>Total for Check:</b>	86454			\$77.99	\$6,286.07
86455	05/30/2018	HABITAT WEST	Inv# 89202 WO#4	Apr18 wo#4 Burris Basin,Boat H	\$2,997.51		
		<b>Total for Check:</b>	86455			\$2,997.51	\$182,393.99
86456	05/30/2018	HACH COMPANY	Inv# 10948840	Freight	\$31.27		
86456	05/30/2018	HACH COMPANY	Inv# 10932876	LABORATORY SUPPLIES	\$90.07		
86456	05/30/2018	HACH COMPANY	Inv# 10932876	LABORATORY SUPPLIES	\$90.07		
86456	05/30/2018	HACH COMPANY	Inv# 10932876	LABORATORY SUPPLIES	\$90.06		
86456	05/30/2018	HACH COMPANY	Inv# 10932876	Freight	\$43.75		
86456	05/30/2018	HACH COMPANY	Inv# 10932876	LABORATORY SUPPLIES	\$31.09		
86456	05/30/2018	HACH COMPANY	Inv# 10947899	LABORATORY SUPPLIES	\$177.79		
86456	05/30/2018	HACH COMPANY	Inv# 10948840	SUPPLIES	\$177.79		
		<b>Total for Check:</b>	86456			\$731.89	\$43,296.42
86457	05/30/2018	HANDY ELEMENTARY SCHOOL	Inv# TRIP#33160	CWEF/BUS REIMBURSEMENT	\$287.55		
		<b>Total for Check:</b>	86457			\$287.55	\$287.55
86458	05/30/2018	HANSON ASSOCIATES	Inv# 12216	Decorative trash bin cover	\$356.25		
		<b>Total for Check:</b>	86458			\$356.25	\$356.25
86461	05/30/2018	HARRINGTON INDUSTRIAL PLASTICS	Inv# 002L7553	HARRINGTON IND PLASTICS SCINOR	\$266.68		
86461	05/30/2018	HARRINGTON INDUSTRIAL PLASTICS	Inv# 002L7553	HARRINGTON IND PLASTICS SCINOR	\$189.88		
86461	05/30/2018	HARRINGTON INDUSTRIAL PLASTICS	Inv# 002L7553	HARRINGTON IND PLASTICS SCINOR	\$194.66		

# Orange County Water District

## Cash Disbursements

Begin Date: 03/29/2018

End Date: 05/30/2018

Page 127

### Accounts Payable Cash Disbursements Presented for Board Ratification and/or Approval

Check No.	Date	Vendor Name	Invoice #	Purpose	Invoice Amount	Check Amount	FYTD
86461	05/30/2018	HARRINGTON INDUSTRIAL PLASTICS	Inv# 002L7553	HARRINGTON IND PLASTICS SCINOR	\$192.10		
86461	05/30/2018	HARRINGTON INDUSTRIAL PLASTICS	Inv# 002L7553	HARRINGTON IND PLASTICS SCINOR	\$175.00		
86461	05/30/2018	HARRINGTON INDUSTRIAL PLASTICS	Inv# 002L7553	HARRINGTON IND PLASTICS SCINOR	\$128.15		
86461	05/30/2018	HARRINGTON INDUSTRIAL PLASTICS	Inv# 002L7553	HARRINGTON IND PLASTICS SCINOR	\$114.88		
86461	05/30/2018	HARRINGTON INDUSTRIAL PLASTICS	Inv# 002L7553	Fr&t&Handling	\$56.59		
86461	05/30/2018	HARRINGTON INDUSTRIAL PLASTICS	Inv# 002L7553	HARRINGTON IND PLASTICS SCINOR	\$49.11		
86461	05/30/2018	HARRINGTON INDUSTRIAL PLASTICS	Inv# 002L7553	Discount	(\$184.35)		
86461	05/30/2018	HARRINGTON INDUSTRIAL PLASTICS	Inv# 002L7553	HARRINGTON IND PLASTICS SCINOR	\$318.09		
86461	05/30/2018	HARRINGTON INDUSTRIAL PLASTICS	Inv# 002L7553	HARRINGTON IND PLASTICS SCINOR	\$148.42		
86461	05/30/2018	HARRINGTON INDUSTRIAL PLASTICS	Inv# 002L7553	HARRINGTON IND PLASTICS SCINOR	\$294.35		
86461	05/30/2018	HARRINGTON INDUSTRIAL PLASTICS	Inv# 002L7553	HARRINGTON IND PLASTICS SCINOR	\$344.74		
86461	05/30/2018	HARRINGTON INDUSTRIAL PLASTICS	Inv# 002L7553	HARRINGTON IND PLASTICS SCINOR	\$425.99		
86461	05/30/2018	HARRINGTON INDUSTRIAL PLASTICS	Inv# 002L7553	HARRINGTON IND PLASTICS SCINOR	\$438.04		
86461	05/30/2018	HARRINGTON INDUSTRIAL PLASTICS	Inv# 002L7553	HARRINGTON IND PLASTICS SCINOR	\$668.88		
86461	05/30/2018	HARRINGTON INDUSTRIAL PLASTICS	Inv# 002L7553	HARRINGTON IND PLASTICS SCINOR	\$970.92		
86461	05/30/2018	HARRINGTON INDUSTRIAL PLASTICS	Inv# 002L7553	HARRINGTON IND PLASTICS SCINOR	\$1,006.16		
86461	05/30/2018	HARRINGTON INDUSTRIAL PLASTICS	Inv# 002L7553	HARRINGTON IND PLASTICS SCINOR	\$1,089.24		
86461	05/30/2018	HARRINGTON INDUSTRIAL PLASTICS	Inv# 002L7553	HARRINGTON IND PLASTICS SCINOR	\$2,145.42		
<b>Total for Check: 86461</b>						<b>\$9,032.95</b>	<b>\$28,119.71</b>
86462	05/30/2018	HOPKINS TECHNICAL PRODUCTS,	Inv# 3618300487	Freight	\$17.39		

# Orange County Water District

## Cash Disbursements

Begin Date: 03/29/2018

End Date: 05/30/2018

Page 128

### Accounts Payable Cash Disbursements Presented for Board Ratification and/or Approval

Check No.	Date	Vendor Name	Invoice #	Purpose	Invoice Amount	Check Amount	FYTD	
86462	05/30/2018	HOPKINS TECHNICAL PRODUCTS,	Inv# 3618300487	Dulcotest Photometer Vials	\$416.00			
		<b>Total for Check:</b> 86462					\$433.39	\$433.39
86463	05/30/2018	Hutchinson, Adam	Inv# 4/24/18 TRAVEL	4/24 Riverside SARCCUP Meeting	\$8.40			
86463	05/30/2018	Hutchinson, Adam	Inv# 5/14-16/18 TRAVEL	5/14-16 San Diego West.St.Wate	\$49.46			
86463	05/30/2018	Hutchinson, Adam	Inv# 5/17/18 TRAVEL	5/17 Los Angeles FIRO Steering	\$15.57			
		<b>Total for Check:</b> 86463					\$73.43	\$1,283.26
86464	05/30/2018	INTERNATIONAL LIGHT, INC.	Inv# 260926	Shipping/Handling	\$17.40			
86464	05/30/2018	INTERNATIONAL LIGHT, INC.	Inv# 260926	Instrument Calibration	\$265.00			
86464	05/30/2018	INTERNATIONAL LIGHT, INC.	Inv# 260926	Instrument Calibration	\$190.00			
86464	05/30/2018	INTERNATIONAL LIGHT, INC.	Inv# 260926	Instrument Calibration	\$90.00			
86464	05/30/2018	INTERNATIONAL LIGHT, INC.	Inv# 260926	Instrument Calibration	\$85.00			
		<b>Total for Check:</b> 86464					\$647.40	\$647.40
86465	05/30/2018	IRVINE UNIFIED SCHOOL DISTRICT	Inv# TRIP#47563	CWEF/BUS REIMBURSEMENT	\$956.00			
		<b>Total for Check:</b> 86465					\$956.00	\$956.00
86466	05/30/2018	JEFFERSON ELEMENTARY SCHOOL	Inv# 91547259	CWEF/BUS REIMBURSEMENT	\$608.03			
		<b>Total for Check:</b> 86466					\$608.03	\$608.03
86467	05/30/2018	JL LANDSCAPE SERVICES, INC.	Inv# 4874	LANDSCAPE AT SANTIAGO BASIN	\$2,495.00			
		<b>Total for Check:</b> 86467					\$2,495.00	\$32,435.00
86468	05/30/2018	KNOW BE4	Inv# INV33461	Additional Licenses	\$364.50			
		<b>Total for Check:</b> 86468					\$364.50	\$364.50
86469	05/30/2018	KONICA MINOLTA BUSINESS SOLUTIONS USA IN	Inv# 251569446	MINOLTA COPY CHARGES	\$10.71			
		<b>Total for Check:</b> 86469					\$10.71	\$7,051.19
86470	05/30/2018	LAWRENCE ELEMENTARY SCHOOL	Inv# 03/29/18	CWEF/BUS REIMBURSEMENT	\$183.50			
		<b>Total for Check:</b> 86470					\$183.50	\$183.50
86471	05/30/2018	LEIGHTON CONSULTING INC	Inv# 30889	Thru 4/29 sediment sampling	\$480.00			
		<b>Total for Check:</b> 86471					\$480.00	\$1,440.00
86472	05/30/2018	LENOVO INC.	Inv# 6229164995	Replacement Laptop	\$1,423.54			
86472	05/30/2018	LENOVO INC.	Inv# 6229164995	Replacement Laptop	\$5.00			
		<b>Total for Check:</b> 86472					\$1,428.54	\$8,481.71
86473	05/30/2018	LHOIST NORTH AMERICA	Inv# 1180212715	4/29 lime 24.4 tons	\$5,343.60			

# Orange County Water District

## Cash Disbursements

Begin Date: 03/29/2018

End Date: 05/30/2018

Page 129

### Accounts Payable Cash Disbursements Presented for Board Ratification and/or Approval

Check No.	Date	Vendor Name	Invoice #	Purpose	Invoice Amount	Check Amount	FYTD
86473	05/30/2018	LHOIST NORTH AMERICA	Inv# 1180212491	4/26 lime 23.84 tons	\$5,220.96		
<b>Total for Check:</b>		86473				\$10,564.56	\$758,679.53
86474	05/30/2018	LILLESTRAND LEADERSHIP CONSULTING	Inv# 7033	4/30 leadership consulting	\$891.99		
<b>Total for Check:</b>		86474				\$891.99	\$39,500.00
86475	05/30/2018	MATHESON TRI-GAS INC	Inv# 17497339	Apr18 cylinder rental-Lab	\$33.00		
<b>Total for Check:</b>		86475				\$33.00	\$8,437.55
86477	05/30/2018	MCMaster-CARR SUPPLY COMPANY	Inv# 63609175	GAP CLEARWELL	\$19.57		
86477	05/30/2018	MCMaster-CARR SUPPLY COMPANY	Inv# 63627003	Shipping	\$62.33		
86477	05/30/2018	MCMaster-CARR SUPPLY COMPANY	Inv# 63797066		(\$1.06)		
86477	05/30/2018	MCMaster-CARR SUPPLY COMPANY	Inv# 63797066		\$6.45		
86477	05/30/2018	MCMaster-CARR SUPPLY COMPANY	Inv# 63627003	Discount	(\$34.90)		
86477	05/30/2018	MCMaster-CARR SUPPLY COMPANY	Inv# 63627003	MF Train C Air Lines	\$473.45		
86477	05/30/2018	MCMaster-CARR SUPPLY COMPANY	Inv# 63627003	MF Train C Air Lines	\$1,271.79		
86477	05/30/2018	MCMaster-CARR SUPPLY COMPANY	Inv# 63609175	Discount	(\$10.31)		
86477	05/30/2018	MCMaster-CARR SUPPLY COMPANY	Inv# 63609175	Shipping	\$8.51		
86477	05/30/2018	MCMaster-CARR SUPPLY COMPANY	Inv# 63797066	BPO INDUSTRIAL SUPPLIES	\$52.95		
86477	05/30/2018	MCMaster-CARR SUPPLY COMPANY	Inv# 63609175	GAP CLEARWELL	\$21.62		
86477	05/30/2018	MCMaster-CARR SUPPLY COMPANY	Inv# 63609175	GAP CLEARWELL	\$50.44		
86477	05/30/2018	MCMaster-CARR SUPPLY COMPANY	Inv# 63609175	GAP CLEARWELL	\$36.56		
86477	05/30/2018	MCMaster-CARR SUPPLY COMPANY	Inv# 63609175	GAP CLEARWELL	\$187.51		
86477	05/30/2018	MCMaster-CARR SUPPLY COMPANY	Inv# 63609175	GAP CLEARWELL	\$36.15		

# Orange County Water District

## Cash Disbursements

Begin Date: 03/29/2018

End Date: 05/30/2018

Page 130

### Accounts Payable Cash Disbursements Presented for Board Ratification and/or Approval

Check No.	Date	Vendor Name	Invoice #	Purpose	Invoice Amount	Check Amount	FYTD
86477	05/30/2018	MCMaster-CARR SUPPLY COMPANY	Inv# 63609175	GAP CLEARWELL	\$34.93		
86477	05/30/2018	MCMaster-CARR SUPPLY COMPANY	Inv# 63609175	GAP CLEARWELL	\$25.27		
86477	05/30/2018	MCMaster-CARR SUPPLY COMPANY	Inv# 63609175	GAP CLEARWELL	\$23.18		
86477	05/30/2018	MCMaster-CARR SUPPLY COMPANY	Inv# 63609175	GAP CLEARWELL	\$80.04		
<b>Total for Check: 86477</b>						<b>\$2,344.48</b>	<b>\$47,508.21</b>
86478	05/30/2018	MCR TECHNOLOGIES, INC.	Inv# 37206	KPSI Series 720 transducer	\$888.49		
86478	05/30/2018	MCR TECHNOLOGIES, INC.	Inv# 37206	KPSI Series 720 transducer	\$81.56		
86478	05/30/2018	MCR TECHNOLOGIES, INC.	Inv# 37206	ShipHandling/Insur.	\$28.57		
<b>Total for Check: 86478</b>						<b>\$998.62</b>	<b>\$6,401.64</b>
86479	05/30/2018	Markus, Michael R.	Inv# 12/27/17-1/26/18	STIPEND 12/27/17-1/26/18 phone stipend	\$40.00		
86479	05/30/2018	Markus, Michael R.	Inv# 2/27-3/26/18	STIPEND 2/27-3/26/18 phone stipend	\$40.00		
86479	05/30/2018	Markus, Michael R.	Inv# 5/8/18	TRAVEL 5/8 SACTO ACWA Spring Conferen	\$104.68		
86479	05/30/2018	Markus, Michael R.	Inv# 1/27-2/26/18	STIPEND 1/27-2/26/18 phone stipend	\$40.00		
86479	05/30/2018	Markus, Michael R.	Inv# 11/27-12/26/17	STIPEND 11/27-12/26/17 phone stipend	\$40.00		
86479	05/30/2018	Markus, Michael R.	Inv# 3/27-4/26/18	STIPEND 3/27-4/26/18 phone stipend	\$40.00		
86479	05/30/2018	Markus, Michael R.	Inv# 10/27-11/26/17	STIPEND 10/27-11/26/17 phone stipend	\$40.00		
<b>Total for Check: 86479</b>						<b>\$344.68</b>	<b>\$12,627.93</b>
86480	05/30/2018	NAPA/ORANGE COUNTY AUTO PARTS	Inv# 403252	BPO AUTO PARTS & SUPPLIES	\$76.13		
86480	05/30/2018	NAPA/ORANGE COUNTY AUTO PARTS	Inv# 403252		(\$1.52)		
<b>Total for Check: 86480</b>						<b>\$74.61</b>	<b>\$10,992.62</b>
86481	05/30/2018	NEWPORT MESA UNIFIED SCHOOL	Inv# 78LI0243	CWEF - BUS REIMBURSEMENT	\$75.60		
86481	05/30/2018	NEWPORT MESA UNIFIED SCHOOL	Inv# 78LI0243	CWEF - BUS REIMBURSEMENT	\$94.60		
86481	05/30/2018	NEWPORT MESA UNIFIED SCHOOL	Inv# 78LI0243	CWEF - BUS REIMBURSEMENT	\$103.96		
<b>Total for Check: 86481</b>						<b>\$274.16</b>	<b>\$274.16</b>
86482	05/30/2018	Nguyen, Dina	Inv# APRIL 2018	TRAVEL Apr18 OCWD Various Meetings	\$30.52		
<b>Total for Check: 86482</b>						<b>\$30.52</b>	<b>\$346.50</b>

# Orange County Water District

## Cash Disbursements

Begin Date: 03/29/2018

End Date: 05/30/2018

Page 131

### Accounts Payable Cash Disbursements Presented for Board Ratification and/or Approval

Check No.	Date	Vendor Name	Invoice #	Purpose	Invoice Amount	Check Amount	FYTD
86483	05/30/2018	Nguyen, Viethuong T.	Inv# INTERNET REIMB MAY18	InternetReimb VTN	\$54.99		
<b>Total for Check:</b>		86483				\$54.99	\$564.89
86485	05/30/2018	OLIN CHLOR ALKALI PRODUCTS	Inv# 2502151	5/3 s.hypochlorite 4712 gal	\$2,912.02		
86485	05/30/2018	OLIN CHLOR ALKALI PRODUCTS	Inv# 2502666	5/4 s.hypochlorite 4934 gal	\$3,049.21		
86485	05/30/2018	OLIN CHLOR ALKALI PRODUCTS	Inv# 2511906	Credit for inv#2493909	(\$3,002.24)		
86485	05/30/2018	OLIN CHLOR ALKALI PRODUCTS	Inv# 2502665	5/4 s.hypochlorite 4974 gal	\$3,073.93		
86485	05/30/2018	OLIN CHLOR ALKALI PRODUCTS	Inv# 2502664	5/4 s.hypochlorite 4930 gal	\$3,046.74		
86485	05/30/2018	OLIN CHLOR ALKALI PRODUCTS	Inv# 2502154	5/3 s.hypochlorite 4932 gal	\$3,047.98		
86485	05/30/2018	OLIN CHLOR ALKALI PRODUCTS	Inv# 2502153	5/3 s.hypochlorite 4902 gal	\$3,029.44		
86485	05/30/2018	OLIN CHLOR ALKALI PRODUCTS	Inv# 2502152	5/3 s.hypochlorite 4962 gal	\$3,066.52		
86485	05/30/2018	OLIN CHLOR ALKALI PRODUCTS	Inv# 2501064	5/1 s.hypochlorite 4902 gal	\$3,029.44		
86485	05/30/2018	OLIN CHLOR ALKALI PRODUCTS	Inv# 2501063	5/1 s.hypochlorite 4980 gal	\$3,077.64		
86485	05/30/2018	OLIN CHLOR ALKALI PRODUCTS	Inv# 2501062	5/1 s.hypochlorite 4954 gal	\$3,061.57		
86485	05/30/2018	OLIN CHLOR ALKALI PRODUCTS	Inv# 2500339	4/30 s.hypochlorite 4918 gal	\$3,039.32		
86485	05/30/2018	OLIN CHLOR ALKALI PRODUCTS	Inv# 2500338	4/30 s.hypochlorite 4806 gal	\$2,970.11		
86485	05/30/2018	OLIN CHLOR ALKALI PRODUCTS	Inv# 2500337	4/30 s.hypochlorite 4714 gal	\$2,913.25		
86485	05/30/2018	OLIN CHLOR ALKALI PRODUCTS	Inv# 2493909	4/17 no delivery truck broken	\$3,002.24		
86485	05/30/2018	OLIN CHLOR ALKALI PRODUCTS	Inv# 2501065	5/1 s.hypochlorite 4948 gal	\$3,057.86		
86485	05/30/2018	OLIN CHLOR ALKALI PRODUCTS	Inv# 2500336	4/30 s.hypochlorite 4980 gal	\$3,077.64		
<b>Total for Check:</b>		86485				\$45,452.67	\$961,300.27
86486	05/30/2018	ONESOURCE DISTRIBUTORS INC.	Inv# S58301470.001	BPO ELECTRICAL SUPPLIES	\$50.29		
86486	05/30/2018	ONESOURCE DISTRIBUTORS INC.	Inv# S5847927.001	Discount	(\$3.52)		
86486	05/30/2018	ONESOURCE DISTRIBUTORS INC.	Inv# S5847927.001	Freight	\$9.24		
86486	05/30/2018	ONESOURCE DISTRIBUTORS INC.	Inv# S5847927.001	Allen-Bradley 4 Channel Analog	\$383.18		
86486	05/30/2018	ONESOURCE DISTRIBUTORS INC.	Inv# S58301470.001		\$8.50		
86486	05/30/2018	ONESOURCE DISTRIBUTORS INC.	Inv# S58301470.001		(\$0.46)		
<b>Total for Check:</b>		86486				\$447.23	\$147,100.22
86487	05/30/2018	ORANGE COUNTY CONSERVATION CORPS	Inv# 05022018-OCWDADOPT	Apr18 graffiti-trash removal	\$1,548.00		
<b>Total for Check:</b>		86487				\$1,548.00	\$19,528.00
86488	05/30/2018	PACIFIC OFFICE AUTOMATION	Inv# 333054	KONICA SERVICE AGREEMENT	\$311.99		
<b>Total for Check:</b>		86488				\$311.99	\$2,957.33
86489	05/30/2018	PHENOMENEX	Inv# CIUS-18029347	SUPPLIES	\$2,392.50		

# Orange County Water District

## Cash Disbursements

Begin Date: 03/29/2018

End Date: 05/30/2018

Page 132

### Accounts Payable Cash Disbursements Presented for Board Ratification and/or Approval

Check No.	Date	Vendor Name	Invoice #	Purpose	Invoice Amount	Check Amount	FYTD
86489	05/30/2018	PHENOMENEX	Inv# CNUS-18000356	Credit/INV#18014459	(\$800.35)		
86489	05/30/2018	PHENOMENEX	Inv# CIUS-18029322		(\$10.32)		
86489	05/30/2018	PHENOMENEX	Inv# CIUS-18029322		\$6.51		
86489	05/30/2018	PHENOMENEX	Inv# CIUS-18029322	LABORATORY SUPPLIES	\$554.63		
86489	05/30/2018	PHENOMENEX	Inv# CIUS-18029347		(\$44.00)		
<b>Total for Check: 86489</b>						<b>\$2,098.97</b>	<b>\$16,733.83</b>
86490	05/30/2018	PLACENTIA-YORBA LINDA UNIFIED	Inv# 810716	CWEF/BUS REIMBURSEMENT	\$616.00		
86490	05/30/2018	PLACENTIA-YORBA LINDA UNIFIED	Inv# 810717	CWEF/BUS REIMBURSEMENT	\$200.00		
<b>Total for Check: 86490</b>						<b>\$816.00</b>	<b>\$816.00</b>
86491	05/30/2018	QUINN COMPANY	Inv# PC830359621	BPO EQUIPMENT PARTS & SUPPLIES	\$20.99		
86491	05/30/2018	QUINN COMPANY	Inv# PC830359802	BPO EQUIPMENT PARTS & SUPPLIES	\$87.90		
86491	05/30/2018	QUINN COMPANY	Inv# W0830087073	clean & inspect tracks	\$480.00		
<b>Total for Check: 86491</b>						<b>\$588.89</b>	<b>\$88,606.22</b>
86492	05/30/2018	RAIN FOR RENT	Inv# 1197290	Pump Rental - 6"	\$804.78		
86492	05/30/2018	RAIN FOR RENT	Inv# 1197290	Pump Rental - 6"	\$33.90		
<b>Total for Check: 86492</b>						<b>\$838.68</b>	<b>\$838.68</b>
86493	05/30/2018	RESILIENT COMMUNICATIONS INC	Inv# 801987	ASA Firewall Replacement	\$5,200.00		
<b>Total for Check: 86493</b>						<b>\$5,200.00</b>	<b>\$111,239.53</b>
86494	05/30/2018	RESTEK CORPORATION	Inv# 1552310	LABORATORY SUPPLIES	\$758.89		
86494	05/30/2018	RESTEK CORPORATION	Inv# 1553088	Discount	(\$4.61)		
86494	05/30/2018	RESTEK CORPORATION	Inv# 1553088	freight	\$4.35		
86494	05/30/2018	RESTEK CORPORATION	Inv# 1553088	LABORATORY SUPPLIES	\$96.93		
86494	05/30/2018	RESTEK CORPORATION	Inv# 1553088	LABORATORY SUPPLIES	\$129.24		
86494	05/30/2018	RESTEK CORPORATION	Inv# 1552310		\$4.00		
86494	05/30/2018	RESTEK CORPORATION	Inv# 1552310		(\$15.26)		
<b>Total for Check: 86494</b>						<b>\$973.54</b>	<b>\$13,390.57</b>
86495	05/30/2018	ROSITA ELEMENTARY SCHOOL	Inv# 2018	CWEF BUS REIMBURSEME CWEF/BUS REIMBURSEMENT	\$300.00		
<b>Total for Check: 86495</b>						<b>\$300.00</b>	<b>\$300.00</b>
86496	05/30/2018	RUBY ELEMENTARY SCHOOL	Inv# 27075	CWEF/BUS REIMBURSEMENT	\$233.10		
<b>Total for Check: 86496</b>						<b>\$233.10</b>	<b>\$233.10</b>
86497	05/30/2018	SC FUELS	Inv# 2201878	BPO RED DIESEL FUEL	\$1,818.73		
<b>Total for Check: 86497</b>						<b>\$1,818.73</b>	<b>\$88,148.17</b>



# Orange County Water District

## Cash Disbursements

Begin Date: 03/29/2018

End Date: 05/30/2018

Page 133

### Accounts Payable Cash Disbursements Presented for Board Ratification and/or Approval

Check No.	Date	Vendor Name	Invoice #	Purpose	Invoice Amount	Check Amount	FYTD
86498	05/30/2018	SCHEEVEL ENGINEERING	Inv# 1217	Apr18 Prado Basin FS	\$1,312.50		
		<b>Total for Check:</b>	86498			\$1,312.50	\$145,495.40
86499	05/30/2018	SEAL ANALYTICAL	Inv# 36790		\$15.25		
86499	05/30/2018	SEAL ANALYTICAL	Inv# 36790	LABORATORY SUPPLIES	\$57.42		
		<b>Total for Check:</b>	86499			\$72.67	\$6,020.73
86500	05/30/2018	SECURITAS SECURITY SERVICES USA, INC.	Inv# W6025059	Apr18 security guard service	\$5,510.47		
		<b>Total for Check:</b>	86500			\$5,510.47	\$11,271.02
86501	05/30/2018	SEPARATION PROCESSES, INC.	Inv# 9046	Apr18 GWRS Final Expansion	\$3,136.00		
86501	05/30/2018	SEPARATION PROCESSES, INC.	Inv# 9045	Apr18 OCWD OPS Support	\$4,103.94		
		<b>Total for Check:</b>	86501			\$7,239.94	\$119,722.39
86502	05/30/2018	SOLTIS AND COMPANY, INC.	Inv# 115089	LANDSCAPE MAINT AT FIELD HQ	\$4,503.60		
		<b>Total for Check:</b>	86502			\$4,503.60	\$48,683.40
86503	05/30/2018	SOUTH COAST AIR QUALITY	Inv# 3268887	AB2588 AQMD fee Jul17-Jun18	\$128.61		
		<b>Total for Check:</b>	86503			\$128.61	\$8,019.62
86504	05/30/2018	SOUTHERN CALIFORNIA EDISON CO.	Inv# 3-033-3618-73MAY18	04/23-05/22/18KWH192	\$50.52		
86504	05/30/2018	SOUTHERN CALIFORNIA EDISON CO.	Inv# 3-033-3659-92MAY18	4/25/18-5/24/18 KWH 114	\$39.47		
86504	05/30/2018	SOUTHERN CALIFORNIA EDISON CO.	Inv# 3-043-7407-25MAY18	04/23-05/22/18KWH1786	\$4,795.70		
		<b>Total for Check:</b>	86504			\$4,885.69	\$7,289,842.54
86505	05/30/2018	SPARKLETTS	Inv# 6144555	051818 BPO BOTTLED WATER	\$10.00		
		<b>Total for Check:</b>	86505			\$10.00	\$5,713.38
86506	05/30/2018	SPRINGBROOK ELEMENTARY SCHOOL	Inv# 2018 CWFEB BUS REIMBURSEME	CWFEB/BUS REIMBURSEMENT	\$785.00		
		<b>Total for Check:</b>	86506			\$785.00	\$785.00
86507	05/30/2018	SPS DATA COMMUNICATIONS	Inv# 00031808	New Cables and Conduit	\$75.00		
86507	05/30/2018	SPS DATA COMMUNICATIONS	Inv# 00041805	Installed New Cables	\$101.50		
86507	05/30/2018	SPS DATA COMMUNICATIONS	Inv# 00041805	Installed New Cables	\$250.00		
86507	05/30/2018	SPS DATA COMMUNICATIONS	Inv# 00031808	New Cables and Conduit	\$12.50		
86507	05/30/2018	SPS DATA COMMUNICATIONS	Inv# 00031808	New Cables and Conduit	\$340.00		
86507	05/30/2018	SPS DATA COMMUNICATIONS	Inv# 00041805	Installed New Cables	\$544.00		
		<b>Total for Check:</b>	86507			\$1,323.00	\$1,935.00

# Orange County Water District

## Cash Disbursements

Begin Date: 03/29/2018

End Date: 05/30/2018

Page 134

### Accounts Payable Cash Disbursements Presented for Board Ratification and/or Approval

Check No.	Date	Vendor Name	Invoice #	Purpose	Invoice Amount	Check Amount	FYTD
86508	05/30/2018	ST. JULIANA CATHOLIC SCHOOL	Inv# 91546003	CWEF/BUS REIMBURSEMENT	\$251.31		
<b>Total for Check:</b>		86508				\$251.31	\$251.31
86510	05/30/2018	STAPLES	Inv# 3376940941	INVENTORY RE-ORDER	\$27.13		
86510	05/30/2018	STAPLES	Inv# 3377019965	OFFICE SUPPLIES	\$17.17		
86510	05/30/2018	STAPLES	Inv# 3377019965	OFFICE SUPPLIES	\$25.69		
86510	05/30/2018	STAPLES	Inv# 3377019965	OFFICE SUPPLIES	\$35.29		
86510	05/30/2018	STAPLES	Inv# 3377019965	OFFICE SUPPLIES	\$90.02		
86510	05/30/2018	STAPLES	Inv# 3376940942	INVENTORY RE-ORDER	\$166.88		
86510	05/30/2018	STAPLES	Inv# 3376940941	INVENTORY RE-ORDER	\$13.32		
86510	05/30/2018	STAPLES	Inv# 3376940941	INVENTORY RE-ORDER	\$31.61		
86510	05/30/2018	STAPLES	Inv# 3376940941	INVENTORY RE-ORDER	\$54.16		
86510	05/30/2018	STAPLES	Inv# 3376940941	INVENTORY RE-ORDER	\$166.88		
86510	05/30/2018	STAPLES	Inv# 3376940941	INVENTORY RE-ORDER	\$194.44		
86510	05/30/2018	STAPLES	Inv# 3376940941	INVENTORY RE-ORDER	\$653.67		
86510	05/30/2018	STAPLES	Inv# 3376940941	INVENTORY RE-ORDER	\$653.69		
86510	05/30/2018	STAPLES	Inv# 3376940940	INVENTORY RE-ORDER	\$132.39		
86510	05/30/2018	STAPLES	Inv# 3376940940	INVENTORY RE-ORDER	\$397.18		
86510	05/30/2018	STAPLES	Inv# 3376940941	INVENTORY RE-ORDER	\$21.04		
<b>Total for Check:</b>		86510				\$2,680.56	\$50,112.73
86511	05/30/2018	STATE OF CALIFORNIA	Inv# BURRIS BASIN LEASE-JUNE18 CALTRANS#12-ORA057-0010-0		\$736.00		
<b>Total for Check:</b>		86511				\$736.00	\$3,680.00
86512	05/30/2018	STATE WATER RESOURCES CONTROL BOARD	Inv# SC-110766	01/01/18 - 03/31/18	\$4,501.82		
<b>Total for Check:</b>		86512				\$4,501.82	\$31,910.43
86513	05/30/2018	STONEGATE ELEMENTARY	Inv# 2018 CWEF BUS REIMBURSEME REIMBURSEMENT	CWEF/BUS	\$1,000.00		
<b>Total for Check:</b>		86513				\$1,000.00	\$1,000.00
86514	05/30/2018	SUEZ WTS ANALYTICAL INSTRUMENTS, INC.	Inv# 99272029	EQUIP. SERVICE	\$440.44		
86514	05/30/2018	SUEZ WTS ANALYTICAL INSTRUMENTS, INC.	Inv# 99288183	EQUIP. SERVICE	\$208.80		
<b>Total for Check:</b>		86514				\$649.24	\$22,350.59
86515	05/30/2018	SUNBELT CONTROLS	Inv# 2010259	HVAC Maintenance Agreement	\$1,326.60		

# Orange County Water District

## Cash Disbursements

Begin Date: 03/29/2018

End Date: 05/30/2018

Page 135

### Accounts Payable Cash Disbursements Presented for Board Ratification and/or Approval

Check No.	Date	Vendor Name	Invoice #	Purpose	Invoice Amount	Check Amount	FYTD
		<b>Total for Check:</b>	86515			\$1,326.60	\$6,633.27
86516	05/30/2018	Sarmiento, Vincent	Inv# APRIL 2018 TRAVEL	Apr18 OCWD Various Meetings	\$53.41		
		<b>Total for Check:</b>	86516			\$53.41	\$1,202.12
86517	05/30/2018	TANKNOLOGY, INC.	Inv# 1268915	MONTHLY UNDERGROUND SERVICE	\$213.50		
		<b>Total for Check:</b>	86517			\$213.50	\$6,672.50
86518	05/30/2018	TESTAMERICA	Inv# 44280275	BPO FOR WATER QUALITY ANALYSES	\$176.50		
86518	05/30/2018	TESTAMERICA	Inv# 44280306	BPO FOR WATER QUALITY ANALYSES	\$482.50		
		<b>Total for Check:</b>	86518			\$659.00	\$47,872.00
86519	05/30/2018	TRI-TEK BURGLAR ALARM CO.	Inv# 124847	BPO ALARM MONITORING	\$171.00		
		<b>Total for Check:</b>	86519			\$171.00	\$3,553.00
86520	05/30/2018	TROPICAL PLAZA NURSERY, INC.	Inv# M59120	ANNUAL LANDSCAPE MAINT	\$3,236.20		
		<b>Total for Check:</b>	86520			\$3,236.20	\$31,089.60
86521	05/30/2018	U.S. BANK CORPORATE PAYMENT SYSTEM	Inv# 4246-0400-1886-5586	APR18 credit taken in error	\$107.66		
		<b>Total for Check:</b>	86521			\$107.66	\$429,360.40
86522	05/30/2018	UNIVAR USA	Inv# LA641663	5/24 sulfuric acid 25.80 tons	\$3,457.20		
86522	05/30/2018	UNIVAR USA	Inv# LA641662	Discount	(\$67.21)		
86522	05/30/2018	UNIVAR USA	Inv# LA641663	discount	(\$69.14)		
86522	05/30/2018	UNIVAR USA	Inv# LA641660	discount	(\$67.27)		
86522	05/30/2018	UNIVAR USA	Inv# LA641660	5/24 sulfuric acid 25.10 tons	\$3,363.40		
86522	05/30/2018	UNIVAR USA	Inv# LA641662	5/24 sulfuric acid 25.08 tons	\$3,360.72		
		<b>Total for Check:</b>	86522			\$9,977.70	\$295,475.45
86523	05/30/2018	VALIN CORPORATION	Inv# 3314154	Handling	\$7.40		
86523	05/30/2018	VALIN CORPORATION	Inv# 3314154	Discount	(\$8.75)		
86523	05/30/2018	VALIN CORPORATION	Inv# 3314154	Freight	\$20.50		
86523	05/30/2018	VALIN CORPORATION	Inv# 3314154	INVENTORY RE-ORDER	\$280.04		
86523	05/30/2018	VALIN CORPORATION	Inv# 3314154	INVENTORY RE-ORDER	\$671.82		
		<b>Total for Check:</b>	86523			\$971.01	\$10,150.81
86524	05/30/2018	VERIZON WIRELESS	Inv# 9807396714	MAY CELL PHONES	\$3,071.84		
		<b>Total for Check:</b>	86524			\$3,071.84	\$32,424.55
86525	05/30/2018	VOSSLER & CO.	Inv# V46354	INVENTORY RE-ORDER	\$5,347.24		
86525	05/30/2018	VOSSLER & CO.	Inv# V46354	Shipping	\$44.41		
		<b>Total for Check:</b>	86525			\$5,391.65	\$5,391.65

# Orange County Water District

## Cash Disbursements

**Begin Date:** 03/29/2018

**End Date:** 05/30/2018

Page 136

### Accounts Payable Cash Disbursements Presented for Board Ratification and/or Approval

Check No.	Date	Vendor Name	Invoice #	Purpose	Invoice Amount	Check Amount	FYTD
86526	05/30/2018	VWR INTERNATIONAL, INC.	Inv# 8082230250	SUPPLIES	\$221.10		
86526	05/30/2018	VWR INTERNATIONAL, INC.	Inv# 8082418205	INVENTORY RE-ORDER	\$511.13		
86526	05/30/2018	VWR INTERNATIONAL, INC.	Inv# 8082418205	INVENTORY RE-ORDER	\$55.68		
86526	05/30/2018	VWR INTERNATIONAL, INC.	Inv# 8082418205		(\$23.29)		
86526	05/30/2018	VWR INTERNATIONAL, INC.	Inv# 8082418205		\$166.87		
86526	05/30/2018	VWR INTERNATIONAL, INC.	Inv# 8082418205	INVENTORY RE-ORDER	\$1,595.36		
86526	05/30/2018	VWR INTERNATIONAL, INC.	Inv# 8082230250	Discount	(\$4.75)		
86526	05/30/2018	VWR INTERNATIONAL, INC.	Inv# 8082230250	Freight	\$32.97		
86526	05/30/2018	VWR INTERNATIONAL, INC.	Inv# 8082230250	SUPPLIES	\$139.86		
86526	05/30/2018	VWR INTERNATIONAL, INC.	Inv# 8082230250	SUPPLIES	\$81.24		
<b>Total for Check: 86526</b>						<b>\$2,776.17</b>	<b>\$132,890.03</b>
86527	05/30/2018	WESTERN EXTERMINATOR COMPANY	Inv# 6031467	PEST & RODENT CONTROL	\$375.00		
<b>Total for Check: 86527</b>						<b>\$375.00</b>	<b>\$4,112.00</b>
86528	05/30/2018	WESTMINSTER SCHOOL DISTRICT	Inv# 60LI0151	CWEF/BUS REIMBURSEMENT	\$608.76		
<b>Total for Check: 86528</b>						<b>\$608.76</b>	<b>\$608.76</b>
86529	05/30/2018	Whitaker, Bruce	Inv# APRIL 2018 TRAVEL	Apr18 OCWD Various Meetings	\$141.70		
<b>Total for Check: 86529</b>						<b>\$141.70</b>	<b>\$2,306.99</b>
86530	05/30/2018	YALE / CHASE EQUIPMENT AND SERVICES INC.	Inv# SI182501	CART REHAB PARTS	\$233.60		
<b>Total for Check: 86530</b>						<b>\$233.60</b>	<b>\$7,285.77</b>
86531	05/30/2018	Yoh, Roger	Inv# APRIL 2018 TRAVEL	Apr18 OCWD Various Meetings	\$76.30		
<b>Total for Check: 86531</b>						<b>\$76.30</b>	<b>\$1,498.92</b>

**Run Date:** 6/1/2018

**\$15,489,273.58**

# Orange County Water District

## Cash Disbursements

Begin Date: 03/29/2018

End Date: 05/30/2018

Page 1

### Accounts Payable Cash Disbursements Presented for Board Ratification and/or Approval

Check No.	Date	Vendor Name	Invoice #	Purpose	Invoice Amount	Check Amount	FYTD
801801	04/04/2018	FISHER SCIENTIFIC CO.	Inv# 7196168	LABORATORY SUPPLIES	\$247.98		
801801	04/04/2018	FISHER SCIENTIFIC CO.	Inv# 7196168	LABORATORY SUPPLIES	\$230.02		
801801	04/04/2018	FISHER SCIENTIFIC CO.	Inv# 7196168	LABORATORY SUPPLIES	\$145.24		
801801	04/04/2018	FISHER SCIENTIFIC CO.	Inv# 7196168	LABORATORY SUPPLIES	\$105.68		
801801	04/04/2018	FISHER SCIENTIFIC CO.	Inv# 7196168	LABORATORY SUPPLIES	\$55.74		
801801	04/04/2018	FISHER SCIENTIFIC CO.	Inv# 7196168		\$4.45		
801801	04/04/2018	FISHER SCIENTIFIC CO.	Inv# 7196165	LABORATORY SUPPLIES	\$102.65		
<b>Total for Check: 801801</b>						<b>\$891.76</b>	<b>\$148,054.50</b>
801803	04/04/2018	RUTAN & TUCKER	Inv# 801987	Feb18 legal/NBGPP FHQ-VOC	\$399.00		
801803	04/04/2018	RUTAN & TUCKER	Inv# 802046	Feb18 legal/Water Resources	\$6,355.50		
801803	04/04/2018	RUTAN & TUCKER	Inv# 801998	Feb18 legal/Ball Rd Basin Disp	\$2,793.00		
801803	04/04/2018	RUTAN & TUCKER	Inv# 801997	Feb18 legal/GWRSFE	\$541.50		
801803	04/04/2018	RUTAN & TUCKER	Inv# 801996	Feb18 legal/Reclaim.Wtr.BPP	\$6,498.00		
801803	04/04/2018	RUTAN & TUCKER	Inv# 801995	Feb18 legal/Ocean Desal	\$1,539.00		
801803	04/04/2018	RUTAN & TUCKER	Inv# 801988	Feb18 legal/Admin.Matters	\$6,612.00		
801803	04/04/2018	RUTAN & TUCKER	Inv# 801986	Feb18 legal/MTBE litig.montiro	\$1,026.00		
801803	04/04/2018	RUTAN & TUCKER	Inv# 801985	Feb18 legal/Property Mgmt	\$1,995.00		
801803	04/04/2018	RUTAN & TUCKER	Inv# 801984	Feb18 legal/General Matters	\$4,768.50		
801803	04/04/2018	RUTAN & TUCKER	Inv# 801994	Feb18 legal/SBGPP	\$741.00		
<b>Total for Check: 801803</b>						<b>\$33,268.50</b>	<b>\$499,895.67</b>
801804	04/04/2018	SIGMA-ALDRICH INC.	Inv# 544181523	NDMA Analysis	\$122.02		
801804	04/04/2018	SIGMA-ALDRICH INC.	Inv# 544181523	NDMA Analysis	\$80.37		
801804	04/04/2018	SIGMA-ALDRICH INC.	Inv# 544181523		\$16.39		
<b>Total for Check: 801804</b>						<b>\$218.78</b>	<b>\$42,735.88</b>
801805	04/04/2018	WECK LABORATORIES, INC.	Inv# W8C0413-OCWD	BPO FOR WATER QUALITY ANALYSES	\$100.00		
801805	04/04/2018	WECK LABORATORIES, INC.	Inv# W8C0414-OCWD	BPO FOR WATER QUALITY ANALYSES	\$180.00		
801805	04/04/2018	WECK LABORATORIES, INC.	Inv# W8C0734-OCWD	BPO FOR WATER QUALITY ANALYSES	\$100.00		
<b>Total for Check: 801805</b>						<b>\$380.00</b>	<b>\$39,299.00</b>
801806	04/04/2018	WESTAIR GASES & EQUIPMENT	Inv# 10647217	Lab-argon	\$841.55		
801806	04/04/2018	WESTAIR GASES & EQUIPMENT	Inv# 10647217	freight	\$27.19		

# Orange County Water District

## Cash Disbursements

Begin Date: 03/29/2018

End Date: 05/30/2018

Page 2

### Accounts Payable Cash Disbursements Presented for Board Ratification and/or Approval

Check No.	Date	Vendor Name	Invoice #	Purpose	Invoice Amount	Check Amount	FYTD
801806	04/04/2018	WESTAIR GASES & EQUIPMENT	Inv# 10647217	hazardous material charge	\$9.79		
801806	04/04/2018	WESTAIR GASES & EQUIPMENT	Inv# 10647249	Lab-nitrogen,HE 6 pk	\$880.88		
801806	04/04/2018	WESTAIR GASES & EQUIPMENT	Inv# 10647249	freight	\$27.19		
801806	04/04/2018	WESTAIR GASES & EQUIPMENT	Inv# 10647249	hazardous material	\$9.78		
		<b>Total for Check:</b>	801806			\$1,796.38	\$67,358.49
801807	04/11/2018	EUROFINS EATON ANALYTICAL INC	Inv# L0377613	BPO WATER SAMPLE ANALYSIS	\$1,900.00		
		<b>Total for Check:</b>	801807			\$1,900.00	\$9,600.00
801810	04/11/2018	FISHER SCIENTIFIC CO.	Inv# 7391646	LABORATORY SUPPLIES	\$1,010.70		
801810	04/11/2018	FISHER SCIENTIFIC CO.	Inv# 7480917		\$4.45		
801810	04/11/2018	FISHER SCIENTIFIC CO.	Inv# 7480916	LABORATORY SUPPLIES	\$56.49		
801810	04/11/2018	FISHER SCIENTIFIC CO.	Inv# 7480916	LABORATORY SUPPLIES	\$246.11		
801810	04/11/2018	FISHER SCIENTIFIC CO.	Inv# 7391646		\$4.45		
801810	04/11/2018	FISHER SCIENTIFIC CO.	Inv# 7391646	LABORATORY SUPPLIES	\$52.84		
801810	04/11/2018	FISHER SCIENTIFIC CO.	Inv# 7391646	LABORATORY SUPPLIES	\$95.37		
801810	04/11/2018	FISHER SCIENTIFIC CO.	Inv# 7391646	LABORATORY SUPPLIES	\$97.22		
801810	04/11/2018	FISHER SCIENTIFIC CO.	Inv# 7391646	LABORATORY SUPPLIES	\$106.61		
801810	04/11/2018	FISHER SCIENTIFIC CO.	Inv# 7391646	LABORATORY SUPPLIES	\$453.49		
801810	04/11/2018	FISHER SCIENTIFIC CO.	Inv# 7281647	LABORATORY SUPPLIES	\$295.59		
801810	04/11/2018	FISHER SCIENTIFIC CO.	Inv# 7480917	INVENTORY RE-ORDER	\$2,203.28		
801810	04/11/2018	FISHER SCIENTIFIC CO.	Inv# 7391646	LABORATORY SUPPLIES	\$387.43		
801810	04/11/2018	FISHER SCIENTIFIC CO.	Inv# 7480918	LABORATORY SUPPLIES	\$102.65		
801810	04/11/2018	FISHER SCIENTIFIC CO.	Inv# 7480918		\$52.79		
801810	04/11/2018	FISHER SCIENTIFIC CO.	Inv# 7480918		\$4.45		
801810	04/11/2018	FISHER SCIENTIFIC CO.	Inv# 7553803	LABORATORY SUPPLIES	\$805.84		
801810	04/11/2018	FISHER SCIENTIFIC CO.	Inv# 7553803	LABORATORY SUPPLIES	\$268.61		
801810	04/11/2018	FISHER SCIENTIFIC CO.	Inv# 7628098	LABORATORY SUPPLIES	\$213.36		
801810	04/11/2018	FISHER SCIENTIFIC CO.	Inv# 7628099	LABORATORY SUPPLIES	\$241.97		
801810	04/11/2018	FISHER SCIENTIFIC CO.	Inv# 7693058	LABORATORY SUPPLIES	\$84.78		
801810	04/11/2018	FISHER SCIENTIFIC CO.	Inv# 7693058		\$4.45		
801810	04/11/2018	FISHER SCIENTIFIC CO.	Inv# 7480917	INVENTORY RE-ORDER	\$2,478.02		
		<b>Total for Check:</b>	801810			\$9,270.95	\$148,054.50
801811	04/11/2018	SIGMA-ALDRICH INC.	Inv# 544209376	LABORATORY SUPPLIES	\$134.58		

# Orange County Water District

## Cash Disbursements

Begin Date: 03/29/2018

End Date: 05/30/2018

Page 3

### Accounts Payable Cash Disbursements Presented for Board Ratification and/or Approval

Check No.	Date	Vendor Name	Invoice #	Purpose	Invoice Amount	Check Amount	FYTD
801811	04/11/2018	SIGMA-ALDRICH INC.	Inv# 544209376		\$14.48		
<b>Total for Check:</b>		801811				\$149.06	\$42,735.88
801812	04/11/2018	SPEX CERTIPREP, LLC	Inv# 358530	LABORATORY SUPPLIES	\$161.60		
801812	04/11/2018	SPEX CERTIPREP, LLC	Inv# 358530	LABORATORY SUPPLIES	\$128.00		
801812	04/11/2018	SPEX CERTIPREP, LLC	Inv# 358530	LABORATORY SUPPLIES	\$68.00		
801812	04/11/2018	SPEX CERTIPREP, LLC	Inv# 358530	LABORATORY SUPPLIES	\$40.00		
801812	04/11/2018	SPEX CERTIPREP, LLC	Inv# 358530	LABORATORY SUPPLIES	\$40.00		
801812	04/11/2018	SPEX CERTIPREP, LLC	Inv# 358530	LABORATORY SUPPLIES	\$307.20		
<b>Total for Check:</b>		801812				\$744.80	\$9,944.80
801813	04/11/2018	WECK LABORATORIES, INC.	Inv# W8C1161-OCWD	BPO FOR WATER QUALITY ANALYSES	\$240.00		
<b>Total for Check:</b>		801813				\$240.00	\$39,299.00
801814	04/11/2018	WESTAIR GASES & EQUIPMENT	Inv# 10651083	hazardous material	\$9.79		
801814	04/11/2018	WESTAIR GASES & EQUIPMENT	Inv# 10651083	Lab-nitrogen,, HE 300	\$348.00		
801814	04/11/2018	WESTAIR GASES & EQUIPMENT	Inv# 10651083	freight	\$27.19		
<b>Total for Check:</b>		801814				\$384.98	\$67,358.49
801815	04/18/2018	EUROFINS EATON ANALYTICAL INC	Inv# L0379174	BPO WATER SAMPLE ANALYSIS	\$300.00		
<b>Total for Check:</b>		801815				\$300.00	\$9,600.00
801816	04/18/2018	FEDERAL EXPRESS CORPORATION	Inv# 6-105-36667	PackageDelivery	\$146.00		
801816	04/18/2018	FEDERAL EXPRESS CORPORATION	Inv# 6-113-39878	Package Delivery	\$338.19		
801816	04/18/2018	FEDERAL EXPRESS CORPORATION	Inv# 6-120-15651	Package Delivery	\$449.20		
<b>Total for Check:</b>		801816				\$933.39	\$16,452.83
801817	04/18/2018	FISHER SCIENTIFIC CO.	Inv# 8139136	LABORATORY SUPPLIES	\$31.85		
801817	04/18/2018	FISHER SCIENTIFIC CO.	Inv# 7939494	LABORATORY SUPPLIES	\$920.07		
801817	04/18/2018	FISHER SCIENTIFIC CO.	Inv# 7939494	LABORATORY SUPPLIES	\$617.85		
801817	04/18/2018	FISHER SCIENTIFIC CO.	Inv# 7939494		\$4.45		
801817	04/18/2018	FISHER SCIENTIFIC CO.	Inv# 8045553	INVENTORY RE-ORDER	\$652.60		
801817	04/18/2018	FISHER SCIENTIFIC CO.	Inv# 8045553		\$4.45		
801817	04/18/2018	FISHER SCIENTIFIC CO.	Inv# 8139114	LABORATORY SUPPLIES	\$31.85		
<b>Total for Check:</b>		801817				\$2,263.12	\$148,054.50

# Orange County Water District

## Cash Disbursements

Begin Date: 03/29/2018

End Date: 05/30/2018

Page 4

### Accounts Payable Cash Disbursements Presented for Board Ratification and/or Approval

Check No.	Date	Vendor Name	Invoice #	Purpose	Invoice Amount	Check Amount	FYTD
801818	04/18/2018	GOPHER PATROL	Inv# 277092	PEST & RODENT CONTROL	\$185.00		
801818	04/18/2018	GOPHER PATROL	Inv# 277920	PEST & RODENT CONTROL	\$525.00		
<b>Total for Check:</b>		801818				\$710.00	\$8,235.00
801819	04/18/2018	SIGMA-ALDRICH INC.	Inv# 544285865	SUPPLIES	\$104.40		
801819	04/18/2018	SIGMA-ALDRICH INC.	Inv# 544285865	SUPPLIES	\$41.05		
801819	04/18/2018	SIGMA-ALDRICH INC.	Inv# 544285865		\$2.50		
801819	04/18/2018	SIGMA-ALDRICH INC.	Inv# 544317448	SUPPLIES	\$1,272.38		
801819	04/18/2018	SIGMA-ALDRICH INC.	Inv# 544317448		\$16.43		
<b>Total for Check:</b>		801819				\$1,436.76	\$42,735.88
801820	04/18/2018	WECK LABORATORIES, INC.	Inv# W8C1656-OCWD	BPO FOR WATER QUALITY ANALYSES	\$1,742.25		
<b>Total for Check:</b>		801820				\$1,742.25	\$39,299.00
801821	04/18/2018	WESTAIR GASES & EQUIPMENT	Inv# 10655078	hazardous material	\$9.78		
801821	04/18/2018	WESTAIR GASES & EQUIPMENT	Inv# 10655078	Lab-CO2, HE, Nitrogen	\$975.49		
801821	04/18/2018	WESTAIR GASES & EQUIPMENT	Inv# 10655078	Freight	\$27.19		
<b>Total for Check:</b>		801821				\$1,012.46	\$67,358.49
<b>Run Date:</b> 6/1/2018						<b>\$57,643.19</b>	



# Orange County Water District

## Cash Disbursements

Begin Date: 03/29/2018

End Date: 05/30/2018

Page 1

### Accounts Payable Cash Disbursements Presented for Board Ratification and/or Approval

Check No.	Date	Vendor Name	Invoice #	Purpose	Invoice Amount	Check Amount	FYTD
801833	04/25/2018	ALTA FOODCRAFT	Inv# 11808314	FIRST AID SUPPLY SERVICE	\$274.27		
		<b>Total for Check:</b>	801833			\$274.27	\$12,732.41
801834	04/25/2018	EVOQUA WATER TECHNOLOGIES LLC	Inv# 903487252	PLANT CHEMICAL	\$8,156.25		
		<b>Total for Check:</b>	801834			\$8,156.25	\$2,769,407.48
801835	04/25/2018	FEDERAL EXPRESS CORPORATION	Inv# 6-127-87853	PackageDelivery	\$207.22		
		<b>Total for Check:</b>	801835			\$207.22	\$16,452.83
801836	04/25/2018	FISHER SCIENTIFIC CO.	Inv# 9128384	INVENTORY RE-ORDER	\$177.00		
801836	04/25/2018	FISHER SCIENTIFIC CO.	Inv# 9128386	LABORATORY SUPPLIES	\$86.16		
801836	04/25/2018	FISHER SCIENTIFIC CO.	Inv# 8968750		\$4.45		
801836	04/25/2018	FISHER SCIENTIFIC CO.	Inv# 8968750	LABORATORY SUPPLIES	\$44.30		
801836	04/25/2018	FISHER SCIENTIFIC CO.	Inv# 8968750	LABORATORY SUPPLIES	\$72.90		
801836	04/25/2018	FISHER SCIENTIFIC CO.	Inv# 8968750	LABORATORY SUPPLIES	\$261.55		
801836	04/25/2018	FISHER SCIENTIFIC CO.	Inv# 8968749	LABORATORY SUPPLIES	\$177.15		
		<b>Total for Check:</b>	801836			\$823.51	\$148,054.50
801837	04/25/2018	IRON MOUNTAIN	Inv# PZD7564	MONTHLY ARCHIVAL STORAGE	\$2,769.65		
801837	04/25/2018	IRON MOUNTAIN	Inv# 201565663	MONTHLY ARCHIVAL STORAGE	\$476.47		
		<b>Total for Check:</b>	801837			\$3,246.12	\$37,440.95
801838	04/25/2018	SIGMA-ALDRICH INC.	Inv# 542326582	LABORATORY SUPPLIES	\$65.90		
801838	04/25/2018	SIGMA-ALDRICH INC.	Inv# 542326582		\$0.26		
801838	04/25/2018	SIGMA-ALDRICH INC.	Inv# 544375301	LABORATORY SUPPLIES	\$1,844.40		
801838	04/25/2018	SIGMA-ALDRICH INC.	Inv# 544375301		\$15.64		
		<b>Total for Check:</b>	801838			\$1,926.20	\$42,735.88
801839	04/25/2018	WECK LABORATORIES, INC.	Inv# W8C1888-OCWD	BPO FOR WATER QUALITY ANALYSES	\$85.00		
801839	04/25/2018	WECK LABORATORIES, INC.	Inv# W8C1956-OCWD	BPO FOR WATER QUALITY ANALYSES	\$150.00		
801839	04/25/2018	WECK LABORATORIES, INC.	Inv# W8C1888-OCWD	BPO FOR WATER QUALITY ANALYSES	\$140.00		
801839	04/25/2018	WECK LABORATORIES, INC.	Inv# W8C1740-OCWD	BPO FOR WATER QUALITY ANALYSES	\$200.00		
801839	04/25/2018	WECK LABORATORIES, INC.	Inv# W8C1966-OCWD	BPO FOR WATER QUALITY ANALYSES	\$225.00		
		<b>Total for Check:</b>	801839			\$800.00	\$39,299.00

# Orange County Water District

## Cash Disbursements

Begin Date: 03/29/2018

End Date: 05/30/2018

Page 2

### Accounts Payable Cash Disbursements Presented for Board Ratification and/or Approval

Check No.	Date	Vendor Name	Invoice #	Purpose	Invoice Amount	Check Amount	FYTD
801841	04/25/2018	WESTAIR GASES & EQUIPMENT	Inv# 80187355	Mar18 cylinder rental-Recharge	\$119.74		
801841	04/25/2018	WESTAIR GASES & EQUIPMENT	Inv# 80187357	Mar18 cylinder rental-Lab	\$231.25		
801841	04/25/2018	WESTAIR GASES & EQUIPMENT	Inv# 80187356C	Mar18 cylinder rental-Recharge	\$7.13		
801841	04/25/2018	WESTAIR GASES & EQUIPMENT	Inv# 80187356B	Mar18 cylinder rental-Hydrogeo	\$14.26		
801841	04/25/2018	WESTAIR GASES & EQUIPMENT	Inv# 80187356B	Mar18 cylinder rental-Wtr.Prod	\$194.62		
801841	04/25/2018	WESTAIR GASES & EQUIPMENT	Inv# 80187355	Mar18 cylinder rental-Recharge	\$87.03		
801841	04/25/2018	WESTAIR GASES & EQUIPMENT	Inv# 80187354	Mar18 cylinder rental-Lab	\$71.30		
801841	04/25/2018	WESTAIR GASES & EQUIPMENT	Inv# 10658964	hazardous material	\$9.79		
801841	04/25/2018	WESTAIR GASES & EQUIPMENT	Inv# 10658964	freight	\$27.19		
801841	04/25/2018	WESTAIR GASES & EQUIPMENT	Inv# 10658964	Lab-nitrogen 6pk	\$65.25		
801841	04/25/2018	WESTAIR GASES & EQUIPMENT	Inv# 10658808	hazardous material	\$7.07		
801841	04/25/2018	WESTAIR GASES & EQUIPMENT	Inv# 10658808	Welding wire	\$95.97		
801841	04/25/2018	WESTAIR GASES & EQUIPMENT	Inv# 80187356A	Mar18 cylinder rental-Lab	\$571.45		
		<b>Total for Check:</b>	801841			\$1,502.05	\$67,358.49
801842	05/02/2018	EUROFINS EATON ANALYTICAL INC	Inv# L0381009	BPO WATER SAMPLE ANALYSIS	\$650.00		
801842	05/02/2018	EUROFINS EATON ANALYTICAL INC	Inv# L0381005	BPO WATER SAMPLE ANALYSIS	\$650.00		
801842	05/02/2018	EUROFINS EATON ANALYTICAL INC	Inv# L0381006	BPO WATER SAMPLE ANALYSIS	\$650.00		
801842	05/02/2018	EUROFINS EATON ANALYTICAL INC	Inv# L0381007	BPO WATER SAMPLE ANALYSIS	\$650.00		
801842	05/02/2018	EUROFINS EATON ANALYTICAL INC	Inv# L0381008	BPO WATER SAMPLE ANALYSIS	\$650.00		
		<b>Total for Check:</b>	801842			\$3,250.00	\$9,600.00
801843	05/02/2018	EVOQUA WATER TECHNOLOGIES LLC	Inv# 903497850	Apr-Jun18 tank rental	\$95.48		
801843	05/02/2018	EVOQUA WATER TECHNOLOGIES LLC	Inv# 903497849	Apr-Jun18 tank rental	\$205.46		
		<b>Total for Check:</b>	801843			\$300.94	\$2,769,407.48
801844	05/02/2018	WESTAIR GASES & EQUIPMENT	Inv# 10662683	Lab-HE 6pk,CO2 syphon	\$844.98		
801844	05/02/2018	WESTAIR GASES & EQUIPMENT	Inv# 10662683	freight	\$27.19		
801844	05/02/2018	WESTAIR GASES & EQUIPMENT	Inv# 10662683	hazardous material	\$9.79		
		<b>Total for Check:</b>	801844			\$881.96	\$67,358.49
801845	05/09/2018	ALTA FOODCRAFT	Inv# 51807816	BPO COFFEE SERVICE	\$715.97		

# Orange County Water District

## Cash Disbursements

Begin Date: 03/29/2018

End Date: 05/30/2018

Page 3

### Accounts Payable Cash Disbursements Presented for Board Ratification and/or Approval

Check No.	Date	Vendor Name	Invoice #	Purpose	Invoice Amount	Check Amount	FYTD
<b>Total for Check:</b>		801845				\$715.97	\$12,732.41
801846	05/09/2018	EUROFINS EATON ANALYTICAL INC	Inv# L0383874	BPO WATER SAMPLE ANALYSIS	\$650.00		
801846	05/09/2018	EUROFINS EATON ANALYTICAL INC	Inv# L0383877	BPO WATER SAMPLE ANALYSIS	\$650.00		
801846	05/09/2018	EUROFINS EATON ANALYTICAL INC	Inv# L0383875	BPO WATER SAMPLE ANALYSIS	\$650.00		
801846	05/09/2018	EUROFINS EATON ANALYTICAL INC	Inv# L0383873	BPO WATER SAMPLE ANALYSIS	\$650.00		
801846	05/09/2018	EUROFINS EATON ANALYTICAL INC	Inv# L0383876	BPO WATER SAMPLE ANALYSIS	\$650.00		
<b>Total for Check:</b>		801846				\$3,250.00	\$9,600.00
801847	05/09/2018	FISHER SCIENTIFIC CO.	Inv# 9615828	LABORATORY SUPPLIES	\$59.47		
801847	05/09/2018	FISHER SCIENTIFIC CO.	Inv# 9615828	LABORATORY SUPPLIES	\$59.47		
801847	05/09/2018	FISHER SCIENTIFIC CO.	Inv# 9615828	Shipping/Fuel	\$4.45		
801847	05/09/2018	FISHER SCIENTIFIC CO.	Inv# 9615828	LABORATORY SUPPLIES	\$59.47		
801847	05/09/2018	FISHER SCIENTIFIC CO.	Inv# 9615828	LABORATORY SUPPLIES	\$59.47		
801847	05/09/2018	FISHER SCIENTIFIC CO.	Inv# 9615828	LABORATORY SUPPLIES	\$128.63		
801847	05/09/2018	FISHER SCIENTIFIC CO.	Inv# 1430728	LABORATORY SUPPLIES	\$300.86		
801847	05/09/2018	FISHER SCIENTIFIC CO.	Inv# 0476167	LABORATORY SUPPLIES	\$48.94		
801847	05/09/2018	FISHER SCIENTIFIC CO.	Inv# 0476167	LABORATORY SUPPLIES	\$130.93		
801847	05/09/2018	FISHER SCIENTIFIC CO.	Inv# 9615828	LABORATORY SUPPLIES	\$59.47		
<b>Total for Check:</b>		801847				\$911.16	\$148,054.50
801849	05/09/2018	RUTAN & TUCKER	Inv# 805039	Mar18 legal/Admin.Matters	\$2,080.50		
801849	05/09/2018	RUTAN & TUCKER	Inv# 805049	Mar18 legal/Ball Rd Basin Disp	\$228.00		
801849	05/09/2018	RUTAN & TUCKER	Inv# 805048	Mar18 legal/GWR Fin.Expan	\$256.50		
801849	05/09/2018	RUTAN & TUCKER	Inv# 805047	Mar18 legal/Reclaim.Wtr.Disput	\$12,804.50		
801849	05/09/2018	RUTAN & TUCKER	Inv# 805033	Mar18 legal/General Matters	\$4,947.00		
801849	05/09/2018	RUTAN & TUCKER	Inv# 805044	Mar18 legal/SBGPP	\$199.50		
801849	05/09/2018	RUTAN & TUCKER	Inv# 805038	Mar18 legal/NBGPP FHQ-VOC	\$57.00		
801849	05/09/2018	RUTAN & TUCKER	Inv# 805037	Mar18 legal/MTBE litig.monitor	\$1,111.50		
801849	05/09/2018	RUTAN & TUCKER	Inv# 805036	Mar18 legal/Property Mgmt	\$1,168.50		
801849	05/09/2018	RUTAN & TUCKER	Inv# 805035	Mar18 legal/Personnel Issues	\$85.50		
801849	05/09/2018	RUTAN & TUCKER	Inv# 805034	Mar18 legal/Water Resources	\$7,269.50		

# Orange County Water District

## Cash Disbursements

Begin Date: 03/29/2018

End Date: 05/30/2018

Page 4

### Accounts Payable Cash Disbursements Presented for Board Ratification and/or Approval

Check No.	Date	Vendor Name	Invoice #	Purpose	Invoice Amount	Check Amount	FYTD
801849	05/09/2018	RUTAN & TUCKER	Inv# 805045	Mar18 legal/Ocean Desal	\$2,508.00		
		<b>Total for Check:</b>	801849			\$32,716.00	\$499,895.67
801850	05/09/2018	SIGMA-ALDRICH INC.	Inv# 544484475	LABORATORY SUPPLIES	\$526.35		
801850	05/09/2018	SIGMA-ALDRICH INC.	Inv# 544484475		\$14.67		
		<b>Total for Check:</b>	801850			\$541.02	\$42,735.88
801851	05/09/2018	WESTAIR GASES & EQUIPMENT	Inv# 10665746	hazardous material	\$9.78		
801851	05/09/2018	WESTAIR GASES & EQUIPMENT	Inv# 10664446	BPO WELDING SUPPLIES	\$358.22		
801851	05/09/2018	WESTAIR GASES & EQUIPMENT	Inv# 10664446	BPO WELDING SUPPLIES	\$30.18		
801851	05/09/2018	WESTAIR GASES & EQUIPMENT	Inv# 10665746	Lab-argon	\$757.23		
801851	05/09/2018	WESTAIR GASES & EQUIPMENT	Inv# 10666427	Lab-CO2 syphon, nitrogen 6pk	\$94.62		
801851	05/09/2018	WESTAIR GASES & EQUIPMENT	Inv# 10666427	freight	\$27.19		
801851	05/09/2018	WESTAIR GASES & EQUIPMENT	Inv# 10666427	hazardous material	\$9.78		
801851	05/09/2018	WESTAIR GASES & EQUIPMENT	Inv# 10665746	Freight	\$27.19		
		<b>Total for Check:</b>	801851			\$1,314.19	\$67,358.49
801852	05/16/2018	EWING IRRIGATION	Inv# 5174003	BPO IRRIGATION SUPPLIES	\$178.82		
		<b>Total for Check:</b>	801852			\$178.82	\$7,952.47
801857	05/16/2018	FISHER SCIENTIFIC CO.	Inv# 9267674	LABORATORY SUPPLIES	\$270.52		
801857	05/16/2018	FISHER SCIENTIFIC CO.	Inv# 4332568	LABORATORY SUPPLIES	\$110.31		
801857	05/16/2018	FISHER SCIENTIFIC CO.	Inv# 4676969	INVENTORY RE-ORDER	\$489.70		
801857	05/16/2018	FISHER SCIENTIFIC CO.	Inv# 8507170	LABORATORY SUPPLIES	\$82.75		
801857	05/16/2018	FISHER SCIENTIFIC CO.	Inv# 8507170	LABORATORY SUPPLIES	\$43.57		
801857	05/16/2018	FISHER SCIENTIFIC CO.	Inv# 8507170	LABORATORY SUPPLIES	\$41.47		
801857	05/16/2018	FISHER SCIENTIFIC CO.	Inv# 8774133	LABORATORY SUPPLIES	\$2,208.04		
801857	05/16/2018	FISHER SCIENTIFIC CO.	Inv# 8774133	LABORATORY SUPPLIES	\$449.22		
801857	05/16/2018	FISHER SCIENTIFIC CO.	Inv# 8774133	LABORATORY SUPPLIES	\$150.90		
801857	05/16/2018	FISHER SCIENTIFIC CO.	Inv# 9128385	LABORATORY SUPPLIES	\$44.28		
801857	05/16/2018	FISHER SCIENTIFIC CO.	Inv# 9267671	LABORATORY SUPPLIES	\$36.46		
801857	05/16/2018	FISHER SCIENTIFIC CO.	Inv# 1801298	SUPPLIES	\$1,817.71		
801857	05/16/2018	FISHER SCIENTIFIC CO.	Inv# 9267674	LABORATORY SUPPLIES	\$347.00		
801857	05/16/2018	FISHER SCIENTIFIC CO.	Inv# 9267670	LABORATORY SUPPLIES	\$177.15		
801857	05/16/2018	FISHER SCIENTIFIC CO.	Inv# 9267674	LABORATORY SUPPLIES	\$207.06		
801857	05/16/2018	FISHER SCIENTIFIC CO.	Inv# 9267674	LABORATORY SUPPLIES	\$171.91		

# Orange County Water District

## Cash Disbursements

Begin Date: 03/29/2018

End Date: 05/30/2018

Page 5

### Accounts Payable Cash Disbursements Presented for Board Ratification and/or Approval

Check No.	Date	Vendor Name	Invoice #	Purpose	Invoice Amount	Check Amount	FYTD
801857	05/16/2018	FISHER SCIENTIFIC CO.	Inv# 9267674	Shipping/Fuel	\$4.45		
801857	05/16/2018	FISHER SCIENTIFIC CO.	Inv# 9747586	LABORATORY SUPPLIES	\$1,380.10		
801857	05/16/2018	FISHER SCIENTIFIC CO.	Inv# 9747599	INVENTORY RE-ORDER	\$953.62		
801857	05/16/2018	FISHER SCIENTIFIC CO.	Inv# 9747599	Shipping/Fuel	\$4.45		
801857	05/16/2018	FISHER SCIENTIFIC CO.	Inv# 9872508	LABORATORY SUPPLIES	\$156.20		
801857	05/16/2018	FISHER SCIENTIFIC CO.	Inv# 9872508	Shipping/Fuel	\$4.45		
801857	05/16/2018	FISHER SCIENTIFIC CO.	Inv# 9872509	LABORATORY SUPPLIES	\$166.45		
801857	05/16/2018	FISHER SCIENTIFIC CO.	Inv# 9267674	LABORATORY SUPPLIES	\$478.24		
801857	05/16/2018	FISHER SCIENTIFIC CO.	Inv# 0877127	LABORATORY SUPPLIES	\$32.50		
801857	05/16/2018	FISHER SCIENTIFIC CO.	Inv# 0753757	INVENTORY RE-ORDER	\$103.10		
801857	05/16/2018	FISHER SCIENTIFIC CO.	Inv# 0877127	LABORATORY SUPPLIES	\$905.09		
801857	05/16/2018	FISHER SCIENTIFIC CO.	Inv# 0877127	LABORATORY SUPPLIES	\$489.86		
801857	05/16/2018	FISHER SCIENTIFIC CO.	Inv# 0877127	LABORATORY SUPPLIES	\$444.60		
801857	05/16/2018	FISHER SCIENTIFIC CO.	Inv# 0877127	LABORATORY SUPPLIES	\$441.22		
801857	05/16/2018	FISHER SCIENTIFIC CO.	Inv# 0877127	LABORATORY SUPPLIES	\$190.45		
801857	05/16/2018	FISHER SCIENTIFIC CO.	Inv# 0877127	LABORATORY SUPPLIES	\$130.96		
801857	05/16/2018	FISHER SCIENTIFIC CO.	Inv# 0877127	LABORATORY SUPPLIES	\$128.04		
801857	05/16/2018	FISHER SCIENTIFIC CO.	Inv# 0877127	LABORATORY SUPPLIES	\$105.18		
801857	05/16/2018	FISHER SCIENTIFIC CO.	Inv# 0877127	LABORATORY SUPPLIES	\$97.66		
801857	05/16/2018	FISHER SCIENTIFIC CO.	Inv# 1588643	LABORATORY SUPPLIES	\$434.00		
801857	05/16/2018	FISHER SCIENTIFIC CO.	Inv# 0877127	LABORATORY SUPPLIES	\$58.20		
801857	05/16/2018	FISHER SCIENTIFIC CO.	Inv# 0753755	LABORATORY SUPPLIES	\$28.84		
801857	05/16/2018	FISHER SCIENTIFIC CO.	Inv# 9267674	LABORATORY SUPPLIES	\$979.73		
801857	05/16/2018	FISHER SCIENTIFIC CO.	Inv# 0877127	Shipping/Fuel	\$4.45		
801857	05/16/2018	FISHER SCIENTIFIC CO.	Inv# 0877128	INVENTORY RE-ORDER	\$609.27		
801857	05/16/2018	FISHER SCIENTIFIC CO.	Inv# 0877128	INVENTORY RE-ORDER	\$218.71		
801857	05/16/2018	FISHER SCIENTIFIC CO.	Inv# 1007601	LABORATORY SUPPLIES	\$510.75		
801857	05/16/2018	FISHER SCIENTIFIC CO.	Inv# 1007603	LABORATORY SUPPLIES	\$69.84		
801857	05/16/2018	FISHER SCIENTIFIC CO.	Inv# 1146230	LABORATORY SUPPLIES	\$274.40		
801857	05/16/2018	FISHER SCIENTIFIC CO.	Inv# 1146231	INVENTORY RE-ORDER	\$437.41		
801857	05/16/2018	FISHER SCIENTIFIC CO.	Inv# 1280490	SUPPLIES	\$320.77		
801857	05/16/2018	FISHER SCIENTIFIC CO.	Inv# 1280490	Shipping/Fuel	\$4.45		

# Orange County Water District

## Cash Disbursements

Begin Date: 03/29/2018

End Date: 05/30/2018

Page 6

### Accounts Payable Cash Disbursements Presented for Board Ratification and/or Approval

Check No.	Date	Vendor Name	Invoice #	Purpose	Invoice Amount	Check Amount	FYTD
801857	05/16/2018	FISHER SCIENTIFIC CO.	Inv# 0877127	LABORATORY SUPPLIES	\$71.34		
<b>Total for Check:</b>		801857				\$16,886.83	\$148,054.50
801858	05/16/2018	SIGMA-ALDRICH INC.	Inv# 544528338	freight	\$16.07		
801858	05/16/2018	SIGMA-ALDRICH INC.	Inv# 544528338	LABORATORY SUPPLIES	\$435.00		
<b>Total for Check:</b>		801858				\$451.07	\$42,735.88
801859	05/16/2018	SPEX CERTIPREP, LLC	Inv# 360923	LABORATORY SUPPLIES	\$23.20		
801859	05/16/2018	SPEX CERTIPREP, LLC	Inv# 361219	LABORATORY SUPPLIES	\$47.20		
<b>Total for Check:</b>		801859				\$70.40	\$9,944.80
801860	05/16/2018	WECK LABORATORIES, INC.	Inv# W8D1335-OCWD	BPO FOR WATER QUALITY ANALYSES	\$1,742.25		
801860	05/16/2018	WECK LABORATORIES, INC.	Inv# W8D1381-OCWD	BPO FOR WATER QUALITY ANALYSES	\$200.00		
801860	05/16/2018	WECK LABORATORIES, INC.	Inv# W8D1546-OCWD	BPO FOR WATER QUALITY ANALYSES	\$360.00		
<b>Total for Check:</b>		801860				\$2,302.25	\$39,299.00
801861	05/16/2018	WESTAIR GASES & EQUIPMENT	Inv# 10670329	Lab-HE, CO2, nitrogen 6pk	\$2,526.81		
801861	05/16/2018	WESTAIR GASES & EQUIPMENT	Inv# 10670329	freight	\$27.19		
801861	05/16/2018	WESTAIR GASES & EQUIPMENT	Inv# 10670329	hazardous material	\$9.78		
801861	05/16/2018	WESTAIR GASES & EQUIPMENT	Inv# 10670741	BPO WELDING SUPPLIES	\$233.79		
<b>Total for Check:</b>		801861				\$2,797.57	\$67,358.49
801862	05/23/2018	SIGMA-ALDRICH INC.	Inv# 544594979	freight	\$31.74		
801862	05/23/2018	SIGMA-ALDRICH, INC.	Inv# 544600376	INVENTORY RE-ORDER	\$787.35		
801862	05/23/2018	SIGMA-ALDRICH INC.	Inv# 544594979	LABORATORY SUPPLIES	\$122.89		
801862	05/23/2018	SIGMA-ALDRICH, INC.	Inv# 544600376	freight	\$127.37		
<b>Total for Check:</b>		801862				\$1,069.35	\$42,735.88
801863	05/23/2018	FEDERAL EXPRESS CORPORATION	Inv# 1-676-01364	Package Delivery	\$47.32		
801863	05/23/2018	FEDERAL EXPRESS CORPORATION	Inv# 1-685-20492	Package Delivery	\$73.68		
<b>Total for Check:</b>		801863				\$121.00	\$16,452.83
801864	05/23/2018	WECK LABORATORIES, INC.	Inv# W8D2016-OCWD	BPO FOR WATER QUALITY ANALYSES	\$180.00		
801864	05/23/2018	WECK LABORATORIES, INC.	Inv# W8D2132-OCWD	BPO FOR WATER QUALITY ANALYSES	\$120.00		

# Orange County Water District

## Cash Disbursements

**Begin Date:** 03/29/2018

**End Date:** 05/30/2018

Page 7

### Accounts Payable Cash Disbursements Presented for Board Ratification and/or Approval

Check No.	Date	Vendor Name	Invoice #	Purpose	Invoice Amount	Check Amount	FYTD
801864	05/23/2018	WECK LABORATORIES, INC.	Inv# W8D2257-OCWD	BPO FOR WATER QUALITY ANALYSES	\$540.00		
<b>Total for Check:</b>		801864				\$840.00	\$39,299.00
801865	05/23/2018	WESTAIR GASES & EQUIPMENT	Inv# 10674285	hazardous material	\$9.78		
801865	05/23/2018	WESTAIR GASES & EQUIPMENT	Inv# 10674231	freight	\$27.19		
801865	05/23/2018	WESTAIR GASES & EQUIPMENT	Inv# 10674231	Wtr.Product-nitrogen	\$16.31		
801865	05/23/2018	WESTAIR GASES & EQUIPMENT	Inv# 10674231	hazardous material	\$9.79		
801865	05/23/2018	WESTAIR GASES & EQUIPMENT	Inv# 10674285	Lab-Helium, nitrogen 6pk	\$772.13		
801865	05/23/2018	WESTAIR GASES & EQUIPMENT	Inv# 10674285	freight	\$27.19		
<b>Total for Check:</b>		801865				\$862.39	\$67,358.49
<b>Run Date:</b>	6/1/2018					<b>\$86,396.54</b>	

# Orange County Water District

## Cash Disbursements

Begin Date: 03/29/2018

End Date: 05/30/2018

Page 1

### Accounts Payable Cash Disbursements Presented for Board Ratification and/or Approval

Check No.	Date	Vendor Name	Invoice #	Purpose	Invoice Amount	Check Amount	FYTD
801877	05/30/2018	ALTA FOODCRAFT	Inv# 51805743	BPO COFFEE SERVICE	\$1,148.73		
		<b>Total for Check:</b>	801877			\$1,148.73	\$12,732.41
801878	05/30/2018	FEDERAL EXPRESS CORPORATION	Inv# 6-134-81744	Package Delivery	\$162.49		
801878	05/30/2018	FEDERAL EXPRESS CORPORATION	Inv# 6-141-83052	Package Deliver	\$184.74		
801878	05/30/2018	FEDERAL EXPRESS CORPORATION	Inv# 6-149-67402	Package Delivery	\$89.76		
801878	05/30/2018	FEDERAL EXPRESS CORPORATION	Inv# 6-157-50062	Package Delivery	\$1,184.40		
801878	05/30/2018	FEDERAL EXPRESS CORPORATION	Inv# 6-164-84908	Package Delivery	\$682.49		
801878	05/30/2018	FEDERAL EXPRESS CORPORATION	Inv# 6-171-11015	Package Delivery	\$372.18		
		<b>Total for Check:</b>	801878			\$2,676.06	\$16,452.83
801879	05/30/2018	FISHER SCIENTIFIC CO.	Inv# 2165442	LABORATORY SUPPLIES	\$584.06		
801879	05/30/2018	FISHER SCIENTIFIC CO.	Inv# 4953521	EQUIP. SERVICE	\$1,062.63		
801879	05/30/2018	FISHER SCIENTIFIC CO.	Inv# 4953520	INVENTORY RE-ORDER	\$1,256.30		
801879	05/30/2018	FISHER SCIENTIFIC CO.	Inv# 4676968	LABORATORY SUPPLIES	\$198.74		
801879	05/30/2018	FISHER SCIENTIFIC CO.	Inv# 4676960	Shipping/Fuel	\$4.45		
801879	05/30/2018	FISHER SCIENTIFIC CO.	Inv# 4676960	INVENTORY RE-ORDER	\$3,854.65		
801879	05/30/2018	FISHER SCIENTIFIC CO.	Inv# 2165442	LABORATORY SUPPLIES	\$236.57		
801879	05/30/2018	FISHER SCIENTIFIC CO.	Inv# 2165442	Shipping/Fuel	\$4.45		
		<b>Total for Check:</b>	801879			\$7,201.85	\$148,054.50
801880	05/30/2018	GOPHER PATROL	Inv# 281874	PEST & RODENT CONTROL	\$185.00		
801880	05/30/2018	GOPHER PATROL	Inv# 282673	PEST & RODENT CONTROL	\$525.00		
		<b>Total for Check:</b>	801880			\$710.00	\$8,235.00
801881	05/30/2018	IRON MOUNTAIN	Inv# 201596700	MONTHLY ARCHIVAL STORAGE	\$170.77		
801881	05/30/2018	IRON MOUNTAIN	Inv# AAUA665	MONTHLY ARCHIVAL STORAGE	\$2,931.25		
801881	05/30/2018	IRON MOUNTAIN	Inv# 201596700	MONTHLY ARCHIVAL STORAGE	\$304.95		
		<b>Total for Check:</b>	801881			\$3,406.97	\$37,440.95
801886	05/30/2018	SIGMA-ALDRICH INC.	Inv# 544314201	SAMPLE ANALYSIS	\$200.65		
801886	05/30/2018	SIGMA-ALDRICH INC.	Inv# 544314201	SAMPLE ANALYSIS	\$148.44		
801886	05/30/2018	SIGMA-ALDRICH INC.	Inv# 544314201	SAMPLE ANALYSIS	\$148.44		



# Orange County Water District

## Cash Disbursements

Begin Date: 03/29/2018

End Date: 05/30/2018

Page 2

### Accounts Payable Cash Disbursements Presented for Board Ratification and/or Approval

Check No.	Date	Vendor Name	Invoice #	Purpose	Invoice Amount	Check Amount	FYTD
801886	05/30/2018	SIGMA-ALDRICH INC.	Inv# 544314201	SAMPLE ANALYSIS	\$150.07		
801886	05/30/2018	SIGMA-ALDRICH INC.	Inv# 544314201	SAMPLE ANALYSIS	\$150.08		
801886	05/30/2018	SIGMA-ALDRICH INC.	Inv# 544314201	SAMPLE ANALYSIS	\$162.04		
801886	05/30/2018	SIGMA-ALDRICH INC.	Inv# 544314201	SAMPLE ANALYSIS	\$172.91		
801886	05/30/2018	SIGMA-ALDRICH INC.	Inv# 544314201	SAMPLE ANALYSIS	\$195.75		
801886	05/30/2018	SIGMA-ALDRICH INC.	Inv# 544314201	SAMPLE ANALYSIS	\$230.55		
801886	05/30/2018	SIGMA-ALDRICH INC.	Inv# 544314201	SAMPLE ANALYSIS	\$321.90		
801886	05/30/2018	SIGMA-ALDRICH INC.	Inv# 544314201	SAMPLE ANALYSIS	\$339.30		
801886	05/30/2018	SIGMA-ALDRICH INC.	Inv# 544314201	SAMPLE ANALYSIS	\$138.12		
801886	05/30/2018	SIGMA-ALDRICH INC.	Inv# 544314201	SAMPLE ANALYSIS	\$187.05		
801886	05/30/2018	SIGMA-ALDRICH INC.	Inv# 544314201	SAMPLE ANALYSIS	\$46.49		
801886	05/30/2018	SIGMA-ALDRICH INC.	Inv# 544657971	LABORATORY SUPPLIES	\$52.54		
801886	05/30/2018	SIGMA-ALDRICH INC.	Inv# 544657971		\$66.48		
801886	05/30/2018	SIGMA-ALDRICH INC.	Inv# 544657971	LABORATORY SUPPLIES	\$144.63		
801886	05/30/2018	SIGMA-ALDRICH INC.	Inv# 544634556		\$27.26		
801886	05/30/2018	SIGMA-ALDRICH INC.	Inv# 544634556	LABORATORY SUPPLIES	\$110.27		
801886	05/30/2018	SIGMA-ALDRICH INC.	Inv# 544634556	LABORATORY SUPPLIES	\$395.74		
801886	05/30/2018	SIGMA-ALDRICH INC.	Inv# 544507354	SAMPLE ANALYSIS	\$133.98		
801886	05/30/2018	SIGMA-ALDRICH INC.	Inv# 544507354	SAMPLE ANALYSIS	\$153.77		
801886	05/30/2018	SIGMA-ALDRICH INC.	Inv# 544337499	freight	\$0.49		
801886	05/30/2018	SIGMA-ALDRICH INC.	Inv# 544337499	SAMPLE ANALYSIS	\$75.04		
801886	05/30/2018	SIGMA-ALDRICH INC.	Inv# 544314201	SAMPLE ANALYSIS	\$143.88		
801886	05/30/2018	SIGMA-ALDRICH INC.	Inv# 544314201	freight	\$26.25		
801886	05/30/2018	SIGMA-ALDRICH INC.	Inv# 544314201	SAMPLE ANALYSIS	\$139.47		
801886	05/30/2018	SIGMA-ALDRICH INC.	Inv# 544314201	SAMPLE ANALYSIS	\$64.16		
801886	05/30/2018	SIGMA-ALDRICH INC.	Inv# 544314201	SAMPLE ANALYSIS	\$103.86		
801886	05/30/2018	SIGMA-ALDRICH INC.	Inv# 544314201	SAMPLE ANALYSIS	\$135.93		
801886	05/30/2018	SIGMA-ALDRICH INC.	Inv# 544314201	SAMPLE ANALYSIS	\$130.50		
801886	05/30/2018	SIGMA-ALDRICH INC.	Inv# 544337499	SAMPLE ANALYSIS	\$130.50		
801886	05/30/2018	SIGMA-ALDRICH INC.	Inv# 544314201	SAMPLE ANALYSIS	\$109.84		
801886	05/30/2018	SIGMA-ALDRICH INC.	Inv# 544314201	SAMPLE ANALYSIS	\$69.06		
801886	05/30/2018	SIGMA-ALDRICH INC.	Inv# 544314201	SAMPLE ANALYSIS	\$98.96		

# Orange County Water District

## Cash Disbursements

Begin Date: 03/29/2018

End Date: 05/30/2018

Page 3

### Accounts Payable Cash Disbursements Presented for Board Ratification and/or Approval

Check No.	Date	Vendor Name	Invoice #	Purpose	Invoice Amount	Check Amount	FYTD
801886	05/30/2018	SIGMA-ALDRICH INC.	Inv# 544314201	SAMPLE ANALYSIS	\$97.88		
801886	05/30/2018	SIGMA-ALDRICH INC.	Inv# 544314201	SAMPLE ANALYSIS	\$92.99		
801886	05/30/2018	SIGMA-ALDRICH INC.	Inv# 544314201	SAMPLE ANALYSIS	\$92.98		
801886	05/30/2018	SIGMA-ALDRICH INC.	Inv# 544314201	SAMPLE ANALYSIS	\$89.72		
801886	05/30/2018	SIGMA-ALDRICH INC.	Inv# 544314201	SAMPLE ANALYSIS	\$79.38		
801886	05/30/2018	SIGMA-ALDRICH INC.	Inv# 544314201	SAMPLE ANALYSIS	\$75.04		
801886	05/30/2018	SIGMA-ALDRICH INC.	Inv# 544314201	SAMPLE ANALYSIS	\$113.10		
<b>Total for Check: 801886</b>						<b>\$5,545.49</b>	<b>\$42,735.88</b>
801887	05/30/2018	SPEX CERTIPREP, LLC	Inv# 362175	LABORATORY SUPPLIES	\$114.40		
801887	05/30/2018	SPEX CERTIPREP, LLC	Inv# 362175	LABORATORY SUPPLIES	\$68.00		
<b>Total for Check: 801887</b>						<b>\$182.40</b>	<b>\$9,944.80</b>
801888	05/30/2018	WESTAIR GASES & EQUIPMENT	Inv# 10678281	hazardous material	\$9.79		
801888	05/30/2018	WESTAIR GASES & EQUIPMENT	Inv# 10678281	BPO LIQUID ARGON/MICROBULK	\$79.93		
801888	05/30/2018	WESTAIR GASES & EQUIPMENT	Inv# 10678281	freight	\$27.19		
<b>Total for Check: 801888</b>						<b>\$116.91</b>	<b>\$67,358.49</b>
<b>Run Date: 6/1/2018</b>						<b>\$20,988.41</b>	

# Orange County Water District

## Cash Disbursements

Begin Date: 03/29/2018

End Date: 05/30/2018

Page 1

### Accounts Payable Cash Disbursements Presented for Board Ratification and/or Approval

Check No.	Date	Vendor Name	Invoice #	Purpose	Invoice Amount	Check Amount	FYTD
976443	03/29/2018	Seymour, Aaron	Inv# CK#2084 PR#8	Final PR CK#2084	\$431.73		
		<b>Total for Check:</b>	976443			\$431.73	\$431.73
976444	03/30/2018	WELLS FARGO BANK	Inv# APRIL 2, 2018 #6911	Apr.2,18 DPR#04 #6911	\$11,355.59		
		<b>Total for Check:</b>	976444			\$11,355.59	\$18,928,720.48
976445	04/02/2018	PRUDENTIAL RETIREMENT SERVICE	Inv# APRIL 2, 2018	Apr.2,2018 DPR#04 401a	\$4,262.57		
		<b>Total for Check:</b>	976445			\$4,262.57	\$5,083,760.22
976446	04/02/2018	PRUDENTIAL RETIRMENT	Inv# APRIL 2, 2018	Apr.2,18 DPR#04 457b	\$1,439.38		
		<b>Total for Check:</b>	976446			\$1,439.38	\$1,400,668.33
976447	04/04/2018	CITIBANK NA NEW YORK, ABA	Inv# APRIL 4,2018 OCWD 2007B	OCWD 2007B SWAP PYMT.	\$36,113.80		
		<b>Total for Check:</b>	976447			\$36,113.80	\$1,692,991.09
976448	04/03/2018	UNION BANK OF CALIFORNIA, N.A.	Inv# 04/03/2018	OCWD 2003A TRUST	\$121,243.65		
		<b>Total for Check:</b>	976448			\$121,243.65	\$9,333,536.69
976449	04/10/2018	WELLS FARGO BANK	Inv# APRIL 11, 18 #6527	Apr.11,18 PR#08 #6527	\$52,395.69		
		<b>Total for Check:</b>	976449			\$52,395.69	\$18,928,720.48
976450	04/10/2018	WELLS FARGO BANK	Inv# APRIL 11, 18 #6911	Apr.11,18 PR#08 #6911	\$713,600.14		
		<b>Total for Check:</b>	976450			\$713,600.14	\$18,928,720.48
976451	04/10/2018	WELLS FARGO BANK	Inv# APRIL 11, 18 GARNABF	Apr.11,18 PR#08 GARNABF	\$1,390.61		
		<b>Total for Check:</b>	976451			\$1,390.61	\$18,928,720.48
976452	04/11/2018	PRUDENTIAL RETIREMENT SERVICE	Inv# APRIL 11, 2018	Apr.11,18 PR#08 401a	\$206,306.47		
		<b>Total for Check:</b>	976452			\$206,306.47	\$5,083,760.22
976453	04/11/2018	PRUDENTIAL RETIRMENT	Inv# APRIL 11, 2018	Apr.11,18 PR#08 457b	\$56,990.56		
		<b>Total for Check:</b>	976453			\$56,990.56	\$1,400,668.33
976454	04/12/2018	Kotha, Eashan	Inv# CK#2085 PR#9	Final PR CK#2085	\$137.36		
		<b>Total for Check:</b>	976454			\$137.36	\$137.36
976455	04/18/2018	U.S. BANK TRUST	Inv# APRIL 18, 2018	INT PMT COP INTEREST PMT	\$79,722.22		
		<b>Total for Check:</b>	976455			\$79,722.22	\$4,205,730.61
976456	04/18/2018	Oliman, Luis	Inv# CK#2086 PR#9	Final PR CK#2086	\$412.81		
		<b>Total for Check:</b>	976456			\$412.81	\$412.81
976457	04/25/2018	CITIBANK NA NEW YORK, ABA	Inv# APRIL 25,2018 OCWD2005A	OCWD 2005A SWAP PAYMENT	\$93,861.62		
		<b>Total for Check:</b>	976457			\$93,861.62	\$1,692,991.09

# Orange County Water District

## Cash Disbursements

Begin Date: 03/29/2018

End Date: 05/30/2018

Page 2

### Accounts Payable Cash Disbursements Presented for Board Ratification and/or Approval

Check No.	Date	Vendor Name	Invoice #	Purpose	Invoice Amount	Check Amount	FYTD
976458	04/24/2018	WELLS FARGO BANK	Inv# APRIL 25, 2018 #6527	Apr. 25,18 PR#09 #6527	\$48,827.12		
<b>Total for Check:</b> 976458						\$48,827.12	\$18,928,720.48
976459	04/24/2018	WELLS FARGO BANK	Inv# APRIL 25, 2018 #6911	Apr.25,18 PR#09 ID#6911	\$716,165.72		
<b>Total for Check:</b> 976459						\$716,165.72	\$18,928,720.48
976460	04/24/2018	WELLS FARGO BANK	Inv# APRIL 25, 2018 GARNABF	Apr.25,18 PR#09 GarnABF	\$1,390.61		
<b>Total for Check:</b> 976460						\$1,390.61	\$18,928,720.48
976461	04/25/2018	PRUDENTIAL RETIREMENT SERVICE	Inv# APRIL 25, 2018	Apr.25,18 PR#09 401a	\$206,437.21		
<b>Total for Check:</b> 976461						\$206,437.21	\$5,083,760.22
976462	04/25/2018	PRUDENTIAL RETIRMENT	Inv# APRIL 25, 2018	Apr.25,18 PR#09 457b	\$56,976.80		
<b>Total for Check:</b> 976462						\$56,976.80	\$1,400,668.33
976463	04/26/2018	Lipinski-Fagan, Darlene	Inv# CK#2087 PR#10	FINAL PR CK#2087	\$1,529.79		
<b>Total for Check:</b> 976463						\$1,529.79	\$8,661.05
976464	04/26/2018	Nygren, Philip	Inv# CK#2089 PR#10	FINAL PR CK#2089	\$3,259.26		
<b>Total for Check:</b> 976464						\$3,259.26	\$20,689.13
976465	04/26/2018	Lipinski-Fagan, Darlene	Inv# CK#2093 PR#10	FINAL PR CK#2093	\$7,131.26		
<b>Total for Check:</b> 976465						\$7,131.26	\$8,661.05
976466	04/26/2018	Nygren, Philip	Inv# CK#2094 PR#10	FINAL PR CK#2094	\$16,949.87		
<b>Total for Check:</b> 976466						\$16,949.87	\$20,689.13
976467	04/26/2018	CALIFORNIA DEPARTMENT OF TAX & FEE ADMIN	Inv# 24792532 Q1 FINAL	SalesUseTax Q1 Final	\$1,252.00		
<b>Total for Check:</b> 976467						\$1,252.00	\$6,387.50
976468	04/30/2018	WELLS FARGO BANK	Inv# MAY 1, 2018 #6527	May 1, 18 DPR#5 #6527	\$1,626.61		
<b>Total for Check:</b> 976468						\$1,626.61	\$18,928,720.48
976469	04/30/2018	WELLS FARGO BANK	Inv# MAY 1, 2018 #6911	May 1,18 DPR#5 ID#6911	\$9,893.19		
<b>Total for Check:</b> 976469						\$9,893.19	\$18,928,720.48
976470	05/01/2018	PRUDENTIAL RETIREMENT SERVICE	Inv# MAY 1, 2018	May 1, 18 DPR#5 401a	\$3,539.84		
<b>Total for Check:</b> 976470						\$3,539.84	\$5,083,760.22
976471	05/01/2018	PRUDENTIAL RETIRMENT	Inv# MAY 1, 2018	May 1, 18 DPR#5 457b	\$1,439.38		
<b>Total for Check:</b> 976471						\$1,439.38	\$1,400,668.33
976472	05/01/2018	UNION BANK OF CALIFORNIA	Inv# MAY 1, 2018 OCWD 2003A	COP 2003A Interests	\$160,330.41		
<b>Total for Check:</b> 976472						\$160,330.41	\$9,333,536.69

# Orange County Water District

## Cash Disbursements

Begin Date: 03/29/2018

End Date: 05/30/2018

Page 3

### Accounts Payable Cash Disbursements Presented for Board Ratification and/or Approval

Check No.	Date	Vendor Name	Invoice #	Purpose	Invoice Amount	Check Amount	FYTD
976473	05/02/2018	CITIBANK NA NEW YORK, ABA	Inv# MAY 2, 2018 2007B SWAP 4/4-5/2/18	2007 B Swap Payment	\$37,402.37		
<b>Total for Check:</b> 976473						\$37,402.37	\$1,692,991.09
976474	05/08/2018	WELLS FARGO BANK	Inv# MAY, 9, 2018 #6527	May 9, 18 PR#10 #6527	\$50,383.91		
<b>Total for Check:</b> 976474						\$50,383.91	\$18,928,720.48
976475	05/08/2018	WELLS FARGO BANK	Inv# MAY, 9, 2018 #6911	May 9, 18 PR#10 #6911	\$720,837.50		
<b>Total for Check:</b> 976475						\$720,837.50	\$18,928,720.48
976476	05/08/2018	WELLS FARGO BANK	Inv# MAY, 9, 2018 GARNABF	May 9, 18 PR#10 GarnABF	\$1,390.61		
<b>Total for Check:</b> 976476						\$1,390.61	\$18,928,720.48
976477	05/09/2018	PRUDENTIAL RETIREMENT SERVICE	Inv# MAY 9, 2018	May 9, 18 PR#10 401a	\$215,681.83		
<b>Total for Check:</b> 976477						\$215,681.83	\$5,083,760.22
976478	05/09/2018	PRUDENTIAL RETIRMENT	Inv# MAY 9, 2018	MAY 9, 18 457b	\$58,710.96		
<b>Total for Check:</b> 976478						\$58,710.96	\$1,400,668.33
976479	05/09/2018	Reny, Robert	Inv# CK#2095 PR#11	Final PR CK#2095	\$487.76		
<b>Total for Check:</b> 976479						\$487.76	\$722.40
976480	05/10/2018	Dinh, Andrew	Inv# CK#2096 PR#11	FINAL PR CK#2096	\$635.70		
<b>Total for Check:</b> 976480						\$635.70	\$635.70
976481	05/22/2018	CALIFORNIA DEPARTMENT OF TAX & FEE ADMIN	Inv# 24792532 APRIL2018	SalesUseTax Q2 PP#1	\$1,358.00		
<b>Total for Check:</b> 976481						\$1,358.00	\$6,387.50
976482	05/22/2018	WELLS FARGO BANK	Inv# MAY 23, 2018 #6527	May 23, 18 PR#11 #6527	\$47,618.17		
<b>Total for Check:</b> 976482						\$47,618.17	\$18,928,720.48
976483	05/22/2018	WELLS FARGO BANK	Inv# MAY 23, 18 #6911	May 23,18 PR#11#6911	\$721,649.02		
<b>Total for Check:</b> 976483						\$721,649.02	\$18,928,720.48
976484	05/22/2018	WELLS FARGO BANK	Inv# MAY 23, 2018 GARNABF	May 23, 18 PR#11 GarnABF	\$1,390.61		
<b>Total for Check:</b> 976484						\$1,390.61	\$18,928,720.48
976485	05/23/2018	PRUDENTIAL RETIREMENT SERVICE	Inv# MAY 23, 2018	May 23, 18 PR#11 401a	\$207,966.04		
<b>Total for Check:</b> 976485						\$207,966.04	\$5,083,760.22
976486	05/23/2018	PRUDENTIAL RETIRMENT	Inv# MAY 23, 2018	May 23, 18 PR#11 457b	\$56,569.29		
<b>Total for Check:</b> 976486						\$56,569.29	\$1,400,668.33
976487	05/18/2018	Vanderwal, Joshua	Inv# CK#2097 PR#12	FINAL PR CK#2097	\$551.94		
<b>Total for Check:</b> 976487						\$551.94	\$551.94

# Orange County Water District

## Cash Disbursements

Begin Date: 03/29/2018

End Date: 05/30/2018

Page 4

### Accounts Payable Cash Disbursements Presented for Board Ratification and/or Approval

---

Check No.	Date	Vendor Name	Invoice #	Purpose	Invoice Amount	Check Amount	FYTD	
976488	05/24/2018	CITIBANK NA NEW YORK, ABA	Inv# MAY 24, 2018 OCWD 2005A Payment	OCWD 2005A SWAP	\$98,412.58			
<b>Total for Check:</b>						976488	\$98,412.58	\$1,692,991.09
<b>Run Date:</b>						6/1/2018	<b>\$4,837,459.56</b>	

---