

Xerox® ColorQube®  
9302/9303  
Tabloid-/A3-size  
Colour  
Multifunction Printer



# ColorQube 9302/9303 Multifunction Printer

Evaluator Guide



# About this Guide

**This Evaluator Guide introduces you to the Xerox® ColorQube® 9302/9303 Colour Multifunction Printer**, explains its key features and performance advantages, and provides guidance throughout your evaluation process.

## **Section 1: Introducing Xerox® ConnectKey® Technology**

3 Overview

## **Section 2: Evaluating Work Group Colour Multifunction Printers**

4 Overview

5 Cost Control

6 Environment

7 Convenience

9 Productivity

11 Security

## **Section 3: Configuration Summary, Product Specifications, Finishing Options and Supplies and Support Resources**

12 Configuration Summary

13 Product Specifications

14 Finishing Options and Supplies

15 Support Resources

# Section 1: Introducing Xerox® ConnectKey® Technology

## Overview

**It's easy to become overwhelmed by the countless solutions that promise to fix your most pressing issues.** Choosing the right solutions for your people becomes more complex. You want solutions that simply get it done, behind the scenes – solutions that are there when you need them but stay out of mind because they just work.

### Simplicity Redefined

Xerox® ConnectKey® Technology is a software ecosystem that provides the building blocks to leverage your multifunction printer to simplify the way work gets done.

### Solving today's complexities.

Documents are the currency of business. They are the heart of critical workflows and drive almost every aspect of business. When a group of IT managers, business managers, and mobile workers was asked, 70% said optimising document flow would help them respond to market needs more quickly and 62% said it would improve overall revenue\*. Why? Because improved employee productivity has strategic revenue-generating consequences. More-productive employees spend more time on innovation, customer service, winning new business, and making the business more competitive.

Imagine an office environment where all print devices have the same core features and functionality, thereby dramatically increasing adoption, and providing a simplified user training experience with less mistakes and faster proficiency. The common architecture

behind ConnectKey, features industry-leading security highlighted by our groundbreaking partnerships with McAfee® and Cisco® to provide additional layers of security software and greater visibility to IT.

ConnectKey enabled solutions reduce waste and paper consumption, and give you time back in your day to do your job more effectively. Plus, compatibility with energy management solutions such as Cisco EnergyWise and a mix of innovative features enable reduced power consumption so you can achieve your sustainability promises. We have rounded out this amazing ecosystem by empowering today's mobile workforce to conduct business in ways that work for them, with scalable, cloud-ready mobile solutions. And we have simplified customers' workflows through tools like ConnectKey for SharePoint®, ConnectKey for DocuShare® or Business Process Outsourcing integration through Xerox.

Whether you manage the devices yourself or choose a Xerox® Managed Print Service, you'll benefit from the tools ConnectKey offers to cut your costs and keep you moving forward.

For more information about Xerox® ConnectKey, go to [www.connectkey.com](http://www.connectkey.com).

\*"The Future of Documents: How They Drive Business, Today and Tomorrow." IDC global research study, sponsored by Xerox, January 2012.

# Section 2: Evaluating Work Group Colour Multifunction Printers

## Overview

Based on continuous study of our customers' requirements, we recommend that the following criteria be used when evaluating which work group-class colour multifunction printer to purchase for your business or organisation.

The following sections examine each of the Xerox® ColorQube® 9302/9303 Colour Multifunction Printer's advantages in greater detail, covering the specific features and performance attributes you should look for in a colour work group multifunction printer. When the same criteria are used to evaluate every device under consideration, you'll see how the ColorQube 9300 series excels against other manufacturers' products.

**Cost Control**

**Environment**

**Convenience**

**Productivity**

**Security**



ColorQube 9303 shown with optional High Volume Finisher and High Capacity Feeder.

**Xerox® ColorQube® 9300 Series  
Optimised for:**



Sustainability



Scanning



Security



Networking



Solutions



Wi-Fi

# Section 2: Evaluating Work Group Colour Multifunction Printers

## Cost Control

**To succeed, your work must impress.** Enable your business to work more effectively, print impressive colour documents with amazing cost savings, reduce your company's environmental impact, while boosting your bottom line.

### How the Xerox® ColorQube® 9300 Series Exceeds the Cost Control Requirement

- **Manage, track and report device usage.** Use Xerox® Standard Accounting tools to control print quantities and charge-back options. Advanced solutions from Xerox Alliance Partners deliver even more helpful tools for larger office environments.
- **Customise your print driver settings for economy and efficiency.** For example, choose N-up for printing multiple pages on a single sheet as your default. Adjust settings for specific applications, such as always printing emails in black and white.
- **Secure Print with timed deletion.** With this feature, users are required to enter a passcode at the device to release the job and documents not printed within a set time will be deleted. That means less documents are unnecessarily printed and left at the device.
- **Control colour output.** Administrators can limit users' print output to black and white only by applying this setting within the driver.
- **Reduce unclaimed prints.** With the Hold All Jobs Queue feature, jobs are printed only when the user walks up to the device and releases it.
- **Pick your paper.** With Solid Ink, there's no sacrificing print quality when you choose inexpensive office paper or recycled media.
- **Flexible print speeds.** Choose the perfect combination of speed, savings, and image quality for any output – from drafts, to photographs, to marketing materials.
- **User permissions.** Restrict access to print features by user, by group, by time of day, and by application. For example, allow colour print jobs only during certain hours of the day, or emails always print in black and white.

### Hybrid Colour Plan

The ColorQube 9300 series breaks through the colour page price barrier. Only Xerox can deliver on the promise of affordable colour, because only Xerox has the patented Solid Ink technology to make it practical. Now you can lower the cost of colour printing for approximately 70 per cent of your colour pages.

Most cost-per-copy plans consist of one billing rate for colour pages. This may be good for pages with lots of colour, but this fails to take into account that most pages printed in the office have only low to moderate amounts of colour.

With the ColorQube 9300 series, unique metered price plans are based on the actual colour used on the page. No more paying expensive colour page prices for small amounts of colour. Pages with useful amounts of colour are billed at the same rate as black and white pages. The more colour pages you print, the more you save. On most colour pages, the price will drop significantly.

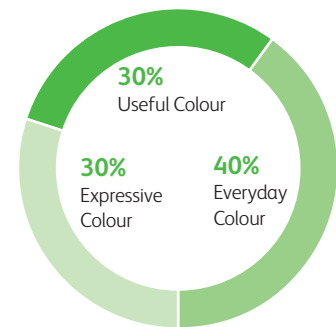
The ColorQube 9300 series creates images by printing tiny spots (called pixels) of black and colour on the page. The multifunction printer automatically counts how many colour pixels are used to produce each printed page. Individual pages are tallied on three separate meters in the machine based on how many colour pixels are on a particular page.

The only factor that determines which meter is incremented by a given printed page is the number of colour pixels used in printing that page. Therefore, you only pay for the amount of colour used on each page, independent of paper size and independent of the print quality mode a user has selected.

Find out how much your documents could cost by analysing and comparing them with our online tool at <http://www.xerox.com/docanalyzer>.

### Typical Office Document Colour Distribution

Office colour documents can be classified by the amount of colour used. According to Xerox research, the following is a breakdown of colour documents in a typical office environment\*:



#### Useful Colour



#### Everyday Colour



#### Expressive Colour



\* This distribution may vary by customer location and does not include black-only pages.

# Section 2: Evaluating Work Group Colour Multifunction Printers Environment

## How the Xerox® ColorQube® 9300 Series Exceeds the Environmental Requirement

### Reduce Energy Consumption and Waste

Reduce more than your colour costs. With a wealth of features focused on energy and supplies conservation, the ColorQube 9300 series was designed to reduce your company's environmental impact and boost your bottom line.

- **Less waste, lower impact.** Solid Ink sticks avoid the cartridge and the packaging, creating up to 90% less waste during use versus comparable laser devices. Plus, Solid Ink prints underwent an assessment according to the International Association of the Deinking Industry's Method 11 and were certified with a test result of "good deinkability," which means Solid Ink prints can be recycled alongside other recyclable paper.
- **Bio-derived ink.** Xerox® Solid Ink has been certified to have 30% bio-derived renewable material content by the National Association of Printing Ink Manufacturers.
- **Environmental paper options.** Solid Ink's full coverage allows effective use of a wide variety of paper, including recycled.
- **Ready when you are.** Intelligent Ready technology learns your usage patterns so it is ready to print when you need it.
- **Print responsibly.** By default, our print driver is set to two-sided printing, and the Earth Smart feature allows you to select other default settings that encourage responsible usage, such as no printing banner pages.
- **Fewer consumables.** The long-life Cleaning unit – with an average life of 330,000 prints – is the only replaceable component, and can be recycled through the Xerox® Green World Alliance programme. Visit [www.xerox.com/gwa](http://www.xerox.com/gwa) for more information.
- **Energy Management.** With Cisco EnergyWise, enabled by Xerox® Power Management Information Base (MIB), you can control, manage and report your device's power consumption information, and set optimal power states and timeout intervals.

- **ENERGY STAR® and EPEAT qualified.** ColorQube 9300 series devices meet the stringent ENERGY STAR requirements for energy use and the EPEAT (United States) comprehensive environmental rating system.

Sustainability is not just a nice-to-do at Xerox. We view it as a way of doing business, not as a cost of doing business. In fact, Xerox focused on environmental performance and sustainability long before it was popular to do so.


Consider:

- In the 1980s, Xerox was the first company to introduce energy-saving power-down features on its equipment, and the first to make two-sided printing a standard on its systems, significantly reducing paper use.
  - In the 1990s, Xerox pioneered office equipment remanufacturing and helped shape the EPA's ENERGY STAR® programme for imaging equipment.
  - In 1997, Xerox was an early adopter of ISO 14001, an international standard for environmental management. An early adopter of the new standard, Xerox certified all its major manufacturing sites within a year of the standard's development.
- Xerox continues to use innovation and leadership to drive environmental performance through its value chain:
- Since 1991, more than 2 billion pounds of waste have been diverted from landfills through our Product Take-Back and Recycling Programme.
  - In 2003, Xerox joined the US EPA Climate leaders programme and pledged to cut greenhouse gas emissions from worldwide operations by 10 per cent from 2002 to 2012. Xerox reached that goal six years early, achieving an 18 per cent reduction from the 2002 baseline by the end of 2006.
  - Xerox offers environmentally responsible choices for paper and media such as recycled media with up to 100% post-consumer recycled content and paper that adheres to internationally recognised standards for sustainable forestry management.

Visit our website, [www.xerox.com/environment](http://www.xerox.com/environment), to learn more about our environmental stewardship efforts.

### Solid Ink Waste vs. Laser Waste

**Cartridge-free Solid Ink is a true consumable; no empty toner cartridges to dispose or recycle.** The ColorQube® 9300 series produces up to 90 per cent less waste during use than a comparable laser device.



**Solid Ink**  
40 lbs / 18.1 kg

**Laser**  
334 lbs / 151.5 kg

Total waste produced from printing 12,500 pages per month for 4 years.

# Section 2: Evaluating Work Group Colour Multifunction Printers

## Convenience

**Convenience means more than just working remotely.** It means giving people the right tools to accomplish their common tasks more easily from any location, while also providing seamless connections to the functions and capabilities that enable fast collaboration, remote printing from tablets and smart phones, and efficient information distribution and archiving at the touch of a button.

So when you invest in new office technology, it has to deliver groundbreaking convenience that makes whatever business you're in run more smoothly.

### How the Xerox® ColorQube® 9300 Series Exceeds the Ease-of-use and Convenience Requirement

#### Ease-of-use

Look for fully integrated functions that work together to create more value than the sum of their parts. Are the functions easy to learn? Is the user interface consistent from function to function? Do the network features give users full access to the power of your network? Does the device include additional software to take full advantage of digital documents?

- **Consistent operation across products.** The ColorQube 9300 series features the same Xerox® ConnectKey® Technology as many other Xerox® Office products, making it easy and intuitive for users to go from one Xerox® product to another without additional training.
- **Front panel user interface.** It doesn't matter if a job is simple or complex – the newly engineered colour touch screen interface is easy to learn and offers quick job programming. It features bright, intuitive icons that can be reordered or hidden, and provides easy access to all major functions directly from the home screen. Third-party applications can be integrated with the touch screen interface as well, thanks to Xerox® Workflow Solutions, built on Xerox Extensible Interface Platform® technology.

- **Network management.** It couldn't be easier for the network administrator; the ColorQube 9300 series integrates seamlessly into virtually any network environment. Network configuration is easy with CentreWare® install wizards – which eliminate the need for IT staff to reset parameters, connect users or manage job queues device by device. Onboard SNMP support lets customers integrate with other network frameworks.
- **Convert paper documents.** Scan documents to create text-searchable PDFs and single and multipage PDFs for easy archiving, organising and searching.
- **On-box Optical Character Recognition, searchable PDF.** Easily convert hard-copy documents into searchable-PDF format for faster retrieval.
- **Helpful walk-up features.** Embedded help videos provide quick troubleshooting assistance right on the front panel.
- **Apple® AirPrint.** Print email, photos and important office documents directly from your Apple iPhone® or iPad® with no drivers to install and no cables to connect. With AirPrint, your iPhone or iPad automatically locates and connects to the AirPrint-enabled ColorQube 9300 series device over your office Wi-Fi network.
- **Mopria™ certified.** Mopria certification simplifies the mobile printing experience for tablets and smartphones to many printing devices, including the ColorQube 9302/9303.



#### Remote Control Panel

Remotely operate the ColorQube 9300 series' control panel from any office PC as though you were standing at the device. The Remote Control Panel makes it easier and more convenient to train users and for IT staff to remotely view and monitor the user interface. And during a remote session, walk-up users are notified at the device to prevent simultaneous system changes. Plus, advanced print drivers and free device management tools let you remotely monitor real-time performance and available resources for greater uptime.

# Section 2: Evaluating Work Group Colour Multifunction Printers

## Convenience (cont'd)

- **Walk-up convenience.** Scan to and print from any standard USB memory device for easy portability.
  - **Reliable operations.** A simple paper path and minimal moving parts keep the Xerox® ColorQube® 9300 series up and running in the most demanding environments. It can even diagnose potential problems and fix them proactively, reducing service calls.
  - **Easy, accurate billing.** ColorQube 9300 series devices connect to the network to automatically submit meters reads and automate supplies replenishment.
  - **Mobility Made Easy.** When at the workplace, the ColorQube® 9300 series gives your office staff the luxury of controlling device functions from any workstation. Plus, mobile professionals can stay connected to the communications tools and productivity solutions offered by the ColorQube 9300 series – for more flexibility regardless of location.
  - **Xerox® Mobile Print and more.** Take the mystery and anxiety out of wireless and mobile device printing. Xerox has all the options to enable secure, accurate printing from most mobile devices, to any printer or multifunction printer, regardless of brand. Get industry-leading accuracy when printing native Microsoft® PowerPoint®, Word® and other standard files. Plus, Xerox offers IT-friendly optional capabilities such as PIN code access, multiple mobile operating systems and more. Whether offsite or onsite, learn more about why Xerox is the only choice for today's mobile professionals by visiting [www.xerox.com/mobile](http://www.xerox.com/mobile).
- Choose Xerox® Mobile Print Solution with an on-site server for your internal network, or behind your network's firewall, for added control and higher volume use.
  - Choose Xerox® Mobile Print Cloud to easily manage local and remote locations, control visitors' printing access and "pay as you use."
- **Optional Wi-Fi connectivity.** Administrators can connect the ColorQube 9300 series devices anywhere, without the need for network cabling.

### Streamline Your Unique Business Workflows

- Transform the way your organisation gets vital work done with the power of Xerox® Workflow Solutions, built on our Xerox Extensible Interface Platform® platform. Create simplified workflows that integrate with your back-office applications through solutions you access right from any ColorQube 9300 series device's colour touch screen control panel.

These are just a few of the many examples of Xerox® Workflow Solutions users can access via the colour touch screen interface:

- **Xerox® ConnectKey® for SharePoint or Xerox® ConnectKey® for DocuShare®.** Scan files directly into Microsoft® SharePoint® or Xerox® DocuShare and other Windows® folders. Plus, you'll go beyond basic file storage and PDF creation by automatically converting documents to intelligent, structured data with easy file naming and routing tools.
- **Xerox® ConnectKey® Share to Cloud.** Our cloud-based scanning solution provides easy, secure, document conversion and scanning to popular cloud-based repositories such as Google Docs™, Salesforce.com, Office 365 and Dropbox™, using custom-designed workflows that leverage our Xerox Extensible Interface Platform® technology.

Learn more about Xerox® Workflow Solutions at [www.office.xerox.com/software-solutions](http://www.office.xerox.com/software-solutions).



# Section 2: Evaluating Work Group Colour Multifunction Printers

## Productivity

**True workplace productivity happens when office technology allows you more time to focus on your real work.** When everyday workflow processes that used to require significant effort become automated; when, at the push of a button, business-critical documents are shared with any number of pre-assigned recipients; and when your multifunction printer does most of the heavy lifting automatically, behind the scenes, that's when true office productivity kicks into gear.

### How the Xerox® ColorQube® 9300 Series Exceeds the Productivity Requirement


#### Management, Deployment and Remote Installation

Installing and deploying a fleet of multifunction printers throughout your organisation is a potentially time-consuming, complicated task. The process isn't limited to physically placing the units in their new environments, but also includes integrating the devices with the existing network infrastructure. Also, consider the process required to deploy printing and scanning services to your users and how automated that process can be.

- **Configure once, apply fleet wide.** Xerox® multifunction device configurations can be cloned and distributed to all similar multifunction devices on your network, eliminating the need to configure and manage each device individually.
- **Installation.** When you choose Xerox, you can rest assured that your equipment will be delivered and installed into your environment to your specifications and expectations. All network-enabled configurations include an embedded 10/100/1000Base-T Ethernet connection with innovative features like auto IP addressing, device naming, and Ethernet speed sensing to provide simple and automatic installation on networks. These features make the Xerox® ColorQube 9300 series quick and easy to get up and running. Management and system setup can be

accomplished through a variety of means, including the easy, wizard-based process found within Xerox® CentreWare® Web. Additionally, the ColorQube 9300 series can integrate with third-party management applications like Unicentre® TNG, IBM® Tivoli® NetView®, Microsoft® Management Console, and HP® WebJetAdmin®. Cloning capability allows fleets of devices to be installed with identical settings, eliminating the need to set up each system individually.

- **Deployment.** With the ColorQube 9300 series, print and scan drivers can be deployed centrally, thereby eliminating the need for IT staff to perform desk-to-desk manual installation of the driver software. In many cases, existing Xerox® drivers on your network can work with your new hardware, potentially saving the step of updating your users' driver software altogether. Again, wizards are provided within CentreWare Web to aid in installing, troubleshooting, and upgrading your users' driver software, freeing up your IT staff for more pressing projects.
- **Xerox® Mobile Express Driver®.** Xerox® Mobile Express Driver makes it easy for mobile users to find, use and manage Xerox® and non-Xerox® devices in every new location. Plug into a new network, and Xerox® Mobile Express Driver automatically discovers available printers and provides status and capability information. Save a list of "favourite" printers for each location, store application print settings for use on any printer in any network, and greatly reduce mobile support calls to IT.



#### Single Touch Scanning

Use the Single Touch Scan feature to create a dedicated, easy-to-locate scan button directly on the colour touch screen interface. Assign the Single Touch Scan button its own scanning workflow for fast document distribution and archiving.

# Section 2: Evaluating Work Group Colour Multifunction Printers

## Productivity (cont'd)

- **Xerox® Global Print Driver®.** Xerox® Global Print Driver is a truly universal print driver that lets IT administrators install, upgrade and manage Xerox® and non-Xerox® devices from a single driver. It provides a consistent, easy-to-use interface for end-users, reducing the number of support calls, and simplifying print services management.
- **Xerox® CentreWare® software.** Xerox® CentreWare Web management software is a powerful device-management solution for IT. The free software eases the chore of installing, configuring, managing, monitoring and pulling reports from the networked printers and multifunction printers throughout an enterprise, regardless of their manufacturer. Xerox also addresses enterprise asset management through compatibility with network management tools for Sun, Novell®, Microsoft® and other environments. The Xerox® ColorQube® 9300 series also includes CentreWare Internet Services, an embedded web server that allows employees and IT personnel to perform detailed status checks on the system and consumables, administer system settings, and manage access and accounting controls via any standard web browser.
- **Bidirectional print drivers.** The ColorQube 9300 series includes CentreWare® print drivers, which feature clear, graphical user interfaces that provide for easy, intuitive interaction with the multifunction printer. The drivers provide immediate desktop access to all ColorQube output functions. The drivers also provide bidirectional information, indicating device and job status, currently loaded paper sizes and types, and installed options – so there is no need to consult other software to obtain such information. Easy-to-understand icons access the most commonly used functions, such as paper selection and document finishing. Plus with the Saved Settings feature, frequently used print job parameters can be stored for reuse.

- **Smarter technology.** Xerox® Smart Kit® technology constantly monitors the ColorQube 9300 series' easy-to-change critical components to predict and prevent downtime.
- **Xerox® Copier Assistant®.** This software allows easier access to the copying capabilities of Xerox® multifunction devices. An alternative to the standard touchscreen, Xerox® Copier Assistant software helps everyone, especially people who are wheelchair users, blind or visually impaired, easily programme copy jobs and make copies using text-to-speech technology, screen magnification software and easy keyboard access to copying features using tab, arrow, function and hot keys.

### Reliability

Office productivity relies on tools that do their jobs day in and day out. Consider how often you need to intervene to replace paper or other consumables or to clear jams. How easy is that intervention, and how long is the device typically down? If outside assistance is required, how easy is it to schedule and how long do you have to wait? Is the device a reliable network citizen? Has it been tested and certified by independent industry participants?

- **Sophisticated service delivery.** Building on the reliability that is engineered into the ColorQube 9300 series, Xerox has trained and developed a service delivery network that helps you maintain your equipment, address equipment issues you may encounter and train you and your users on how to get the most out of your equipment.

### Digitisation and Information Management

- **Workflow scanning.** The ColorQube 9300 series includes network scanning capabilities, providing a digital on-ramp for your hardcopy documents and enabling them to be distributed, edited, archived, and utilised by your enterprise applications.

- **TWAIN support.** Scan images directly into applications such as Microsoft® Word or Adobe® PhotoShop® without the need for a password.
- **Customise your solutions.** Xerox Extensible Interface Platform® Serverless technology allows creation of Xerox® ConnectKey® Apps to run on ConnectKey enabled multifunction printers, without the need for additional IT infrastructure. This allows you to simplify and personalise the usability of your device with a range of capabilities from support applications to scanning.
- **Fax Forward to Email or SMB (optional).** allows faxes to be forwarded to email recipients or SMB sites.
- **Unified Address Book.** With ConnectKey Technology, the ColorQube 9300 series enables features like the enhanced address book with favourites, which lets you seamlessly import your existing contacts and roll them out to multiple ConnectKey enabled devices.

### User Training and Helpdesk Support

- **Xerox® Online Support.** This keeps you up and running by providing instant access to searchable online help right at the ColorQube 9300 series Colour Multifunction Printer's front panel. Online Support is also available from the print driver, where it gathers information stored in the printer, examines the information, diagnoses the issue and collects relevant solutions from the Xerox knowledge base. From there it either returns a solution specific to the problem or walks a user through a troubleshooting tree. So users are now able to troubleshoot printer issues directly from print driver without having to walk to the device. You get the same information our Product Support Specialists use when resolving printer problems, assisting with error codes, print quality, media jams, software installation, and more.

# Section 2: Evaluating Work Group Colour Multifunction Printers

## Security

**For the success of your business it's critical that sensitive information stays protected.** That's why we deploy the most complete set of features, technologies, and solutions from security-industry leaders that minimise risk by protecting vulnerable access points and critical business information.

### How the Xerox® ColorQube® 9300 Series Exceeds the Security Requirement

- **Control the timing of your documents.** With Secure Print with timed deletion, there's no need to worry about confidential or private documents being left in the output tray, open for viewing or even taken by someone else.
- **Protect your confidential information.** Sensitive data is safe with encrypted PDF files for scanning and the ColorQube 9300 series devices are compliant with the 256-bit AES FIPS 140-2 standard. Hard drive image overwrite eradicates data stored on the hard disk automatically, at specific intervals, or on command and hard disk encryption safeguards data while it's stored.
- **Secure email.** ColorQube 9300 series devices are compatible with mail service providers such as Google and Yahoo so that emails can be scanned to email securely.
- **Permit only authorised users.** Allow access to the device with Xerox user permissions, network authentication, IP filtering, and smart card, role-based and function-level login.
- **Protect against threats.** The ColorQube 9300 series includes McAfee® technology integration, resulting in the industry's first lineup of multifunction printers that protect themselves from potential outside threats. McAfee's whitelisting technology ensures only safe, pre-approved files or functions are executed on your devices, minimising the need to manually update software levels against new security threats. Also, seamless integration with the Xerox® Managed Print Solution toolset and McAfee ePolicy (ePO) allows for easy tracking and monitoring.
- **Manage Policies.** Automatic Cisco® TrustSec Identity Services Engine (ISE) integration provides comprehensive visibility of all Xerox® ConnectKey® enabled multifunction printers' endpoints to enforce IT-centric security policies and compliance.
- **Stay compliant with regulations.** ColorQube 9300 series devices comply with the latest security standards across industries, including government, finance and healthcare. These include Common Criteria, HIPAA, Data Protection Act, COBIT and more. These devices can conform to any standard, with controls available to match your needs.

#### Convenience Authentication

Xerox® multifunction printers built on ConnectKey Technology can be upgraded with optional solutions to deliver even greater cost control capabilities. They support many card reader technologies that enable users to log into the device using a proximity card, student ID, or security card, providing a secure method of authentication, tracking usage and billing.

# Section 3: Configuration Summary, Product Specifications, Finishing Options and Supplies and Support Resources

## Configuration Summary

ConnectKey®

The ColorQube 9302/9303 Colour Multifunction Printer is built on Xerox® ConnectKey® Technology. For more information, go to [www.connectkey.com](http://www.connectkey.com).

Device Specifications	ColorQube 9302	ColorQube 9303
Speed	Up to 45 ppm colour / 55 ppm black and white	Up to 55 ppm colour / 60 ppm black and white
Flexible Print Speeds	From 35-70 ppm colour / From 36-95 ppm black and white	From 38-85 ppm colour / From 38-95 ppm black and white
Duty Cycle <sup>1</sup>	Up to 225,000 pages / month	Up to 300,000 pages / month
Hard Drive / Processor / Memory	Minimum 160 GB / 1.5 GHz Dual-core / 1 GB system plus 1 GB page memory	
Connectivity	10/100/1000Base-T Ethernet, High-Speed USB 2.0 Direct Print, Optional Wi-Fi (with Xerox® USB Wireless Adapter)	
Controller Features	Unified Address Book, Remote Control Panel, Online Support (accessed from the user interface and print driver), Configuration Cloning	
<b>Copy and Print</b>		
Copy and Print Resolution	Up to 600 x 600 dpi	
First-print-out Time (as fast as)	7.2 seconds colour	
Page Description Languages	Adobe® PostScript® 3™, PDF, PCL® 5c / PCL 6, XML Paper Specification (XPS®)	
Print Features	Print from USB, Earth Smart Driver Settings, Job Identification, Booklet Creation, Store and Recall Driver Settings, Bi-directional Status, Scaling, Job Monitoring, Colour By Words	
Mobile Printing	Apple® AirPrint, Xerox® PrintBack, Xerox® Mobile Print (Optional), Xerox® Mobile Print Cloud (Optional), Mopria™ certified	
<b>Scan</b>	Standard	<b>Destinations:</b> Scan to Mailbox, Scan to USB, Scan to Email, Scan to Network; <b>File Formats:</b> PDF, PDF/A, XPS, JPEG, TIFF; <b>Convenience Features:</b> Scan to Home, Single Touch Scan, Searchable PDF, Single/Multi-Page PDF / XPS / TIFF, Encrypted / Password Protected PDF, Linearised PDF / PDF/A
	Optional	<b>Software Packages:</b> ConnectKey® for SharePoint®, ConnectKey® for DocuShare®, ConnectKey® Share to Cloud, Xerox® Scan to PC Desktop® SE and Professional, other solutions available through various Xerox Alliance Partners
<b>Fax</b>	Standard	Internet Fax, Fax Build Job, Network Server Fax Enablement
	Optional	Fax Forward to Email or SMB, Walk-up Fax (one-line and two-line options, includes LAN Fax)
<b>Security</b>	Standard	McAfee® Embedded, McAfee ePolicy (ePO) Compatible, Hard Drive Image Overwrite, 256-bit Encryption (FIPS 140-2 compliant), Common Criteria Certification (ISO 15408), Secure Print, Secure Fax, Secure Scan, Secure Email, Cisco® TrustSec Identity Services Engine (ISE) Integration, Network Authentication, SSL, SNMPv3, Audit Log, Access Controls, User Permissions
	Optional	McAfee Integrity Control, Xerox Secure Access Unified ID System®, Smart Card Enablement Kit (CAC/PIV/.NET)
<b>Accounting</b>	Standard	Xerox® Standard Accounting (Copy, Print, Scan, Fax, Email), Network Accounting Enablement
	Optional	Equitrac Express®, Equitrac Office®, Equitrac Professional®, YSoft® SafeQ®, other network accounting solutions available through various Xerox Alliance Partners
<b>Paper Input</b>	Standard	<b>Duplex Automatic Document Feeder:</b> 100 sheets; Sizes: 5.5 x 8.5 in. to 11 x 17 in. / 148 x 210 mm to 297 x 420 mm
		<b>Bypass Tray:</b> 100 sheets; Custom sizes: 4.1 x 8.3 in. to 12 x 18 in. / 104 x 210 mm to 320 x 457 mm
		<b>Trays 1-2:</b> 550 sheets each; Custom sizes: 5.5 x 8.3 in. to 11 x 17 in. / A5 to A3
	Optional	<b>Tray 3:</b> 2,100 sheets; Size: 8.5 x 11 in. / A4
<b>Paper Output / Finishing</b>	Optional	<b>High Capacity Feeder (HCF):</b> 4,000 sheets; Size 8.5 x 11 in. / A4 long edge feed <b>HCF Kits (HCF required):</b> 2,000 sheet 11 x 17 in. / A3 Short Edge Kit or 2,000 sheet Letter / Legal / A4 Short Edge Kit
		<b>Offset Catch Tray (OCT):</b> 500 sheets <b>Office Finisher:</b> 250-sheet top tray, 2,000-sheet stacker tray, 50-sheet multiposition stapling, 2/3 or 2/4-hole punching (optional) <b>High Volume Finisher:</b> 250-sheet top tray, 3,000-sheet stacker tray, 100-sheet multiposition stapling, 2/3 or 2/4-hole punching (optional) <b>High Volume Finisher w/ Booklet Maker:</b> 250-sheet top tray, 3,000-sheet stacker tray, 100-sheet multiposition, stapling, saddle-stitch booklet maker, V-folding, 2 or 3-hole punching (optional) <b>Z Fold / C Fold Unit with HVF w/ Booklet Maker:</b> adds letter / A4-size Z- and C-folding <b>Post Process Inserter with HVF and HVF w/ Booklet Maker:</b> adds preprinted inserts <b>Convenience Stapler:</b> staples 50-sheets (based on 20 lb. bond / 75 gsm)

<sup>1</sup> Maximum volume capacity expected in any one month. Not expected to be sustained on a regular basis.

For more detailed specifications and capabilities, go to [www.xerox.com/office/CQ9300Specs](http://www.xerox.com/office/CQ9300Specs).

# Section 3: Configuration Summary, Product Specifications, Finishing Options and Supplies and Support Resources

## Product Specifications

Product Specifications				
<b>Operating Systems</b>	Microsoft® Windows® XP SP3 (32- and 64-bit) Windows Server 2003 (32- and 64-bit) Windows Server 2008 and R2 (32- and 64-bit) Windows Server 2012 and R2 Windows Vista SP2 (32- and 64-bit) Windows 7 (32- and 64-bit) Windows 8 (32- and 64-bit) Windows 8.1 (32- and 64-bit) Mac OS 10.7, 10.8, 10.9 Linux® Redhat® Fedora® Core 19 x86 Ubuntu® 13.10 x64 openSUSE® 13.1 x64			
<b>Media Handling</b> Duplex Automatic Document Feeder	Capacity: 100 sheets Custom sizes: 5.5 x 8.5 in. to 11 x 17 in. SEF or 5.5 x 8.5 in. to 8.5 x 11 in. LEF / A5/148 x 210 mm to A3/297 x 420 mm SEF or A5/148 x 210 mm to A4/210 x 297 mm LEF Weights: 13 lb. bond to 43 lb. bond / 50 to 160 gsm			
Bypass Tray	Capacity: 100 sheets Custom sizes: 8.5 x 5.5 in. / A5, #10 Envelope SEF to 12 x 18 in. / SRA3 SEF Weights: 16 lb. bond to 80 lb. cover / 60 to 220 gsm			
Three Front Loading Paper Trays – Paper Trays 1, 2 and 3	Capacity: Trays 1-2: 550 sheets each tray; Tray 3: 2,100 sheets Custom sizes: Trays 1-2: 5.5 x 8.5 in. SEF to 11 x 17 in. SEF / A5/148 x 210 mm to A3/297 x 420 mm); Tray 3: 8.5 x 11 in. LEF / A4/210 x 297 mm Weights: 16 lb. bond to 57 lb. bond or 80 lb. cover / 60 to 220 gsm			
High Capacity Feeder (HCF) (Optional)	Capacity: 4,000 sheets Custom sizes: 8.5 x 11 in. / A4/210 x 297 mm LEF Optional 8.5 x 11 in./8.5 x 14 in. Short Edge Kit – 8.5 x 14 in. (A4/210 x 297 mm) SEF with 2,000 sheet capacity Optional 11 x 17 in. Short Edge Kit – 11 x 17 in. (A3/297 x 420 mm) SEF with 2,000 sheet capacity Weights: 16 lb. bond to 57 lb. bond or 80 lb. cover / 60 to 220 gsm			
<b>Operating Environment</b>				
Required Temperature Range	50° to 90° F / 10° to 32° C			
Required Relative Humidity	5% to 85%			
Sound Power Levels	Run Continuous: 7.8 B(A) Impulse: 8.6 B(A) Standby: 5.5 B(A)			
Sound Pressure Levels	Run Continuous: 63 dB(A) Impulse: 71 dB(A) Standby: 40 dB(A)			
<b>Electrical</b>	North America	Voltage: 110–127 VAC, -10% / +6% (99-135 VAC); Frequency: 60 Hz, +/- 3, 15 A		
	Europe	Voltage: 220-240 VAC, -10% / +6% (198-254 VAC); Frequency: 50 Hz, +/- 3, 10 A		
<b>Dimensions</b>	Width	Depth	Height	Weight
IOT with Offset Catch Tray (OCT)	55 in. / 1,398 mm	28.4 in. / 722 mm	45.5 in. / 1,156 mm	501 lbs. / 227 kg
IOT with Office Finisher	65 in. / 1,651 mm	28.4 in. / 722 mm	45.5 in. / 1,156 mm	562.2 lbs. / 255 kg
IOT with High Volume Finisher	81.7 in. / 2,075 mm	28.4 in. / 722 mm	45.5 in. / 1,156 mm	687 lbs. / 311.5 kg
IOT with High Volume Finisher with Booklet Maker, Post Process Inserter and Z-Fold/C-Fold Unit	96.2 in. / 2,443 mm	28.4 in. / 722 mm	45.5 in. / 1,156 mm	813 lbs. / 368.8 kg
IOT with OCT and High Capacity Feeder	63.6 in. / 1,607 mm	28.4 in. / 722 mm	45.5 in. / 1,156 mm	567 lbs. / 257 kg
<b>Certifications</b>	FCC Class A Compliant (U.S.); DOC Class A Compliant (Canada) CB Certified (IEC 60950/EN 60950) 2004/108/EC 2006/95/EC 99/5/EC Full System Common Criteria (ISO 15408) certification ENERGY STAR® EPEAT (United States) ECOLOGO® Citrix® Certified Cerner MEDITECH To view the latest list of certifications, go to <a href="http://www.xerox.com/OfficeCertifications">www.xerox.com/OfficeCertifications</a> .			

# Section 3: Configuration Summary, Product Specifications, Finishing Options and Supplies and Support Resources

## Finishing Options and Supplies

### Finishing Options



#### 1 Offset Catch Tray:

- 500-sheet stacking
- Offset stack



#### 2 Office Finisher:

- 2,000-sheet stacking plus 250-sheet top tray
- 50-sheet multiposition stapling
- Optional hole-punching



#### 3 High Volume Finisher (HVF):

- 3,000 sheets plus 250-sheet top tray
- 100-sheet multiposition stapling
- Optional hole-punching



#### 4 HVF with Booklet Maker:

- 3,000 sheets plus 250-sheet top tray
- Adds up to 15 sheet booklet making with saddle-stitch, 100-sheet multiposition stapling, V-folding
- Optional hole-punching



#### 5 Z-Fold/C-Fold Unit:

- Adds letter-size C- and Z-folding



#### 6 Post Process Inserter:

- Adds preprinted inserts

Supplies	Description	Yield	Order Number
<b>Cartridge-free Solid Ink Sticks<sup>1</sup></b> (Sold)	Black	4 Solid Ink sticks	108R00840
	Cyan	4 Solid Ink sticks	108R00837
	Magenta	4 Solid Ink sticks	108R00838
	Yellow	4 Solid Ink sticks	108R00839
<b>Staples</b> Office Finisher	Staple Cartridge	5,000 staples	008R12964
	Staple Refills	15,000 staples	008R12941
High Volume Finisher	50 sheet Cartridge	5,000 staples	008R12919
	Staple Refills	15,000 staples	008R12920
	100 sheet Cartridge	5,000 staples	008R12912
	Staple Refills	15,000 staples	008R12898
Booklet Maker (for HVF)	Staple Refills	2,000 staples	008R12897
Convenience Stapler	Staple Refills	15,000 staples	008R12941
<b>Xerox® Smart Kit®</b>	Cleaning Unit		108R00989

<sup>1</sup> Average standard pages. Declared Yield in accordance with ISO/IEC 24711. Yield will vary based on image, area coverage and print mode.

# Section 3: Configuration Summary, Product Specifications, Finishing Options and Supplies and Support Resources

## Support Resources

### Unrivaled Service and Support

Behind every Xerox® product is a large network of customer support that's unrivaled in the industry and available when you need it. Xerox® service professionals use leading-edge technologies to keep you up and running. They're even linked to the engineers who designed your product, so you can be confident when you choose Xerox. And genuine Xerox® supplies are always readily available.

### Xerox® Office Services Support

#### Asset Management Services

- Asset Optimisation and Tracking – Process and tools to optimise an enterprise's office output infrastructure and reduce hard costs
- Break-Fix Management – Single point of ownership and management for break-fix service of all brands of office output devices, regardless of manufacturer
- Supplies Management – Process and tools to procure, monitor and replenish all document-related supplies proactively

### Imaging and Output Management Services

- Output Management – Single point of management of office output from all output devices, regardless of manufacturer
- Image Capture and Workflow – Cost-efficient solutions for capturing, managing, retrieving and distributing information into digital repositories

#### Support Services

- Technology Procurement and Deployment – A creative and flexible end-to-end print/computer product acquisition solution that uses a single-point-of-contact model while lowering the total cost of acquisition
- Help Desk Services – A broad range of enterprise services, managed through a centralised single point of contact and delivered through either an on-site or off-site model
- End User Services – Microsoft® software implementation, IT project consulting, and customer education

#### Access Managed Services

- Student and Library Patron Access – Custom designed and implemented customer-managed solutions

### Additional Information Sources

#### ColorQube 9302/9303 Front Panel:

- The front panel offers tools and information pages to help with machine setup, feature selections, operational problems, media feed and supply issues.

#### Customer Documentation:

- Installation Guide
- Quick Use Guide
- Software and Documentation CD-ROM

#### On the Web:

Visit [www.xerox.com/office](http://www.xerox.com/office) for:

- Product, supplies, and support information
- Downloading drivers
- Finding your local reseller
- Online documentation

Visit [www.xerox.com/office/support](http://www.xerox.com/office/support) for:

Support and service information, including the same troubleshooting Knowledge Base used by Xerox® Customer Support staff to provide the latest technical information on:

- Application issues
- Errors
- Print-quality issues
- Troubleshooting

For more detailed specifications, go to [www.xerox.com/office/CQ9300Specs](http://www.xerox.com/office/CQ9300Specs).

To view a product video, visit [www.xerox.com](http://www.xerox.com). Build and configure your own Xerox® ColorQube® 9302/9303 Colour Multifunction Printer at [www.buildyourownxerox.com/connectkey](http://www.buildyourownxerox.com/connectkey).

Return spent imaging supplies through the Xerox® Green World Alliance collection/reuse/recycling programme. For more information, visit [www.xerox.com/about-xerox/recycling](http://www.xerox.com/about-xerox/recycling).

## Questions? Comments? Problems?

If you have any questions, please contact your Xerox sales representative or visit us on the web at [www.xerox.com/office](http://www.xerox.com/office).

©2014 Xerox Corporation. All rights reserved. Xerox®, Xerox and Design®, CentreWare®, ColorQube®, ConnectKey®, Copier Assistant®, Global Print Driver®, Mobile Express Driver®, Scan to PC Desktop®, Smart Kit®, Xerox Extensible Interface Platform® and Xerox Secure Access Unified ID System® are trademarks of Xerox Corporation in the United States and/or other countries. Mopria is a trademark of the Mopria Alliance. As an ENERGY STAR® partner, Xerox Corporation has determined that this product meets the ENERGY STAR guidelines for energy efficiency. ENERGY STAR and the ENERGY STAR mark are registered U.S. marks. The information in this brochure is subject to change without notice. Updated 11/14 BR9969 Q93EG-011E

