

# HUDSON

GROUP  
PARTS BOOK

1946-1947



HUDSON MOTOR CAR COMPANY

DETROIT, MICHIGAN

U. S. A.



# **GROUP PARTS BOOK**

**FOR**

# **1946-1947**

# **Hudson Cars**

**Chassis and Body Parts**  
**for**  
**1946-1947**  
**HUDSON**  
**Passenger and Business Cars**

## **TABLE OF CONTENTS**

	<b>Page</b>		<b>Page</b>
<b>Warranty</b>	<b>2</b>	<b>Car Option Chart</b>	<b>8</b>
<b>Chassis Model Information</b>	<b>3</b>	<b>Service Information</b>	<b>9</b>
<b>Car Numbering System</b>	<b>3</b>	<b>Abbreviations</b>	<b>9</b>
<b>Parts Grouping System</b>	<b>3</b>	<b>Chassis Parts List</b>	<b>11</b>
<b>Chassis Groups—Numerical</b>	<b>4</b>	<b>Body Model Information</b>	<b>147</b>
<b>Illustration Number System</b>	<b>5</b>	<b>Body Groups--Numerical</b>	<b>148</b>
<b>Chassis Groups—Alphabetical</b>	<b>6</b>	<b>Body Groups—Alphabetical</b>	<b>149</b>
<b>Telegraph Code</b>	<b>7</b>	<b>Body Parts List</b>	<b>151</b>
<b>Part Number Information</b>	<b>7</b>	<b>Illustration Index</b>	<b>202</b>

**HUDSON MOTOR CAR COMPANY**  
**DETROIT 14, MICHIGAN, U. S. A.**

## **WARRANTY**

"We warrant each new car manufactured by us to be free from defects in material and workmanship under normal use and service, our obligation under this warranty being limited to making good at our factory any part or parts thereof, including all equipment or trade accessories (except tires) supplied by the Car Manufacturer, which shall, within ninety (90) days after making delivery of such vehicle to the original purchaser, or before such vehicle has been driven 4,000 miles, whichever event shall first occur, be returned to us with transportation charges prepaid, and which our examination shall disclose to our satisfaction to have been thus defective; this warranty being expressly in lieu of all other warranties expressed or implied, and of all other obligations or liabilities on our part, and we neither assume nor authorize any other person to assume for us any other liability in connection with the sale of our vehicles.

"This warranty shall not apply to any vehicle which shall have been repaired or altered by other than an Authorized Hudson dealer in any way so as, in the judgment of the Manufacturer, to affect its stability or reliability, nor which has been subject to misuse, negligence or accident."

**HUDSON MOTOR CAR COMPANY**  
**DETROIT, MICHIGAN**  
**U. S. A.**

*The Hudson Motor Car Company reserves the right to make any changes in or improvements on its products without incurring any liability or obligation whatever, and without being required to make any corresponding changes or improvements on products theretofore manufactured or sold.*

**1946-1947**

1946-1947 CHASSIS MODELS						
Model No.	Model Name	Wheel Base	No. of Cylinders	Bore & Stroke	Starting Car No.	Corresponding 1942 Models
51	Hudson Super Six	121	6	3 x 5	31101	21
171	Hudson Super Six	121	6	3 x 5	171101	
52	Hudson Commodore Six	121	6	3 x 5	32102	22
172	Hudson Commodore Six	121	6	3 x 5	172101	
53	Hudson Super Eight	121	8	3 x 4-1/2	3316269	24
173	Hudson Super Eight	121	8	3 x 4-1/2	1.73101	
54	Hudson Commodore Eight	121	8	3 x 4-1/2	3416285	25
174	Hudson Commodore Eight	121	8	3 x 4-1/2	174101	
58	Hudson Business Cars	128	6	3 x 5	38215	26
178	Hudson Business Cars	128	6	3 x 5	178101	

**CAR NUMBERING SYSTEM**

In reading the car number of any 1946 Hudson car, remember that the first two figures of the car number denote the chassis model, according to the following plan:

31 - denotes Model 51  
32 - denotes Model 52

33 - denotes Model 53  
34 - denotes Model 54

38 - denotes Model 58

Car numbers of the 1947 Models use the first three figures to denote the chassis model instead of the first two as on previous models. The remaining figures in the car number comprise the actual serial number of the car, and these figures run in a single series, regardless of model.

The car number is stamped on a metal plate located on the rear of the right front body pillar, and may be seen by opening the right front door.

The engine number, which is the same as the car number, is stamped on the top of the cylinder block, right side, between numbers one and two exhaust ports.

**GROUP SYSTEM**

To facilitate use of this book, a simple parts grouping system is employed.

The chassis is divided into twenty main sections, each of which is designated by a letter. These main sections are as follows:

- |                                |   |
|--------------------------------|---|
| A--FRONT SUSPENSION            | L--PROPELLER SHAFT                      |
| B--REAR AXLE                   | M--STEERING GEAR AND DRAG LINK          |
| C--BRAKES AND BRAKE CONTROL    | N--FUEL SYSTEM                          |
| D--PEDALS                      | P--MUFFLER AND EXHAUST PIPE             |
| E--WHEELS AND WHEEL CARRIERS   | Q--RADIATOR AND HOSE CONNECTIONS        |
| F--SPRINGS AND SHOCK ABSORBERS | R--SHEET METAL-Bonnet, fenders, etc.    |
| G--FRAME AND BUMPERS           | S--ELECTRICAL                           |
| H--ENGINE                      | T--INSTRUMENT PANEL/ FITTINGS           |
| J--CLUTCH AND CONTROL          | U--TOOLS, ACCESSORIES AND KITS          |
| K--TRANSMISSION AND CONTROL    | Z--SPECIAL UNITS-Not supplied by Hudson |

In a similar manner, body parts are grouped in eighteen main sections which are explained at the start of the body book on page 147.

These main sections are arranged in this book in alphabetical order. At the top corner of each page appears a letter which designates the main section to which the parts on that page belong, while directly across the page appears the name of that section. See further explanation of the Group System on the following pages.

## DIVISION OF CHASSIS GROUPS

The main sections shown on the previous page are sub-divided into smaller groups, each of which includes those parts belonging to the same unit or having correlated functions. Each of these small groups is designated by a number preceded by the main section letter.

Thus the steering Arm group is A5, the Tie Rod group is A6, and the Auto-poise group is A8.

A complete list of chassis groups as used in this book, and the page on which each group will be found, follows. For index of body groups, see BODY SECTION, page 147.

		Page No.			Page No.
	A - FRONT SUSPENSION			F - SPRINGS AND SHOCK ABSORBERS (Cont'd.)	
A-1	Front independent suspension	11	F-6	U bolt clips	33
A-3	Steering spindle	12	F-8	Spring covers	33
A-4	Pivot pin	12	F-10	Rear spring stabilizer	33
A-5	Steering arm	12	F-11	Shock absorbers and attaching parts	35
A-6	Tie rod	13	F-13	Shock absorber parts - Monroe	35
A-8	Auto-poise	13	F-14	Shock absorber parts - Delco	36
	B - REAR AXLE			G - FRAME AND BUMPERS	
B-1	Rear axle housing	15	G-1	Frame assembly	39
B-2	Differential carrier	15	G-2	Side members	39
B-3	Drive gear and pinion	15	G-3	Spring brackets	39
B-4	Differential parts	16	G-4	Body brackets	39
B-5	Pinion housing group	16	G-5	Running board brackets	39
B-6	Drive shaft	16	G-6	Miscellaneous brackets	40
B-7	Rear wheel bearings	16	G-8	Cross members and engine supports	40
	C - BRAKES AND BRAKE CONTROL		G-9	Frame X brace	41
			G-10	Frame miscellaneous parts	41
C-1	Brake backing plates	17	G-11	Front bumper	41
C-2	Brake shoes and linings	18	G-12	Rear bumper	43
C-5	Brake operating parts	18		H - ENGINE	
C-6	Wheel cylinder	18			
C-10	Brake control rods and levers	19	H1	Engine assembly and mounting	45
C-11	Brake cables	21	H-2	Cylinder	45
C-12	Master cylinder	21	H-3	Cylinder head and spark plugs	47
C-13	Brake tubes and fittings	22	H-4	Exhaust manifold	49
C-14	Hydraulic hill hold	24	H-5	Intake manifold	49
C-16	Hand brake	24	H-6	Crankshaft and flywheel	50
	D - PEDALS		H-7	Camshaft	51
			H-8	Connecting rod	53
D-1	Pedal bracket	26	H-9	Piston	52
D-2	Clutch pedal	26	H-10	Vibration dampener	54
D-3	Brake pedal	27	H-11	Valves and tappets	54
D-4	Pedal miscellaneous parts	27	H-12	Oil pan	55
	E - WHEELS AND WHEEL CARRIERS		H-13	Oil pump, check valve and filter	55
			H-14	Water pump and fan	56
E-1	Wheel assemblies	28	H-5	Timing gears and cover	58
E-2	Hub caps and trim rings	28		J - CLUTCH AND CONTROL	
E-3	Hubs and drums	28	J-1	Clutch	59
E-4	Front wheel bearings	29	J-2	Clutch control	59
E-6	Wheel carrier-rear outside	29	J-3	Vacumotive drive	61
E-7	Wheel carrier-rear compartment	29		K - TRANSMISSION AND CONTROL	
E-10	Wheel cover & lock-spare tire	29			
	F - SPRINGS AND SHOCK ABSORBERS		K-1	Transmission assembly, case and clutch housing	67
F-1	Spring assemblies	31	K-2	Main drive gear	68
F-2	Spring leaves-see Spring Chart	32	K-3	Main shaft	68
F-3	Spring rebound clips	32	K-4	Countershaft	68
F-4	Shackles, bushings and bolts	32	K-5	Reverse gear and shaft	68
F-5	Center bolt and nuts	33	K-6	Internal shift mechanism	68
			K-7	Transmission control parts	69

DIVISION OF CHASSIS GROUPS (Cont'd)

		Page No.			Page No.
	<b>K - TRANSMISSION AND CONTROL (Cont'd.)</b>			<b>S - ELECTRICAL SYSTEM</b>	
K-8	Speedometer housing, gears and cable	71	S-1	Wiring	106
K-9	Overdrive	72	S-2	Headlamps	109
K-21	Handy shift	75	S-3	Courtesy lights	111
K-22	Hudson Drive-Master	79	S-4	Fender lamps	111
			S-5	Tail and stop lamp	112
			S-6	Rear license lamp	113
	<b>L - PROPELLER SHAFT</b>		S-7	Rear license plate bracket	113
L-1	Propeller shaft and universal joints	82	S-8	Distributor	113
			S-9	Generator and control	114
			S-10	Starting motor	115
	<b>M - STEERING GEAR AND DRAG LINK</b>		S-11	Ignition coil and lock	115
			S-12	Battery	115
M-1	Steering gear assembly and attaching parts	83	S-13	Switches	116
M-2	Steering gear housing	84	S-14	Horns	116
M-4	Cross shaft and pitman arm	84	S-15	Direction indicator	116
M-5	Main column tube and worm	84	S-16	Spot, fog, driving and backup lights	118
M-6	Jacket tube	85			
M-7	Steering wheel	85			
M-8	Horn button and ring	86			
M-10	Drag Link	86			
				<b>T - INSTRUMENT PANEL FITTINGS</b>	
			T-1	Instrument clusters and gauges	120
			T-2	Lights, sockets and wires	121
	<b>N - FUEL SYSTEM</b>		T-3	Knobs and controls	121
N-1	Carburetor	88	T-4	Grille, ornaments and covers	122
N-2	Carburetor air cleaner	88	T-5	Clock, cigar lighter, ash tray, etc.	122
N-4	Fuel pump and pipes	88	T-6	Locker box and doors	123
N-5	Gasoline tank and pipes	89			
N-6	Throttle control-LHD	90			
N-7	Throttle control-RHD	92			
				<b>U - TOOLS AND ACCESSORIES</b>	
	<b>P - MUFFLER AND EXHAUST PIPE</b>		U-1	Tools	125
			U-4	Windshield cleaner	125
P-1	Muffler and attaching parts	93	U-5	Heaters, Weathermaster and Defroster	126
P-3	Exhaust pipe	93	U-6	Radio assembly and mounting parts	127
P-4	Tail pipe	94	U-7	Radio condensers and resistors	127
			U-8	Radio chassis parts	128
	<b>Q - RADIATOR AND HOSE CONNECTIONS</b>		U-9	Radio control parts	129
Q-2	Radiator core and attaching parts	95	U-10	Radio speaker	129
Q-3	Tank shield	95	U-11	Radio suppressor equipment	130
Q-4	Radiator louvers	95	U-12	Radio antenna	130
Q-7	Hose connections	97	U-20	Service repair parts kits	130
			U-22	Service Accessories	131
			U-23	Shop and owner supplies	132
	<b>R - SHEET METAL</b>		U-24	Maintenance Accessories	133
R-1	Bonnet assembly, ornaments and mouldings	99			
R-3	Bonnet locks and hinges	100			
R-4	Bonnet bumpers and shims	101			
R-5	Front fenders	101			
R-6	Rear fenders	103			
R-8	Splash guards	104			
R-9	Running boards and safety steps	105			
				<b>Z - SPECIAL UNITS</b>	
				Carburetor	136
				Fuel pump	137
				Distributor	140
				Generator	142
				Starting motor	143

ILLUSTRATION NUMBERS

The main sections follow each other in alphabetical order, and the small groups are arranged in numerical sequence. This provides a simple means of identifying a part from its illustration number.

Each illustrated part is given an illustration number. This number is a combination of the group number and an extra number which designates that particular part. For example, the Tie Rod Clamp (153502) is shown on Plate 3 as A6-3, and the Auto-poise Torsion Bar Bushing (160124) is shown on Plate 4 as A8-2.

To find the part number and name of a part which has been located on the illustration, first turn to the group indicated by the first part of the illustration number (before the dash), then follow down the group to the particular part as shown by the last part of the illustration number.

In order that the illustration of a part may be quickly found from its part number or description, the number of the plate on which the part is pictured is shown in the column immediately to the left of the part number.

## ALPHABETICAL INDEX OF CHASSIS GROUPS

	Group No.	Page No.		Group No.	Page No.
Accessories-service	U22	131	Fuel pump-AC parts list	Z	137
Ash tray	T5	122	Fuel pump-Autopulse	Z	138
Auto-poise	A8	13			
Axle housing-rear	B1	15			
			Gasoline tank and pipes	N5	89
Battery	S12	115	Generator and control	S9	114
Body brackets	G4	39	Generator-Auto Lite parts list	Z	142
Bonnet assembly	R1	99			
Bonnet bumpers and shims	R4	101	Handy shift	K21	75
Bonnet locks and hinges	R3	103	Head lamps	S2	109
Bonnet ornaments and mouldings	R1	99	Heaters	U5	126
Brake backing plates	C1	17	Horns	S14	116
Brake cables	C11	21	Horn button and wire	M8	86
Brake control rods and levers	C10	19	Hose connections	Q7	97
Brake-hand	C16	24	Hudson Drive-Master	K22	79
Brake master cylinder	C12	21	Hydraulic hill hold	C14	24
Brake operating parts	C5	18			
Brake shoes and lining	C2	18	Intake manifold	H5	49
Brake tubes and fittings	C13	22	Instrument clusters and gauges	T1	120
Brake wheel cylinder	C6	18	Instrument knobs and controls	T3	121
Bumper-front	G11	41	Instrument light sockets and wires	T2	121
Bumper-rear	G12	43	Instrument panel ornaments and grille	T4	122
			Internal shift mechanism-transmission	K6	68
Camshaft	H7	51	Jacket tube	M6	85
Carburetor	N1	88			
Carburetor-Carter parts list	Z	136	License lamp	S6	113
Carburetor air cleaner	N2	88	License plate bracket-rear	S7	113
Cigar lighter	T5	122	Light bulbs	S1	106
Clock	T5	122	Locker box and doors	T6	123
Clutch	J1	59			
Clutch control	J2	59	Maintenance accessories	U24	68
Clutch housing	K1	67	Main drive gear	K2	68
Coil-ignition	S11	115	Main shaft	K3	93
Connecting rod	H8	53	Muffler and attaching parts	P1	133
Control parts-transmission	K7	69			
Counter shaft	K4	68			
Courtesy lamps	S3	111	Oil check valve	H13	55
Crankshaft	H6	50	Oil filter	H13	55
Cylinder	H2	45	Oil pan	H12	55
Cylinder head	H3	47	Oil pump	H13	55
			Overdrive	K9	72
Defroster	U5	126	Pedal bracket	D1	26
Differential carrier	B2	15	Pedal-brake	D3	27
Differential parts	B4	16	Pedal-clutch	D2	26
Direction indicator	S15	116	Pedal-misc. parts	D4	27
Distributor	S8	113	Pinion housing	B5	16
Distributor-Auto Lite parts list	Z	140	Piston	H9	53
Drag link	M10	86	Pitman arm	M4	84
Drive gear and pinion	B3	15	Propeller shaft	L1	82
Drive shaft	B6	16			
			Radiator and attaching parts	Q2	95
Engine and mounting	H1	45	Radiator louver	Q4	95
Exhaust manifold	H4	49	Radiator tank shield	Q3	95
Exhaust pipe	P3	93	Radio antenna	U12	130
			Radio assemblies	U6	127
Fan	H14	56	Radio chassis parts	U8	128
Fenders-front	R5	101	Radio condensers	U7	127
Fenders-rear	R6	101	Radio control	U9	128
Fender lamps	S4	111	Radio resistors	U7	127
Fittings-instrument panel	T5	122	Radio speaker	U10	129
Flywheel	H6	50	Radio suppressor equipment	U11	130
Fog lamps	S16	118	Reverse gear and shaft	K5	68
Frame assembly	G1	39	Running boards	R9	105
Frame cross members	G8	40	Running board brackets	G5	39
Frame misc. brackets	G6	40			
Frame misc. parts	G10	41	Service repair parts kits	U20	130
Frame side members	G2	39	Shock absorbers and attaching parts	F11	35
Frame spring brackets	G3	39	Shock absorber parts-Delco	F14	36
Frame X brace	G9	41	Shock absorber parts-Monroe	F13	35
Front suspension	A1	11	Speedometer gears	K8	71
Fuel pump and pipes	N4	84	Speedometer housing	K8	71



## ALPHABETICAL INDEX OF CHASSIS GROUPS (Cont'd)

	Group No.	Page No.		Group No.	Page No.
Spark plugs	H3	47	Throttle control-LHD	N6	90
Spindle	A3	12	Throttle control-RHD	N7	92
Spindle pivot pin	A4	12	Tie rod	A6	13
Spindle support and arms-front suspension...	A1	11	Timing gears and cover	H15	58
Splash guards	R8	104	Tools	U1	125
Spot light	S16	118	Transmission assembly	K1	67
Spring assemblies	F1	31	Transmission case	K1	67
Spring brackets	G3	39			
Spring bushings	F4	32	Universal joints	L1	82
Spring center bolts and nuts	F5	33			
Supplies-shop and owner	U23	132	Valves	H11	54
Spring covers	F8	33	Valve tappets . . . .	H11	54
Spring leaves-see chart		32	Vibration dampener	H10	54
Spring rebound clips	F3	32	Vacumotive drive	J3	61
Spring shackles	F4	32			
Spring stabilizer-rear	F10	33	Water pump	H14	56
Spring U bolt clips	F6	33	Weathermaster	U5	126
Starting motor	S10	115	Wheel assemblies	E1	28
Starting motor Auto Lite parts list	Z	143	Wheel bearings-front	E4	29
Steering arm	A5	12	Wheel bearings-rear	B7	16
Steering cross shaft	M4	84	Wheel carrier-rear compartment	E7	29
Steering gear assembly	M1	83	Wheel carrier-rear outside	E6	29
Steering gear housing	M2	84	Wheel cover and lock-spare	E1	29
Steering main column and worm	M5	84	Wheel hubs and drums	E3	28
Steering wheel	M7	85	Wheel Hub caps and trim rings	E2	28
Switches	S13	116	Windshield cleaner	U4	125
			Windshield defroster	U5	126
Tail and stop lamp	S5	112	Wiring	S1	106
Tail pipe	P4	94	Worm-steering	M5	84

## TELEGRAPH CODE

The following TELEGRAPH CODE phrases are established for the convenience of zones and other Distributors in ordering parts and transacting parts business with the Factory Parts Department.

WUPTA--Ship to us by Air Express  
WUPRY--Ship to us by Air Mail  
WUPMU--Ship to us by Parcel Post  
WUPOW--Ship to us by Parcel Post Special Delivery  
WUPAH--Ship to us by Express  
WUPIP--Ship to us by Freight  
WUPHO--Ship to us by Motor Truck  
WUPAF--Ship to us by Air Freight

WUSAF--Charge our account and ship by Air Express to-  
WUSDI--Charge our account and ship by Air Mail to-  
WUSEJ--Charge our account and ship by Parcel Post to-  
WUSIN--Charge our account and ship by Parcel Post Special Delivery to-  
WUSJO--Charge our account and ship by Express to-  
WUSTY--Charge our account and ship by Freight to  
WUSVA--Charge our account and ship by Motor Truck to-  
WUSMA--Charge our account and ship by Air Freight to-

WUTAE--Ship C.O.D. by Air Express to-  
WUTIM--Ship C.O.D. by Air Mail to-  
WUTKO--Ship C.O.D. by Parcel Post to-  
WUTOT--Ship C.O.D. by Parcel Post Special Delivery to-  
WUTPU--Ship C.O.D. by Express to WUTWA--Ship C.O.D. by Freight to-  
WUTYC--Ship C.O.D. by Motor Truck to-  
WUTAN--Ship C.O.D. by Air Freight to-

WUUBE--We will call and pick up parts

WURCI--When and how (will or did) you ship parts called for in our telegram of-  
WUROV--When and how (will or did) you ship parts called for in our letter of-  
WURNU--When and how (will or did) you ship parts called for in our order of (or number)

WUUPI--Ship to us by prepaid freight order number-

## PART NUMBER INFORMATION

1946 Chassis Part Numbers start at  
1946 Body Part Numbers start at

165600  
208600

1946-1947

HUDSON OPTION CHART

Showing production equipment options for 1946 - 1947 models

EQUIPMENT	OPTION LETTERS	MODELS				
		51 171	52 172	53 173	54 174	58 178
Air foam seat cushions - front and rear (Bro-Sed-ClubCpe)	MM	Opt	Std	Opt	Std	NA
Air foam seat cushions - front seat only (All exc CvBro)	VV	Opt	NA	Opt	NA	Opt
Arm rest - right front door	F	Opt	Opt	Opt	Opt	NA
Bumper extensions - front and rear	R	Opt	Std	Opt	Std	NA
Clock - electric	XX	Opt	Std	Opt	Std	Opt
Color options †						
Direction indicator	DD	Opt	Opt	Opt	Opt	NA
Fender lamps	E	Opt	Std	Opt	Std	NA
Fuel and vacuum pump (combination pump)	HH	Opt	Opt	Opt	Opt	Opt
Gear ratio (4-1/9 to 1)	* FF	Opt	Opt	Opt	Opt	NA
Gear ratio (4-5/9 to 1)	* LL	Opt	Opt	Opt	Opt	Std
Horn - twin air	BB	Std	Std	Std	Std	Opt
Horn ring - for 17" steering wheel	U	Opt	NA	Opt	NA	Opt
Hub caps - large	UU	Opt	Std	Opt	Std	NA
Hudson Drive Master	L	Opt	Opt	Opt	Opt	Opt
Leather trim - full leather	AA	Opt	Opt	Opt	Opt	NA
Leather trim - 3/4	W-1	Opt	Opt	Opt	Opt	NA
Leather grain trim - 3/4	W-4	Opt	Opt	Opt	Opt	NA
Oil bath air cleaner	O	Opt	Opt	Opt	Opt	Opt
Overdrive	T	Opt	Opt	Opt	Opt	Opt
Police car and Taxicab - 10" clutch, large brakes, heavy scale rear springs, special seat cushion springs (Bro and Sed)	II	Opt	NA	Opt	NA	NA
Radio	Y	Opt	Opt	Opt	Opt	Opt
Steering wheel - 18"	KK	Opt	Std	Opt	Std	Opt
Tires - 15 x 6.50 4 ply	A	Opt	Std	Opt	Std	NA
Tires - 15 x 6.50 6 ply	ATT	Opt	NA	Opt	NA	NA
Tires - 15 x 6.50 6 ply	TT	NA	Opt	NA	Opt	NA
Tires - 15 x 7.00 4 ply	EE	Opt	Opt	Opt	Opt	NA
Tires - 15 x 7.00 6 ply	EETT	Opt	Opt	Opt	Opt	NA
Tires - 16 x 6.00 6 ply	TT	Opt	NA	Opt	NA	NA
Vacumotive Drive	C	Opt	Opt	Opt	Opt	Opt
Vacuum Antenna	PP	Opt	Opt	Opt	Opt	Opt
Visor - hinge type - right side	V	Opt	NA	Opt	NA	NA
Weather Master	X	Opt	Opt	Opt	Opt	Opt
Wheel trim rings	NN	Opt	Opt	Opt	Opt	NA
		171	172	173	174	178
	OPTION LETTERS	51	52	53	54	58
		MODELS				

† See Group UUI for body color options. All 1946-1947 colors are available on passenger cars. Three colors (Black, Gunmetal and Dark Blue) available on Model 58-178 Business cars.

\* See Group BI for standard and optional gear ratios with Overdrive, Vacumotive Drive and Hudson Drive Master. Opt - Optional on this model.

Std - Standard on this model.

NA - Not available on this model.

## DIMENSIONS AND SPECIFICATIONS

Wheelbase - Models 51-52-53-54. . . . .121"; Model 58. . . . .128"  
 Overall Length (including bumpers) Models 51-52-53-54-171-172-173-174. . . . .207"; Model 58-178. . . . .214"  
 Overall Width (including fenders) - Front. . . . .71"; Rear. . . . .72-3/4"  
 Tread - All models - Front. . . . .56-1/4"; Rear. . . . .59-1/2"  
 Road Clearance - Models 51-53-171-173 front 9-5/8", rear 8-3/8"; Models 52-54-58-172-174-178 front 9-3/4", rear 8-1/2"  
 Turning Radius - Passenger Cars 21'1"; Model 58 21' 10"  
 Overall free height - All passenger cars. . . . .68-3/4"

## CAPACITIES

Gasoline Tank - All models. . . .16-1/2 U.S. gallons, 13-3/4 Imperial gallons, 62-1/2 litres  
 Cooling System - Six Cylinder. . . .13 U.S. quarts, 10-3/4 Imperial quarts, 12-1/2 litres  
 Cooling System - Eight Cylinder. . . .18 U.S. quarts, 15 Imperial quarts, 17 litres  
 Crankcase - total - Models Six Cylinder. . . .5-1/2 U.S. quarts, 4-1/2 Imperial quarts, 5-1/4 litres  
 Crankcase - total - Models Eight Cylinder. . . .9 U.S. quarts. 7 Imperial quarts, 8-1/2 litres  
 Crankcase - refill - Models Six Cylinder. . . .4-1/2 U.S. quarts, 3-3/4 Imperial quarts, 4-1/2 litres  
 Crankcase - refill - Models Eight Cylinder. . . .7 U.S. quarts, 6 Imperial quarts, 6-1/2 litres  
 Rear Axle Lubricant - 2-3/4 lbs., 1.24 kilograms (Type S.A.E. 90 E.P. summer and winter)  
 Transmission Lubricant -without overdrive 2 lbs., 91 kilograms; with overdrive 3-1/4 lbs, 1.47 kilograms (Type S.A.E. 90 E.P. summer, S.A.E. 80 E.P. winter)  
 Clutch Lubricant - 1/3 U.S. pint, 1/4 Imperial pint, 160 cubic centimeters (Type - "Hudsonite")

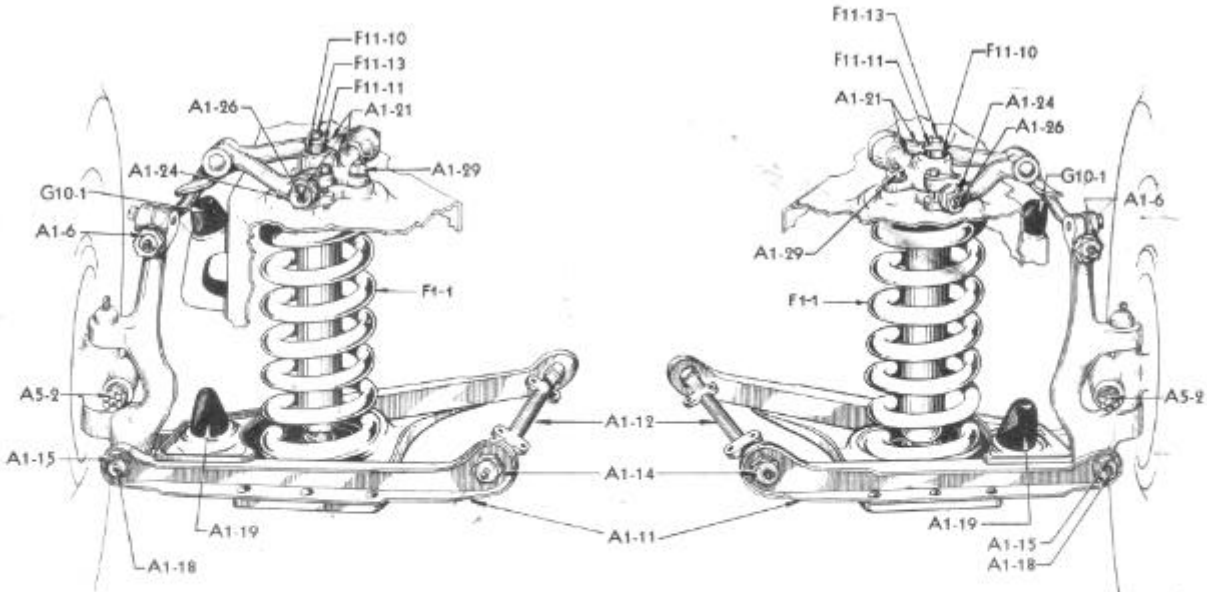
## SERVICE INFORMATION

Firing Order: Six Cylinder 4-5-3-6-2-4; Eight Cylinder 1-6-2-5-8-3-7-4  
 Spark Timing: Six Cylinder - 1/2" before top dead center; eight cylinder - dead center.  
 Spark Plugs: Make - Champion Hudson J-7; Size 14mm; gap .032"  
 Breaker Point Gap: Six cylinder .020"; Eight cylinder .017"  
 Valve Tappet Clearance - hot; Six cylinder .010" intake, .012" exhaust; Eight cylinder .008" intake, .010" exhaust.  
 Valve Spring - free length 2-11/32"; Pressure 40 lbs when compressed to a length of 2 inches.  
 Generator Charge Rate-maximum: 44 amperes cold, 38 amperes hot.  
 Battery - positive terminal grounded.  
 Tire Pressures - front - 26 lbs. cold, 29 lbs. hot.  
 Tire Pressures - rear - 30 lbs. cold, 33 lbs. hot (16 x 6.00, 15 x 6.50 and 15 x 7.00 tires)  
 Tire Pressures - rear - 40 lbs. cold, 44 lbs. hot (16 x 6.50 tires on model 58)

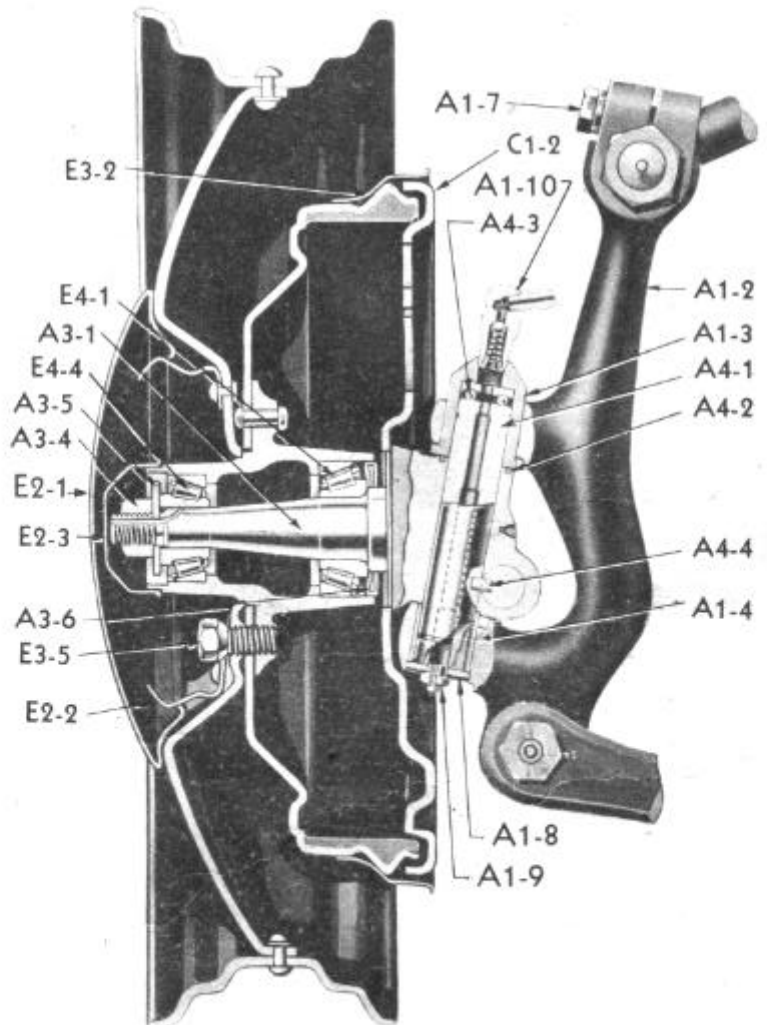
## ABBREVIATIONS

The following abbreviations are frequently used in this book:

AR	As required	Inst	Instrument	ST	Self tapping (screw)
Assy	Assembly	LHD	Left hand drive	STD	Standard
Aux	Auxiliary	Mfd	Microfarad (Radio)	U/ S	Undersize
Brkt	Bracket	Mmfd	Micro-microfarad (Radio)	VD	Vacumotive Drive
Carb	Carburetor	Min	Miniature base (bulb)		
Ctsk	Countersunk	Mldg	Molding		
Cyl	Cylinder	OD	Overdrive		BODY MODELS
DI	Direction indicator	Opt	Optional	Bro	Brougham (2 door)
DC	Double contact (bulb)	O/S	Oversize	Sed	Sedan (4 door)
Elec	Electrical	RB	Running board	3Cpe	3 Passenger Coupe
Exc	Except	RF	Radio frequency	ClubCpe	Club Coupe
Ext	External	RHD	Right hand drive	CvBro	Convertible Brougham
HDM	Hudson Drive Master	SC	Single contact (bulb)	Cab	Chassis with Cab
HWM	Hudson Weather Master	SM	Sheet metal (screw)	CabPu	Cab Pickup



Front Suspension  
PLATE 1



Spindle and Support  
PLATE 2

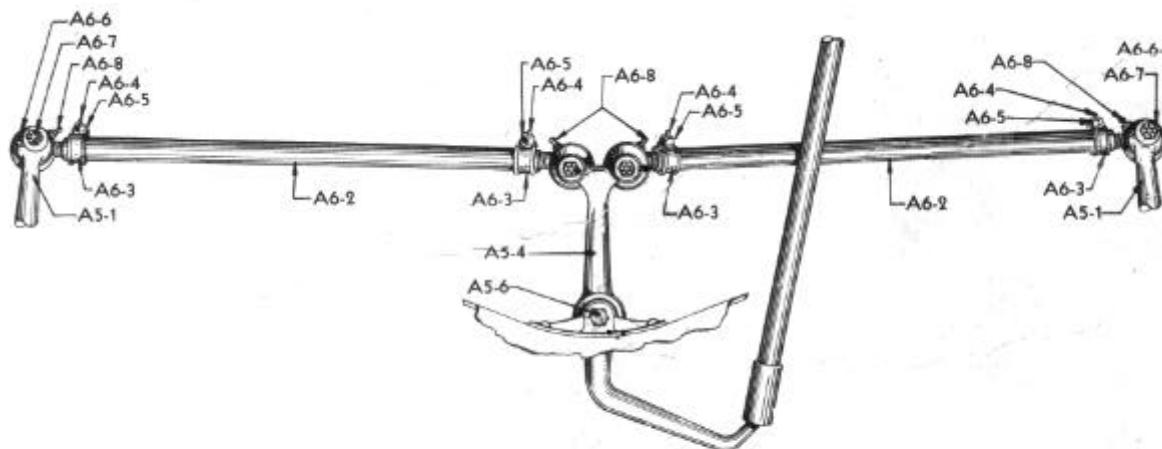
## FRONT SUSPENSION

1946-1947

A

Group & Illus. No.	Plate No.	Part No.	NAME	Per Car	Models
A1-			FRONT INDEPENDENT SUSPENSION		
		C 164708	Front suspension complete-RH-less brakes	1	All
		C 164709	Front suspension complete-LH-less brakes	1	All
2	2	F 166274	Support assembly-RH-steering spindle	1	All
2	2	F 166275	Support assembly-LH-steering spindle	1	All
3	2	F 166262	Thrust washer & ball cup assembly-pivot pin	2	All
4	2	F 152723	Bushing-pivot pin lower	q	All
		F 159725	Bushing-lower arm to support bolt Standard	2	All
		F 162626	Bushing-lower arm to support bolt-.010 O/S Service	2	All
6	1	F 166015	Bushing-upper arm to support bolt Eccentric	2	All
7	2	BX 170336	Bolt-upper bushing clamp 3/8-24 x 1-3/4	2	All
		BO 73	Lockwasher-support clamp bolt 3/8	2	All
8	2	BX 154489	Expansion plug-spindle support	2	All
9	2	BX 154488	Relief valve assy-spindle support	2	All
10	2	F 45928	Grease fitting-pivot pin 67-1/2°	2	All
		F 159519	Rebushing kit-spindle support Service	1	All
11	1	C 159711	Spindle support arm assembly-RH-lower	1	All
11	1	C 159712	Spindle support arm assembly-LH-lower	1	All
			NOTE - For identification purposes a 1/4" hole is punched in the support arm spring seat at inner end of the left hand assembly 159712.		
12	1	F 159718	Pivot-lower support arm-at frame	2	All
		BX 165972	Seal-lower support arm pivot	4	All
14	1	F 15972	Bushing assembly-lower pivot	4	All
		BX 170337	Bolt-lower pivot to frame 7/16-20 x 1-5/16	8	All
		BX 170517	Nut-pivot to frame bolt	8	All
		BX 70867	Lockwasher-lower pivot to frame bolt & nut	4	All
		BZ 71445	Lockwasher-lower pivot to frame bolt 7/16 heavy	6	All
			NOTE - 70867 lockwasher is assembled under both the head end nut of the two lower support arm to frame bolts which point upward. 71445 lock washer is used under the nut only on the six bolts which point downward.		
15	1	F 166480	Pivot bolt-lower arm to spindle support	2	All
		F 166481	Nut-lower arm to spindle support bolt	2	All
		F 159727	Seal-lower arm to spindle support bolt	4	All
18	1	F 153497	Grease fitting-lower arm to spindle support bolt	2	All
19	1	F 159716	Bumper-rubber-lower arm 2-3/4" long-standard	2	All
19	1	BX 161728	Bumper-rubber-lower arm 4" long-service	2	All
		BT 70414	Lockwasher-lower arm bumper 5/16	2	All
		BO 12481	Nut-lower arm bumper 5/16-24 x 17/64	2	All
21	1	BX 164716	Arm & pivot assembly-RH upper-spindle support	1	All
21	1	BZ 164717	Arm & pivot assembly-LH upper-spindle support	1	All
24	1	F 159739	Bushing assembly-front-upper arm pivot	2	All
		F 159739	Bushing assembly-rear-upper arm pivot	2	All
		BX 165972	Seal-upper arm pivot	4	All
		BX 165972	Seal-upper arm pivot to support bolt	4	All
26	1	F 45928	Grease fitting-upper arm pivot bushings 67 1/2°	2	All
		F 166480	Bolt-upper arm to spindle support	2	All
		BX 166482	Nut-upper arm to spindle support bolt	2	All
		F 153497	Grease fitting-upper arm to spindle support bolt	2	All
29	1	BX 170338	Bolt-upper arm pivot to frame 1/4-20 x 1-5/16	6	All
		BO 60	Lockwasher-upper arm pivot to frame bolt 1/2"	6	All
		BX 3433	Nut-upper arm pivot to frame bolt 1/2-20 x 7/16	6	All

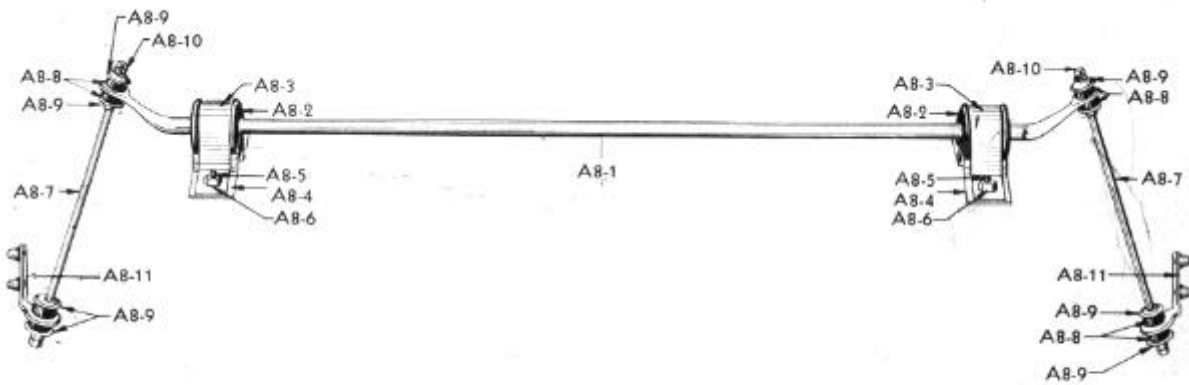
Group & Illus. No.	Plate No.	Part No.	NAME	Per Car	Models	
A3-			STEERING SPINDLE			
1	2	BX 166186	Spindle-RH-steering	1	All	
1	2	BX 166187	Spindle-LH-steering	1	All	
		BX 170221	Bolt-spindle to backing plate	3/8-24 x 1-5/16	4	All exc Cab-CabPu
		BX 170061	Bolt-spindle to backing plate	3/8-24 x 7/8	4	All exc Cab-CabPu
		BX 170061	Bolt-spindle to backing plate	3/8-24 x 7/8	8	Cab-CabPu
		BZ 71234	Lockwasher-spindle to backing plate bolt	3/8 heavy	6-8	All
		BO 73	Lockwasher-spindle to backing plate lower bolt		2	All exc Cab-CabPu
		F 71237	Nut-spindle to backing plate bolt	3/8-24 x 21/64	8	All
4	2	F 71608	Nut-spindle to wheel	11/16 x 18 x 35/64	2	All
5	2	BZ 150572	Washer-spindle to wheel		2	All
6	2	F 43797	Washer & grease retainer assembly-spindle		2	All
		BX 40172	Grease deflector-wheel		2	All
A4-			PIVOT PIN			
1	2	F 164744	Pivot pin-spindle		2	All
2	2	BX 155260	Oil Seal-spindle pivot pin		4	All
3	2	BX 103	Thrust ball-spindle pivot pin	1/4"	14	All
4	2	BM 71154	Key-spindle pivot pin	#13 Woodruff	2	All
		BX 152547	Seal-spindle pivot pin key		2	All
A5-			STEERING ARMS			
1	3	BX 166260	Steering arm-RH outer		1	All
1	3	BX 166261	Steering arm-LH outer		1	All
2	1	BX 170373	Nut-outer steering arm	3/4-16 x 13/16	2	All
		BX 170374	Washer-outer steering arm	49/64 x 1-3/8 x 1/8	2	All
4	3	BX 165601	Steering arm-center	LHD	1	All
		BX 165679	Steering arm-center	RHE	1	All
		BZ 45353	Grease fitting-center steering arm	Straight	1	All
		BX 170646	Bearomg assembly-center steering arm	Needle roller	2	All
		BX 164734	Race-inner-needle roller bearing		1	All
		BX 155260	Seal-needle roller bearing		2	All
		BX 164735	Spacer-outer-center steering arm		2	All
6	3	BX 170333	Bolt-center steering arm	1/2-20 x 3-7/16	1	All
		BX 170352	Locknut-center steering arm bolt	1/2-20 x 7/16	1	All



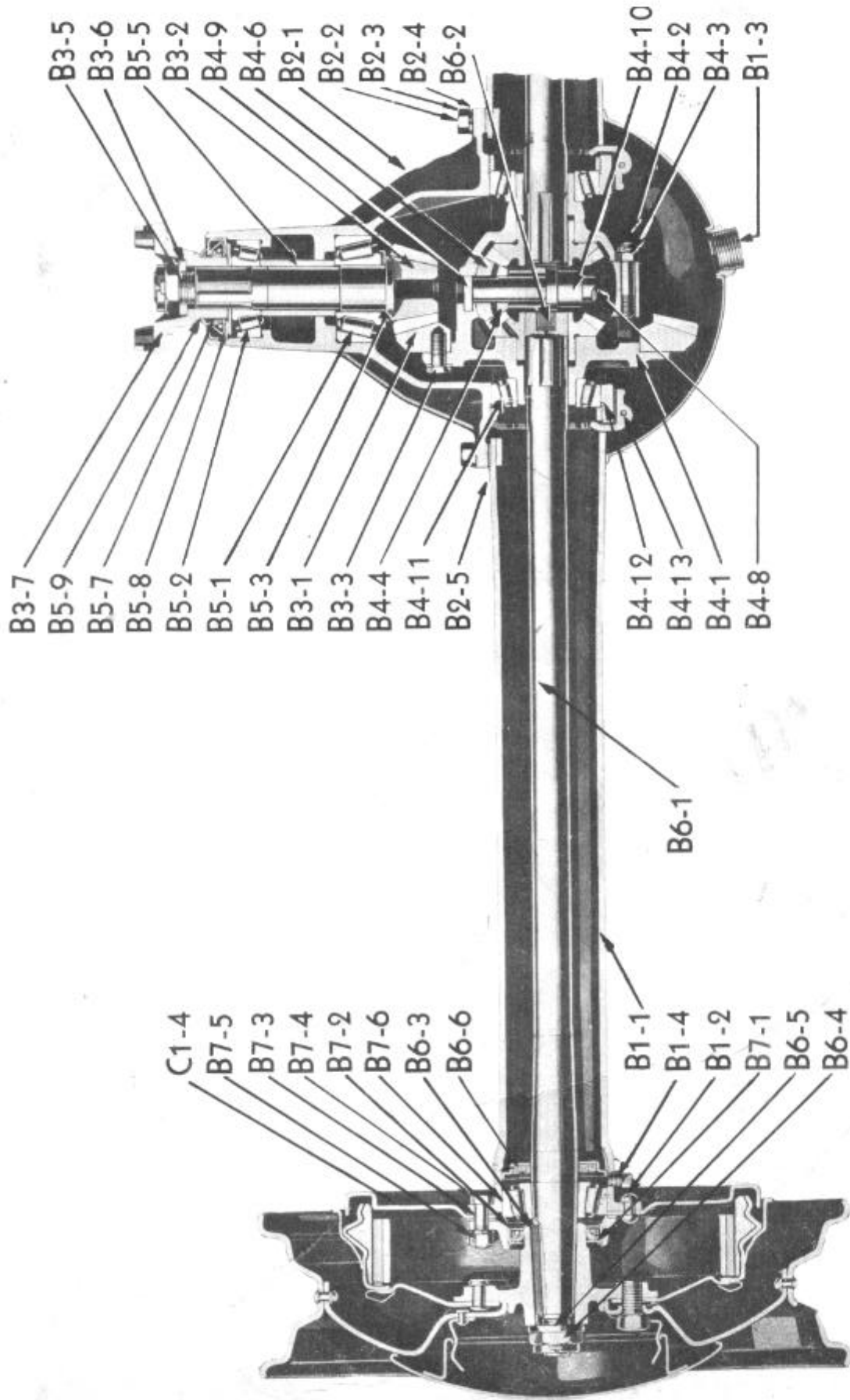
Tie Rods and Center Arm

PLATE 3

Group & Illus. No.	Plate No.	Part No.	NAME	Per Car	Models	
A6			TIE ROD			
		C 165145	Tie rod assembly-RH	1	1946 All, 1947 1st type	
		C 165146	Tie rod assembly-LH	1	1946 All, 1947 1st type	
		C 159780	Tie rod assembly-interchangeable with 165145 & 165146	2	1947 2nd type	
	2	3	C 159781	Tie rod	2	All
	3	3	BX 153502	Clamp-tie rod	4	All
	4	3	BX 157219	Bolt-tie rod clamp	4	All
			BT 70414	Lockwasher-tie rod clamp bolt	4	All
	5	3	BO 12481	Nut-tie rod clamp bolt	4	All
				5/16-24 x 1-7/16		
				5/16 5/16-24 x 17/64		
	6	3	F 159783	End assembly-RH-tie rod	2	All
	6	3	F 159784	End assembly-LH-tie rod	2	All
	7	3	BM 71156	Nut-end stud	4	All
	8	3	F 153497	Grease fitting-end	4	All
			BX 159788	Dust seal-end	4	All
			BX 159789	Dust cover-end	4	All
			BX 159790	Seat-end dust cover	4	All
			F 165143	Ends complete-tie rod	2	All
				Service		
A8			AUTO-POISE			
			Standard on all models except Cab and Cab PickUp			
	1	4	C 166222	Torsion bar assembly	1	All
	2	4	BZ 160124	Bushing-torsion bar	2	All
				Rubber		
	3	4	BZ 160064	Bracket-torsion bar bushing	2	All
	4	4	BZ 159869	Base-torsion bar bushing bracket	2	All
	5	4	BX 71704	Bolt-torsion bar bushing bracket	4	All
				7/16-20 x 1-1/8		
	6	4	BM 170343	Locknut-torsion bar bushing bracket bolt	4	All
	7	4	BZ 159679	Connector-stabilizer	2	All
				Rubber		
	8	4	F 157938	Cushion-connector	8	All
	9	4	ZF 46718	Retainer-connector cushion	8	All
10	4	ZF 46720	Nut-connector cushion retainer	8	All	
			3/8-24 x 9/16			
11	4	BZ 159635	Bracket-RH-connector	1	All	
11	4	BZ 159636	Bracket-LH-connector	1	All	
			On steering spindle			
			On steering spindle			



Autopoise  
PLATE 4



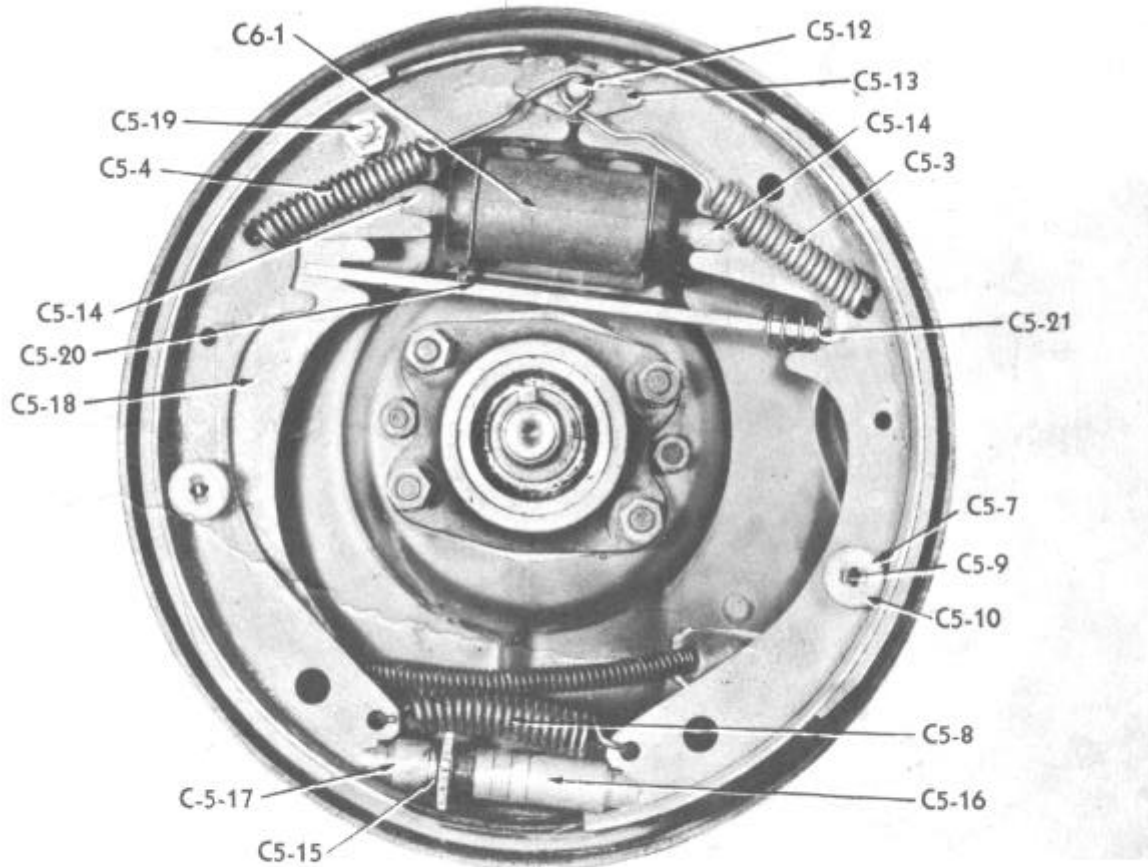
Rear Axle  
PLATE 5



Group & Illus. No.	Plate No.	Part No.	NAME	Per Car	Models
REAR AXLE					
STANDARD AND OPTIONAL REAR AXLE GEAR RATIOS					
			MODELS                      USAGE                      STANDARD OPTIONAL		
			51,52,171,172 Without OD or HDM 4-1/9 4-5/9		
			53,54,173,174 Without OD or HDM 4-1/9 4-5/9		
			58,178 Without OD or HDM 4-5/9		
			51,52,171,172 With HDM without OD 4-5/9 4-1/9		
			53,54,173,174 With HDM without OD 4-1/9 4-5/9		
			58,178 With HDM without OD 4-5/9		
			51,52,171,172 With OD 4-5/9 4-1/9		
			53,54,173,174 With OD 4-5/9 4-1/9		
			58,178 With OD 4-5/9		
REAR AXLE HOUSING					
NOTE - Housing assembly includes brake backing plates, but does not include brake shoes.					
B1-					
	1	5	C 164506 Housing assembly-for 10" brakes-standard	1	51,52,171,172
	1	5	C 164507 Housing assembly-for 11" brakes-standard	1	53,54,58,173,174,178
	1	5	C 164507 Housing assembly-for 11" brakes-optional	1	51,52,171,172
	2	5	BZ 326 Backing plates-brake-See Group C1	4	All
			BZ 166081 Rivet-backing plate to housing 5/16 x 3/4	1	All
	3	5	BX 1491 Bracket-rear spring stabilizer Welded to housing	1	All
	4	5	BM 120 Drain plug-housing 3/4 socket type	2	All
			Pipe plug-wheel bearing grease hole 3/8 ext head	1	All
DIFFERENTIAL CARRIER					
B2-					
	1	5	C 166333 Carrier & gear set assy-differential 4-1/9 to 1	1	All
			C 166226 Carrier & gear set assy-differential 4-5/9 to 1	1	All
			C 162356 Carrier & cap assembly-differential	1	All
			BX 71480 Screw-bearing cap 7/16-14 x 2	4	All
			BX 70867 Lockwasher-bearing cap screw 7/16	4	All
	2	5	BX 166739 Bolt-carrier to housing 3/8-24 x 1-3/16	8	All
	3	5	F 71237 Nut-carrier to housing bolt 3/8-24 x 21/6	8	All
	4	5	BO 70121 Lockwasher-carrier to housing bolt	8	All
			BX 171188 Cone washer-carrier to housing bolt Service	AR	All
			BX 171189 Seal-carrier to housing bolt Service	AR	All
	5	5	BX 44584 Gasket-carrier to housing	1	All
DRIVE GEAR AND PINION					
B3-					
			F 166188 Drive gear & pinion set-matched 4-1/9 to 1	1	All
			F 166189 Drive gear & pinion set-matched 4-5/9 to 1	1	All
	1	5	BX 157530 Drive gear 4-1/9 to 1	1	All
	1	5	BX 157534 Drive gear 4-5/9 to 1	1	All
	2	5	BX 157531 Drive pinion 4-1/9 to 1	1	All
	2	5	BX 157535 Drive pinion 4-5/9 to 1	1	All
	3	5	BX 157540 Bolt-drive gear to case 7/16-20 x 7/8	8	All
			BX 70867 Lockwasher-drive gear bolt 7/16	8	All
	5	5	F 170398 Nut-drive pinion 3/4-16 x 9/16 self locking	1	All
	6	5	BX 71055 Washer-drive pinion 25/32 x 1-1/2 x 3/16	1	All
	7	5	BX 161014 Companion flange-drive pinion to prop shaft	1	All

Group & Illus. No.	Plate No.	Part No.	NAME	Per Car	Models
B4-			DIFFERENTIAL PARTS		
1	5	F 166190	Case assembly-differential	1	All
2	5	BX 170058	Stud-case	6	All
		BX 170985	Lockwasher-case stud	6	All
3	5	F 71237	Nut-case stud	6	All
4	5	F 166227	Gear-differential	2	All
		BX 41225	Thrust washer-diff gear	2	All
		BX 160414	Thrust washer-diff gear	AR	All
		BX 160415	Thrust washer-diff gear	AR	All
		BX 160416	Thrust washer-diff gear	AR	All
		BX 160417	Thrust washer-diff gear	AR	All
		BX 160418	Thrust washer-diff gear	AR	All
6	5	F 166225	Pinion assembly-differential	2	All
		BX 160172	Thrust washer-differential pinion	2	All
8	5	BX 157553	Shaft-differential pinion	1	All
9	5	BX 71175	Locating pin-pinion shaft	1	All
10	5	BX 40181	Thrust spacer-drive shaft	1	All
11	5	F 170216	Cone-differential bearing	2	All
		F 170217	Cup-differential bearing	2	All
12	5	BX 44578	Adjusting nut-differential bearing		All
13	4	BX 150488	Lock-diff bearing adjusting nut		All
B5-			PINION HOUSING GROUP		
2	5	F 170234	Cone-pinion front bearing	1	All
2	5	F 170235	Cup pinion front bearing	1	All
1	5	F 170516	Cone-pinion rear bearing	1	All
1	5	F 170220	Cup-pinion rear bearing	1	All
		BX 44586	Shim-pinion front bearing	AR	All
		BX 44587	Shim-pinion front bearing	AR	All
3	5	BX 162362	Shim-pinion rear bearing	AR	All
3	5	BX 162363	Shim-pinion rear bearing	AR	All
5	5	BX 162364	Spacer-pinion bearing	1	All
7	5	F 161010	Oil seal-pinion	1	All
8	5	BX 161011	Washer-pinion oil seal	1	All
9	5	BX 161012	Dirt shield-pinion oil seal	1	All
B6-			DRIVE SHAFT		
1	5	F 166191	Drive shaft assembly	2	All
2	5	BX 35360	Thrust button-drive shaft	2	All
3	5	BX 71180	Key-drive shaft	2	All
4	5	BX 71577	Nut-drive shaft	2	All
5	5	BX 71055	Washer-drive shaft	2	All
6	5	F 166224	Oil seal assembly-drive shaft	2	All
B7			REAR WHEEL BEARING		
1	5	BX 150064	Adjusting cap assembly-rear wheel bearing	2	All
2	5	F 150066	Oil seal-adjusting cap	2	All
3	5	BX 44558	Shim-adjusting cap	AR	All
3	5	BX 44559	Shim-adjusting cap	AR	All
3	5	BX 44560	Shim-adjusting cap	AR	All
4	5	BX 44561	Bolt-adjusting cap	8	All
		BZ 71234	Lockwasher-adjusting cap bolt	8	All
5	5	F 71237	Nut-adjusting cap bolt	8	All
6	5	F 71596	Cone-rear wheel bearing	2	All
6	5	F 71597	Cup-rear wheel bearing	2	All

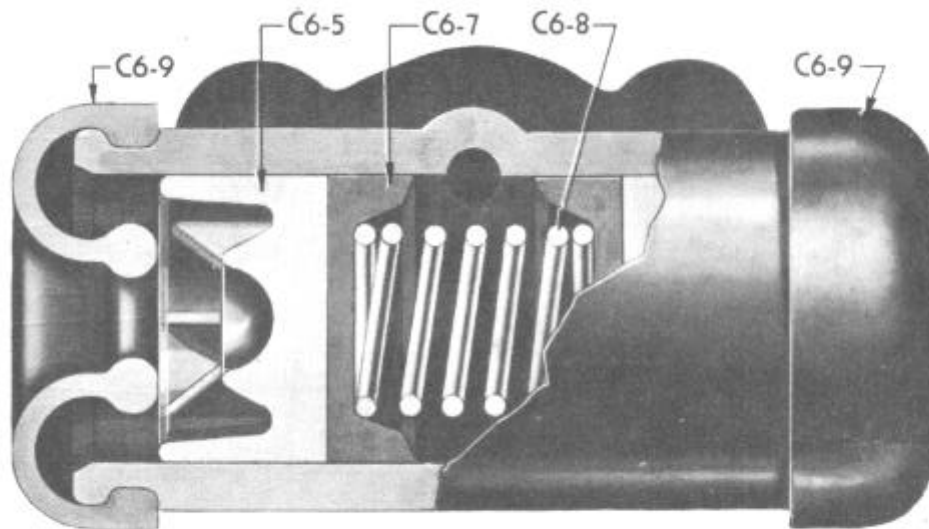
Group & Illus. No.	Plate No.	Part No.	NAME	Per Car	Models																
			BRAKES																		
			<table border="0" style="width: 100%;"> <thead> <tr> <th style="text-align: left;">MODELS</th> <th style="text-align: left;">BRAKE SIZE</th> <th style="text-align: left;">BRAKE TYPE</th> <th style="text-align: left;">USAGE</th> </tr> </thead> <tbody> <tr> <td>51,52,171,172</td> <td>10" x 1-3/4</td> <td>Single anchor</td> <td>Standard</td> </tr> <tr> <td>53,54,58,173,174,178</td> <td>11" x 1-3/4</td> <td>Single anchor</td> <td>Standard</td> </tr> <tr> <td>51,52,171,172</td> <td>11" x 1-3/4</td> <td>Single anchor</td> <td>Optional</td> </tr> </tbody> </table> <p>11" brakes are optional for Models 51-52-171-172 Police cars and Taxicabs.</p>	MODELS	BRAKE SIZE	BRAKE TYPE	USAGE	51,52,171,172	10" x 1-3/4	Single anchor	Standard	53,54,58,173,174,178	11" x 1-3/4	Single anchor	Standard	51,52,171,172	11" x 1-3/4	Single anchor	Optional		
MODELS	BRAKE SIZE	BRAKE TYPE	USAGE																		
51,52,171,172	10" x 1-3/4	Single anchor	Standard																		
53,54,58,173,174,178	11" x 1-3/4	Single anchor	Standard																		
51,52,171,172	11" x 1-3/4	Single anchor	Optional																		
			BRAKE BACKING PLATES																		
C1-																					
2	2	BX 162552	Backing plate assembly-RH-front-10" brakes	Standard	1 51,52,171,172																
2	2	BX 162553	Backing plate assembly-LH-front-10" brakes	Standard	1 51,52,171,172																
2	2	BX 162560	Backing plate assembly-front-11" brakes	Standard	2 53,54,58,173,174,178																
4	5	BX 162554	Backing plate assembly-RH rear-10" brakes	Standard	1 51,52,171,172																
4	5	BX 162555	Backing plate assembly-LH rear-10" brakes	Standard	1 51,52,171,172																
4	5	BX 162561	Backing plate assembly-RH-rear-11" brakes	Standard	1 53,54,58,173,174,178																
4	5	BX 162562	Backing plate assembly-LH-rear-11" brakes	Standard	1 53,54,58,173,174,178																



Brake Assembly  
PLATE 6

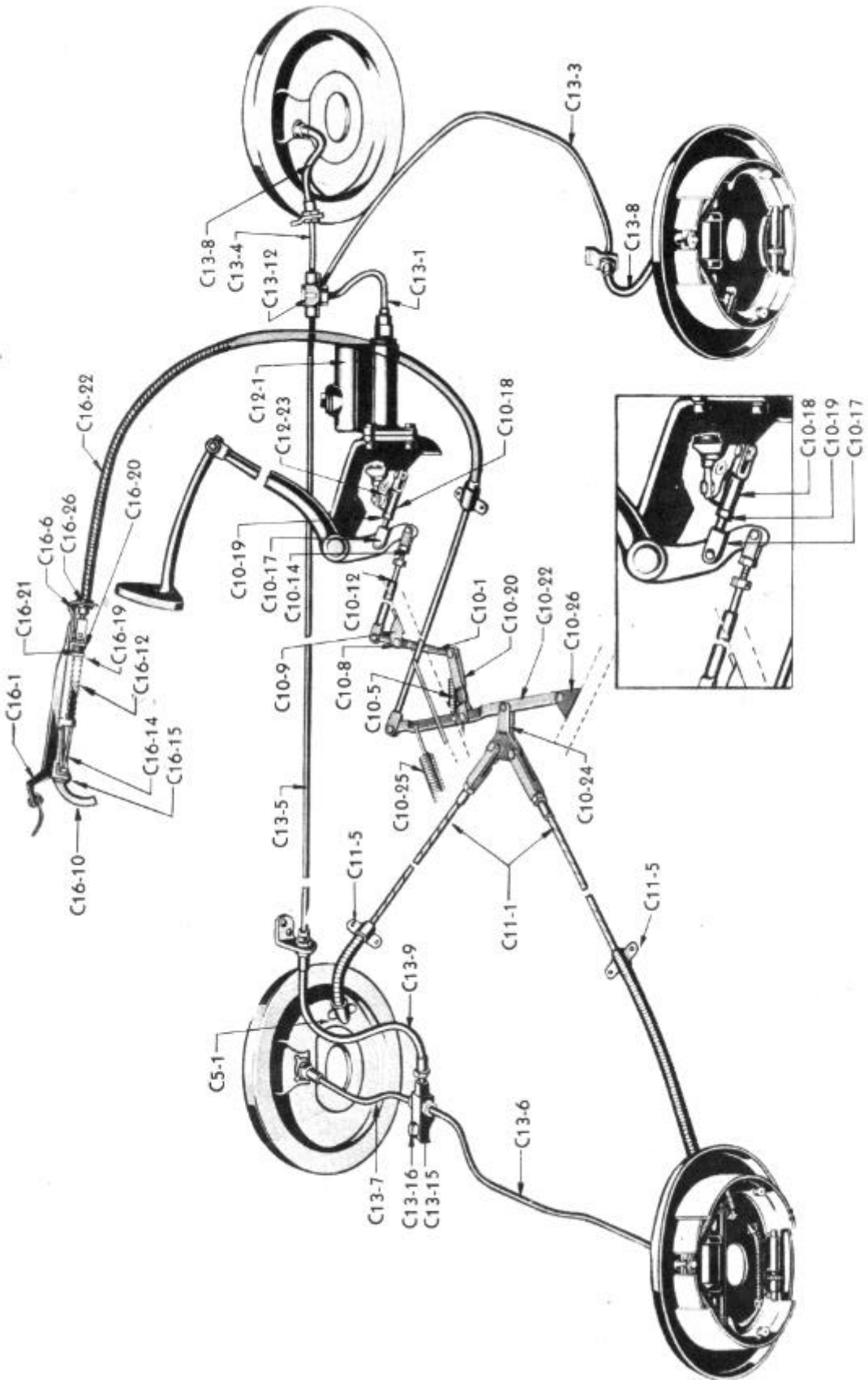
Group & Illus. No.	Plate No.	Part No.	NAME	Per Car	Models
C2-			BRAKE SHOES AND LINING		
		F 163411	Shoes & lining kit-two wheels-std size	10" brakes	2 51,52,171,172
		F 166734	Shoes & lining kit-two wheels-.030 o/s	10" brakes	2 51,52,171,172
		F 163412	Shoes & lining kit-two wheels-std size	11" brakes	2 53,54,58,173,174,178
		F 166735	Shoes & lining kit-two wheels-.030 o/s	11" brakes	2 53,54,58,173,174,178
		F 163413	Lining & rivets kit-two wheels	10" brakes	2 51,52,171,172
		F 163414	Lining & rivets kit-two wheels	11" brakes	2 53,54,58,173,174,178
C5-			BRAKE OPERATING PARTS		
1	8	BX 150995	Cap-conduit abutment		2 All
		BX 45408	Seal-conduit abutment cap	5/16-24x 3/4	2 All
		F 170045	Bolt-conduit abutment cap	5/16	4 All
		BT 70414	Lockwasher-conduit abutment cap bolt		4 All
3	6	F 151026	Spring-primary shoe to anchor pin	10" brake	4 All
3	6	F 151027	Spring-primary shoe to anchor pin	11" brake	4 53,54,58,173,174,178
4	6	F 151026	Spring-secondary shoe to anchor pin	10" brake	4 51,52,171,172
4	6	F 151027	Spring-secondary shoe to anchor pin	11" brake	4 53,54,58,173,174,178
7	6	F 45424	Spring-shoe hold down		8 All
8	6	F 40742	Spring-brake adjusting screw	10" brake	4 51,52,171,172
8	6	F 37985	Spring-brake adjusting screw	11" brake	4 53,54,58,173,174,178
9	6	F 43379	Pin-shoe hold down spring		8 All
10	6	F 37999	Cup-shoe hold down spring		8 All
		F 38000	Cup-shoe hold down spring centralizing		8 All
12	6	F 162591	Pin-brake anchor r		4 All
13	6	F 162599	Plate-brake anchor pin shoe guide		4 All
		BX 151014	Washer-brake anchor pin		4 All
		BX 170006	Lockwasher-brake anchor pin	5/8	4 All
		F 398	Nut-brake anchor pin	5/8-18	4 All
14	6	BX 158927	Link-brake cylinder to shoe	10" brake	8 All
15	6	F 40739	Screw-brake adjusting-star wheel	11" brake	4 51,52,171,172
15	6	F 45447	Screw-brake adjusting-star wheel	10" brake	4 53,54,58,173,174,178
16	6	F 40740	Pivot nut-brake adjusting screw	11" brake	4 51,52,171,172
		F 162568	Pivot nut-brake adjusting screw	10" brake	4 53,54,58,173,174,178
17	6	F 166706	Socket-brake adjusting screw	11" brake	4 51,52,171,172
17	6	F 162569	Socket-brake adjusting screw		4 53,54,58,173,174,178
		F 63974	Cover-adjusting screw		4 All
18	6	BX 162578	Lever and pin assy-brake shoe cable-rear	10" brake	1 51,52,171,172
18	6	BX 162579	Lever and pin assy-brake shoe cable-rear	10" brake	1 51,52,171,172
18	6	BX 162573	Lever-RH-brake shoe cable-rear	11" brake	1 53,54,58,173,174,178
18	6	BX 162574	Lever-LH-brake shoe cable-rear	11" brake	1 53,54,58,173,174,178
19	6	BX 162575	Pin-cable lever to shoe-rear	11" brake	2 53,54,58,173,174,178
		F 170560	Spring washer-cable lever to shoe pin-rear	10" brake	2 51,52,171,172
		BX 154718	Spring washer-cable lever to shoe pin-rear	11" brake	2 53,54,58,173,174,178
		BX 162582	Retainer-cable lever to shoe pin-rear	10" brake	2 51,52,171,172
		F 71237	Nut-cable lever to shoe pin-rear	3/8-24	2 53,54,58,173,174,178
		BZ 71719	Companion nut-cable lever to shoe pin-rear	3/8-24	2 53,54,58,173,174,178
20	6				
20	6	BX 151022	Strut-cable lever-rear	10" brake	2 51,52,171,172
21	6	BX 162576	Strut-cable lever-rear	11" brake	2 53,54,58,173,174,178
21	6	F 151025	Spring-strut to shoe-rear	10" brake	2 51,52,171,173
		F 162577	Spring-strut to shoe-rear	11" brake	2 53,54,58,173,174,178
		F 151021	Spring-strut to cable lever-rear	10" brake	2 51,52,171,172
		BX 70357	Plain washer-strut to lever	10" brake	2 51,52,171,172
C6-			WHEEL CYLINDER		
1	6	F 151031	Wheel cylinder assembly-RH		2 All
		F 151032	Wheel cylinder assembly-LH		2 All
5	7	F 151094	Piston-wheel cylinder		2 All
7	7	F 151095	Cup-piston		2 All

Group & Illus. No.	Plate No.	Part No.	NAME	Per Car	Models
C6-			WHEEL CYLINDER (Cont'd.)		
8	7	F 152063	Spring-piston cup	4	All
9	7	F 151097	Guard-cylinder end	8	All
		F 151098	Screw-cylinder bleeder	4	All
		BZ 70553	Screw-cylinder bleeder plug	4	All
		BO 90	Lockwasher-cyl bleeder plug screw	4	All
		F 151099	Fitting-rear-cyl tube	2	All
		F 151100	Gasket-tube fitting	2	All
		BX 165708	Bolt & lock washer assembly-cyl to backing plate	8	All
		F 158434	Repair parts kit-wheel cylinder-1 wheel	4	All
			Service		
			NOTE - Repair parts kit consists pistons, cups, end guards and gasket, for one wheel.		



Wheel Cylinder  
PLATE 7

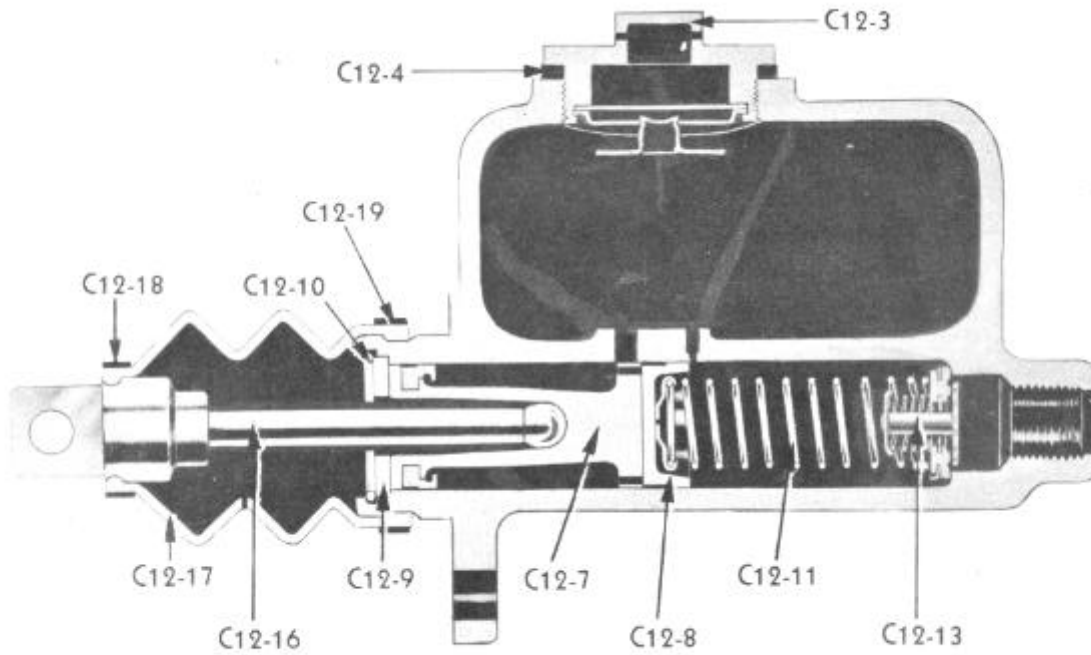
Group & Illus. No.	Plate No.	Part No.	NAME	Per Car	Models
C10-			BRAKE CONTROL RODS & LEVERS		
1	8	BZ 159957	Lever assembly-brake control	1	All
		BZ 159958	Lever assembly-brake control	1	All
		BT 43033	Bushing-brake control lever	2	All
5	8	BZ 160683	Spring-control lever return	1	All
		BZ 30868	Clip-control lever return spring	1	All
8	8	BZ 159962	Pivot pin-control lever	1	All
		BT 70414	Lockwasher-control lever pivot pin	1	All
		BC 12481	Nut-control lever pivot pin	1	All
9	8	BZ 159961	Bracket-control lever pivot pin	1	All
		BM 219	Bolt-control lever pivot pin bracket	3	All exc CvBro-Station
		BZ 908	Bolt-control lever pivot pin bracket	3	CvBro-Station
		BT 70414	Lockwasher-control lever pivot pin bracket bolt	3	All
		BZ 122	Nut-control lever pivot pin bracket bolt	3	All
12	8	BX 162068	Push rod-control lever to pedal	1	All
		BZ 8683	Clevis pin- push rod	1	All
		BZ 157757	Adjustable end & yoke assy-push rod	1	All
		BZ 157758	Adjustable end-push rod	1	All
		BZ 170205	Yoke-adjustable end	1	All
14	8	F 71237	Locknut-adjustable end yoke	1	All
		BZ 3118	Clevis pin-adjustable end	1	All



Brake Control  
PLATE 8

Group & Illus. No.	Plate No.	Part No.	NAME	Per Car	Models
C10-			BRAKE CONTROL RODS & LEVERS (Cont'd.)		
17	8	BZ 162294	Link assembly-pedal to master cylinder	1	All
17	8	BZ 162299	Link-pedal	1	All
18	8	BZ 170533	Clevis-pedal link	1	All
		BZ 8683	Clevis-pin-pedal link	2	All
19	8	BT 71030	Lock nut-pedal link clevis	5/16 x 1-1/32 5/16-24 x 3/16	1 All
20	8	BZ 159963	Play link assembly	1	All
		BX 18251	Clevis pin-play link	5/16 x 3/4	2 All
		BZ 170155	Plain washer-play link clevis pin	1	All
22	8	BZ 159965	Lever-hand brake cable	1	All
		BX 18251	Clevis pin-hand brake cable lever	5/16 x 3/4	1 All
24	8	BX 159966	Toggle assembly-hand brake cable lever	1	All
		BX 18251	Clevis pin-toggle	5/16 x 3/4	1 All
26	8	BZ 159968	Support assembly-cable lever	1	All exc CvBro-Station
26	8	BZ 160383	Support assembly-cable lever	4-2	CvBro-Station
		BZ 908	Bolt-cable lever support	5/16-18 x 7/8	4-2 All
		BT 70414	Lockwasher-cable lever support bolt	5/16	4-2 All
		BZ 122	Nut-cable lever support bolt	5/16-18 x 5/16	1 All
		BZ 159971	Guide plate-cable lever	2	All exc CvBro-Station
		BZ 908	Bolt-cable lever guide plate	5/16-18 x 7/8	2 All exc CvBro-Station
		BT 70414	Lockwasher-cable lever guide plate bolt	5/16	2 All exc CvBro-Station
		BZ 122	Nut-cable lever guide plate bolt	5/16-18 x 5/16	2 All exc CvBro-Station
C11-			BRAKE CABLES		
1	8	CF 162698	Cable assembly-rear brake	73-5/16 long	2 All exc CabPu-Station
1	8	CF 162699	Cable assembly-rear brake	81-11/16 long	2 CabPu-Station
		BZ 5777	Clevis-brake cable	5/16 x 2-1/4	2 All
		BO 12481	Locknut-brake cable clevis	5/16-24 x 17/64	2 All
		BZ 8683	Clevis pin-brake cable clevis	5/16 x 1-1/32	2 All exc CabPu-Station
		BZ 152598	Bracket-RH-brake cable mounting	On frame	1 All exc CabPu-Station
		BZ 152599	Bracket-LH-brake cable mounting	On frame	1 CabPu-Station
		BZ 152600	Bracket-RH-brake cable mounting	On frame	1 CabPu-Station
		BZ 152601	Bracket-LH-brake cable mounting	On frame	1 All
		BM 219	Bolt-cable mounting bracket	5/16-18 x 3/4	4 All
		BT 70414	Lockwasher-cable mounting bracket bolt	5/16	4 All
		BZ 12115	Nut-cable mounting bracket bolt	5/16-18 x 17/64	4 All
5	8	BZ 150667	Bracket-cable support	2	All exc CvBro-Station
		BM 219	Bolt-cable support bracket	5/16-18 x 3/4	4 All CvBro-Station
		BZ 908	Bolt-cable support bracket	5/16-18 x 7/8	4 All
		BT 70414	Lockwasher-cable support bracket bolt	5/16	4 All
		BZ 12115	Nut-cable support bracket bolt	5/16-18 x 17/64	4 All
		BZ 158863	Bracket-cable clip	On rear spring	2 All
		BZ 71554	Clip-cable	On rear spring	2 All
		BZ 908	Bolt-cable clip	5/16-18 x 7/8	2 All exc CabPu-Station
		BT 71410	Bolt-cable clip	5/16-24 x 5/8	2 CabPu-Station
		BT 70414	Lockwasher-cable clip bolt	5/16	2 All
		BZ 12115	Nut-cable clip bolt	5/16-18 x 17/64	2 All
C12-			MASTER CYLINDER		
1	8	F 166276	Master cylinder assembly	1	All
3	9	F 160234	Filler cap assembly-master cylinder	1	All
4	9	F 160237	Gasket-filler cap	1	All
7	9	F 151070	Piston assembly-master cylinder	1	All
8	9	F 151073	Primary cup-piston	1	All
9	9	F 151077	Stop plate-piston	1	All
10	9	F 151078	Lock wire-stop plate	1	All
11	9	F 162967	Spring assembly-piston	1	All
13	9	F 162969	Check valve assembly	1	All

Group & Illus. No.	Plate No.	Part No.	NAME	Per Car	Models
--------------------	-----------	----------	------	---------	--------

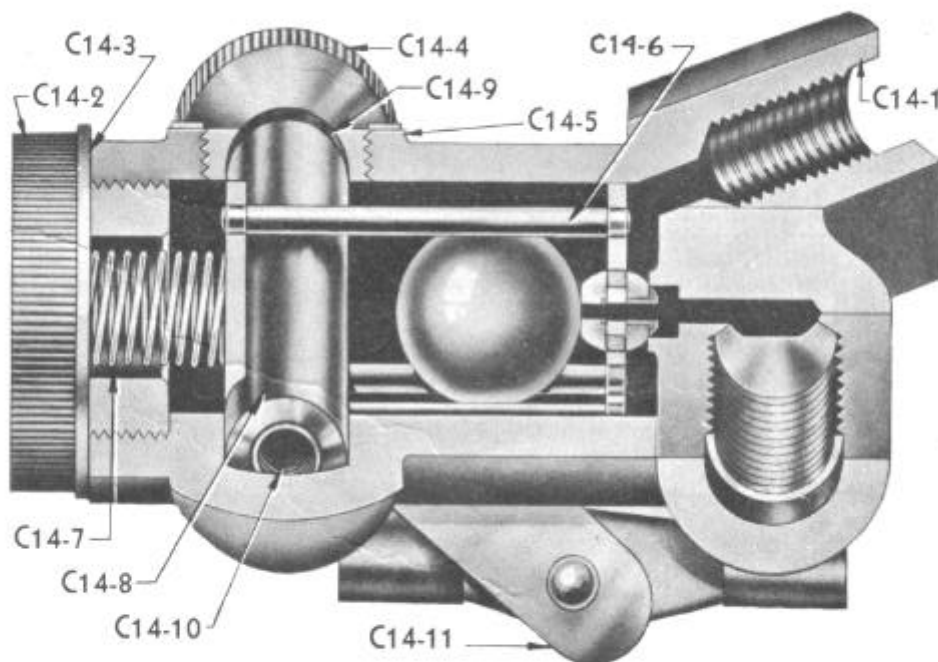


Master Cylinder  
PLATE 9

Group & Illus. No.	Plate No.	Part No.	NAME	Per Car	Models
C12-			MASTER CYLINDER (Cont'd.)		
16	9	F 151086	Push rod assembly-piston	1	All
17	9	F 151089	Guard-rubber-push rod	1	All
18	9	F 151090	Strap-small-guard	1	All
19	9	F 151091	Strap-large-guard	1	All
		BO 71036	Bolt-master cyl to bracket	3/8-16 x 1-1/4	2 All
		BZ 71607	Bolt-master cyl to bracket	3/8-16 x 7/8	1 All
		BT 73	Lockwasher-master cyl to bracket bolt		3 All
		BM 110	Nut-master cyl to bracket bolt	3/8-16 x 3/8	2 All
23	8	F 162166	Operating lever assembly		1 All
		F 150533	Bushing-operating lever		1 All
		F 150534	Pivot pin-operating lever		1 All
		BT 71256	Clevis pin-operating lever	5/16 x 1-1/16	1 All
		BZ 156114	Outlet fitting-master cylinder	Brass	1 All
		BZ 156097	Gasket-outlet fitting	Copper	1 All
		F 163610	Repair parts kit-master cyl	Service	1 All
	8		NOTE - Repair parts kit consists of one each piston, piston cup, check valve and outlet fitting gasket.		
C13-			BRAKE TUBES AND FITTINGS		
1	8	BZ 165014	Tube assembly-master cylinder to frame tee	LHD	1 All
	8	BZ 160570	Tube assembly-master cylinder to frame tee	RHD	1 All
	8	BZ 160870	Tube assembly-hill hold to frame tee	LHD	1 All
		BM 170129	Nut-tube	5/16 tube	2 All
3	8	BZ 160128	Tube assembly-frame tee to right front hose		1 All
4	8	BZ 160130	Tube assembly-frame tee to left front hose		1 All
5	8	BZ 162843	Tube assembly-frame tee to rear axle hose		1 All exc CabPu-Station



Group & Illus. No.	Plate No.	Part No.	NAME	Per Car	Models
C13-			BRAKE TUBES AND FITTINGS (Cont'd.)		
5	8	BZ 162844	Tube assembly-frame tee to rear axle hose	1	CabPu-Station
6	8	BZ 164228	Tube assembly-rear axle tee to right rear wheel	1	All
7	8	BZ 164229	Tube assembly-rear axle tee to left rear wheel	1	All
		BM 71622	Nut-tube 1/4" tube	AR	All
		BZ 18197	Clip-master cyl to frame tee tube RHD	1	All
		BZ 160146	Clip-frame tee to right & left front hose tube	2	All
		BZ 170064	Clip-frame tee to rear axle tube	4	All
		BZ 151425	Clip-axle tee to right rear wheel Off set	1	All
		BZ 41030	Clip-axle tee to right rear wheel Plain	1	All
		BO 170041	Screw-frame tee to front tube clip	2	All
		BO 170041	Screw-master cyl to frame tee tube clip RHD	1	All
		BZ 7753	Screw-rear axle tube clip 10-32 x 1/2	2	All
		BO 170395	Lockwasher-axle tube clip screw 3/16	2	All
8	8	F 166740	Hose assembly-front	2	All
9	8	F 166279	Hose assembly-rear	2	All
		F 151100	Gasket-front hose	2	All
		BX 18093	Nut-tube to rear axle tee hose 5/8-18 x 3/8	1	All
		BO 71068	Lockwasher-rear hose 5/8	1	All
		BZ 150666	Retainer-front hose to frame	2	All
12	8	BZ 156140	Tee-tube-on frame side member	1	All
		BZ 70633	Bolt-front tee to frame 5/16-18 x 3/4	1	All
		BZ 71153	Lockwasher-front tee to frame bolt 5/16	1	All
		BO 170668	Nut-tee to frame bolt 5/16-18 x 17/64	1	All
15	8	BZ 151102	Tee-tube-rear axle Brass	1	All
		BZ 70867	Lockwasher-rear axle tee 7/16	1	All
16	8	BZ 160349	Bolt and vent assy-rear axle tee 7/16-20 x 1-11/16	1	All
		SP 166177	Brake fluid-12 oz can Hudson #21	AR	All
		SP 151967	Brake fluid-quart Hudson #21	AR	All
		SP 151968	Brake fluid-gallon Hudson #21	AR	All



Hydraulic Hill Hold  
PLATE 10

Group & Illus. No.	Plate No.	Part No.	NAME	Per Car	Models
C14-			HYDRAULIC HILL HOLD Service Accessory for LHD cars		
		HA 163851	Hill hold kit complete	LHD 1	All
		BZ 156114	Outlet fitting	1	All
		BZ 156097	Gasket-outlet fitting	Copper 1	All
1	10	BZ 161723	Valve body	1	All
2	10	BZ 154723	Plug-ball cage chamber	1	All
3	10	BZ 154724	Gasket-ball cage chamber plug	1	All
4	10	BZ 154725	Plug-camshaft chamber	1	All
5	10	BZ 154726	Gasket-camshaft chamber plug	1	All
6	10	BZ 154730	Ball & cage assy	1	All
7	10	BZ 154731	Spring-ball & cage	1	All
8	10	BZ 163857	Camshaft	1	All
9	10	BZ 154733	Washer-camshaft sealing	1	All
10	10	BZ 154734	Spring-camshaft	1	All
11	10	BZ 163853	Valve lever & rod guide assy-hill hold	1	All
		BZ 154728	Screw-valve lever clamp	1	All
		BZ 160245	Rod-spring end-hill hold	1	All
		BZ 160246	Spring-for hill hold rod	1	All
		BZ 160252	Connector-hill hold rod	1	All
		BM 71638	Washer-rod to clutch pedal bracket	1	All
		BO 71073	Locknut-rod connector	10-32 x 1/8 1	All
		BO 71443	Locknut-rod connector	1/4-28 x 7/32 1	All
		BZ 163856	Rod-hill hold	1	All
		BZ 163854	Bracket-clutch pedal	1	All
		BZ 163855	U bolt-clutch pedal bracket	1	All
		BZ 90	Lockwasher-clutch pedal bracket U bolt	#10 2	All
		BO 71073	Nut-clutch pedal bracket U bolt	10-32 x 1/8 2	All
		BZ 160255	Fitting-hill hold to master cylinder	1	All
		BZ 154447	Bolt-fitting	1	All
		BZ 151067	Gasket-small-fitting bolt	1	All
		BZ 151069	Gasket-large-fitting bolt	1	All
C16-			HAND BRAKE		
1	8	BZ 150654	Mounting bracket-hand brake	1	All
		BZ 70692	Bolt-bracket to inst panel & support	5/16-18 x 3/4 4	All
		BT 70414	Lockwasher-bracket to inst panel bolt	5/16 4	All
		BO 771	Plainwasher-bracket to inst panel bolt	4	All
		BZ 122	Nut-bracket to inst panel bolt	5/16-18 x 5/16 4	All
6	8	BZ 155225	Support-mounting bracket	1	All
		BO 71631	Bolt-support to dash	1/4-20 x 1/2 2	All
		BZ 1549	Lockwasher-support to dash bolt	1/4 2	All
		BZ 70874	Nut-support to dash bolt	1/4-20 x 1/4 2	All
		BZ 156886	Grip & ratchet rod assy-painted	LHD 1	51,53,58,171,173,178
		BZ 158690	Grip & ratchet rod assy-painted	RHD 1	51,53,58,171,173,178
		BZ 150651	Grip & ratchet rod assy-plated	LHD 1	52,54,172,174
		BZ 158691	Grip & ratchet rod assy-plated	RHD 1	52,54,172,174
10	8	BZ 156887	Grip-hand brake-painted	1	51,53,58,171,173,178
10	8	BZ 150652	Grip-hand brake-plated	1	52,54,172,174
		BT 71653	Straight pin-grip	3/16 x 1 1	All
12	8	BZ 150657	Ratchet rod	1	All
		BZ 8683	Clevis pin-ratchet rod	5/16 x 1-1/32 1	All
14	8	BZ 160084	Lock spring-ratchet rod	2	All
		BZ 6440	Spacer-ratchet rod lock spring	21/64 x 5/8 x 1/8 4	All
15	8	BZ 150659	Housing-ratchet rod	1	All
		BX 3820	Bolt-housing to mounting bracket	5/16-18 x 1/2 1	All
		BO 70752	Bolt-housing to mounting bracket	5/16-18 x 1-1/2 2	All
		BT 70414	Lockwasher-housing to mounting bracket bolt	5/16 3	All
		BZ 122	Nut-housing to mounting bracket bolt	5/16-18 x 5/16 2	All


## BRAKES

1946-1947

C

Group & Illus. No.	Plate No.	Part No.	NAME	Per Car	Models
C16-			HAND BRAKE (Cont'd.)		
19	8	BZ 150660	Stabilizer-inner-ratchet rod	1	All
20	8	BZ 150661	Stabilizer-outer-ratchet rod	1	All
		BZ 158692	Stabilizer-outer-ratchet rod	1	All
21	8	BZ 150662	Spring-stabilizer	1	All
		BZ 158693	Spring-stabilizer	1	All
22	8	CF 162169	Cable assy-hand brake	1	All
		BZ 5777	Clevis-hand brake cable	1	All
		BO 12481	Locknut-clevis	1	All
		BZ 8683	Clevis pin-cable	1	All
26	8	BZ 150666	Retainer-cable to dash	1	All
		BZ 150667	Bracket-cable support	1	All
		BZ 908	Bolt-support bracket	2	All
		BT 70414	Lockwasher-support bracket bolt	2	All
		BZ 122	Nut-support bracket bolt	2	All
		BZ 71554	Clip-cable to steering gear	1	All
		BO 170403	Nut-clip	1	All

Group & Illus. No.	Plate No.	Part No.	NAME	Per Car	Models
--------------------	-----------	----------	------	---------	--------



Pedals  
PLATE II

Group & Illus. No.	Plate No.	Part No.	NAME	Per Car	Models
D1-			PEDAL BRACKET		
1	11	BZ 162391	Bracket assembly-pedal	LHD	1 All
2	11	BZ 152794	Bushing-pedal bracket	LHD	1 All
3		BZ 162393	Bracket-pedal	RHD	1 All
	11	BZ 45353	Grease fitting-pedal bracket	Straight-LHD	1 All
		BT 1308	Bolt-pedal bracket	3/8-16 x 1-1/8	3 All
		BT 73	Lockwasher-pedal bracket bolt		3 All
		BO 12371	Plain washer-pedal bracket bolt		3 All
		BM 110	Nut-pedal bracket bolt		3 All
D2-			CLUTCH PEDAL		
1	11	BZ 162811	Pedal assembly-clutch	LHD	1 All
		BZ 156691	Pedal assembly-clutch	RHD	1 All
2	11	BZ 161970	Lever assembly-clutch pedal	LHD	1 All
		BZ 156695	Lever assembly-clutch pedal	RHD	1 All
		BZ 152794	Bushing-lever	RHD	2 All
		BZ 2354	Taper pin-lever to shaft	No. 5 x 1-3/8 -LHD	1 All

Group & Illus. No.	Plate No.	Part No.	NAME	Per Car	Models
D2-			CLUTCH PEDAL (Cont'd.)		
		BZ 166317	Assisting spring-clutch pedal-9" clutch	LHD 1	51,52,171,172
		BZ 166317	Assisting spring-clutch pedal-10" clutch	LHD 1	53,54,173,174 All
		BZ 158912	Pin-lever assisting spring	LHD 1	All
5	11	BZ 152959	Spring-lever return	1	All
6	11	BZ 30868	Clip-lever return spring	2	All
D3-			BRAKE PEDAL		
1	11	BZ 156689	Pedal assembly-brake	1	All
2	11	BZ 162385	Lever assembly-brake pedal	LHD 1	All
		BZ 162386	Lever assembly-brake pedal	RHD 1	All
		BZ 152794	Bushing-lever	2	All
		BZ 152799	Spring-lever return	1	All
		BZ 30868	Clip-lever return spring	1	All
D4-			PEDAL MISCELLANEOUS PARTS		
		BZ 164346	Shaft assembly-pedal lever	LHD 1	All
		BZ 152954	Shaft-pedal lever	RHD 1	All
2	11	BM 232	Nut-pedal lever	7/16-20 x 3/8 2	All
		BT 170391	Lockwasher-pedal lever nut	7/ 16 2	All
4	11	BZ 165819	Cover-pedal pad	Black 2	All
		BZ 44978	Bumper-rubber-pedal toe plate	2	All
		BZ 43528	Washer-pedal toe plate bumper	2	All
		BZ 44998	Spring-pedal toe plate bumper	2	All
		BZ 2354	Taper pin-pedal lever shaft to bracket	No. 5 x 1-3/8-RHD 1	All
		BO 18227	Washer-pedal lever shaft	3/4-RHD 2	All

Group & Illus. No.	Plate No.	Part No.	NAME	Per Car	Models
			WHEEL AND TIRE USAGE		
			Wheel Size                  Tire Sizes		
			16 x 4.50    16 x 6.00 or 6.50 - Pass                  Standard -		51,53,171,173 & Station Wagon
			16 x 4.50    16 x 6.00 or 6.50 - Pass                  Optional -		52-54-172-174 Export
			15 x 5.00    15 x 6.50 or 7.00 - Pass                  Standard -		52,54,172,174
			15 x 5.00    15 x 6.50 or 7.00 - Pass                  Optional -		51,53,171,173 & Station Wagon
			16 x 4.50    16 x 6.00 or 6.50 - Pass or truck air wheels                  Standard -		58,178
			WHEEL ASSEMBLY		
E1-		CF 162831	Wheel assembly-16 x 4.50                  Standard	5	51,53,171,173,Station
		CF 165799	Wheel assembly-15 X 5.00                  Standard	5	52,54,172,174
		CF 166488	Wheel assembly-16 x 4.50                  Standard	5	58,178
		CF 165799	Wheel assembly-15 x 5.00                  Optional	5	51,53,171,173,Station
			NOTE - A few 1946 models 52 and 54 were equipped with 16 x 6.50 tires instead of the 15 x 6.50 tires which were on these models. These ears used the CF 162831 wheel assembly and CF 164537 hub cap.		
E2			HUB CAPS AND TRIM RINGS		
	1	2	F 165612    Hub cap-small - 16" wheel                  Standard	4	51,53,58,171,173,178
			CF 164537    Hub cap-large - 16" wheel                  Optional	4	51,53,58,171,173,178
			CF 165801    Hub cap-large - 15" wheel                  Standard	4	52,54,172,174.4
			CF 165801    Hub cap-large - 15" wheel                  Optional	4	51,53,58,171,173,178
			HA 164539    Hub cap kit-consists of 4-164537                  16" wheel	4	51,53,58,171,173,178
			HA 165953    Hub cap kit-consists of 4-165801                  15" wheel	4	51,53,171,173,Station
	2	2	BZ 153173    Clip-hub cap    On wheel	25	All
	2	2	BZ 166485    Clip-hub cap    On wheel	25	58,178
			BZ 9152        Rinet-hub cap clip                                  3/16 x 5/16	25	All
	3	2	BZ 40558     Dust cap-inner-front wheels	2	All
			C 156273     Trim ring-16" wheel                                  Optional	5	51,53,171,173. ,Station
			C 165802     Trim ring-15" wheel                                  Optional	5	All with 15" wheels
			HA 164799     Trim ring kit-consists of 5-156273                  Service	1	51,53,171,173,Station
			HA 165952     Trim ring kit-consists of 5-165802                  Service	1	All with 15" wheels
			HUBS AND DRUMS		
			C 166295     Hub complete-front-includes brake drum & bearing cups	2	51,52,171,172
			C 166296     Hub complete-front-includes brake drum & bearing cups	2	53,54,58,173,174,178
			C 166297     Hub complete-rear-includes brake drum                  10" brakes	2	51,52,171,172
			C 162686     Hub complete-rear-includes brake drum                  11" brakes	2	53,54,58,173,174,178
	2	2	BX 162478     Dust shield-brake drum                                  10" brakes	2	51,52,171,172
	2	2	BX 162479     Dust shield-brake drum                                  11" brakes	2	53,54,58,173,174,178
			BX 35571     Rivet-brake drum	16	All
			BX 162480     Rivet-brake drum pilot	4	All
			BZ 162481     Cover-brake drum inspection hole	4	All
	5	2	BZ 42964     Bolt-wheel hub	20	All

Group & Illus. No.	Plate No.	Part No.	NAME	Per Car	Models
E4-			FRONT WHEEL BEARINGS		
			NOTE - See Group B7 for rear wheel bearings.		
		F 170077	Cone-front wheel inner bearing	#15118	2 All
		F 71215	Cup-front wheel inner bearing	#15250	2 All
		F 71211	Cone-front wheel outer bearing	#09078	2 All
		F 712	Cup-front wheel outer bearing	#09195	2 All
E6-			SPARE WHEEL CARRIER-REAR OUTSIDE		
		C 142630	Strap & wheel retainer assy-spare wheel carrier		1 CabPu
		C 142632	Spacer-frame rear cross member to tire	Wood	1 CabPu
		BZ 142631	Tie rod-carrier strap		1 CabPu
		BZ 170418	Pivot bolt-carrier strap	1/2-13 x 5	1 CabPu
		BO 60	Lockwasher-carrier strap pivot bolt	1/2	1 CabPu
		BZ 71590	Nut-carrier strap pivot bolt	1/2-13 x 7/16	2 CabPu
		BO 60	Lockwasher-carrier strap tie rod	1/2	1 CabPu
		BZ 71590	Nut-carrier strap tie rod	1/2-13 x 7/16	3 CabPu
		BO 170641	bolt-spacer block to rear crossmember	1/4-20 x 1-1/2	2 CabPu
		BZ 70673	Lockwasher-spacer block to rear crossmember bolt	1/4	2 CabPu
		BZ 70874	Nut-spacer block to rear crossmember bolt	1/4-20 x 1/1	2 CabPu
E7-			SPARE WHEEL CARRIER-REAR ENCLOSED		
			NOTE - For spare tire well see Group JJ5-		
		BZ 134330	Bracket-spare wheel carrier clamp		1 Bro, Sed, Coupes, CvBro
		BZ 124754	Plate-spare wheel carrier clamp		1 Bro, Sed, Coupes, CvBro
		BO 134335	bolt-spare wheel carrier clamp	For 7" tires	1 Bro, Sed, Coupes, CvBro
		BO 147754	bolt-spare wheel carrier clamp	Exc. 7" tires	1 Bro, Sed, Coupes, CvBro
E10-			SPARE WHEEL COVER & Lock		
		C 200981	Ring-spare tire cover		1 178 Station
		C 200982	Plate-spare tire cover-side		1 178 Station
		BZ 206585	Lock & cylinder assy-spare tire		1 178 Station
		BZ 206584	Lock cylinder & keys assy-spare tire		2 178 Station
		BZ 206582	Jet-lock cylinder		178 Station

1946-1947 REAR SPRING CHART

Springs shown, below-except 159693-use fabric covers.  
Covers are not part of spring assembly.

REAR SPRING ASSEMBLY	REBOUND LEAF	MAIN LEAF	LEAF No. 2	LEAF No. 3	LEAF No. 4	CENTER BOLT	REBOUND CLIP NO. 1	RE-BOUND CLIP NO. 2	RE-BOUND CLIP NO. 3	RE-BOUND CLIP NO. 4	EXTRA LEAF KIT	NUMBER OF LEAVES	SPRING LENGTH	LOAD	RATE
159693		161100	161101	161102	161103	161196	48320	161395	161363	48320		12	60"	1430	355
164023	165080	163668	163672	165088	165089	151886	46212	46215	46213	161191	165163	8	60"	675	110
164024	165080	163668	163672	165088	165089	151886	46212	46215	46213	161191	165163	8	60"	725	110
164029	165081	163668	163672	165094	165095	151886	163731	46215	161171	161191		7	60"	610	125
164030	165082	161076	161077	165100	165101	151886	163731	161195	43638	163731		7	60"	660	125
164031	165083	161076	161077	165100	165106	151886	160373	161195	43638	163731		7	60"	735	125
164032	165082	161076	161077	165100	165101	151886	163731	161195	43638	163731		7	60"	820	125
165075	165084	163883	163884	165108	165109	46203	40892	161182	48321	163731		8	60"	950	175

NOTE - Number of leaves shown is exclusive of rebound leaf.  
Rebound clips shown are bolt type for service replacement.

SPRING AND METAL COVER ASSEMBLIES  
Springs shown below have metal covers.

165932	166092	163668	163672	165088	166097	151886						8	60"	675	110
165934	166092	163668	163672	165088	166097	151886						8	60"	725	110
165942	165081	163668	163672	165094	165095	151886						7	60"	610	125
165944	165081	163668	163672	165094	165095	151886						7	60"	660	125
165946	165081	163668	163672	165094	165095	151886						7	60"	735	125
165948	165081	163668	163672	165094	165095	151886						7	60"	820	125
165950	165084	163883	163884	165108	165109	46203						8	60"	950	175

Following spring does not use cover, but has liners between the leaves.

166371	166507	163668	166508	166510	166512	163658	166526	166527	166529	166531		7	60"	725	110
--------	--------	--------	--------	--------	--------	--------	--------	--------	--------	--------	--	---	-----	-----	-----

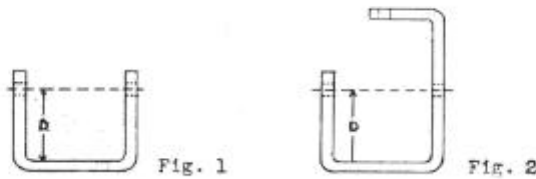
NOTE - Number of leaves shown is exclusive of rebound leaf



Group & Illus. No.	Plate No.	Part No.	NAME	Per Car	Models
F1-			SPRING ASSEMBLIES		
1	1	C 162530	Coil spring-front-standard Load 1396-Rate 253	2	51,52,171,172,Station
1	1	C 160512	Coil spring-front-optional Load 1630-Rate 326	2	51,52,171,172,Station
1	1	C 160512	Coil spring-front-standard Load 1630-Rate 326	2	58-178 Cab-CabPu
1	1	C 162532	Coil spring-front Load 1630-Rate 290	2	53,54,173,174
		BZ 160042	Silencer-front spring Rubber	2	All
		BZ 160043	Shim-steel-front spring .120	AR	1946 All
<p>The following 1st type rear spring assemblies, except 159693, use the fabric type spring covers which are not part of spring assemblies. They are interchangeable in pairs with the corresponding spring and cover assemblies shown below.</p>					
		F 164023	Rear spring assembly-standard Load 675-Rate 110	2	Bro-3Cpe
		F 164024	Rear spring assembly-standard Load 725-Rate 110	2	Sed-ClubCpe-CvBro
		C 164031	Rear spring assembly-optional Load 735-Rate 125	2	Bro
		C 164032	Rear spring assembly-optional Load 820-Rate 125	2	Sed
		C 164029	Rear spring assembly-optional Load 610-Rate 125	2	51-52-171-172 Coupes
		C 164030	Rear spring assembly-optional Load 660-Rate 125	2	53-54-173-174 Coupes
		C 164030	Rear spring assembly-optional Load 660-Rate 125	2	CvBro
		C 165075	Rear spring assembly-standard Load 950-Rate 175	2	178 Station
		C 159693	Rear spring assembly-standard Load 1430-Rate 355	2	Cab-CabPu
<p>The following 2nd type rear spring and cover assemblies are equipped with metal spring covers. They are interchangeable in pairs with the corresponding spring assemblies shown above.</p>					
		F 165932	Rear spring and cover assy-std Load 675-Rate 110	2	Bro-3Cpe
		F 165934	Rear spring and cover assy-std Load 725-Rate 110	2	Sed-ClubCpe-CvBro
		C 165946	Rear spring and cover assy-opt Load 735-Rate 125	2	Bro
		C 165948	Rear spring and cover assy-opt Load 820-Rate 125	2	Sed
		C 165942	Rear spring and cover assy-opt Load 610-Rate 125	2	51-52-171-172 Coupes
		C 165944	Rear spring and cover assy-opt Load 660-Rate 125	2	53-54-173-174 Coupes
		C 165944	Rear spring and cover assy-opt Load 660-Rate 125	2	CvBro
		C 165950	Rear spring and cover assy-std Load 950-Rate 175	2	Station
<p>The following rear spring assembly 166371 has liner between spring leaves and uses no spring cover. Used in 1947 production interchangeable in pairs with 165934 after car No. 171-92702.</p>					
		F 166371	Rear spring assembly-standard Load 725-Rate 110	2	1947 Sedan after serial92702
		F 165163	Extra leaf kit - for 164023 & 164024 springs	1	All

SPRING REBOUND CLIP CHART

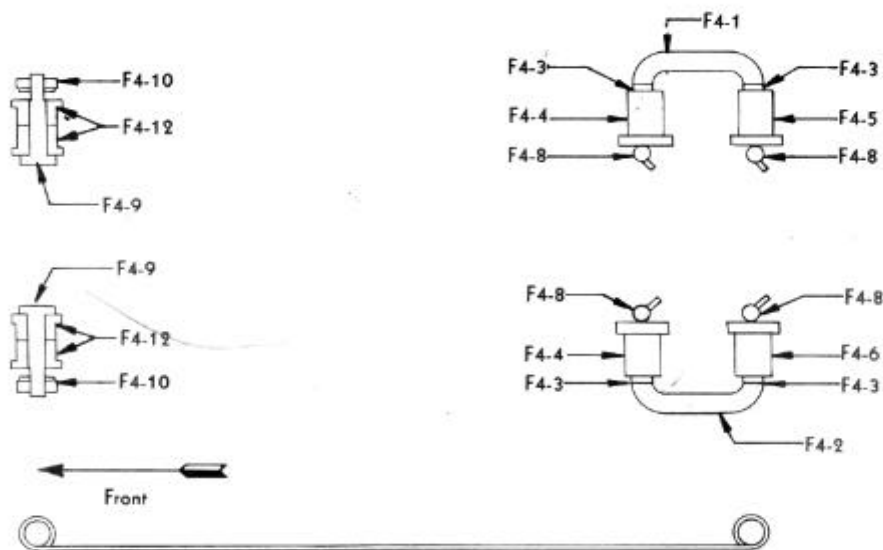
BOLT TYPE CLIP



Clips marked \* are type shown in Fig. 2.

PART NO.	DIMENSION D	PART NO.	DIMENSION D	PART NO.	DIMENSION D
161191	15/16	48320	1-11/16	161195	2- 1/8
163731	1- 3/16	161171	1-28/32	161182	2- 5/32
46212	1- 5/16	46213	1- 3/4	*165115	2-13/16
40892	1- 7/16	43638	1-13/16	165116	2-13/16
160373	1- 1/2	48321	1- 7/8	161363	2- 3/4
165117	1- 1/2	46215	2- 1/16	*161395	3- 3/4

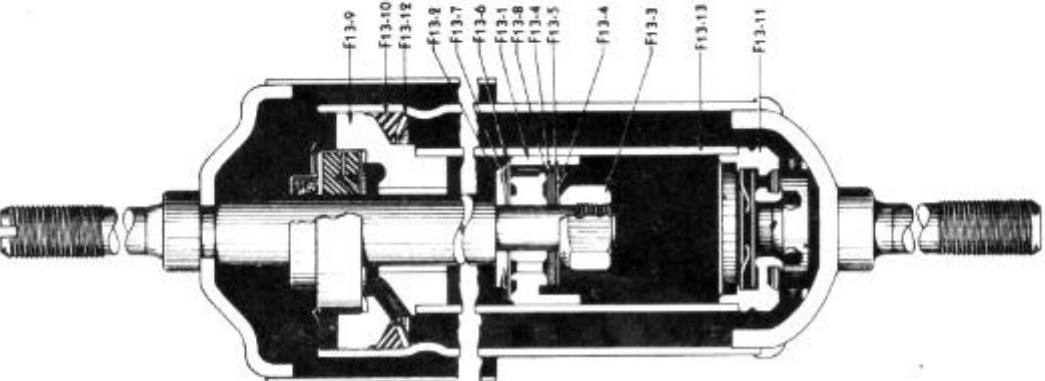
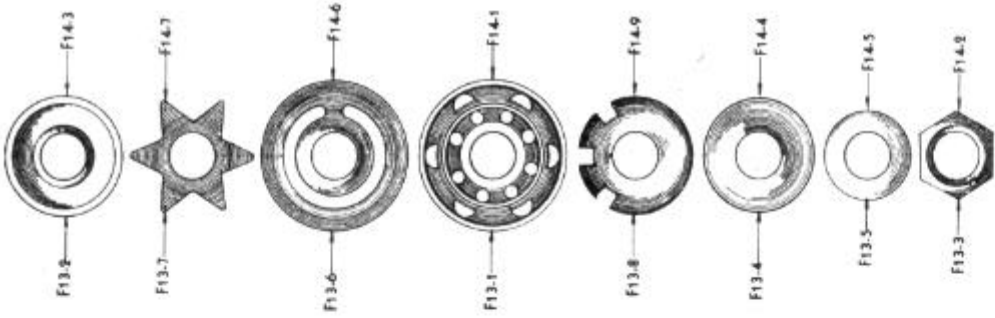
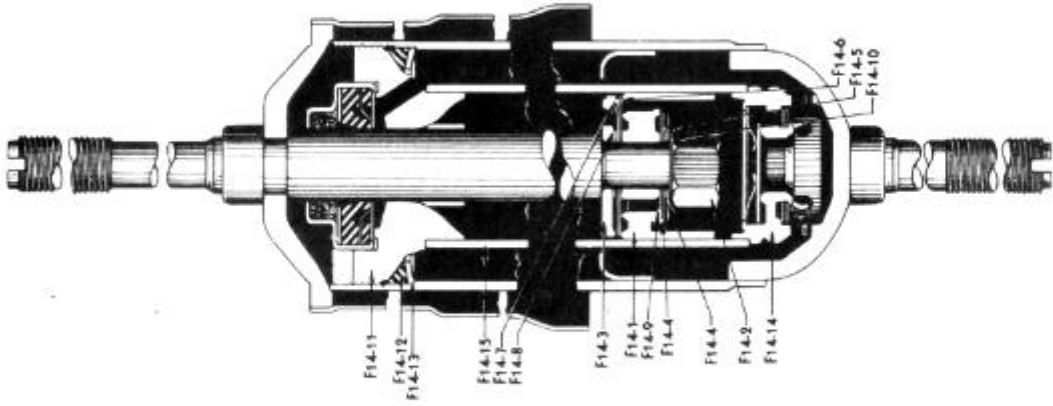
Group & Illus. No.	Plate No.	Part No.	NAME	Per Car	Models
--------------------	-----------	----------	------	---------	--------



Rear Spring Shackle Arrangement  
PLATE 12

Group & Illus. No.	Plate No.	Part No.	NAME	Per Car	Models	
F3-		REAR SPRING REBOUND CLIP PARTS				
		NOTE - For rebound clips see spring chart.				
		BZ 170294	Bolt-rebound clip-except springs with metal covers	AR	All	
		BZ 171010	Bolt-rebound clip-for 166371 spring 5/16-18 x 2-1/4	AR	Sedan	
		BZ 18045	Nut-rebound clip bolt 5/16-18 x 1/2	AR	All	
		BZ 8328	Rivet-rebound clip-for spring 159693 3/8 x 3/4	AR	Cab-CabPu	
		BZ 71557	Rivet-rebound clip-for springs 164023-24-30-32-165975	AR	All	
		BZ 12181	Rivet-rebound clip-for springs 164029-164032	AR	All	
		BZ 171009	Rivet-rebound clip-for Spring 166371 5/16 x 1/2	AR	1947 Sedan	
		BZ 161136	Spacer-front rebound clip bolt 072 thick	AR	All pass cars	
		BZ 161135	Spacer-rear rebound clip bolt .0375 thick	AR	All	
		BZ 166532	Clip-inner-rebound clip-for spring 166371	1	1947 Sedan	
		BZ 158863	Bracket-brake cable clip-exc springs with metal covers	2	All	
		BZ 166533	Bracket-brake cable clip-for spring 166371	2	1947 Sedan	
F4-		REAR SPRING SHACKLES, BUSHINGS AND BOLTS				
	1	12	F 161005	Shackle-RH-rear spring	1	All
	2	12	F 161006	Shackle-LH-rear spring	1	All
	3	12	BZ 160196	Dirt shield-shackle	4	All
	4	12	F 153231	Bushing assembly-RH & LH upper-RH thread Standard	2	All
	5	12	F 153231	Bushing assembly-RH lower-RH thread Standard	1	All
	5	12	F 159180	Bushing assembly-RH thread- .020 oversize Service	AR	All
	6	12	F 153232	Bushing assembly-LH lower-LH thread Standard	1	All
	6	12	F 159181	Bushing assembly-LH thread- .020 oversize Service	AR	All
	8	12	BZ 48571	Plug-for threaded bushing	4	All
	9	12	F 45928	Grease fitting-threaded bushing 67-1/2°	4	All
	9	12	F 166319	Pin-rear spring front mounting	2	All
	10	12	BZ 12426	Nut-front mounting pin 9/16-18 x 31/64	2	All
			BZ 71223	Lockwasher-mounting pin 9/16	2	All

Group & Illus. No.	Plate No.	Part No.	NAME	Per Car	Models
F4-			REAR SPRING SHACKLES, BUSHINGS AND BOLTS (Cont'd.)		
12	12	F 159944	Bushing-mounting pin Rubber	4	All
		F 165762	Shackle & bushing kit-RH-rear spring Service	1	All
		F 165763	Shackle & bushing kit-LH-rear spring Service	1	All
F5-			REAR SPRING CENTER BOLT		
		BZ 151886	Center bolt-rear spring 5/16-24 x 3"	2	All pass cars
		BZ 161196	Center bolt-rear spring 3/8-24 x 4-5/8"	2	Cab-CabPu
		BZ 163658	Center bolt-rear spring 5/16-24 x 3-1/2"	2	1947 Sed (Spring
		BZ 46203	Center bolt-rear spring 5/16-24 x 3-1/4"	2	166371) Station
		BZ 71239	Nut-center bolt 3/8-24	2	Cab-CabPu
		BZ 71221	Nut-center bolt-plain steel spring 5/16-24	2	All exc 58-178
		BZ 170289	Nut-center bolt-grooved steel spring 5/16-24	2	All exc 58-178
F6-			REAR SPRING U BOLT CLIPS		
		BZ 166040	Spring clip 7-1/2" long	4	1946 exc Cab-CabPu
		BZ 166395	Spring clip 8" long	4	1947 exc Cab-CabPu- Station
		BZ 160659	Spring clip 8-1/2" long	4	178 Station
		BZ 160041	Spring clip 9-1/4" long	4	Cab-CabPu
		BX 3433	Nut-spring clip 1/4-20 x 7/16	16	All
		BZ 164226	Plate-spring clip-RH Shock absorber mounting	1	All exc Cab-CabPu
		BZ 164227	Plate-spring clip-LH Shock absorber mounting	1	All exc Cab-CabPu
		BZ 45302	Cushion-spring clip plate Rubber	4	All exc Cab-CabPu
		BZ 45303	Retainer-clip plate cushion	4	All exc Cab-CabPu
F8-			REAR SPRING COVERS-FABRIC TYPE For 1st type springs		
		BZ 160950	Cover assembly-RH front-rear spring		All exc Cab-CabPu
		BZ 160951	Cover assembly-LH front-rear spring		All exc Cab-CabPu
		BZ 160952	Cover assembly-RH rear-rear spring		All exc Cab-CabPu
		BZ 160953	Cover assembly-LH rear-rear spring		All exc Cab-CabPu
		BZ 159992	Cover assembly-RH front-rear spring		All exc Cab-CabPu
		BZ 159993	Cover assembly-LH front-rear spring		All exc Cab-CabPu
		BZ 159994	Cover assembly-RH rear-rear spring		All exc Cab-CabPu
		BZ 159995	Cover assembly-LH rear-rear spring		All exc Cab-CabPu
			REAR SPRING COVERS-METAL TYPE Part of 2nd type spring and cover assemblies.		
		BZ 166034	Cover set-front half-rear spring Standard spring	2	All exc Cab-CabPu
		BZ 166031	Cover set-rear half-rear spring Standard spring	2	All exc Cab-CabPu
		BZ 166033	Cover set-front half-rear spring High rate spring	2	All exc Cab-CabPu
		BZ 166032	Cover set-rear half-rear spring High rate spring	2	All exc Cab-CabPu
F10-			REAR SPRING STABILIZER		
		C 164442	Bar assembly-stabilizer	1	All exc Cab-CabPu
		BZ 160169	Cushion-stabilizer bar Rubber	4	All exc Cab-CabPu
		BZ 160170	Washer-stabilizer bar cushion	4	All exc Cab-CabPu
		BZ 160171	Spacer-stabilizer bar cushion Tube	2	All exc Cab-CabPu
		BX 3433	Nut-stabilizer bar-frame & axle 1/4-20 x 7/16	3	All exc Cab-CabPu
		BZ 170366	Companion nut-stabilizer bar-frame & axle 1/4-20	3	All exc Cab-CabPu
		BZ 170378	Grommet-stabilizer bar locator-frame bracket Rubber	1	All exc Cab-CabPu
		BZ 165749	Bracket-stabilizer bar-on frame	1	All exc Cab-CabPu
		BZ 166081	Bracket-stabilizer bar-on axle	1	All exc Cab-CabPu



Shock Absorber-Delco

Shock Absorber-Monroe

Group & Illus. No.	Plate No.	Part No.	NAME	Per Car	Models
F11-			SHOCK ABSORBERS AND ATTACHING PARTS		
			NOTE - Light control shock absorbers are standard on 1946-1947 passenger cars. Heavy control shock absorbers are standard for front springs on Cab-CabPu, and are optional with high rate springs on passenger cars.		
			166572, 166573, 166574 and 166575 shock absorbers are of the permanently sealed type on which no inside details are serviced. They are interchangeable with 165750, 165751, 165754 and 165755 respectively.		
		F 165754	Shock absorber assembly-front	Monroe 2	51 Except Coupes
		F 165750	Shock absorber assembly-front	Monroe 2	51 Coupes
		F 166574	Shock absorber assembly-front	Monroe 2	171 Except Coupes
		F 166572	Shock absorber assembly-front	Monroe 2	171 Coupes
		F 165875	Shock absorber assembly-front	Delco 2	52-53-54-172-173-174 exc Coupes
		F 165873	Shock absorber assembly-front	Delco 2	52-53-54-172-173-174 Coupes
		F 165874	Shock absorber assembly-front	Delco 2	All pass cars (Optional)
		F 165874	Shock absorber assembly-front	Delco 2	Cab-CabPu
		F 301965	Shock absorber assembly-front-Delco-Extra heavy duty	2	All
		F 165755	Shock absorber assembly-rear	Monroe 2	51 Except Coupes
		F 165751	Shock absorber assembly-rear	Monroe 2	51 Coupes
		F 166575	Shock absorber assembly-rear	Monroe 2	171 Except Coupes
		F 166573	Shock absorber assembly-rear	Monroe 2	171 Coupes
		F 165871	Shock absorber assembly-rear	Delco 2	52-53-54-172-173-174 exc Coupes
		F 165870	Shock absorber assembly-rear	Delco 2	52-53-54-172-173-174 Coupes
		F 165871	Shock absorber assembly-rear	Delco 2	All except Cab-CabPu
		F 165871	Shock absorber assembly-rear	Delco 2	178 Station
		F 301966	Shock absorber assembly-rear-Delco-Extra heavy duty	2	All
		BZ 163570	Shock absorber kit-rear	Service 1	Cab-CabPu
		BZ 301770	Shock absorber assembly-rear	Service 2	Cab-CabPu
		BZ 159774	Anchor plate assembly-front shock absorber	2	All
		BM 219	Bolt-anchor plate 5/16-18 x 3/4	4	All
		BT 70414	Lockwasher-anchor plate bolt 5/16	4	All
		BO 170243	Plain washer-anchor plate bolt 11/32 x 3/4 x 3/32	4	All
10	1	F 157938	Cushion-front shock absorber	8	All
11	1	ZF 46718	Retainer-front shock absorber cushion	8	All
		ZF 47605	Cup washer-front shock absorber cushion	2	All
13	1	ZF 46720	Nut-front shock absorber cushion 3/8-24 x 21/64	4	All
		MF 170105	Companion nut-front shock absorber cushion	4	All
		F 47278	Grommet-rear shock absorber	8	All
		BZ 152948	Bolt-rear shock absorber upper bracket	2	All
		BO 60	Lockwasher-rear shock absorber upper bracket bolt	2	All
		BX 3433	Nut-rear shock absorber upper bracket bolt 1/2-20	2	All
		BZ 160113	Stud-lower-rear shock absorber On spring clip plate	2	All
		BZ 170352	Nut-lower stud to clip plate 1/2-20	2	All
		BM 170343	Nut-lower stud inner end 7/16-20	2	All
		BZ 613	Washer-inner-lower stud 41/64 x 1-1/4 x 1/8	2	All
		BO 71356	Washer-outer-lower stud 15/32 x 1-1/4 x 1/8	2	All
		SP 151964	Fluid-shock absorber	Quart AR	All
		SP 151965	Fluid-shock absorber	Gallon AR	All
		SP 151966	Fluid-shock absorber	5 Gallons AR	All
F13-			SHOCK ABSORBER PARTS-MONROE		
			NOTE - Shock absorbers 166572-73-74 & 75 are the permanently sealed type and inside parts are not supplied.		

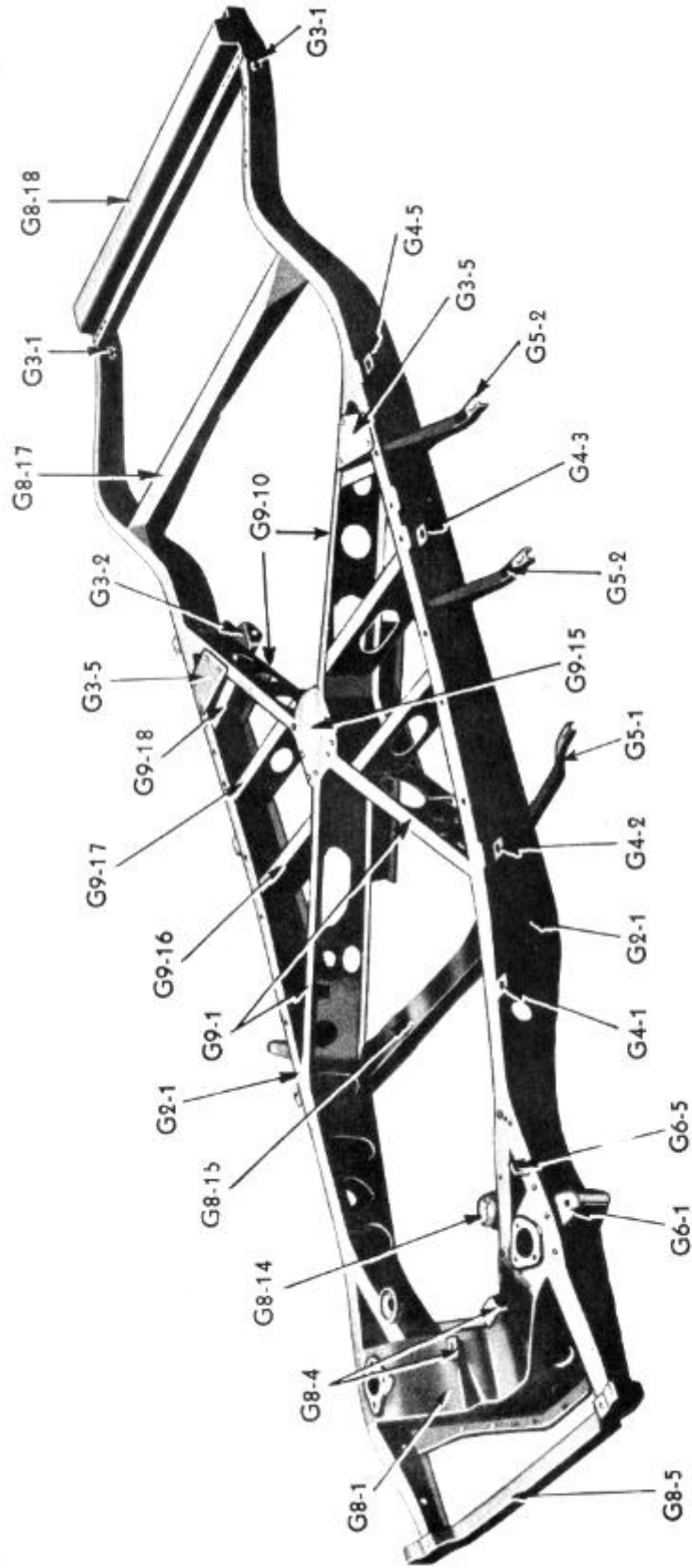
Group & Illus. No.	Plate No.	Part No.	NAME	Per Car	Models
F13-			SHOCK ABSORBER PARTS-MONROE (Cont'd.)		
1	13	BZ 163539	Piston-shock absorber	4	All Monroe except sealed type
2	13	BZ 163541	Washer-piston support	4	All Monroe except sealed type
		BZ 163542	Spacer-piston support washer	4	All Monroe except sealed type
3	13	BZ 160906	Nut-piston rod	4	All Monroe except sealed type
4	13	BZ 160902	Disc-front-pressure relief valve	.006	2 For assembly 165750
4	13	BZ 160903	Disc-front & rear-pressure relief valve	.008	4 For 165750-165751 assemblies
4	13	BZ 160904	Disc-front & rear-pressure relief valve	.010	10 For 165754-165755 assemblies
5	13	BZ 160905	Back plate-pressure relief valve	.004	4 All Monroe except sealed type
6	13	BZ 154210	Intake valve-piston	4	All Monroe except sealed type
7	13	BZ 154211	Star spring-piston intake valve	4	All Monroe except sealed type
8	13	BZ 161037	Metering washer-piston	2 slots	2 For 165750-165751 assemblies
8	13	BZ 160900	Metering washer-piston	3 slots	2 For 165755 assembly
8	13	BZ 158926	Metering washer-piston	4 slots	2 For 165751 assembly
9	13	BZ 163536	Guide & seal assy-piston rod	4	All Monroe except sealed type
10	13	BZ 159146	Gasket-piston rod guide	4	All Monroe except sealed type
11	13	BZ 165768	Cyl end & valve assembly	2	For 165750-165754 assemblies
11	13	BZ 165769	Cyl end & valve assembly	4	For 166751-166755 assemblies
12	13	BZ 159145	Washer-reserve chamber	4	All Monroe except sealed type
13	13	BZ 160898	Tube-pressure chamber-front	4	For 165750-165754 assemblies
		BZ 164940	Tube-pressure chamber-rear	2	For 165751-165755 assemblies
F14-			SHOCK ABSORBER PARTS-DELCO		
1	13	BZ 158733	Piston-shock absorber	4	All Delco
2	13	BZ 161020	Nut-piston rod	4	All Delco
3	13	BZ 158737	Washer-piston valve	4	All Delco
4	13	BZ 160902	Disc-pressure relief valve-front	2	For 165873 assembly
4	13	BZ 160903	Disc-pressure relief valve	3	For 165870-73-74 assemblies
4	13	BZ 160904	Disc-pressure relief valve	.006	12 All Delco
5	13	BZ 160905	Disc-pressure relief valve spacing	.008	4 All Delco
6	13	BZ 154257	Plate-piston valve-compression intake	4	All Delco
7	13	BZ 154258	Star spring-valve plate	.010	4 All Delco
8	13	BZ 158738	Washer-valve plate star spring	4	All Delco
9	13	BZ 160900	Orifice plate-piston valve-front	3 slots	2 For 165873 assembly
9	13	BZ 161037	Orifice plate-piston valve-front	2 slots	2 For 165875 assembly
9	13	BZ 160901	Orifice plate-piston valve-rear	5 slots	2 For 165870 assembly
9	13	BZ 160900	Orifice plate-piston valve-rear	3 slots	2 For 165871 assembly
10	13	BZ 158739	Washer-piston valve orifice plate	.008	4 All Delco
11	13	BZ 163536	Guide & seal assy-piston rod	4	All Delco
12	13	BZ 159146	Gasket-piston rod guide	4	All Delco
13	13	BZ 154255	Retainer-piston rod guide gasket	4	All Delco
14	13	BZ 165884	Cyl end & valve assy-front-compression	4	For 165873-74-75 assemblies

## SHOCK ABSORBERS

1946-1947

F

Group & Illus. No.	Plate No.	Part No.	NAME	Per Car	Models
F14-			SHOCK ABSORBER PARTS-DELCO (Cont'd.)		
14	14	BZ 165885	Cyl end & valve assy-rear-compression	2	For 165870-71 assemblies
15	13	BZ 161030	Tube-pressure chamber-front	2	For 165873-74-75 assemblies
16	13	BZ 154275	Tube-rear-pressure chamber	2	For 165870-71 assemblies



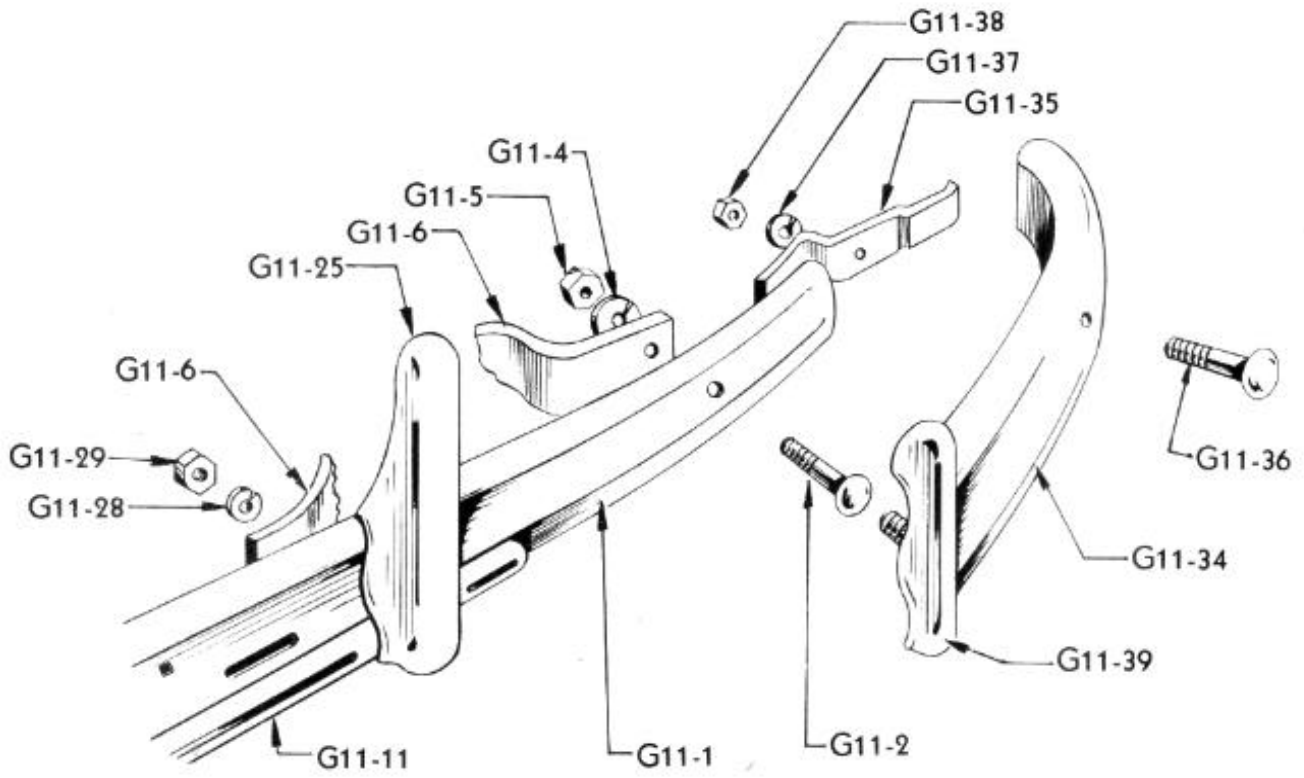
Frame  
PLATE 14



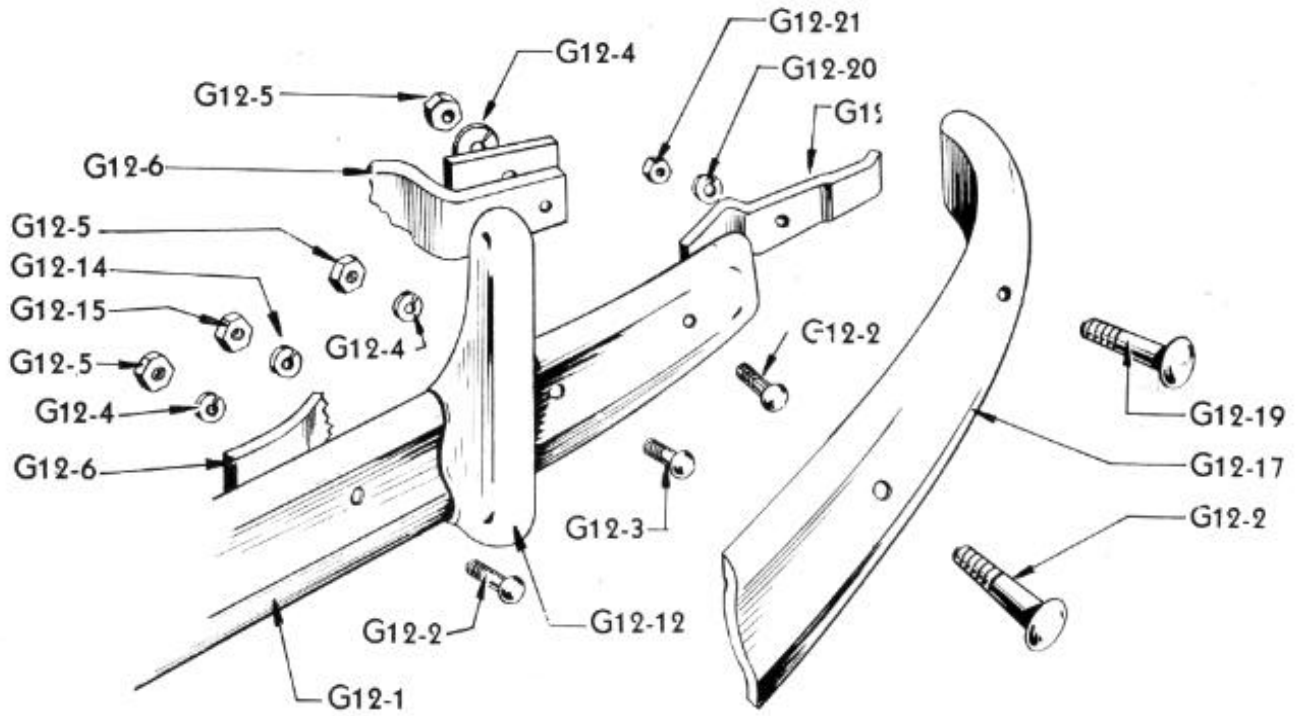
Group & Illus. No.	Plate No.	Part No.	NAME	Per Car	Models		
G1-			FRAME ASSEMBLY				
		C 164655	Frame assembly	LHD	1	51-52-171-172 exc CvBro	
		C 164656	Frame assembly	RHD	1	51-52-171-172 exc CvBro	
		C 164657	Frame assembly		1	51-171 CvBro	
		C 164659	Frame assembly	LHD	1	53-54-173-174 exc CvBro	
		C 164660	Frame assembly	RHD	1	53-54-173-174 exc CvBro	
		C 164661	Frame assembly		1	54-174 CvBro	
		C 164666	Frame assembly		1	58,178	
G2-			FRAME SIDE MEMBERS				
	1	14	C 164316	Side member assembly-RH	1	All pass cars exc CvBro	
	1	14	C 164317	Side member assembly-LH	1	All pass cars exc CvBro	
	1	14	C 164318	Side member assembly-RH	1	CvBro	
	1	14	C 164319	Side member assembly-LH	1	CvBro	
	1	14	C 166066	Side member assembly-RH	1	58,178	
	1	14	C 162223	Side member assembly-LH	1	58,178	
G3-			FRAME SPRING BRACKETS				
	1	14	BZ 152911	Mounting-rear-rear spring	2	All	
	2	14	BZ 162273	Bracket-RH- front-rear spring	1	All	
	2	14	BZ 162274	Bracket-LH front-rear spring	1	All	
			BZ 170858	Rivet-front bracket to frame brace	3/8 x 1"	8	All
			BX 3197	RiVet-front bracket to sidemember	5/16 x 7/8	4	All
			BZ 154329	Reinforcement-rear spring front bracket		2	All exc CvBro
			BZ 170857	Rivet-rear spring front bracket reinforcement		6	All exc CvBro
	5	14	BZ 160305	Gusset-RH-rear spring front bracket		1	CvBro
	5	14	BZ 160306	Gusset-LH-rear spring front bracket		1	CvBro
			BZ 170166	Rivet-front bracket gusset	3/8 x 1-1/8	8	CvBro
	5	14	BZ 162275	Gusset-RH upper-rear spring front bracket		1	58,178
	5	14	BZ 162276	Gusset-LH upper-rear spring front bracket		1	58,178
			BZ 170166	Rivet-front bracket upper gusset	3/8 x 1-1/8	8	58,178
			BZ 162290	Gusset-RH lower-rear spring front bracket		1	58,178
			BZ 162291	Gusset-LH lower-rear spring front bracket		1	58,178
			BZ 170587	Rivet-front bracket lower gusset	3/8 x 1-1/8	8	58,178
G4-			FRAME BODY BRACKETS				
	1	14	BZ 159909	Bracket-No. 1 body bolt		2	All
	2	14	BZ 47737	Bracket-No. 2 body bolt		2	All
	3	14	BZ 47737	Bracket-No. 3 body bolt		2	All
	5	14	BZ 47737	Bracket-No. 4 body bolt		2	All pass cars exc CvBro
	5	14	BZ 154299	Bracket-No. 4 body bolt		2	CvBro
	5	14	BZ 154299	Bracket-No. 4 body bolt		2	58,178
			BZ 47737	Bracket-No. 5 body bolt		2	All
			BZ 71050	Rivet-body bolt brackets No. 1-2-3-5	5/16 x 1	16	All
			BZ 71050	Rivet-body bolt bracket No. 4	5/16 x 1	4	All pass cars exc CvBro
			BX 3197	Rivet-body bolt brackets No. 4	5/16 x 7/8	8	CvBro, 58,178
			BZ 162015	Tapping plate-body bolt		2	All
G5-			FRAME RUNNING BOARD BRACKETS				
	1	14	BZ 159763	Bracket-front-running board		2	58,178
	2	14	BZ 159764	Bracket-center & rear-running board		4	58,178
			BZ 326	Rivet-running board bracket	5/16 x 3/4	AR	58,178
			F 170045	Bolt-running board bracket	5/16-24 x 3/4	AR	58,178
			BO 170403	Nut-running board bracket bolt		AR	58

Group & Illus. No.	Plate No.	Part No.	NAME	Per Car	Models
G5-			FRAME RUNNING BOARD BRACKETS (Cont'd.)		
		BZ 164339	Bracket-safety step	2	All
		BZ 326	Rivet-safety step bracket	AR	All exc 58-178
G6-			FRAME MISCELLANEOUS BRACKETS		
1	14	BZ 164667	Bracket-bumper-frame front crossmember	2	All
		BX 3197	Rivet-bumper bracket	4	All
		BZ 159846	Bracket-steering arm-frame front crossmember	1	All
5	14	BX 3197	Rivet-steering arm bracket	4	All
		BZ 159906	Bracket-brake tube-frame front crossmember	2	All
		BO 564	Rivet-brake tube bracket	4	All
		BZ 152901	Bracket-brake tube-rear axle crossmember	1	All
		BX 3197	Rivet-brake tube bracket	2	All
		BZ 156821	Bracket-RH-shock absorber-rear axle crossmember	1	All
		BZ 156822	Bracket-LH-shock absorber-rear axle crossmember	1	All
		BX 3197	Rivet-rear shock absorber brackets	2	All
		BZ 165749	Bracket-rear stabilizer	1	All exc Cab-CabPu
		BZ 154329	Reinforcement-rear stabilizer bracket	1	All exc Cab-CabPu
		BX 170858	Rivet-stabilizer bracket reinforcement	2	All exc Cab-CabPu
		BZ 158914	Bracket-clutch pedal assisting spring	1	All
		BX 3197	Rivet-clutch pedal assisting spring bracket	2	All
G8-			FRAME CROSSMEMBERS AND ENGINE SUPPORTS		
1	14	C 159845	Crossmember assembly-front	1	All
		BX 3197	Rivet-crossmember to side member & reinf	AR	All
4	14	C 159910	Support-radiator-front crossmember	2	53,54,173,174
5	14	BX 3197	Rivet-radiator support	4	53,54,173,174
		C 159919	Support-front fender	1	All
		BX 3197	Rivet-lower-front fender support	2	All
		BZ 71050	Rivet-upper-front fender support	2	All
		C 162236	Reinforcement assy-RH front-side member	1	All exc CvBro
		C 162237	Reinforcement assy-LH front-side member	1	All exc CvBro
		C 162238	Reinforcement assy-RH front-side member	1	CvBro
		C 162239	Reinforcement assy-LH front-side member	1	CvBro
		BX 3197	Rivet-reinf to side member & eng support	12	CvBro
		BZ 159872	Reinforcement-front-steering gear	1	All pass cars exc CvBro
		BZ 159872	Reinforcement-front-steering gear	2	CvBro,58,178
		BZ 160633	Reinforcement-RH rear-steering gear	1	All exc 58-178
		BZ 159873	Reinforcement-LH rear-steering gear	1	All pass cars exc CvBro-58-178
		BZ 159873	Reinforcement-LH rear-steering gear	1	CvBro,58,178
		BZ 159974	Support assembly-front-engine	2	51,52,58,171,172,178
		BX 3197	Rivet-front engine support	8	51,52,58,171,172,178
14	14	BZ 40479	Grommet cup-front engine support	2	All
15	14	C 162248	Crossmember assembly-rear-engine support	1	All
		BZ 326	Rivet-rear engine crossmember to brace	2	All
		BX 3197	Rivet-rear crossmember to side member	4	All
17	14	C 164336	Crossmember assembly-rear axle	1	All exc 58-178
17	14	C 162271	Crossmember assembly-rear axle	1	58,178
18	14	C 162250	Crossmember-rear	1	All exc 58-178
18	14	C 161152	Crossmember assembly-rear	1	58,178
		BX 3197	Rivet-rear crossmember to sidemember	AR	All

Group & Illus. No.	Plate No.	Part No.	NAME	Per Car	Models
G9-			FRAME X BRACE		
1	14	C 162251	Front member-RH-frame brace	1	All exc CvBro
1	14	C 162253	Front member-LH-frame brace	1	All exc CvBro
1	14	C 162252	Front member-RH-frame brace	1	CvBro
1	14	C 162254	Front member-LH-frame brace	1	CvBro
		BX 3197	Rivet-front member to sidemember	4	All
		BZ 71050	Rivet-upper-front member to brace plate	6	All
		BX 545	Rivet-lower-front member to brace plate	6	All
10	14	C 162257	Rear member-RH-frame brace	1	All pass cars exc CvBro
10	14	C 162258	Rear member-LH-frame brace	1	All pass cars exc CvBro
10	14	C 162259	Rear member-RH-frame brace	1	CvBro
10	14	C 162260	Rear member-LH-frame brace	1	CvBro
10	14	C 162261	Rear member-RH-frame brace	1	58,178
10	14	C 162262	Rear member-LH-frame brace	1	58,178
		BZ 170857	Rivet-rear member to sidemember	4	All
		BZ 71050	Rivet-upper-rear member to brace plate	6	All
		BX 545	Rivet-lower-rear member to brace plate	6	All
15	14	BZ 162255	Plate-frame brace	1	All exc CvBro
15	14	BZ 162256	Plate-frame brace	1	CvBro
		C 162281	Reinforcement assy-frame brace	1	CvBro
		BZ 170165	Rivet-reinf to plate	12	CvBro
16	14	C 162263	Reinforcement-RH front-brace to sidemember	1	CvBro
16	14	C 162264	Reinforcement-LH front-brace to sidemember	1	CvBro
17	14	C 162265	Reinforcement-RH rear-long-brace to sidemember	1	CvBro
17	14	C 162266	Reinforcement-LH rear-long-brace to sidemember	1	CvBro
4	14	C 162267	Reinforcement-RH rear-short-brace to sidemember	1	CvBro
18	14	C 162268	Reinforcement-LH rear-short-brace to sidemember	1	CvBro
18		BX 3197	Rivet-brace to sidemember reinf	AR	
G10-			FRAME MISCELLANEOUS PARTS		
1	1	BZ 159847	Bumper-front suspension upper support arm	2	All
		BT 70414	Lockwasher-bumper	2	All
		BO 12481	Nut-bumper	2	All
		BZ 152936	Bumper-rear axle	2	All
		BZ 71295	Bolt-rear axle bumper	4	All
		BZ 164348	Bumper-differential carrier	1	All
		BZ 71295	Bolt-differential carrier bumper	2	All
G11-			FRONT BUMPER		
			NOTE - Front bumper bar extensions are standard for models 52-54-172 & 174; optional for models 51-53-58-171-172-178		
1	15	C 206951	Bar-outside-front bumper	1	1946 All exc Cab-CabPu
1	15	C 204959	Bar-outside-front bumper	1	1946 Cab-CabPu
1	15	C 206951	Bar-outside-front bumper	1	1946 Cab-CabPu
1	15	C 206704	Bar-outside-front bumper	1	1947 All exc Cab-CabPu
1	15	C 206951	Bar-outside-front bumper	1	1947 Cab-CabPu
2	15	BZ 117289	Bolt-end-outside bar to frame bar	2	51,53,58,171,173,178
		BZ 117289	Bolt-center-outside bar hole plug	1	58-178 Cab-CabPu
4	15	BZ 170479	Lockwasher-outside bar bolt	3	51,53,58,171,173,178
5	15	BZ 71591	Nut-outside bar bolt	3	51,53,58,171,173,178
6	15	C 206952	Bar assembly-RH-front bumper to frame	1	All exc Cab-CabPu
6	15	C 206953	Bar assembly-LH-front bumper to frame	1	All exc Cab-CabPu
6	15	C 204956	Bar assembly-RH-front bumper to frame	1	Cab-CabPu
6	15	C 204957	Bar assembly-LH-front bumper to frame	1	Cab-CabPu
		BZ 1385	Bolt-frame bar to frame	4	All



Front Bumper



Rear Bumper

BUMPERS

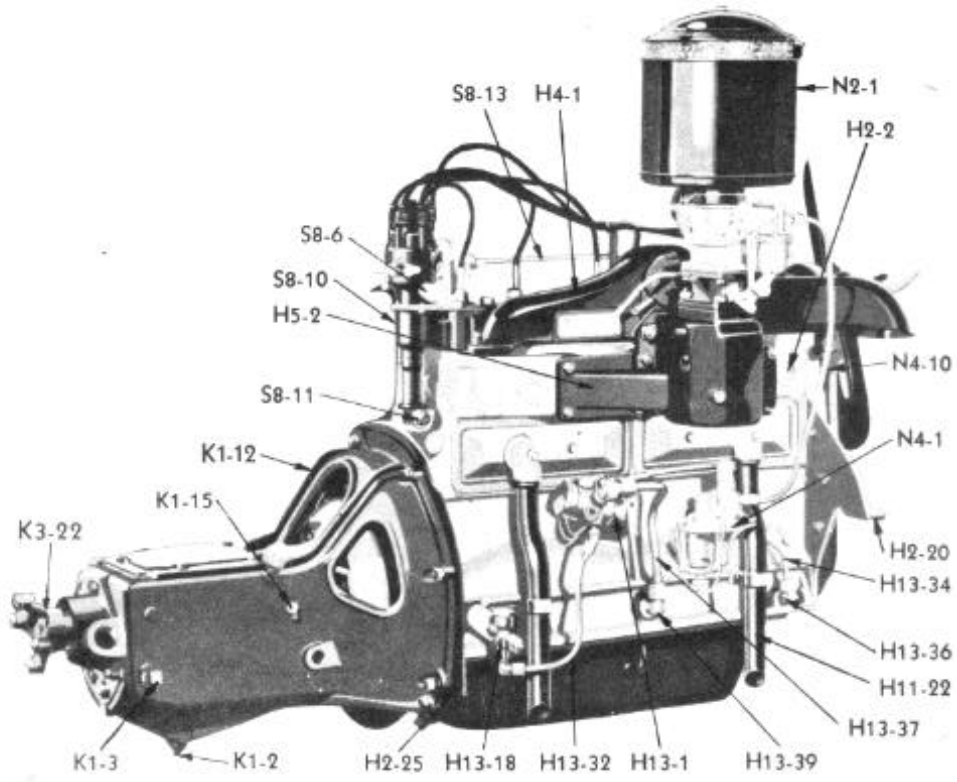
1946-1947

G


Group & Illus. No.	Plate No.	Part No.	NAME	Per Car	Models
G11-			FRONT BUMPER (Cont'd.)		
		BZ 70708	Lockwasher-frame bar to frame bolt 7/16	4	All
		BO 71356	Plain washer-frame bar to frame bolt	6	All
		BZ 71591	Nut-frame bar to frame bolt 7/16-14 x 3/8	4	All
11	15	C 206980	Guard-front bumper license plate	1	All exc Cab-CabPu
		BZ 70939	Bolt-front bumper license plate guard 5/16-18 x 7/8	2	All exc Cab-CabPu
		BZ 70675	Lockwasher-front bumper license plate guard bolt 5/16	2	All exc Cab-CabPu
		BO 70674	Nut-front bumper license plate guard bolt	2	All exc Cab-CabPu
		BZ 204966	Bracket & clamp assembly-front license plate	1	All exc Cab-CabPu
		BZ 204393	Bracket & clamp assembly-front license plate	1	Cab-CabPu
		BO 120774	Clamp-front license plate	1	All
		BO 70899	Bolt-front license plate clamp 1/4-20 x 1-1/16	1	All
		BZ 70673	Lockwasher-front license plate clamp bolt 1/4	1	All
		BO 12857	Plain washer-front license plate clamp bolt 17/64	1	Cab -CabPu
		BZ 70874	Nut-front license plate clamp bolt 1/4-20 x 1/4	1	All
		BZ 204969	Bolt-license plate clamp bracket 7/16-14 x 1-1/8	1	All exc Cab-CabPu
		BZ 170479	Lockwasher-license plate clamp bracket bolt 7/16	1	All exc Cab-CabPu
		BZ 71591	Nut-license plate clamp bracket bolt 7/16-14 x 3/8	1	All exc Cab-CabPu
25	15	BZ 208817	Fender guard assembly-RH-front bumper	1	All exc Cab-CabPu
25	15	BZ 208818	Fender guard assembly-LH-front bumper	1	All exc Cab-CabPu
		BZ 147997	Fender guard-front bumper	2	Cab-CabPu
		BZ 126325	Bolt-fender guard 7/16-14 x 2	2	Cab-CabPu
		BZ 141406	Spacer-fender guard 31/32 long	2	Cab-CabPu
28	15	BZ 170479	Lockwasher-fender guard bolt 7/16	2	All
29	15	BT 71521	Plainwasher-fender guard bolt	2	All
		BZ 71591	Nut-fender guard bolt 7/16-14	2	All
		HA 204960	Fender guard kit-outer-front bumper Service	1	Cab-CabPu
		BZ 147997	Fender guard-outer-front bumper	2	Cab-CabPu
		BZ 141406	Spacer-fender guard-outer 31/32 long	2	Cab-CabPu
		BZ 126325	Bolt-fender guard-outer 7/16-14 x 2	2	Cab-CabPu
34	15	C 208821	Extension-RH-front bumper bar	1	52,54,172,174
34	15	C 208822	Extension-LH-front bumper bar	1	52,54,172,174
35	15	BZ 208823	Clamp-bumper bar extension	2	52,54,172,174
36	15	BZ 126568	Bolt-bumper bar extension clamp 7/16-14 x 1-5/8	2	52,54,172,174
37	15	BZ 170479	Lockwasher-extension clamp bolt 7/16	2	52,54,172,174
38	15	BZ 71591	Nut-extension clamp bolt 7/16-14 x 3/8	2	52,54,172,174
39	15	BZ 208834	Guard assy-RH-bumper bar extension	1	52,54,172,174
39	15	BZ 208835	Guard assy-LH-bumper bar extension	1	52,54,172,174
		BZ 170479	Lockwasher-extension guard 7/16	2	52,54,172,174
		BZ 71591	Nut-extension guard 7/16-14 x 3/8	2	51,53,58,171,173,178
		HA 209984	Extension kit-front & rear bumper Service	1	
G12-			REAR BUMPER		
			NOTE - Rear bumper bar extensions are standard for models 52-54-172-174 and optional for models 51-53-58-171-173-178.		
1	15	C 206961	Bar-outside-rear bumper	1	All pass cars exc Station
		C 206598	Bar-RH outside-rear bumper	1	Station
		C 206599	Bar-LH outside-rear bumper	1	Station
2	15	BZ 117289	Bolt-outside bar to frame bar 7/16-14 x 1-1/8	4	All pass cars exc Station
2A	15	BZ 126568	Bolt-outside bar to frame bar	2	All pass cars exc Station
2	15	BZ 117289	Bolt-outside bar to frame bar 7/16-14 x 1-1/8	2	Station
3	15	BZ 117289	Bolt-outside bar hole plug 7/16-14 x 1-1/8	2	51,53,171,173,178 Station
4	15	BZ 170479	Lockwasher-outside bar bolt 7/16	AR	All pass cars
5	15	BZ 71591	Nut-outside bar bolt 7/16-14 x 3/8	AR	All pass cars
6	15	C 206962	Bar assy-RH-rear bumper to frame	1	All pass cars exc Station
6	15	C 206963	Bar assy-LH-rear bumper to frame	1	All pass cars exc Station
		C 206590	Bar assy-RH-rear bumper to frame	1	Station

Group & Illus. No.	Plate No.	Part No.	NAME	Per Car	Models
G12-			REAR BUMPER (Cont'd.)		
		C 206590	Bar assy-LH-rear bumper to frame	1	Station
		BZ 141398	Bolt-front-frame bar to frame	2	All pass cars
		BZ 1385	Bolt-rear-frame bar to frame	2	All pass cars
		BZ 170626	Lag screw-frame bar to body	2	Station
		BZ 70708	Lockwasher-frame bar to frame bolt	4	All pass cars
		BO 71356	Plainwasher-frame bar to frame bolt	2	All pass cars
		BZ 71591	Nut-frame bar to frame bolt	4	All pass cars
	15	BZ 208819	Fender guard assembly-RH-rear bumper	1	All pass cars exc Station
12	15	BZ 208820	Fender guard assembly-LH-rear bumper	1	All pass cars exc Station
		BZ 206594	Fender guard assembly-RH-rear bumper	1	Station
12		BZ 206595	Fender guard assembly-LH-rear bumper	1	Station
	15	BZ 170479	Lockwasher-fender guard	2	All pass cars
	15	BZ 71591	Nut-fender guard	2	All pass cars
14	15	C 208838	Extension-RH-rear bumper bar	1	52,54,172,174
	15	C 208839	Extension-LH-rear bumper bar	1	52,54,172,174
15	15	BZ 208823	Clamp-extension	2	52,54,172,174
	15	BZ 126568	Bolt-extension clamp	2	52,54,172,174
	15	BZ 170479	Lockwasher-extension clamp bolt	2	52,54,172,174
17	15	BZ 71591	Nut-extension clamp bolt	2	52,54,172,174
17		HA 209984	Extension kit-front & rear bumper	1	51,53,171,173
		C 208941	Stone guard & extension assy-rear bumper	1	52,54,172,174
18		C 147942	Stone guard assembly	1	51,53,171,173
		C 208942	Extension-RH-stone guard	1	52,54,172,174
19		C 208943	Extension-LH-stone guard	1	52,54,172,174
		BO 128301	Bumper-stone guard to body	7	All exc 58-178
20		BO 203769	Shim-stone guard to frame	2	All exc 58-178
		BO 71707	Screw-stone guard to seat tray	1	All exc 58-178
21		BO 12857	Plain washer-stone guard to seat tray screw	1	All exc 58-178

Group & Illus. No.	Plate No.	Part No.	NAME	Per Car	Models
H1-			ENGINE AND MOUNTINGS		
		C 164815	Engine assembly-with 9" clutch	Service 1	51,52,171,172
		C 164816	Engine assembly-with 10" clutch	Service 1	51,52,58,171,172,178
		C 164820	Engine assembly-with std head & 10" clutch	Service 1	53,173
		C 165687	Engine assembly-with opt head & 10" clutch	Service 1	53,173
		C 164821	Engine assembly-with std head & 10" clutch	Service 1	54,174
		C 165688	Engine assembly-with opt head & 10" clutch	Service 1	54,174
		C 302306	Engine assembly-rebuilt	1	Six cyl
		C 165590	Skeleton engine assembly	1	Six cyl
		C 166725	Skeleton engine assembly	1	Eight cyl
		C 166600	Installation parts kit-skeleton engine	1	Six cyl
		BM 170341	Bolt-short-engine front mounting	7/16-20 x 2-3/4 1	All
		BM 170342	Bolt-long-engine front mounting	7/16-20 x 3 1	All
		BM 40638	Sleeve-front mounting bolt	2	All
		BM 71219	Plain washer-front mounting bolt	15/32 x 1-5/8 x 1/8 4	All
		BM 170343	Locking nut-front mounting bolt	7/16-20 2	All
		BM 47121	Grommet-upper-front mounting	Rubber 2	All six cyl
		BM 47122	Grommet-lower-front mounting	Rubber 2	All six cyl
		BM 47123	Grommet-upper-front mounting	Rubber 2	All eight cyl
		BM 47124	Grommet-lower-front mounting	Rubber 2	All eight cyl
		BM 166257	Mounting-rear	Rubber 1	All six cyl
		BM 162099	Mounting-rear	Rubber 1	All eight cyl
		BM 40642	Bolt-rear mounting to clutch housing	1	All
		BX 70867	Lockwasher-rear mounting to clutch housing bolt	1	All
		BZ 908	Bolt-rear mounting to crossmember	5/16-18 x 7/8 2	All
		BT 70414	Lockwasher-rear mounting to crossmember	5/16 2	All
		BO 771	Plain washer-rear mounting to crossmember bolt	21/64 2	All
		BZ 122	Nut-rear mounting to crossmember bolt	5/16-18 x 5/16 2	All
	2 16	F 165798	Gasket kit-engine overhaul	Service 1	All six cyl
	3 17	F 166707	Gasket kit-engine overhaul	Service 1	All eight cyl
H2-			CYLINDER AND SUPPORT PLATES		
		C 166263	Cylinder and pistons assembly	1	All six cyl
		C 166264	Cylinder and pistons assembly	1	All eight cyl
		BM 14112	Expansion plug-cylinder	1" 6-3	All
		BM 71049	Expansion plug-camshaft	1-13/16" 1	All
		BM 70568	Expansion plug-inspection hole	3/4 2	All eight cyl
		BZ 61978	Plug-camshaft bearings	25/64 cup type 2-5	All
		BM 227	Stud-generator adjusting bracket	3/8-16 x 1-1/2 1	All
		BX 231	Drain plug-water jacket	1/4" sq head 1	All
		MF 166265	Cover assembly-water jacket	1	All six cyl
		MF 166266	Cover assembly-water jacket	1	All eight cyl
		F 161750	Gasket-water jacket cover	Vellumoid 1	All six cyl
		F 161751	Gasket-water jacket cover	Vellumoid 1	All eight cyl
		BO 170463	Bolt-water jacket cover	5/16-18 x 5/8 AR	1946
		BT 395	Bolt-water jacket cover	5/16-18 x 5/8 AR	1947
		BZ 70177	Plain washer-water jacket cover bolt	AR	1946
		BZ 170155	Plain washer-water jacket cover bolt	1	1946
		BM 71638	Plain washer-water jacket cover bolt	AR	1947
		BZ 162520	Gauge assembly-oil level	1	All six cyl
		BZ 162521	Gauge assembly-oil level	1	All eight cyl
			NOTE - First type 6 cylinder support plate is used only with fiber timing gear. It cannot be used with aluminum timing gear except by making alterations to plate and cylinder block.		
			Second type support plate, which became effective in production on January 31, 1946, may be used with either fiber or aluminum timing gear.		



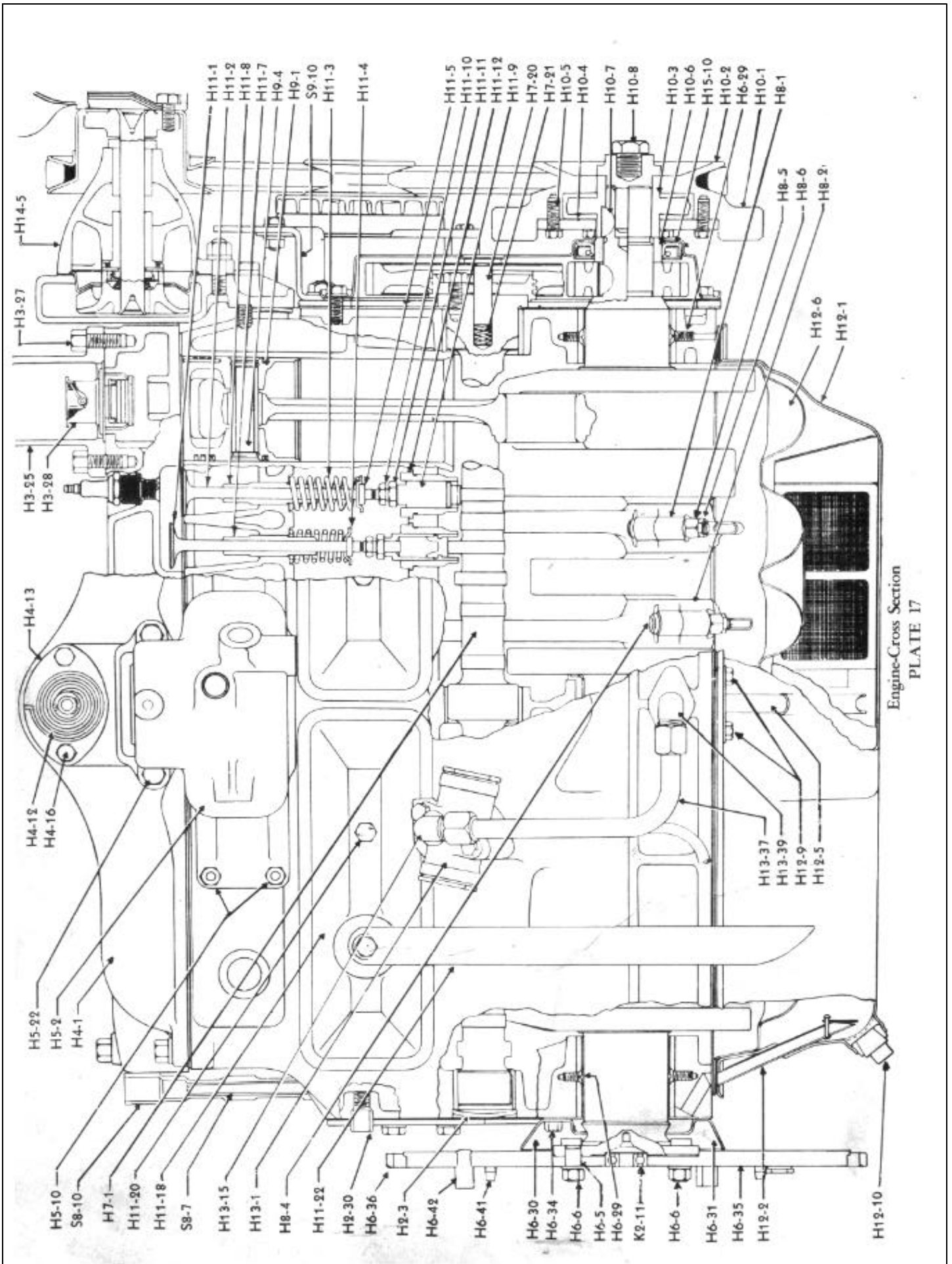
Engine-Six Cylinder



Engine-Eight Cylinder



Group & Illus. No.	Plate No.	Part No.	NAME	Per Car	Models
H2-			CYLINDER AND SUPPORT PLATES (Cont'd.)		
20	16	BM 159502	Plate assembly-front-cylinder support 1st type	1	1946 six cyl
20	16	BM 165905	Plate assembly-front-cylinder support 2nd type	1	Six cyl
21	16	BM 166021	Plate assembly-front-cylinder support	1	Eight cyl
		F 40339	Gasket-front support plate	1	All
		BZ 1157	Bolt-front support plate 3/8-16 x.3/4	6	All (8 used on 1st type 6 cyl)
		BZ 170899	Screw-front support plate 3/8-16 x 3/4	2	1946-1947 All exc 1st type 6 cyl
		BM 61446	Lock-front support plate bolt	2	1946 6 cyl 1st type
		BT 73	Lockwasher-front support plate bolt 3/8	AR	All
		BM 12109	Plain washer-front support plate bolt	AR	All
25	16	BM 159551	Plate-rear-cylinder support	1	All
		F 159552	Gasket-rear support plate	1	All six cyl
		F 40342	Gasket-rear support plate	1	All eight cyl
		BZ 9168	Bolt-rear support plate to cylinder	1	All
		BZ 104	Lockwasher-rear support plate to cyl bolt 7/16	1	All
		BM 71197	Plain washer-rear support plate to cyl bolt	1	All
		BZ 1157	Bolt-rear support plate 3/8-18 x 3/4	4	All
		BO 73	Lockwasher-rear support plate bolt 3/8	4	All
30	17	BM 40343	Dowel-rear support plate to cylinder	2	All
H3-			CYLINDER HEAD		
		C 166268	Head assembly-cylinder-standard-cast iron-6.50 to 1	1	All six cyl
		C 166269	Head assembly-cylinder-standard-cast iron-6.50 to 1	1	All eight cyl
		C 165603	Head assembly-cylinder-optional-aluminum-7.00 to 1	1	All eight cyl
		BM 9751	Expansion plug-cyl head-for std head 7/8"	4	All
		BM 170877	Pipe plug-cyl head-for opt head 3/8 sq head	2	All eight cyl
		BZ 2346	Pipe plug-heater connection hole 3/8 sq head	1	All
		F 166201	Gasket-cyl head Copper & asbestos	1	All six cyl
		F 166240	Gasket-cyl head-standard head Copper & asbestos	1	All eight cyl
		F 166625	Gasket-cyl head-opt head	1	All eight cyl
		BM 150380	Stud-short-cyl head 3-3/32" long	10	All six cyl
		BM 150382	Stud-short-cyl head 3-15/32" long	2	All six cyl
		BM 170894	Stud-long-cyl head 3-3/16" long	9	All six cyl
		BM 150386	Stud-short-cyl head 3-3/16" long	2	All eight cyl
		BM 150388	Stud-long-cyl head 3-27/32" long	9	All eight cyl
		BM 71578	Nut-cyl head stud 3/16-16 x 3/8	21	All eight cyl
		BM 9665	Nut-cyl head stud 7/16-14 x 3/8	30	All eight cyl
		BM 171096	Washer-cyl head stud nut-for opt head	30	All eight cyl
		C 166549	Oil-corrosion resistant-for cyl head studs-with opt head	AR	All eight cyl
25	16	BM 166271	Water outlet-cyl head Without by-pass	1	All exc 54-174
25	16	BM 155210	Water outlet-cyl head With by-pass	1	54,174
		MF 166273	Gasket-water outlet	1	All
27	17	BT 1308	Bolt-water outlet 3/8-16 x 1-1/8	2	All
		BO 73	Lockwasher-water outlet bolt 3/8	2	All
28	17	BO 155709	Thermostat-water outlet Opens 150° to 155°	1	All exc 54-174
		F 166272	Thermostat-water outlet Opens 150° to 155°	1	54,174
		F 159058	Element-temp indicator	1	All
		BZ 70863	Screw-temp indicator element terminal 8-32 x 1/4	1	All
		BO 70465	Lockwasher-temp indicator element terminal screw 3/8	1	All
		SP 157054	Spark plug complete-J7-with std head Formerly J9-	6-8	All
		SP 157055	Spark plug complete-H10-with opt head	8	All eight cyl
		SP 165536	Spark plug complete-J8 Service	6-8	All
		SP 157053	Spark plug complete-J11-formerly J5 Service	6-8	All

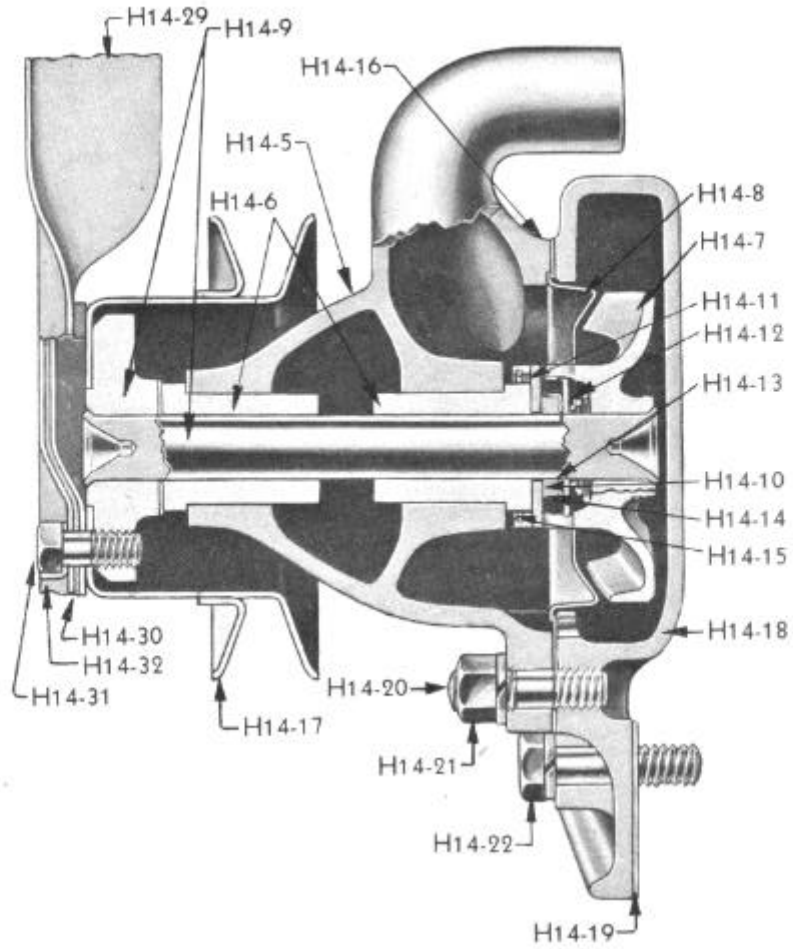


Engine-Cross Section  
PLATE 17

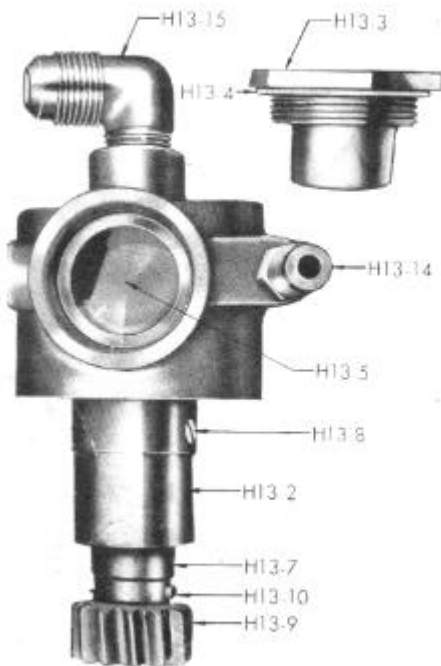
Group & Illus. No.	Plate No.	Part No.	NAME	Per Car	Models	
H4-			EXHAUST MANIFOLD			
1	16	C 153147	Manifold assembly-exhaust	1	All six cyl	
2	16	C 162152	Manifold assembly-exhaust	1	All eight cyl	
		BM 38089	Bushing-damper shaft	2	All	
		BM 37949	Stud-front-damper spring	1	All six cyl	
		BM 45533	Stud-rear-damper spring	1	All six cyl	
		BM 37949	Stud-bottom damper spring	1	All eight cyl	
		BM 153168	Stud-top-damper spring	1	All eight cyl	
		BM 13073	Stud-damper cover	2	All	
		BM 159923	Stud-manifold to carburetor	1	All	
		BM 161015	Stud-manifold to carburetor	3	All	
		BM 170654	Stud-exh manifold	6-10	All	
		BZ 673	Plain washer-manifold stud	6-10	All	
		BM 71058	Nut-manifold stud	6-10	All	
		BM 166626	Heater tube-carburetor choke	1	All eight cyl	
		F 163793	Gasket-exh manifold	1	All six cyl	
		F 153158	Gasket-end-exh manifold	2	All eight cyl	
		F 153159	Gasket-intermediate-exh manifold	2	All eight cyl	
		F 153160	Gasket-center-exh manifold	1	All eight cyl	
		BM 153165	Damper & shaft assembly-exh manifold	1	All	
		BM 153582	Spring-damper anti rattle	1	All	
		BM 37946	Spring-front-damper	1	All six cyl	
		BM 45751	Spring-rear-damper	1	All six cyl	
		BM 37946	Spring-top-damper	1	All eight cyl	
		BM 45751	Spring-bottom-damper	1	All eight cyl	
		BM 37947	Retainer-front-damper spring	1	All six cyl	
		BM 45731	Retainer-rear-damper spring	1	All six cyl	
		BM 37947	Retainer-top-damper spring	1	All eight cyl	
		BM 45731	Retainer-bottom-damper spring	1	All eight cyl	
12	17	BM 45528	Thermostat-damper	1	All	
		BM 71011	Plain washer-thermostat to shaft	1	All	
13	17	BM 153169	Cover assembly-damper	1	All	
		F 153171	Gasket-damper cover	1	All	
		BM 38088	Stop-damper cover	2	All	
16	17	BM 71687	Nut-damper cover stud	2	All	
H5-			INTAKE MANIFOLD			
2	16	C 164341	Manifold assembly-intake-cast iron	1	All six cyl	
2	16	C 165911	Manifold assembly-intake-aluminum	1	All six cyl	
3	16	C 164343	Manifold assembly-intake-cast iron	1	All eight cyl	
3	16	C 166131	Manifold assembly-intake-aluminum	1	All eight cyl	
		BM 70568	Expansion plug-for 164341	3/4"	2	All six cyl
		BM 170897	Expansion plug-for 165911	3/4"	2	All six cyl
		BT 12437	Expansion plug-for 164343	3/8"	1	All eight cyl
		BM 170938	Expansion plug-for 166131	3/8"	1	All eight cyl
		BM 153168	Stud-throttle return spring-for cast iron manifold	1	All	
		BM 166174	Stud-throttle return spring-for aluminum manifold	1	All	
		BM 71691	Stud-HDM intake pipe clip	1	All	
		BM 161015	Stud-manifold to carburetor	3	All six cyl	
		BM 159923	Stud-manifold to carburetor	3	All six cyl	
10	17	BM 71100	Pipe plug-manifold vacuum connection-without VD or HDM	1	All	
		BM 13073	Stud-manifold to cylinder	6	All six cyl	
10	17	BM 71668	Stud-manifold to cylinder	2	All six cyl	
		BM 227	Stud-manifold to cylinder	8	All eight cyl	
		BM 122	Nut-manifold to cylinder stud	8	All six cyl	
		BM 110	Nut-manifold to cylinder stud	8	All eight cyl	

Group & Illus. No.	Plate No.	Part No.	NAME	Per Car	Models
H5-			INTAKE MANIFOLD (Cont'd.)		
22	17	M 71044	Bolt-intake to exhaust manifold 3/8-16 x 1-1/8	2	All six cyl
		BM 71243	Bolt-intake to exhaust manifold 3/8-16 x 1-1/4	4	All eight cyl
		BM 18308	Plain washer-intake to exhaust manifold bolt	2-4	All
		F 48590	Gasket-intake to exhaust manifold	1	All six cyl
		F 152530	Gasket-intake to exhaust manifold	1	All eight cyl
		F 152539	Gasket-intake manifold to cylinder	1	All six cyl
		F 152537	Gasket-intake manifold to cylinder Small	2	All eight cyl
		F 152538	Gasket-intake manifold to cylinder Large	2	All eight cyl
		BM 154977	Tube assembly-windshield cleaner	1	All
		BM 71622	Nut-windshield cleaner tube 1/4"	1	All
		BM 170054	Elbow-tube-with comb fuel pump 45°	1	All six cyl
		BM 170282	Elbow-tube-with comb fuel pump 90°	1	All eight cyl
		BM 170054	Elbow-tube-with std fuel pump 45°	1	All eight cyl
		BM 170127	Union-tube-with std fuel pump 1/4"	1	All six cyl
		BM 158636	Connector-tubing-with comb fuel pump Copper	1	All
		BM 158635	Tubing-windshield-with comb fuel pump Rubber	1	All
		BM 170130	Connection-vacuum pipe-with VD Single - straight	1	All six cyl
		BM 170131	Connection-vacuum pipe-with VD 90°	1	All eight cyl
H6-			CRANKSHAFT AND FLYWHEEL		
			NOTE - Engines which have .010 undersize connecting rod pins, main bearing pins or both are identified by the following letters		
			PU - Crankshaft has .010 undersize connecting rod pins.		
			MU - Crankshaft has .010 undersize main bearing pins.		
			PMU - Crankshaft has .010 undersize connecting rod pins and main bearing pins.		
			These letters are stamped on bottom face of cylinder block at the left front corner in the clear area beyond surface covered by oil reservoir gaskets. Letters can be seen without removing oil reservoir.		
		C 166205	Crankshaft assy-standard rod & bearings	1	All six cyl
		C 166337	Crankshaft assy-standard rod & main bearings	1	All eight cyl
		C 165570	Crankshaft assy-.010 undersize rod & main bearings	1	All six cyl
		C 165568	Crankshaft assy-.010 undersize rod & main bearings	1	All eight cyl
5	17	BM 40280	Bolt-flywheel 3/8-24 x 1-1/4	6	All
5	17	F 71237	Nut-flywheel bolt	6	All
		BM 162670	Bearing cap-No. 1-crank shaft	1	All six cyl
		BM 162673	Bearing cap-No. 1-crank shaft	1	All eight cyl
		BM 162671	Bearing cap-No. 2-crank shaft	1	All six cyl
		BM 162674	Bearing cap-No. 2-crank shaft	1	All eight cyl
		BM 162672	Bearing cap-No. 3-crank shaft	1	All six cyl
		BM 162675	Bearing cap-No. 3-crank shaft	1	All eight cyl
		BM 162676	Bearing cap-No. 4-crank shaft	1	All eight cyl
		BM 162677	Bearing cap-No. 5-crank shaft	1	All eight cyl
		BM 13569	Packing-bearing cap No. 1	AR	All
		BM 154740	Stud-bearing cap No. 2 3-1/2" long	2	All six cyl
		BM 154741	Stud-bearing cap 3-1/4" long	4-8	All
		BM 154742	Stud-bearing cap 4-1/2" long	2	All
		BM 170539	Plain washer-bearing cap stud	AR	All
		BX 3433	Nut-bearing cap stud 1/2-20 x 7/16	AR	All
		BZ 170366	Companion nut-bearing cap stud 1/2-20 x .171	AR	All
		BM 157964	Bearing-No. 1 upper-crankshaft Unfinished	1	All six cyl
		BM 162534	Bearing-No. 1 lower-crankshaft Unfinished	1	All six cyl
		BM 157966	Bearing-No. 2 upper-crankshaft Unfinished	1	All six cyl
		BM 162535	Bearing-No. 2 lower-crankshaft Unfinished	1	All six cyl
		BM 157968	Bearing-No. 3 upper-crankshaft Unfinished	1	All six cyl
		BM 162536	Bearing-No. 3 lower-crankshaft Unfinished	1	All six cyl

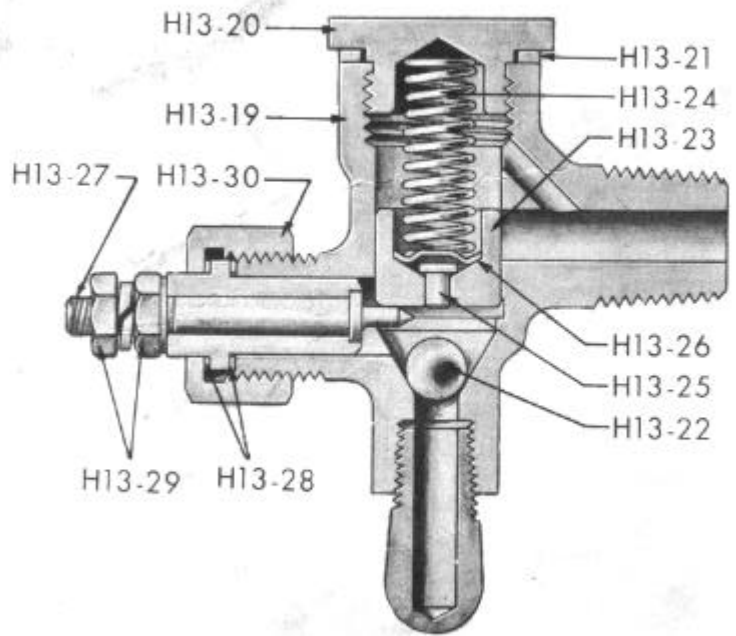
Group & Illus. No.	Plate No.	Part No.	NAME	Per Car	Models	
H6-			CRANKSHAFT AND FLYWHEEL (Cont'd.)			
		BM 157970	Bearing-No. 1 upper-crankshaft	Unfinished	1	All eight cyl
		BM 157971	Bearing-No. 1 lower-crankshaft	Unfinished	1	All eight cyl
		BM 157972	Bearing No. 2 upper-crankshaft	Unfinished	1	All eight cyl
		BM 157973	Bearing-No. 2 lower-crankshaft	Unfinished	1	All eight cyl
		BM 157974	Bearing-No. 3 upper-crankshaft	Unfinished	1	All eight cyl
		BM 157975	Bearing-No. 3 lower-crankshaft	Unfinished	1	All eight cyl
		BM 157976	Bearing-No. 4 upper-crankshaft	Unfinished	1	All eight cyl
		BM 157977	Bearing-No. 4 lower-crankshaft	Unfinished	1	All eight cyl
		BM 157978	Bearing-No. 5 upper-crankshaft	Unfinished	1	All eight cyl
		BM 162537	Bearing-No. 5 lower-crankshaft	Unfinished	1	All eight cyl
		MF 162538	Bearing assy-No. 1-crankshaft-reamed	Standard	1	All six cyl
		MF 162539	Bearing assy-No. 2-crankshaft-reamed	Standard	1	All six cyl-
		MF 162540	Bearing assy-No. 3-crankshaft-reamed	Standard	1	All six cyl
		MF 157983	Bearing assy-No. 1-crankshaft-reamed	Standard	1	All eight cyl
		MF 157984	Bearing assy-No. 2-crankshaft-reamed	Standard	1	All eight cyl
		MF 157985	Bearing assy-No. 3-crankshaft-reamed	Standard	1	All eight cyl
		MF 157986	Bearing assy-No. 4-crankshaft-reamed	Standard	1	All eight cyl
		MF 162541	Bearing assy-No. 5-crankshaft-reamed	Standard	1	All eight cyl
		MF 165558	Bearing assy-No. 1-crankshaft-reamed	.010 undersize	1	All six cyl
		MF 165559	Bearing assy-No. 2-crankshaft-reamed	.010 undersize	1	All six cyl
		MF 165560	Bearing assy-No. 3-crankshaft-reamed	.010 undersize	1	All six cyl
29	17	MF 165553	Bearing assy-No. 1-crankshaft-reamed	.010 undersize	1	All eight cyl
30	17	MF 165554	Bearing assy-No. 2-crankshaft-reamed	.010 undersize	1	All eight cyl
31	17	MF 165555	Bearing assy-No. 3-crankshaft-reamed	.010 undersize	1	All eight cyl
		MF 165556	Bearing assy-No. 4-crankshaft-reamed	.010 undersize	1	All eight cyl
		MF 165561	Bearing assy-No. 5-crankshaft-reamed	.010 undersize	1	All eight cyl
34	17	BM 2335	Screw-crankshaft bearing	1/4-20 x 1/2	AR	All
		BM 44675	Oil throw assembly-upper-crankshaft		1	All
		BM 44677	Oil throw assembly-lower-crankshaft		1	All
35	17	BM 37327	Gasket-upper-oil throw		1	All
		BM 37328	Gasket-lower-oil throw		1	All
		BM 38948	Reinforcement-lower oil throw		2	All
		BM 70484	Bolt-oil throw	1/4-20 x 7/16	5	All
36	17	BO 9159	Bolt-lower oil throw	14-20 x 5/8	2	All
		BO 105	Lockwasher-lower oil throw bolt	1/4	7	All
41	17	C 166198	Flywheel assembly-9" clutch	Without OD-VD or HDM	1	51,52,171,172
42	17	C 166302	Flywheel assembly-10" clutch	With OD-VD or HDM	1	51,52,171,172
		C 166303	Flywheel assembly-10" clutch		1	53,54,173,174
		C 166302	Flywheel assembly-10" clutch		1	58,178
		F 166277	Gear-flywheel starter	134 teeth	1	All
H7-		BM 40281	Drain plug-flywheel	1/4-20 x 7/16	2	All
		BM 12117	Gasket-drain plug		2	All
1	17	BM 40282	Dowel pin-clutch cover	13/16" long	2	All
		BM 157830	Driving pin-9" clutch	15/32" long	3	All 6 cyl
		BM 40280	Bolt-flywheel	3/8-24 x 1-1/4	6	All
		F 71237	Nut-flywheel bolt	3/8-24 x 21/64	6	All
		BO 73	Lockwasher-flywheel bolt	3/8	6	All
			CAMSHAFT			
			NOTE - Camshaft 166195 has letter X stamped on front face of flange. Engine using 166195 camshaft must have tappets adjusted to the following clearances, hot; inlet .010", exhaust .012".			
		C 166195	Camshaft		1	All six cyl
		C 166221	Camshaft		1	All eight cyl
		BM 162181	Bearing-No. 1-camshaft	Unfinished	1	All six cyl
		BM 162182	Bearing-No. 2-camshaft	Unfinished	1	All six cyl
		BM 162183	Bearing-No. 3-camshaft	Unfinished	1	All six cyl



Water Pump



Oil Pump



Oil Check Valve

Group & Illus. No.	Plate No.	Part No.	NAME	Per Car	Models	
H7-			CAMSHAFT (Cont'd.)			
		BM 162184	Bearing-No. 1-camshaft	Unfinished	1	All eight cyl
		BM 162185	Bearing-No. 2-camshaft	Unfinished	1	All eight cyl
		BM 162186	Bearing-No. 3-camshaft	Unfinished	1	All eight cyl
		BM 162187	Bearing-No. 4-camshaft	Unfinished	1	All eight cyl
		BM 162188	Bearing-No. 5-camshaft	Unfinished	1	All eight cyl
		MF 162627	Bearing-No. 1-camshaft	Reamed	1	All six cyl
		MF 162628	Bearing-No. 2-camshaft	Reamed	1	All six cyl
		MF 162629	Bearing-No. 3-camshaft	Reamed	1	All six cyl
		MF 162630	Bearing-No. 1-camshaft	Reamed	1	All eight cyl
		MF 162631	Bearing-No. 2-camshaft	Reamed	1	All eight cyl
		MF 162632	Bearing-No. 3-camshaft	Reamed	1	All eight cyl
		MF 162633	Bearing-No. 4-camshaft	Reamed	1	All eight cyl
		MF 162634	Bearing-No. 5-camshaft	Reamed	1	All eight cyl
20	17	BM 43435	Thrust button-camshaft		1	All
21	17	BM 163442	Spring-thrust button		1	All
		BM 160319	Thrust washer-camshaft	Standard	1	All
		BM 162180	Thrust washer-camshaft	Service	1	All
		BM 23625	Thrust plate-camshaft	Riveted to timing case cover	1	All
		BM 555	Rivet-thrust plate	1/8 x 5/16	2	All
H8-			CONNECTING RODS			
			NOTE - For six cylinder engines connecting rods 1,2 & 4 are RH. For eight cylinder engines connecting rods 1,3,5 & 7 are RH; 2,4,6 & 8 are LH.			
			Rods with undersize bearings have the letter U stamped on bearing cap adjacent to dipper. For identification of engine with undersize crankshaft journals see note in			
1	17	F 166241	Connecting rod complete-RH	Standard	3-4	All
2	17	F 166242	Connecting rod complete-LH	Standard	3-4	All
1	17	F 165564	Connecting rod complete-RH	.010 undersize	3-4	All
2	17	F 165565	Connecting rod complete-LH	.010 undersized	3-4	All
		F 166504	Connecting rod complete-RH-Rebabbitted	Exchange	3-4	All
		F 166505	Connecting rod complete-LH-Rebabbitted	Exchange	3-4	All
4	17	BM 155655	Bolt-conn rod	3/8-24 x 2-19/64	AR	All
5	17	BM 155656	Nut-corm rod bolt	3/8-24 x 21/64	AR	All
6	17	MF 170105	Companion nut-conn rod bolt	3/8-24 x .139	AR	All
		F 166244	Bushing-piston pin		6-8	All
H9-			PISTONS			
1	17	F 166584	Piston-Code B	Size 2.9985	6-8	All
		F 166585	Piston-Code D	Size 2.9995	6-8	All
		F 166586	Piston-Code F	Size 3.0005	6-8	All
		F 166587	Piston-Code J	Size 3.0025	6-8	All
		F 166588	Piston-Code L	Size 3.0035	6-8	All
		F 166589	Piston-Code P	Size 3.0055	6-8	All
		F 166590	Piston-Code BO	Size 3.0085	6-8	All
		F 166591	Piston-Code DO	Size 3.0095	6-8	All
		F 166592	piston-Code FO	Size 3.0105	6-8	All
		F 166593	Piston-Code LO	Size 3.0135	6-8	All
		F 166594	Piston-Code BB	Size 3.0185	6-8	All
		F 166595	Piston-Code DD	Size 3.195	6-8	All
		F 166596	Piston-Code FF	Size 3.0205	6-8	All
		F 166597	Piston-Code B000	Size 3.0285	6-8	All
		F 166598	Piston-Code E000	Size 3.030	6-8	All
		F 166243	Piston - semi finished		6-8	All
		BM 43460	Pin-piston ring		13-16	

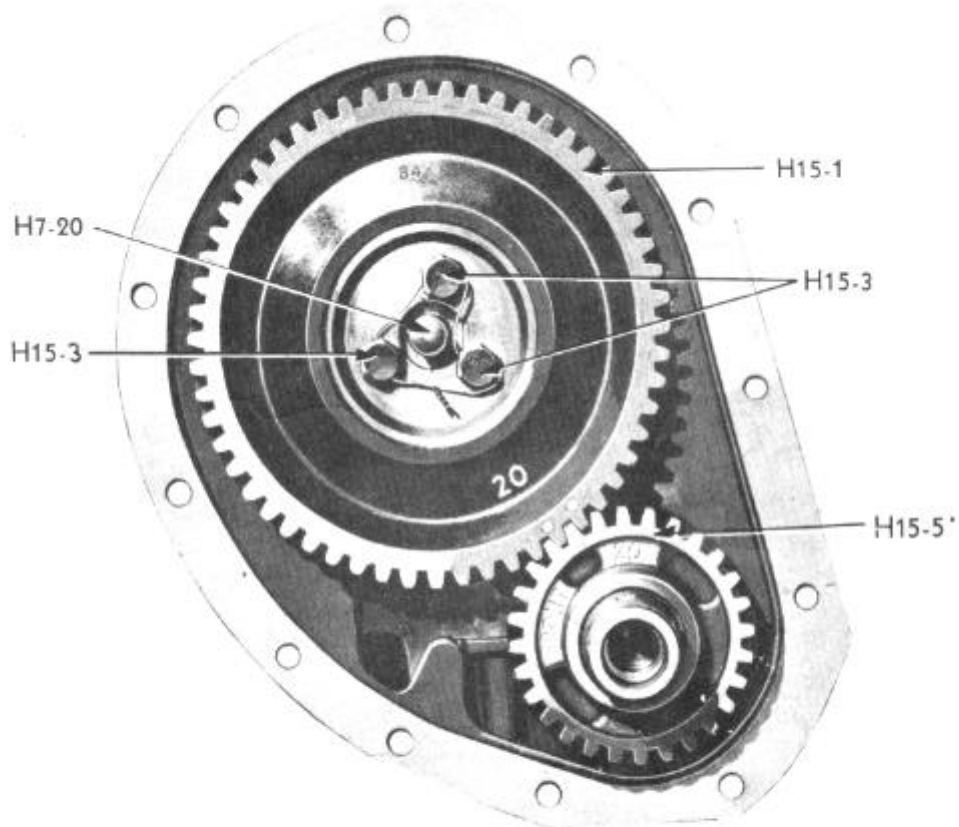
Group & Illus. No.	Plate No.	Part No.	NAME	Per Car	Models	
H9-			PISTONS (Cont'd.)			
		F 37029	Piston pin-standard .002 oversize	6-8	All	
		F 165572	Piston pin .005 oversize	6-8	All	
		F 166573	Piston pin .010 oversize	6-8	All	
		F 165574	Piston pin	6-8	All	
		BM 60063	Lock ring-piston pin	12-16	All	
		SP 166325	Piston ring set-std size	1	All six cyl	
		SP 166444	Piston ring set-.010 o/s	1	All six cyl	
		SP 166445	Piston ring set-.020 o/s	1	All six cyl	
		SP 302554	Piston ring set-.030 o/s	1	All six cyl	
		SP 166327	Piston ring set-std size	1	All eight cyl	
		SP 166448	Piston ring set-.010 o/s	1	All eight cyl	
		SP 166449	Piston ring set-.020 o/s	1	All eight cyl	
		SP 166629	Piston ring set-std size	1	1946-1947 All six cyl	
		SP 166651	Piston ring set-.010 o/s	1	1946-1947 All six cyl	
		SP 166652	Piston ring set-.020 o/s	1	1946-1947 All six cyl	
		SP 166634	Piston ring set-std size	1	1946-1947 All eight cyl	
		SP 166661	Piston ring set-.010 o/s	1	1946-1947 All eight cyl	
		SP 166662	Piston ring set-.020 o/s	1	1946-1947 All eight cyl	
		SP 166329	Piston ring set-std size	1	All six cyl	
		SP 166452	Piston ring set-.010 o/s	1	All six cyl	
		SP 166453	Piston ring set-.020 o/s	1	All six cyl	
		SP 166493	Piston ring set-std size	1	All eight cyl	
		SP 166494	Piston ring set-.010 o/s	1	All eight cyl	
		SP 166495	Piston ring set-.020 o/s	1	All eight cyl	
		SP 166630	Piston ring set-std size	1	All six cyl	
		SP 166653	Piston ring set-.010 o/s	1	All six cyl	
		SP 166654	Piston ring set-.020 o/s	1	All six cyl	
		SP 166633	Piston ring set-std size	1	All eight cyl	
		SP 166659	Piston ring set-.010 o/s	1	All eight cyl	
		SP 166660	Piston ring set-.020 o/s	1	All eight cyl	
H10-			VIBRATION DAMPENER			
	1	17	BM 166301	Vibration dampener assembly	1	All
	2	17	BM 166299	Pulley-fan belt	1	All
	3	17	BM 166300	Hub-dampener	1	All
			BM 155481	Facing-dampener	2	All
	4	17	BM 37025	Plate-dampener cover 5/16-18 x 7/8	1	All
	5	17	BZ 908	Bolt-dampener cover plate 5/16	6	All
			BT 70414	Lockwasher-dampener cover plate bolt	6	All
	6	17	MF 40286	Spacer-dampener No. A Woodruff	1	All
	7	17	BM 71199	Key-dampener hub No. A Woodruff 3/4-16 x 1-11/16	1	All
	8	17	BM 164169	Cap screw-dampener to crankshaft	1	All
			BM 37015	Washer-dampener to crankshaft cap screw	1	All
H11-			VALVES AND TAPPETS			
	1	17	F 166330	Valve-inlet	6	All six cyl
	1	17	F 166308	Valve-inlet	8	All eight cyl
	2	17	F 166331	Valve-exhaust	6	All six cyl
	2	17	F 166311	Valve-exhaust	8	All eight cyl
	3	17	F 161965	Spring-valve	12-16	All
	4	17	BM 155363	Seat-valve spring	12-16	All
	5	17	BM 60104	Retainer-valve spring seat	12-16	All
	7	17	F 166199	Guide-inlet valve	6-8	All



Group & Illus. No.	Plate No.	Part No.	NAME	Per Car	Models
H11-			VALVES AND TAPPETS (Cont'd.)		
8	17	F 166200	Guide-exhaust valve	6 -8	All
9	17	F 166233	Tappet-valve	12-16	All
10	17	MF 61512	Screw-valve tappet adjusting	12-16	All
11	17	MF 45359	Nut-valve tappet adjusting screw	1246	All
12	17	MF 166232	Guide-valve tappet	12-16	All
		BM 60681	Clamp-valve tappet guide	6 -8	All
		BZ 908	Bolt-valve tappet guide clamp	5/16-18 x 7/8	All
		BT 70414	Lockwasher-valve tappet guide clamp bolt	6-8	All
		BZ 6440	Plain washer-valve tappet guide clamp bolt	6-8	All
18	17	BM 152647	Cover assembly-valve chamber	2	All six cyl
18	16	BM 44620	Cover assembly-valve chamber	2	All eight cyl
		BM 162999	Decalcomania-valve cover	1	All six cyl
		BM 44629	Plate-valve cover	2	All eight cyl
		F 152649	Gasket-valve cover	2	All six cyl
		F 44622	Gasket-valve cover	2	All eight cyl
		F 161739	Gasket kit-valve cover	Service	1 All six cyl
		F 163526	Gasket kit-valve cover	Service	1 All eight cyl
20	17	BM 44623	Screw-valve cover	1/4-20 x 3-3/8	2 All six cyl
20	17	BM 44624	Screw-valve cover	1/4-20 x 4-13/16	2 All six cyl
20	17	BM 70204	Screw-valve cover	5/16-18 x 3-1/4	2 All eight cyl
		BO 70155	Washer-valve chamber screw	17/64 x 5/8 x 1/32	4 All six cyl
		BO 40429	Gasket-valve cover screw		4 All six cyl
22	16	BM 164594	Tube-breather	2	All
		BM 164595	Gasket-breather tube	2	All
HH12-			OIL PAN		
1	17	C 166306	Oil pan assembly	1	All six cyl
1	17	C 166196	Oil pan assembly	1	All eight cyl
2	17	BM 38023	Pipe assembly-oil return	1	All six cyl
2	17	BM 36406	Pipe assembly-oil return	1	All eight cyl
		BM 44749	Flange-suction pipe	1	All six cyl
		BM 44750	Flange-suction pipe	1	All eight cyl
5	17	BM 164736	Pipe-suction	1	All
		BM 44751	Soldering plate-suction pipe	1	All
6	17	C 157881	Tray assy-oil pan	1	All six cyl
6	17	C 44756	Tray assy-oil pan	1	All eight cyl
		F 157875	Gasket-oil pan	2	All six cyl
		F 44735	Gasket-oil pan	2	All eight cyl
		BM 219	Bolt-oil pan	5/16-18 x 3/4	AR All
9	17	BZ 12275	Bolt-oil suction pipe	5/16-18 x 1	2 All
		BT 70414	Lockwasher-oil pan bolt	5/16	AR All
		BZ 70177	Plain washer-oil pan bolt	.317 x 5/8 x 1/32	2 All
10	17	BM 5710	Drain plug-oil pan	1/2" ext head	1 All
		BM 157876	Seal-oil pan suction pipe		1 All
H13-			OIL PUMP, CHECK VALVE AND FILTER		
1	16	MF 166312	Oil pump assembly	1	All six cyl
1	16	MF 166313	Oil pump assembly	1	All eight cyl
		BM 301941	Oil pump assembly-less fittings	1	All
2	18	BM 44687	Body-oil pump	1	All
3	18	BM 44688	Plug-oil pump body	2	All
4	18	BM 44689	Gasket-oil pump body plug	2	All
5	18	BM 44690	Plunger-oil pump	1	All
		BM 166314	Shaft-oil pump	1	All
7	18	BM 44693	Bushing-oil pump shaft	1	All

Group & Illus. No.	Plate No.	Part No.	NAME	Per Car	Models
H13-			OIL PUMP, CHECK VALVE AND FILTER (Cont'd.)		
9	18	BM 166315	Gear-oil pump	1	All
10	18	BM 71195	Pin-oil pump gear	1/8 x 7/8	1 All
		BM 170386	Union-pump end-pump to check valve pipe	45°	1 All six cyl
		BM 17976	Union-pump end-pump to check valve pipe	Straight	1 All eight cyl
14	18	BM 17976	Union-pump end-pump to cylinder pipe	Straight	1 All
15	18	BM 70192	Elbow-oil pump suction pipe union	90°	1 All
		MF 33179	Gasket-oil pump body		1 All
17	17	BZ 71067	Bolt-oil pump body	5/16-18 x 2 3/8	2 All
		BT 70414	Lockwasher-oil pump body bolt	51/6	2 All
18	16	MF 166316	Oil check valve assembly		1 All
19	18	BM 40296	Body-check valve		1 All
20	18	BM 19960	Plug-check valve body		1 All
21	18	BM 6791	Gasket-check valve body plug		1 All
22	18	BM 37270	Ball-check valve		1 All
23	18	BM 45201	Plunger-check valve		1 All
24	18	BM 37787	Spring-check valve plunger		1 All
25	18	BM 45203	Pin-check valve plunger		1 All
26	18	BM 45202	Retainer-check valve plunger pin		1 All
27	18	MF 37776	Pin assembly-pressure indicator contact		1 All
28	18	MF 37777	Gasket-outer-contact pin		1 All
		BM 166599	Gasket-inner-contact pin		1 All
		BZ 71109	Plain washer-pressure indicator terminal		1 All
		BZ 12111	Lockwasher-pressure indicator terminal	3/16	1 All
29	18	BM 71115	Nut-pressure indicator terminal	10-32 x 1/8	2 All
30	18	BM 37791	Nut-pressure indicator contact pin		1 All
31	18	BM 170387	Elbow-valve end-pump to check valve pipe	90°	1 All
32	16	BM 157871	Pipe assembly-pump to check valve		1 All six cyl
33	16	BM 166045	Pipe assembly-pump to check valve		1 All eight cyl
34	16	BM 157873	Pipe assembly-pump to cylinder		1 All six cyl
35	16	BM 153459	Pipe assembly-pump to cylinder		1 All eight cyl
		BM 170955	Nut-for 5/16" pipe		AR All
36	16	BM 170387	Elbow-crank case end-pump to cyl pipe	90°	1 All
37	16	BM 160919	Pipe assembly-oil pump suction		1 All six cyl
38	16	BZ 153461	Pipe assembly-oil pump suction		1 All eight cyl
39	16	BM 71092	Elbow-crank end-oil pump suction pipe	90°	1 All
		BM 71090	Nut-oil pump suction pipe sleeve	1/2"	2 All
		BM 71089	Sleeve-oil pump suction pipe		2 All
		HA 161040	Oil filter kit	Service	1 All
		HA 161041	Oil filter assy	Service	1 All
		BM 170410	Elbow-oil filter	90°	2 All
		BM 161773	Gasket-oil filter cover		1 All
		BM 161046	Hose-outlet-oil filter		1 All
		BM 171045	Hose-inlet-oil filter		1 All
		BM 161048	Extension-check valve body		1 All
		BM 170410	Elbow-extension	90°	1 All
		BM 170411	Elbow-check valve	90°-3 way	1 All
		BO 71384	Bolt-mounting bracket to dash	5/16-18 x 5/8	2 All
		BO 71153	Lockwasher-mounting bracket to dash bolt	3/16	2 All
		BZ 170155	Plain washer-mounting bracket to dash bolt		3 All
		BO 70674	Nut-mounting bracket to dash bolt		2 All
		HA 161007	Cartridge-oil filter replacement	Service	1 All
H14-			WATER PUMP AND FAN		
		F 166284	Water pump sub-assembly		1 All exc 54-174
		BM 166285	Water pump sub-assembly	By-pass type	1 54,174
		F 166286	Repair parts kit-water pump		1 All
5	18	BM 150215	Body assembly-water pump		1 All exc 54-174

Group & Illus. No.	Plate No.	Part No.	NAME	Per Car	Models
H14-			WATER PUMP AND FAN (Cont'd.)		
5	18	BM 155288	Body assembly-water pump	1	54,174
6	18	F 150228	Bushing-body	2	All
7	18	F 158938	Impeller-water pump	1	All
8	18	BM 150225	Cup-impeller	1	All
9	18	F 166281	Shaft & pulley hub assy-water pump	1	All
10	18	F 155290	Seal-water pump shaft	1	All
11	18	F 166298	Thrust washer-shaft seal	1	All
12	18	F 150233	Compression spring-shaft seal	1	All
13	18	F 158939	Washer-compression spring	1	All
14	18	F 157895	Retainer-shaft seal	1	All
15	18	F 150235	Spring-shaft seal retainer	1	All
16	18	F 150219	Gasket-body	1	All
		BZ 2346	Pipe plug-body	1	All
		BM 166335	Grease fitting-body	1	All
			3/8 ext head	1	All
			Pressure relief type	1	All
17	18	BM 150236	Pulley assembly-water pump.	1	All
18	18	BM 150220	Housing assembly-impeller	1	All
19	18	F 150222	Gasket-impeller housing	1	All
20	18	BM 227	Stud-impeller housing	3	All
		BT 73	Lockwasher-impeller housing stud	3	All
		BM 110	Nut-impeller housing stud	3	All
		BT 9824	Bolt-impeller housing to cylinder	2	All
		BO 71076	Lockwasher-impeller housing to cylinder stud	2	All



Timing Gears  
PLATE 19

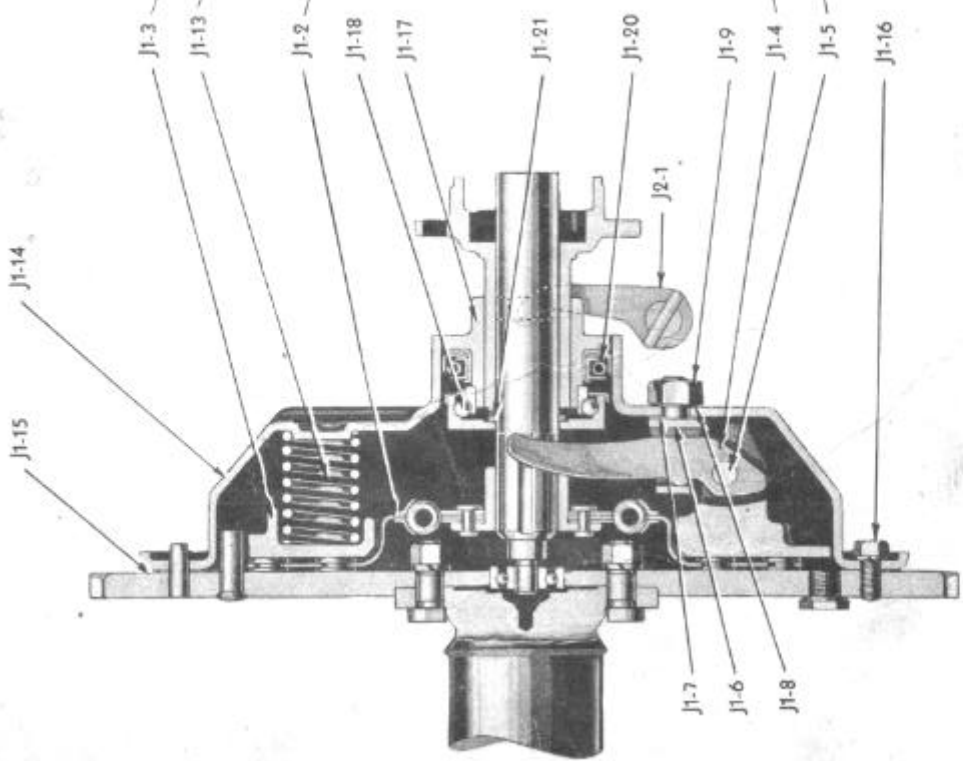
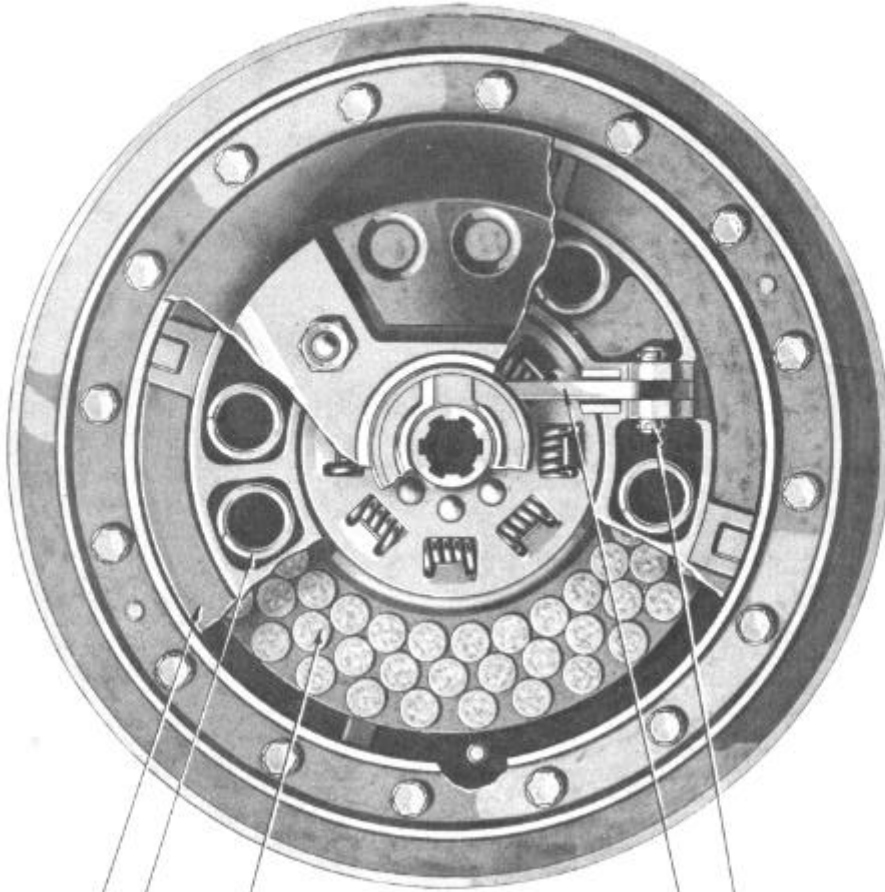
Group & Illus. No.	Plate No.	Part No.	NAME	Per Car	Models
H14-			WATER PUMP AND FAN (Cont'd.)		
26	16	F 166283	Hose-water pump outlet	1	All
		F 150244	Hose-water pump by pass	1	54,174
		F 170940	Clamp-outlet hose	2	All
29	18	F 71255	Clamp-by-pass hose	2	54,174
30	18	MF 166280			
31	18	BM 45926	Fan blade-water pump	2	All
32	18	BM 219	Cushion-fan blade	1	All
		BM 46086	Bolt-fan blade	4	All
H15-		F 150242	Lock-fan blade bolt	2	All
			Fan belt	1	All
			TIMING GEARS		
			NOTE - Second type aluminum camshaft gear replaced first type fiber gear on 1946 six cylinder cars with serial No. 13121. Aluminum gear used on all 1946 eight cylinder cars, and on all 1947 cars.		
			Earlier 1946 six cylinder cars with aluminum gear are as follows: 11353 thru 11379, 12443, 12768, 12163, 13031, 13110.		
			Later 1946 cars equipped with fiber gear are as follows: These are all Model 58: 13139, 13154, 13181, 13212, 13243, 13256, 13293, 13309, 13321, 13347, 13400, 13413, 13424, 13436, 13454, 13463, 13474, 13489, 13499, 13512, 13525.		
1	19	F 165907	Timing gear replacement kit-consists of crankshaft gear, aluminum camshaft gear and necessary parts to make installation on cars originally equipped with fiber gear.	1	1946 6 cyl (1st type)
		F 165908	Timing gears-matched set-includes aluminum cam gear	1	All
		F 165529	Camshaft gear kit-consists of fiber camshaft gear, cover gasket, oil seal, spacer and thrust washer	1	1946-6 cyl (1st type)
1	19	F 162163	Camshaft gear-fiber-std size	1	1946 6 cyl (1st type)
3	19	F 162164	Camshaft gear-fiber-.004 oversize	12	1946 6 cyl (1st type)
3	19	BM 4934	Bolt-for.fiber camshaft gear	3	1946 6 cyl (1st type)
		BM 170898	Bolt for aluminum camshaft gear	3	All
5	19	BM 165903	Reinforcing plate-for aluminum camshaft gear	1	All
		F 166310	Crankshaft gear	1	All
		BM 11799	Key-for crankshaft gear	1	All
		BM 166309	Cover assembly-timing gear	1	six cyl
10	17	BM 166307	Cover assembly-timing gear	1	eight cyl
		BM 23625	Thrust plate-camshaft	1	All
		BM 555	Rivet-camshaft thrust plate	2	All
		MF 40151	Oil seal-timing gear cover	1	All
		F 40150	Gasket-timing gear cover	1	All
		BO 170499	Bolt-timing gear cover	12	All
		BZ 122	Nut-timing gear cover bolt	3	All
		BT 70414	Lockwasher-timing gear cover bolt	3	All

## CLUTCH

1946-1947

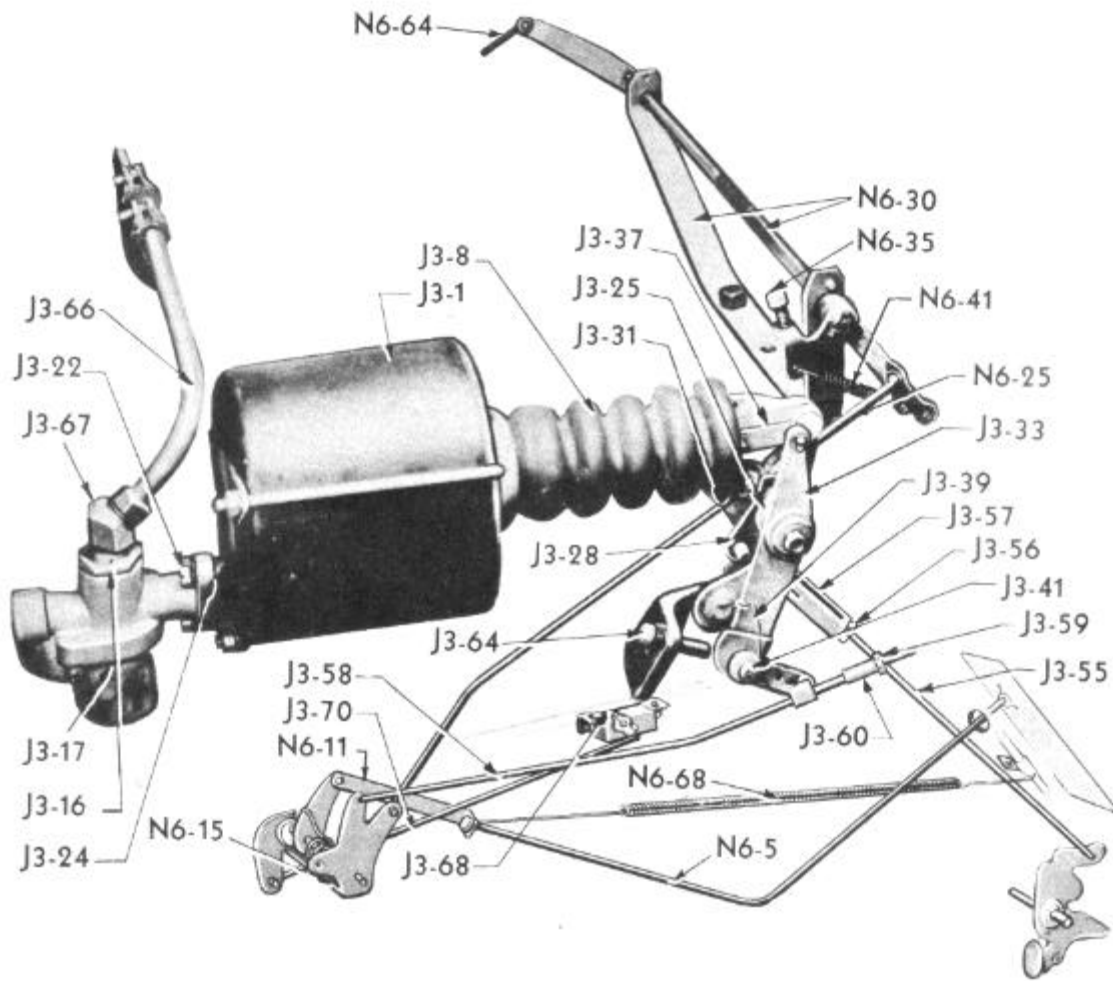
J

Group & Illus. No.	Plate No.	Part No.	NAME	Per Car	Models
J1-			CLUTCH NOTE - 9" clutch with 9 outer and 6 inner springs (9-9-6) is standard for models 51-52-171-172 without OD, VD or IOM. 10" clutch with 12 outer and no inner springs (10-12-0) is standard for models 51-52-171-172 with OD, VD or HDM, 58,178, all police cars and taxi cabs. 10" clutch with 12 outer and 3 inner springs (10-12-3) is standard for models 53-54-173-174		
		BT 166245	Clutch assembly-(9-9-6) Without OD-VD-HDM	1	51,52,171,172
		BT 166340	Clutch assembly-(10-12-0) With OD-VD-HDM	1	51,52,171,172
		BT 166341	Clutch assembly-(10-12-3)	1	53,54,173,174
		BT 166340	Clutch assembly-(10-12-0)	1	58,178, police cars & taxi cabs
		F 166320	Driving plate kit-9" clutch Service	1	51,52,171,172
2	20	F 166246	Driving plate assembly-9" clutch Without OD-VD-HDM	1	51,52,171,172
2	20	F 166192	Driving plate assembly-10" clutch With OD-VD-HDM	1	53,54,58,173,174,178
2	20	F 166192	Driving plate assembly-10" clutch	1	Police cars & taxi cabs
2	20	F 166192	Driving plate assembly-10" clutch	1	cabs
		F 166247	Pressure plate-9" clutch Without OD-VD-HDM	1	51,52,171,172
		F 166336	Pressure plate-10" clutch With OD-VD-HDM	1	51,52,171,172
		F 166336	Pressure plate-10" clutch	1	53,54,58,173,174,178
		F 166336	Pressure plate-10" clutch	1	Police cars & taxi cabs
4	20	TF 166248	Throw out finger-9" clutch Without OD-VD-HDM.	3	51,52,171,172
4	20	BT 166339	Throw out finger-10" clutch With OD-VD-HDM	3	51,52,171,172
4	20	BT 166339	Throw out finger-10" clutch 7/16	3	53,54,58,173,174,178
4	20	BT 166339	Throw out finger-10" clutch 7/16-20 x 3/8	3	Police cars & taxi cabs
5	20	BT 47633	Pin-throwout finger 7/16-20 x 23/64	3	All
6	20	TF 166249	Retainer-throwout finger	3	All
7	20	BT 170663	Plain washer-throwout finger retainer	3	All
8	20	BX 70867	Lockwasher-throwout finger retainer 7/16	3	All
9	20	BZ 70194	Nut-throwout finger retainer 7/16-20 x 3/8	3	All with 9" clutch
9	20	BT 164531	Nut-throwout finger retainer 7/16-20 x 23/64	3	All with 10" clutch
13	20	TF 166250	Spring-clutch engaging-outer	9	All with 9" clutch
13	20	TF 166251	Spring-clutch engaging-outer	12	All with 10" clutch
		TF 155224	Spring-clutch engaging-inner	6	All with 9" clutch
		TF 155224	Spring-clutch engaging-inner	3	53,54,173,174
14	20	BT 166252	Cover-clutch	1	All with 9" clutch
14	20	BT 166338	Cover assembly-clutch	1	All with 10" clutch
		BT 164530	Lug-driving-on cover	3	All with 10" clutch
		BT 170663	Plain washer-driving lug	3	All with 10" clutch
		BX 70867	Lock washer-driving lug 7/16	3	All with 10" clutch
		BT 164531	Nut-driving lug 7/16-20	3	All with 10" clutch
15	20	F 40046	Gasket-clutch cover	1	All with 9" clutch
15	20	F 42632	Gasket-clutch cover	1	All with 10" clutch
16	20	F 170961	Bolt-clutch cover 5/16-24 x 3/4	16	All with 9" clutch
16	20	BZ 70631	Bolt-clutch cover 5/16-24 x 7/8	16	All with 10" clutch
		BT 70414	Lockwasher-clutch cover bolt 5/16	16	All
17	20	BT 166255	Collar assembly-clutch	1	All
17	20	BT 166256	Collar-clutch	1	All
18	20	F 446463	Bearing-clutch throwout	1	All
20	20	F 40047	Oil seal-clutch throwout bearing	1	All
21	20	BT 42587	Grease retainer-clutch throwout bearing	1	All
J2-			CLUTCH CONTROL		
		BT 165397	Shifter yoke, shaft and coupling lever assy	1	All
			NOTE - 165397 assembly consists of shaft with yoke and coupling lever pinned loosely in position.		

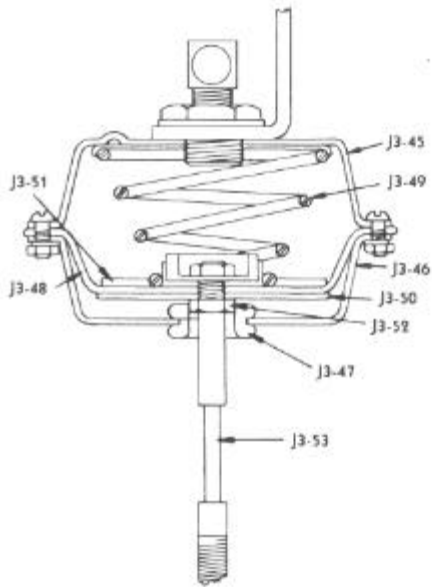


Clurch  
PLATE 20

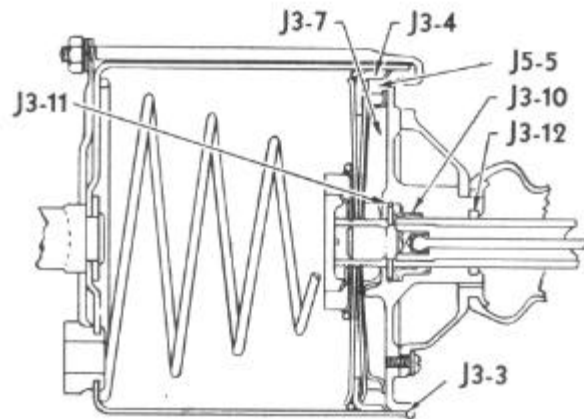
Group & Illus. No.	Plate No.	Part No.	NAME	Per Car	Models
J2-			CLUTCH CONTROL (Cont'd.)		
		BT 163234	Yoke shaft and coupling lever assembly LHD	1	All
		BT 162818	Yoke shaft and coupling lever assembly RHD	1	All
1	20	BT 40055	Yoke-clutch shifter	1	All
		BT 71174	Taper pin-clutch shifter yoke #4 x 1-1/8	2	All
		BT 162195	Shaft-clutch shifter yoke-not drilled LHD	1	All
		BT 182196	Shaft-clutch shifter yoke-not drilled RHD	1	All
3	26	BT 163235	Coupling lever-clutch shifter yoke shaft LHD	1	All
		BT 152643	Coupling lever-clutch shifter yoke shaft RHD	1	All
		BZ 2354	Taper pin-coupling lever #5 x 1-3/8	1	All
		ZF 43964	Bushing-rubber-coupling lever	1	All
		BZ 160683	Return spring-coupling lever Without HDM	1	All
		BZ 164488	Return spring-coupling lever With HDM	1	All
		BZ 33539	Clip-return spring With HDM	1	All
		BZ 30868	Clip-return spring Without OD-with HDM	1	All
		BT 162819	Lever-shifter yoke shaft control RHD	1	All
		BZ 2354	Taper pin-shifter yoke shaft control lever RHD	1	All
10	11	BZ 162801	Cross shaft & bracket assembly LHD	1	All
		BZ 162813	Cross shaft & bracket assembly LHD	1	All six cyl
		BZ 162814	Cross shaft & bracket assembly RHD	1	All eight cyl
		BZ 162802	Bracket-cross shaft LHD	1	All
		BZ 162817	Bracket-cross shaft RHD	1	All
		BZ 152570	Coupling lever-cross shaft LHD	1	All
		BZ 152571	Coupling lever-cross shaft RHD	1	All
		BZ 162847	Cross shaft & pedal lever assembly LHD	1	All
		BZ 162848	Cross shaft & pedal lever assembly RHD	1	All
		BZ 162806	Pad-rubber-coupling lever LHD	2	All
		BZ 152572	Pad-rubber-coupling lever LHD	2	All
		BZ 42938	Felt-cross shaft	1	All
		BZ 45053	Retainer-cross shaft felt	1	All
		BZ 45054	Spring-cross shaft felt retainer	1	All
		BO 18227	Washer-cross shaft felt retainer spring 3/4	1	All
		BZ 2354	Taper pin-coupling lever to shaft #5 x 1-3/8	1	All
		BM 219	Bolt-cross shaft bracket 5/16-18 x 3/4	2	All
		BT 70414	Lockwasher-cross shaft bracket bolt 5/16	2	All
		BZ 164427	Link assembly-clutch control	1	All six cyl
		BZ 163373	Link assembly-clutch control	1	All eight cyl
22	11	BZ 162299	Link-clutch control	1	All
23	11	BZ 71290	Clevis-clutch control link 2-3/32 long	1	All six cyl
23	11	BZ 170533	Clevis-clutch control link 1-3/32 long	1	All eight cyl
24	11	BT 71030	Nut-clutch control link clevis 5/16-24 x 3/16	1	All
25	11	BZ 8683	Clevis pin-clutch control link clevis 5/16 x 1-1/32	1	All
26	11	BT 71256	Clevis pin-clutch control link to pedal	1	All
J3-			VACUMOTIVE DRIVE Vacumotive Drive optional on LHD only.		
		HA 166023	Vacumotive drive-complete kit Without OD	1	All six cyl
		HA 166024	Vacumotive drive-complete kit Without OD	1	All eight cyl
		HA 166025	Vacumotive drive-complete kit With OD	1	All six cyl
		HA 166026	Vacumotive drive-complete kit With OD	1	All eight cyl
		BZ 163229	Power cylinder complete-1st type	1	1946-1947 without HDM
		BZ 165990	Power cylinder complete-2nd type	1	1947 without HDM
		BZ 165671	Power cylinder complete-1st type-includes throttle lock	1	1946 with HDM
		BZ 165894	Power cylinder complete-2nd type-includes throttle lock	1	All with HDM
			NOTE - In 1st type power units, the power cylinder solenoid valve has terminal posts for bullet type wire terminals, and the throttle lock solenoid valve has a 2 prong terminal plate. In 2nd type power units, the power cylinder solenoid valve has a 2 prong terminal plate, and the throttle lock solenoid valve has a 3 prong plate.		



Vacumotive Drive



Throttle Lock Diaphragm



VD Power Cylinder



## CLUTCH

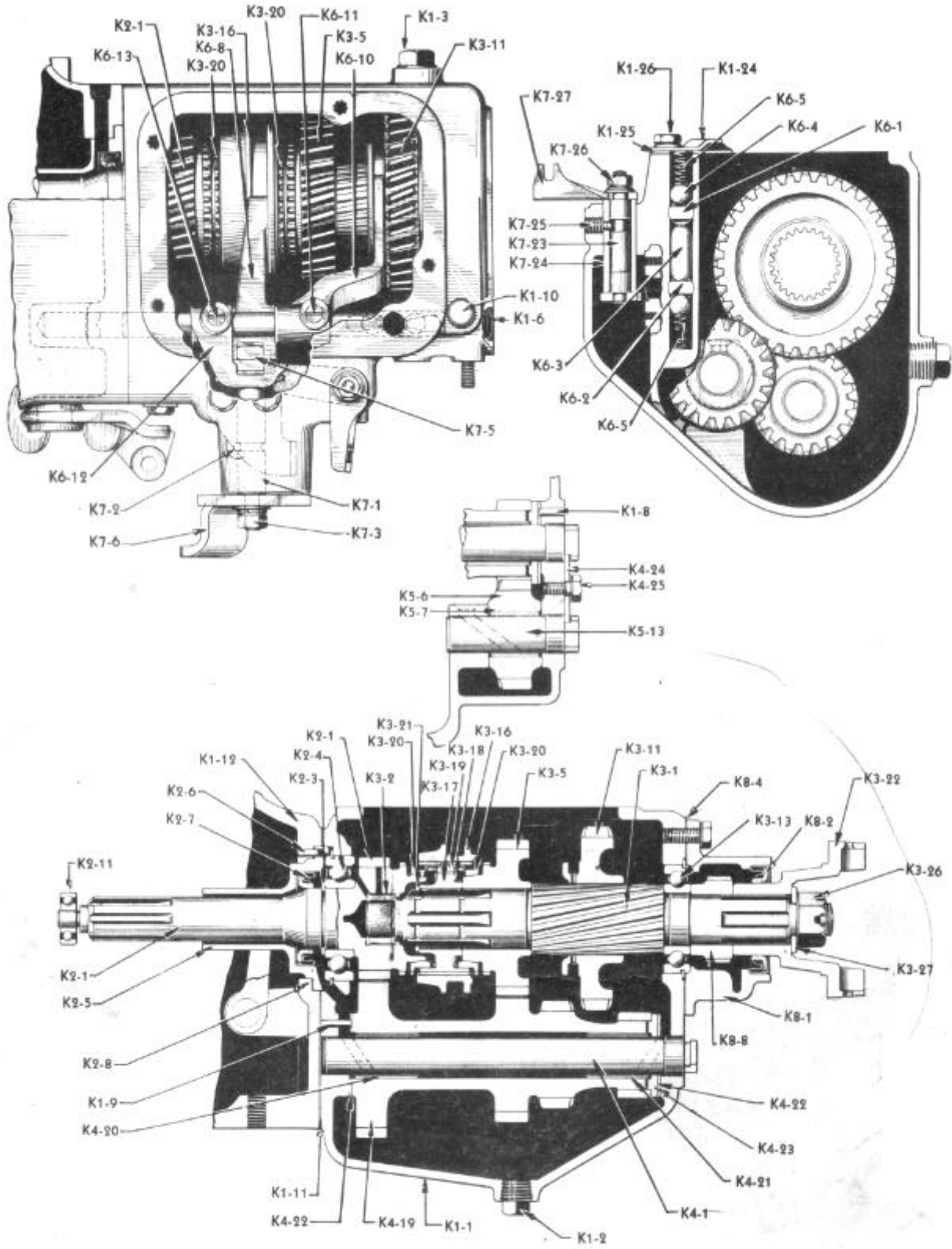
1946-1947

J

Group & Illus. No.	Plate No.	Part No.	NAME	Per Car	Models	
J3-			VACUMOTIVE DRIVE (Cont'd.)			
1	21	BZ 156475	Cylinder assembly- less valve	1	All	
		BZ 156478	End plate assembly-cylinder	1	All	
3	21	BZ 44004	Gasket-end plate	1	All	
4	21	BZ 151149	Packing-piston	1	All	
5	21	BZ 151150	Ring-piston packing	1	All	
		BZ 151146	Felt assembly-piston	1	All	
7	21	BZ 156487	Retainer-piston felt	1	All	
8	21	BZ 156496	Guard-piston rod	1	All	
		BT 43912	Nut-piston rod	2	All	
		BT 160413	Stop-piston rod	1	All	
10	21	BT 156491	Seal-piston rod	1	All	
11	21	BT 156493	Spring-piston rod seal	1	All	
12	21	BT 156494	Felt-piston rod	1	All	
		BT 156495	Retainer-piston rod felt	1	All	
		BZ 156500	Valve & rod assy-piston	1	All	
		BZ 33539	Clip-cylinder tension spring	1	All	
			NOTE - 1st type power cylinder solenoid valve has terminal posts for bullet type wire terminals; 2nd type has 2 prong terminal plate.	1	All	
			1st type throttle lock solenoid valve has 2 prong terminal plate; second type has 3 prong terminal plate.	1	1947	
				1	1946 with HDM	
				1	1946-1947 with HDM	
				1	All	
16	21	BZ 156537	Valve assembly-solenoid-power cyl control-1st type	1	All	
16	21	BZ 165993	Valve assembly-solenoid-power cyl control-2nd type	1	All	
		BZ 165672	Valve assembly-solenoid-throttle lock-1st type	1	All	
		BZ 165830	Valve assembly-solenoid-throttle lock-2nd type	1	All	
		BZ 164890	Body-throttle lock solenoid valve	1-2	All	
17	21	BZ 164882	Solenoid & housing assy-power cyl control-1st type	1-2	All	
		BZ 166141	Solenoid & housing assy-power cyl control-2nd type.	1-2	All	
		BZ 166101	Solenoid & hsg assy-throttle lock control-1st type	1-2	All	
		BZ 166142	Solenoid & hsg assy-throttle lock control-2nd type	1	All	
		BZ 156551	Gasket-solenoid housing	1-2	All	
		BZ 156554	Plunger-solenoid	2	All	
		BZ 164884	Disc-solenoid plunger	2	All with HDM	
		BT 48715	Spring-solenoid plunger	2	All	
		BT 48541	Check valve-power cyl solenoid valve	2	All with HDM	
		BT 48542	Check nut-solenoid valve body	1	All with HDM	
22	21	BZ 71264	Bolt-solenoid valve to cylinder	5/16-24 x 3/4	1-2	All
		BX 71099	Bolt-throttle lock solenoid valve	5/16-24 x 5/8	1	All
		BO 71153	Lockwasher-solenoid valve to cyl bolt	5/16	1	All
		BO 70098	Lockwasher-throttle lock solenoid valve to cyl		1	All
		BZ 164887	Plate assembly-throttle lock valve to cyl mounting		1	All
24	21	BZ 44020	Gasket-solenoid & throttle lock valve mounting		1	All
25	21	BZ 156506	Bellcrank assembly-valve control		1	All
		BZ 156511	Pivot bolt-valve control bellcrank		1	All
		BO 71153	Lockwasher-bellcrank pivot bolt	5/16	1	All
		BO 12481	Nut-bellcrank pivot bolt	5/16-24 x 17/64	1	All
28	21	BZ 156512	Shaft assembly-compensating lever		1	All
		EX 103	Check ball-compensating lever shaft	1/4"	1	All
		BZ 156516	Spring-compensating lever shaft check ball		1	All
31	21	BZ 156517	Lever assembly-compensating trip		1	All
		BZ 162868	Plain washer-compensating trip lever shaft		1	All
		BO 71443	Nut-compensating trip lever shaft		1	All
		BZ 156562	Spring-compensating trip lever		1	All
33	21	BZ 156521	Lever assembly-valve control		1	All
		BZ 156525	Eccentric bushing-valve control lever		1	All
		BZ 156526	Pin-eccentric bushing		1	All
		BZ 155937	Plain washer-valve lever shaft		1	All
		BO 71443	Nut-valve lever shaft		1	All
		BZ 157094	Trunnion-piston valve rod		1	All
37	21	BZ 157095	Link assembly-valve lever to trunnion		1	All
		BZ 156531	Cam-valve lever		1	All

Group & Illus. No.	Plate No.	Part No.	NAME	Per Car	Models	
J3-			VACUMOTIVE DRIVE (Cont'd.)			
39	21	BZ 156532	Spring-valve lever cam	1	All	
		BZ 156533	Spacer-valve lever cam	1	All	
		BZ 156534	Spacer-flanged-valve lever cam	1	All	
41	21	BZ 170157	Screw-valve lever cam	10-24 x 1	1	All
		BZ 12111	Lockwasher-valve lever cam screw	3/16	1	All
		BZ 166029	Plain washer-valve lever cam screw		1	All
		BZ 17944	Nut-valve lever cam screw	10-24x 1/8	1	All
		BZ 164900	Cylinder assembly-throttle lock diaphragm		1	All with HDM
45	21	BT 152287	Housing assembly-upper-throttle lock diaphragm cyl		1	All with HDM
46	21	BT 152286	Housing assembly-lower-throttle lock diaphragm cyl		1	All with HDM
47	21	BZ 71152	Grommet-lower housing		1	All with HDM
48	21	BT 152282	Diaphragm-throttle lock		1	All with HDM
49	21	BZ 164901	Spring-diaphragm return		1	All with HDM
50	21	BT 152283	Plate-diaphragm		1	All with HDM
51	21	BT 152284	Plate-flanged-diaphragm		1	All with HDM
		BT 48436	Washer-diaphragm		1	All with HDM
		BZ 164904	Felt-diaphragm		1	All with HDM
		BZ 164905	Plate-outer-diaphragm felt		1	All with HDM
		BZ 164906	Plate-inner-diaphragm felt		1	All with HDM
52	21	BO 71443	Check nut-diaphragm felt	1/4-28 x 7/32	2	All with HDM
53	21	BZ 164907	Cable assembly-diaphragm		1	All with HDM
		BZ 164908	Bracket-diaphragm mounting		1	All with HDM
		BX 70532	Lockwasher-mounting bracket		1	All with HDM
		BZ 164909	Nut-mounting bracket		1	All with HDM
		BT 1634	Screw-diaphragm housing		6	All with HDM
		BO 71456	Screw-diaphragm housing mounting		2	All with HDM
		BT 71679	Lockwasher-diaphragm housing screw		6	All with HDM
		BO 71152	Nut-diaphragm housing screw		6	All with HDM
		BZ 164899	Elbow-diaphragm vacuum connection		1	All with HDM
		BO 71443	Nut-diaphragm rod		2	All with HDM
		BZ 164189	Swivel-diaphragm rod		1	All with HDM
		BZ 164894	Tube assembly-upper-valve to diaphragm		1	All with HDM
		BZ 164897	Tube assembly-lower-valve to diaphragm		1	All with HDM
		BZ 170665	Connection-top-throttle lock solenoid vacuum		1	All with HDM
		BZ 164417	Hose-vacuum connection		1	All with HDM
		BZ 164896	Sleeve-solenoid to diaphragm tube		1	All with HDM
		BZ 155739	Bracket assembly-cyl mounting		1	All six cyl
		BZ 155718	Bracket assembly-cyl mounting		1	All eight cyl
		BO 170405	Nut-bracket to cyl head stud	3/8-16	2	All six cyl
		BZ 170571	Nut-bracket to cyl head stud	7/16-14	2	All eight cyl
		BO 71722	Bolt-cyl to bracket	3/8-24 x 1-3/8	1	All
		BX 12415	Nut-cyl to bracket bolt	3/8-24 x 21/64	1	All
		BZ 71719	Companion nut-cyl to bracket bolt	3/8-24	1	All
		BZ 164404	Spring-cyl tension		1	All
		BZ 155720	Bracket assembly-bellcrank		1	All six cyl
		BZ 155722	Bracket assembly-bellcrank		1	All eight cyl
55	21	BZ 163207	Rod-bellcrank to coupling lever		1	All
		BT 70414	Lockwasher-bellcrank to coupling lever rod	5/16	1	All
56	21	BO 12481	Nut-bellcrank to coupling lever rod	5/16-24 x 17/64	2	All
57	21	BZ 1505S5	Link-bellcrank to coupling lever rod		1	All
		BT 71256	Clevis pin-bellcrank to coupling lever rod link		1	All
		BZ 170155	Plain washer-link clevis pin	11/32x11/ 16x1/16	2	All
		BZ 40436	Spring-link clevis pin		1	All
		BM 155742	Tension washer-bellcrank shaft		1	All
		BO 71268	Plain washer-bellcrank shaft	17/32x3/4x1/16	1	All
		BZ 908	Bolt-bellcrank brkt to cylinder	5/16-18 x 7/8	3	All
58	21	BZ 164185	Rod assembly-threaded sleeve		1	All six cyl
58	21	BZ 164187	Rod assembly-threaded sleeve		1	All eight cyl
		BZ 1349	Plain washer-threaded sleeve rod		1	All
59	21	BO 71073	Nut-threaded sleeve rod	10-32 x 1/8	1	All
		BT 164222	Clip-threaded sleeve rod retainer		1	All
60	21	BZ 155728	Threaded sleeve-valve lever cam		1	All
64	21	BZ 155729	Knurled screw-valve lever cam adjusting		1	All
		BZ 155730	Spring-for knurled adjusting screw		1	1946
		BO 71443	Nut-for knurled adjusting screw	1/4-28 x 7/32	1	1947

Group & Illus. No.	Plate No.	Part No.	NAME	Per Car	Models
J3-			VACUMOTIVE DRIVE (Cont'd.)		
66	21	BT 155861	Pipe assembly-manifold end-vacuum	1	All six cyl
66	21	BT 158813	Pipe assembly-manifold end-vacuum	1	All eight cyl
		BT 155863	Pipe assembly-valve end-vacuum	1	All six cyl
		BT 153743	Pipe assembly-valve end-vacuum	1	All eight cyl
		BT 48334	Nut-vacuum pipe	2	All
		BT 155868	Hose-vacuum pipe	1	All
67	21	BT 156998	Spring-hose reinforcing	1	All
		BT 71556	Clamp-hose	2	All
		BT 170124	Elbow-vacuum pipe-without HDM	1	All
		BZ 170664	Elbow-vacuum pipe-with HDM	1	All
		BM 170130	Connection-vacuum pipe-without HDM	1	All six cyl
		BM 170131	Connection-vacuum pipe-without HDM	1	All eight cyl
		BZ 170666	Connection-vacuum pipe-with HDM	1	All six cyl
		BZ 170667	Connection-vacuum pipe-with HDM	1	All eight cyl
		BZ 165844	Wire harness assembly-vacumotive drive-1st type	1	1946
		BZ 165984	Wire harness assembly-vacumotive drive-2nd type	1	All
		BZ 165836	Socket- 3 holes-to accelerator switch	1	All
		BZ 165835	Socket-2 holes-to solenoid	1	1947
		BZ 165832	Cap-socket	2	All
			NOTE - X - 1st type harness has bullet terminals for power cylinder control solenoid; 2nd type has socket for 2 prong terminal plate.		
68	21	BO 165828	Switch-accelerator	1	All
		BZ 164398	Bracket-accelerator switch	1	All
		BZ 163209	Stud-bracket	2	All
		BT 70414	Lockwasher-bracket stub	2	All
		BZ 70177	Plain washer-bracket stub	2	All
		BZ 12115	Nut-bracket stub	2	All
		BO 18447	Screw-switch to bracket	2	All
		BZ 12111	Lockwasher-switch to bracket screw	2	All
		BZ 71260	Plain washer-switch to bracket screw	1	All
		BO 71073	Nut-switch to bracket screw	1	All
70	21	BZ 164399	Rod-accelerator switch to bellcrank	1	All
		BT 164222	Clip-accel switch to bellcrank rod	1	All
		BT 164221	Clip-accel switch to bellcrank rod	1	All
		BZ 165829	Switch-governor-without HDM	1	All
		BZ 164007	Locking washer-governor switch	1	All
		BZ 164408	Switch-2nd & high shift rail	1	All
		BZ 163739	Gasket-shift rail switch	1	All
		BO 170367	Screw-shift rail switch	2	All
		BZ 12111	Lockwasher-shift rail switch screw	2	All
		BT 170094	Operating ball-shift rail switch	1	All
		BZ 164407	Switch-instrument panel	1	All
		BZ 170701	Nut-instrument panel switch mounting	2	All
		BO 170153	Lockwasher-instrument panel switch mounting nut	2	All



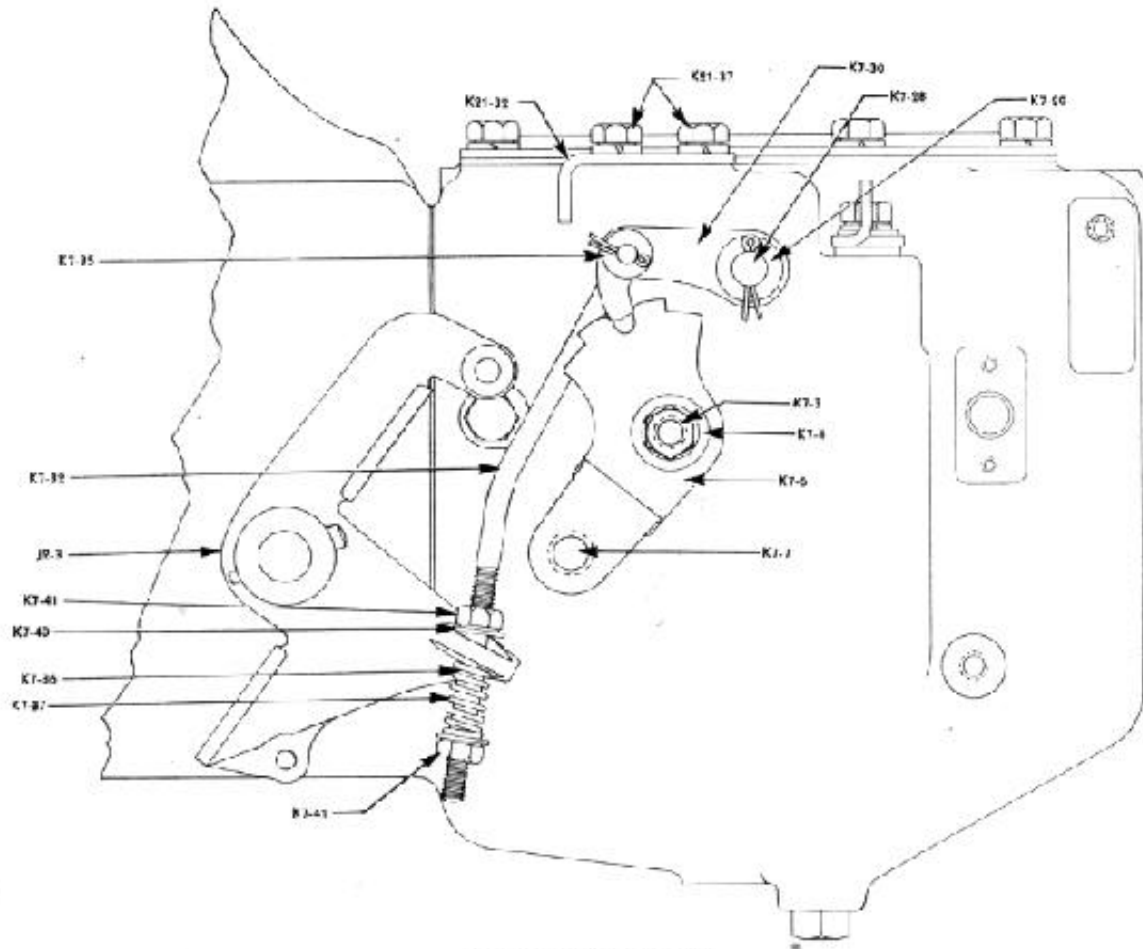
Transmission

Group & Illus. No.	Plate No.	Part No.	NAME	Per Car	Models
El-			TRANSMISSION ASSEMBLY AND CASE		
			NOTE - Transmission assemblies listed below do not include clutch housing. Transmission assemblies used with overdrive do not include mainshaft or other parts which are part of the overdrive assembly, but do include gears, synchronizer shift sleeve, etc., which assemble on mainshaft.		
			All transmissions have 2.88 to 1 low gear ratio.		
			For speedometer gears and pinions for various axle gear ratios and tire sizes see Group KS.		
		C 164062	Transmission assembly-used without OD or HDM	1	All
		C 164063	Transmission assembly-used without OD, with HDM	1	All
		C 164064	Transmission assembly-used with OD, without HDM	1	All
		C 164065	Transmission assembly-used with OD and HDM	1	All
		C 164066	Transmission and overdrive assy-used without HDM	1	All
		C 164067	Transmission and overdrive assy-used with HDM	1	All
1	22	C 165035	Case assembly-transmission-without OD or HDM	1	All
1	22	C 165037	Case assembly-transmission-without OD, with HDM	1	All
1	22	C 165039	Case assembly-transmission-with OD, without HDM	1	All
1	22	C 165040	Case assembly-transmission-with OD and HDM	1	All
2	22	BZ 2346	Drain plug-case 3/8 ext head	1	All
3	22	BM 5710	Filler plug-case 1/2 ext head	1	All
6	22	BM 70568	Expansion plug-case-shift rail opening 3/4"	1	All without VD or
		BT 14864	Expansion plug-case-shift rail switch hole 9/16"	1	HDM
		BT 164428	Pin-for shift rail lock 2-1/16" long-drilled	1	All with HDM
		BT 164429	Pin-for hand shift detent 2-1/32" long-drilled	1	All with HDM
8	22	BT 170493	Pin-rear-countershaft gear thrust washer	1	All
9	22	BT 170494	Pin-front-countershaft gear thrust washer	1	All
		BT 170647	Stud-used with OD or HDM		
10	22	BT 162149	Breather-case vent	1	All
		BT 162396	Oil tube-mainshaft bearing Used with OD	1	All
11	22	TF 162073	Gasket-front-transmission case	1	All
		F 165613	Gasket kit-transmission Service	1	All
		C 165151	Housing complete-clutch Includes shifter yoke, LHD shaft and coupling	1	All
		C 165152	Housing complete-clutch lever RHD	1	All
12		C 165153	Housing assembly-clutch LHD	1	All
	16	C 165154	Housing assembly-clutch RHD	1	All
		TF 40308	Bushing-shifter yoke shaft LHD	3	All
		TF 40308	Bushing-shifter yoke shaft RHD	4	All
		BT 170069	Pilot bolt-housing to cylinder plate	1	All
		BT 170070	Bolt-housing to cylinder plate 3/8-24 x 1-1/4	1	All
		BT 71160	Bolt-housing to cylinder 7/16-14 x 1-3/4	1	All
		BT 607	Bolt-housing to cylinder 3/8-16 x 1-3/8	1	All
		BZ 170534	Bolt-housing to trans case 7/16-14 x 1-1/8	6	All
		BZ 7145	Lockwasher-housing to cyl bolt 3/8	3	All
		BZ 104	Lockwasher-housing to cyl bolt 7/16	1	All
		BO 170477	Lockwasher-housing to trans case bolt 7/16	6	All
		BT 170044	Plain washer-housing to cyl plate bolt	1	All
		BX 12415	Nut-housing to cyl plate bolt 3/8-24	2	All
15	16	BT 158345	Grease fitting-housing-for throwout bearing 67-1/2°	1	All
16	25	BT 165045	Cover and baffle assy-trans-used without OD LHD	1	All
16	25	BT 165042	Cover and baffle assy-trans-used without OD LHD	1	All without VD or HDM
16	25	BT 164201	Cover and clip assy-trans-used with OD LHD	1	All with VD or HDM
		BT 165043	Cover and cross lever assy-trans-used without OD RHD	1	All
		BT 165048	Cover and cross lever assy-trans-used with OD RHD	1	All
25	22	TF 165047	Gasket-trans cover	1	All
26	22	BT 395	Bolt-trans cover 5/16-18 x 5/8	5	All
		BT 70414	Lockwasher-trans cover bolt 5/16	5	All
		BO 85747	Clip-trans cover-with OD-VD or HDM LHD	5	All

Group & Illus. No.	Plate No.	Part No.	NAME	Per Car	Models
K2-			MAIN DRIVE GEAR		
1	22	F 166202	Main drive gear 17 teeth	1	All
3	22	BT 162077	Lock ring-main drive gear .093	1	All
4	22	F 164466	Bearing-main drive gear	1	All
		BT 164467	Snap ring-main drive gear bearing	1	All
5	22	BT 166182	Retainer assembly-main drive gear bearing	1	All
6	22	BT 170497	Locating pin-main drive gear bearing retainer	1	All
7	22	BT 162075	Oil seal-main drive gear	1	All
8	22	BT 162082	Gasket-main drive gear bearing retainer	1	All
11	22	F 71161	Pilot bearing-main drive gear	1	All
K3-			MAINSHAFT		
1	22	F 162053	Mainshaft-without OD	1	All
2		F 162397	Mainshaft-with OD Part of OD assembly	1	All
5	22	BT 162083	Needle roller-mainshaft pilot bearing	16	All
11	22	F 164468	Gear-mainshaft intermediate	1	All
13	22	F 166332	Gear-mainshaft low and reverse	1	All
14	22	F 162088	Bearing-mainshaft rear-without OD	1	All
	24	F 170409	Bearing-mainshaft rear-with OD Part of OD assembly	1	All
18		BT 164469	Sleeve assembly-synchronizer shift	1	All
19	22	BT 164473	Spring-synchronizer	1	All
20	22	BT 164478	Plate-synchronizer shift	1	All
21	22	BT 164472	Ring-synchronizer	1	All
	22	BT 162092	Lock ring-synchronizer shift sleeve hub .087	1	All
22					
	16	BT 162119	Companion flange Used without OD	1	All
26		BT 160599	Companion flange Used with OD	1	All
	22	BT 170705	Nut-companion flange to shaft Without OD	1	All
27		BT 161310	Nut-companion flange to shaft With OD	1	All
	22	BT 71217	Washer-companion flange to shaft Without OD	1	All
K4-			COUNTERSHAFT		
1					
19	22	F 166203	Countershaft	1	All
20	22	F 163905	Gear cluster assy-countershaft	1	All
21	22	BT 164921	Bushing-front-gear cluster	1	All
22	22	BT 162071	Bushing-rear-gear cluster	1	All
23	22	BT 166183	Thrust washer-gear cluster Bronze	2	All
	22	BT 162105	Thrust washer-gear cluster Steel-rear	1	All
		BT 170494	Pin-front bronze washer	1	All
24		BT 170493	Pin-rear bronze washer	1	All
	22	BT 162108	Lock plate-countershaft & reverse shaft	1	All
25		BT 162809	Lock plate-countershaft & reverse shaft Without OD	1	All
	22	BT 395	Screw-lock plate-without OD With OD	1	All
		BT 170535	Screw-lock plate-with OD	1	All
		BZ 71126	Lockwasher-lock plate screw	1	All
K5-			REVERSE GEAR AND SHAFT		
6	22	F 166197	Gear assembly-reverse idler	1	All
7	22	BT 162066	Bushing-reverse idler gear	1	All
13	22	BT 164739	Shaft-reverse idler gear	1	All
K6-			INTERNAL SHIFT MECHANISM		
1	22	BT 162114	Shift rail-low & reverse-without OD	1	All
		BT 162398	Shift rail-low & reverse-with OD	1	All
2	22	BT 164479	Shift rail-2nd & high	1	All
		BT 164480	Screw-2nd & high shift rail stop	1	All
		BO 70121	Lockwasher-2nd & high shift rail stop screw In case	1	All
3	22	BT 40122	Interlock-shift rail 3/8	1	All

Group & Illus. No.	Plate No.	Part No.	NAME	Per Car	Models
K6-			INTERNAL SHIFT MECHANISM (Cont'd.)		
4	22	BT 58	Lock ball-shift rail	1	All
5	22	BT 163442	Spring-low & reverse shift rail lock ball-without OD	1	All
5	22	BT 41236	Spring-low & reverse shift rail lock ball-with OD	1	All
5	22	BT 41151	Spring-2nd & high shift rail lock ball	1	All
8	22	BT 164474	Shifter fork-2nd & high	1	All
10	22	BT 162112	Shifter fork-low & reverse	1	All
11	22	BT 162111	Lock screw-shifter fork	2	All
12	22	BT 162110	Shifter-low & reverse	1	All
13	22	BT 162111	Lock screw-low and reverse shifter	1	All
K7-			TRANSMISSION CONTROL PARTS		
1	22	BT 166184	Shift shaft-transmission Without HDM	1	All
		BT 164252	Shift shaft-transmission With HDM	1	All
2	22	BT 170506	Taper pin-shift shaft #00 x 1-1/2	1	All
		BT 163521	Seal-shift shaft	1	All
3	22	F 71237	Nut-shift shaft With Without HDM	1	All
4	23	BT 170704	Plain washer-shift shaft Without HDM	1	All
4	23	BT 170652	Plain washer-shift shaft With HDM	1	All
		BO 73	Lockwasher-shift shaft Without HDM	1	All
		BT 164253	Thrust washer-shift shaft-split With HDM	1	All
5	22	BT 164477	Lever-inner-shift shaft	1	All
6	22	BT 162778	Lever & pin assy-outer-shift shaft-without HDM LHD	1	All
7	25	BT 162779	Pin-outer lever-without HDM LHC	1	All
		BT 162360	Lever assy-outer-shift shaft RHC	1	All
		BT 162472	Link assy-outer shift shaft lever RHC	1	All
		BT 158017	Grommet-outer shift shaft lever link RHC	4	All
		BT 18308	Washer-outer shift shaft lever link RHC	4	All
8	27	BT 164254	HDM lever complete-transmission shift shaft	1	All with HDM
		BT 164258	Bushing-HDM lever hub	1	All with HDM
8A	27	BT 170650	Screw-HDM lever stop In trans case pin	1	All with HDM
8B	27	BT 170224	Lock screw-HDM lever stop screw	1	All with HDM
9	26	BT 164260	Hand shift lever complete-shift shaft	1	All with HDM
		BT 164264	Bushing-hand shift lever hub	1	All with HDM
10	26	BT 164266	Pin-hand shift lever For switch rod	1	All with HDM
11	26	BT 164437	Pin-hand shift lever For shift rod	1	All with HDM
12	27	BT 58	Detent ball-hand shift lever	1	All with HDM
13	27	BT 163442	Spring-hand shift lever detent ball	1	All with HDM
14	27	BT 164429	Pin-hand shift detent	1	All with HDM
15	27	BT 164268	Hub-shift shaft transfer key	1	All with HDM
		BT 162111	Lock screw-transfer key hub	1	All with HDM
17	27	BT 164269	Transfer key-shift shaft	1	All with HDM
		F 163497	Grease fitting-shift shaft transfer key	1	All with HDM
19	27	BT 164270	Pin-transfer key to hub	1	All with HDM
20	26	BT 164271	Lock lever assembly-HDM shift	1	All with HDM
		BT 170507	Spring washer-HDM shift lock lever to shaft	1	All with HDM
		BZ 550	Plain washer-HDM shift lock lever to shaft	1	All with HDM
21	27	BT 164642	Roller assembly-HDM shift lock lever	1	All with HDM
22	27	BT 164645	Stud-HDM shift lock lever	1	All with HDM
		BZ 1549	Lockwasher-HDM shift lock lever stud	1	All with HDM
22A	27	BO 71443	Nut-HDM shift lock lever stud	1	All with HDM
		BT 164219	Tension spring-lock lever	1	All with HDM
23	22	BT 162128	Shift selector lever and shaft assembly	1	All
24	22	BT 162130	Bushing-shift selector shaft	1	All
25	22	BT 163231	Set screw-shift selector shaft bushing	1	All
		BT 70414	Lockwasher-shift selector shaft bushing	1	All
26	22	BO 12481	Nut-shift selector shaft 5/16-24	1	All
		BZ 170155	Washer-shift selector shaft	1	All
27	22	BT 162133	Shift selector lever-outer	1	All
27	27	BT 164481	Shift selector lever assembly-outer With HDM	1	All

Group & Illus. No.	Plate No.	Part No.	NAME	Per Car	Models
--------------------	-----------	----------	------	---------	--------



Transmission Interlock Parts

PLATE 23

K7-			TRANSMISSION CONTROL PARTS (Cont'		
			NOTE - Following parts are standard on RBD export cars service only on all others.		
		BT 164483	Transmission shift lock kit	Without HDM	1 All
		BT 164484	Transmission shift lock kit	With HDM	1 All
28	23	BT 162134	Shaft-shift lock lever	Without HDM	1 All
		BT 170507	Spring washer-shift lock lever shaft	Without HDM	1 All
29	23	BZ 550	Plain washer-shift lock lever shaft	Without HDM	2 All
30	23	BT 162135	Lever-shift lock	Without HDM	1 All
		BT 164485	Spacer-shift lock lever	With HDM	1 All
32	23	BT 164486	Rod-shift lock lever	Without HDM	1 All
		BT 164487	Rod-shift lock lever	With HDM	1 All
		BZ 38206	Spring-shift lock lever rod-conical		1 All
35	23	BO 262	Plain washer-lock lever rod		1 All
36	23	BT 48676	Sleeve-shift lock lever rod		1 All
37	23	BT 41151	Spring-shift lock lever rod		1 All



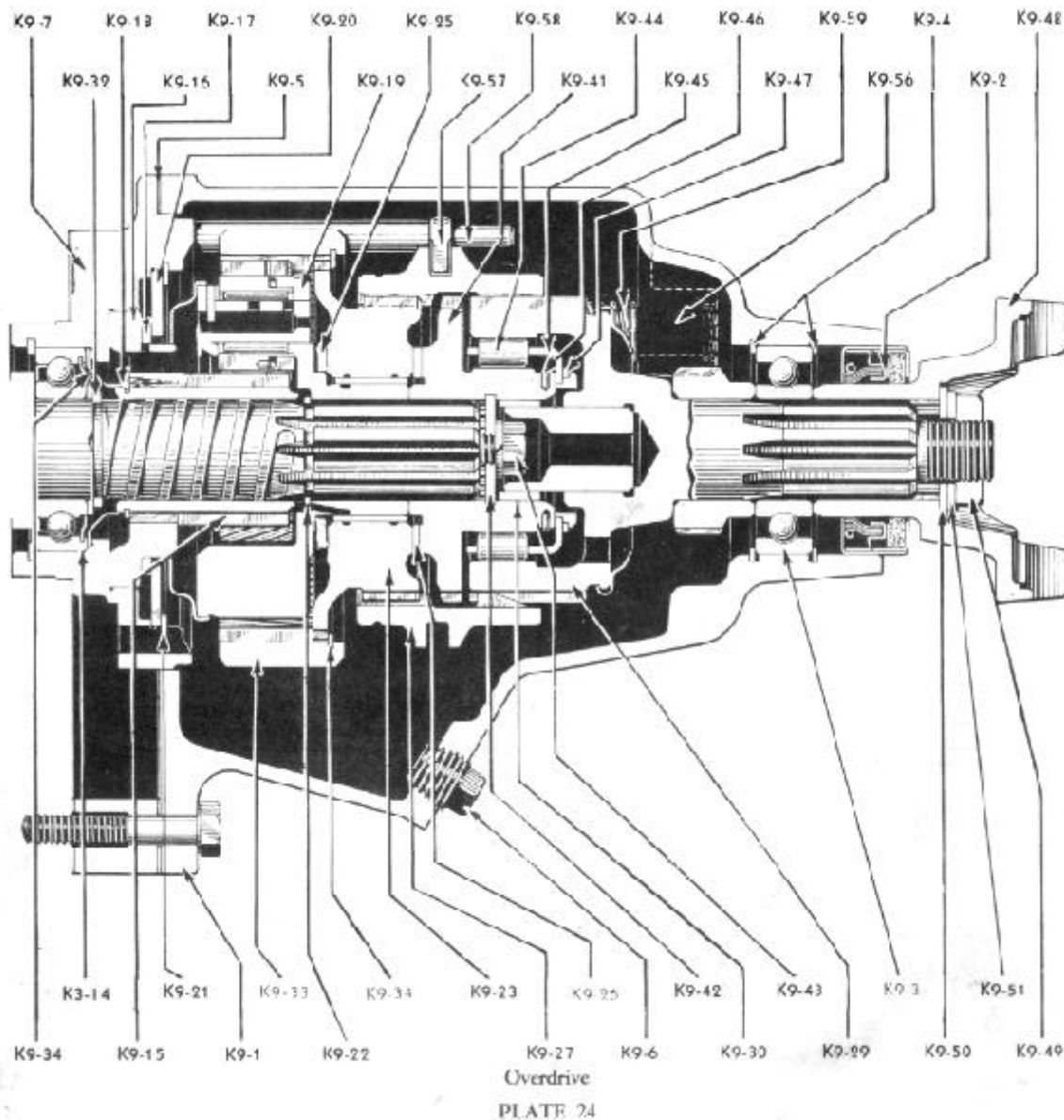
Group & Illus. No.	Plate No.	Part No.	NAME	Per Car	Models
K7-			TRANSMISSION CONTROL PARTS (Cont'd.)		
		BO 71389	Plain washer-shift lock lever rod	1	
40	22	BO 70109	Lockwasher-shift shaft lock lever rod nut	2	
		BO 262	Plain washer-shift shaft lock lever rod nut	2	
41	22	BO 71443	Nut-shift lock lever rod	2	
K8-			SPEEDOMETER HOUSING, GEARS AND CABLE		
1	22	BT 162116	Housing-speedometer gear Without HDM, VD or OD	1	
1	22	BT 162466	Housing assy-speedometer gear With HDM or VD	1	
		BT 162467	Bushing-for governor pinion With HDM or VD	1	
2	22	F 162118	Oil seal-speedometer gear housing Without OD	1	
4	22	BT 162117	Gasket-speedometer gear housing Without OD	1	
		BM 219	Bolt-speedometer gear housing Without OD	3	
		BZ 71126	Lockwasher-speedometer gear housing screw Without OD	3	
		BO 121	Bolt-speedometer gear housing Without OD	1	
		BT 163766	Sleeve-speedometer pinion-used with. taximeter	1	
8	22		Gear - speedometer - see chart		
			Pinion - speedometer - see chart		

## SPEEDOMETER GEAR AND PINION CHART

Part Number	Name	Axle Ratio	Tire Size	Number of Teeth	Stewart Warner Part No.		All Models
BT 162452	Gear	All	All (exc with taximeter)	10	104853	1	All without OD
BT 162453	Gear	All	All (exc with taximeter)	10	104854	1	All with OD
BT 163763	Gear	All	Used with taximeter	5	106539	1	All without OD
BT 162454	Pinion	4 1/9	All (exc with taximeter)	15	104855	1	All
BT 163764	Pinion	4 1/9	16 x 6.00	15	106540	1	All with taximeter
BT 162456	Pinion	4 5/9	16 x 6.00, 15 x 6.50	17	104857	1	All (exc with taximeter)
BT 163765	Pinion	4 5/9	16 x 6.00, 15 x 6.50	17	106541	1	All with taximeter
BT 162455	Pinion	4 5/9	16 x 6.50, 15 x 7.00	16	104856	1	All

K8-			SPEEDOMETER HOUSING, GEARS AND CABLE (Cont'd.)				
		BT 164294	Governor pinion-15 teeth With OD, VD or HDM	1			All with 4-1/9 axle ratio
		BT 162458	Governor pinion-17 teeth With OD, VD or HDM	1			All with 4-5/9 axle ratio
		BT 162459	Lock ring-governor pinion With OD, VD or HDM	1			All
			Spacer-governor pinion With OD, VD or HDM	1			All
		BT 164059					
		BT 163727	Taximeter adapter kit-4-1/9 to 1 ratio				All with taximeter
		BT 163728	Taximeter adapter kit-4-5/9 to 1 ratio				All with taximeter
			NOTE - X Speedometer shaft supplied by Stewart-Warner or their authorized dealers. For speedometer head see Group T1.				
		X 162002	Flexible shaft assembly-speedometer-without OD LHD	1			All-exc with taximeter
		X 162004	Flexible shaft assembly-speedometer-with OD LHD	1			All-exc with taximeter
		X 162006	Flexible shaft assembly-speedometer RHD	1			All-exc with taximeter
		X 163767	Flexible shaft assembly-speedometer-without OD LHD	1			All with taximeter
		BZ 40919	Clip-shaft to clutch housing LHD	1			All
		BT 47897	Clip-shaft to clutch housing RHD	1			All
		BO 18197	Clip-shaft to frame brace	1			All
		BT 163769	Clip-shaft to transmission Without OD	1			All with taximeter
		BZ 70549	Screw-shaft to transmission clip	1			All
		BO 105	Lockwasher-shaft to transmission clip screw 1/4	1			All
		BT 162018	Gasket-shaft to transmission	1			All
		BO 134757	Grommet-speedometer shaft At dash	1			All

Group & Illus. No.	Plate No.	Part No.	NAME	Per Car	Models
--------------------	-----------	----------	------	---------	--------



K9-			OVERDRIVE NOTE - Overdrive is optional on all models. Installation of overdrive affects groups J1, J3, K1, K3, KS, L1, N6, P3 and S1.		
		C 164411	Overdrive assembly-less speedometer pinion	1	All
1	24	C 163300	Housing assembly-overdrive	1	All
2	24	BT 161323	Oil seal assembly-main shaft	1	All
3	24	F 170409	Bearing assembly-mainshaft rear	1	All
4	24	BT 163322	Snap ring-front-mainshaft rear bearing	.062 1	All

OVERDRIVE

1946-1947

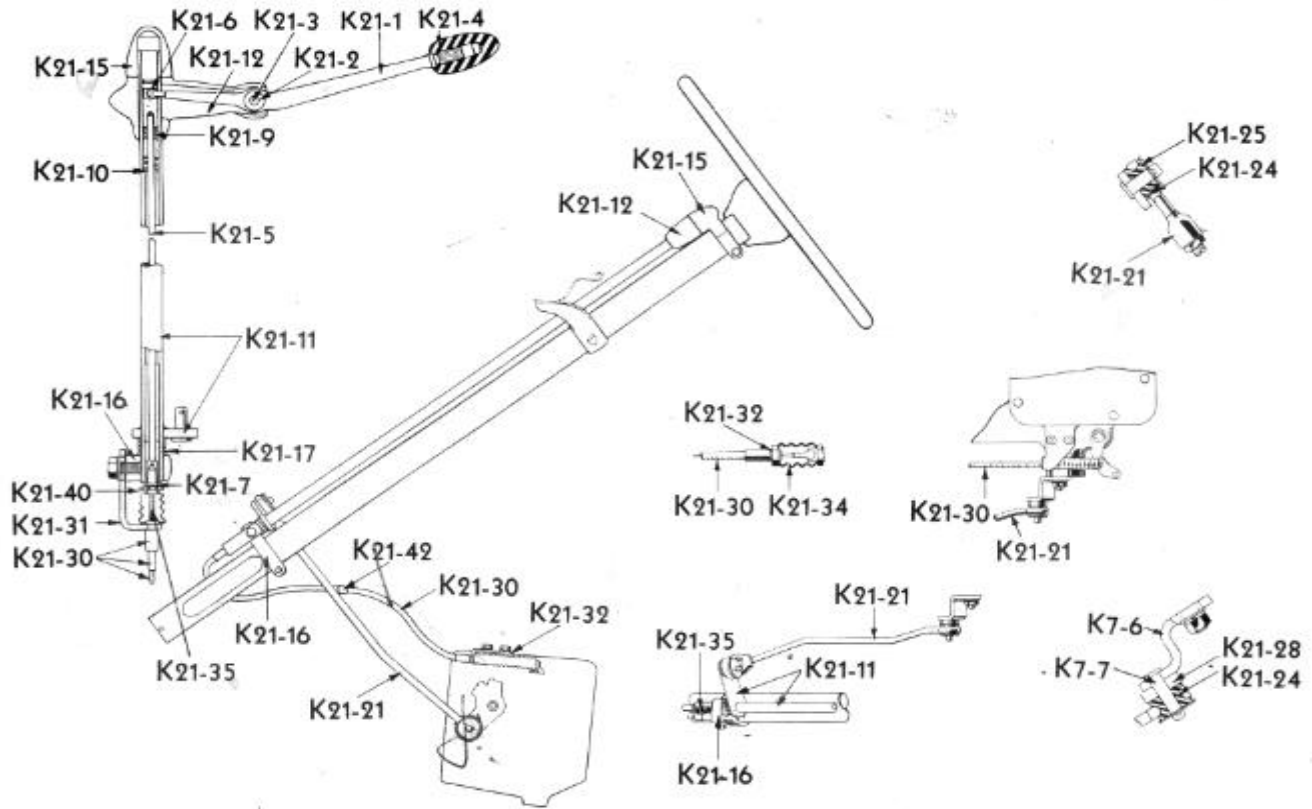
K

Group & Illus. No.	Plate No.	Part No.	NAME	Per Car	Models
K9-			OVERDRIVE (Cont'd.)		
4	24	BT 163322	Snap ring-rear-mainshaft rear bearing	Select .062	1 All
4	24	BT 163323	Snap ring-rear-mainshaft rear bearing	one .065	1 All
4	24	BT 163324	Snap ring-rear-mainshaft rear bearing	as .068	1 All
4	24	BT 163325	Snap ring-rear-mainshaft rear bearing	required .071	1 All
5	24	BT 163302	Gasket-housing		1 All
		BT 161344	Plug-housing inspection hole		1 All
6	24	BO 170172	Drain plug-housing	3/8	1 All
		BT 170564	Filler plug-housing	1/2" sq head	1 All
7	24	BT 163304	Adapter-housing		1 All
		BT 163352	Plug-housing adapter		1 All
		BT 162651	Gasket-housing adapter to transmission		1 All
		BT 170555	Bolt-overdrive to trans case	3/8-163/8-16 x 2-1/8	5 All
		BO 71076	Lockwasher-overdrive to trans case bolt	3/8	5 All
		BT 163305	Solenoid assembly-overdrive		1 All
		BT 161267	Gasket-Solenoid		1 All
		BT 163308	Base assembly-solenoid		1 All
		BT 161270	Stop washer-solenoid core		1 All
		BT 161278	Oil seal-stationary gear pawl operating rod		1 All
		BT 163307	Gasket-solenoid base		1 All
		BZ 2490	Bolt-solenoid base to adapter	5/16-18-18 x 1-1/8	2 All
		BT 161271	Lockwasher-solenoid base to adapter bolt		2 All
		BT 165916	Plug & bracket assy-solenoid connection		1 All
		BO 31548	Sleeve-plug wire	Rubber	3 All
		BO 18166	Terminal-plug wire	3/ 16 eye type	3 All
		BO 18447	Screw-plug bracket	10-3/2 x 5/8	1 All
		BT 70937	Plain washer-plug bracket screw	13/64 x 3/4 x 1/32	1 All
		BT 165920	Insulating washer-plug bracket		1 All
15	24	BT 163310	Gear-stationary		1 All
16	24	BT 163311	Plate-stationary gear		1 All
		BT 163348	Pawl-stationary gear		1 All
17	24	BT 161280	Balk ring-stationary gear		1 All
18	24	BT 161275	Snap ring-stationary gear		1 All
19	24	BT 161283	Cage assy-pinion-includes cage, pinions & oil ring		1 All
20	24	BT 161282	Cover-pinion cage oil collector ring		1 All
21	24	BT 161281	Snap ring-oil collector ring cover		1 All
22	24	BT 161292	Snap ring-cage retaining		1 All
23	24	BT 163349	Hub & bushing assembly-overdrive clutch		1 All
25	24	BT 161296	Thrust washer-front-clutch hub		1 All
26	24	BT 163316	Thrust washer-rear-clutch hub		1 All
		BT 301939	Sleeve-clutch hub		1 All
		BT 162637	Bushing-clutch hub sleeve	Service	1 All
		BT 163312	Sleeve-governor pinion		1 All
29	24	BT 161308	Mainshaft assembly-includes pilot & oil ring		1 All
30	24	BT 163317	Pilot bushing-mainshaft		1 All
		BT 161322	Oil baffle-mainshaft rear bearing		1 All
32	24	BT 163318	Snap ring-mainshaft	.087	1 All
32	24	BT 163319	Snap ring-mainshaft	one as .090	1 All
32	24	BT 163320	Snap ring-mainshaft	required .093	1 All
32	24	BT 163321	Snap ring-mainshaft	.096	1 All
3	24	BT 161326	Ring gear-overdrive		1 All
34	24	BT 161327	Snap ring-ring gear	Select .055	1 All
34	24	BT 161328	Snap ring-ring gear	one as .057	1 All
34	24	BT 161329	Snap ring-ring gear	required .059	1 All
		BT 163326	Lever-interlock		1 All
		BT 163328	Plunger-interlock lever-short	1.521	1 All

Group & Illus. No.	Plate No.	Part No.	NAME	Per Car	Models
K 9-			OVERDRIVE (Cont'd.)		
		BT 163329	Plunger-interlock lever-long	2.650	1 All
		BT 163330	Plunger-interlock lever-1 groove	2.630	1 All
		BT 163331	Plunger-interlock lever-2 groove	2.602	1 All
		BT 165157	Plunger-interlock lever-2 groove	one as 2.640	1 All
		BT 163332	Plunger-interlock lever-3 groove	required 2.588	1 All
		BT 163333	Plunger-interlock lever-4 groove	2.616	1 All
41	24	BT 161347	Cam-overdrive free wheel		1 All
42	24	BT 161348	Washer-cam retaining		1 All
43	24	BZ 1031	Bolt-cam	3/8-24 x 1	1 All
		BO 73	Lockwasher-cam bolt	3/8	1 All
44	24	BT 161350	Roller-cam		12 All
45	24	BT 161351	Retainer-cam roller		1 All
46	24	BT 161352	Spring-cam roller retainer		2 All
47	24	BT 161353	Snap ring-cam roller retainer		1 All
48	24	BT 160599	Flange-companion		1 All
49	24	BT 161310	Nut-flange to mainshaft	3/8-16 x 1/2	1 All
50	24	BT 161354	Plain washer-flange to mainshaft		1 All
51	24	BT 18023	Lockwasher-flange to mainshaft	3/4	1 All
		BT 163334	Shaft assembly-overdrive control		1 All
		BT 161331	Washer-control shaft		1 All
		BT 70414	Lockwasher-control shaft	5/16	1 All
		BT 12115	Nut-control shaft	5/16-18 x 17/64	1 All
		BT 161334	Oil seal-control shaft.		1 All
		BT 170496	Groove pin-control shaft	1/8 x 1	1 All
56	24	BT 164196	Shifter rail-overdrive		1 All
		BT 164197	Sleeve-shifter rail		1 All
		BT 164198	Spring-shifter rail sleeve		1 All
		BT 164199	Pin-shifter rail sleeve		1 All
57	24	BT 163338	Fork-shifter rail		1 All
		BT 161336	Screw-shifter rail fork		1 All
58	24	BT 163341	Pin-shifter rail fork guide		1 All
59	24	BT 163339	Spring-shifter rail retractor		1 All
		BT 161343	Plug-shifter rail expansion		1 All
		BT 163340	Screw-shifter rail stop		1 All
		BO 73	Lockwasher-shifter rail stop screw	3/8	1 All
		C 162652	Support member assy-overdrive		1 Six cyl exc CvBro
		C 162654	Support member assy-overdrive		1 51-171 CvBro
		C 162656	Support member assy-overdrive		1 Eight cyl exc CvBro
		C 162657	Support member assy-overdrive		1 54-174 CvBro
		BM 219	Bolt-support member to frame	5/16-18 x 3/4	2 All
		BT 70414	Lockwasher-support member to frame bolt	5/16	2 All
		BM 71638	Plain washer-support member to frame bolt		2 All
		BZ 122	Nut-support member to frame bolt	5/16-18	2 All
		BT 162598	Lever-overdrive control		1 All
		BT 160639	Bolt-control lever		1 All
		BO 71153	Lockwasher-control lever bolt	5/16	1 All
		BZ 170155	Plain washer-control lever bolt		1 All
		BO 12481	Nut-control lever bolt	5/16-24	1 All
		BT 160640	Swivel-control lever bolt		1 All
		C 161997	Control wire, casing and knob assembly	LHD	1 All
		C 161998	Control wire, casing and knob assembly	RHD	1 All
		C 163651	Control wire & knob assy		1 All
		BO 170680	Bolt-control wire to inst panel	1/4-20 x 7/8	2 All
		BO 105	Lockwasher-control wire to inst panel bolt	LHC	1 All
		BO 105	Lockwasher-control wire to inst panel bolt	RHC	2 All
		BZ 70874	Nut-control wire to inst panel bolt	LHC	1 All
		BZ 70874	Nut-control wire to inst panel bolt	RHC	2 All
		BT 47982	Seal-control wire		1 All
		BO 18197	Clip-control wire to jacket tube clamp bolt	LHD	1 All
		BO 140349	Clip-control wire to dash	RHD	1 All

Group & Illus. No.	Plate No.	Part No.	NAME		Per Car	Models	
K9-			OVERDRIVE (Cont'd.)				
		BO 71707	Screw-control wire to dash clip	RHC	1	All	
		BZ 165907	Clip-control wire-at rear engine support member	RHD	2	All	
		BO 170041	Screw-control wire clip	RHD	1	All	
		BT 162597	Bracket-control wire anchor		1	All	
		BZ 164273	Spacer-control wire anchor bracket stud	Without HDM	1	All	
		BZ 12275	Bolt-control wire anchor bracket clamp	With HDM	1	All	
		BT 70414	Lockwasher-control wire anchor bracket clamp	With HDM	1	All	
		BZ 12115	Nut-control wire anchor bracket clamp	With HDM	1	All	
		BT 164438	Switch-overdrive throttle		1	All	
		BT 170391	Lockwasher-throttle switch		1	All	
		BO 71356	Plain washer-throttle switch	LHC	1	All	
		BT 170553	Nut-throttle switch	LHD	1	All	
		BT 170553	Nut-throttle switch	RHD	2	All	
		BT 166172	Bracket-throttle switch	RHD	1	All	
		BO 18447	Screw-throttle switch bracket	RHD	2	All	
		BZ 12111	Lockwasher-throttle switch bracket screw	RHD	2	All	
		BO 71073	Nut-throttle switch bracket screw	RHD	2	All	
		BZ 165829	Switch-governor	Without I Without VD or HDM	1	All	
		BO 164007	Locking washer-governor switch		1	All	
		BT 162596	Switch-overdrive control		1	All	
		BT 170625	Spacer washer-control switch		AR	All	
		BT 165826	Relay-overdrive-on fender dust shield		1	All	
		BO 170514	Screw-relay to dust shield 1	10 x 5/8 SM	2	All	
		BZ 71260	Plain washer-relay to dust' shield screw		2	All	
		BT 165981	Wire harness-overdrive-body half	LHC	1	All	
		BT 165982	Wire harness-overdrive-body half	RHC	1	All	
		BZ 165836	Socket-3 holes-to dash		1	All	
		BZ 164083	Cap-dash socket		1	All	
		BT 165983	Wire harness-overdrive-chassis half		1	All	
		BZ 165836	Socket-3 holes-to solenoid		1	All	
		BZ 164082	Socket-6 holes-to relay		1	All	
		BZ 165919	Plug-3 prongs-to dash		1	All	
		BZ 165832	Cap-sockets		1	All	
		BZ 164081	Cap-plug		1	All	
K21-			TRANSMISSION HANDY SHIFT				
		C 165659	Control lever, tube & rod assembly-painted	LHC	1	51,53,58,171,173,178	
		C 165660	Control lever, tube & rod assembly-plated	LHC	1	52,54,172,174	
		C 165721	Control lever, tube & rod assembly-painted	RHD	1	51,53,58,171,173,178	
		C 165722	Control lever, tube & rod assembly-plated	RHC	1	52,54,172,174	
1	25	BT 166287	Control lever-handy shift		1	All	
2	25	BT 158010	Washer-control lever anti-rattle		1	All	
3	25	BT 165537	Fulcrum-control lever	Painted	1	51,53,58,171,173,178	
3	25	BT 165661	Fulcrum-control lever	Plated	1	52,54,172,174 All	
		BT 170890	Lockwasher-control lever fulcrum	5/16	1	All	
4	25	BO 203990	Knob-control lever		1	All	
5	25	BT 158032	Push rod-control lever	LHC	1	All	
		BT 158082	Push rod-control lever	RHD	1	All	
6	25	BT 158028	End-upper-push rod		1	All	
7	25	BT 158031	End-lower-push rod		1	All	
		BT 170226	Key-push rod end Woodruff Woodruff .196 x .093		2	All	
9	25	BT 158029	Spring-upper-push rod compression	LHC	1	All	
		BT 158083	Spring-upper-push rod compression	RHD	1	All	
10	25	BT 170227	Seat-push rod compression spring		1	All	
		BO 31548	Sleeve-push rod silencer	Rubber	1	All	
11	25	C 164435	Tube & fulcrum bracket assy-painted	LHC	1	51,53,58,171,173,178	
11	25	C 164436	Tube & fulcrum bracket assy-plated	LHC	1	52,54,172,174	


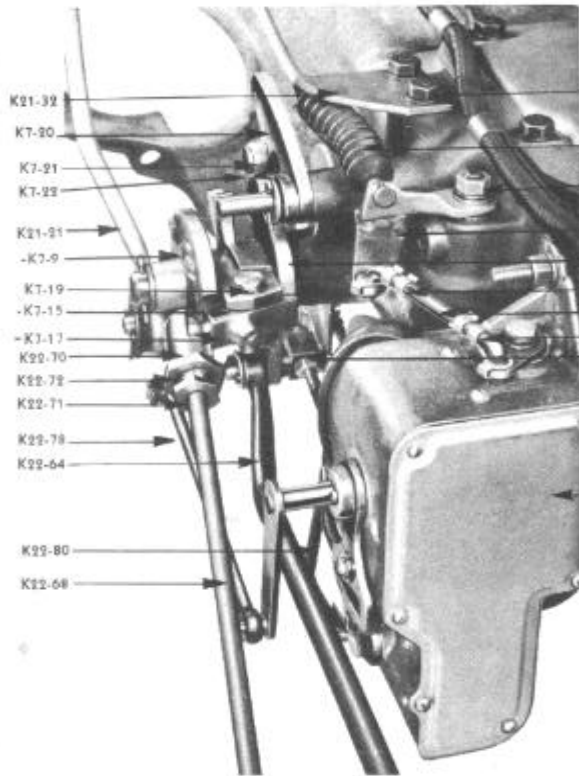
Group & Illus. No.	Plate No.	Part No.	NAME	Per Car	Models
--------------------	-----------	----------	------	---------	--------



Handy Shift  
PLATE 25

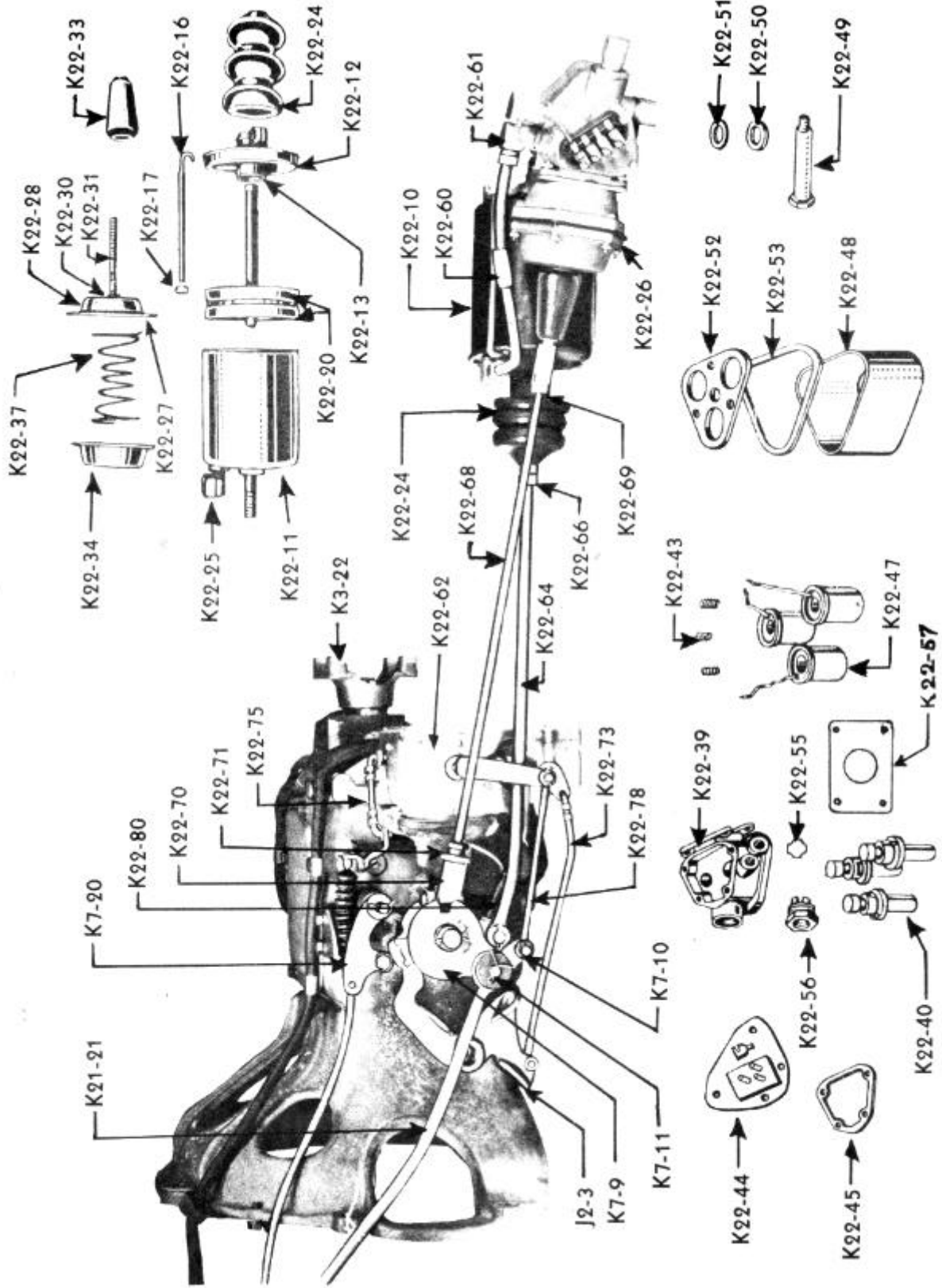
Group & Illus. No.	Plate No.	Part No.	NAME	Per Car	Models
K21-			TRANSMISSION HANDY SHIFT (Cont'd)		
		C 158369	Tube & fulcrum bracket assy-painted	RHC	1 51,53,58,171,173,178
		C 162822	Tube & fulcrum bracket assy-plated	RHC	1 52,54,172,174
12	25	BT 158018	Bracket-lever fulcrum	Painted	1 51,53,58,171,173,178
12	25	BT 161703	Bracket-lever fulcrum	Plated	1 52,54,172,174
		BT 170224	Screw-lever fulcrum bracket	Painted	1 51,53,58,171,173,178
		BT 170487	Screw-lever fulcrum bracket	Plated	1 52,54,172,174
		BT 164437	Pin-control tube to trans rod end	LHC	1 All
		BT 158019	Ring-control lever fulcrum bracket	Painted	1 51,53,58,171,173,178
15	25	BT 161074	Ring-control lever fulcrum bracket	Plated	1 52,54,172,174
15	25				
15	25	BT 165663	Bracket-upper-control lever tube-without DI	Painted	1 51,53,58,171,173,178
15	25	BT 165664	Bracket-upper-control lever tube-without DI	Plated	1 52,54,172,174
16	25	BT 165665	Bracket-upper-control lever tube-with DI	Painted	1 51,53,58,171,173,178
17	25	BT 165666	Bracket-upper-control lever tube-with DI	Plated	1 52,54,172,174
		BT 158023	Bracket-lower-control lever tube		1 All
		BT 158074	Spring-lower lever tube compression		1 All
		BT 170283	Seat-lower lever tube compression spring		1 All
		BT 170881	Screw-upper lever tube bracket-without DI	1/4-28x7/16	1 All
		BT 18394	Rivet-upper lever tube bracket-with DI		1 All
21	25	BT 170225	Bolt-control lever tube upper bracket clamp		1 51,53,58,172,173,178
		BT 170577	Bolt-control lever tube upper bracket clamp		1 52,54,172,174
		BT 170275	Bolt-control lever tube lower bracket clamp		1 All
		BT 162175	Rod assembly-control tube to transmission	LHC	1 All
		BT 162378	Rod assembly-control tube to transmission	RHC	1 All
		BT 170230	Locknut-control tube to trans rod end	LHC	1 All

Group & Illus. No.	Plate No.	Part No.	NAME	Per Car	Models
--------------------	-----------	----------	------	---------	--------



HDM Transmission Parts  
PLATE 27

TRANSMISSION HANDY SHIFT (Cont'd.)					
K21-					
24	25	BZ 52132	Clevis-control tube to trans rod end	RHD	1 All
25	25	BX 12415	Locknut-control tube to trans rod clevis	RHD	1 All
		BT 162826	Grommet-control tube to trans rod	LHD	2 All
		BT 70581	Washer-control tube to trans rod pin	LHD	2 All
28	25	BT 158017	Grommet-control tube to trans rod clevis	RHD	2 All
		BZ 18018	Washer-control tube to trans rod celvis grommet	RHD	2 All
		BT 162828	Spacer-control tube to trans rod-without HDM	LHD	1 All
		BT 70581	Washer-control tube to trans rod-without HDM	LHC	2 All
		BT 70581	Washer-control tube to trans rod-with HDM	LHD	1 All
		BT 170230	Nut-control tube to trans rod ball joint	RHD	1 All
30	25	BZ 71234	Lockwasher-control tube to trans rod ball joint nut		1 All
30	25	BZ 3118	Clevis pin-control tube to trans rod ball joint nut		1 All
30	25				
31	25	BT 164512	Control wire, casing & bracket assy-without HDM	LHD	1 All
32	25	C 166288	Control wire, casing & bracket assy-with HDM	LHD	1 All
		BT 162930	Control wire, casing & bracket assy	RHD	1 All
34	25	BT 165032	Bracket-upper-control wire anchor		1 All
		BT 165034	Bracket-lower-control wire anchor	LHC	1 All
35	25	BT 162174	Bracket-lower-control wire anchor	RHD	1 All
		BT 162199	Boot-trans end-control wire dust	LHD	2 All
37	23	BT 162199	Boot-trans end-control wire dust	RHD	1 All
		BT 159059	Boot-steering gear end-control wire dust		1 All
		BO 170322	Seat-control wire dust boot		1 All
		BO 71384	Bolt-control wire anchor bracket 5/16-18 x 5/8		3 All
		BZ 71126	Lockwasher-control wire anchor bracket bolt 5/16		1 All
		BT 70414	Lockwasher-control wire anchor bracket bolt 5/16		1 All
		BZ 170155	Plain washer-control wire anchor bracket bolt		1 All



Hudson Drive Master

PLATE 26



## DRIVE MASTER

1946-1947

K

Group & Illus. No.	Plate No.	Part No.	NAME	Per Car	Models
K21-			TRANSMISSION HANDY SHIFT (Cont'd.)		
40	25	BT 158030	Clip-control wire anchor LHD	1	All
		BZ 65907	Clip-control wire to accel switch-with VD or HDM	1	All six cyl
42	25	BT 162122	Clip-control wire to clutch housing-without VD or HDM RHD	1	All six cyl
		BT 162122	Clip-control wire to clutch housing RHD	1	All eight cyl All
		BT 162928	Clip-control wire to upper starter stud	1	All
		BT 162929	Clip-control wire to speedometer gear housing	AR	All
		BZ 170064	Clip-control wire to frame		
K22-			HUDSON DRIVE MASTER-LHD ONLY		
			NOTE - Hudson Drive Master is optional on all LHD models. Hudson Drive Master includes Vacuumotive Drive - Group J3.		
			Parts listed in Group K22 are for transmission control only. For clutch control parts, see group J3.		
			Installation of Hudson Drive Mister affects groups D2-H5-H6-J1-J2-J3-K1-K7-K8-K21-N6-S1-T4.		
		BT 165827	Power unit assembly-trans control	1	All
		BT 164202	Spacer-power unit mounting stud Rubber	1	All
		BT 164203	Washer-power unit mounting stud Rubber	1	All
		BT 71521	Plain washer-power unit mounting stud	1	All
		BM 232	Nut-power unit mounting stud 7/16-20 x 3/8	1	All
		BT 152225	Spacer-power unit pilot stud Rubber	2	All
		BT 164205	Bracket-power unit mounting	1	All
		BZ 908	Bolt-mounting bracket to frame 5/16-18 x 7/8	3	All
		BO 71153	Lockwasher-mounting bracket to frame bolt	2	All
		BT 70414	Lockwasher-mounting bracket to frame bolt	2	All
		BZ 170155	Plain washer-mounting bracket to frame bolt	1	All
		BM 71638	Plain washer-mounting bracket to frame bolt	2	All
		BZ 12115	Nut-mounting bracket to frame bolt	3	All
		BT 166178	Ground strap-power unit mounting stud	1	All
10	26	BT 164955	Cylinder assembly-power	1	All
11	26	BT 164956	Shell assembly-power cylinder	1	All
		BT 164958	Bracket assembly-cylinder & diaphragm mounting	1	All
12	26	BT 164960	End plate & seal assy-cylinder	1	All
13	26	BT 48411	Seal-end plate-piston	1	All
		BT 48412	Lock-end plate piston seal	1	All
		BT 152253	Gasket-end plate to cylinder	1	All
16	26	BT 164983	Stay bolt-end plate	3	All
		BZ 1549	Lockwasher-end plate stay bolt 1/4	3	All
17	26	BO 71443	Nut-end plate stay bolt 1/4-28 1/4-28 x 7/32	3	All
		BT 164964	Piston assembly-power cylinder	1	All
		BT 152255	Plate-piston	2	All
20	26	BT 152257	Packing-piston	2	All
		BT 152258	Ring-piston packing	2	All
		BT 152259	Felt assy-piston	2	All
		BT 152261	Retainer-piston felt	2	All
		BT 48426	Nut-piston rod	1	All
24	26	BT 48256	Guard-rubber-piston rod	1	All
25	26	BT 48429	Elbow-power cylinder tube	2	All
26	26	BT 164966	Cylinder assembly-diaphragm	1	All
27	26	BT 164968	Diaphragm	1	All
28	26	BT 184969	Plate-diaphragm	2	All
		BT 152284	Plate-flanged-diaphragm	2	All
30	26	BT 48436	Washer-diaphragm	2	All
31	26	BT 164970	Rod-diaphragm	1	All
		BO 71443	Nut-diaphragm rod 1/4-28 x 7/32	1	All
33	26	BT 48706	Guard-diaphragm rod Rubber	1	All
34	26	BT 152287	Housing assy-pipe end-diaphragm	1	All
		BT 152285	Housing assy-rod end-diaphragm	1	All
		BT 71677	Screw-diaphragm housing 6-32 x 1	6	All

Group & Illus. No.	Plate No.	Part No.	NAME	Per Car	Models
K22-			HUDSON DRIVE MASTER-LHD ONLY (Cont'd.)		
		BT 71679	Lockwasher-diaphragm housing screw #6	6	All
		BO 71152	Nut-diaphragm housing screw	6	All
37	26	BT 164971	Spring-diaphragm return	1	All
		BT 164972	Spacer-diaphragm	2	All
		BT 164973	Gasket-diaphragm spacer	2	All
		BT 48445	Nut-diaphragm mounting	1	All
		BT 48446	Gasket-diaphragm mounting nut 3/32	1	All
		BT 170999	Lockwasher-diaphragm mounting nut	1	All
		BT 166063	Valve assembly-selector	1	All
39	26	BT 48709	Body-selector valve	1	All
		BT 48456	Expansion plug-valve body	1	All
40	26	BT 48711	Plunger complete-selector valve	3	All
		BT 48876	Plunger assy-selector valve	3	All
		BZ 164884	Disc-plunger	3	All
43	26	BT 48715	Spring-plunger	3	All
44	26	BT 166064	Contact plate assy-selector valve	1	All
45	26	BT 48239	Gasket-contact plate	1	All
		BT 7527	Screw-contact plate 8-32 x 3/8	4	All
		BT 70551	Lockwasher-contact plate screw #6	4	All
47	26	BT 48729	Solenoid assembly-selector valve	3	All
48	26	BT 48736	Cover-solenoid	1	All
49	26	BT 48737	Bolt-solenoid cover	1	All
50	26	BT 48738	Gasket-solenoid cover bolt	1	All
51	26	BT 48739	Washer-solenoid cover bolt	1	All
52	26	BT 48740	Retainer-solenoid	1	All
53	26	BT 48741	Gasket-solenoid retainer	1	All
		BT 7527	Screw-solenoid retainer 8-32 x 3/8	3	All
		BZ 70551	Lockwasher-solenoid retainer screw #6	3	All
55	26	BT 48541	Check valve-selector valve	1	All
56	26	BT 48542	Nut-selector valve check valve	1	All
57	26	BT 48450	Gasket-selector valve to bracket	1	All
		BO 90	Lockwasher-selector valve to bracket stud #10	4	All
		BO 71073	Nut-selector valve to bracket stud 10-32 x 1/8	4	All
		BT 164977	Tube complete-short-valve to cylinder	1	All
		BT 164980	Tube complete-long-valve to cylinder	1	All
60	26	BT 48887	Connection-rubber-tube	2	All
61	26	BT 48466	Elbow-tube	3	All
62	26	BT 164413	Switch assembly-transmission	1	All
		BT 70414	Lockwasher-switch to case stud 5/ 16	2	All
		BZ 12115	Nut-switch to case stud 5/16-18	2	All
64	26	BT 164207	Rod assembly-HDM shift	1	All
		BT 164208	Bushing-HDM shift rod	1	All
		BZ 673	Plain washer-HDM shift rod to lever pin	1	All
		BT 170443	Spring washer-HDM shift rod to lever pin 3/8	1	All
66	26	BZ 12401	Nut-HDM shift rod 7/16-20 x 3/8	1	All
68	26	BT 164210	Rod-diaphragm to transfer key engaging 5/16-18 x 21/64	1	All
69	26	BZ 70590	Nut-engaging rod 5/16-18 x 2]	1	All
70	27	BT 164211	End-engaging rod	1	All
71	27	BT 164212	Sleeve-engaging rod end 5/16-18 x 3/16	1	All
72	27	BT 170651	Locknut-engaging rod end sleeve 5/16-18 x 1	1	All
73	26	BT 164213	Rod-clutch switch operating	1	All
		BT 164221	Clip-clutch switch operating rod retaining	2	All
75	26	BT 164214	Rod-transfer switch	1	All
76	26	BT 164221	Clip-RH-transfer switch rod retaining Conical	1	All
77	26	BT 164222	Clip-LH-transfer switch rod retaining	1	All
78	26	BT 164215	Rod-selector switch operating	1	All
		BZ 38206	Spring-selector switch operating rod Cot	1	All
		BO 262	Plain washer-selector switch operating rod	1	All
80	27	BT 164217	Rod-neutral & limit switch	1	All
81	27	BT 164218	Swivel-neutral & limit switch rod	1	All

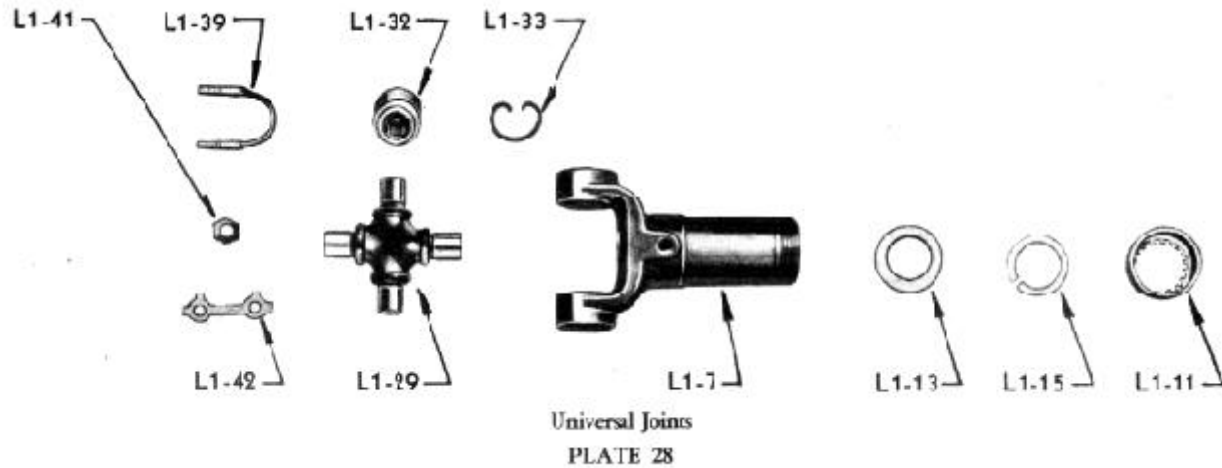
## DRIVE MASTER

1946-1947

K

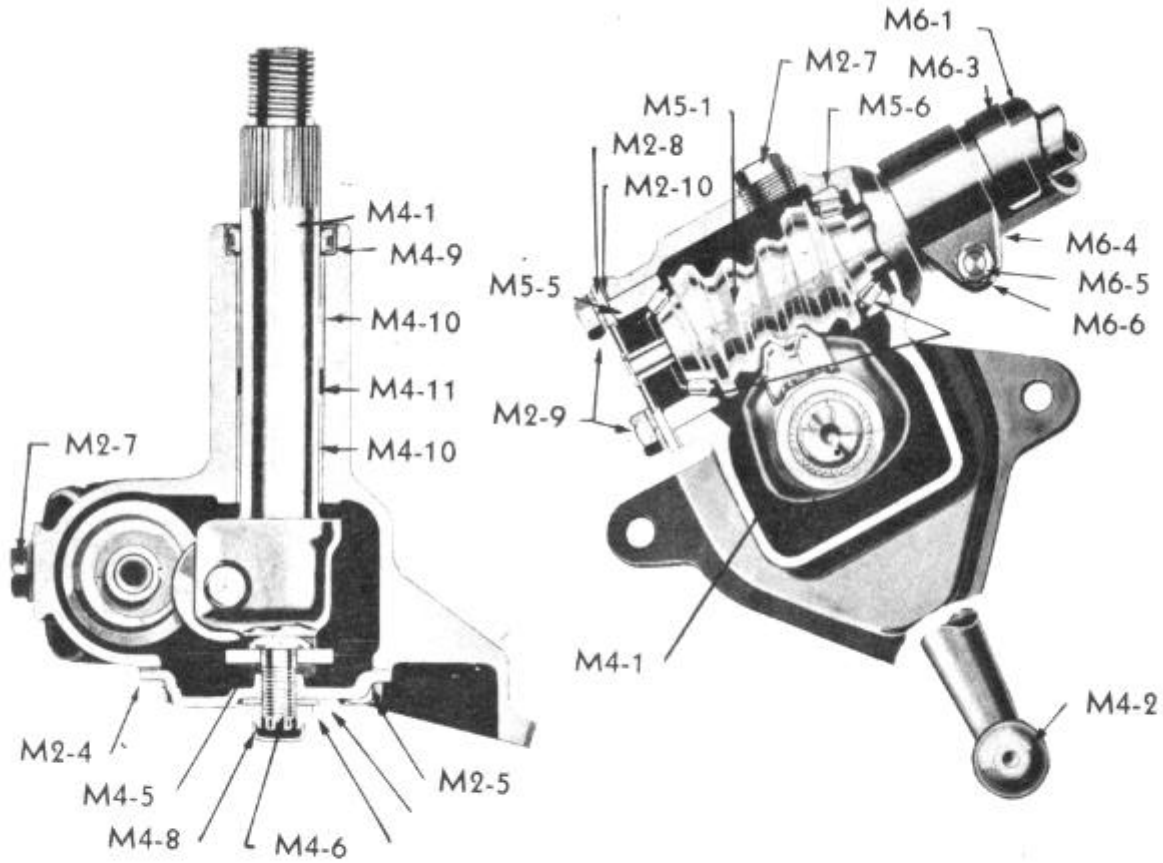
Group & Illus. No.	Plate No.	Part No.	NAME	Per Car	Models
K22-			HUDSON DRIVE MASTER-LHD ONLY (Cont'd.)		
		BO 71443	Nut-neutral & limit switch rod 1/4-28 x 7/32	2	All
		BZ 38026	Spring-neutral & limit switch rod Conical	2	All
		BO 262	Plain washer-rod to switch lever pin	1	All
		BO 262	Plain washer-rod to selector lever pin	1	All
		BT 164219	Spring-selector lock lever tension	1	All
		BT 164220	Clip-selector lock lever tension spring	1	All
		BZ 908	Bolt-selector lock lever tension spring clip	1	All
		BT 70414	Lockwasher-tension spring clip bolt	1	All
		BO 771	Plain washer-tension spring clip bolt	1	All
		BZ 12115	Nut-tension spring clip bolt.	1	All
		BZ 164192	Dirt shield-HDM	1	All
		BO 170041	Screw-dirt shield #14 x 1/2 ST	3	All
		BZ 164005	Tube assembly-manifold end-power unit vacuum	1	All six cyl
		BZ 164006	Tube assembly-manifold end-power unit vacuum	1	All eight cyl
		BZ 165998	Tube-frame-power unit vacuum	1	All
		BZ 165999	Tube-frame-power unit intake	1	All
		BZ 164008	Tube-air cleaner-power unit intake	1	All six cyl
		BZ 164009	Tube-air cleaner-power unit intake	1	All eight cyl
		BZ 164017	Tube-power unit	2	All
		BZ 170678	Nut-power unit tube	3	All
		BZ 164010	Hose-intake tube to air cleaner	1	All
		BZ 164014	Hose-intake tube coupling	4	All
		BZ 166001	Spring-intake tube coupling hose	4	All
		BM 170929	Clamp-intake tube coupling hose	8	All
		BZ 164011	Clip-intake tube to manifold	1	All
		BO 170403	Nut-intake tube to manifold clip 5/16-24	1	All
		BZ 164015	Clip-power unit tube to frame	2	All
		BZ 908	Bolt-power unit tube to frame clip 5/16-18 x 7/8	2	All
		BT 70414	Lockwasher-power unit tube to frame clip bolt 5/516	2	All
		BZ 122	Nut-power unit tube to frame clip bolt	2	All
		BZ 164016	Clip-power unit tube to frame	1	All
		BZ 70872	Bolt-power unit tube to frame clip 1/4-20 x 3/4	1	All
		BZ 70673	Lockwasher-power unit tube to frame	1	All
		BZ 70874	Nut-power unit tube to frame clip bolt	1	All
		BT 165831	Switch-governor	1	All
		BT 164007	Locking washer-governor switch	1	All
		BO 164414	Switch-instrument panel	1	All
		BO 170701	Nut-instrument panel switch mounting 6-32 x 3/32	2	All
		BO 170163	Lockwasher-instrument panel switch terminal #6	5	All
		BZ 164077	Wire harness-HDM-body half	1	All
		BT 165834	Socket-4 holes-to dash	1	All
		BZ 164083	Cap-dash socket	1	All
		BZ 165845	Wire harness-HDM-chassis half 1st type	1	1946 All
		BZ 165836	Socket-3 holes-to accel switch	1	1946 All
		BT 165835	Socket-2 holes-to throttle lock	1	1946 All
		BT 165834	Socket-4 holes-to governor	1	1946 All
		BZ 165836	Socket-3 holes-to power unit	1	1946 All
		BT 165833	Plug-4 prongs-to dash	1	1946 All
		BZ 165832	Cap-sockets	4	1946 All
		BZ 165801	Cap-plug	1	1946 All
		BZ 164079	Boot-trans switch plug Rubber	1	1946 All
			NOTE - X - 2nd type harness (chassis half) shown below became effective with 1946 serial 65716, exceptions 65837 thru 66066.		
		BZ 165986	Wire harness-HDM-chassis half 2nd type	1	1947 All
		BZ 165836	Socket-3 holes-to accel switch	1	1946 2nd type-1947 All
		BZ 165836	Socket-3 holes-to throttle lock	1	1946 2nd type-1947 All
		BT 165834	Socket-4 holes-to governor	1	1946 2nd type-1947 All
		BZ 165836	Socket-3 holes-to power unit	1	1946 2nd type-1947 All
		BT 165835	Socket-2 holes-to solenoid	1	1946 2nd type-1947 All
		BZ 165833	Plug-4 prongs-to dash	1	1946 2nd type-1947 All
		BZ 165832	Cap-sockets	5	1946 2nd type-1947 All
		BZ 165081	Cap-plug	1	1946 2nd type-1947 All
		BZ 164079	Boot-trans switch plug Rubber	1	1946 2nd type-1947 All

Group & Illus. No.	Plate No.	Part No.	NAME	Per Car	Models
--------------------	-----------	----------	------	---------	--------



Group & Illus. No.	Plate No.	Part No.	NAME	Per Car	Models
L1-			PROPELLER SHAFT		
		C 162435	Propeller shaft	Used without OD	1 All exc 58-178
		C 159508	Propeller shaft	Used without OD	1 58,178
		C 162437	Propeller shaft	Used with OD	1 All exc 58-178
		C 162441	Propeller shaft	Used with OD	1 58,178
7	28	F 158574	Sleeve yoke assy	Used without OD	1 All exc 58-178
7	28	F 150185	Sleeve yoke assy	Used with OD	1 58,178
7	28	F 158574	Sleeve yoke assy		1 58,178
		F 43511	Expansion plug-sleeve yoke		1 All
11	28	F 158576	Dust cap-sleeve yoke		1 All exc 58-178
11	28	F 46490	Dust cap-sleeve yoke	Used without OD	1 58,178
11	28	F 158576	Dust cap-sleeve yoke	Used with OD	1 58,178
13	28	F 43512	Dust washer-sleeve yoke		1 All exc 58-178
13	28	F 46491	Dust washer-sleeve yoke	Used without OD	1 58,178
13	28	F 43512	Dust washer-sleeve yoke	Used with OD	1 58,178
15	28	F 46492	Retainer-sleeve yoke dust washer	Used without OD	1 58,178
		BZ 45353	Grease fitting-sleeve yoke	Straight	1 All
		F 164369	Repair kit-universal joint	Service	1 All
29	28		Journal-not supplied separately		2 All
32	28		Bearing-not supplied separately		2 All
		ZF 43517	Gasket-journal bearing		8 All
		F 153497	Grease fitting-journal		2 All
33	28	F 43521	Snap ring-journal bearing		8 All
39	28	F 150723	U bolt-propeller shaft		4 All
41	28	BO 12481	Nut-U bolt		8 All
42	28	F 150724	Lock-U bolt nut		4 All

Group & Illus. No.	Plate No.	Part No.	NAME	Per Car	Models
--------------------	-----------	----------	------	---------	--------



Steering Gear  
PLATE 29

STEERING GEAR ASSEMBLY					
C	164550	Steering gear assembly		LHD	
C	164551	Steering gear assembly		RHD	
C	162751	Steering gear assembly		LHD	
C	160058	Steering gear assembly-1st type-has bronze bushings			
C	162752	Steering gear assembly-2nd type-has needle rollers			
C	162752	Steering gear assembly		RHD	
BZ	160063	Bolt-steering gear to frame		LHD	
BZ	160063	Bolt-steering gear to frame		RHD	
BZ	104	Lockwasher-steering gear to frame bolt		7/16	
BM	71197	Plain washer-steering gear to frame bolt			
BM	232	Nut-steering gear to frame bolt		7/16-20	
NOTE - 2nd type steering gear became effective on RHD models 53 and 54 with serial 46308, exceptions 46475 thru 46676.					

Group & Illus. No.	Plate No.	Part No.	NAME		Per Car	Models
M2-			STEERING GEAR HOUSING			
		BZ 160520	Housing assembly	LHD	1	Six cyl
		BZ 160521	Housing assembly	RHD	1	All six cyl
		BZ 162914	Housing assembly	LHD	1	All eight cyl
		BZ 160523	Housing assembly-1st type with bronze bushings	*RHD	1	1946 eight cyl
		BZ 162915	Housing assembly-2nd type with needle rollers	*RHD	1	1946 eight cyl
		BZ 162915	Housing assembly	RHD	1	1947 eight cyl
			* See note in Group M1			
3	29	BZ 453437	Cover-steering gear housing		1	All six cyl
3	29	BZ 160542	Cover-steering gear housing		1	All eight cyl
4	29	BZ 166430	Gasket-steering gear housing cover		1	All six cyl
4	29	BZ 166431	Gasket-steering gear housing cover		1	All eight cyl
5	29	BZ 166429	Bolt-steering gear housing cover	5/16-18 x 5/8	4	All
7	29	BZ 38587	Grease plug-steering gear housing		1	All
8	29	BZ 158878	Cover & grease retaining tube assy-worm housing		1	All six cyl
8	29	BZ 160557	Cover & grease retaining tube assy-worm housing		1	All eight cyl
9	29	BZ 166429	Bolt-worm housing cover	5/16-18 x 5/8	4	All
10	29	BZ 46050	Shim-thin-worm housing cover		1	All six cyl
10	29	BZ 46051	Shim-thick-worm housing cover		5	All six cyl
10	29	BZ 160555	Shim-thin-worm housing cover		1	All eight cyl
10	29	BZ 160556	Shim-thick-worm housing cover		5	All eight cyl
M4-			CROSS SHAFT AND PITMAN ARM			
1	29	BZ 160528	Cross shaft & roller tooth assy	LHD	1	All six cyl
		BZ 160529	Cross shaft & roller tooth assy	RHD	1	All six cyl
1	29	BZ 162918	Cross shaft & roller tooth assy	LHD	1	All eight cyl
		BZ 160531	Cross shaft & roller tooth assy-1st type	*RHD	1	1946 eight cyl
		BZ 162919	Cross shaft & roller tooth assy-2nd type	*RHD	1	1946 eight cyl
		BZ 162919	Cross shaft & roller tooth assy	RHD	1	1947 eight cyl
			* See note in Group M1-			
2	29	BZ 166318	Pitman arm-cross shaft	LHD	1	All six cyl
		BZ 160060	Pitman arm-cross shaft	RHD	1	All six cyl
2	29	BZ 160061	Pitman arm-cross shaft	LHD	1	All eight cyl
		BZ 160062	Pitman arm-cross shaft	RHD	1	All eight cyl
		BZ 22641	Nut-cross shaft		1	All
		BZ 33659	Lockwasher-cross shaft nut		1	All
5	29	BZ 153439	Thrust washer-cross shaft		1	All
6	29	BZ 153440	Screw-cross shaft adjusting		1	All
7	29	BZ 153441	Lock plate-cross shaft adjusting screw		1	All
8	29	BZ 153442	Nut-cross shaft adjusting screw		1	All
9	29	BZ 160539	Oil seal-cross shaft		1	Six cyl
9	29	BZ 160540	Oil seal-cross shaft		1	All eight cyl
10	29	BZ 162922	Needle roller bearing-cross shaft	*	2	All eight cyl
11	29	BZ 162923	Spacer-needle roller bearing	*	1	All eight cyl
			* These are 2nd type parts on . See note in group M1-			
M5-			MAIN COLUMN TUBE & WORM			
1	29	C 164558	Tube & worm assembly-main column	LHD	1	All six cyl
		C 164559	Tube & worm assembly-main column	RHD	1	All six cyl
1	29	C 160546	Tube & worm assembly-main column	LHD	1	All eight cyl
		C 160547	Tube & worm assembly-main column	RHD	1	All eight cyl
3	29	C 164560	Tube-main column		1	All six cyl
3	29	C 160548	Tube-main column		1	All eight cyl
4	29	BZ 48845	Bearing assembly-main column worm		2	All six cyl
4	29	BZ 160551	Bearing assembly-main column worm		2	All eight cyl
5	29	BZ 46900	Adjusting ring-lower-worm bearing		1	All six cyl
5	29	BZ 160552	Adjusting ring-lower-worm bearing		1	All eight cyl
6	29	BZ 40777	Ring-upper-worm bearing		1	All six cyl
6	29	BZ 160553	Ring-upper-worm bearing		1	All eight cyl
		BZ 166215	Felt washer-main column tube to housing		1	All six cyl
		BZ 166234	Felt washer-main column tube to housing		1	All eight cyl

STEERING GEAR

1946-1947

M

Group & Illus. No.	Plate No.	Part No.	NAME	Per Car	Models
M6-			JACKET TUBE		
1	29	C 162753	Jacket tube & bushing assy-To car #31-541	1	51-58 Without DI
		C 165626	Jacket tube & bearing assy-After car #31-541	1	51-58 Without DI
		C 164552	Jacket tube & bushing assy-To car #31-29642	1	51 With DI
		C 165630	Jacket tube & bearing assy-After car #31-29642	1	51 With DI
		C 162755	Jacket tube & bushing assy-To car #32-4788	1	52 Without DI
		C 165628	Jacket tube & bearing assy-After car #32-4788	1	52 Without DI
		C 164554	Jacket tube & bushing assy-To car #32-29605	1	52 With DI
		C 165632	Jacket tube & bearing assy-After car #32-29605	1	52 With DI
		C 162757	Jacket tube & bushing assy-To car #33-36314	1	53 Without DI
		C 165634	Jacket tube & bearing assy-After car #33-36314	1	53 Without DI
		C 165638	Jacket tube & bearing assy	1	53 With DI
		C 162757	Jacket tube & bushing assy-To car #34-18505	1	54 Without DI
		C 165636	Jacket tube & bearing assy-After car #34-18505	1	54 Without DI
		C 165640	Jacket tube & bearing assy	1	54 With DI
		C 165626	Jacket tube & bearing assy Without DI	1	171,178
		C 165630	Jacket tube & bearing assy With DI	1	171
		C 165628	Jacket tube & bearing assy Without DI	1	172
		C 165632	Jacket tube & bearing assy With DI	1	172
		C 165634	Jacket tube & bearing assy Without DI	1	173
		C 165638	Jacket tube & bearing assy With DI	1	173
		C 165636	Jacket "tube & bearing assy Without DI	1	174
		C 165640	Jacket tube & bearing assy With DI	1	174
		BZ 164749	Bushing-rubber 1st type jacket tube	1	All
		BZ 165642	Bearing assembly 2nd type jacket tube	1	All
		BZ 165646	Spring-jacket tube bearing 2nd type jacket tube	1	All
		BZ 165647	Spacer-jacket tube bearing 2nd type jacket tube	1	All
		BZ 165648	Spacer-bearing spring-with DI 2nd type jacket tube	1	All
3	29	BZ 153335	Cover-jacket tube oil hole	1	All
4	29	BZ 153336	Clamp assembly-jacket tube	1	All
5	29	BX 70867	Bolt-clamp 5/ 16 5/16-24 x 2-1/4	1	All
6	29	BO 170403	Nut-clamp bolt 5/16-24	1	All
		BO 147840	Bracket-jacket tube to inst panel Painted	1	51, 53,171,173,SW
		BO 147841	Bracket-jacket tube to inst panel Plated	1	52,54,172,174
		BO 147842	Bracket-jacket tube to inst panel Painted	1	58-178 Cab-CabPu
8	35	BO 121785	Cap-jacket tube bracket-without DI Painted	1	51, 53,58,171,173,178
8	35	BO 147845	Cap-jacket tube bracket-without DI Plated	1	52,54,172,174
8	35	BO 141258	Cap-jacket tube bracket-with DI Painted	1	51, 53,58,171,173,178
8	35	BO 144742	Cap-jacket tube bracket-with DI Plated	1	52,54,172,174
		BO 170066	Screw-cap to bracket 5/16-24 x 3/4	2	All
		BO 170277	Bolt-bracket to inst panel 5/16-24 x 1	2	All
		BZ 70675	Lockwasher-bracket to inst panel bolt 5/16	2	All
		BM 71011	Plain washer-bracket to inst panel bolt	2	All
		BO 170559	Cage nut-bracket to inst panel bolt 5/16-24	2	All
M7-			STEERING WHEEL		
			NOTE - 17" wheel with center horn button standard for 58-171-173-178 17" wheel with horn ring optional for 51-53-58-173-178 18" wheel standard for 52-54-172-174, optional 51-53-58-171-173-178		
2	35	C 165861	Steering wheel 17"-standard Victory gray	1	51, 53,171,173
		C 165675	Steering wheel-18"-standard Blue plastic	1	52,54,172,174
		C 164351	Steering wheel-17"-standard Quartz gray	1	58 to car No.38-2685
		C 165859	Steering wheel-17"-standard Victory gray	1	58 after car No.38-2685
		C 165859	Steering wheel-17"-standard Victory gray	1	178
		BZ 165862	Trim ring-steering wheel hub-17" wheel	1	51, 53,58,171,173,178
		BZ 164364	Trim ring-steering wheel hub-17" wheel	1	58 to car No.38-2685
		BX 18093	Nut-steering wheel to main column tube 5/8-18 x 3/8	1	All
		C 165733	Steering wheel kit-18" Blue plastic Service	1	51, 53,58,171,173,178

Group & Illus. No.	Plate No.	Part No.	NAME	Per Car	Models
M8-			HORN BUTTON AND WIRE		
		BZ 165864	Horn button assembly-17" wheel-std	Victory gray	1 51,53,58,171,173,178
		BZ 164355	Horn button assembly-17" wheel-std	Quartz gray	1 58 to car No.38-2685
		BZ 165866	Escutcheon-horn button-for 165864		1 51,53,58,171,173,178
		BZ 164361	Escutcheon-horn button-for 164355		1 58 to car No.38-2685
3	35	BZ 165676	Horn button assembly	18" wheel	1 52,54,172,174
		BZ 165677	Horn button	18" wheel	1 52,54,172,174
26	35	BZ 162768	Ring-horn button	18" wheel	1 52,54,172,174
		BZ 162769	Silencer-horn button ring	18" wheel	4 52,54,172,174
		BZ 162770	Contact cup-horn button	18" wheel	1 52,54,172,174
		BT 1634	Screw-contact cup	18" wheel	3 52,54,172,174
		BO 170153	Lockwasher-contact cup screw	18" wheel	3 52,54,172,174
		BZ 165678	Cap-horn button-transparent	18" wheel	1 52,54,172,174
		BZ 170619	Escutcheon pin-horn button cap	18" wheel	1 52,54,172,174
		BZ 162517	Spring-horn button contact	17" wheel without ring	1 51,53,58,171,173,178
		BZ 162771	Spring-horn button contact	18" wheel	1 52,54,172,174
		BZ 160809	Cup-horn button contact	17" wheel without ring	1 51,53,58,171,173,178
		BZ 155611	Retainer-horn button	17" wheel without ring	1 51,53,58,171,173,178
		BZ 155612	Lock wire-horn button	17" wheel without ring	1 51,53,58,171,173,178
		BZ 7753	Screw-horn button to wheel	18" wheel	3 52,54,172,174
		BZ 12111	Lockwasher-horn button to wheel screw	18" wheel	3 52,54,172,174
		HA 165868	Horn ring kit-17" wheel	Victory gray	1 51,53,58,171,173,178
		BZ 164696	Horn ring kit-17" wheel	Quartz gray	1 58 to car No.38-2685
		BZ 165865	Horn button assy-Victory gray	17" wheel with ring	1 51,53,58,171,173,178
		BZ 164358	Horn button assy-Quartz gray	17" wheel with ring	1 58 to car No.38-2685
		BZ 164383	Horn ring	17" wheel with ring	1 51,53,58,171,173,178
		BZ 165867	Ornament-horn ring	17" wheel with ring	1 51,53,58,171,173,178
		BZ 164380	Ornament-horn ring	17" wheel with ring	1 58 to car No.38-2685
		BO 170421	Spring nut-horn ring ornament	17" wheel with ring	2 51,53,58,171,173,178
		BZ 164370	Contact plate assy-horn ring	17" wheel with ring	1 51,53,58,171,173,178
		BT 1634	Screw-horn ring-6/32 x 3/8	17" wheel with ring	3 51,53,58,171,173,178
		BO 170153	Lockwasher-horn ring screw	17" wheel with ring	3 51,53,58,171,173,178
		BZ 164373	Spring-contact plate	17" wheel with ring	1 51,53,58,171,173,178
		BZ 164374	Retainer-contact plate spring	17" wheel with ring	1 51,53,58,171,173,178
		BZ 164375	Contact cup-horn button	17" wheel with ring	1 51,53,58,171,173,178
		BZ 164376	Spring-horn button contact cup	17" wheel with ring	1 51,53,58,171,173,178
		BZ 164377	Retainer-contact cup spring	17" wheel with ring	1 51,53,58,171,173,178
		BZ 164378	Spring-horn button	17" wheel with-ring	1 51,53,58,171,173,178
		BZ 164379	Screw-horn button to wheel	17" wheel with ring	3 51,53,58,171,173,178
		BT 170481	Lockwasher-horn button screw	17" wheel with ring	3 51,53,58,171,173,178
		BZ 164152	Wire assembly-horn button		1 All
		BZ 163755	Terminal-upper-horn button wire		1 All
		BO 170406	Terminal-lower-horn button wire		1 All
		BZ 163756	Insulator-upper terminal		1 All
		BZ 163391	Sleeve-horn button wire	Rubber	1 All
		BZ 163757	Spring-horn button wire		1 All
M10-			DRAG LINK		
		C 159983	Drag link assembly-complete	LHD	1 All
		C 159989	Drag link assembly-complete	RHD	1 All
1	30	C 159984	Drag link and plugs assembly	LHD	1 All
1	30	C 159990	Drag link and plugs assembly	RHD	1 All
2	30	BZ 60533	Plug-drag link		2 All
4	30	BZ 160034	Dust cover-inner-drag link		1 All
5	30	BZ 160035	Dust cover-outer-drag link		1 All
6	30	BZ 70310	Bolt-dust cover	3/16-24 x 7/8	1 All
		BO 90	Lockwasher-dust cover bolt	#10	1 All
		BZ 3987	Nut-dust cover bolt	3/16-24 x 1/8	1 All
7	30	BZ 42899	Spring-drag link		2 All

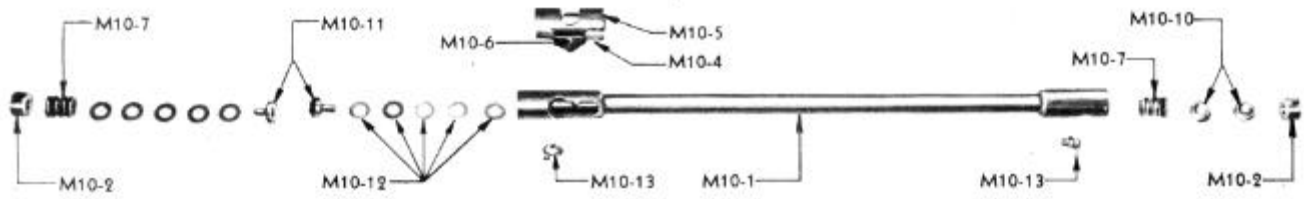


**DRAG LINK**

1946-1947

M

Group & Illus. No.	Plate No.	Part No.	NAME	Per Car	Models
M10-			DRAG LINK (Cont'd.)		
10	30	BZ 60532	Ball seat-front-drag link	2	All
11	30	BZ 151706	Ball seat-rear-drag link	1	All
11	30	BZ 60532	Ball seat-rear-drag link	1	All
12	30	BZ 71660	Shim-thin-rear ball seat	1/32	AR All
12	30	BZ 71661	Shim-medium-rear ball seat	1/16	AR All
12	30	BZ 71662	Shim-thick-rear ball seat	1/8	AR All
13	30	F 45928	Grease fitting-drag link	67-1/2°	1 All
13	30	BZ 45353	Grease fitting-drag link	Straight	1 All



Drag Link  
PLATE 30

Group & Illus. No.	Plate No.	Part No.	NAME	Per Car	Models
N1-			CARBURETOR		
			NOTE - Carburetor and parts are serviced by Carter Carburetor Co., St. Louis, Mo., or their authorized service outlets.		
			For Carter parts list, see Section Z.		
1	16	BM 162518	Carburetor assembly Carter WDO-501S	1	All six cyl
1	16	BM 162519	Carburetor assembly Carter WDO-502S	1	All eight cyl
		BM 161015	Stud-carburetor to manifold 5/16-24 x 1-7/8	3	All
		BM 159923	Stud-carburetor to manifold 5/16-24 x 1-5/16	1	All
		BT 70414	Lockwasher-carburetor to manifold stud 5/16	4	All
		BO 12481	Nut-carburetor to manifold stud 5/16-24	4	All
		F 152991	Gasket-carburetor to manifold	8	All six cyl
		F 159657	Gasket-carburetor to manifold	7	All eight cyl
		BM 159920	Heat deflector-carburetor	1	All
		BM 162433	Heat tube-carburetor choke	1	All eight cyl
		BM 151187	Coupling cone-carburetor choke heat tube	1	All
		BM 151188	Coupling nut-carburetor choke heat tube	1	All
		BM 71298	Screw-carburetor heat box to manifold 10-32 x 3/8	1	All six cyl
		SP 166534	Gasoline filter-carburetor Service	1	All
		BM 166699	Glass bowl-gasoline filter Service	1	All
		BM 166700	Gasket-gasoline filter bowl Service	1	All
		BM 166701	Element-gasoline filter Service	1	All
N2-			CARBURETOR AIR CLEANER		
			NOTE - Standard type air cleaners serviced by AC Spark Plug Co., Flint, Mich., or their service outlets.		
1	16				
1	16	BM 153138	Air cleaner-carburetor-dry-standard Without HDM	1	All
1	16	BM 164516	Air cleaner-carburetor-dry-standard With HDM	1	All
1	16				
1	16	BM 160678	Air cleaner-carburetor-oil bath Without HDM	1	All six cyl
1	16	BM 159662	Air cleaner-carburetor-oil bath Without HDM	1	All eight cyl
		BM 164518	Air cleaner-carburetor-oil bath With HDM	1	All six cyl
		BM 164519	Air cleaner-carburetor-oil bath With HDM	1	All eight cyl
		BM 156199	Element-for standard dry air cleaner Service	1	All
		BZ 160679	Brace-for oil bath air cleaner	1	All six cyl
		BM 161049	Brace-for oil bath air cleaner	1	All eight cyl
		BO 71384	Screw-air cleaner brace 5/16-18 x 5/8	1	All
N4-		BT 70414	Lockwasher-air cleaner brace screw 5/16	1	All
		BZ 6440	Plain washer-air cleaner brace screw	1	All
		BO 170405	Lock nut-air cleaner brace to cyl head stud	1	All six cyl
1	16	BZ 170571	Lock nut-air cleaner brace to cyl head stud	1	All eight cyl
			FUEL PUMP AND PIPES		
		BM 166216	Fuel pump assembly-std-mechanical AK 1523289	1	All exc eight cyl RHD
		BM 166217	Fuel pump assembly-std-mechanical AK 1523313	1	All eight cyl RHD
		SP 166750	Fuel pump assembly-service replacement type 499	1	All
		BM 165980	Fuel pump assembly-electric Autoplus model 500	1	1946, six cyl after Serial 5741
			NOTE - Electric fuel pump used on 1946 six cyl cars after serial 5741. Electric pump and component parts serviced by authorized Autopulse service stations. For parts list see Section Z.		
		SP 166218	Fuel and vacuum pump assy-opt Type 579	1	All six cyl
		SP 166219	Fuel and vacuum pump assy-opt Type 3936	1	All eight cyl

FUEL SYSTEM


1946-1947

N

Group & Illus. No.	Plate No.	Part No.	NAME	Per Car	Models
N4-			FUEL PUMP AND PIPES (Cont'd.)		
		SP 166752	Repair kit-fuel pump-less rocker arm For 499	1	All
		SP 302162	Repair kit-for combination pumps 166218-166219	1	All
		SP 166755	Diaphragm kit For 499	1	All
		SP 302163	Diaphragm kit-fuel side-combination pumps 166218-	1	All
		SP 302164	166219 Diaphragm kit-vac side-combination pumps	1	All
		BM 166385	166218-166219 Conversion kit-electric fuel pump to relocate pump to outside of frame member	1	1946,all six cyl with elec pump
		BO 121	Bolt-fuel pump to cyl Mechanical pump	2	All
		BM 71638	Plain washer-fuel pump to cyl bolt Mechanical pump	2	All with single pump
		BT 70414	Lock washer-fuel pump to cyl bolt Mechanical pump	2	All
		BM 154192	Insulating sleeve-pump to cyl bolt Mechanical pump	2	All
		BM 154193	Insulating washer-pump to cyl bolt Mechanical pump	2	All with single pump
		BM 153273	Spacer-fuel pump to oil baffle Mechanical pump	1	All with single pump
		BM 153274	Oil baffle-fuel pump Mechanical pump	1	All with single pump
		BM 153275	Gasket-oil baffle to cyl Mechanical pump	1	All with single pump
		BM 165975	Bracket-fuel pump mounting Electric pump	1	All six cyl
		BM 165974	Plate-fuel pump mounting Electric pump	1	All six cyl
		BM 165976	Gasket-mounting plate to cyl Electric pump	1	All six cyl
		BO 71384	Bolt-mounting plate to cyl Electric pump	2	All six cyl
		BO 71153	Lockwasher-mounting plate to cyl bolt Electric pump	2	All six cyl
		BM 170928	Bolt-mounting bracket to plate		All six cyl
		BZ 1549	Lockwasher-mounting bracket to plate bolt	2	All six cyl
		BO 71631	Bolt-pump to bracket Electric pump	2	All six cyl
		BZ 1549	Lockwasher-pump to bracket bolt Electric pump	2	All six cyl
				1	
		BM 158666	Spacer-asbestos-pump to cyl Combination pump	1	All
		BM 158667	Plate-steel-pump to cyl Combination pump	1	All
		BM 153275	Gasket-pump to cyl Combination pump	1	All
				1	
		F 45479	Flexible connection-fuel pump Single pump	1	All
		F 45479	Flexible connection-fuel pump Combination pump	1	All exc RHD eight cyl
		BM 158668	Flexible connection-fuel pump Combination pump	1	RHD eight cyl
		BM 170278	Elbow-flexible connection-90° Elec or comb pump	1	All
10	16	BM 160179	Pipe assembly-fuel pump to carb Mechanical pump	1	Six cyl with single pump
11	16	BM 160879	Pipe assembly-fuel pump to carb Mechanical pump	1	LHD eight cyl-single pump
		BM 160881	Pipe assembly-fuel pump to carb Mechanical pump	1	RHD eight cyl-single pump
		BM 165977	Pipe assembly-fuel pump to carb Electric pump	1	All six cyl
		BM 160183	Pipe assembly-fuel pump to carb Combination pump	1	All six cyl
		BM 160883	Pipe assembly-fuel pump to carb Combination pump	1	All eight cyl
		BM 170129	Nut-fuel pump to carb pipe	1	All
		BM 170128	Union-fuel pump to carb pipe	1	All
		BM 170125	Elbow-fuel pump to carb pipe Mechanical pump	2	RHD eight cyl-single pump
		BM 170125	Elbow-fuel pump to carb pipe Electric pump	1	All six cyl
		BM 158679	Pipe assy-fuel pump to manifold Combination pump	1	All six cyl
		BM 158681	Pipe assy-fuel pump to manifold Combination pump	1	All eight cyl
		BM 170129	Nut-fuel pump to manifold pipe Combination pump	1	All
		BM 170128	Union-pump to manifold pipe Combination pump		All
		BM 170125	Elbow-pump to manifold pipe Combination pump	1	All six cyl
		BM 170126	Elbow-pump to manifold pipe Combination pump	1	All eight cyl
		BM 165988	Wire assembly-electric fuel pump to coil	1	All six cyl
N5-			GASOLINE TANKS AND PI]		
		C 166254	Gasoline tank assembly	1	3 Cpe,ClubCpe,CvBro
		C 166194	Gasoline tank assembly	1	Bro,Sed
		C 162543	Gasoline tank assembly	1	58,178
		BZ 162419	Filler neck assembly-gas tank	1	Bro,Sed
		BZ 166304	Filler neck assembly-gas tank	1	3 Cpe,ClubCpe,CvBro
		BZ 162544	Filler neck assembly-gas tank	1	58,178
		BM 71100	Drain plug-gas tank 3/8 socket type	1	All
		BZ 26877	Boss-drain plug	1	All

Group & Illus. No.	Plate No.	Part No.	NAME	Per Car	Models
N5-			GASOLINE TANKS AND PIPES (Cont'd.)		
		F 155298	Filler cap assembly-gas tank	Standard	1 All
		HA 165599	Filler cap assembly-gas tank-locking type	Service	1 All
		HA 166738	Filler cap kit-gas tank-electric type	Service	1 All
		F 159110	Gauge assembly-gas tank unit		1 All
		ZF 150131	Gasket-gauge to tank		1 All
		BZ 71490	Screw-gauge to tank	10-24 x 3/8	6 All
		BZ 12111	Lockwasher-gauge to tank screw	3/16	6 All
		BZ 70863	Screw-gauge terminal	8-32 x 1/4	1 All
		BO 70465	Lockwasher-gauge terminal screw	#8	1 All
		BZ 164434	Outlet unit-gas tank suction pipe		1 All exc 58-178
		BZ 153027	Outlet unit-gas tank suction pipe		1 58,178
		BZ 47090	Gasket-outlet unit		1 All
		BZ 71490	Screw-outlet unit	10-24 x 3/8	2 All
		BZ 71442	Gasket-outlet unit screw		2 All
		BZ 153559	Screen-outlet unit	Solders in tank	1 All
		BZ 162421	Grommet-filler neck to body		1 All exc 58-178
		BZ 45344	Grommet-filler neck to body		1 58,178
		BZ 163376	Cushion-filler neck to body		1 All exc 58-178
		BZ 163389	Reinforcement-filler neck to body cushion		1 All exc 58-178
		BZ 153031	Pad-gas tank to seat tray		1 All
		C 162424	Strap & heat deflector assy-RH-gas tank		1 All exc 58-178
		BZ 162423	Strap-LH-gas tank		1 All exc 58-178
		BZ 162546	Strap-gas tank		2 58,178
		BZ 170419	Bolt-front-gas tank strap	5/16-18 x 3	2 All
		BZ 170419	Bolt-rear-gas tank strap	5/16-18 x 3	2 58,178
		BT 70414	Lockwasher-gas tank strap bolt	5/16	AR All
		BZ 122	Nut-gas tank strap bolt	5/16-18 x 5/16	AR All
		BZ 170510	Spring nut-gas tank strap bolt	5/16-18 x 1	2 All exc 58-178
		BZ 40627	Plate-gas tank strap bolt	AR	AR All
		BZ 166054	Pipe assembly-gas tank to fuel pump		1 51,52,171,172
		BZ 164616	Pipe assembly-gas tank to fuel pump	LHC	1 53,54,173,174
		BZ 164615	Pipe assembly-gas tank to fuel pump	RHC	1 53,54,173,174
		BZ 162835	Pipe assembly-gas tank to fuel pump		1 58,178
		BM 170955	Nut-gas tank to fuel pump pipe		2 All
		BO 18197	Clip-gas tank to fuel pump pipe	Strap type	2 All
		BO 170065	Clip-gas tank to fuel pump pipe	Snap type	2 All
		BZ 71295	Screw-gasoline pipe clip	5/16 x 5/8 ST	1 All
		BO 170041	Screw-gasoline pipe clip	#14 x 1/2 ST	1 All
N6-			THROTTLE CONTROL-LHD		
		BZ 165816	Accelerator pedal complete-black pad		1 All
		BZ 162871	Anchor bracket assy-accel pedal		1 All
		BZ 170542	Clevis pin-anchor bracket	1/4 x 17/32	2 All
		BZ 38206	Silencing spring-anchor bracket clevis pin		1 All
		BO 70028	Rivet-anchor bracket	3/16 x 3/8	2 All
5	31	BZ 162874	Rod-accel pedal to bellcrank	Without HDM-VD and OD	1 All six cyl
5	31	BZ 164562	Rod-accel pedal to bellcrank	With HDM-VD or OD	1 All six cyl
5	31	BZ 164564	Rod-accel pedal to bellcrank		1 All eight cyl
		BZ 163378	Sleeve-pedal to bellcrank rod	Rubber	1 All
11	31	BZ 163446	End-pedal to bellcrank rod	Without HDM-VD and OD	1 All six cyl
11	31	BZ 164565	End assembly-pedal to bellcrank	With HDM-VD or OD	1 All six cyl
11	31	BZ 164565	End assembly-pedal to bellcrank rod		1 All eight cyl
		BZ 1549	Lockwasher-pedal to bellcrank rod end	1/4	1 All
12	31	BO 71443	Nut-pedal to bellcrank rod end	1/4-28	2 All
13	31	BZ 33539	Clip-pedal to bellcrank rod return spring		1 All
15	31	BZ 162877	Bellcrank-accel pedal link	Without HDM-VD and OD	1 All six cyl
15	31	BZ 164568	Bellcrank-accel pedal link	With HDM or VD	1 All six cyl
15	31	BZ 164918	Bellcrank-accel pedal link	With OD	1 All six cyl
15	31	BZ 164918	Bellcrank-accel pedal link		1 All eight cyl

Group & Illus. No.	Plate No.	Part No.	NAME	Per Car	Models
--------------------	-----------	----------	------	---------	--------



Throttle Control  
PLATE 31

THROTTLE CONTROL-LHD (Cont'd.)					
N6-					
16	31	BZ 162878	Support-pedal link bellcrank Without HDM-VD and OD	1	All six cyl
16	31	BZ 164569	Support-pedal link bellcrank With HDM-VD or OD	1	All six cyl
16	31	BZ 164569	Support-pedal link bellcrank	1	All eight cyl
		BZ 164570	Bushing-pedal link bellcrank support With HDM-VD or OD	1	All six cyl
		BZ 164570	Bushing-pedal link bellcrank support	1	All eight cyl
		BZ 6440	Plain washer-pedal link bellcrank support	1	All
		BZ 70177	Brass washer-pedal link bellcrank support Brass	1	All
		BZ 166563	Lock-pedal link bellcrank support	1	All
25	31	BZ 164571	Torsion spring-pedal link bellcrank With HDM-VD or OD	1	All six cyl
25	31	BZ 164571	Torsion spring-pedal link bellcrank	1	All eight cyl
25	31	BZ 164572	Lever assembly-pedal link bellcrank operating	1	All six cyl
		BZ 164572	Lever assembly-pedal link bellcrank operating	1	Alt eight cyl
30	31	BZ 162879	Rod assembly-cross shaft operating	1	All six cyl
30	31	BZ 164575	Rod assembly-cross shaft operating With HDM-VD or OD	1	All six cyl
30	31	BZ 164576	Rod assembly-cross shaft operating	1	All eight cyl
		BZ 164222	Clip-operating rod to bellcrank With HDM-VD or OD	1	All six cyl
		BZ 164222	Clip-operating rod to bellcrank	1	All eight cyl
		BZ 162882	Cross shaft & support assy Without HDM-VD and OD	1	All six cyl
		BZ 164578	Cross shaft & support assy With HDM-VD or OD	1	All six cyl
		BZ 164579	Cross shaft & support assy	1	All eight cyl
		BO 170405	Locking nut-support to cyl head stud 3/8-16 x 21/64	2	All six cyl

Group & Illus. No.	Plate No.	Part No.	NAME	Per Car	Models
N6-			THROTTLE CONTROL-LHD (Cont'd.)		
35	31	BZ 170571	Locking nut-support to cyl head stud	2	All eight cyl
		BZ 170583	Screw-cross shaft lever stop	1	All
40	31	BO 71073	Nut-cross shaft lever stop screw	1	All
		BZ 162891	Spring-cross shaft anti rattle	1	All
		BZ 9152	Rivet-cross shaft anti rattle spring	1	All
		BZ 155461	Spring-cross shaft compression	1	All
		BT 170044	Plain washer-cross shaft compression spring	1	All
41	31	BZ 164597	Spring-cross shaft lever tension	1	All
64	31	BZ 162892	Rod-cross shaft to carburetor	1	All six cyl
64	31	BZ 164586	Rod-cross shaft to carburetor	1	All six cyl
64	31	BZ 164587	Rod-cross shaft to carburetor	1	All eight cyl
		BZ 164221	Clip-cross shaft to carburetor rod	1	All six cyl
		BZ 164221	Clip-cross shaft to carburetor rod	1	All eight cyl
		BZ 164222	Clip-cross shaft to carburetor rod	1	All six cyl
		BZ 164222	Clip-cross shaft to carburetor rod	1	All eight cyl
68	31	BZ 164222	Spring-throttle control tension	1	All six cyl
		BZ 162011	Spring-throttle control tension.	1	All six cyl
		BZ 160683	Spring-throttle control tension	1	All eight cyl
		BZ 164596	Spring-throttle control tension	1	All with HDM or VD
N7-			THROTTLE CONTROL-RHD		
		BZ 165817	Accelerator pedal complete-black pad	1	All
		BZ 155448	Bracket-accel pedal anchor	1	All
		BO 18474	Rivet-anchor bracket	2	All
		BO 70028	Rivet-anchor bracket	1	All
		BZ 71113	Clevis pin-anchor bracket	1	All
		BZ 163263	Link-pedal to bellcrank	1	All
		BZ 163378	Sleeve-rubber-pedal to bellcrank rod	1	All
		BZ 41207	Spring-upper pedal bracket anti rattle	1	All
		BT 71522	Clevis pin-pedal to bellcrank link	1	All
		BX 163262	Clip-pedal return spring	1	All
		BZ 163264	Bellcrank-pedal link	1	All
		BZ 155452	Bracket-pedal link bellcrank	1	All
		BO 18474	Rivet-pedal link bellcrank bracket	2	All
		BZ 6998	Clevis pin-pedal link bellcrank	1	All
		BZ 163265	Rod-cross shaft operating	1	All
		BZ 163267	Rod-cross shaft operating	1	All
		BT 160612	Washer-bellcrank to cross shaft rod	1	All with OD
		BZ 12111	Lockwasher-bellcrank to cross shaft rod	2	All with OD
		BO 71073	Nut-bellcrank to cross shaft rod	2	All with OD
		BT 160613	Swivel-bellcrank to cross shaft rod	1	All with OD
		BT 160614	Sleeve-bellcrank to cross shaft rod swivel	1	All with OD
		BO 71073	Nut-bellcrank to cross shaft rod swivel	1	All with OD
		BT 158029	Spring-bellcrank to cross shaft rod swivel	1	All with OD
		BZ 71260	Washer-bellcrank to cross shaft rod swivel spring	1	All with OD
		BO 71073	Nut-bellcrank to cross shaft rod swivel spring washer	1	All with OD
		BZ 163269	Cross shaft assembly	1	All six cyl
		BZ 163270	Crankshaft assembly	1	All eight cyl
		BZ 152979	Bracket-cross shaft	1	All
		BZ 155461	Spring-cross shaft compression	1	All
		BZ 673	Plain washer-cross shaft compression spring	1	All
		BO 18447	Screw-cross shaft bracket	2	All
		BZ 12111	Lockwasher-cross shaft bracket screw	2	All
		BO 71073	Nut-cross shaft bracket screw	2	All
		BZ 163273	Rod-cross shaft to carburetor	1	All six cyl
		BZ 163275	Rod-cross shaft to carburetor	1	All eight cyl
		BZ 5771	Clevis-cross shaft to carburetor rod	1	All
		BO 71073	Nut-cross shaft to carburetor rod clevis	1	All
		BZ 5825	Clevis pin-cross shaft to carburetor rod clevis	1	All
		BZ 152987	Tension spring-throttle control return	1	All

## EXHAUST SYSTEM

1946-1947

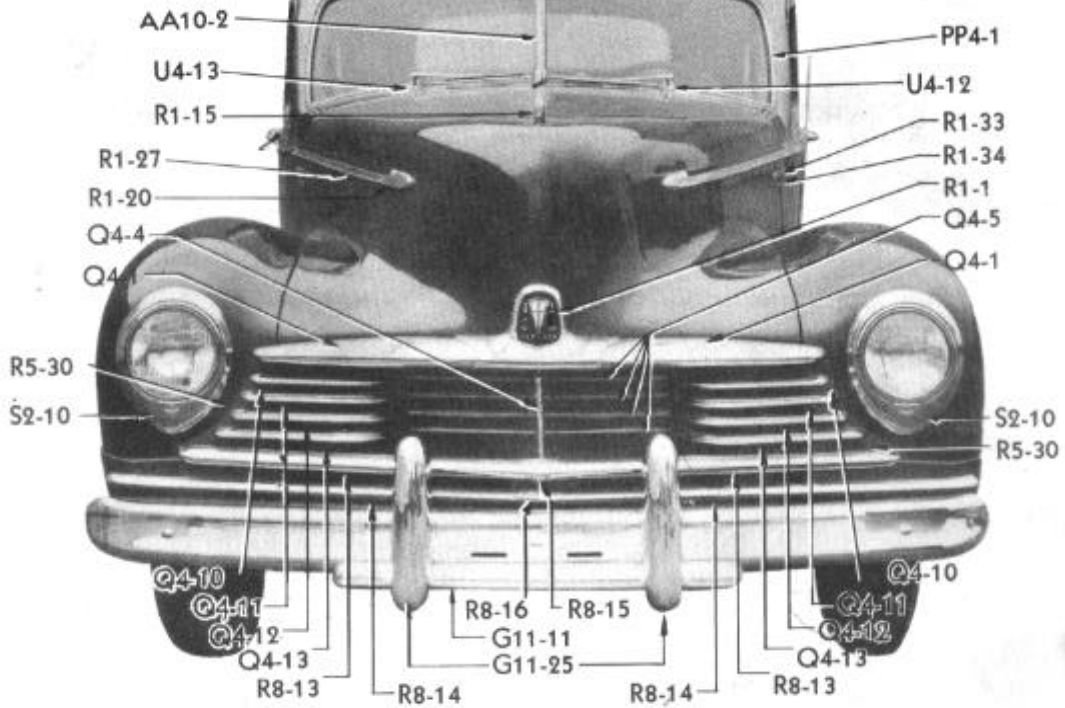
P

Group & Illus. No.	Plate No.	Part No.	NAME	Per Car	Models	
P1-			MUFFLER AND ATTACHING PARTS			
		F 166204	Muffler assembly	1	All six cyl	
		F 166289	Muffler assembly	1	All eight cyl	
		BZ 160005	Clamp-front-muffler	1	All six cyl	
		BZ 153058	Clamp-front-muffler	1	All eight cyl	
		BZ 162708	Clamp-rear-muffler	1	51,52,171,172	
		BZ 162709	Clamp-rear-muffler	1	53,54,173,174	
		BZ 155375	Clamp-rear-muffler	1	58,178	
		BZ 2490	Bolt-muffler clamp	5/16-18 x 1-1/8	2	All
		BT 70414	Lockwasher-muffler clamp bolt	5/16	2	All
		BZ 122	Nut-muffler clamp bolt	5/16-18 x 5/16	2	All
		BZ 162710	Bracket assembly-front-muffler clamp support	1	51,52,171,172	
		BZ 160007	Bracket assembly-front-muffler clamp support	1	58,178	
		BZ 162711	Bracket-front-muffler clamp support	1	51,52,171,172	
		BZ 160008	Bracket-front-muffler clamp support	1	58,178	
		BZ 162851	Fabric-front support bracket	1	51,52,171,172	
		BZ 156846	Fabric-front support bracket	1	58,178	
		BZ 326	Rivet-fabric to bracket	5/16 x 3/4	2	All six cyl
		BO 771	Washer-fabric to bracket rivet	21/64x3/4x1/16	2	All six cyl
		BM 219	Bolt-front support bracket	5/16-18 x 3/4	2	All six cyl
		BZ 908	Bolt-front clamp to support fabric	5/16-18 x 7/8	1	All six cyl
		BT 70414	Lockwasher-support bolt	5/16	AR	All six cyl
		BO 12371	Plain washer-support bolt	25/64x7/8x1/16	1	All six cyl
		BZ 122	Nut-support bolt	5/16-18 x 5/16	AR	All six cyl
		BZ 162712	Support assembly-rear-muffler clamp	1		
		BZ 162714	Support assembly-rear-muffler clamp	1	51,52,171,172	
		BZ 153069	Fabric-rear support	1	53,54,173,174	
		BZ 162781	Fabric-rear support	1	51,52,171,172	
		BZ 326	Rivet-rear support fabric	5/16 x 3/4	2	53,54,173,174
		BO 771	Washer-rear support fabric rivet	21/64x3/4x1/16	2	All exc 58-178
		BZ 12275	Bolt-rear clamp to support fabric	5/16-18 x 1	1	All exc 58-178
		BM 219	Bolt-rear support to frame	5/16-18 x 3/4	2	All exc 58-178
		BT 70414	Lockwasher-rear support bolt	5/16	AR	All exc 58-178
		BO 12371	Plain washer-rear support bolt		AR	All exc 58-178
		BZ 122	Nut-rear support bolt	5/16-18 x 5/16	AR	All exc 58-178
						All exc 58-178
P3-			EXHAUST PIPE			
		CF 166290	Pipe assembly-exhaust-without OD	LHD	1	51-52-171-172 exc CvBro
		CF 166292	Pipe assembly-exhaust-without OD	RHD	1	51-52-171-172 exc CvBro
		CF 166292	Pipe assembly-exhaust-without OD		1	51-171 CvBro
		CF 164604	Pipe assembly-exhaust-without OD	LHD	1	53-54-173-174 exc CvBro
		CF 162726	Pipe assembly-exhaust-without OD	RHD	1	53-54-173-174 exc CvBro
		CF 162726	Pipe assembly-exhaust-without OD		1	54-174 CvBro
		CF 166292	Pipe assembly-exhaust-with OD		1	51,52,171,172
		CF 162726	Pipe assembly-exhaust-with OD		1	53,54,173,174
		CF 162724	Pipe assembly-exhaust		1	58,178
		BZ 42245	Flange-exhaust pipe		1	All
		BZ 42246	Gasket-exhaust pipe flange		1	All
		BT 18430	Bolt-exhaust pipe flange clamp	3/8-24 x 2-1/8	1	All
		BO 73	Lockwasher-exhaust pipe flange clamp bolt	3/8	1	All
		EX 12415	Nut-exhaust pipe flange clamp bolt	3/8-24 x 21/64	1	All
		BO 2404	Bolt-exhaust pipe flange to manifold	3/8-16 x 1-5/8	2	All
		BZ 40413	Lock-exhaust pipe flange bolt		2	All
		BM 71058	Nut-exhaust pipe flange bolt	3/8 3/8-16 x 3/8	2	All
		BZ 160005	Clamp-rear-exhaust pipe	5/16-18 x 1-1/8	1	53,54,173,174
		BZ 2490	Bolt-rear clamp	5/16	1	53,54,173,174
		BT 70414	Lockwasher-rear clamp bolt	5/16-18 x 5/16	1	53,54,173,174
		BZ 122	Nut-rear clamp bolt		1	53,54,173,174
		BZ 162710	Bracket assembly-rear-exhaust pipe support		1	53,54,173,174
		BZ 162711	Bracket-rear-exhaust pipe support		1	53,54,173,174
		BZ 162581	Fabric-rear support	5/16 x 3/4	1	53,54,173,174
		BZ 326	Rivet-rear support fabric		2	53,54,173,174
		BO 771	Washer-rear support fabric rivet		2	53,54,173,174

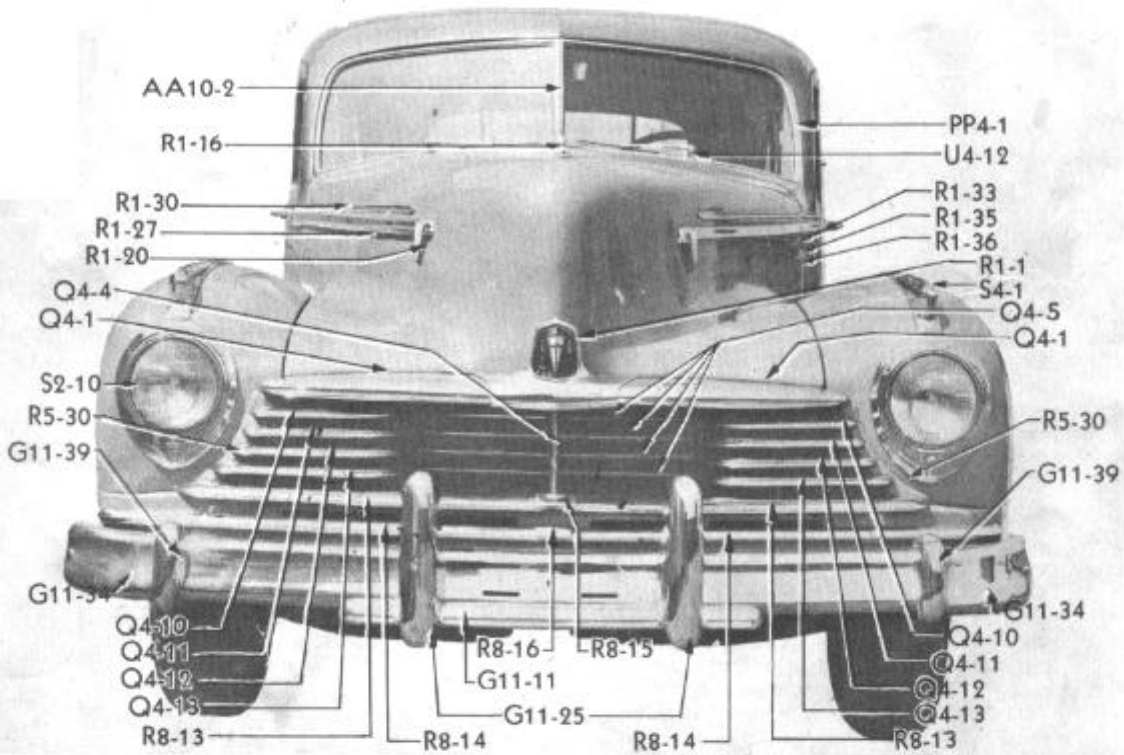
Group & Illus. No.	Plate No.	Part No.	NAME	Per Car	Models	
P3-			EXHAUST PIPE (Cont'd.)			
		BZ 908	Bolt-clamp to support fabric	5/16-18 x 7/8	1	53,54,173,174
		BM 219	Bolt-support bracket	5/16-18 x 3/4	1	53,54,173,174
		BT 70414	Lockwasher-support bolt	5/16	AR	53,54,173,174
		BZ 12371	Plain washer-support bolt		AR	53,54,173,174
		BZ 122	Nut-support bolt	5/16-18 x 5/16	AR	53,54,173,174
		BM 164608	Cover-front-exhaust pipe-without OD	LHD	1	51-52-171-172 exc CvBro
		BM 164609	Cover-rear-exhaust pipe-without OD	LHD	1	51-52-171-172 exc CvBro
		BM 162732	Cover-exhaust pipe-without OD		2	51-171 CvBro,58,178
		BM 164610	Cover-front-exhaust pipe-without OD	LHD	1	53-54-173-174 exc CvBro
		BM 164611	Cover-rear-exhaust pipe-without OD	LHD	1	53-54-173-174 exc CvBro
		BM 162733	Cover-front-exhaust pipe-without OD		1	54-174 CvBro
		BM 162734	Cover-rear-exhaust pipe-without OD		1	54-174 CvBro
		BM 162732	Cover-exhaust pipe-without OD		2	51,52,171,172
		BM 162733	Cover-front-exhaust pipe-without OD	RHC	1	53,54,173,174
		BM 162734	Cover-rear-exhaust pipe-without OD	RHC	1	53,54,173,174
		BM 162732	Cover-exhaust pipe-with OD		2	51,52,58,171,172,178
		BM 162733	Cover-front-exhaust pipe-with OD		1	53,54,173,174
		BM 162734	Cover-rear-exhaust pipe-with OD		1	53,54,173,174
		BM 2397	Strap-exhaust pipe cover		2	All
P4-			TAIL PIPE			
		CF 166294	Tail pipe-muffler		1	51,52,171,172
		CF 164457	Tail pipe-muffler		1	53,54,173,174
		CF 162746	Tail pipe-muffler		1	58,178 exc Station
		CF 166581	Tail pipe-muffler		1	Station
		BZ 162748	Clamp-front-tail pipe		1	58,178
		BZ 2490	Bolt-front clamp	5/16-18 x 1-1/8	1	58,178
		BT 70414	Lockwasher-front clamp bolt	5/16	1	58,178
		BZ 122	Nut-front clamp bolt	5/16-18 x 5/16	1	58,178
		BZ 162747	Support assy-front-tail pipe clamp		1	58,178
		BZ 153069	Fabric-support		1	58,178
		BZ 326	Rivet-support fabric	5/16-3/4	2	58,178
		BO 771	Washer-support fabric			58,178
		BZ 12275	Bolt-front clamp to support fabric	5/16-18 x 1	1	58,178
		BT 70414	Lockwasher-front clamp to support fabric bolt	5/16	1	58,178
		BZ 12371	Plain washer-front clamp to support fabric bolt		1	58,178
		BZ 122	Nut-front clamp to support fabric bolt	5/16-18	1	58,178
		BM 219	Bolt-support to frame	5/16-18 x 3/4	2	58,178
		BT 70414	Lockwasher-support to frame bolt	5/16	2	58,178
		BZ 122	Nut-support to frame bolt	5/16-18	2	58,178
		BZ 153070	Bracket-rear-tail pipe		1	All
		BZ 12275	Bolt-bracket to fabric	5/16-18 x 1	1	All
		BT 70414	Lockwasher-bracket to fabric bolt		1	All
		BO 771	Plain washer-bracket to fabric bolt	5/16-18 x 5/16	1	All
		BZ 122	Nut-bracket to fabric bolt		1	All
		BZ 155375	Clamp-rear-tail pipe bracket		1	All six cyl
		BZ 153063	Clamp-rear-tail pipe bracket		1	All eight cyl
		BZ 2490	Bolt-rear clamp	5/16-18 x 1-1/8	1	All
		BZ 12275	Bolt-rear bracket fabric to frame	5/16-18 x 1	2	All
		BT 70414	Lockwasher-rear clamp & fabric bolt	5/16	AR	All
		BO 771	Plain washer-rear clamp & fabric bolt		AR	All
		BZ 122	Nut-rear clamp & fabric bolt	5/16-18 x 5/16	AR	All
		BZ 154582	Fabric-rear bracket		1	58,178
		BZ 157842	Plate & fabric assy-tail pipe rear bracket		1	All exc 58-178
		BZ 157776	Fabric-rear bracket		1	All exc 58-178
		BZ 70970	Rivet-rear bracket fabric	1/4 x 5/8	1	All exc 58-178
		HA 301619	Exhaust deflector assembly-tail pipe	Service	1	All
		BZ 166727	Spacer-exhaust deflector	Service	1	All six cyl



Group & Illus. No.	Plate No.	Part No.	NAME	Per Car	Models	
Q2-			RADIATOR			
		C 164099	Core assembly-radiator	1	All six cyl	
		C 166235	Core assembly-radiator	1	All eight cyl	
		F 152554	Filler cap-radiator	1	All	
		BM 18118	Drain cock-radiator	1	All	
			1/4" pipe			
		BZ 160267	Baffle & bracket assy-radiator	1	All	
		BM 71648	Screw-baffle to rad core		All	
		BZ 70792	Nut-baffle to rad core screw	2	All	
		BO 170060	Screw-baffle bracket to fender dust shield	2	All	
		BZ 170085	Bolt-radiator mounting	1	All eight cyl	
		BZ 70715	Bolt-radiator mounting	2	All six cyl	
		BZ 159769	Plate-radiator mounting bolt	2	All six cyl	
		BZ 70716	Plain washer-radiator mounting bolt	2	All eight cyl	
		BZ 170859	Nut-radiator mounting bolt	2	All	
		BZ 170087	Nut-radiator mounting bolt companion	1	All	
		BZ 152558	Shim-radiator mounting	AR	All	
		BZ 152559	Shim-radiator mounting	AR	All	
			Rubber			
			Steel			
		C 162487	Stay rod-radiator	1	All six cyl	
		C 162488	Stay rod-radiator	1	All eight cyl	
		BO 146024	Bracket-stay rod to dash	1	All	
		BO 70004	Rivet-dash bracket	2	All	
			3/16 x 1/2			
		F 71237	Nut-stay rod	4	All	
			3/8-24 x 21/64			
		BZ 71234	Lockwasher-stay rod nut	2	All	
			3/8			
Q3-			RADIATOR LOWER TANK SHIELD			
		A 146378	Lower tank shield & clip assy-radiator	1	All six cyl	
		A 146379	Lower tank shield & clip assy-radiator	1	All eight cyl	
		BO 140349	Clip-lower tank shield wiring	2	All	
		BO 170536	Screw-lower tank shield to side dust shield	AR	All	
		BZ 170024	Screw-lower tank shield to frame	1	All	
			1/4-20 x 1/4			
		BZ 71427	Screw-lower tank shield to frame	2	All	
			3/8 x 5/8 SM			
		BO 12857	Plain washer-lower tank shield to side dust shield screw	AR	All	
		BZ 170479	Lockwasher-lower tank shield to frame screw	1	All	
			7/16			
		BO 71706	Lockwasher-lower tank shield to frame screw	2	All	
			3/8			
Q4-			RADIATOR LOUVERS			
	1	32	C 208740	Louver-RH-hood	1	All
	1	32	C 208741	Louver-LH-hood	1	All
			BO 170707	Screw-louver to hood	4	All
				#10 x 1/ 2		
			BO 170367	Bolt-louver to hood	2	All
				10-32 x 1/2		
			BZ 12349	Plain washer-louver to hood bolt & screw	8	All
			BO 170395	Lockwasher-louver to hood bolt	2	All
			BO 71073	Nut-louver to hood bolt	2	All
				10-32		
	4	32	BO 208720	Vane-center-grille	1	All
			BO 208721	Base plate-grille center vane	1	All
			BO 170367	Screw-vane to splash apron extension	2	All
				10-32 x 1/2		
			BZ 12349	Plain washer-vane to splash apron extension screw	2	All
			BO 170395	Lockwasher-vane to splash apron extension screw	2	All
	5	32	BO 208714	Molding-center-grille	4	All
			BO 18342	Screw-center molding to vane	4	All
				10-32 x 3/4		
			BT 71499	Plain washer-center molding to vane screw	4	All
			BO 170395	Lockwasher-center molding to vane screw	4	All
			BZ 70901	Screw-center molding to inner support	8	All
			BO 71073	Nut-center molding to inner support screw	8	All
			BO 170395	Lockwasher-center molding to inner support screw	8	All
	10	32	BO 208713	Molding-No. 1-grille-side	2	All
	11	32	BO 208712	Molding-No. 2-grille-side	2	All
	12	32	BO 208711	Molding-No. 3-grille-side	2	All
				Upper		



Front View-Super Series



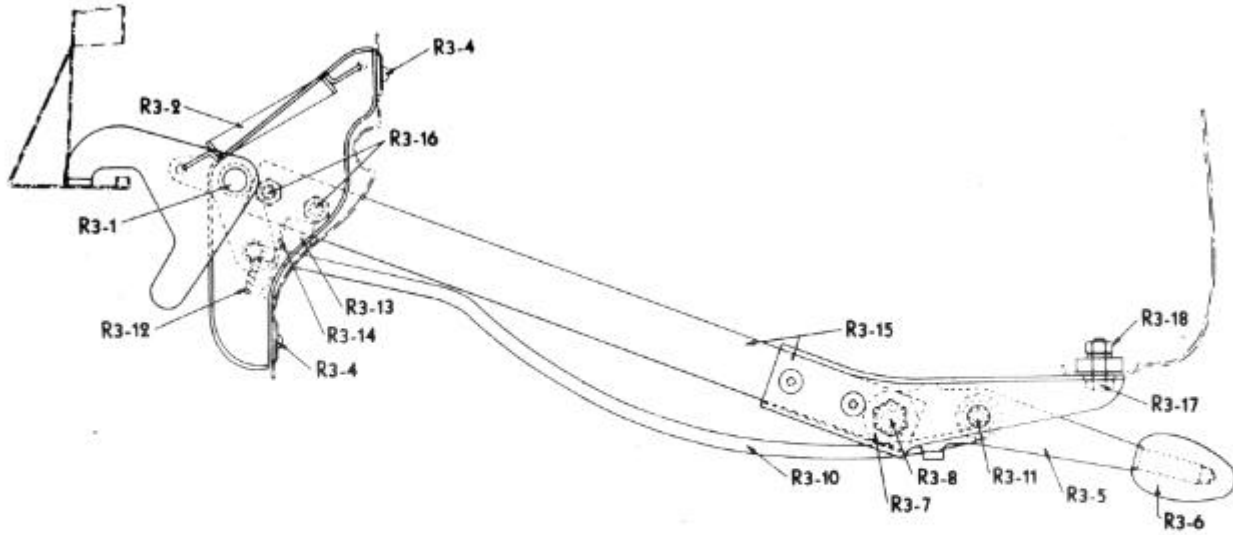
Front View-Commodore Series  
PLATE 32

## RADIATOR

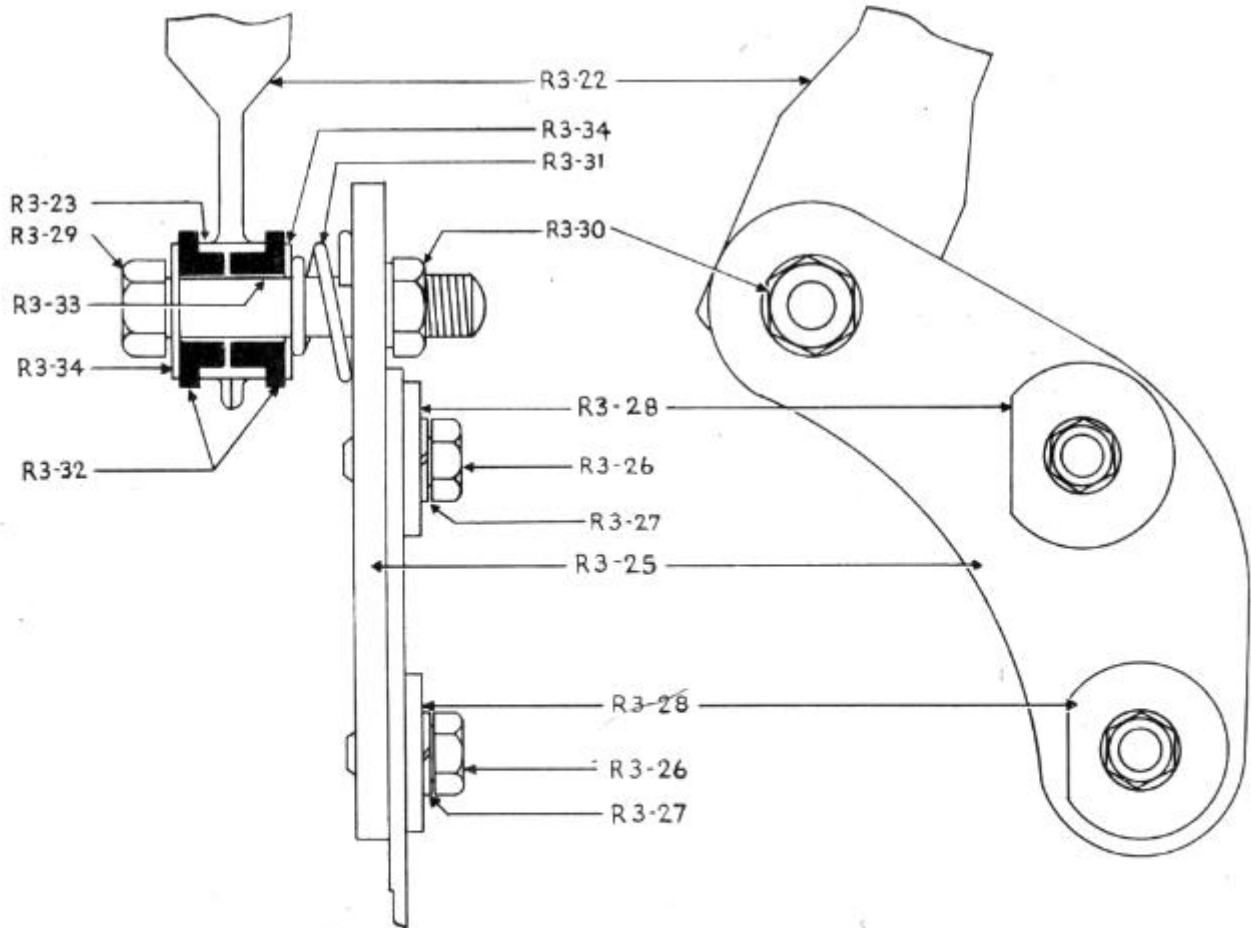
1946-1947

Q

Group & Illus. No.	Plate No.	Part No.	NAME	Per Car	Models
Q4-			RADIATOR LOUVERS (Cont'd.)		
13	13	BO 208710	Molding-No. 4-grill-side	2	All
		BO 209724	Bolt-grille side molding attaching 10-32 x 15/32	24	All
		BO 170395	Lockwasher-grille side molding attaching bolt	24	All
		BO 71073	Nut-grille side molding attaching bolt	24	All
		BO 208716	Support-RH-inner-grille molding	1	All
		BO 208717	Support-LH-inner-grille molding	1	All
		BO 208718	Support-outer-grille molding	2	All
		BZ 18333	Rivet-outer support to splash apron extension	4	All
		BO 170367	Bolt-inner support to splash apron 10-32 x 1/2	2	All
		BO 170395	Lockwasher-inner support to splash apron bolt	2	All
		BO 7762	Plain washer-inner support to splash apron bolt	4	All
		BO 71073	Nut-inner support to splash apron bolt	2	All
		A 209717	Baffle assembly-grille center molding	3	All
Q7-			HOSE CONNECTION		
		F 166228	Hose-radiator inlet 10" x 1-1/2 ID	1	All six cyl
		F 166229	Hose-radiator inlet 7-3/4" x 1-1/2 ID	1	All eight cyl
		F 166220	Hose-radiator inlet 8-1/2" x 1-5/8 ID	1	All six cyl
		F 166231	Hose-radiator inlet 10" x 1-5/8 ID	1	All eight cyl
		F 166283	Hose-water pump outlet 3-1/4" x 1-1/2 ID	1	All
		F 150244	Hose-water pump by pass 2-5/16" x 1" ID	1	54,174
		F 170940	Clamp-radiator inlet hose 1-13/16	2	All
		F 170960	Clamp-radiator outlet hose 2"	2	All
		F 170940	Clamp-water pump outlet hose 1-13/16	2	All
		F 71255	Clamp-water pump by pass hose 1-1/4	1	54,174
		BZ 151568	Spring-rad outlet hose reinforcing	1	All



Bonnet Lock



Bonnet Hinge  
PLATE 33

Group & Illus. No.	Plate No.	Part No.	NAME	Per Car	Models
R1-			HOOD ASSEMBLY, ORNAMENTS AND MOLDINGS		
		A 208744	Hood assembly	1	All six cyl
		A 208748	Hood assembly	1	All eight cyl
		BO 85747	Clip-front hood reinforcement wiring	2	All
1	32	BO 208752	Ornament assembly-hood front	1	1946 All
		BO 206701	Ornament assembly-hood front	1	1947 All
		BO 208754	Housing-hood front ornament	1	1946 All
		BO 206700	Housing-hood front ornament	1	1947 All All
		BO 209549	Stud-top-front ornament housing	1	All
		BO 208757	Reflector-front ornament lamp	1	All
		BO 170891	Screw-front ornament lamp reflector 6-32 x 1/4	2	All
		BO 208753	Lens-front ornament	1	All
		BO 208789	Gasket-front ornament lens	1	All
		BM 70484	Screw-lower-front ornament housing 1/4-20 x 7/16	2	All
		BO 170876	Screw-front ornament spacer 10-24 x 5/8	2	All
		BO 208824	Spacer-front ornament housing	2	All
		BO 70660	Lockwasher-housing top and spacer screw	AR	All
		BO 7762	Plain washer-housing top and spacer screw	AR	All
		BZ 17944	Nut-housing top stud 10-24 x 1/8	1	All
		BO 70155	Plain washer-housing lower screw	2	All
		BZ 70673	Lockwasher-housing lower screw 1/4	2	All
		BO 165814	Socket & wires assy-hood front ornament light	1	All
		BO 153675	Socket-front ornament light	1	All
		BO 170406	Terminal-front ornament wire 17/32 Douglas-Male	1	All
15	32	BO 153623	Connector-front ornament wire Double	1	All
16	32	BO 71550	Bulb-front ornament light 2 Cp-Sc-#55	1	All
		BO 208768	Ornament-hood top	1	51,53,58,171,173,178
		BO 208719	Ornament & crest assy-hood top	1	52,54,172,174
		BO 208770	Crest-top ornament	1	52,54,172,174
		BO 170873	Nut-top ornament crest 3/16 x 5/16 spring	1	52,54,172,174
		BO 170367	Screw-top ornament to hood 10-32 x 1/2	2	All
		BO 170395	Lockwasher-top ornament to hood screw	2	All
		BO 70155	Plain washer-ornament to hood screw	2	All
20	32	BO 208750	Ornament assembly-hood side-RH-front	1	51,53,58,171,173,178
20	32	BO 208751	Ornament assembly-hood side-LH-front	1	51,53,58,171,173,178
20	32	BO 205316	Ornament assembly-hood side-RH-front	1	52,54,172,174
20	32	BO 205317	Ornament assembly-hood side-LH-front	1	52,54,172,174
		BO 205320	Lens-hood side ornament	2	52,54,172,174
		BO 205332	Gasket-hood side ornament lens	2	52,54,172,174
		BO 208825	Clip-hood side ornament lens retaining	6	52,54,172,174
		BO 170395	Lockwasher-hood side ornament screw	4-6	All
		BO 70155	Plain washer-hood side ornament screw	4-6	All
		BO 71073	Nut-hood side ornament screw 10-32 x 1/8	4-6	All
				1	
25	45	C 208762	Molding-hood top	6	All
		BO 170395	Lockwasher-hood top molding stud 3/16	6	All
		BO 70155	Plain washer-hood top molding stud	6	All
		BO 71073	Nut-hood top 10-32 x 1/8	1	All
27	32	C 208764	Molding-hood belt-RH	1	51,53,58,171,173,178
27	32	C 208765	Molding-hood belt-LH	1	51,53,58,171,173,178
27	32	C 205322	Molding-hood belt-RH	1	52,54,172,174
27	32	C 205323	Molding-hood belt-LH	1	52,54,172,174
		BO 147266	Clip-hood belt molding	10	51,53,58,171,173,178
		BO 147267	Clip-hood belt molding	12	52,54,172,174
		BO 200176	Bolt-hood belt molding	6	51,53,58,171,173,178
		BO 200177	Bolt-hood belt molding	6	52,54,172,174
		BO 170395	Lockwasher-hood belt molding bolt 3/16	6	All
		BO 70155	Plain washer-hood belt molding bolt	6	52,54,172,174
		BO 71073	Nut-hood belt molding 10-32 x 1/8	6	All
30	32	BO 208802	Molding-hood auxiliary belt	2	52,54,172,174
		BO 205300	Retainer-hood auxiliary belt molding	16	52,54,172,174
		BO 205301	Retainer-front-hood auxiliary belt molding	2	52,54,172,174
		BO 170694	Screw-auxiliary belt molding retainer #6 x 14	18	52,54,172,174

Group & Illus. No.	Plate No.	Part No.	NAME	Per Car	Models
R1-			HOOD ASSEMBLY, ORNAMENTS AND MOLDINGS (Cont'd.)		
33	32	BO 209877	Name plate assembly-hood side-rear "HUDSON"	2	All exc Cab-CabPu
34	32	BO 208771	Name plate-hood side-rear "SUPER SIX"	2	51,171,178 Station
34	32	BO 209662	Name plate-hood side-rear "SUPER EIGHT"	2	53,173
35	32	BO 208739	Name plate-hood side-rear "COMMODORE"	2	52,54,172,174
36	32	BO 208749	Name plate-hood side-rear "SIX"	2	52,172
36	32	BO 208745	Name plate-hood side-rear "EIGHT"	2	54,174
		BO 170423	Speed nut-rear name & number plates 1/8 spring type	AR	All exc Cab-CabPu
		BO 70042	Rivet-name plate hole #9 x 1/4	12	58-178 Cab-CabPu
		BO 170423	Speed nut-name plate hole rivet 1/8 spring type	12	58-178 Cab-CabPu
		BO 170941	Speed nut-name plate 5/32 spring type		All exc Cab-CabPu
R3-			HOOD LOCK AND HINGE		
1	33	C 203238	Cross shaft assembly-hood lock LHD	1	All
1	33	C 203239	Cross shaft assembly-hood lock RHD	1	All
2	33	BO 111696	Spring-cross shaft lever	1	All
4	33	BO 12264	Rivet-cross shaft bracket 1/4 x 3/8	6	All
5	33	BO 136378	Handle assembly-hood lock	1	All
6	33	BO 203990	Knob-hood lock handle Gray	1	All
7	33	BO 170502	Plain washer-hood lock handle	1	All
8	33	BO 134476	Bolt-hood lock handle .5/16-18 x 1-1/8	1	All
		BZ 70675	Lockwasher-hood lock handle bolt 5/16	1	All
		BO 70674	Nut-hood lock handle bolt 5/16-18 x 5/16	1	All
10	33	BO 134479	Link-hood lock handle	1	All
11	33	BO 134480	Rivet-hood lock handle link 1/4 x 7/8	1	All
12	33	BO 96089	Spring-hood lock handle link	1	All
13	33	BO 134489	Weatherseal-hood lock handle link Sponge rubber	1	All
14	33	BO 71659	Washer-hood lock handle link weatherseal	1	All
15	33	BO 134486	Bracket & tie bar assy-hood lock handle	1	All
		BO 134477	Bracket-hood lock handle	1	All
		BO 134478	Tie bar-hood lock handle bracket to dash	1	All
		BO 70289	Rivet-tie bar 3/16 x 11/16	2	All
16	33	BO 70872	Bolt-tie bar and bracket 1/4-20 x 3/4	4	All
		BZ 70673	Lock washer-bracket & tie bar bolt 1/4	4	All
		BZ 70874	Nut-bracket & tie bar bolt 1/4-20 x 1/4	4	All
		BZ 71316	Plain washer-bracket bolt RHD	1	All
22	33	C 206372	Hinge arm & cross shaft assy-hood	1	All
23	33	BO 203379	Retainer-hinge bushing Welded to arm	2	All
		BO 85747	Clip-wiring Welded to arm	1	All
25	33	BO 203368	Bracket-hinge support On fender	2	All
20	33	EX 71099	Bolt-support bracket to fender corner bracket	4	All
27	33	BZ 70675	Lockwasher-support bracket to fender corner bracket bolt	4	All
28	33	BZ 4963	Plain washer-support bracket to fender corner bracket bolt	4	All
29	33	BO 170649	Bolt-hood hinge 7/16-20 x 2-1/4	2	All
30	33	BZ 12334	Nut-hood hinge bolt 7/16-20 x 1/4	2	All
31	33	BO 203373	Spring-hood hinge	2	All
32	33	BO 203377	Bushing-hood hinge	4	All
33	33	BO 203378	Liner-hood hinge bushing	2	All
34	33	BO 170502	Washer-hood hinge bushing	4	All
		BO 203366	Bracket-hinge to hood panel-RH	1	All
		BO 203367	Bracket-hinge to hood panel-LH	1	All
		BO 71683	Bolt-hinge arm attaching plate 5/16-24 x 7/8	4	All
		BZ 70675	Lockwasher-hinge arm attaching plate bolt 5/16	4	All
		BO 12481	Nut-hinge arm attaching plate bolt 5/16-24 x 17/64	4	All
		C 140225	Reinforcement and support bracket assy-center-hood	1	All
		BO 141754	Bracket-upper-hood support arm	2	All
		BO 70293	Rivet-support arm bracket 1/4 x 1/2	4	All
		A 140236	Reinforcement and lock bracket assy-rear-hood	1	All
		BO 140233	Bracket-hood lock	2	All
		BO 147489	Silencer-hood rear reinforcement	2	All
		BO 141750	Support assembly-RH-hood	1	All

Group & Illus. No.	Plate No.	Part No.	NAME	Per Car	Models
R3-			HOOD LOCK AND HINGE (Cont'd.)		
		BO 141751	Support assembly-LH-hood	1	All
		BO 141752	Support arm-upper	2	All
		BO 141753	Support arm-lower	2	All
		BO 140218	Rivet-support arm pivot	2	All
		BZ 12371	Plain washer-support arm pivot 25/64 x 7 8 x /16	4	All
		BO 140230	Rivet-support arm spring	2	All
		BO 204180	Spring-support arm	2	All
		BO 141755	Bracket-lower-support arm	2	All
		BO 140231	Rivet-support arm lower pivot	2	All
		BO 140232	Bolt-upper-support arm pivot	2	All
		BZ 70673	Lock washer-support arm pivot bolt 1/4	2	All
		BO 71443	Nut-support arm pivot bolt 1/4-28 x 7/32	2	All
		BO 141754	Bracket-upper-support arm	2	All
		BO 70293	Rivet-support arm upper bracket 1/4x 1/2	4	All
		BO 9159	Bolt-lower-support arm bracket 1/4-20 x 5/8	3	All
		BO 70872	Bolt-lower-support arm bracket 1/4-20 x 3/4	1	All
		BO 70673	Lockwasher-support arm lower bracket bolt 1/4	4	All
		BO 12857	Plain washer-support arm lower bracket bolt 17/ 64	4	All
		BZ 70874	Nut-support arm lower bracket bolt 1/4-20 x 1/4	4	All
R4-			HOOD BUMPERS AND SHIMS		
		BO 142289	Bumper-hood to cowl	2	All
		BO 170048	Screw-hood to cowl bumper #8 x 3/8.SM	4	All
		BZ 130535	Shim-hood to cowl	1	All
		BO 70733	Screw-hood to cowl shim #8 x 7/16 SM	17	All
R5-			FRONT FENDERS		
			NOTE - Fenders marked * have holes for fender lamps.		
		A 209134	Fender assembly-front-RH-std	1	51,53,171,173
		A 209135	Fender assembly-front-LH-std	1	51,53,171,173
		A 209136	Fender assembly-front-RH-std *	1	52,54,172,174
		A 209137	Fender assembly-front-LH-std *	1	52,54,172,174
		A 209540	Fender assembly-front-RH-std	1	58,178
		A 209541	Fender assembly-front-LH-std	1	58,178
		A 209136	Fender assembly-front-RH-optional *	1	51,53,171,173
		A 209137	Fender assembly-front-LH-optional *	1	51,53,171,173
		A 206540	Fender assembly-front-RH-optional *	1	58,178
		A 206541	Fender assembly-front-LH-optional *	1	58,178
		C 146596	Brace rod-fender to frame side member-RH	1	All
		C 146597	Brace rod-fender to frame side member-LH	1	All
		BZ 71234	Lockwasher-upper-brace rod 3/8	2	All
		BZ 12415	Nut-upper-brace rod 3/8-24 x 21/64	4	All
		BZ 71264	Bolt-lower-brace rod 5/16-24 x 3/4	2	All
		BO 70675	Lockwasher-lower-brace rod bolt 5/16	2	All
		BO 12481	Nut-lower-brace rod bolt 5/16-24	2	All
		BZ 94743	Clamp-brace rod	1	All
		BZ 94744	Plate-brace rod clamp	1	All
		BZ 70675	Lockwasher-brace rod clamp 5/ 16	2	All
		BO 12481	Nut-brace rod clamp 5/16-24	2	All
		BZ 146594	Reinforcement-fender side dust shield brace rod-RH	1	All
		BZ 146595	Reinforcement-fender side dust shield brace rod-LH	1	All
		BO 71683	Bolt-fender to frame corner bracket 5/16-24 x 7/8	4	All
		BO 170210	Bolt-fender to cowl panel & floor extension	AR	All
		BO 71683	Bolt-fender dust shield to molding panel	2	All
		BO 170536	Bolt-fender dust shield to frame #14x 5/8	8	All
		BO 9159	Bolt-fender dust shield to hole cover 1/4-20 x 5/8	6	All
		BO 70675	Lockwasher-fender bolts 5/16	AR	All
		BZ 70673	Lockwasher-dust shield to hole cover bolt 1/4	6	All
		BO 71389	Plain washer-fender corner bracket & frame bolt	AR	All

Group & Illus. No.	Plate No.	Part No.	NAME	Per Car	Models
R5-			FRONT FENDERS (Cont'd.)		
		BO 170284	Plain washer-fender to cowl panel bolt	AR	All
		BO 345	Plain washer-fender to floor ext bolt	AR	All
		BO 12857	Plain washer-dust shield to hole cover bolt	AR	All
		BZ 71316	Plain washer-dust shield to frame bolt	AR	All
		BO 12481	Nut-fender bolts 5/16-24 x 17/64	AR	All
		BO 141608	Shim-fender to cowl panel	2	All
		BO 140468	Shim-dust shield to frame	2	All
		BZ 140291	Apron support assy-front fender	2	All
		BO 70796	Bolt-support to apron #12-28 x 3/4	4	All
		BO 170277	Bolt-support to dust shield 5/16-24 x 1	2	All
		BZ 70673	Lockwasher-support to apron bolt 1/4	4	All
		BZ 70675	Lockwasher-support to dust shield bolt 5/16	2	All
		BZ 70795	Nut-support to apron bolt 12-28 x 3/16	4	All
		BO 85747	Clip-fender dust shield wiring	2	All
		BO 140349	Clip-fender dust shield wiring	10	All
		BO 170189	Grommet-fender side dust shield wire 1"	1-2	All
		BZ 140469	Guide-front-dust shield to hood Rubber	2	All
		BZ 147065	Guide-rear-dust shield to hood Rubber	2	All
		BO 140471	Speed nut-front hood guide	2	All
		BO 170707	Screw-hood guide #10 x 1/2 SM	AR	All
		A 140356	Cover assembly-side dust shield-RH	1	All
		BO 9159	Bolt-side dust shield cover	6	All
		BZ 140756	Bracket-suspension hole cover to frame-RH-front	1	All
		BZ 140757	Bracket-suspension hole cover to frame-LH-front	1	All
		BO 70293	Rivet-front bracket 1/4 x 1/2	4	All
		BZ 140758	Brace-front-suspension hole cover to frame bracket	2	All
		BZ 71295	Bolt-front brace to frame 5/16 x 5/8 ST	4	All
		BO 70839	Plain washer-front brace to frame bolt	4	All
		BO 71440	Bolt-cover to bracket & brace 5/16-18 x 1-1/8	2	All
		BZ 70675	Lockwasher-cover to bracket & brace bolt 5/16	2	All
		BM 71011	Plain washer-cover to bracket & brace bolt	4	All
		BO 70674	Nut-cover to bracket & brace bolt 5/16-18 x 5/16	2	All
		BZ 140759	Bracket-suspension hole cover to frame-rear	1	All
		BO 70293	Rivet-rear bracket 1/4 x 1/2	2	All
		BO 170005	Bolt-rear bracket 3/8 x 7/8 ST	1	All
		BZ 4963	Spacer-rear bracket	1	All
		BM 71011	Plain washer-rear bracket 25/64 x 1-1/8 x 3/32	2	All
		BO 140349	Clip-suspension cover & support wiring	AR	All
		BZ 140438	Bracket-rear-battery hold down-used with large battery	1	All eight cyl
		BO 71717	Bolt-hold down rear bracket 1/4-28 x 1/2	3	All eight cyl
		BZ 70673	Lockwasher-hold down rear bracket bolt 1/4	3	All eight cyl
		BO 71443	Nut-hold down rear bracket bolt 1/4-28 x 7/32	3	All eight cyl
			NOTE - Front fender stone deflector standard on 52-54-172-174 after 1946 serial 18249.		
		BZ 203190	Stone deflector kit-front fender Service	1	51,53,58,171,173,178
20	45	BZ 203194	Stone deflector assembly-front fender-RH	1	All
		BZ 203195	Stone deflector assembly-front fender-LH	1	All
		BZ 170210	Bolt-stone deflector support 5/16-24 x 1-1/8	4	All
		BZ 70675	Lockwasher-stone deflector support bolt	4	All
		BM 71011	Plain washer-stone deflector support bolt	6	All
		BO 12481	Nut-stone deflector support bolt 5/16-24 x 17/64	4	All
		BZ 204855	Welt-lower-front fender	2	All exc Cab-CabPu
		BO 170059	Screw-front fender welt #4 x 1/2	8	All exc Cab-CabPu
25	45	C 204300	Molding-RH upper-front fender trim	1	All exc Cab-CabPu
25	45	C 204301	Molding-LH upper-front fender trim	1	All exc Cab-CabPu
26	45	C 204302	Molding-RH center-front fender trim	1	All exc Cab-CabPu
26	45	C 204303	Molding-LH center-front fender trim	1	All exc Cab-CabPu
27	45	C 204304	Molding-RH lower-front fender trim	1	All exc Cab-CabPu
27	45	C 204305	Molding-LH lower-front fender trim	1	All exc Cab-CabPu



## FENDERS

1946-1947

K

Group & Illus. No.	Plate No.	Part No.	NAME	Per Car	Models
R5-			FRONT FENDERS (Cont'd.)		
		BO 147266	Clip-trim molding	10	All exc Cab-CabPu
		BO 203314	Bolt-trim molding	18	All exc Cab-CabPu
		BO 71730	Lockwasher-trim molding bolt	1/4 18	All exc Cab-CabPu
		BO 71073	Nut-trim molding bolt	10-32 x 1/8 1	All exc Cab-CabPu
30	32	BZ 208736	Panel assembly-RH-front fender grille molding	1	All
30	32	BZ 208737	Panel assembly-LH-front fender grille molding	1	All
		BZ 208738	Stud-molding panel	4	All
		BO 170395	Lockwasher-molding panel stud	3/16 8	All
		BO 70697	Plain washer-molding panel stud	4	All
		BO 71073	Nut-molding panel stud	10-32 x 1/8 4	All
		BO 9159	Bolt-molding panel to fender	1/4-20 x 5/8 4	All
		BO 71030	Lockwasher-molding panel to fender bolt	1/4 4	All
		BO 12857	Plain washer-molding panel to fender bolt	4	All
		BO 136762	Seal washer-molding panel to fender bolt	4	All
R6-			REAR FENDERS		
		A 208858	Fender-rear-RH	1	All exc 58-178
		A 208859	Fender-rear-LH	1	All exc 58-178
		A 146500	Fender assy-rear-RH	1	58-178 CabPu
		A 146501	Fender assy-rear-LH	1	58-178 CabPu
		A 146490	Fender assy-rear-RH	1	Station
		A 146491	Fender assy-rear-LH	1	Station
		BZ 170993	Bolt-rear fender to body	5/16-10 x 1 20	All exc 58-178
		BZ 70872	Bolt-rear fender to floor extension	1/4-20 x 3/4 2	All exc 58-178
		BZ 70983	Bolt-rear fender to body	5/16-24 x 7/8 26	58-178 CabPu
		BZ 70673	Lockwasher-rear fender to floor ext bolt	1/4 2	All exc 58-178
		BZ 70675	Lockwasher-rear fender to body bolt	5/16 AR	58-178 CabPu-Station
		BO 12857	Plain washer-rear fender to floor ext bolt	4	All exc 58-178
		BO 170488	Plain washer-rear fender to body bolt	12	All exc 58-178
		BO 170614	Plain washer-rear fender to body rear bolt	8	All exc 58-178
		BO 71389	Plain washer-rear fender to body bolt	AR	58-178 CabPu-Station
		BZ 70874	Nut-rear fender to floor ext bolt	1/4-20 x 1/4 2	All exc 58-178
		BO 170485	Clip nut-rear fender to body bolt	5/16-10 20	All exc 58-178
		BO 12481	Nut-rear fender to body bolt	5/16-24 x 17/64 26	58-178 CabPu
		BZ 70674	Nut-rear fender to body bolt	5/16-18 x 5/16 24	178 Station
		C 146950	Stone guard & apron support assy-rear fender-RH	1	All exc 58-178
		C 146951	Stone guard & apron support assy-rear fender-LH	1	All exc 58-178
		C 146509	Apron support-rear fender	2	58-178 CabPu-Station
		BO 170604	Bolt-support to body	5/16-10 x 5/8 4	All exc 58-178
		BO 18453	Bolt-support to fender	1/4-20 x 7/16 2	All exc 58-178
		BZ 70983	Bolt-support attaching	5/16-24 x 7/8 2	58-178 CabPu-Station
		BO 70796	Bolt-support to apron	12-28 x 3/4 2	58-178 CabPu-Station
		BZ 70673	Lockwasher-support to fender bolt	1/4 2	All exc 58-178
		BZ 70675	Lockwasher-support attaching bolt	5/16 2	58-178 CabPu-Station
		BZ 70673	Lockwasher-support to apron bolt	1/4 2	58-178 CabPu-Station
		BO 1041	Plain washer-support to body bolt	4	All exc 58-178
		BO 71389	Plain washer-support attaching bolt	2	58-178 CabPu-Station
		BO 12857	Plain washer-support to apron bolt	2	58-178 CabPu-Station
		BO 170485	Clip nut-support to body bolt	4	All exc 58-178
		BZ 70874	Nut-support to fender bolt	1/4-20 x 1/4 2	All exc 58-178
		BO 12481	Nut-support attaching bolt	5/16-24 x 17/64 2	58-178 CabPu-Station
		BZ 70795	Nut-support to apron bolt	12-28 x 3/16 2	58,178 CabPu-Station
		C 204857	Welt-upper-rear fender	Rubber 2	51,53,171,173
		C 204858	Welt-upper-rear fender	Stainless steel 2	52,54,172,174
		C 147859	Welt-upper-rear fender	Stainless steel 2	178 Station
		BZ 12349	Plain washer-rear fender welt	2	178 Station
23	5	BZ 204550	Stone protector-rear fender-RH	1	All exc 58-178
23	5	BZ 204551	Stone protector-rear fender-LH	1	All exc 58-178
25	45	C 204306	Molding-RH upper-rear fender trim	1	All exc 58-178
25	45	C 204307	Molding-LH upper-rear fender trim	1	All exc 58-178
26	45	C 204308	Molding-RH center-rear fender trim	1	All exc 58-178

Group & Illus. No.	Plate No.	Part No.	NAME	Per Car	Models
R6-			REAR FENDERS (Cont'd)		
26	45	C 204309	Molding-LH center-rear fender trim	1	All exc 58-178
27	45	C 208840	Molding-RH lower-rear fender trim	1	All exc 58-178
27	45	C 208841	Molding-LH lower-rear fender trim	1	All exc 58-178
		BO 203314	Bolt-rear fender trim molding	28	All exc 58-178
		BO 71730	Lockwasher-rear fender trim molding bolt	28	All exc 58-178
		BO 71073	Nut-rear fender trim molding bolt	28	All exc 58-178
			1/4		
			10-32 x 1/8		
R8-			SPLASH GUARDS		
		A 209148	Front bumper splash apron and moldings complete	1	All
		A 209652	Splash apron and extension assembly-front-RH	1	All
		A 209653	Splash apron and extension assembly-front-LH	1	All
		BZ 207046	Anti squeak-front splash apron to frame bar	4	All
		BZ 70872	Bolt-front splash apron to fender	8	All
		BZ 70673	Lockwasher-front splash apron to fender bolt	8	All
		BO 12857	Plain washer-front splash apron to fender bolt	16	All
		BZ 70874	Nut-front splash apron to fender bolt	8	All
			1/4-20 x 3/4		
			1/4		
		BO 170367	Screw-front splash apron extension	3	All
		BO 170395	Lockwasher-front splash apron extension screw	3	All
		BO 70697	Plain washer-front splash apron extension screw	1	All
		BZ 12349	Plain washer-front splash apron extension screw	3	All
		BO 71073	Nut-front splash apron extension screw	1	All
		BZ 208761	Support-front splash apron-side	2	All
		BZ 70872	Bolt-splash apron side support to mldg support	2	All
		BO 71730	Lockwasher-side support to mldg support bolt	2	All
		BZ 71123	Plain washer-side support to mldg support bolt	2	All
		BZ 70874	Nut-side support to mldg support bolt	2	All
		BZ 208760	Cover-front splash apron joint	1	All
		BO 170367	Screw-front splash apron joint cover	2	All
		BO 170395	Lockwasher-front splash apron joint cover screw	2	All
		BO 7762	Plain washer-front splash apron joint cover screw	2	All
		BO 71073	Nut-front splash apron joint cover screw	2	All
		BZ 208718	Support-outer grille molding	2	All
		BO 170367	Bolt-outer grille molding support	4	All
		BO 71073	Nut-outer grille molding support bolt	4	All
13	32	C 208722	Molding-upper-front splash apron-RH	1	All
13	32	C 208723	Molding-upper-front splash apron-LH	1	All
14	32	C 208724	Molding-lower-front splash apron	2	All
15	32	BZ 208726	Clip-front splash apron upper molding	1	All
16	32	BZ 208727	Clip-front splash apron lower molding	1	All
		BO 208755	Bolt-front splash apron lower molding	10	All
		BO 70109	Lockwasher-front splash apron molding bolt	16	All
		BZ 70795	Nut-front splash apron molding bolt	16	All
		BT 170227	Plain washer-front splash apron upper molding bolt	6	All
		A 40424	Guard assembly-flywheel	1	All six cyl
		A 42634	Guard assembly-flywheel	1	All eight cyl
		BM 41121	Gasket-flywheel guard	1	All
		BZ 42638	Webbing-long-guard to cyl plate	1	All eight cyl
		BZ 42639	Webbing-short-guard to cyl plate	2	All eight cyl
		BZ 70872	Screw-guard to clutch housing	1	All
		BO 105	Lockwasher-guard to clutch housing screw	2	All
		BO 12857	Plain washer-guard to clutch housing screw	2	All
			1/4-20 x 3/4		
			1/4		
		A 164090	Guard-RH-engine-without OD	LHD	1 All pass cars exc CvBro
		A 162368	Guard-RH-engine-with OD	LHD	1 51-52-171-172 exc CvBro
		A 162369	Guard-RH-engine-with OD	LHD	1 53-54-173-174 exc CvBro
		A 162368	Guard-RH-engine		1 51-171 CvBro
		A 162369	Guard-RH-engine		1 54-174 CvBro
		A 162368	Guard-RH-engine	RHD	1 51-52-171-172 exc CvBro
		A 162369	Guard-RH-engine	RHD	1 53-54-173-174 exc CvBro

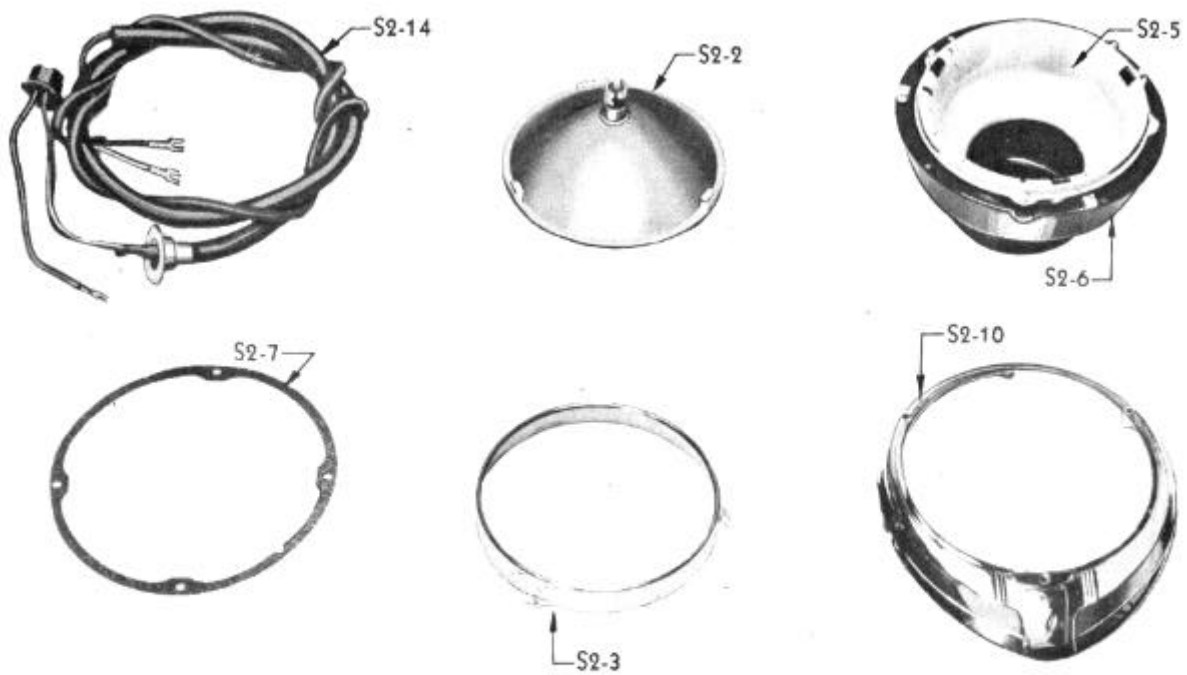
Group & Illus. No.	Plate No.	Part No.	NAME	Per Car	Models
R8-			SPLASH GAURDS (Cont'd.)		
		A 162368	Guard-RH-engine	1	58,178
		A 160499	Guard-front-engine	1	53,54,173,174
		A 153106	Guard-rear-engine	1	All All All
		BO 170041	Screw-RH & front engine guard #14 x 1/2 ST	AR	All
		BO 12857	Plain washer-RH & front engine guard screw	AR	All
		BO 18447	Bolt-rear engine guard 10-32 x 5/8	2	All
		BO 105	Lockwasher-rear engine guard bolt 1/4	2	All
		BO 12857	Plain washer-rear engine guard bolt	4	All
		BO 71073	Nut-rear engine guard bolt 10-32 x 1/8	2	All
		A 160076	Guard assembly-LH-engine RHD	1	All
		A 160077	Guard-LH-engine	1	All
		BO 160078	Cover-engine guard opening RHD	1	All
		BO 18447	Bolt-engine guard opening cover RHD	2	All
		BO 105	Lockwasher-engine guard opening cover bolt RHD	2	All
		BO 12857	Plain washer-engine guard opening cover bolt RHD	2	All
		BO 71073	Nut-engine guard opening cover bolt RHD	2	All
R9-		BO 170041	Screw-LH engine guard #14 x 1/2 ST	5	All
		BO 12857	Plain washer-LH engine guard screw	5	All
			SAFETY STEPS AND RUNNING BOARDS		
		C 203472	Panel assembly-safety step-welded to underbody	1	All exc 58-178
		C 203473	Panel assembly-safety step-welded to underbody	1	All exc 58-178
		C 203582	Tread-RH-safety step	1	Bro-Coupes-CvBro
		C 203583	Tread-LH-safety step	1	Bro-Coupes-CvBro
		C 203584	Tread-RH front-safety step	1	Sedan
		C 203585	Tread-LH front-safety step	1	Sedan
		C 203586	Tread-RH rear-safety step	1	Sedan
		C 203587	Tread-LH rear-safety step	1	Sedan
10	45	C 205344	Molding-RH-safety step Stainl Stainless steel	1	All exc 58-178
10	45	C 205345	Molding-LH-safety step Stainl Stainless steel	1	All exc 58-178
		BO 70673	Lockwasher-safety step molding 1/4	10	All exc 58-178
		BO 262	Plain washer-safety step molding	10	All exc 58-178
		BO 70874	Nut-safety step molding 1/4-20 x 1/4	10	All exc 58-178
		C 146818	Running board assembly-RH	1	58-178
		C 146819	Running board assembly-LH	1	58-178
		BZ 146840	Bracket-front-running board Welded to RE	2	58-178
		BZ 146842	Bracket-center-running board Welded to RE	2	58-178
		BZ 146844	Bracket-rear-running board Welded to RE	2	58-178
		BZ 71427	Bolt-running board attaching 3/8 x 5/8 ST	6	58-178
		BZ 70872	Bolt-running board to floor extension 1/4-20 x 3/4	8	58-178
		BO 71683	Bolt-running board to fender 5/16-24 x 7/8	4	58-178
		BZ 70673	Lockwasher-running board to floor ext bolt 1/4	8	58-178
		BZ 70675	Lockwasher-running board to fender bolt 5/16	4	58-178
		BZ 345	Plain washer-running board attaching & fender bolt	AR	58-178
		BO 12857	Plain washer-running board to floor ext bolt	16	58-178
		BZ 70874	Nut-running board to floor ext bolt 1/4-20 x 1/4	8	58-178
		BO 12481	Nut-running board to fender bolt 5/16-24 x 17/64	4	58-178

Group & Illus. No.	Plate No.	Part No.	NAME	Per Car	Models
S1-			WIRING		
		BZ MS 3009	Cable-7MM-high tension	AR	All
		BZ MS 3010	Cable-No. 12 single-braid cover	AR	All
		BZ MS 3011	Cable-No. 14 single-braid cover	AR	All
		BZ MS 3012	Cable-No. 16 single-braid cover	AR	All
		BZ MS 3020	Cable-No. 2 'single-braid cover	AR	All
		BZ MS 3023	Cable-No. 16 double-braid cover	AR	All
		BZ MS 3024	Cable-triple-one #16-two #12	AR	All
		BZ MS 3031	Cable-No. 16 single-braid cover	1	All
		F 166237	Cable assembly-battery (neg) to starter	1	All
		BZ 12843	Bolt-battery to starter cable clamp	1	All
		BZ 12844	Nut-battery to starter cable clamp bolt	1	All
		BZ 41101	Sleeve-battery to starter cable terminal	1	All
		F 160828	Ground connection-battery (pos)	1	All
		BZ 12843	Bolt-battery to ground connection clamp	1	All
		BZ 12844	Nut-battery to ground connection clamp bolt	1	All
		BO 71683	Bolt-battery to ground connection	1	All
		BO 71153	Lockwasher-battery to ground connection bolt	1	All
		BO 70839	Plain washer-battery to ground connection bolt	1	All
		BO 12481	Nut-battery to ground connection bolt	1	All
		BZ 155776	Ground connection-clutch housing	1	All
		BM 219	Bolt-ground connection to clutch housing	1	All
		BT 70414	Lockwasher-ground connection to clutch housing bolt	1	All
		BM 771	Plain washer-ground connection to clutch housing bolt	1	All
		BZ 122	Nut-ground connection to clutch housing bolt	1	All
			NOTE - 1st type Instrument Harness 164001 and 164002 have 6 hole socket for connection to chassis harness at dash.		
			2nd type Instrument Harness 166342 and 166343 have separate bullet terminals for connection to chassis harness at dash.		
		BO 164001	Wire harness-instrument panel 1st type	LHD	1 51,53,58,171,173,178
		BO 164002	Wire harness-instrument panel-1st type	LHD	1 52,54,172,174
		BO 166342	Wire harness-instrument panel-2nd type	LHD	1 51,53,58,171,173,178
		BO 166343	Wire harness-instrument panel-2nd type	LHD	1 52,54,172,174
		BO 164072	Wire harness-instrument panel	RHD	2 All
		BO 161966	Socket assy-for clock light	2	All
		BO 161967	Socket assy-for gen & oil tell tail light	2	All
		BO 161968	Socket assy-for speedometer light	1	All
		BO 161968	Socket assy-for headlamp beam indicator	1	All
		BO 161968	Socket assy-for ignition lock	1	All
		BO 164082	Socket-6 holes-1st type harness	LHD	1 All
		BO 164082	Socket-6 holes	RHD	1 All
		BO 164083	Cap-dash socket-1st type harness	1	All
		BO 170189	Grommet-dash-for 2nd type harness	LHD	1 All
			NOTE - 1st type chassis harness 164004 has 6 prong plug for connection to instrument harness.		
			2nd type chassis harness 166344 has separate connectors for connection to instrument harness		
		BO 164004	Wire harness-chassis-1st type	1	All
		BO 166344	Wire harness-chassis-2nd type	1	All
		BO 164080	Plug-6 prongs-1st type harness	1	All
		BO 164081	Cap-dash plug-1st type harness	1	All
		BO 153622	Connector-2nd type harness	6	All
			Wire harness-overdrive-see Group K9-		
			Wire harness-vacumotive drive-see Group J3-		
			Wire harness-Hudson drive master-see Group K22-		
			Wire harness-direction indicator-see Group S15-		
		BO 165002	Wire and loom assy-generator	1	All


Group & Illus. No.	Plate No.	Part No.	NAME	Per Car	Models
S1-			WIRING (Cont' d.)		
		BO 164648	Wire assembly-top lift motor feed Wire assembly-license lamp-see Group S6- Wire assembly-tail lamp-see Group S5- Wire assembly-hood front ornament-see Group R1- Wire assembly-electric clock-see Group T5- Wire assembly-electric fuel pump-see Group N4- Wire assembly-headlamps-see Group S2- Wire assembly-fender lamps-see Group S4- Wire assembly-courtesy lamps-see Group S3-	1	All CvBro
		BO 163072	Wire assembly-coil to distributor-low tension	1	All six cyl
		BO 164166	Wire assembly-coil to distributor-low tension	1	All eight cyl
		BO 160364	Wire assembly-coil to distributor-high tension	1	All six cyl
		BO 163092	Wire assembly-coil to distributor-high tension	1	All eight cyl
		BO 160366	Wire assembly-coil to dist-less coil terminal	HT	All six cyl
		BO 163094	Wire assembly-coil to dist-less coil terminal	HT	All eight cyl
		F 160313	Ignition wires kit-boxed	Service	All six cyl
		F 43538	Ignition wires kit-boxed	Service	All eight cyl
		BO 160352	Wire assembly-No. 1 spark plug	1	All six cyl
		BO 160354	Wire assembly-No. 2 spark plug	1	All six cyl
		BO 160356	Wire assembly-No. 3 spark plug	1	All six cyl
		BO 160358	Wire assembly-No. 4 spark plug	1	All six cyl
		BO 160360	Wire assembly-No. 5 spark plug	1	All six cyl
		BO 160362	Wire assembly-No. 6 spark plug	1	All six cyl
		BO 42647	Wire assembly-No. 1 spark plug	1	All eight cyl
		BO 155956	Wire assembly-No. 2 spark plug	1	All eight cyl
		BO 42651	Wire assembly-No. 3 spark plug	1	All eight cyl
		BO 155958	Wire assembly-No. 4 spark plug	1	All eight cyl
		BO 42657	Wire assembly-No. 5 spark plug	1	All eight cyl
		BO 42657	Wire assembly-No. 6 spark plug	1	All eight cyl
		BO 155960	Wire assembly-No. 7 spark plug	1	All eight cyl
		BO 155958	Wire assembly-No. 8 spark plug	1	All eight cyl
		BM 71144	Terminal-spark plug wire	At plug	6-8 All
		BO 170310	Terminal-spark plug and dist wire	At dist	7-9 All
		BO 36566	Terminal-distributor wire	At coil	1 All
		BM 32012	Insulator-spark plug and dist wire	At dist	7-9 All
		BM 45157	Insulator-distributor wire	At coil	1 All
		BM 160117	Holder assembly-ignition wires	1	All six cyl
		BM 155763	Holder assembly-front-ignition wires	1	All eight cyl
		BM 162679	Holder assembly-rear-ignition wires	1	All eight cyl
		BZ 170571	Nut-front holder to cyl head stud	1	All eight cyl
		BT 395	Bolt-rear holder to manifold 5/16- 5/16-18 x 5/8	1	All eight cyl
		BT 70414	Lockwasher-rear holder to manifold bolt 5/16	1	All eight cyl
		BO 158185	Loom-license lamp wire 1/4 ID x 22" long	1	Bro, Sed
		BO 162034	Loom-license lamp wire 1/4 ID x 27" long	1	Coupes, CvBro
		BO 165811	Loom-front hood ornament wire 1/4 ID x 18-1/2" long	1	All
		BO 164036	Loom-generator wire 3/8 ID x 15" long	1	All
		BO 165013	Loom-hyd top lift wire 3/4 ID x 8" long	1	CvBro
		BO 18166	Terminal-wire 3/16 eye	AR	All
		BO 36566	Terminal-distributor wire At coil	1	All
		BM 71120	Terminal-wire 1/4 eye	AR	All
		BM 71144	Terminal-spark plug wire-plug end	6-8	All
		BO 170090	Terminal-#10 or 12 wire 3/8 bullet	AR	All
		BO 170118	Terminal-wire 3/16 spade	AR	All
		BO 170120	Terminal-wire 5/16 eye	AR	All
		BZ 170187	Terminal-#2 cable	AR	All
		BM 170310	Terminal-Spark plug wire-dist end	AR	All
		BO 170406	Terminal-#14 or 16 wire 17/32 Douglas	AR	All
		BO 170562	Terminal-#12 wire 17/32 Douglas	AR	All
		BO 170681	Terminal 1/8 eye	AR	All
		BO 153622	Connector-single Douglas	AR	All
		BO 153623	Connector-double-wire terminal Douglas	AR	All
11	18				

Group & Illus. No.	Plate No.	Part No.	NAME	Per Car	Models
S1-			WIRING (Cont'd.)		
		BO 170686	Connector-six wire Bakelite	AR	All
		BO 31548	Insulator-rubber-wire terminal 3/4"	AR	All
		BM 32012	Insulator-rubber-spark plug wire 1"	AR	All
		BM 45157	Insulator-rubber-coil wire 1-1/2"	AR	All
		BM 164911	Insulator-rubber-wire terminal 1-1/8"	AR	All
		BM 166258	Insulator-fibre-gen charge regulator 1-1/2"	1	All
		BT 38884	Clip-DI wires to jacket tube bracket LHD	1	All
		BT 38884	Clip-OD harness to trans cover bolt RHD	1	All
		BT 38884	Clip-VD or HDM harness to accel switch bracket	1	All
		BZ 40919	Clip-stop switch wires to master cylinder RHD	1	All
		BZ 40919	Clip-tell tail wires to clutch housing	1	All
		BZ 40919	Clip-stop switch wires to clutch housing RHD	1	All
		BZ 40919	Clip-stop lamp wires to left rear fender	1	Cab-CabPu
		BZ 40919	Clip-stop lamp wires to floor RHD	3	Cab-CabPu
		BZ 65907	Clip-inst panel harness to hood lock	1	All
		BZ 65907	Clip-generator wires	1	All
		BZ 65907	Clip-dimmer switch wires to dash RHD	1	All
		BZ 65907	Clip-stop lamp wires to floor	1	Cab-CabPu
		BZ 65907	Clip-stop lamp wires to floor	1	Station
		BZ 65907	Clip-dome & courtesy lamp wires	1	All
		BO 140349	Clip-stop lamp wires to inst panel RHD	1	All
		BZ 154483	Clip-battery to starter cable	1	All
		BZ 154483	Clip-hyd top lift wire	4	CvBro
		BO 160342	Clip-chassis harness to clutch housing	1	CvBro
		BM 161137	Clip-VD or HDM harness to water jacket cover	1-2	All
		BO 162638	Clip-inst panel harness to locker box door	AR	All
		BO 163410	Clip-wires to roof panel	AR	All
		BO 164071	Clip-coil dist wire to dash	2	All eight cyl
		BO 164095	Clip-dimmer switch wire & HDM harness to dash	AR	All
		BZ 164096	Clip-HDM harness to power cylinder	2	All
		BZ 164097	Clip-Chassis harness to starter cable	AR	All
		BO 165027	Clip-VD harness to dash	AR	All
		BZ 70872	Bolt-battery cable clip 1/4-20 x 3/4	1	All
		BO 71485	Bolt-generator wires clip 10-32 x 1/4	1	All
		BM 71638	Bolt-stop lamp wires clip 10-32 x 3/8	1	All RHD
		BO 71266	Bolt-inst harness clip 10-32 x 5/16	1	All RHD
		BZ 70692	Bolt-chassis harness to clutch hsg 5/16-18 x 3/4	1	All
		BO 71707	Screw-stop lamp wires to floor clip	1	Cab-CabPu
		BO 170304	Screw-stop lamp wires to floor clip	1	Station
		BO 170367	Screw-dome & courtesy lamp wires 10-32 x 1/2	1	All
		BZ 70874	Nut-battery cable clip bolt	1	All
		BZ 70874	Nut-hyd top lift wire clip bolt	4	CvBro
		BO 71073	Nut-stop lamp wires clip bolt	1	All RHD
		BZ 70673	Lockwasher-battery cable and hyd top lift wire clip	5	All
		BZ 12111	Lockwasher-generator wires clip bolt	1	All
		BZ 12111	Lockwasher-stop lamp wires to inst panel clip	1	All RHD
		BZ 12111	Lockwasher-inst harness to hood lock clip bolt	1	All RHD
		BO 170028	Lockwasher-chassis harness to clutch hsg clip	1	All
		BZ 12857	Plain washer-battery cable and top lift wire clip	5	All
		BO 160340	Junction block-headlamp wires	1	All
		BO 166483	Junction block-tail & stop lamp wires	1	All
		BO 170707	Screw-headlamp junction block #10 x 3/8 SM	2	All
		BO 170633	Screw-tail and stop lamp junction block #10 x 7/16 SM	2	All
		BZ 70563	Lockwasher-headlamp junction block screw #10	3	All
		BO 71073	Nut-headlamp junction block screw 1C 10-32 x 1/8	3	All
		BO 162899	Fuse block assembly-without HDM	1	All
		BO 164385	Fuse block assembly-with HDM	1	All
		BO 164049	Spacer-fuse block RHD	1	All
		BO 18453	Screw-fuse block to inst panel-without OD	1	All
		BO 70109	Lockwasher-fuse block to inst panel screw 1/4	1	All
		BO 160939	Fuse kit-box of five 30 amp fuses	1	All
		BO 170613	Fuse-30 amp-lights	2	All
		BO 170425	Fuse-10 amp-direction indicator	1	All
		BO 170691	Fuse-3 amp-electric clock	1	All
		BO 163203	Insulator-elec clock fuse	1	All

Group & Illus. No.	Plate No.	Part No.	NAME	Per Car	Models
S1-			WIRING (Cont'd.)		
			BULB SPECIFICATIONS		
			Min-Minature base      Std-Standard bayonet base		
			SC - Single contact      CP - Candle power		
			DC - Double contact		
		BO 18100	Bulb-license lamp      Std-SC-3CP-#63	1	Pass cars
		BO 18100	Bulb-fender lamp-without DI      Std-SC-3CP-#63	2	All
		BO 70900	Bulb-fender lamp-with DI      Std-DC-21-3CP-#1158	2	All
		BO 70900	Bulb-tail and stop lamp      td-DC-21-3CP-#1158	1	58,178
		BO 170659	Bulb-courtesy lamp-1st type      Std-DC-15CP-#88	2	52,54
		BO 170659	Bulb-dome lamp-1st type      Std-DC-15CP-#88	2	1946 All
		BO 70001	Bulb-courtesy lamp-2nd type      Std-SC-15CP-#87	2	1947 172,174
		BO 70001	Bulb-dome lamp-2nd type      Std-SC-15CP-#87	2	1947 All
		BO 71641	Bulb-gen & oil tell tale light      Min-SC-1CP-#51	2	All
		BO 71641	Bulb-speedometer light      Min-SC-CP-#51	2	51,53,58,171,173,178
		BO 71641	Bulb-headlamp beam indicator      Min-SC-1CP-#51	1	All
		BO 71641	Bulb-direction indicator tell tale      Min-SC-1CP-#51	1	All
		BO 71550	Bulb-hood front ornament light      Min-SC-2CP-#55	1	All
		BO 71550	Bulb-clock light      Min-SC-2CP-#55	2	All
		BO 71550	Bulb-speedometer light      Min-SC-2CP-#55	2	52,54,172,174
		BO 71550	Bulb-ignition lock      Min-SC-2CP-#55	1	All
		BO 170363	Bulb-tail and stop lamp      Index-DC-21-3CP-#1154	2	Pass cars
		BO 170689	Bulb-spot light      SC-32CP-#1323	2	All
S2-		BO 71669	Bulb-headlamp-RHD-1st type      Std-DC-21-50CP-#2520	2	All
		BO 71641	Bulb-radio pilot light      Min-SC-1CP-#51	1	All
			HEADLAMPS		
		BO 206250	Headlamp assembly-RH      Domestic	1	All
		BO 206251	Headlamp assembly-LH      Domestic	1	All
				1	All
		BO 200254	Headlamp assembly-RH-1st type      Export	1	All
		BO 200255	Headlamp assembly-LH-1st type      Export	1	All
		BO 209894	Headlamp assembly-RH-2nd type      Export	1	All
		BO 209895	Headlamp assembly-LH-2nd type      Export	1	All
			NOTE - 1st type 1946 export lamps have separate reflector and bulb; 2nd type have sealed beam unit.		
			Change effective with 1946 LHD serial 14124; RHD aerial 21009, exceptions 21102 thru 21202		
2	34	SP 141850	Sealed beam unit      Domestic	2	All
		BO 209989	Sealed beam unit-2nd type lamp      Export	2	All
3	34	BO 206263	Retainer-sealed beam unit	2	All
		BO 141865	Screw-retainer to housing	6	All
5	34	BO 141855	Ring assembly-sealed beam unit mounting	2	All
		BO 141856	Ring assembly-reflector mounting      Export	2	All
		BO 141857	Spring-mounting ring retainer	4	All
		BO 141875	Reflector-headlamp-1st type lamp      Export	2	All
		BO 141878	Lens-headlamp-1st type lamp      Export	2	All
		BO 141877	Gasket-headlamp lens-1st type lamp      Export	2	All
		BO 141876	Spring-reflector retaining-1st type lamp      Export	6	All
		BO 71669	Bulb-headlamp-1st type lamp      Export	2	All
6	34	BO 200360	Housing assembly-head lamp	2	All
7	34	BO 142072	Gasket-housing to fender	2	All
		BO 170707	Screw-housing to fender      #10 x 1/2 SM	8	All
		BO 170354	Clip nut-housing to fender screw	8	All
10	34	BO 206499	Rim-headlamp	2	All
		BO 170355	Screw-headlamp rim to housing      10-32 x 1	6	All
		BO 141858	Adjusting screw-headlamp	4	All
		BO 200361	Nut-headlamp adjusting screw	4	All
		BO 200362	Retainer-headlamp adjusting screw nut	4	All
		BO 33506	Rivet-headlamp adjusting screw nut retainer	6	All
		BO 200258	Socket & wires assy-RH-reflector type headlamp      Export	1	All



Head Lamp



Tail Lamp  
PLATE 34



Group & Illus. No.	Plate No.	Part No.	NAME	Per Car	Models	
S2-			HEADLAMPS (Cont'd.)			
14	34	BO 200259	Socket & wires assy-LH-reflector type headlamp	Export 1	All	
14	34	BO 200252	Wires & connector assembly-sealed beam-RH	1	All	
		BO 200253	Wires & connector assembly-sealed beam-LH	1	All	
		BO 200263	Connector & terminal assy-sealed beam-LH	2	All	
		BO 200262	Cable assy-ground-sealed beam-LH	2	All	
		BO 170118	Terminal-headlamp wires	AR	All	
		BO 71665	Screw-ground cable terminal	8-32 x 5/16	2	All
		BO 170167	Lockwasher-ground cable terminal screw	#8	2	All
		BO 12790	Nut-ground cable terminal screw	8-32 x 1/8	2	All
		BO 166019	Dimming resistor kit-headlamp	Service	1	All
S3			COURTESY LAMPS			
			NOTE - 1946 courtesy lamps use double contact bulb. 1947 courtesy lamps use single contact bulb. Change effective in late 1946 production, as follows: 51-53-serial 94305, exceptions 94331 thru 94567. 52-54-serial 94683, exceptions 94761 thru 94776.			
		BO 203166	Support-courtesy lamp socket	2	52-54-172-174 Sedan	
		BO 203169	Support-courtesy lamp socket	2	52-54-172-174 exc Sed	
		BO 164034	Socket assembly-courtesy lamp	2	52,54,172,174	
		BO 160490	Washer-socket terminal-for double contact bulb	2	54,54	
		BO 158084	Washer-socket terminal-for single contact bulb	2	172,174	
		BO 160492	Insulating washer-socket-for double contact bulb	2	52,54	
		BO 109087	Spring-socket washer	2	52,54,172,174	
		BO 204618	Lens-courtesy lamp	2-4	52,54,172,174	
		BO 170544	Screw-courtesy lamp lens	2-4	52,54,172,174	
		BO 170659	Bulb-courtesy lamp	Double contact	2	52,54
		BO 70001	Bulb-courtesy lamp	Single contact	2	172,174
		BO 165028	Switch-courtesy lamp-one terminal	1st type	2-4	52,54
		BO 166421	Switch-courtesy lamp-two terminals	2nd type	2-4	172,174
		BO 170553	Nut-courtesy lamp switch	2-4	52,54,172,174	
		BO 170391	Lockwasher-courtesy lamp switch	2-4	52,54,172,174	
		BO 203167	Bracket-front-courtesy lamp switch	2	52,54,172,174	
		BO 170696	Bolt-courtesy lamp switch bracket	2	52,54,172,174	
		BZ 70673	Lockwasher-courtesy lamp switch bracket bolt	2	52,54,172,174	
		BZ 70874	Nut-courtesy lamp switch bracket bolt	2	52,54,172,174	
S4-			FENDER LAMPS			
			NOTE - Fender lamps std on 52-54-172-174 without DI. Fender lamps opt on 51-53-58-171-173-178 without DI.			
		HA 206530	Fender lamp kit	Service	1	51,53,58,171,173,178
1	32	BO 206510	Fender lamp assembly-RH-used without DI	1	52-54-172-174 Std	
1	32	BO 206511	Fender lamp assembly-LH-used without DI	1	52-54-172-174 Std	
1	32	BO 206514	Fender lamp assembly-RH-used with DI	Opt	1	All
1	32	BO 206515	Fender lamp assembly-LH-used with DI	Opt	1	All
		BO 206520	Housing-RH-fender lamp	1	All	
		BO 206521	Housing-LH-fender lamp	1	All	
		BO 201062	Screw-fender lamp housing	1	All	
		BO 204518	Base, socket & wires assy-RH-fender lamp	1	All	
		BO 204519	Base, socket & wires assy-LH-fender lamp	1	All	
		BO 204534	Base & socket assy-RH-fender lamp	1	All	
		BO 204535	Base & socket assy-LH-fender lamp	1	All	
		BO 204536	Wire assy- RH -fender lamp	1	All	
		BO 204537	Wire assy-LH-fender lamp	1	All	
		BO 170406	Terminal-wire	Bullet type	2	All
		BO 170118	Terminal-wire	Spade type	2	All

Group & Illus. No.	Plate No.	Part No.	NAME	Per Car	Models
S4-			FENDER LAMPS (Cont'd.)		
		BO 109087	Spring-fender lamp socket	2	All
		BO 170002	Washer-fender lamp grounding	2	All
		BO 148658	Lens-fender lamp	2	All
		BO 148659	Gasket-rear-lens	2	All
		BO 148660	Gasket-lower-lens	2	All
		BO 70900	Bulb-fender lamp-used with DI	2	All
		BO 18100	Bulb-fender lamp-used without DI	2	All
		BO 148661	Pad-fender lamp	2	All
		BO 170367	Screw-fender lamp to fender	4	All
		BO 170395	Lockwasher-fender lamp to fender screw	4	All
		BZ 96014	Cup washer-fender lamp to fender screw	4	All
10	45	BO 206670	Ornament-fender lamp	2	All
		BO 170367	Screw-fender lamp ornament	6	All
		BO 170395	Lockwasher-fender lamp ornament screw	6	All
		BZ 96014	Cup washer-fender lamp ornament screw	6	All
S5-			TAIL AND STOP LAMP		
		BO 205600	Tail and stop lamp assembly-RH	1	51,53,171,173
		BO 205601	Tail and stop lamp assembly-LH	1	51,53,171,173
		BO 205610	Tail and stop lamp assembly-RH	1	52,54,172,174
		BO 205611	Tail and stop lamp assembly-LH	1	52,54,172,174
		BO 144730	Tail and stop lamp assembly	1	Cab-CabPu
		BO 200925	Tail and stop lamp assembly	1	Station Wagon
14	34	BO 205624	Base plate assembly-RH-outer-tail lamp	1	51,53,171,173
14	34	BO 205625	Base plate assembly-LH-outer-tail lamp	1	51,53,171,173
15	34	BO 205626	Base plate assembly-RHinner-tail lamp	1	51,53,171,173
15	34	BO 205627	Base plate assembly-LH inner-tail lamp	1	51,53,171,173
16	34	BO 205636	Base plate assembly-RH upper-tail lamp	1	52,54,172,174
16	34	BO 205637	Base plate assembly-LH upper-tail lamp	1	52,54,172,174
17	34	BO 205638	Base plate assembly-RH lower-tail lamp	1	52,54,172,174
17	34	BO 205639	Base plate assembly-LH lower-tail lamp	1	52,54,172,174
		BO 170634	Screw-base plate retainer	4	All exc 58-178
18	34	BO 206027	Socket & bracket assy-tail lamp	2	All exc 58-178
		BO 148611	Socket assembly-tail lamp	2	All exc 58-178
		BO 144732	Housing assy-tail lamp	1	Cab-CabPu
		BO 200929	Housing assy-tail lamp	1	Station Wagon
23	34	BO 205622	Bezel-RH-tail lamp	1	51,53,171,173
23	34	BO 205623	Bezel-LH-tail lamp	1	51,53,171,173
24	34	BO 205634	Bezel-RH-tail lamp	1	52,54,172,174
24	34	BO 205635	Bezel-LH-tail lamp	1	52,54,172,174
		BO 144736	Rim-tail lamp lens	1	58,178
32	34	BO 205620	Lens-RH-tail lamp	1	51,53,171,173
32	34	BO 205621	Lens-LH-tail lamp	1	51,53,171,173
33	34	BO 205632	Lens-RH-tail lame.	1	52,54,172,174
33	34	BO 205633	Lens-LH-tail lamp	1	52,54,172,174
		BO 144735	Lens-tail lamp	1	58,178
35	34	BO 205629	Gasket-tail lamp lens	2	51,53,171,173
36	34	BO 205640	Gasket-tail lamp lens	2	52,54,172,174
39	34	BO 144738	Lens-tail lamp license	1	58,178
		BO 144739	Gasket-tail lamp license lens	1	58,178
		BO 144740	Clip-tail lamp license lens retaining	2	58,178
		BO 70924	Screw-license lens retaining clip	2	58,178
		BO 144737	Spring-tail lamp lens retaining	1	58,178
		BO 70924	Screw-tail lamp lens retaining	1	58,178
40	34	BO 205630	Pad-tail lamp	2	51,53,171,173
41	34	BO 205643	Pad-tail lamp	2	52,54,172,174
		BM 7525	Nut-tail lamp stud	8	All exc 58-178
		BZ 70874	Nut-tail lamp stud	2	58,178
		BO 170188	Lockwasher-tail lamp stud	8	All exc 58-178
		BO 71730	Lockwasher-tail lamp stud	2	58,178

Group & Illus. No.	Plate No.	Part No.	NAME	Per Car	Models
S5-			TAIL AND STOP LAMP (Cont'd.)		
46	34	BO 148263	Wire assy-tail lamp	2	All exc 58-178
46	34	BO 144734	Wire assy-tail lamp	1	Cab-CabPu
		BO 200927	Wire assy-tail lamp	1	Station Wagon
		BO 148302	Terminal-socket end-tail lamp wire	4	All exc 58-178
		BO 170406	Terminal-tail lamp wire	2	58,178
		BO 18166	Terminal-tail lamp wire-ground	1	Station Wagon
		BO 170363	Bulb-tail lamp Mazda	2	All exc 58-17P
		BO 70900	Bult-tail lamp Mazda	1	58,178
S6-			REAR LICENSE LAMP		
		BO 148350	Lamp assembly-rear license	1	All exc 58-178
		BO 148356	Gasket-rear license lamp housing	1	All exc 58-178
		BO 148352	Lens-rear license lamp	1	All exc 58-178
		BO 148353	Gasket-rear license lamp lens	1	All exc 58-178
		BO 148354	Retainer-rear license lamp lens	1	All exc 58-178
		BO 148355	Screw-rear license lamp lens retainer	1	All exc 58-178
		BO 71631	Bolt-rear license lamp	3	All exc 58-178
		BZ 70673	Lockwasher-rear license lamp bolt	3	All exc 58-178
		BO 102069	Cup washer-rear license lamp bolt	3	All exc 58-178
		BO 163155	Wire & socket assy-rear license lamp	1	73" long Bro-Sed
		BO 163157	Wire & socket assy-rear license lamp	1	86" long Coupes
		BO 163199	Wire & socket assy-rear license lamp	1	79" long CvBro
		BO 161969	Socket assembly-rear license lamp wire	1	All exc 58-178
		BO 158084	Washer-socket terminal	1	All exc 58-178
		BO 109807	Spring-socket terminal washer	1	All exc 58-178
		BO 170406	Terminal-license lamp wire	1	Bullet type All exc 58-178
S7-			REAR LICENSE PLATE BRACKET		
		BZ 147869	Bracket and arm assy-rear license plate	1	All exc 58-178
		BZ 112774	Bracket assy-rear license plate	1	Cab
		BZ 129410	Bracket assy-rear license plate	1	CabPu-Station
		BO 70004	Rivet-bracket to arm	2	3/16 x 1/2 All exc 58-178
		BZ 70185	Bolt-bracket to door	2	1/4-20 x 7/8 All exc 58-178
		BZ 12857	Plain washer-bracket to door bolt	2	All exc 58-178
		BZ 70673	Lockwasher-bracket to door bolt	2	1/4 All exc 58-178
		BZ 70874	Nut-bracket to door bolt	2	1/4-20 x 1/4 All exc 58-178
		BO 120774	Clamp-rear license plate	1	All exc 58-178
		BO 70899	Bolt-rear license plate clamp	1	1/4-20 x 11/16 All exc 58-178
		BO 71389	Plain washer-rear license plate clamp bolt	1	All exc 58-178
		BZ 70673	Lockwasher-rear license plate clamp bolt	1	1/4 All exc 58-178
		BZ 70874	Nut-rear license plate clamp bolt	1	1/4-20 x 1/4 All exc 58-178
		BZ 70872	Bolt-rear license plate bracket	1	1/4-20 x 3/4 Cab
		BZ 70673	Lockwasher-rear license plate bracket bolt	1	1/4 Cab
		BZ 70874	Nut-rear license plate bracket bolt	1	1/4-20 x 1/4 Cab
S8-			DISTRIBUTOR		
			NOTE - Distributor and component parts serviced by Electric Auto Lite or their authorised service outlets. For Auto Lite parts list, see Section Z.		
		BM 162852	Distributor assembly	1	Auto Lite IGW-4203A All six cyl
		BM 153182	Distributor assembly	1	Auto Lite IGP-4008E All eight cyl
		BM 40596	Gear-distributor drive	1	All eight cyl
		BM 42349	Gasket-distributor	1	All eight cyl
		BT 395	Bolt-distributor	1	5/16-18 x 5/8 All eight cyl

Group & Illus. No.	Plate No.	Part No.	NAME	Per Car	Models
S8-			DISTRIBUTOR (Cont'd.)		
		BZ 6440	Plain washer-distributor bolt	1	All eight cyl
		BT 70414	Lockwasher-distributor bolt	1	All eight cyl
		BO 71266	Screw-distributor terminal	1	All
		BZ 12111	Lockwasher-distributor terminal screw	1	All
		BO 100782	Plug-distributor hole	1	All six cyl
6	16	BM 161753	Grease cup-distributor	1	All six cyl
		BM 159553	Shaft and support complete-distributor	1	All six cyl
10	16	BM 159558	Support assembly-distributor	1	All six cyl
		BM 159560	Bushing-distributor support	1	All six cyl
		BM 159554	Shaft assembly-distributor drive	1	All six cyl
7	17	BM 159555	Shaft-distributor drive	1	All six cyl
		BM 159556	Sleeve-distributor drive shaft	1	All six cyl
		BM 170328	Pin-distributor drive shaft sleeve	1	All six cyl
		BM 159557	Washer-distributor drive shaft	2	All six cyl
		BM 40596	Gear-distributor drive shaft	1	All six cyl
		BM 170328	Pin-distributor drive shaft gear	1	All six cyl
		BM 159561	Bolt-distributor support anchor	1	All six cyl
		BO 73	Lockwasher-distributor support anchor bolt	1	All six cyl
13	16	BM 160617	Tube assembly-distributor vacuum control	1	All six cyl
		BM 170379	Nut-vacuum control tube	2	All six cyl
		BM 170381	Connector-vacuum control tube	2	All six cyl
S9-			GENERATOR & CONTROL		
			NOTE - Generator and parts serviced by Electric Auto-Lite Company or their authorized service outlets. For Auto-Lite parts list see Section Z.		
		BM 164248	Generator assembly	1	All
		BM 164247	Generator assembly	1	58,178
			NOTE - 164247 generator used on 58-178 without HDM after 1946 car No. 38-65812.		
		BO 71121	Nut-terminal post (A)	1	All
		BO 71122	Lockwasher-terminal post (A) nut	1	All
		BO 71123	Plain washer-terminal post (A) nut	1	All
		BO 71073	Nut-terminal post (F)	1	All
		BZ 12111	Lockwasher-terminal post (F) nut	1	All
		BZ 71260	Plain washer-terminal post (F) nut	1	All
10	17	BM 159696	Bracket-generator support-for 164248 generator	1	All
		BM 153192	Bracket-generator support-for 164247 generator	1	58-178
		BZ 71607	Bolt-support bracket	2	All
		BO 73	Lockwasher-support bracket bolt	2	All
		BM 45095	Bracket-generator adjusting	1	All
		BM 227	Stud-adjusting bracket	1	All
		BO 73	Lockwasher-adjusting bracket stud	1	All
		BM 110	Nut-adjusting bracket stud	1	All
		BZ 908	Bolt-generator to adj bracket	1	All
		BZ 2490	Bolt-generator to support bracket	2	All
		BZ 26440	Plain washer-generator to support bracket bolt	1	All
		BT 70414	Lockwasher-generator to bracket bolt	3	All
		BZ 122	Nut-generator to bracket bolt	2	All
		BM 301484	Regulator-generator charge	1	All
		BO 170514	Screw-regulator to fender dust shield	2	All
		BZ 71260	Plain washer-regulator to fender dust shield screw	2	All
		BO 71266	Screw-regulator terminal	3	All
		BO 170367	Screw-regulator terminal (Battery)	1	All
		BZ 12111	Lockwasher-regulator terminal screw	4	All
		BM 166258	Insulator-regulator terminal (B)	1	All

Group & Illus. No.	Plate No.	Part No.	NAME	Per Car	Models			
S10-		STARTING MOTOR						
		NOTE - Starting motor and parts serviced by Electric Auto-Lite Company or their authorized service outlets. For Auto-Lite parts list see Section Z.						
		BM 162857	Starting motor assembly	Auto Lite MZ-4092	1	All six cyl		
		BM 45101	Starting motor assembly	Auto Lite MAB-4100	1	All eight cyl		
		BM 45997	Solenoid switch assembly	Auto Lite SS- 4001	1	All		
		BM 160630	Stud-starting motor mounting		2	All		
		BO 73	Lockwasher-mounting stud	3/8	4	All		
		BM 110	Nut-mounting stud	3/8-16 x 3/8	4	All		
		BO 12481	Nut-solenoid switch terminal	5/16-24 x 17/64	1	All		
		BO 71153	Lockwasher-solenoid switch terminal nut	5/ 16	1	All		
		BO 71073	Nut-solenoid switch terminal	10-32 x 1/8	1	All		
		BZ 12111	Lockwasher-solenoid switch terminal	3/16	1	All		
		BM 71648	Screw-solenoid switch attaching	10-32 x 3/8	2	All		
		S11-	35	IGNITION COIL AND LOCK				
				NOTE - serviced by Electric Auto-Lite Co., Toledo, Ohio or their authorized service outlets.				
				BM 162853	Ignition coil & brackets-assy	Auto Lite IG-4098	1	All six cyl
				BM 162854	Ignition coil & brackets-assy	Auto Lite CE-4029	1	All eight cyl
BO 71707	Screw-coil bracket to dash			#10 x 5/8 ST	2	All		
BO 71260	Plain washer-coil bracket to dash screw				2	All		
BO 71073	Nut-coil terminal			10-32 x 1/8	1	All		
BZ 12111	Lockwasher-coil terminal nut			3/ 16	1	All		
BO 71485	Screw-coil terminal			10-32 x 1/4	1	All		
BZ 12111	Lockwasher-coil terminal screw			3/ 16	1	All		
BO 164295	Lock case & bracket assy-ignition coil			Less cylinder	1	All LHD		
BO 164296	Lock case & bracket assy-ignition coil			Less cylinder	1	All RHD		
BO 164297	Bezel-ignition lock case				1	All		
BO 70157	Bolt-lock case bracket to inst panel			1/4-20 x 1/2	2	All		
BO 70109	Lockwasher-lock case bracket to inst panel bolt			1/4	2	All		
BO 71665	Screw-ignition lock terminal			8-32 x 5/16	2	All		
BO 70465	Lockwasher-ignition lock terminal screw			#8	2	All		
BO 71552	Grommet-ignition lock cable to dash			1/2" rubber	1	All		
BO 47630	Cylinder & keys assy-ignition lock			Coded	1	All		
BO 45986	Key-ignition lock			Specify code No.	2	All		
BO 152043	Cylinder-ignition lock			Uncoded	1	All		
S12-				BATTERY				
				SP 48150	Battery assembly-17 plate	National S-17-1F or 21-S-100	1	All six cyl
		SP 150763	Battery assembly-19 plate	National S-19-2F or 31-S-115	1	All eight cyl		
		BZ 153282	Drip pan assembly-battery		1	All six cyl		
		BZ 153283	Drip pan assembly-battery		1	All eight cyl		
		BZ 160286	Drain tube-battery drip pan	Rubber	1	All		
		BZ 159975	Hold down assembly-battery		1	All six cyl		
		BZ 159977	Hold down assembly-battery		1	All eight cyl		
		BZ 159874	Bolt-hold down	5/16-24 x 7-15/16	2	All		
		BO 771	Plain washer-hold down bolt	2		All		
		BZ 70623	Lockwasher-hold down bolt	5/ 16	2	All		
		BO 12481	Nut-hold down bolt	5/16-24 x 17/64	2	All		
		BZ 140438	Bracket-battery hold down rear bolt		1	All		
		BO 70293	Rivet-rear bracket	1/ 4 x 1/2	2	All		

Group & Illus. No.	Plate No.	Part No.	NAME	Per Car	Models
S13-			SWITCHES		
4	35	F 200417	Switch-lighting	1	All
5	35	BO 200416	Switch-starting	1	All
		BO 204837	Push button-lighting switch	1	All
		BO 204846	Push button-starting switch	1	All
		BO 200418	Spring-lighting and starting switch buttons	2	All
		BO 70122	Nut-lighting and starting switch buttons	2	All
		BO 70121	Washer-lighting and starting switch buttons	2	All
		BO 147839	Pin-switch push button hinge	2	All
		BO 147838	Bracket-lighting & starting	2	All
		BO 170367	Screw-lighting and starting switch bracket	2	All
		BO 170395	Lockwasher-lighting and starting switch bracket screw	2	All
		BO 7762	Plain washer-lighting & starting switch bracket screw	2	All
		BO 164439	Switch and wires assy-headlamp dimmer	1	All
		BO 70157	Screw-dimmer switch attaching	2	All
		BO 70109	Lockwasher-dimmer switch attaching screw	2	All
		F 160090	Switch assembly-stop light	1	All
		BZ 71490	Screw-stop light switch	2	All
		BZ 12111	Lockwasher-stop light switch screw	2	All
		BO 160092	Rheostat-instrument panel lights	2	52,54,172,174
		BO 170693	Screw-rheostat attaching	1	LHD 52,54,172,174
		BZ 70863	Screw-rheostat attaching	1	RHD 52,54,172,174
		BO 70465	Lockwasher-rheostat attaching screw	2-4	#8 52,54,172,174
		BO 164241	Switch assembly-weather control	1	See group U5 All
		BO 165028	Switch-courtesy lamp-1st type	1	See group S3 All
		BO 166421	Switch-courtesy lamp-2nd type	2-4	See group S3 All
		BO 164388	Switch-dome light-1st type	1	See group MM6- All
		BO 160091	Switch-dome lamp-2nd type	1	See group MM6- All
		BO 164176	Switch-direction indicator	1	See group S15 All
		BO 164249	Switch-direction indicator flasher	1	See group S15 All
		BO 163217	Switch-hydraulic top lift	1	See group HH10 CvBro
		BZ 165828	Switch-VD-accelerator	1	See group J3 All
		BZ 164407	Switch-VD-instrument panel	1	See group J3 All
		BZ 164408	Switch-VD-shift rail	1	See group J3 All
		BZ 165829	Switch-VD or OD governor	1	See group J3-K9 All
		BT 164438	Switch-OD throttle	1	See group K9 All
		BT 162596	Switch-OD control	1	See group K9 All
		BZ 164413	Switch-HDM transmission	1	See group K22 All
		BZ 164414	Switch-HDM inst panel	1	See group K22 All
		BT 165831	Switch-HDM governor	1	See group K22 All
		BO 208272	Switch-fog lamp	1	See group S16 All
		BO 208545	Switch-spot lamp	1	See group S16 All
S14-			HORN-VIBRATOR TYPE		
		BO 160620	Horn assembly	1	Standard 58-178 exc Station
		BO 12790	Nut-horn terminal	2	8-32 x 1/8 58-178 exc Station
		BO 70465	Lockwasher-horn terminal	2	#8 58-178 exc Station
		BM 7525	Nut-horn to bracket screw	2	12-24 x 5/32 58-178 exc Station
		BZ 1549	Lockwasher-horn to bracket screw	2	#8 58-178 exc Station
		BO 160276	Bracket assembly-horn	1	58-178 exc Station
		BO 170405	Nut-bracket to cyl head stud	1	3/8-16 58-,178 exc Station
S14-			HORN-ELECTRIC AIR TYPE		
			Standard on all cars except Cab-CabPu. Optional for Cab-CabPu		
		BO 164849	Twin horn kit	1	Electric air type 58-178 Cab-CabPu All
		BO 164491	Horn assembly-upper-high pitch	1	All
		BO 164492	Horn assembly-lower-low pitch	1	All
		BO 160308	Cover-horn motor-for 164492	1	All
		BO 162001	Cover-horn motor-for 164491	1	All
		BO 70465	Lockwasher-horn terminal screw	1	#8 All
		BO 171139	Screw-horn terminal	1	8-32 x 5/16 All

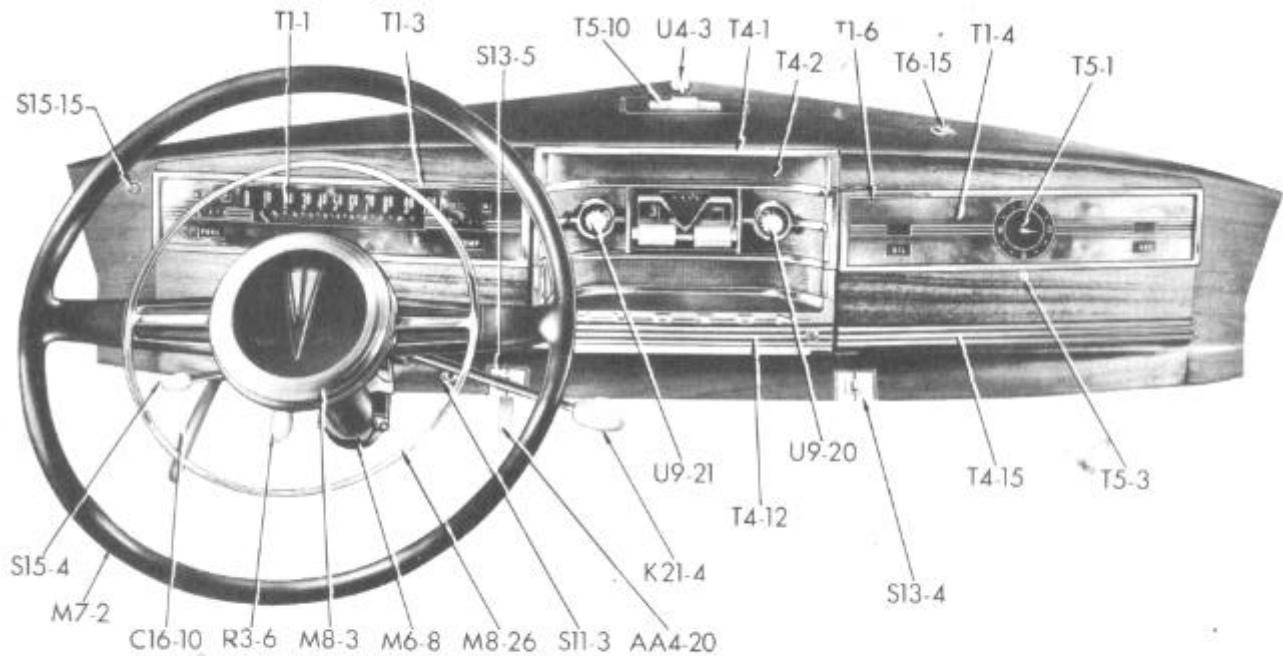
Group & Illus. No.	Plate No.	Part No.	NAME	Per Car	Models
S14-			HORN-ELECTRIC AIR TYPE (Cont'd.)		
		BO 164494	Bracket & brace assy-horn	1	All
		BO 170648	Screw-bracket to frame	2	All
		BO 71465	Lockwasher-bracket to frame screw	2	All
		BO 164498	Spring plate-horn trumpet support	4	All
		BO 164401	Relay-horn	1	All
		BO 170514	Screw-relay to dust shield	2	All
		BO 71260	Plain washer-relay to dust shield screw	2	All
		BZ 70863	Screw-relay terminal	3	All
		BO 170167	Lockwasher-relay terminal screw	3	All
			NOTE - The following parts for Sparton Electric Air Horns are not supplied by Hudson Motor Car Co. They may be obtained from Sparks-Withington Co., Jackson, Michigan. Part numbers shown are Sparton symbols.		
		A 13710	Armature	2	All
		A 13036	Armature spring	2	All
		A 13682	Clip-field coil	4	All
		A 13474-7	Contact and terminal assy-high pitch horn	1	All
		A 13474-22	Contact and terminal assy-low pitch horn	1	All
		A 11558	Contact spring	1	All
		A 13914	Contact support	2	All
		B 7696	Diaphragm-high pitch	1	All
		B 7697	Diaphragm-low pitch	1	All
		A 13681	Field coil	2	All
		A 13598	Gasket.	2	All
		A 7532	Insulator-contact spring	2	All
		A 7544-4	Insulator-contact screw	2	All
		B 85-44	Lockwasher-horn	12-8	All
		B 7700-14	Motor assembly-high pitch	1	All
		B 7701-14	Motor assembly-low pitch	1	All
		A 5992-A	Nut-armature adjusting	2	All
		A 5993	Nut-armature locking	2	All
		A 822-CD	Nut-horn assembly	12-8	All
		C-5370-1	Projector-high pitch	1	All
		C-5369-1	Projector-low pitch	1	All
		A 988	Rivet-spring plate	4	All
		A 11189	Resistor	2	All
		A-102S-8-9-CD	Screw-contact stack	4	All
		A-2390-3-3-CD	Screw-horn assembly-short	12-8	All
		A-1085-12-12-CD	Screw-horn assembly-long	4	All
		A 1516	Washer	4	All
		A 12283	Terminal-field coil-high pitch	1	All
		A 16417	Terminal-field coil-low pitch	1	All
S15-			DIRECTION INDICATOR		
		HA 166082	Direction indicator kit-painted	1	51,53,171,173
		HA 166083	Direction indicator kit-plated	1	52,54,172,174
			NOTE - Direction indicator kits do not include fender lamps.		
		BO 164172	Switch, case & cover assy-painted		
		BO 164173	Switch, case & cover assy-painted	LHD	51,53,171,173
		BO 164174	Switch, case & cover assy-plated	RHD	51,53,171,173
		BO 164175	Switch, case & cover assy-plated	LHD	52,54,172,174
		BO 164177	Case-switch-painted	RHD	52,54,172,174
		BO 164178	Case-switch-plated		51,53,171,173
		BO 164176	Switch-direction indicator		52,54,172,174
		BO 170656	Screw-switch to case		All
		BO 170658	Lockwasher-switch to case screw	5/16-24 x 3/4	All
		BO 164179	Cover-switch case	#6	All
		BO 170656	Screw-switch case cover		All
				5/16-24 x 3/4	3

Group & Illus. No.	Plate No.	Part No.	NAME	Per Car	Models
S15-			DIRECTION INDICATOR (Cont'd)		
	4	35	BO 170658 Lockwasher-switch case cover screw #6	3	All All All All
			BO 164180 Lever-control	1	51,53,171,173
			BO 170670 Nut-control lever 1/4-20 x 3/8 acorn	1	52,54,172,174 All
			BO 164181 Knob-control lever	1	All
			BO 170066 Screw-switch case-painted 5/16-24 x 3/4	2	
			BO 170486 Screw-switch case-plated 5/16-24 x 3/4	2	All
			BO 170657 Pin-switch trip-in steering wheel #00 x 1-1/4	2	All
			BO 164846 Bar-relay mounting	1	All
			BZ 170583 Bolt-relay mounting bar 10-32 x 1	2	All
			BZ 1349 Plain washer-relay mounting bar bolt	2	
			BZ 12111 Lockwasher-relay mounting bar bolt 3/16	2	52,53,171,173
			BO 71073 Nut-relay mounting bar bolt 10-32 x 1/8	2	52,54,172,174
			BO 160265 Conduit-case to steering column bracket Painted	1	All
			BO 161706 Conduit-case to steering column bracket Plated	1	All
			BO 164249 Switch-flasher	1	All
			BO 71707 Screw-flasher switch #10 x 5/8 ST	1	All
			BZ 71260 Washer-flasher switch screw	1	All
	16	35	BO 158148 Jewel-inst panel tell tale	1	All
			BO 158149 Retainer-inst panel tell tale jewel	1	
			BO 71641 Bulb-inst panel tell tale jewel Mazda #51	1	All
			BO 165994 Relay & wires assy-direction indicator LHD	1	All
			BO 165995 Relay & wires assy-direction indicator RHD	1	All
			BZ 165835 Socket-2 holes-to dash	1	All
			BO 164083 Cap-dash socket	1	All
			BO 153675 Socket assy-inst panel light	1	All
			BO 170686 Connector-6 wire Bakelite	1	All
			BO 170425 Fuse-10 amp	1	All
			BO 165985 Wire harness-direction indicator	1	All
			BO 165987 Plug-2 prong-to dash	1	All
			BO 164081 Cap-dash plug	1	All
S16-			SPOT LIGHT		
			HA 209965 Spot light complete-LH mounting Bulb type	1	All
			HA 209966 Spot light complete-RH mounting Bulb type	1	All
			HA 208541 Spot light complete-LH mounting Sealed beam type	1	All
			HA 208542 Spot light complete-RH mounting Sealed beam type	1	All
			BO 208546 Reflector-spot light	2	All
			BO 201128 Lens-spot light	2	All
			BO 201131 Gasket-spot light lens	2	All
			BO 170689 Bulb-spot light Mazda #1323	2	All
			BO 211127 Shield-spot light bulb	2	All
			BO 208547 Sealed beam unit-spot light	2	All
			BO 201132 Rim assembly-spot light	2	All
			BO 201133 Screw & nut-spot light rim	2	All
			BO 209889 Ornament & name plate assembly-spot light	2	All
			BO 71527 Screw-spot light ornament #6 x 3/8SM	2	All
			BO 208543 Brackets assy-pair-RH mounting	1	All
			BO 208544 Brackets assy-pair-LH mounting	1	All
			BO 208545 Switch assembly-spot light Includes outside wire	1	All
S16-			FOG LAMPS, DRIVING LIGHT AND BACK-UP		
			HA 209886 Fog lamp kit complete Amberlens	1	All
			SP 209887 Sealed beam unit-fog lamp Amberlens	2	All
			BO 209888 Ring assy-sealed beam retaining	2	All
			BO 208527 Ring-inner-sealed beam mounting	2	All
			BO 201133 Screw & net assy-sealed beam retaining ring	2	All
			BO 209889 Ornament & name plate assy-fog lamp	2	All
			BO 71527 Screw-ornament #6 x 3/8SM	2	All
			BO 204506 Bracket, clamp & bolt assy-fog lamp	2	All



Group & Illus. No.	Plate No.	Part No.	NAME	Per Car	Models
S16-			FOG LAMPS, DRIVING LIGHT AND BACK-UP LIGHT		
		BO 170931	Screw-fog lamp mounting 7/16-14 x 1	2	All
		BO 209890	Washer-adjusting-fog lamp mounting	2	All
		BZ 70708	Lockwasher-adjusting-fog lamp mounting 7/16	2	All
		BO 208272	Switch assembly-fog lamp	1	All
		HA 208572	Driving light kit Clear lens	1	All
		HA 208529	Back up light kit Clear lens	1	All
		SP 208526	Sealed beam unit-driving & back up lights Clear lens	12	All
		BO 209888	Ring assy-sealed beam retaining	1-2	All
		BO 208527	Ring-inner-sealed beam mounting	1-2	All
		BO 201133	Screw & nut assy-sealed beam retaining ring	1-2	All
		BO 209889	Ornament & name plate assembly	1-2	All
		BO 71527	Screw-ornament #6 x 3/8SW	12	All
		BO 208528	Mounting clamps & bolt assy-back up light	1	All
		BO 170931	Mounting screw-driving light 7/16-14 x 1	2	All
		BO 209890	Washer-driving light mounting screw	2	All
		BZ 70708	Lockwasher-driving light mounting screw 7/ 16	2	All
		BO 208272	Switch assembly	1	All
		HA 200024	Bracket-switch mounting	1	All

Group & Illus. No.	Plate No.	Part No.	NAME	Per Car	Models
--------------------	-----------	----------	------	---------	--------



Instrument Panel

PLATE 35

Group & Illus. No.	Plate No.	Part No.	NAME	Per Car	Models
T1-			INSTRUMENT CLUSTERS AND GAUGES		
		BO 209034	Dial & bezel assy-speedometer side-Miles	LHD	1 51, 53, 58, 171, 173, 178
		BO 209038	Dial & bezel assy-speedometer side-Miles	RHD	1 51, 53, 58, 171, 173, 178
		BO 209035	Dial & bezel assy-speedometer side-Miles	LHD	1 52, 54, 172, 174
		BO 209039	Dial & bezel assy-speedometer side-Miles	RHD	1 52, 54, 172, 174
		BO 209036	Dial & bezel assy-speedometer side-Metric	LHD	1 51, 53, 58, 171, 173, 178
		BO 209040	Dial & bezel assy-speedometer side-Metric	RHD	1 51, 53, 58, 171, 173, 178
		BO 209037	Dial & bezel assy-speedometer side-Metric	LHD	1 52, 54, 172, 174
		BO 209041	Dial & bezel, assy- speedometer side-Metric	RHD	1 52, 54, 172, 174
1	35	BO 209012	Dial-speedometer side-red letters-Miles	LHD	1 51, 53, 58, 171, 173, 178
		BO 209010	Dial-speedometer side-red letters-Miles	RHD	1 51, 53, 58, 171, 173, 178
		BO 209014	Dial-speedometer side-red letters-Metric	LHD	1 51, 53, 58, 171, 173, 178
		BO 209016	Dial-speedometer side-red letters-Metric	RHD	1 51, 53, 58, 171, 173, 178
1	35	BO 209013	Dial-speedometer side-gold letters-Miles	LHD	1 52, 54, 172, 174
		BO 209011	Dial-speedometer side-gold letters-Mile	RHD	1 52, 54, 172, 174
		BO 209015	Dial-speedometer side-gold letters-Metri	LHD	1 52, 54, 172, 174
		BO 209017	Dial-speedometer side-gold letters-Metric	RHD	1 52, 54, 172, 174
		BO 209516	Finish plate-speedometer dial	LHD	1 51, 53, 58, 171, 173, 178
		BO 209517	Finish plate-speedometer dial	RHD	1 51, 53, 58, 171, 173, 178
		BO 209518	Finish plate-speedometer dial	LHD	1 52, 54, 172, 174
		BO 209519	Finish plate-speedometer dial	RHD	1 52, 54, 172, 174
3	35	BO 204182	Bezel-speedometer dial		1 All
		BO 209515	Gasket-speedometer dial	Rubber	1 All
		BO 209030	Dial & bezel assy-clock side	LHD	1 51, 53, 58, 171, 173, 178
		BO 209032	Dial & bezel assy-clock side	RHD	1 51, 53, 58, 171, 173, 178
		BO 209031	Dial & bezel assy-clock side	LHD	1 52, 54, 172, 174
		BO 209033	Dial & bezel assy-clock side	RHD	1 52, 54, 172, 174
4	35	BO 209022	Dial-clock side-red letters	LHD	1 51, 53, 58, 171, 173, 178

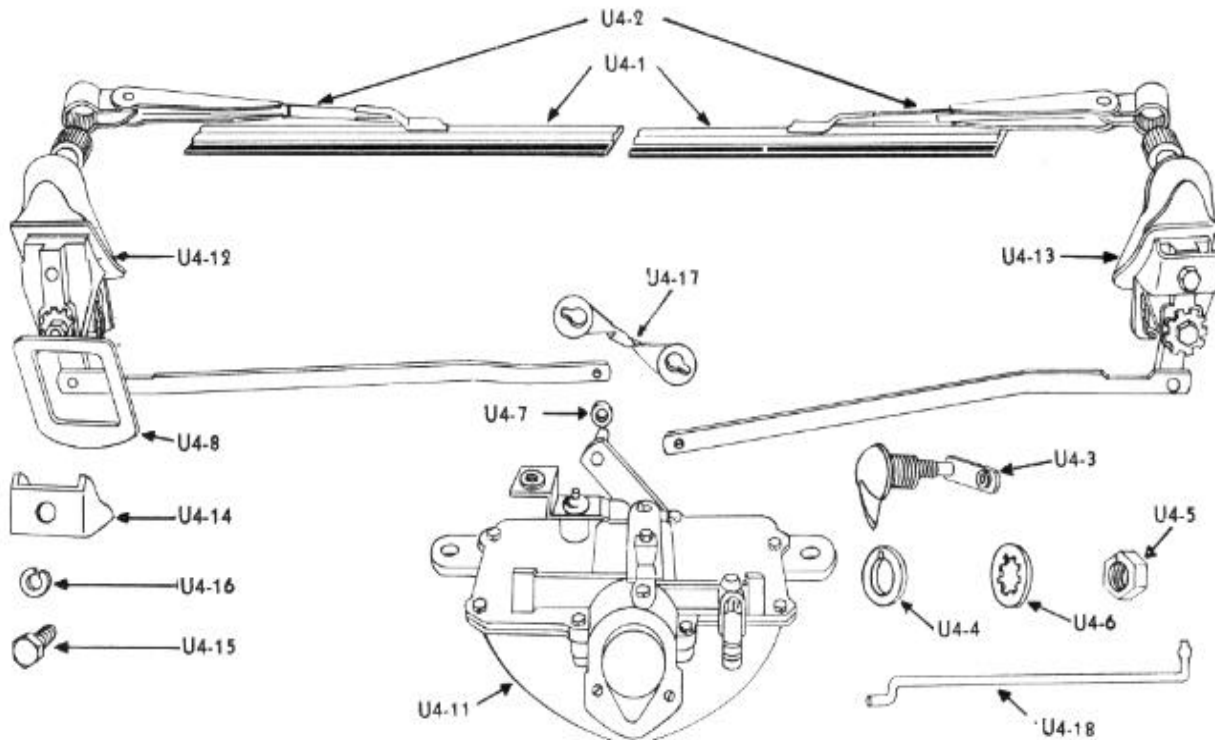
Group & Illus. No.	Plate No.	Part No.	NAME	Per Car	Models
T1-			INSTRUMENT CLUSTERS AND GAUGES (Cont'd.)		
4	35	BO 209024	Dial-clock side-red letters	RHD 1	51,53,58,171,173,178
		BO 209023	Dial-clock side-gold letters	LHD 1	52,54,172,174
		BO 209025	Dial-clock side-gold letters	RHD 1	52,54,172,174
		BO 209520	Finish plate-clock dial	LHD 1	51,53,58,171,173,178
		BO 209521	Finish plate-clock dial	RHD 1	51,53,58,171,173,178
		BO 209522	Finish plate-clock dial	LHD 1	52,54,172,174
		BO 209523	Finish plate-clock dial	RHD 1	52,54,172,174 All
6	35	BO 204182	Bezel-clock dial	1	All
		BO 209515	Gasket-clock dial	Rubber	
			NOTE - Speedometer head serviced by Stewart-Warner Corp., Chicago, Ill. For speedometer flexible shaft see K8.		
		BO 209020	Speedometer head assembly-Miles	Standard 1	All
		BO 209021	Speedometer head assembly-Metric	Standard 1	All
		BO 200338	Speedometer head assembly-Miles	With taximeter 1	All
		BO 200339	Speedometer head assembly-Metric	With taximeter 1	All
		BZ 70863	Screw-speedometer head retaining	8-32 x 1/4 6	All
		BO 170167	Lockwasher-speedometer head retaining screw	#8 6	All
		BO 85747	Clip-speedometer flexible shaft to dash	1	All
		F 209531	Indicator assembly-oil & generator	2	All
		F 209028	Gauge as sembly-gasoline	1	All
		F 209029	Gauge assembly-water temperature	1	All
		BZ 70863	Screw-gauge attaching	8-32 x 1 4 8	All
		BO 170167	Lockwasher-gauge attaching screw	#8 8	All
		BO 71073	Nut-water temp gauge	10-32 x 1/8 2	All
		BZ 70563	Lockwasher-water temp gauge	#10 2	All
		BO 71641	Bulb-oil & generator indicator	Mazda #51 2	All
		BO 142388	Lens-mileage indicator	1	All
T2-			INSTRUMENT PANEL LIGHT SOCKETS		
		BO 153675	Socket assembly-direction indicator light	1	All
		BO 161966	Socket assembly-clock lights	2	All
		BO 161967	Socket assembly-oil & gen tell tale light	2	All
		BO 161968	Socket assembly-speedo, ignition lock & beam indicator	2	All
		BO 153676	Washer-socket terminal	4	All
		BO 153678	Spring-socket terminal	AR	All
			NOTE - Above parts included in instrument harness. See also group S1.		
T3-			INSTRUMENT PANEL KNOBS, CONTROL & SWITCHES		
		BO 203994	Knob-cigar lighter	See group T5 1	All
		BO 204815	Knob-clock	See group T5 1	All
		BO 205293	Knob-radio tone control	See group U9 1	All
		BO 209936	Knob-radio tuning & trim	See group U9 1	All
		BO 209937	Knob-radio volume	See group U9 1	All
		BO 164182	Knob-hyd top control	See group HH10 1	All
		BO 204847	Push button-lighting switch	See group S13 1	All
		BO 204846	Push button-starting switch	See group S13 1	All
		BO 208272	Switch assembly-fog lamp grout	See group S16 1	All
		BO 164601	Switch assembly-weather control	See group U5 1	All
		BO 164414	Switch assembly-HDM control	See group K22 1	All
		BT 162596	Switch assembly-Overdrive	See group K9 1	All
		BZ 164407	Switch assembly-vacumotive drive	See group J3 1	All
		BO 208810	Control assembly-windshield cleaner	See group U4 1	All
		BO 47630	Lock assembly-ignition	See group S11 1	All

Group & Illus. No.	Plate No.	Part No.	NAME	Per Car	Models
T4-			INSTRUMENT PANEL GRILLE, ORNAMENTS AND COVERS		
1	35	BO 208805	Grille-instrument panel	1	All
		BO 70660	Lockwasher-instrument panel grille 3/16	4	All
		BO 71073	Nut-instrument panel grille 10-32 x 1/8	4	All
2	35	BO 208806	Screen-inst panel grille Silver	1	51,53,58
2	35	BO 208807	Screen-inst panel grille Gold	1	52-54 to serial 72436
2	35	BO 208806	Screen-inst panel grille Silver	1	S2-54 after serial 72436
2	35	BO 208806	Screen-inst panel grille Silver	1	All
		BO 170331	Speed nut-inst panel grille screen 1/8	14	All
		BO 208808	Cover-radio dial opening-without radio Silver	1	51,53,58
		BO 208809	Cover-radio dial opening-without radio Gold	1	52-54 to serial 73244
		BO 208808	Cover-radio dial opening-without radio Silver	1	52-54 after serial
		BO 208808	Cover-radio dial opening cover-without radio Silver		73244
		BZ 12349	Plain washer-radio dial opening cover	2	All
		BO 70660	Lockwasher-radio dial opening cover 3/16	2	All
		BO 71073	Nut-radio dial opening cover 10-32 x 18	2	All
		BO 209689	Name plate-radio dial opening cover "HUDSON"	1	All
		BO 170673	Speed nut-radio dial opening cover name plate 5/32	2	All
		BO 209088	Name plate-instrument panel "SUPER SIX"	1	All
		BO 209089	Name plate-instrument panel "SUPER EIGHT"	1	51,58,171,178
		BO 209090	Name plate-instrument panel "COMMODORE SIX"	1	53,173
		BO 209091	Name plate-instrument panel "COMMODORE EIGHT"	1	52,172
		BO 170889	Screw-inst panel name plate	2	54,174
		BO 170888	Speed nut-inst panel name plate screw	2	All
		BO 148782	Escutcheon-inner-steering column hole LHD	1	All
		BO 148785	Escutcheon-inner-steering column hole RHD	1	All exc Cab-CabPu
		BO 148790	Escutcheon-inner-steering column hole LED	1	All exc Cab-CabPu
		BO 148793	Escutcheon-inner-steering column hole RHD	1	Cab-CabPu
		BO 148783	Escutcheon-outer-steering column hole LHD	1	Cab-CabPu
		BO 148784	Escutcheon-outer-steering column hole RHD	1	All exc Cab-CabPu
		BO 148791	Escutcheon-outer-steering column hole LHD	1	All exc Cab-CabPu
		BO 148792	Escutcheon-outer-steering column hole RHD	1	Cab-CabPu
		BO 148799	Retainer-steering column hole escutcheon	1	Cab-CabPu
		BO 170239	Screw-steering column hole escutcheon retainer	2	All
12	35	BO 204885	Molding assembly-center-inst panel Without VD or HDM	1	All
		BO 204886	Molding assembly-center-inst panel With VD	1	All
		BO 204887	Molding assembly-center-inst panel With HDM	1	All
		BO 170512	Screw-inst panel center molding 8-32 x 1/2	2	All
		BO 71134	Lockwasher-inst panel center molding #8 CTSK	2	All
15	35	BO 204184	Molding-glove box door		
		BO 204186	Retainer-glove box door molding	2	52,54,172,174
		BO 170702	Clip-glove box door molding	8	52,54,172,174
				8	52,54,172,174
T5-			CLOCK, CIGAR LIGHTER, ASH TRAY, SWITCH SUPPOR		
1	35	HA 209095	Electric clock kit	1	51,53,58,171,173,178
1	35	BO 209092	Clock assembly-mechanical (Lux clock) Std	1	51,53,58,171,173,178
1	35	BO 209093	Clock assembly-electric (Borg clock) Std	1	52,54,172,174
1	35	BO 209093	Clock assembly-electric (Borg clock) Optional	1	51,53,58,171,173,178
		BO 206096	Clock assembly-electric (New Haven clock) Std	1	172-174
			NOTE - 206096 clock used in place of 209093 on some 1947 cars after serial 80865.		
3	35	BO 204815	Knob-clock set Ivory	1	All
		BO 211449	Wire assembly-clock end Electric clock	1	All with elec clock
		BO 206674	Connector-fuse-male half	1	All with elec clock
		BO 71266	Screw-clock attaching 10-32 x 5/16	3	All
		BZ 12111	Lockwasher-clock attaching screw 3/16	3	All
				1	All with elec clock
		BO 163185	Wire assy-elec clock feeder-for Borg clock LHD	1	All with elec clock
		BO 166105	Wire assy-elec clock feeder-for Borg clock RHD		

Group & Illus. No.	Plate No.	Part No.	NAME	Per Car	Models
T5-			CLOCK, CIGAR LIGHTER, ASH TRAY, SWITCH SUPPORT (Cont'd.)		
		BO 166683	Wire assy-elec clock feeder-New Haven clock LHD	1	All with elec clock
		BO 166685	Wire assy-elec clock feeder-New Haven clock RHD	1	All with elec clock
		BO 161925	Connector-fuse holder Borg clock	1	All with elec clock
		BO 166689	Connector-fuse holder New Haven clock	1	All with elec clock
		BO 161926	Terminal-connector Borg clock	1	All with elec clock
		BO 166690	Terminal-connector New Haven clock	1	All with elec clock
		BO 161927	Spring-terminal Borg clock	1	All with elec clock
		BO 166692	Spring-terminal New Haven clock	1	All with elec clock
		BO 161928	Washer-terminal Borg clock	1	All with elec clock
		BO 170691	Fuse-electric clock 3 amp	1	All with elec clock
		BO 163203	Insulator-fuse Borg clock	1	All with elec clock
		BO 166691	Insulator-fuse New Haven clock	1	All with elec clock
		BO 71550	Bulb-clock light	1	All
		HA 209770	Cigar lighter assembly-inst panel Optional	1	
		HA 209770	Cigar lighter assembly-inst panel Standard	1	51,53,58,171,173,178
		BO 203995	Element & knob assy-cigar lighter	1	52,54,172,174
		BO 142146	Element-cigar lighter	1	All
		BO 203994	Knob-cigar lighter Ivory	1	All
		BO 209772	Base & wire assy-cigar lighter	1	All
		BO 209772	Base & wire assy-cigar lighter	1	All
		BO 209773	Clamp-cigar lighter base	1	AU
		BO 18166	Terminal-cigar lighter wire 3/16" spade	2	All
		BO 31548	Insulator-cigar lighter wire Rubber	2	All
10	35	BO 208646	Ash receiver complete-inst panel Grained	1	All
		BO 204501	Ash receiver complete-inst panel Painted	1	Cab-CabPu
		BO 147513	Bumper-ash receiver cover	2	All exc Cab-CabPu
		BO 203991	Knob-ash receiver cover Ivory	1	Cab-CabPu
		BO 147514	Retainer-ash receiver cover knob	2	All
		BO 200010	Support-accessory switch brackets	1	All
		BO 170367	Screw-support to inst panel- 10-32 x 1/2	2	All
		BO 170395	Lockwasher-support to inst panel screw 3/16	2	All
		BO 200028	Bracket-hyd top lift switch	1	All
		BO 200020	Bracket-cigar lighter	1	All
		BO 200024	Bracket-fog, driving & back up light switch	AR	All
		BO 71266	Screw-switch bracket attaching 10-32 x 5/16	AR	CvBro
		BO 170395	Lockwasher-switch bracket attaching screw 3/16	AR	All
		BO 206270	Kit-switch bracket (1-200024,2 ea 71266-170395)	1	All All All
T6-			GLOVE BOX AND DOORS		
		BO 147445	Glove box assembly LHD	1	All
		BO 147446	Glove box assembly RHD	1	All
		BO 170471	Screw-glove box to inst panel #8 x 1/2 SM	10	All
		BO 170513	Spring nut-glove box to inst panel screw #8	10	All
		BO 208642	Door assembly-glove box-RH-grained LHD	1	51,53,171,173
		BO 208643	Door assembly-glove box-LH-grained LHD	1	51,53,171,173
		BO 209250	Door assembly-glove box-RH-grained RHD	1	51,53,171,173
		BO 209251	Door assembly-glove box LH-grained RHD	1	5153,171,173
		BO 208644	Door assembly-glove box-RH-grained LHD	1	52,54,172,174
		BO 208645	Door assembly-glove box-LH-grained LHD	1	52,54,172,174
		BO 209256	Door assembly-glove box-RH-grained RHD	1	52,54,172,174
		BO 209257	Door assembly-glove box-LH-grained RHD	1	52,54,172,174
		BO 209648	Door assembly-glove box-RH-painted LHD	1	Cab-CabPu
		BO 209649	Door assembly-glove box-LH-painted LHD	1	Cab-CabPu
		BO 209650	Door assembly-glove box-RH-painted RHD	1	Cab-CabPu
		BO 209651	Door assembly-glove box-LH-painted RHD	1	Cab-CabPu
		BO 147403	Hinge & pin assembly-glove box door Body half	1	All
		BO 170521	Pin-door hinge	2	All
		BO 147401	Hinge-glove box door Door half-inner	1	All
		BO 147402	Hinge-glove box door Door half-outer	1	All

Group & Illus. No.	Plate No.	Part No.	NAME	Per Car	Models
T6-			GLOVE BOX AND DOORS (Cont'd.)		
		BO 18447	Screw-hinge to glove box door 10-32 x 5/8	4	All
		BO 170395	Lockwasher-hinge to glove box door screw 3/16	4	All
		BZ 71260	Plain washer-hinge to glove box door screw	4	All
		BO 170367	Screw-hinge to inst panel 10-32 x 1/2	3	All
		BO 70109	Lockwasher-hinge to inst panel screw-ends 1/4	2	All
		BZ 71730	Lockwasher-hinge to inst panel screw-center	1	All
		BZ 71260	Plain washer-hinge to inst panel screw-center	1	All
		BO 200101	Bumper-glove box door hinge	2	All
		BO 142217	Bumper-outer-glove box door	2	All
		BO 142218	Bumper-inner-glove box door	2	All
		BO 170512	Screw-LH side-glove box door bumper 8- 8-32 x 1/2	2	All
		BO 170703	Screw-RH side-glove box door bumper #8 x 5/8 SM	2	All
		BO 71672	Speed nut-glove box door bumper screw 2 x 7/8	2	All
		BO 170513	Spring nut-glove box door bumper screw 8-32 x 5/8	2	All
		BO 70350	Plain washer-glove box door bumper	4	All
		BO 147221	Spring-glove box door	1	All
		BO 147404	Bracket-glove box door support	1	All
		BO 170367	Screw-support bracket to inst panel 10-32 x 1/2	3	All
		BO 70660	Lockwasher-support bracket to inst panel screw 3/16	3	All
		BO 71073	Nut-support bracket to inst panel screw 10-32 x 1/8	3	All
		BO 71654	Screw-support bracket to door 10-32 x 13/16	2	All
		BO 12349	Plain washer-support bracket to door screw	2	All
		BO 70660	Lockwasher-support bracket to door screw 3/16	2	All
		BO 147220	Clip-stationary door retaining	1	All
		BO 170356	Bolt-stationary door retaining clip 8-8-32 x 3/8	2	All
		BO 170167	Lockwasher-stationary door retaining clip bolt #8	2	All
		BO 7762	Plain washer-stationary door retaining clip bolt	2	All
		BO 147222	Striker plate-glove box door lock	1	All
		BO 170367	Screw-striker plate 10-32 x 12	2	All
		BO 70660	Lockwasher-striker plate screw 3/16	2	All
		BO 7762	Plain washer-striker plate screw	2	All
15	33	BO 147224	Lock, cylinder & keys assembly-glove box door	1	All
		BO 147223	Lock assembly-less cylinder	1	All
		BO 147227	Cylinder & keys assembly	1	All
		BO 45986	Key-lock cylinder Specify key No	2	All
		BO 200295	Catch-lock	1	All
		BO 200296	Rod-lock catch operating	1	All
		BO 200297	Spring-lock catch	1	All
		BO 147226	Cylinder-glove box door lock Not coded	1	All
		BO 147228	Sleeve-lock retaining	1	All
		BO 71706	Screw-lock retaining 6-32 x 5/16	1	All
		BO 71679	Lockwasher-lock retaining screw #6	1	All
		HA 29729	Glove box light-automatic Service accessory	1	All

Group & Illus. No.	Plate No.	Part No.	NAME	Per Car	Models
U1			TOOLS		
		BZ 164636	Tool kit	1	All exc Cab-CabPu
		BZ 165158	Tool kit	1	Cab-CabPu
		BZ 151430	Tool bag assembly-less tools	1	All
		BZ 164593	Screw assembly-bumper jack	1	All
		BZ 157668	Base-bumper jack	1	All
		BZ 166080	Base-bumper jack	1	All
		BZ 166079	Ratchet assembly-bumper jack	1	All
		BZ 40693	Jack-Axle type	1	Cab-CabPu
		BZ 151578	Handle-axle type jack	1	Cab-CabPu
		BZ 46172	Adapter-axle type jack handle	1	Cab-CabPu
		BZ 153401	Extension-Axle type jack handle	1	Cab-CabPu
		BZ 160285	Hub bolt wrench and bumper jack handle	1	All
		HA 301674	Hydraulic jack complete	1	All
			Service		
U4-			WINDSHIELD CLEANER		
1	36	HA 142398	Blade-windshield cleaner	2	All exc CvBro
1	36	HA 141819	Blade-windshield cleaner	2	CvBro
1	36	HA 136456	Blade-windshield cleaner-Service	2	All exc CvBro
1	36	HA 122528	Blade-windshield cleaner-Service	2	CvBro
2	36	BO 148728	Arm and spring assembly-W/S cleaner	2	All exc CvBro
2	36	BO 148729	Arm and spring assembly-W/S cleaner	2	CvBro
3	36	BO 204175	Control assembly-W/S cleaner	1	All without radio
3	36	BO 208810	Control assembly-W/S cleaner	1	All with radio



Windshield Cleaner  
PLATE 36

Group & Illus. No.	Plate No.	Part No.	NAME	Per Car	Models
U4-			WINDSHIELD CLEANER (Cont'd.)		
3	36	BO 208810	Control assembly-W/S cleaner  NOTE - Control assembly 208810 became effective on all cars, with or without radio, on May 21, 1946, with approximate car serial No. 28183.	1	All without radio
4	36	BO 148159	Gasket-W/S cleaner control	1	All
5	36	BO 170524	Nut-W/S cleaner control	1	All
6	36	BO 170002	Lockwasher-W/S cleaner control	1	All
7	36	BO 117034	Felt washer-W/S cleaner connecting link	2	All
8	36	BO 141804	Rubber gasket-W/S cleaner chain housing	2	All
		BO 117495	Tubing-W/S cleaner-with standard fuel pump 43-1/2"	1	All
		BO 148163	Tubing-W/S cleaner-with combination fuel pump 53"	1	All
		BO 71605	Screw-W/S motor attaching 10-32 x 1/2	2	All
		BO 170395	Lockwasher-W/S motor attaching screw 3/16	2	All
		HA 210874	Windshield washer kit Service	1	All
		HA 209976	Solvent-windshield washer 6 oz bottle	AR	All
11	36				
11	36		NOTE - The following windshield cleaner parts are not supplied by Hudson Motor Car Company, but may be obtained from Trico Products Corp., Buffalo, N.Y. or their authorized service outlets. Trico symbols are shown.		
12	36	65103	Motor assembly-1st type	1	All
13	36	65103-2	Motor assembly-2nd type-after car No. 31-10217	1	All
13	36	79057-5J	Shaft with lever	1	All
13	36	R-76235-J	Paddle assembly	1	All
14	36	SP-1082-1A	Motor renewal parts set	1	All
15	36	SP-1083-1A	Linkage repair set	1	All
16	36	78170-17	Motor kicker	1	All
17	36	78662-1C	Chain housing and linkage-drivers side-1st type	1	All
18	36	78662-2C	Chain housing and linkage-drivers side-2nd type	1	All
		78663-1C	Chain housing and linkage-passenger side-1st type	1	All
		78663-2C	Chain housing and linkage-passenger side-2nd type	1	All
U5-		78665-J	Clamp bracket-chain housing	2	All
		634-24-J	Hex head screw-clamp bracket	2	All
		2328-24J	Lockwasher-clamp bracket screw	2	All
		76125-J	Retainer assembly-connecting link	1	All
		79138	Control wire	1	All
			HUDSON WEATHER-CONTROL Optional on all Models		
		HA 165852	Weather-Control complete-includes defroster Gray	1	All
		BO 166735	Core and seal assy-Weather-Control	1	All
		BO 163569	Core assembly-Weather-Control	1	All
		BO 161439	Core tube-hose connection	1	All
		BO 163555	Motor assembly	1	All
		BO 163560	Gasket-motor mounting	1	All
		BO 159070	Grommet-motor mounting	2	All
		BO 163556	Fan and blower assembly	1	All
		BO 163564	Set screw-fan and blower	1	All
		BO 163559	Door assembly	1	All
		BO 163561	Spring-door	3	All
		BO 164601	Knob-door and control arm Ivory	2	All
		BO 164241	Switch assembly	1	All
		BO 163568	Fresh air filter	1	All
		BO 161445	Staple-fresh air filter	3	All
		BO 170623	Screw-heater to air duct #12 SM	6	All
		BO 170214	Nut-heater to air duct screw #12 Spr	6	All
		BO 71123	Plain washer-heater to air duct screw	6	All
		BO 161447	Seal-water tube to dash-1/2" ID Sponge rubber	2	All
		BO 161991	Seal-core duct Sponge rubber	2	All
		BO 159079	Hose 72" long	1	All
		BO 159080	Hose clamp	4	All



Group & Illus. No.	Plate No.	Part No.	NAME	Per Car	Models
U5-			HUDSON WEATHER-CONTROL (Cont'd.)		
		BM 2397	Strap-for hose	1-2	All
		BO 159081	Nipple 3/8" pipe, 1-7/8 long	1	All
		BO 163567	Drain hose	1	All
		BO 163558	Jumper wire	1	All
		BO 161442	Water shut off valve assembly	1	All
		BO 164826	Stem and disc assembly-shut off valve	1	All
		BO 164827	Crank and swivel assembly-shut off valve	1	All
		BO 18116	Set screw-shut off valve	1	All
		BO 163565	Bowden wire-to operate shut off valve	1	All
		BO 161435	Clamp-for Bowden wire	1	All
		BO 163650	Sleeve-for Bowden wire Rubber 14" long	1	All
		BO 163609	Control arm replacement kit Service	1	All
		BO 160938	Outlet elbow-at instrument panel For Defroster	2	All
		BO 170415	Bolt-outlet elbow attaching #10-32 x 5/8	2	All
		BO 170416	Bolt-outlet elbow attaching #10-32 x 2-3/8	2	All
		BO 70681	Lockwasher-outlet elbow attaching bolt 3/16"	4	All
		BO 164237	Hose-defroster-gray-21" long	2	All
		BO 163562	Elbow-heater outlet For Defroster	2	All
U6-			RADIO ASSEMBLIES AND MOUNTING PARTS		
		HA 208815	Radio complete kit-1st type Domestic	1	All 1946
		HA 207297	Radio complete kit-1st type Export	1	All 1946
		HA 206982	Radio complete kit-2nd type Domestic	1	All 1947
		HA 206998	Radio complete kit-2nd type Export	1	All 1947
			NOTE - First type radios have foot control for volume, station selector and muter. Second type radio foot switch is selector and muter only.		
		BO 204021	Bracket-radio to instrument panel	1	All
		BZ 70782	Bolt-bracket to body 1/ 4-20 x 3/ 4	1	All
		BO 71730	Lockwasher-bracket bolt 1/4	1	All
		BO 12857	Plainwasher-bracket bolt 17/ 64	1	All
		BZ 70874	Nut-bracket bolt 1/ 4-20 x 1/ 4	1	All
		BO 205289	Wing nut-radio mounting	1	All
		BO 205283	Flange nut-radio mounting	2	All
		BO 209694	Name plate-radio	1	All
		BO 209560	Escutcheon-radio	1	All
U7-			RADIO CONDENSERS AND RESISTORS		
		BO 204900	Condenser-.0001 Mfd-600V 22-162	2	All
		BO 204901	Condenser-1 Mfd-400V 22-170	1	All
		BO 204902	Condenser-.00025 Mfd-600V 22-182	1	All
		BO 204904	Condenser-.05 Mfd-200V 22-250	1	All
		BO 204905	Condenser-.005 Mfd-600V 22-838	1	All
		BO 204906	Condenser-.005 Mfd-200V 22-906	1	All
		BO 204907	Condenser-.5 Mfd-120V 22-908	2	All
		BO 204910	Condenser-.01 Mfd-600V 22-1170	1	All
		BO 204915	Condenser-.004 Mfd-600V 22-1244	1	All
		BO 209577	Condenser-.1 Mfd-200V 22-190	1	All
		BO 209578	Condenser-10 Mfd-300V, 20 Mfd-350V, 20 Mfd-25V 22-1387	1	All
		BO 209579	Condenser-008 Mfd-1600V 22-1448	1	All
		BO 209580	Condenser-Antenna trimmer 22-1462	1	All 1946
		BO 209581	Condenser-oscillator trimmer 22-1378	1	All
		BO 209582	Condenser-detector trimmer 22-1377	1	All
		BO 209583	Condenser-R.F. trimmer 22-1376	1	All
		BO 209584	Condenser-001 Mfd 22-1169	1	All
		BO 209585	Condenser-250 Mfd 22-1136	1	All
		BO 209587	Condenser-003 Mfd 22-1180	1	All
		BO 209754	Condenser-01 Mfd 22-1466	1	All
		BO 209919	Condenser-350 Mfd-compensator 22-1478	1	All
		BO 206660	Condenser-antenna trimmer 22-1679	1	All 1947
		BO 206741	Condenser-100 Mfd-500V 23-365	1	All 1947
		BO 206742	Condenser-two section-electrolytic 22-1644	1	All 1947

Group & Illus. No.	Plate No.	Part No.	NAME	Per Car	Models
U7-			RADIO CONDENSERS AND RESISTORS (Cont'd.)		
		BO 206661	Resistor-15 Meghoms-1/4 watt	63-1406	1 All 1947
		BO 206743	Resistor-22000 Ohm-1/4 watt	63-1395	1 All 1947
		BO 207939	Resistor-618 Meghoms-1/4 watt	63-1416	1 All
		BO 206744	Resistor-56000 Ohm-1/4 watt	63-1431	1 All 1947
		BO 207940	Resistor-47000 Ohms-1/4 watt	63-1417	1 All
		BO 208000	Resistor-18000 Ohms-1/4 watt	63-1411	1 All
		BO 208649	Resistor-120 Ohms-1/2 watt-insulated	63-1410	1 All
		BO 208709	Resistor-100 Ohms-1/4 watt	63-1414	1 All
		BO 209920	Resistor-1800 Ohms-2 watt-insulated	63-1368	1 All
		BO 209921	Resistor-270 Ohms-1/4 watt	63-1369	1 All
		BO 209922	Resistor-1 Meghom-1/4 watt	63-1390	2 All
		BO 209923	Resistor-330,000 Ohms-1/4 watt	63-1392	4 All
		BO 209924	Resistor-470 Ohms-1/4 watt	63-1393	1 All
		BO 209925	Resistor-10 Ohms-1/4 watt	63-1394	1 All
		BO 209926	Resistor-68,000 Ohms-1/4 watt	63-1396	1 All
		BO 209928	Resistor-33,000 Ohms-1 watt-insulated	63-1398	1 All
		BO 209929	Resistor-82 Ohms-1/2 watt	63-1399	2 All
		BO 209930	Resistor-15 Meghoms-1/4 watt	63-1400	1 All 1946
		BO 209931	Resistor-15000 Ohms-1/2 watt	63-1401	1 All
		BO 207877	Control-sensitivity	63-1379	1 All
		BO 209672	Control switch assy-volume-1st type	63-1334	1 All 1946
		BO 206996	Control switch assy-volume-2nd type		All 1947
U8-			CHASSIS PARTS		
		BO 204935	Cable-battery-set to fuse	52-202	1 All
		BO 209551	Cable-battery-fuse to fuse block	52-254	1 All
		BO 209968	Cable and plug assy-speaker	52-279	1 All
		BO 209745	Socket-vibrator	78-281	1 All
		BO 209683	Socket-foot switch cable plug-1st type	78-551	1 All 1946
		BO 206997	Socket-foot switch cable plug-2nd type		1 All 1947
		BO 209746	Socket-eight contact tubes	78-596	1 All
		BO 209934	Socket, bracket & terminal assy-antenna	S-11310	1 All
		BO 209747	Switch-on and off	85-339	6 All
		BO 209566	Switch assy-manual automatic selector-1st type	S-11269	1 All 1946
		BO 206658	Switch assy-manual automatic selector-2nd type	S-11270	1 All 1946
		BO 209686	Vibrator assy	190-20	1 All
		BO 209748	Cushion-vibrator	93-456	1 All
		BO 209684	Transformer-power	95-914	1 All 1946
		BO 206662	Transformer-power	95-1023	1 All 1947
		BO 209685	Transformer-output	95-915	1 All 1946
		BO 206663	Transformer-output	95-1026	1 All 1947
		BO 209569	Transformer-1st R.F.	95-916	1 All
		BO 209570	Transformer-2nd R.F.	95-917	1 All
		BO 204890	Choke-main hash	20-213	1 All
		BO 209568	Coil-oscillator series	S-11229	1 All
		BO 209576	Coil assy-oscillator shunt	S-11231	1 All 1946
		BO 206657	Coil assy-oscillator shunt	S-13646	1 All 1947
		BO 209574	Coil assy-oscillator tuning	S-12053	1 All
		BO 206668	Coil assy-LH-oscillator & converter	S-11040	1 All 1947
		BO 209571	Coil assy-motor noise choke	S-11232	1 All
		BO 209572	Coil assy-antenna, R.F., detector tuning	S-12060	1 All
		BO 206669	Coil assy-RH-R.F.	S-13650	1 All 1947
		BO 18269	Fuse-20 amp	136-12	3 All 1946
		BO 206986	Fuse tray-10 amp	136-14	1 All 1947

Group & Illus. No.	Plate No.	Part No.	NAME	Per Car	Models
U9-			TUNING AND CONTROL PARTS		
		BO 209738	Dial drum and bracket assy	S-11313	1 All
		BO 209682	Scale-dial	26-337	1 All
		BO 204040	Pointer-dial	59-158	1 All
		BO 209740	Socket & wires assy-dial light	S-11976	1 All
		BO 171113	Bulb-dial light	Mazda #44	1 All
		BO 209691	Disc-indexing	34-132	1 All
		BO 209692	Gear-ratchet	34-133	1 All 1946
		BO 206664	Gear-ratchet	34-158	1 All 1947
		BO 209697	Spring-ratchet gear return	80-336	1 All
		BO 209695	Spring-indexing gear return	80-329	1 All
		BO 209789	Gear-volume control	34-135	1 All
		BO 204025	Gear and shaft assy-tuning	S-11052	1 All
		BO 209700	Spring-tuning shaft	80-342	1 All
		BO 209567	Solenoid assembly	S-10829	1 All
		BO 209701	Spring-solenoid switch	80-343	1 All
		BO 209702	Spring-solenoid switch contact	80-344	1 All
		BO 209706	End plug and bracket assy-solenoid	S-10826	1 All
		BO 209708	Cross arm assy	S-10836	1 All 1946
		BO 206656	Cross arm assy	S-13649	1 All 1947
		BO 209739	Mounting plate & lever assy	S-11494	1 All
		BO 209698	Spring-lever return	80-340	1 All
		BO 209707	Ratchet and bracket assy	S-10831	1 All
		BO 209696	Spring-cam lever return	80-332	1 All
		BO 209699	Spring-kick off	80-341	1 All
		BO 209799	Adjusting spring and core	149-44	1 All
		BO 209709	Turret assembly	S-11082	1 All
		BO 209705	Lock ring-turret screw	188-45	1 All
		BO 209553	Knob-selector	46-581	1 All
		BO 209681	Spring-selector knob return	80-331	1 All
		BO 205293	Knob-tone control	46-459	1 All
21	35	BO 209937	Knob assy-volume control	S-12272	1 All
20	35	BO 209936	Knob assy-tuning and trim control	S-12271	1 All
		BO 209752	Spring-knob retaining	80-232	1 All
		BO 209703	Spring-knob return	80-425	1 All
		BO 208812	Foot switch & cable assy-less cap-1st type-LHD	S-11758	1 All 1946
		BO 207298	Foot switch & cable assy-less cap-1st type-RHD	S-11922	1 All 1946
		BO 209663	Cap-foot switch-to car #33-76797-1st type only-LHD		1 All 1946
		BO 206994	Foot switch & muter assy-2nd type-LHD		1 All 1947
		BO 206995	Foot switch & muter assy-2nd type-RHD	112-310	1 All 1947
		BO 170687	Screw-foot switch		3 All
U10-			SPEAKER		
		BO 208826	Speaker	49-538	1 All 1946
		BO 206666	Speaker	49-586	1 All 1947
		BO 209751	Cone & voice coil assy-speaker	208-538	1 All 1946
		BO 206667	Cone & voice coil assy-speaker		1 All 1947
		BO 204024	Gasket-speaker	196-53	1 All
		BO 205287	Screw-speaker	114-8S	4 All
		BO 205288	Screw-upper-speaker	114-167	2 All
		BO 170567	Nut-speaker screw	54-30	4 All
		BO 209968	Cable & plug-speaker	52-279	1 All
		BO 204022	Cover plate-speaker	57-945	1 All
		BO 70465	Lockwasher-speaker to cover plate		4 All
		BO 204020	Support-speaker to instrument panel	12-937	1 All
		BZ 70872	Bolt-support	114-168	2 All
		BZ 71730	Lockwasher-support bolt	93-161	2 All
		BZ 70563	Lockwasher-speaker to support		2 All
		BO 12857	Plain washer-support bolt	93-577	2 All
		BZ 70874	Nut-support bolt	54-157	2 All

Group & Illus. No.	Plate No.	Part No.	NAME	Per Car	Models
U11-		130	SUPPRESSOR EQUIPMENT		
		BO 205281	Suppressor-distributor	1	All
		BO 152021	Condenser-25 Mfd-temp gauge	1	All
		BO 208592	Condenser-5 Mfg-generator and ignition coil	2	All
		BO 205282	Ground clip-hood	1	All
		BO 170304	Screw-hood ground clip	1	All
		BO 204481	Ground strap assy-cylinder head to dash	1	All
		BO 71707	Screw-ground strap to dash	1	All
	BO 170395	Lockwasher-ground strap to dash screw	1	All	
U12-			ANTENNA		
		HA 205451	Antenna kit-vacuum type	Service	1 All
		BO 200319	Ball tip-antenna		1 All
		BO 201089	Pad-rubber-antenna to cowl		1 All
		BO 201089	Insulator-bakelite		1 All
		BO 201090	Flat washer-upper		1 All
		BO 201091	Hexagon nut		1 All
		BO 201092	Seal-leather		1 All
		BO 201093	Spring-seal		1 All
		BO 201094	Seat-seal		1 All
		HA 209558	Antenna kit-66" telescopic	Service	1 All
		HA 209762	Antenna kit-92-1/2" telescopic	Service	1 All
		BO 209758	Leading and shielding loom assy		1 All
		BO 209759	Antenna & mounting assy-for 209558		1 All
		BO 209763	Antenna & mounting assy-for 209762		1 All
		BO 161243	Pad-rubber-antenna to cowl		1 All
		BO 170925	Nut-antenna mounting		1 All
		BO 170926	Washer-mounting nut		1 All
		BO 209918	Eye bolt-upper-antenna		1 All
		BO 71520	Plug-metal-antenna hole	4-1/64"	AR All
	BO 133719	Plug-rubber-antenna hole	1/2"	AR All	
U20-			SERVICE REPAIR PARTS KITS		
		F 159519	Rebushing kit-spindle support	Group A1	1 All
		F 165143	Tie rod end kit	Group A6	1 All
		F 163411	Brake shoe & lining kit-std-2 wheels-10" brakes	Group C2	2 51,52,171,172
		F 163412	Brake shoe & lining kit-std-2 wheels-11" brakes	Group C2	2 53,54,58,173,174,178
		F 163413	Brake lining & rivets kit-2 wheels-10" brakes	Group C2	2 51,52,171,172
		F 163414	Brake lining & rivets kit-2 wheels-11" brakes	Group C2	2 53,54,58,173,174,178
		F 166734	Brake shoe & lining kit-.030 O/S-2 wheels-10" brakes	Group C2	2 51,52,171,172
		F 166735	Brake shoe & lining kit-.030 O/S-2 wheels-11" brakes	Group C2	2 53,54,58,173,174,178
		F 163610	Repair parts kit-master cylinder	Group C12	1 All
		F 158434	Repair parts kit-wheel cylinder	Group C6	4 All
		F 165762	Shackle & rebushing kit-RH-rear spring	Group F4	1 All
		F 165763	Shackle & rebushing kit-LH-rear spring	Group F4	1 All
		F 165163	Extra leaf kit-for 164023 & 164024 springs	Group F1	1 All
		BZ 163570	Shock absorber kit-rear	Group F11	1 Cab,CabPu
		F 165798	Gasket kit-engine overhaul	Group H1	1 Six cylinder
		F 166707	Gasket kit-engine overhaul	Group H1	1 Eight cylinder
		C 166600	Installation parts kit-skeleton engine	Group H1	1 Six cylinder
			Piston ring sets	Group H9	
		F 161739	Gasket kit-valve cover	Group H11	1 Six cylinder
	F 163526	Gasket kit-valve cover	Group H11	1 Eight cylinder	
	F 166286	Repair parts kit-water pump	Group H14	1 All	
	F 165907	Timing gear replacement set-aluminum	Group H15	1 Six cylinder	
	F 166320	Clutch driving plate kit-9" clutch	Group J1	1 Six cylinder	
	F 165613	Gasket kit-transmission	Group K1	1 All	

Group & Illus. No.	Plate No.	Part No.	NAME	Per Car	Models
U20-			SERVICE REPAIR PARTS KITS (Cont'd.)		
		BT 164483	Shift lock kit-transmission-less HDM	Group K7	1 All
		BT 164484	Shift lock kit-transmission-with HDM	Group K7	1 All
		F 164369	Repair parts kit-universal joint	Group L1	1 All
		F 160313	Ignition wire kit-spark plugs	Group S1	1 Six cylinder
		F 43538	Ignition wire kit-spark plugs	Group S1	1 Eight cylinder All
		F 160939	Fuse kit-contains 5-30 amp fuses	Group S1	AR All
		BO 163609	Control arm kit-weather control	Group U5	1 All
U22-			SERVICE ACCESSORIES		
		HA 200475	Accessories display board		
		HA 209733	Automatic utility lamp kit	1	All
		HA 208529	Back-up light kit	1	All
		HA 166704	Battery filler-automatic	1	All
		HA 166705	Battery charger-home type	1	All
		HA 209984	Bumper extensions and guards-front & rear	1	51,53,171,173
		HA 204960	Bumper fender guard kit-front	1	58,178
		HA 209770	Cigar lighter	1	51,53,58,171,173,178
		HA 209095	Clock kit-electric	1	51,53,58,171,173,178
		HA 206195	Compass-auto	1	All
		HA 166082	Direction indicator kit-painted	1	51,53,171,173
		HA 166083	Direction indicator kit-plated	1	52,54,172,174
		HA 208572	Driving lamp kit-set of two	1	All
		HA 301619	Exhaust deflector	1	All
		HA 206530	Fender lamp kit	1	51,53,58,171,173,178
		HA 206230	Fire extinguisher-pump type-qt. size	1	All
		HA 209886	Fog lamp kit-set of two	1	All
		HA 165599	Gasoline tank lock cap-hinge type-key	1	All
		HA 166738	Gasoline tank lock cap-electric	1	All
		HA 209729	Glove box light-automatic	1	All
		HA 165868	Horn ring kit-17" wheel	1	51,53,58,171,173,178
		HA 164849	Horn kit-twin air electric	1	58,178
		HA 163851	Hill-hold kit-hydraulic	1	All
		HA 164539	Hub cap kit-16" wheel-set of four	1	51,53,58,171,173,178
		HA 165593	Hub cap kit-15" wheel-set of four	1	51,53,171,173
		HA 165852	Heater-Weather control	1	All
		HA 301674	Hydraulic jack	1	All
		HA 206199	License plate frame-set of two	1	All
		HA 206675	License plate frame-size A	AR	All
		HA 206676	License plate frame-size B	AR	All
		HA 206677	License plate frame-size C	AR	All
		HA 206678	License plate frame-size D	AR	All
		HA 206679	License plate frame-size G	AR	All
		HA 216652	License plate frame-size H	AR	All
		HA 206680	License plate frame-size I	AR	All
		HA 206681	License plate frame-size J	AR	All
		HA 206682	License plate frame-size K	AR	All
		HA 206683	License plate frame-size L	AR	All
		HA 206684	License plate frame-size BB	AR	All
		HA 206685	License plate frame-size CC	AR	All
		HA 206236	Magnalite-emergency trouble light	1	All
		HA 206971	Mirror-outside mount	1-2	All
		BO 148869	Mirror-RH-outside mount	1	CabCabPu
		BO 148870	Mirror-LH-outside mount	1	CabCabPu
		HA 207925	Mirror-large oval inside	1	All
		HA 207299	Mirror-vanity	1	All

Group & Illus. No.	Plate No.	Part No.	NAME	Per Car	Models
U22-			SERVICE ACCESSORIES (Cont'd.)		
		HA 161040	Oil filter kit	1	All
		HA 161007	Oil filter cartridge	1	All
		HA 206982	Radio kit complete-less antenna-Domestic	1	All
		HA 206998	Radio kit complete-less antenna-Export	1	All
		HA 209558	Radio antenna-66" telescopic	1	All
		HA 209762	Radio antenna-92-1/2" telescopic	1	All
		HA 205451	Radio antenna-vacuum	1	All
		BO 206972	Radio converter kit-short wave	1	All
		HA 209807	Seat covers-front and rear	1	Bro
		HA 209808	Seat covers-front and rear	1	51-53-171-173 Sed
		HA 209810	Seat covers-front and rear	1	52-54-172-174 Sed
		HA 209809	Seat covers-front and rear	1	All ClubCpes
		HA 209805	Seat covers-front only	1	All Bro-ClubCpe
		HA 209806	Seat covers-front only	1	All Sedans-3Cpes
		HA 206342	Seat covers-front and rear	1	All Bro
		HA 206343	Seat covers-front and rear	1	51-53-171-173 Sed
		HA 206344	Seat covers-front and rear	1	All ClubCpes
		HA 206345	Seat covers-front and rear	1	52-54-172-174 Sed
		HA 206340	Seat covers-front only	1	All Bro-ClubCpe
		HA 206341	Seat covers-front only	1	All Sedan-3Cpe
		HA 207200	Seat covers-front and rear-Blue woven plastic	1	52-54-172-174 Sed
		HA 165733	Steering wheel kit-18" wheel	1	51,53,58,171,173,178
		HA 209965	Spotlight-LH	1	All
		HA 209966	Spotlight-RH	1	All
		HA 209728	Trunk light-automatic	1	All
		HA 209730	Under hood light-automatic	1	All
		HA 166023	Vacumotive drive kit-less OD	1	Six cyl
		HA 166024	Vacumotive drive kit-less OD	1	Eight cyl
		HA 166025	Vacumotive drive kit-with O/D	1	Six cyl
		HA 166026	Vacumotive drive kit-with O/D	1	Eight cyl
		HA 134987	Visor kit-hinge type	1	51,53,171,173
		HA 205092	Visor kit-swivel type	1	All
		HA 207889	Visor-polaroid day driving	1	All
U23-		HA 164799	Wheel trim ring kit-16" wheel	1	All
		HA 165952	Wheel trim ring kit-15" wheel	1	All
		HA 209974	Windshield washer kit	1	All
		HA 207774	Windshield cleaner arms and blade service kit		
		HA 303719	Tire chains (6.00-16 or 6.50-15)-pair		
		HA 303720	Tire chains (7.10-15)-pair		
		HA 303721	Tire chains (6.50-16 or 7.60-15)-pair		
		HA 303722	Tire chains (6.00, 6.50, 7.10 or 7.60) Strap-On		
			SHOP & OWNER SUPPLIES		
		HS 302569	Anti-freeze	Gallon	AR All
		HS 302402	Anti-freeze	54 Gal, drum	AR All
		HS 209737	Chromium polish-8 oz. can		
		HS 118680	Cleaner & polish-oil base-pint		
		HS 118681	Cleaner & polish-oil base-gallon		
		HS 118682	Cleaner & wax-pint		
		HS 118683	Cleaner & wax-gallon		
		HS 206227	Door ease-shop stick		
		HS 206228	Door ease-universal		
		HS 206240	Display board-shop & owner supplies		
		HS 209734	Fabric cleaner-Pint		
		HS 206226	Fabric cleaner-Gallon		

Group & Illus. No.	Plate No.	Part No.	NAME	Per Car	Models
U23-			SHOP & OWNER SUPPLIES (Cont'd.)		
		HS 165897	Gasket cement-2 oz		
		HS 164847	Gasket paste-perfect seal 4 oz jar		
		HS 164848	Gasket paste-perfect seal-1 lb can		
		HS 165899	General use oil-4 oz		
		HS 209735	Glass cleaner-12 oz		
		HS 210356	Glass cleaner-dispenser can		
		HS 119902	Hand rubbing compound-gallon		
		HS 205264	Liquid glaze cleaner-pint		
		HS 205265	Liquid glaze cleaner-gallon		
		HS 205266	Liquid glaze sealer-pint		
		HS 205267	Liquid glaze sealer-gallon		
		HS 165898	Penetrating oil-4 oz		
		HS 165955	Pib-ignition insulator-1 oz		
		HS 165956	Pib-ignition insulator-4 oz		
		HS 118684	Pre-wax cleaner-pint		
		HS 118685	Pre-wax cleaner-gallon		
		HS 165922	Radiator cleaner kit		
		HS 166548	Radiator flush-pint		
		HS 165923	Radiator rust preventive-pint		
		HS 165896	Radiator stop leak-10 oz		
		HS 209736	Rubber finish-black-gallon		
		HS 166605	Rubber lubricant-ruglyde-8 oz		
		HS 166606	Rubber lubricant-ruglyde-gallon		
		HS 206225	Spot remover-5 oz bottle		
		HS 116578	Tire static eliminator injector		
		HS 116579	Tire static eliminator powder		
		HS 166724	Valve grinding compound-water base-4 oz		
		HS 111939	Wax-7 oz		
		HS 209976	Windshield washer solvent-6 oz		
U24-			MAINTENANCE ACCESSORIES		
		SP 151967	Brake fluid-quart		
		SP 151968	Brake fluid-gallon		
		SP 166177	Brake fluid-12 oz		
		SP 18100	Bulb-fender & license lamp	SC	
		SP 70001	Bulb-courtesy & dome lamp	SC	
		SP 70900	Bulb-fender lamp with DI & tail & stop lamp	DC	
		SP 71550	Bulb-hood ornament, clock, speedometer, ignition lock	SC	
		SP 71641	Bulb-instrument oil and amp	SC	
		SP 170363	Bulb-tail and stop lamp	DC	
		SP 170659	Bulb-dome lamp	DC	
		SP 160671	Clutch compound-Hudsonite-one shot		
		SP 151962	Clutch compound-Hudsonite-gallon		
		SP 166750	Fuel pump assy-(AC type 499) six cylinder		
		SP 166218	Fuel and vacuum pump-(AC type 579) six cylinder		
		SP 166219	Fuel and vacuum pump-(AC type 3936) eight cylinder		
		SP 166752	Fuel pump repair kit-less rocker arm (for 499 pump)		
		SP 166755	Fuel pump diaphragm kit (for type 499 pump)		
		SP 302163	Fuel pump diaphragm kit-fuel side (for type 579 & 3936)		
		SP 302164	Fuel pump diaphragm kit-vacuum side (for type 579 & 3936)		
		SP 302162	Fuel pump repair kit-less rocker arm (for type 579 & 3936)		
		SP 160939	Fuse kit-consists of five 30 amp fuses		
		SP 166534	Gas filter		

Group & Illus. No.	Plate No.	Part No.	NAME	Per Car	Models
			MAINTENANCE ACCESSORIES (Cont'd.)		
		SP 166051	Magnetic drain plug kit		
		SP 166047	Magnetic drain plug-rear axle-3/4"		
		SP 166048	Magnetic drain plug-oil pan-1/2"		
		SP 166049	Magnetic drain plug-transmission-3/8"		
		SP 161007	Oil filter cartridge		
		SP 166325	Piston ring set-std size		
		SP 166444	Piston ring set-.010 0/S	Sealed Power	
		SP 166445	Piston ring set-.020 0/S	cast iron type	
		SP 302554	Piston ring set-.030 0/S	six cylinder	
		SP 166327	Piston ring set-std size	) Sealed Power	
		SP 166448	Piston ring set-.010 0/S	cast iron type	
		SP 166449	Piston ring set-.020 0/5	eight cylinder	
		SP 166629	Piston ring set-std size	Pedric cast	
		SP 166651	Piston ring set-.010 0/S	iron type	
		SP 166652	Piston ring set-.020 0/S	six cylinder	
		SP 166634	Piston ring set-std size	Pedric cast	
		SP 166661	Piston ring set-.010 0/S	iron type	
		SP 166662	Piston ring set-.020 0/S	eight cylinder	
		SP 166329	Piston ring set-std size	1 Sealed Power	
		SP 166452	Piston ring set-.010 0/S	steel segment type	
		SP 166453	Piston ring set-.020 0/S	six cylinder	
		SP 166493	Piston ring set-std size	Sealed Power,	
		SP 166494	Piston ring set-.010 0/S	steel segment type	
		SP 166495	Piston ring set-.020 0/S	eight cylinder	
		SP 166630	Piston ring set-std size	Pedric steel	
		SP 166653	Piston ring set-.010 0/S	segment type	
		SP 166654	Piston ring set-.020 0/5	six cylinder	
		SP 166633	Piston ring set-std size	Pedric steel	
		SP 166659	Piston ring set-.010 0/S	segment type	
		SP 166660	Piston ring set-.020 0/S	eight cylinder	
		SP 141850	Sealed beam unit-headlamp		
		SP 151964	Shock absorber fluid-quart		
		SP 151965	Shock absorber fluid-gallon		
		SP 157052	Spark plug-C7		
		SP 157053	Spark plug-H-11		
		SP 157054	Spark plug-H-7		
		SP 157055	Spark plug-H10		
		SP 157056	Spark plug-A7		
		SP 165536	Spark plug-H8		
		SP 170948	Spark plug-H10 Coma.		
		SP 170949	Spark plug-H9 Coma.		
		SP 170950	Spark plug-H4 Coma.		
		SP 170951	Spark plug-Y4A		
		SP 170952	Spark plug-Y6		
		SP 170953	Spark plug-Y8		
		SP 170956	Spark plug-C4		
		SP 170957	Spark plug-15A		
		SP 161664	Thermostat-high temperature open 165°		
		SP 207774	Windshield cleaner arms and blades kit		



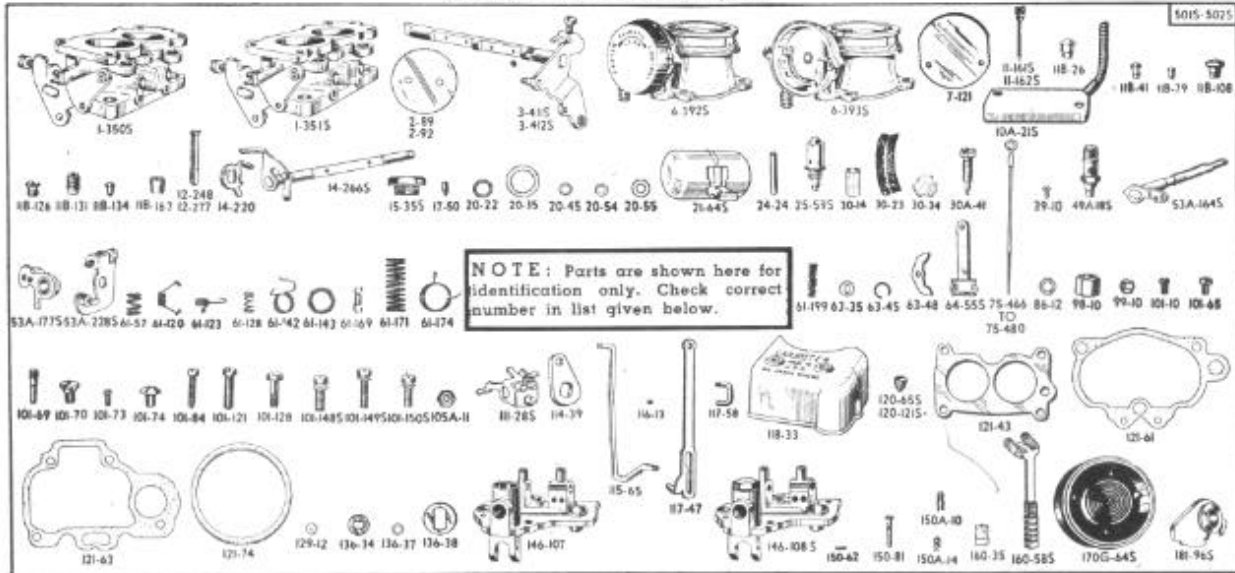
Carburetors, fuel pumps and electrical units in this group are not supplied for domestic service by Hudson Motor Car Company.

Order these units or unit parts from the manufacturers of this equipment or from their authorized dealers.

### CARTER CARBURETOR PARTS LIST

NOTE: Carburetor parts are not supplied by Hudson Motor Car Company, but may be obtained from Carter Carburetor Corporation, St. Louis, Missouri, or their dealers.

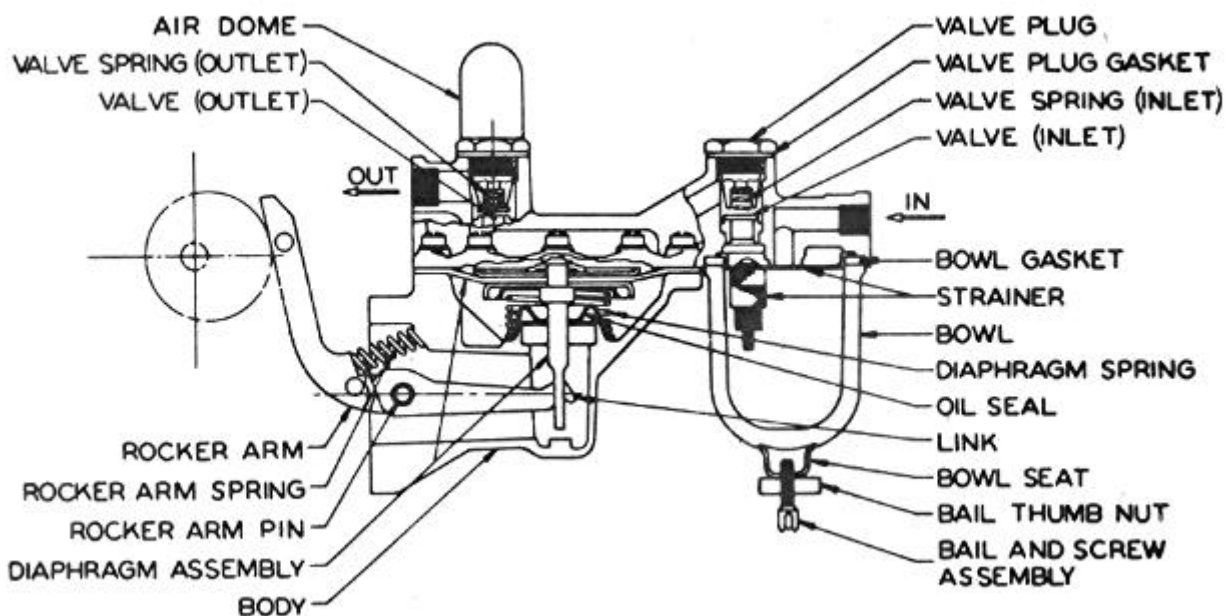
Part numbers shown here are Carter symbols.



#### Nos. 501S-502S

WHEN SERVICING, USE GASKET ASSORTMENT No. 149

Part No.	PART NAME	Part No.	PART NAME
1-350S	Body flange assembly (502S)	75-467	Metering rod—Standard (501S) .0615"-.0615" to .057"-.047"
1-351S	Body flange assembly (501S)	75-474	Metering rod—1 size lean (501S) .0625"-.0625" to .058"-.048"
2-89	Throttle valve (501S) (2)	75-475	Metering rod—2 sizes lean (501S) .0635"-.0635" to .059"-.049"
2-92	Throttle valve (502S) (2)	75-476	Metering rod—3 sizes lean (501S) .0645"-.0645" to .060"-.050"
3-411S	Throttle shaft and lever assembly (502S)	75-478	Metering rod—1 size lean (502S) .062"-.062" to .056"-.045"
3-412S	Throttle shaft and lever assembly (501S)	75-479	Metering rod—2 sizes lean (502S) .063"-.063" to .057"-.046"
6-392S	Air horn and climatic control assembly	75-480	Metering rod—3 sizes lean (502S) .061"-.061" to .058"-.047"
6-393S	Air horn and pump jet assembly	86-12	Flange stud nut (2)
7-121	Choker valve	98-10	Compression coupling nut (501S)
10A-21S	Manifold stove, connection and tubing assembly (501S)	99-10	Compression coupling cone (501S)
11-161S	Low speed jet assembly (501S) (2)	101-10	Metering rod arm clamp screw
11-162S	Low speed jet assembly (502S) (2)	101-65	Thermostat housing and trip lever attaching screw (3)
11B-26	Rivet plug	101-69	Throttle centering screw
11B-41	Rivet plug (5)	101-70	Fast idle arm attaching screw
11B-79	Rivet plug (2)	101-73	Throttle valve attaching screw (4)
11B-108	Idle port rivet plug (2)	101-74	Throttle shaft arm attaching screw
11B-126	Nozzle passage plug (2)	101-84	Fast idle adjustment screw
11B-131	Nozzle retainer plug (2)	101-121	Throttle lever adjustment screw
11B-134	Rivet plug (2)	101-128	Air horn attaching screw—(special)
11B-167	By-pass bleeder screw plug (2)	101-148S	Bowl cover attaching screw and washer assembly (6)
12-248	Nozzle (502S) (2)	101-149S	Body flange attaching screw and washer assembly (4)
12-277	Nozzle (501S) (2)	101-150S	Air horn attaching screw and washer assembly (2)
14-220	Choker trip lever	105A-11	Flange stud lock washer (4)
14-266S	Choker piston lever, link and shaft assembly	111-28S	Anti-percolator arm and screw assembly
15-35S	Strainer nut and gasket assembly	114-39	Throttle shaft arm
17-50	Pump check needle	115-65	Throttle connector rod
20-22	Needle seat gasket	116-13	Pump check ball
20-35	Bowl strainer gasket	117-47	Fast idle connector link
20-45	Nozzle gasket (2)	117-58	Pump arm connector link
20-54	Metering rod jet gasket (2)	118-33	Dust cover
20-55	Idle passage gasket (3)	120-65S	Metering rod jet and gasket assembly (501S)
21-64S	Float and lever assembly	120-121S	Metering rod jet and gasket assembly (502S)
24-24	Float lever pin	121-43	Body flange gasket
25-59S	Needle and seat assembly	121-61	Air horn gasket
30-14	Bowl cover strainer gauze	121-63	Bowl cover gasket
30-23	Piston housing strainer	121-74	Coil housing gasket
30-34	Pump strainer	129-12	Metering rod disk (2)
30A-41	Idle adjustment screw	136-34	Choker shaft washer
39-10	Choke valve attaching screw (2)	136-37	Connector rod washer
49A-18S	Anti-percolator valve plug assembly	136-38	Throttle shaft washer
53A-164S	Pump operating lever and countershaft assy.	146-107	Bowl cover
53A-177S	Pump arm and collar assembly	146-108S	Bowl cover and strainer assembly
53A-288S	Fast idle arm, pin and screw assembly	150-62	Piston pin
61-57	Adjustment screw lock spring (2)	150-81	Metering rod pin
61-120	Metering rod spring	150A-10	Pin spring (4)
61-123	Connector link spring	150A-14	Countershaft pin spring
61-128	Connector rod spring	160-35	Choke piston
61-142	Fast idle arm spring	160-58S	Vacuum piston and link assembly
61-143	Plunger spring	170G64S	Thermostatic coil and housing assembly
61-169	Pump arm spring	181-96S	Fast idle cam and spring assembly
61-171	Pump spring		
61-174	Fast idle cam spring		
61-199	Vacuum piston spring		
63-35	Spring retainer		
63-45	Ball retainer ring		
63-48	Coil housing retainer (2)		
64-55S	Pump plunger and rod assembly		
75-466	Metering rod—Standard (502S) .061"-.061" to .055"-.044" (2)		



Standard Fuel Pump  
Series AK

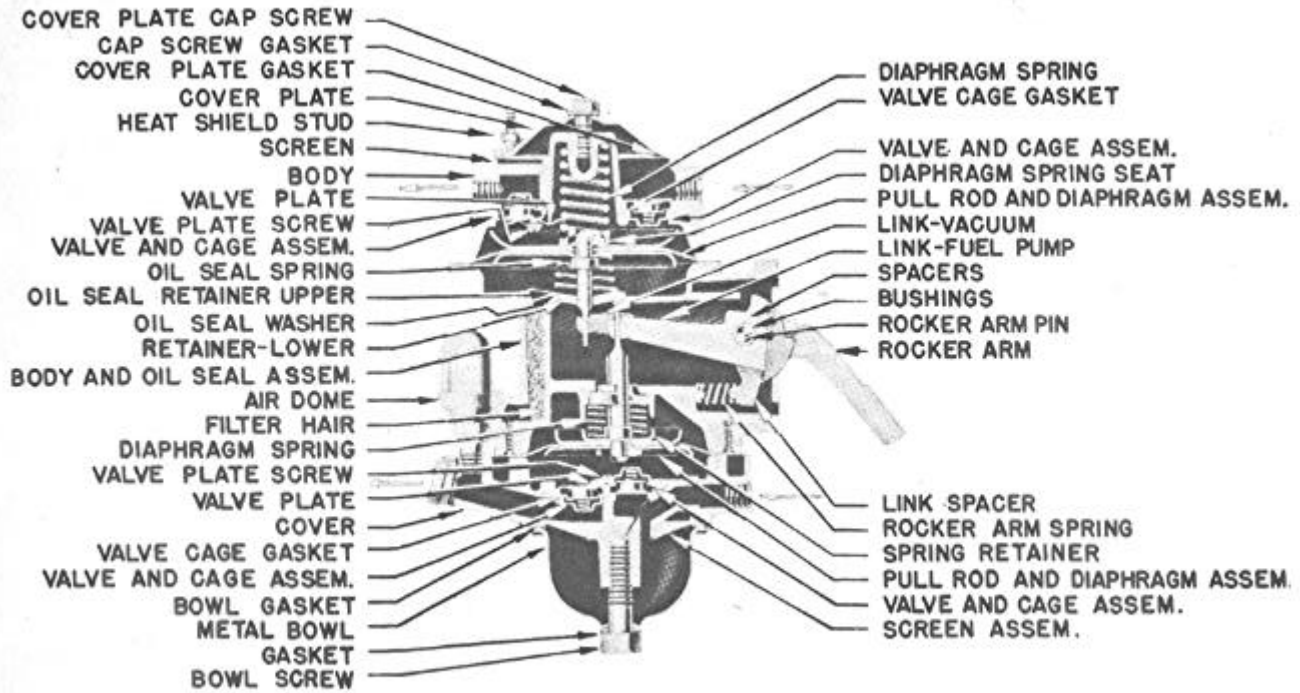
STANDARD FUEL PUMP-MECHANICAL TYPE

AC Series "AK"

Hudson Part No. 152270

NOTE - Mechanical Fuel Pump parts are not supplied by Hudson Motor Car Company. They are available through United Motors Service Branches and authorized AC Service Stations. Part numbers shown are AC symbols.

1523289	Fuel pump assembly.....	1523292	Rocker arm.....
855218	Air dome.....	854009	Screen.....
854016	Bail-gas strainer.....	855493	Screw-top cover.....
1523114	Body.....	854005	Seat-gas strainer bowl.....
854004	Bowl-gas strainer.....	1523121	Spacer-link.....
1522024	Bushing-rocker arm pin.....	1522073	Spring-diaphragm.....
1523299	Diaphragm assembly.....	1523118	Spring-rocker arm.....
1521566	Gasket-diaphragm.....	856270	Spring-valve.....
854003	Gasket-gas strainer bowl.....	855761	Top cover.....
855282	Gasket-valve plug.....	1523106	Valve & cage-outlet & inlet.....
1523295	Link.....	855279	Valve.....
855064	Lockwasher-cover screw.....	1522222	Washer-rocker arm pin.....
855763	Nut-gas strainer thumb.....	R34	Repair Kit.....
1522023	Pin-rocker arm.....	D20	Diaphragm Kit.....
855281	Plug-valve.....	499	Exchange pump.....
1522072	Retainer-diaphragm spring.....		



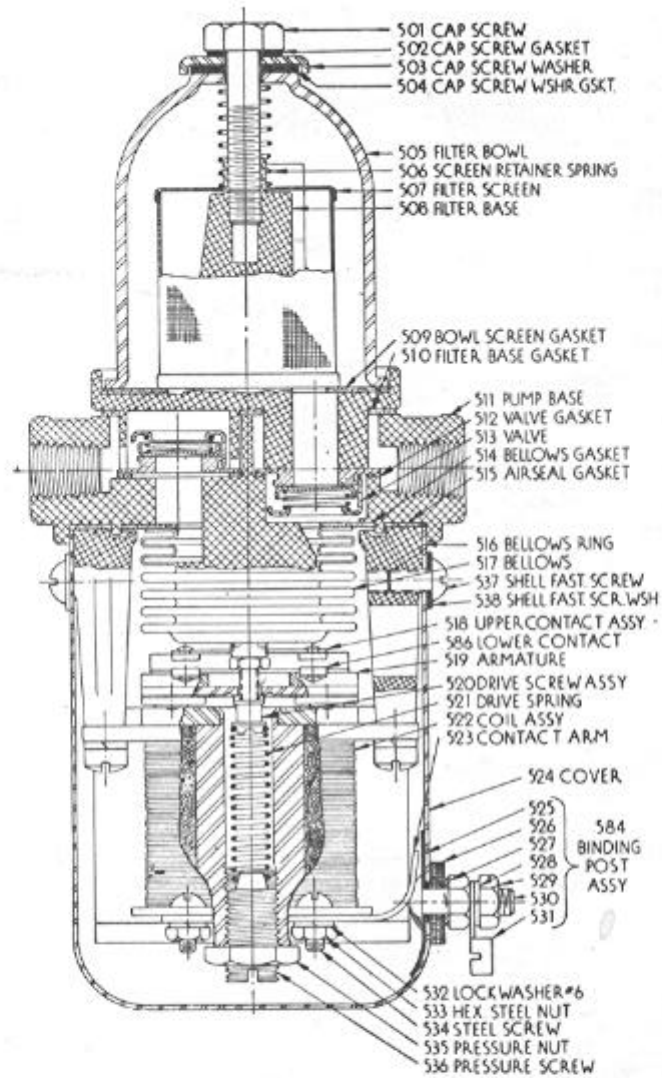
Combination Fuel and Vacuum Pump  
Series AJ

COMBINATION FUEL AND VACUUM PUMP  
AC Series "AJ"

Hudson Part Numbers  
158664-Six Cylinder  
158665-Eight Cylinder

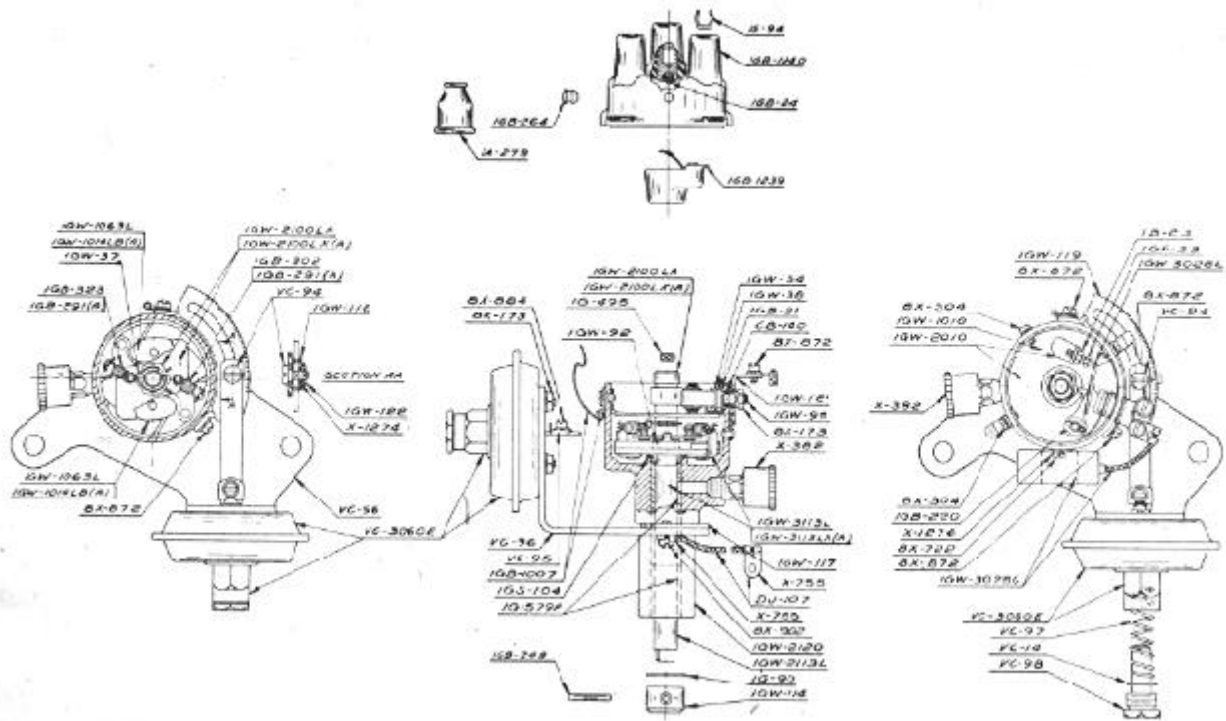
NOTE - Fuel Pump parts are not supplied by the Hudson Motor Car Company. They are available through United Motors Service Branches and authorized AC Service Stations. Part numbers shown are AC symbols.

1523937	Fuel pump assembly-Series AJ-6 cylinder.	1523259	Retainer-fuel section diaphragm spring..
1523936	Fuel pump assembly-Series AJ-8 cylinder.	1523765	Retainer-curl'd hair spring.....
1523319	Air dome.....	1523664	Retainer or valve plate-fuel and vacuum.
1523281	Body and oil seal-fuel section.....	1523803	Retainer-vacuum section screen.....
1523799	Body-vacuum section.....	1523191	Retainer-vacuum section lower oil seal..
1523130	Bowl-metal-fuel section.....	1523150	Retainer-vacuum section upper oil seal..
1523221	Bushing-rocker arm pin.....	1523938	Rocker arm.....
1523945	Cover-fuel section.....	1537193	Screen-fuel section.....
1523132	Diaphragm assembly-fuel section.....	1523902	Screen-vacuum section.....
1537079	Diaphragm assembly-vacuum section.....	855493	Screw-fuel section cover.....
1521666	Gasket-fuel section diaphragm.....	132900	Screw-valve plate-fuel and vacuum.....
1523120	Gasket-fuel section oil seal.....	1523131	Screw-metal bowl retaining.....
1521953	Gasket-fuel and vacuum-valve and cage...	123442	Screw-vacuum section cover plate.....
1523128	Gasket-metal bowl-fuel section.....	1523122	Seal assembly-fuel section oil.....
1523129	Gasket-metal bowl retaining screw.....	1521909	Spacer-fuel section link.....
1521476	Gasket-cover plate cap screw.....	1523124	Spring-fuel section diaphragm.....
1523801	Gasket-cover plate-vacuum section.....	1521427	Spring-rocker arm.....
1521553	Hair-fuel section curled.....	1523804	Spring-vacuum section diaphragm.....
1522077	Link-fuel section.....	1523921	Spring-vacuum section upper oil seal....
1522078	Link-RH-vacuum section.....	1523106	Valve and cage assembly-vacuum and fuel.
1522079	Link-LH-vacuum section.....	1523043	Washer-fuel section link spacer.....
855064	Lockwasher-fuel section cover screw.....	1521288	Washer-rocker arm pin.....
1522023	Pin-rocker arm.....	1522002	Washer-vacuum section oil seal (leather)
1537195	Plate-vacuum section cover.....		



Electric Fuel Pump  
 Model "500"  
 Hudson Part No. 165980

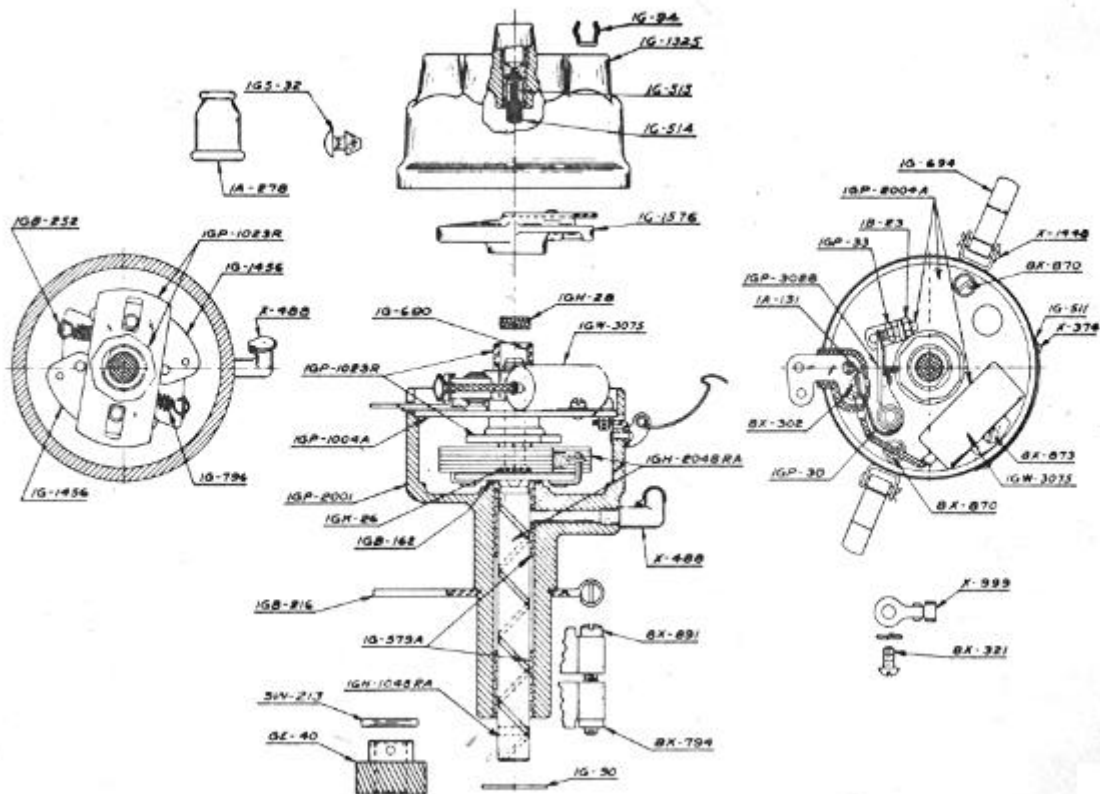
Autopulse parts are not supplied by Hudson Motor Car Company. Autopulse is made by Autopulse Corporation, Detroit, Michigan, and is serviced by authorized Autopulse central stations and dealers.



IGW-4203A DISTRIBUTOR  
Six Cylinder  
Hudson Part No. 162852

Distributor parts are not supplied by Hudson Motor Car Company. They are available from the Electric Auto-Lite Company, or their authorized central stations and dealers. Part numbers shown are Auto-Lite symbols.

IA-278	Secondary terminal rubber cap.....	VC-97	Spring.....
IC-90	Thrust washer.....	VC-98	Plug.....
IG-94	High tension wire terminal.....	8X-373	Hex nut-#10-32.....
IG-495	Cam sleeve felt wick.....	X-195	Lockwasher-#8.....
IGS-211	Terminal post insulation.....	8X-304	Round head screw-#8-32 x 5/16.....
CB-140	Insulating bushing.....	8X-722	Binding head screw-#8 x 3/16.....
IGB-220	Lock spring.....	8X-59	Round head screw-#8-32 x 3/16.....
IGB-1007	Distributor cap spring and hinge.....	8X-570	Fillister head screw-#10-32 x 5/16.....
IGB-1239	Rotor.....	8X-572	Fillister head screw-#10-32 x 1/4.....
IGB-1240	Distributor cap assembly.....	8X-584	Fillister head screw-#8-32 x 3/16.....
IGB-24	Contact plunger.....	X-1274	Shakeproof washer-#10.....
IGS-104	Thrust washer.....	X-1276	Shakeproof washer-#9.....
IGW-30	Insulating bushing.....	IGW-1010	Breaker plate part assembly.....
IGW-95	Terminal post.....	IGW-7028L	Breaker arm assembly.....
IGW-54	Washer.....	IGW-3075C	Condenser assembly.....
IGW-114	Distributor drive coupling.....	IGW-2120	Distributor base assembly.....
IGW-117	Housing bearing plate.....	IG-511D	Name plate.....
IGW-118	Link slip.....	IG-579A	Absorbent bronze bearing.....
IGW-121	Terminal.....	IGW-119	Link bracket.....
IGW-122	Link.....	X-278	Tabular rivet-3/32 x 3/16.....
IB-23	Breaker point lock nut.....	X-196	Lockwasher-#10.....
IGP-33	Breaker screw point.....	8X-572	Fillister head screw-#10-32 x 1/4.....
IGW-2028LS	Breaker point set-Service.....	X-382	Grease cap-1/8".....
8W-212	Distributor drive rivet.....	IGW-2112A	Drive shaft and governor assembly.....
12X-196	Lockwasher-#10.....	LGB-291S	Weight/spring set.....
IGB-264	Rubber plug.....	IGW-1014LB	Weight assembly.....
VC-94	Plunger screw.....	IGW-37	Lock spring ring.....
VC-95	Plunger stop.....	IGW-52	Washer.....
VC-96	Vacuum support.....	IGW-2113L	Drive shaft assembly.....
VC-30E0ES	Vacuum chamber assembly.....	IGW-2100L	Cam assembly.....
VC-14	Gasket-1/32" thick.....		



IGP-4008A DISTRIBUTOR

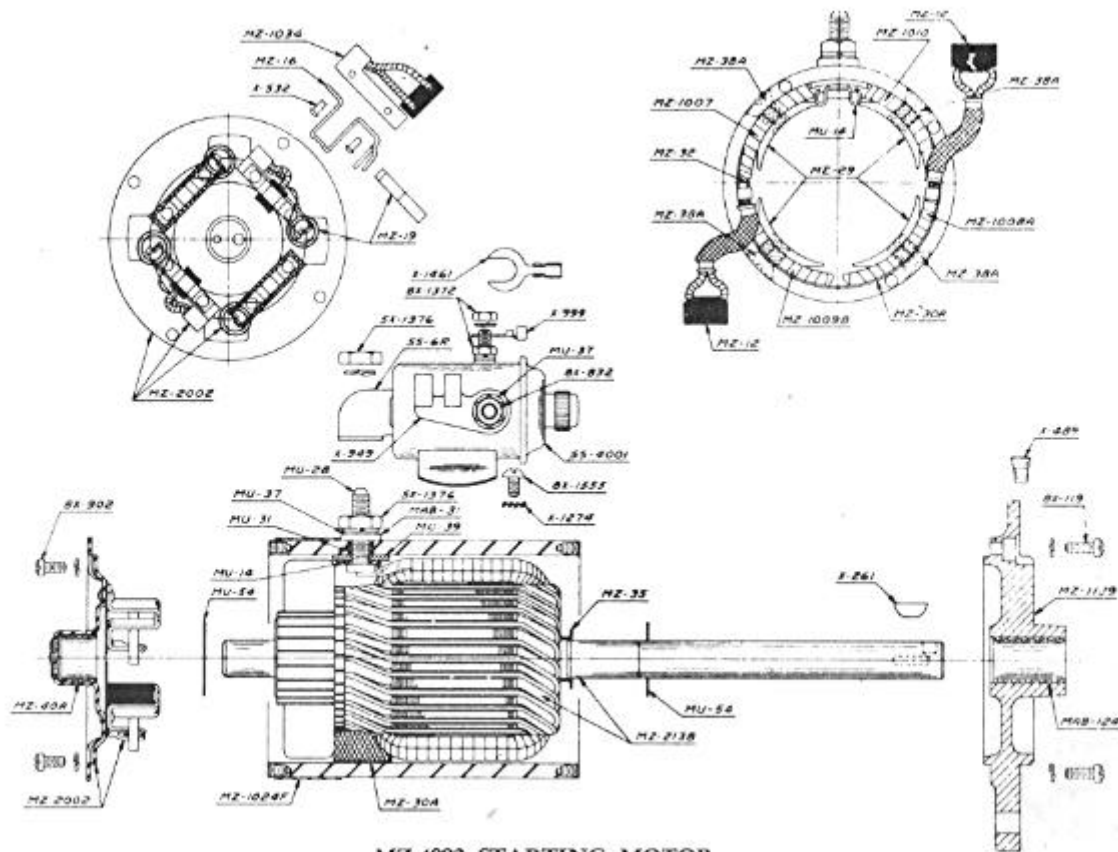
EIGHT CYLINDER

Hudson Part No. 153162

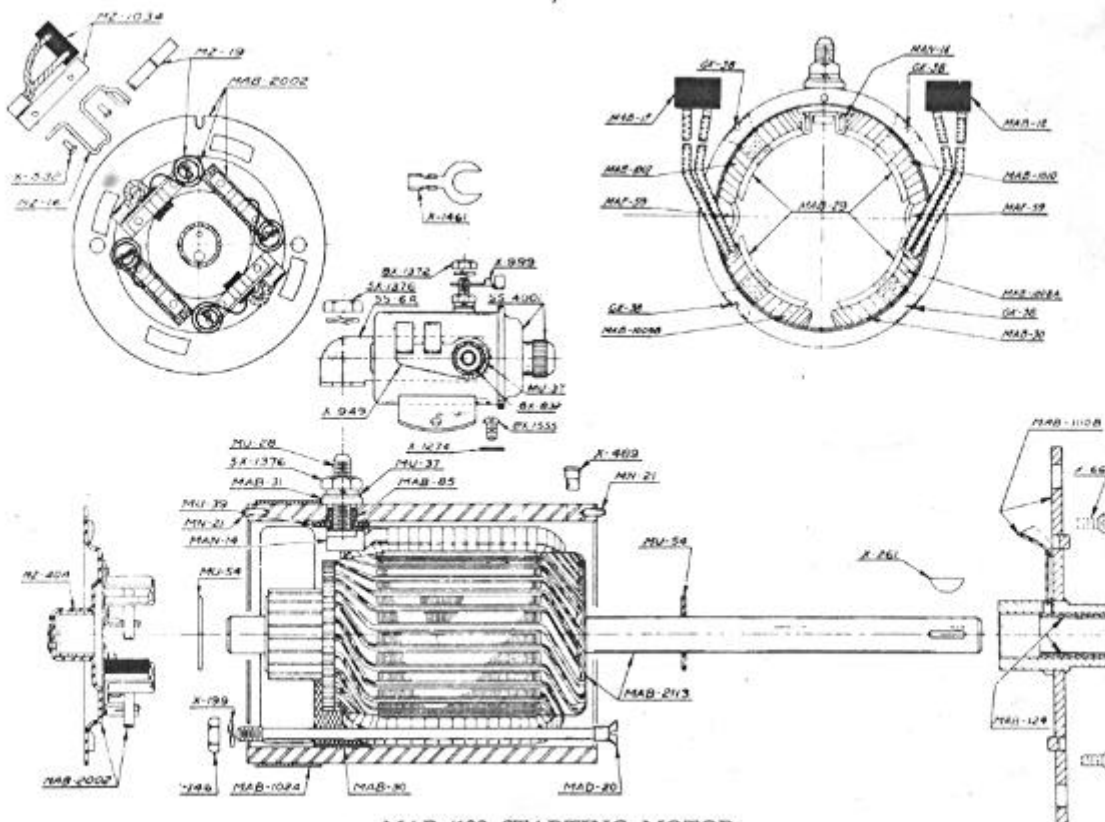
GE-40	Distributor gear-follower.....	X-999	Terminal.....
IA-278	Secondary terminal rubber cap.....	IGS-32	Rubber plug.....
IG-90	Thrust washer.....	IGP-1004A	Breaker plate part assembly.....
IG-94	High tension wire terminal.....	IA-131	Breaker arm spring clip.....
IGH-28	Cam sleeve felt wick.....	IGP-3028	Breaker arm assembly.....
IGB-216	Advance control arm.....	IGP-30	Breaker arm spring.....
IG-690	Lock spring ring.....	IGW-3075	Condenser assembly.....
IC-1576	Rotor.....	X-194	Lockwasher-#10.....
IG-1325	Distributor cap assembly.....	8X-302	Round head screw-#8-32 x 1/4.....
IG-514	Contact spring plunger.....	8X-873	Fillister head screw-#6-32.....
IG-515	Contact spring.....	X-1012	Lockwasher-#6.....
IGB-162	Thrust washer.....	IGP-2001	Distributor base assembly.....
IGP-2004A	Breaker plate assembly.....	IG-511	Name plate.....
IB-23	Breaker point lock nut.....	IG-579A	Absorbent bronze bearing.....
IGP-33	Breaker screw point.....	X-374	Split rivet-3/32 x 1/4.....
IGK-26	Washer-.020" thick.....	X-488	1/4" Oiler-press-in elbow.....
IGP-3028LS	Breaker point set-Service.....	IG-694	Distributor cap spring.....
SW-213	Distributor drive rivet.....	X-1448	Hinge pin.....
X-196	Lockwasher-#10.....	IGH-2048RA	Drive shaft and governor.....
12X-196	Lockwasher-#10.....	IG-796	Weight spring.....
8X-321	Round head screw-#10-32.....	IGB-252	Weight spring.....
8X-794	Square nut-#10-32.....	IG-1456	Weight assembly.....
8X-891	Fillister head screw-#10-32.....	IGH-1048RA	Drive shaft assembly.....
8X-902	Fillister head screw-#10-32.....	IGP-1023R	Car and stop plate.....







**MZ-4092 STARTING MOTOR**  
Hudson Part No. 162857  
Six Cylinder



**MAB-4100 STARTING MOTOR**  
Hudson Part No. 45101  
Eight Cylinder

PART No.	NAME	MZ-4092	MAB-4100	
	NOTE - Order the following parts from the Electric Auto Light Company, Toledo, Ohio, or their authorized dealers. Part numbers shown are Auto Lite symbols.			
MZ -4092	Starting motor assembly-with solenoid (162857)	1		
MAB -4100	Starting motor assembly-with solenoid (4510U)		1	
MZ-2093	Frame and field assembly	1		
MAB -2132	Frame and field assembly		1	
MAB -31	Insulating washer	1	1	
MU-14	Terminal	1		
MAN-14	Terminal		1	
MU-28	Terminal post	1	1	
MU-31	Insulating bushing	1		
MAB-85	Insulating bushing		1	
MU-39	Insulating washer	1	1	
MZ -29	Pole piece	4		
MAB -29	Pole piece		4	
MZ -38A	Pole piece screw	4		
GK-38	Pole piece screw		4	
MZ -30A	Field connection insulator	1		
MAB -30	Field connection insulator		1	
NZ-32	Field coil connector	2		
MAF-59	Field coil connector		2	
MZ -1007	Field coil -UL	1		
MAB -1007	Field coil-UL		1	
MZ-1008A	Field coil and brush assembly-LR	1		
MAB-1008A	Field coil and brush assembly-1R		1	
MZ-1009B	Field coil and brush assembly -LL	1		
MAB-1009B	Field coil and brush assembly-LL		1	
MZ-12	Brush	2		
MAB -12	Brush	2		
MZ-1010	Field coil-UR	1		
MAB -1010	Field coil-UR		1	
MN-21	Dowel pin		1	
5X-1376	Hex nut-5/16" x 24	1	1	
MAD-20	Frame screw		2	
X-146	Hex nut-1/4"-20		2	
5X-1376	Hex nut-5/16"-14	1	1	
X-489	Oiler-1/4"-press in type		1	
MZ -2002B	Commutator end plate assembly	1		
MAB -2002	Commutator end plate assembly		1	
MZ-16	Brush holder	2	2	
MZ-19	Brush spring	4	4	
MZ -40A	Absorbent bronze bearing	1	1	
MZ -1034	Brush assembly-grounded	2		
X-532	Oval head tubular rivet-1/8" x 1/4"	4	4	
X-902	Fillister head screw-10-32 x 3/8"	4		
MZ -2138	Armature assembly	1		
MAB-2113	Armature assembly		1	
MZ -35	Bearing thrust spacer	1		
MU-54	Thrust washer-1/32" thick	2	2	
X-261	Woodruff key-#6	1	1	
EBA-29	Bendix drive assembly	1	1	
EB-108	Lockwasher	2	2	
EB -8506	Special screw	1	1	
EBA-513	Antidrift spring	1	1	
EBA-525	Meshing spring	1	1	
ERA -531	Screw shaft assembly	1		
EBA -532	Pinion assembly	1		
EBA -1233	Retaining ring-wide groove	AR	AR	
EBA -533	Retaining ring-narrow groove	AR	AR	
ESA -2905	Drive spring	1	1	
EBA-2907	Shaft spring screw	1	1	
MZ-1024F	Head band assembly	1		
MAB-1024	Head bank assembly		1	
MZ-1139	Drive end head assembly	1		
MAB-1110B	Drive end head assembly		1	
MAB -124	Absorbent bronze bushing	1	1	
X-489	1/4" oiler-press in type	1		
SS-4001	Solenoid starting switch	1	1	
8X-832	Hex nut-5/16" x 24	2	2	
X-949	Terminal	1	1	
X-999	Terminal	1	1	
X-3461	Terminal	1	1	

GROUP  
PARTS BOOK

FOR

1946-1947  
Hudson Cars

BODY SECTION



BODY MODELS		
ABBREVIATION	NAME	CHASSIS MODELS
Bro	Two door Brougham	51-171
Sed	Four door Sedan	51-52-53-54-171-172-173-174
3Cpe	Three passenger Coupe	51-171
ClubCpe	Club Coupe	51-52-53-54-171-172-173-174
CvBro	Convertible Brougham	51-54-171-174
Cab	Chassis with Cab	58-178
CabPu	Cab Pickup	58-178

### BODY GROUPS

At the start of the chassis section is an explanation of the chassis groups. A similar group plan is used in this body section.

For parts classification purposes, the body is divided into eighteen main sections. These sections are designated by double letters so that there will be no possibility of confusing them with the chassis sections.

The main body sections are as follows--

AA--FRONT END	KK--SEATS
BB--PILLARS AND HEADERS	LL--REAR COMPARTMENT
CC--METAL PANELS	MM--INTERIOR FITTINGS
DD--DOOR HANDLES	NN-- INSIDE FINISH MOLDINGS
EE--DOORS	PP--OUTSIDE MOLDINGS
FF--WINDOWS	QQ--BODY ATTACHING PARTS
GG--TOP-CLOSED BODIES	TT--TRIM SECTION
HH--TOP-CONVERTIBLES	UU--PAINT AND LACQUER
JJ--FLOOR	XX--SPECIAL BODY SECTION

See further explanation of the body grouping system on the following pages.

1946-1947

DIVISION OF GROUPS

The main body sections shown on the preceding page are sub-divided into smaller groups, each of which is designated by a number preceded by its main section letters.

The group subdivisions and the page on which each group will be found, are as follows:

		Page No.			Page No.
	AA-FRONT END			JJ-FLOOR	
AA-1	Front end assembly	151	JJ-1	Underbody panels	179
AA-3	Cowl side trim panels	151	JJ-3	Floor plates and covers	179
AA-4	Cowl ventilator and control	151	JJ-4	Door scuff plates	179
AA-5	Dash panel group	152	JJ-5	Seat trays	180
AA-6	Instrument panel group	152	JJ-6	Floor carpets and pads	180
AA-8	Toe board riser	152			
AA-9	Miscellaneous parts	153		KK-SEATS	
AA-10	Windshield	153	KK-6	Front seat back	181
			KK-7	Front seat cushion	182
	BB-BODY PILLARS AND HEADERS		KK-8	Front seat springs	183
BB-1	Body pillars	154	KK-9	Front seat frames	183
BB-2	Body headers	154	KK-10	Front seat back support	184
			KK-11	Seat tracks	184
	CC-METAL PANELS		KK-12	Seat hinges and support	185
CC-1	Body panels	155	KK-13	Rear seat cushions and backs	186
CC-2	Roof panels	157	KK-14	Rear seat springs	187
CC-3	Door panels	157	KK-16	Rear seat cushion retainer	187
				LL-REAR END	
	DD-HANDLES		LL-2	Rear compartment door	188
DD-1	Door outside handles	159	LL-3	Rear compartment door hinges	188
DD-2	Door inside handles	159	LL-4	Rear compartment door check arms	188
DD-3	Window regulator handles	159	LL-5	Rear compartment door locks	188
DD-4	Rear compartment handles	159	LL-8	Rear compartment miscellaneous fittings	189
			LL-9	Partition and package compartment	189
	EE-DOORS			MM-INTERIOR FITTINGS	
EE-1	Door assemblies	161	MM-1	Arm rest	190
EE-2	Door hinges	163	MM-2	Ash receivers-quarter	190
EE-3	Door checks	163	MM-3	Assist straps	190
EE-4	Door locks and remote control	164	MM-6	Dome lamp and switch	190
EE-7	Door dovetails and bumpers	164	MM-9	Rear view mirror	191
EE-8	Door track	164	MM-10	Robe rails	191
EE-9	Door weatherstrips	164	MM-11	Visor	191
	FF-WINDOWS			NN-INSIDE FINISH MOLDINGS	
FF-2	Glass frames and rest channels	166	NN-1	Windshield finish moldings	192
FF-3	Glass runs and channels	166	NN-2	Front door window finish moldings	192
FF-4	Window weatherstrips and seals	167	NN-3	Rear door window finish moldings	192
FF-5	Window bumpers and cushions	169	NN-4	Quarter window finish moldings	192
FF-6	Window miscellaneous parts	169		PP-OUTSIDE BODY MOLDINGS	
FF-7	Front door wing-friction type	169	PP-1	Outside moldings-front end	193
FF-8	Front door wing-crank swing type	170	PP-2	Outside moldings-quarter panel	193
FF711	Window regulators	171	PP-3	Door outside moldings	195
FF-13	Window drain troughs	171	PP-4	Window reveal moldings	195
	GG-TOP-CLOSED BODIES			QQ-BODY ATTACHING PARTS	
GG-1	Roof bows and silencers	172	QQ-1	Body bolts and nuts	197
GG-6	Roof drip moldings	172	QQ-2	Body shims and spacers	197
	HH- TOP -CONVERTIBLES			TT-TRIM	
HH-1	Top deck and quarters	173	TT-4	Windlaces	198
HH-2	Rear curtain group	173	TT-5	Trim moldings and ornaments	198
HH-3	Top dust boot	173	TT-6	Trim protectors	198
HH-4	Folding top group	173	TT-8	Trim retainers	198
HH-5	Top front header rail	176		UU-PAINT AND LACQUER	
H11-6	Top clamp and handles	176	UU- 1	Body lacquer	200
HH-8	Top fasteners	177		XX-SPECIAL BODY SECTION	
HH-10	Top hydraulic control	177	XX-4	Cab Pickup Box	201


## ALPHABETICAL INDEX OF BODY GROUPS

	Group No.	Page No.		Group No.	Page No.
Arm Rest	MM1	190	Moldings-Windshield Finish	NN1	192
Ash Receivers-Rear quarter	MM2	190	Moldings-Door Outside	PP3	195
Assist Straps	MM3	190	Moldings-Front End Outside	PP1	193
			Moldings-Quarter Panel Outside	PP2	193
Body Hold Down Bolts	QQ1	197	Moldings-Window Reveal	PP4	195
Body Shims and Spacers	QQ2	197			
Bows-Roof	GG1	172	Panels-Body Metal	CC	155
			Panels-Door	CC3	157
Cab Pickup Rear Section	XX4	201	Panels-Roof	CC2	157
Carpets and Pads	JJ6	180	Panels-Underbody	JJ1	179
Color Options	UU1	200	Partition and Package Compartment	LL9	188
Cowl Side Trim Panels	AA3	151	Pillars-Body	BB1	154
Cowl Ventilator	AA4	151			
Curtain-Rear-CvSed	HH2	173	Rear Compartment-Miscellaneous	LL8	189
			Rear View Mirror	MM9	191
Dash Panel Group	AA5	152	Robe Rails	MM10	191
Dome Lamp and Switch	MM6	190			
Door Assemblies	EE1	161	Scuff Plates	JJ4	179
Door Bumpers	EE7	164	Seat Backs-Front	KK6	181
Door Checks	EE3	163	Seat Backs-Rear	KK13	186
Door Check Arm-Rear Compartment	LL4	188	Seat Back Support-Front	KK10	184
Door Dovetails	EE7	164	Seat Covers	TT6	198
Door Handles-Inside	DD2	159	Seat Cushions-Front	KK7	182
Door Handles-Outside	DD1	159	Seat Cushions-Rear	KK13	186
Door Handles-Rear Compartment	DD4	159	Seat Frame-Front	KK9	183
Door Hinges	EE2	163	Seat Hinges and Support	KK12	185
Door Hinges-Rear Compartment	LL3	188	Seat Riser-Rear	KK16	187
Door Scuff Plates	JJ4	179	Seat Springs-Front	KK8	183
Door Locks	EE4	164	Seat Springs-Rear	KK14	187
Door-Rear Compartment	LL2	188	Seat Tracks	KK11	184
Door Lock-Rear Compartment	LL5	188	Seat Trays	JJ5	180
Door Track	EE8	164			
Drip Molding-Roof	GG6	172	Toe Board Riser	AA8	152
Dust Boot-Top	HH13	173	Top Clamp and Handles	11116	176
			Top Deck and Quarters	Mil	173
Floor Plates and Covers	JJ3	179	Top Fasteners	11118	177
Folding Top	HH14	173	Top Hydraulic Control.	HH10	177
Front End Assembly	AA1	151	Trim Moldings	TT5	198
Front End Miscellaneous Parts	AA9	153	Trim Protectors	TT6	198
			Trim Retainers	TT8	198
Glass Runs and Channels	FF3	166			
			Visor	MM11	191
Handles-Door Inside	DD2	159			
Handles-Door Outside	DD1	159	Weatherstrips-Door	EE9	164
Handles-Rear Compartment	DD4	159	Weatherstrips and Seals-Window	FF4	167
Handles-Window Regulator	DD3	159	Windlace s	TT4	198
Headers-Body	BB2	154	Window Bumpers and Cushions	FF5	169
Header Rail	HH15	176	Window Drain Troughs	FF13	171
			Window Frames	FF2	166
Instrument Panel	AA6	152	Window Miscellaneous Parts	FF6	169
Interior Fittings		190	Window Regulators	FF11	171
			Window Rest Channel	FF2	166
Lacquer-Body	UU1	200	Windshield	AA10	153
			Wing-Crank Swing Type	FF8	170
Moldings-Front Door Inside Finish	NN2	192	Wing-Friction Type	FF7	169
Moldings-Rear Door Inside Finish	NN3	192			
Moldings-Quarter Window Inside Finish	NN4	192			





Group & Illus. No.	Plate No.	Part No.	NAME	Per Car	Models
--------------------	-----------	----------	------	---------	--------



Front End Assembly  
PLATE 37

AA1-	37	C 208931	FRONT END ASSEMBLIES		
		C 209194	Front end assembly-grained inst panel	LHD	1 51,53,171,173 exc CvBro
		C 209150	Front end assembly-grained inst panel	RHD	1 51,53,171,173 exc CvBro
		C 209152	Front end assembly-grained inst panel	LHD	1 51,171 CvBro
		C 208939	Front end assembly-grained inst panel	RHD	1 51,171 CvBro
		C 209200	Front end assembly-grained inst panel	LHD	1 52,54,172,174 exc CvBro
		C 209158	Front end assembly-grained inst panel	RHD	1 52,54,172,174 exc CvBro
		C 209160	Front end assembly-grained inst panel	LHD	1 54,174, CvBro
		C 209634	Front end assembly-painted inst panel	RHD	1 54,174 CvBro
		C 209635	Front end assembly-painted inst panel	LHD	1 58,178 Cab-CabPu
		C 209193	Front end assembly-painted inst panel	RHD	1 58,178 Cab-CabPu
				LHD	1 Station

Group & Illus. No.	Plate No.	Part No.	NAME	Per Car	Models
AA3-			COWL SIDE TRIM PANELS		
		C 209656	Trim panel assembly-RH-cowl	Gray-LHD	1 All
		C 209657	Trim panel assembly-LH-cowl	Gray-LHD	1 All
		C 209658	Trim panel assembly-RH-cowl	Gray-RHD	1 All
		C 209659	Trim panel assembly-LH-cowl	Gray-RHD	1 All
		BO 209629	Clip-cowl trim panel trim	Gray	2 All
		C 143551	Silencer-cowl trim panel		3 All
		BO 70958	Bolt-cowl trim panel	#10-32 x 1-3/4	3 All
		BO 7762	Plain washer-cowl trim panel bolt	1-3/64	2 All
		BO 12316	Finish washer-cowl trim panel bolt	#10 Ctsk	3 All
		BZ 70792	Speed nut-cowl trim panel bolt	#10-32	2 All
		BO 71628	Clinch button-cowl trim panel	3/16 x 2	1 All
		BO 170669	Clinch button-cowl trim panel	3/16 x 1-5/16	2 All
		BO 143918	Weatherseal assy-cowl panel	See Group CC	1 All
AA4-			COWL VENTILATOR		
		BO 146780	Cover assembly-cowl ventilator		1 All
		BO 146768	Hinge link and rod assy-cowl vent cover		1 All
		BO 146762	Bracket-RH-cowl ventilator hinge		1 All
		BO 146763	Bracket-LH-cowl ventilator hinge		1 All
		BO 146764	Bracket-RH-cowl vent hinge link pivot		1 All
		BO 146765	Bracket-LH-cowl vent hinge link pivot		1 All
		BO 146771	Spring-cowl vent hinge rod anti-rattle		1 All
		BO 146772	Rivet-cowl vent hinge brkt to hinge link		2 All
		BO 146773	Rivet-cowl vent hinge link to pivot bracket		4 All
		BO 203986	Washer-anti-friction-cowl vent hinge link to pivot bracket		2 All
		BO 147850	Ornament-cowl ventilator cover		1 All
		BO 170523	Clip-cowl ventilator cover ornament		2 All
		BO 146770	Lever-hinge rod		1 All
		BO 70660	Lockwasher-hinge rod lever screw	3/ 16	1 All
		BO 18447	Screw-hinge rod lever	#10-32 x 5/8	1 All
		BO 134489	Grommet-hinge rod lever		1 All
		BO 146759	Retainer-hinge rod lever grommet		1 All
		BO 146769	Rod-cowl vent operating		1 All
		BO 96089	Spring-cowl vent operating rod		2 All
		BO 148246	Screen-cowl ventilator		1 All
		BO 116090	Weatherstrip-cowl ventilator		1 All
		BO 71717	Bolt-cowl vent hinge bracket to air duct panel		4 All
		BO 71730	Lockwasher-hinge bracket to air duct panel bolt		4 All
		BO 71659	Plain washer-hinge bracket to air duct panel bolt		4 All
		BO 136762	Seal-hinge bracket to air duct panel bolt		4 All
20	35	BO 204411	Handle assembly-cowl vent operating		1 All
		BO 146753	Bracket-operating handle		1 All
		BO 71393	Spacer-operating handle bracket	3/ 16	1 All
		BO 120347	Washer-friction-operating handle		2 All
		BO 71376	Plain washer-operating handle rivet	17/ 64	2 All
		BO 147409	Rivet-operating handle		1 All
		BZ 70872	Bolt-operating handle bracket to instrument panel		2 All
		BZ 12857	Plain washer-operating handle bracket to instrument panel bolt		2 All
		BZ 70673	Lockwasher-operating handle bracket to instrument	1/4	2 All
		BZ 70874	Nut-operating handle bracket to instrument panel bolt		2 All
		BO 170360	Bolt-operating handle bracket to air duct	14-20 x 1/2	4 All
		BZ 70673	Lockwasher-operating handle bracket to air duct bolt	1/4	4 All
		BO 12857	Plain washer-operating handle bracket to air duct bolt		4 All
		BZ 70874	Nut operating handle bracket to air duct bolt	1/4-20 x 1/4	4 All
		C 146740	Air duct assembly-cowl vent		1 All
		BZ 70399	Clinch nut-air duct side panel	1/4-20	4 All
		BO 146752	Bracket-air duct to instrument panel		1 All
		BO 146775	Drain tube-air duct		1 All
		BO 200019	Clip-air duct drain tube		1 All
		BO 146776	Weatherseal-air duct drain tube		1 All
		BO 146774	Silencer-air duct to dash panel		1 All
		BO 9159	Bolt-air duct to dash panel	1/4-20 x 5/8	4 All

Group & Illus. No.	Plate No.	Part No.	NAME	Per Car	Models	
		153	COWL VENTILATOR (Cont'd.)			
		BZ 70673	Lockwasher-air duct to dash panel bolt	14	4	All
		BZ 12857	Plain washer-air duct to dash panel bolt	17/64	4	All
AA5-			DASH PANEL GROUP			
		C 209655	Silencer and trimboard assy-dash	Gray	1	All
		BO 207149	Silencer-inner		2	All
		BO 207147	Silencer-outer center		1	All
		BO 207148	Silencer-outer ends		2	All
		BO 71628	Clinch button-dash silencer	3/16 x 2	AR	All
		BO 70697	Plain washer-dash silencer clinch button		10	All
		BO 170303	Grommet-ignition wires		1	All
		BO 134757	Grommet-OD cable	1/2 ID	1	All with OD
		BO 70369	Grommet-VD harness	3/4 ID	1	All with VD
		BO 85747	Clip-speedometer cable	LHD	1	All
		BO 147089	Cover plate-heater tube		1	All without HDM
		BO 170060	Screw-heater tube cover plate		1	All without HDM
AA6-			INSTRUMENT PANEL			
		A 208640	Instrument panel assy-grained	LHD	1	All exc Cab-CabPu
		A 208641	Instrument panel assy-grained	RHD	1	All exc Cab-CabPu
		A 209642	Instrument panel assy-painted	LHD	1	Cab-CabPu
		A 209643	Instrument panel assy-painted	RHD	1	Cab-CabPu
		BO 147150	Brace-instrument panel to pillar-RH		1	All
		BO 147151	Brace-instrument panel to pillar-LH		1	All
		BO 140349	Clip-instrument panel wiring		2	All
		BO 70397	Clinch nut-windshield defroster nozzle		4	All
AA8-			TOE BOARD RISER			
	37	C 146160	Dash bracket & toe board riser assy-RH	LHD	1	All
	37	C 146162	Dash bracket & toe board riser assy-RH	RHD	1	All
	37	C 203161	Dash bracket & toe board riser assy-LH		1	All
		BO 140349	Clip-pillar to dash brkt wiring		1	All
		BO 18474	Rivet-toe board riser to pillar dash brkt		4	All
		BO 70691	Plug-toe board riser dimmer switch-RHD	Rubber	1	All
		BO 140349	Clip-toe board riser wiring		1	All
		BO 170009	Rivet-toe board riser to floor panel	1/4 x 5/16	6	All
		BO 18474	Rivet-toe board riser to dash panel	3/16 x 5/16	2	All
AA9-			FRONT END MISCELLANEOUS PARTS			
		BO 70243	Grommet-front pillar to dash bracket-LH	1-1/8 hole	1	All
		BO 170559	Cage nut-cowl panel hinge reinforcement	5/16-24	6	All
		BO 170362	Weld nut-#2 body bolt to toe board riser reinforcement		2	All
		BO 209647	Plug-pillar dash bracket hole	1-1/2	2	All
AA10-			WINDSHIELD			
		BO 142042	Weatherstrip-RH-windshield		1	51-52-53-54 exc CvBro
		BO 142043	Weather strip-LH-windshield		1	51-52-53-54 exc CvBro
		BO 142254	Weatherstrip-RH-windshield		1	51-54-171-174 CvBro
		BO 142255	Weather strip-LH-windshield		1	51-54-171-174 CvBro
		BO 142040	Weather strip-RH-windshield		1	58-178 Cab-CabPu
		BO 142041	Weather strip-LH-windshield		1	58-178 Cab-CabPu
		BO 140964	Center bar-outer-windshield		1	All exc CvBro
		BO 140969	Center bar-outer-windshield		1	CvBro
		BO 141784	Shim-windshield center bar	Rubber	1	All
		BO 170417	Screw-windshield center bar	8-32 x 1 5/16	3	All

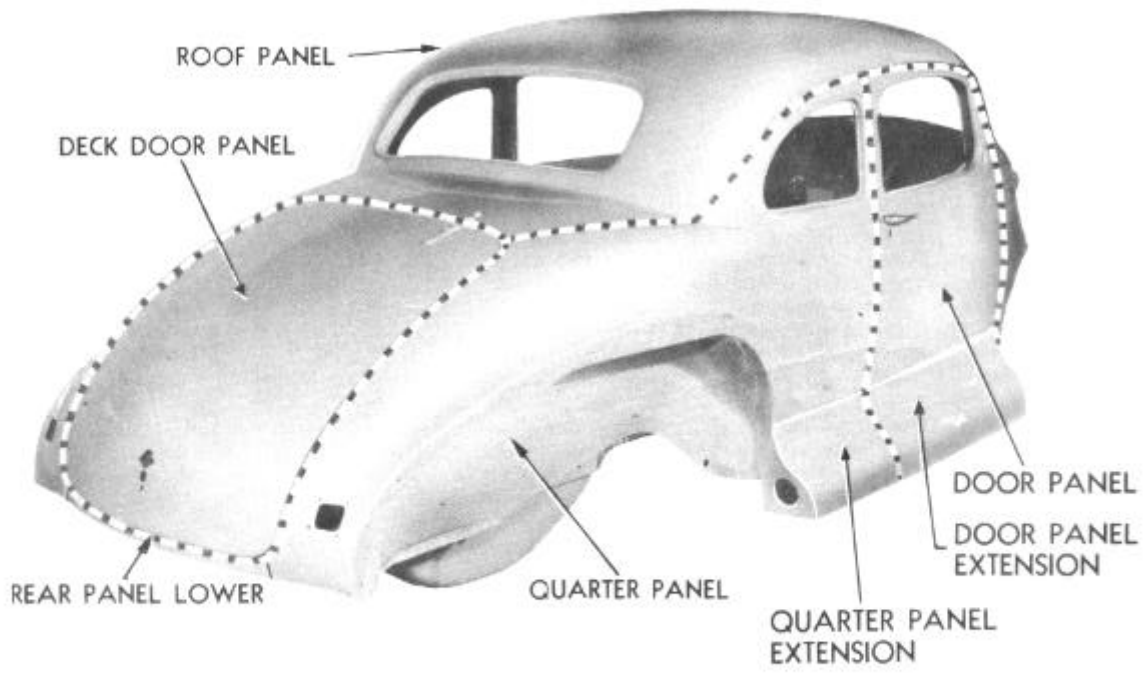
Group & Illus. No.	Plate No.	Part No.	NAME	Per Car	Models
BBI-			BODY PILARS		
		C 146192	Pillar assembly-RH-front Included in front end assy	1	Cab-CabPu
		C 146193	Pillar assembly-LH-front Included in front end assy	1	Cab-CabPu
		C 204094	Pillar assembly-RH-front Included in front end assy	1	Bro-Sed-Coupes-SW
		C 204095	Pillar assembly-LH-front Included in front end assy	1	Bro-Sed-Coupes-SW
		C 204196	Pillar assembly-RH-front Included in front end assy	1	CvBro
		C 204197	Pillar assembly-LH-front Included in front end assy	1	CvBro
		C 203838	Pillar assembly-RH-center	1	51-53-171-173 Sed
		C 203839	Pillar assembly-LH-center	1	51-53-171-173 Sed
		C 203840	Pillar assembly-RH-center	1	52-54-172-174 Sed
		C 203841	Pillar assembly-LH-center	1	52-54-172-174 Sed
		C 203099	Extension-center pillar	2	52-54-172-174 Sed
		C 203098	Extension-center pillar	2	51-53-171-173 Sed
		C 146166	Pillar assembly-RH-rear	1	All Bro
		C 146167	Pillar assembly-LH-rear	1	All Bro
		C 146272	Pillar assembly-RH-rear	1	All Sed
		C 146273	Pillar assembly-LH-rear	1	All Sed
		C 146168	Pillar assembly-RH-rear	1	All 3Cpe-ClubCpe
		C 146169	Pillar assembly-LH-rear	1	All 3Cpe-ClubCpe
BB2-		C 146186	Pillar assembly-RH-rear	1	All Cab-CabPu
		C 146187	Pillar assembly-LH-rear	1	All Cab-CabPu
		C 146098	Pillar assembly-RH-rear	1	All CvBro
		C 146099	Pillar assembly-LH-rear	1	All CvBro
			BODY HEADERS		
		C 146131	Header assembly-windshield	1	All exc CvBro
		C 122244	Header assembly-windshield	1	All CvBro
		BO 140080	Bracker-windshield dome pamp	1	All exc CvBro
		C 146112	Header assembly-RH-body	1	All Bro
		C 146113	Header assembly-LH-body	1	All Bro
		C 203120	Header assembly-RH-body	1	All Sedans
		C 203121	Header assembly-LH-body	1	All Sedans
		C 146118	Header assembly-RH-body	1	All 3Cpe-ClubCpe
		C 146119	Header assembly-LH-body	1	All 3Cpe-ClubCpe
		C 146258	Header assembly-RH-body	1	Cab, CabPu
		C 146259	Header assembly-LH-body	1	Cab, CabPu
		C 147006	Header assembly-RH-body	1	Station
		C 147007	Header assembly-LH-body	1	Station
		BO 71552	Grommet-body header wiring	2	All Sedans

BODY PANELS

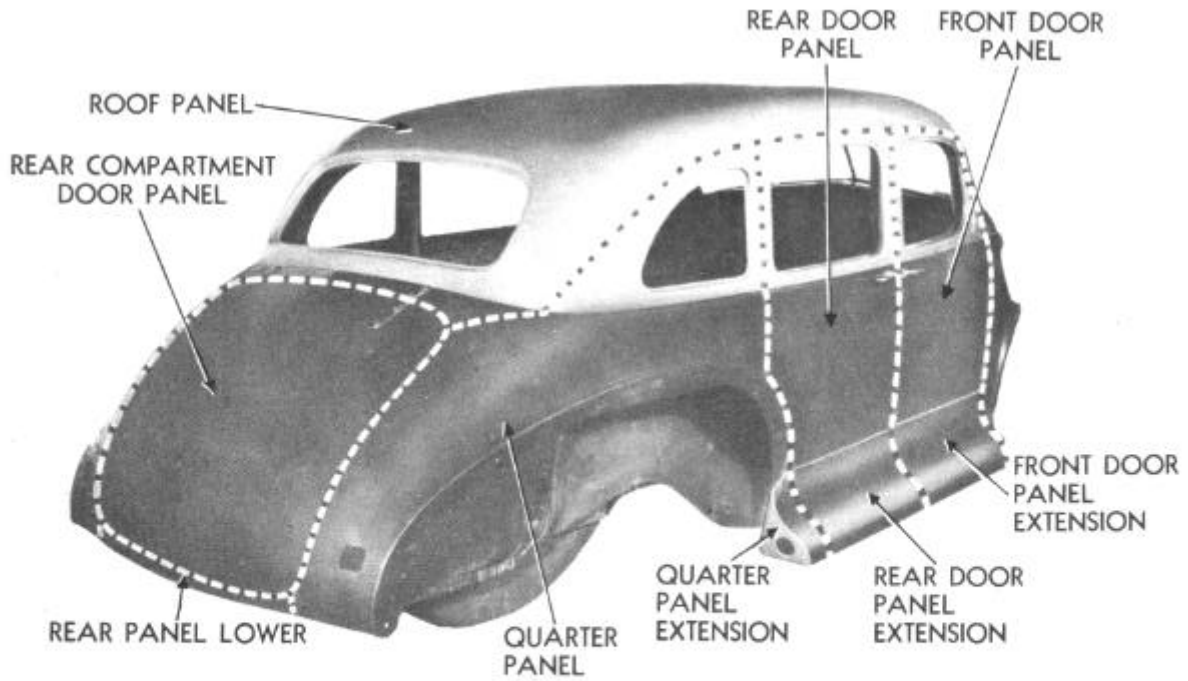
1946-1947

CC

Group & Illus. No.	Plate No.	Part No.	NAME	Per Car	Models
CC1-			BODY PANELS		
	37	C 146006	Panel-front end	1	51-53-58-171-173-178 exc CvBro
	37	C 203006	Panel-front end	1	52-54-172-174 exc CvBro
	37	C 203542	Panel-front end	1	CvBro
	37	C 203028	Panel assembly-dash	LHD 1	All
		C 203029	Panel assembly-dash	RHD 1	All
	37	C 203538	Panel and extension assy-RH-cowl side	1	All exc Cab-CabPu
	37	C 203539	Panel and extension assy-LH-cowl side	1	All exc Cab-CabPu
	37	C 203530	Extension assembly-RH-cowl side	1	All exc Cab-CabPu
	37	C 203531	Extension assembly-LH-cowl side	1	All exc Cab-CabPu
		C 203020	Panel-RH-cowl side.	1	Cab-CabPu
		C 203021	Panel-LH-cowl side.	1	Cab-CabPu
		BO 143918	Weatherseal-cowl panel	2	All
		C 146398	Reinforcement assembly-RH-cowl panel hinge	1	All
		C 146399	Reinforcement assembly-LH-cowl panel hinge	1	All
		BO 170559	Cage nut-cowl panel hinge reinforcement	6	All
		BO 170303	Grommet-tail lamp wire-thru cowl fender reinforcement	2-1	CvBro, Cab-CabPu
	38	C 146934	Panel assembly-rear lower	1	Bro-Sed-Coupes-CvBro
		C 147125	Panel-rear-upper	First type 1	58 Cab-CabPu to car 38-27912
		C 209621	Panel-rear-upper	Second type 1	Cab-CabPu after car 38-27912
		C 147132	Panel assembly-lower-center rear	1	Cab-CabPu
		C 147128	Panel-RH-rear lower side	1	Cab-CabPu
		C 147129	Panel-LH-rear lower side.	1	Cab-CabPu
		C 147133	Panel-inner-rear	1	Cab-CabPu
		C 147134	Brace-inner to upper panel.	4	Cab-CabPu
		C 147136	Backing plate-rear panel inner-seat retainer-welded to panel	2	Cab-CabPu
		BO 170027	Screw-rear panel to underbody	8	Cab-CabPu
		C 146300	Panel-rear seat back shelf	1	All Bro-Sed
		C 146370	Panel-rear seat back shelf	1	All 3Cpe-ClubCpe
		C 208883	Panel assembly-RH-quarter	1	51-53-171-173 Bro
		C 208884	Panel assembly-LH-quarter	1	51-53-171-173 Bro
	38	C 208914	Panel assembly-RH-quarter	1	51-53-171-173 Sed
	38	C 208915	Panel assembly-LH-quarter	1	51-53-171-173 Sed
	38	C 205168	Panel assembly-RH-quarter	1	51-53-171-173 Club Cpe
	38	C 205169	Panel assembly-LH-quarter	1	51-53-171-173 Club Cpe
	38	C 205160	Panel assembly-RH-quarter	1	51-53-171-173 Cpe
	38	C 205161	Panel assembly-LH-quarter	1	51-53-171-173 Cpe
		C 205210	Panel assembly-RH-quarter	1	51-171 CvBro
		C 205211	Panel assembly-LH-quarter	1	51-171 CvBro
	38	C 208922	Panel assembly-RH-quarter	1	52-54-172-174 Sedan
	38	C 208923	Panel assembly-LH-quarter	1	52-54-172-174 Sedan
	38	C 205204	Panel assembly-RH-quarter	1	52-54-172-174 ClubCpe
	38	C 205205	Panel assembly-LH-quarter	1	52-54-172-174 ClubCpe
		C 205214	Panel assembly-RH-quarter	1	54-174 CvBro
		C 205215	Panel assembly-LH-quarter	1	54-174 CvBro
	38	C 203134	Extension assembly-RH-quarter panel	1	51-53-171-173 exc Sed
	38	C 203135	Extension assembly-LH-quarter panel	1	51-53-171-173 exc Sed
	38	C 203136	Extension assembly-RH-quarter panel	1	52-54-172-174 exc Sed
	38	C 203137	Extension assembly-LH-quarter panel	1	52-54-172-174 exc Sed
	38	C 203138	Extension assembly-RH-quarter panel	1	All Sedans
	38	C 203139	Extension assembly-LH-quarter panel	1	All Sedans
		BO 85747	Clip-quarter panel wiring	AR	All
		BO 121774	Clip-quarter panel trim retainer	4	All Bro-Sed
		BO 70028	Rivet-quarter panel trim retainer clip 3/16 x 3/8	2	All Bro-Sed



Metal Panels-Coupe



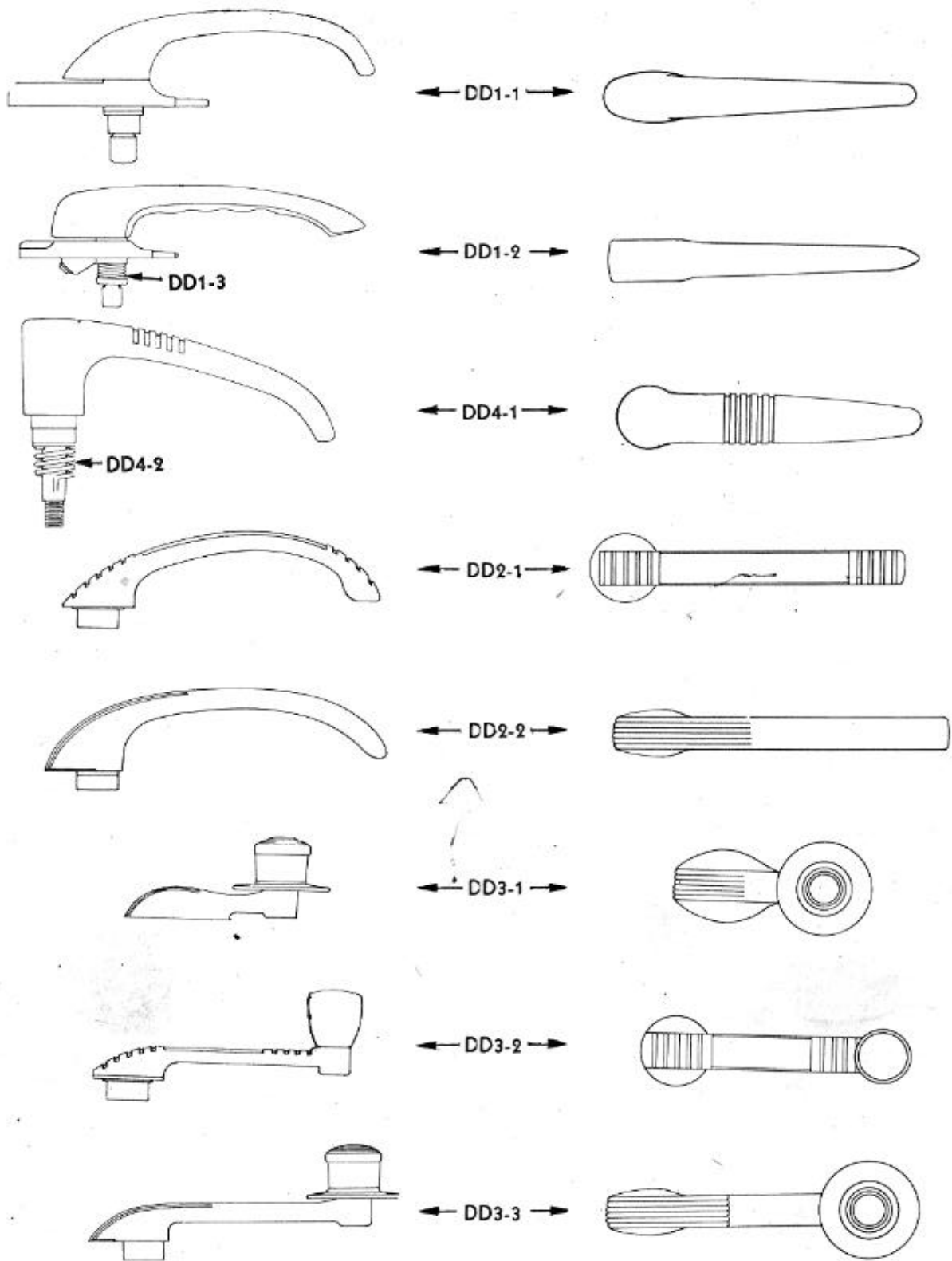
Metal Panels-Sedan

BODY PANELS

1946-1947

CC

Group & Illus. No.	Plate No.	Part No.	NAME	Per Car	Models	
CC2-			ROOF PANELS			
	38	C 146061	Panel-roof	1	51-53-171-173 Bro-Sedan	
	38	C 203061	Panel-roof	1	52-54-172-174 Bro-Sedan	
	38	C 146066	Panel-roof	1	All Coupes	
		C 146067	Panel-roof	1	58 Cab-CabPu to car 38-27912	
		C 209622	Panel-roof	1	Cab-CabPu after car 38-27912	
		C 146940	Reinforcement-rear window opening	1	All exc CvBro	
		C 146941	Reinforcement assy-rear window opening-with dome lamp brkt	1	52-54-172-174 Sedan	
	CC3-			DOOR PANELS		
			C 203660	Panel-RH-front door outside	1	51-53-171-173 Bro
		C 206621	Panel-LH-front door outside	1	51-53-171-173 Bro	
38		C 203664	Panel-RH-front door outside.	1	51-53-171-173 Sedan	
		C 206625	Panel-LH-front door outside	1	51-53-171-173 Sedan	
38		C 203662	Panel-RH-front door outside	1	51-53-171-173 3Cpe-ClubCpe	
		C 206623	Panel-LH-front door outside	1	51-53-171-173 3Cpe-ClubCpe	
		C 203672	Panel-RH-door outside.	1	51-171 CvBro	
		C 206633	Panel-LH-door outside	1	51-171 CvBro	
		C 203682	Panel-RH-door outside	1	Cab-CabPu	
		C 203683	Panel-LH-door outside	1	Cab-CabPu	
38		C 203680	Panel-RH-front door outside	1	52-54-172-174 Sedan	
		C 206641	Panel-LH-front door outside	1	52-54-172-174 Sedan	
38		C 203678	Panel-RH-front door outside	1	52-54-172-174 ClubCpe	
38		C 206639	Panel-LH-front door outside	1	52-54-172-174 ClubCpe	
		C 203674	Panel-RH-door outside	1	54-174 CvBro	
		C 206635	Panel-LH-door outside	1	54-174 CvBro	
38		C 203688	Panel-RH-rear door outside	1	51-53-171-173 Sedan	
		C 203689	Panel-LH-rear door outside	1	51-53-171-173 Sedan	
38		C 203696	Panel-RH-rear door outside	1	52-54-172-174 Sedan	
38		C 203697	Panel-LH-rear door outside	1	52-54-172-174 Sedan	
38		C 203040	Extension assy-RH-front door outside panel	1	All Sedans	
		C 203041	Extension assy-LH-front door outside panel	1	All Sedans	
38		C 203046	Extension assy-RH-front door outside panel	1	All Bro-CvBro-3Cpe-ClubCpe	
		C 203047	Extension assy-RH-front door outside panel	1	All Bro-CvBro-3Cpe-ClubCpe	
38		C 203176	Extension assy-RH-rear door outside panel	1	All Sedans	
		C 203177	Extension assy-LH-rear door outside panel	1	All Sedans	



Door Handles

PLATE 39

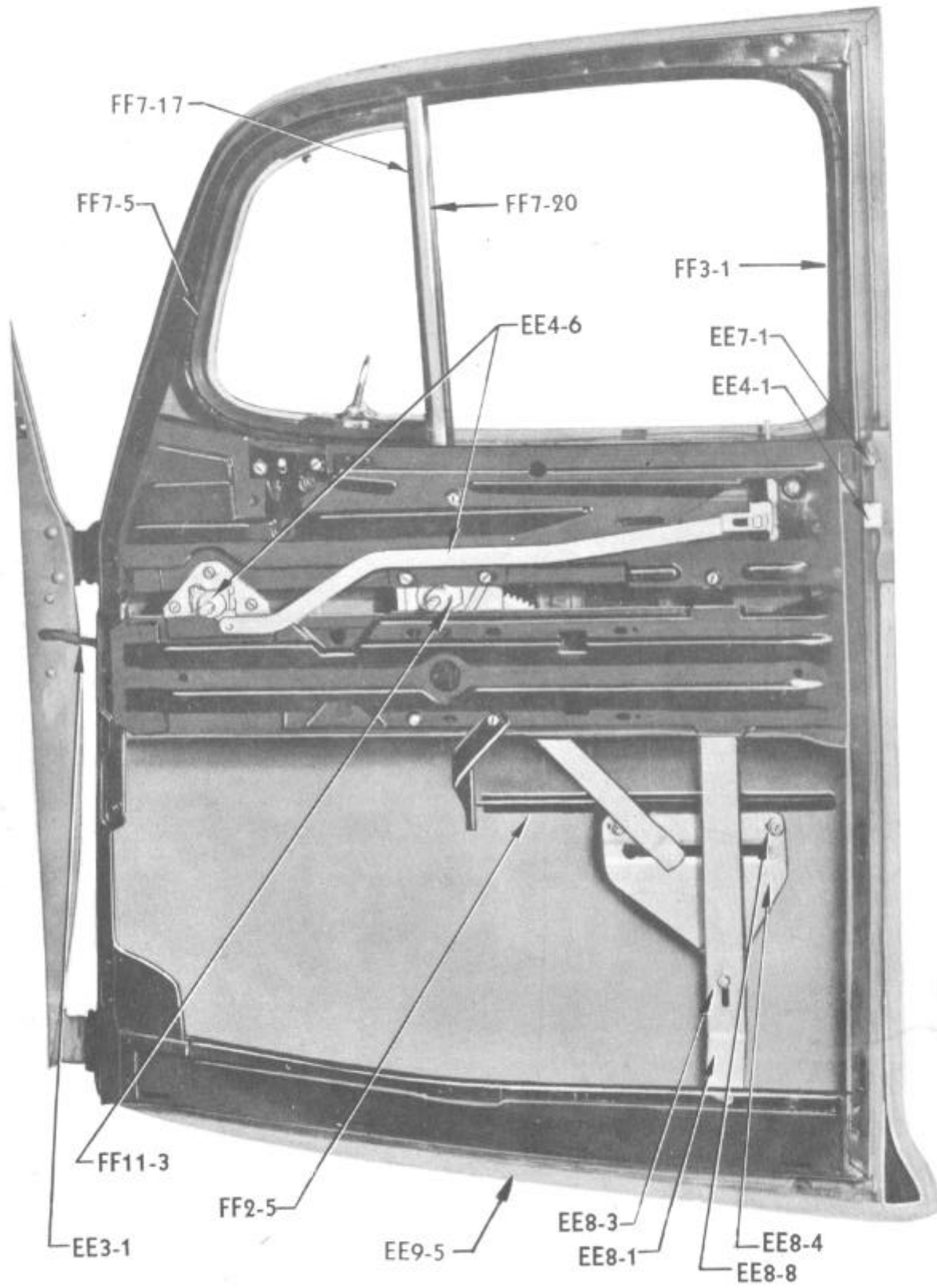


## HANDLES

1946-1947

DD


Group & Illus. No.	Plate No.	Part No.	NAME	Per Car	Models
DD1-			DOOR OUTSIDE HANDLE		
		F 204140	Handle assy-RH front-LH rear door	1-2	51,53,58,171,173,178
1	39	F 204141	Handle assy-LH front-RH rear door	1-2	51,53,58,171,173,178
1	39	F 204142	Handle assy-RH-front door-LH-rear door	1-2	172,174
		F 204143	Handle assy-LH-front door-RH-rear door	1-2	172,174
		F 204144	Handle assy-RH-front-LH rear door	1-2	52,54,172,174
2	39	F 204145	Handle assy-LH-front-RH rear door	1-2	52,54,172,174
2	39	BO 204138	Spring-RH-outside door handle return	2-4	51,53,58
		BO 204139	Spring-LH-outside door handle return	2-4	51,53,58
		BO 204146	Spring-RH-outside door handle return	2-4	52,54
3	39	BO 204147	Spring-LH-outside door handle return	2-4	52,54
3	39	BO 170556	Screw-door outside handle to door #10-24 x 5/8	AR	All
		BO 170557	Screw-door outside handle to door #10-32 x 1/2	AR	All
		BO 70322	Lockwasher-door outside handle screw #10	AR	All
			NOTE - Sets of 204142-3 used intermittently with sets of 204144-5 on models 172-174.		
DD2-			DOOR INSIDE HANDLES		
1	39	BO 147275	Handle-door inside	2-4	51,53,58,171,173,178 exc Station
2	39	BO 204250	Handle-door inside	2-4	52,54,172,174
		BO 204265	Escutcheon-door inside handle. Blue	2-4	51,53,58,171,173,178
		BO 204268	Escutcheon-door inside handle Blue	2-4	52,54,172,174
		BO 79709	Spring-door inside handle escutcheon	2-4	All
		BO 147278	Pin-door inside handle escutcheon	2-4	All
DD3-			WINDOW REGULATOR HANDLES		
1	39	BO 204259	Handle assy-door wing regulator Blue knob	2	51-171 CvBro
2	39	BO 204262	Handle assy-door wing regulator Blue knob	2	52,54,172,174
2	39	BO 204253	Handle assy-door and quarter regulator Blue knob	4-6	51,53,58,171,173,178 exc Station
3	39	BO 204256	Handle assy-door and quarter regulator Blue knob	4-6	52,54,172,174
		BO 204265	Escutcheon-door and quarter window reg handles Blue	AR	51,53,58,171,173,178
		BO 204268	Escutcheon-door and quarter window reg handles Blue	AR	52,54,172,174
		BO 147278	Pin-door and quarter window regulator handles	AR	All
		BO 79709	Spring-door and quarter window regulator handles	AR	All
		BO 204238	Knob-quarter window regulator Blue	2	All Sedans, 52-54,172,174 ClubCpe
DD4-			REAR COMPARTMENT DOOR HANDLES		
1	39	BO 147394	Handle assy-less cylinder-rear compartment door	1	All exc Cab-CabPu-Station
2	39	BO 205098	Spring-rear compartment door handle	1	All exc Cab-CabPu-Station
		BO 206197	Cylinder & keys assy-rear compartment door handle lock	1	All exc Cab-CabPu-Station
		BO 121828	Cylinder-blank-rear- compartment door handle lock	1	All exc Cab-CabPu-Station
		BO 45986	Key-rear compartment door handle Specify key no.	1	All exc Cab-CabPu-Station
		BZ 71463	Nut-rear compartment door handle. 3/8-16 x 21/64	1	All exc Cab-CabPu-Station
		BO 70121	3/8 Lockwasher-rear compartment door handle 3/8	1	All exc Cab-CabPu-Station



Front Door-Friction Type Wing

PLATE 40


Group & Illus. No.	Plate No.	Part No.	NAME	Per Car	Models
--------------------	-----------	----------	------	---------	--------



Front Door-Crank Type Wing  
PLATE 41

EE1-			DOOR ASSEMBLY		
		C 203902	Door assembly-RH-skeleton	1	51-171 Bro
		C 206403	Door assembly-LH-skeleton	1	51-171 Bro
		C 203910	Door assembly-RH-skeleton-front	1	51-53-171-173 Sedan
		C 206411	Door assembly-LH-skeleton-front	1	51-53-171-173 Sedan
		C 203922	Door assembly-RH-skeleton	1	51-53-171-173 Cpe-ClubCpe
		C 206423	Door assembly-LH-skeleton	1	51-53-171-173 Cpe-ClubCpe
		C 203942	Door assembly-RH-skeleton	1	51-171 CvBro
		C 206443	Door assembly-LH-skeleton	1	51-171 CvBro
		C 203918	Door assembly-RH-skeleton	1	Cab-CabPu
		C 203919	Door assembly-LH-skeleton	1	Cab-CabPu

Group & Illus. No.	Plate No.	Part No.	NAME	Per Car	Models
--------------------	-----------	----------	------	---------	--------



Front Door-Crank Type Wing  
 PLATE 41

EE1-		DOOR ASSEMBLY (Cont'd.)			
		C 203934	Door assembly-RH-skeleton-front	1	52-54-172-174 Sedan
		C 206435	Door assembly-LH-skeleton-front	1	52-54-172-174 Sedan
		C 203938	Door assembly-RH-skeleton	1	52-54-172-174 ClubCpe
		C 206439	Door assembly-LH-skeleton	1	52-54-172-174 ClubCpe
		C 203946	Door assembly-RH-skeleton	1	54-174 CvBro
		C 206447	Door assembly-LH-skeleton	1	54-174 CvBro
		C 203962	Door assembly-RH-rear-skeleton	1	51-53-171-173 Sedan
		C 203963	Door assembly-LH-rear-skeleton	1	51-53-171-173 Sedan
		C 203978	Door assembly-RH-rear-skeleton	1	52-54-172-174 Sedan
		C 203979	Door assembly-LH-rear-skeleton	1	52-54-172-174 Sedan

## DOORS

1946-1947

EE

Group & Illus. No.	Plate No.	Part No.	NAME	Per Car	Models
EE2-			DOOR HINGES		
		BO 203558	Hinge-upper RH-front-door half	1	All exc Cab-CabPu
		BO 203559	Hinge-upper LH-front-door half	1	All exc Cab-CabPu
		BO 203554	Hinge & cover plate assy-upper RH-front-body half	1	All exc Cab-CabPu
		BO 203555	Hinge & cover plate assy-upper LH-front-body half	1	All exc Cab-CabPu
		BO 203564	Hinge-lower RH-front-door half	1	All exc Cab-CabPu
		BO 203565	Hinge-lower LH-front-door half	1	All exc Cab-CabPu
		BO 203562	Hinge-lower RH-front-body half	1	All exc Cab-CabPu
		BO 203563	Hinge-lower LH-front-body half	1	All exc Cab-CabPu
		BO 147558	Hinge-upper RH-door half	1	Cab-CabPu
		BO 147559	Hinge-upper LH-door half	1	Cab-CabPu
		BO 147554	Hinge & cover plate assy-upper RH-body half	1	Cab-CabPu
		BO 147555	Hinge & cover plate assy-upper LH-body half	1	Cab-CabPu
		BO 147564	Hinge-lower RH-door half	1	Cab -Cab Pu
		BO 147565	Hinge-lower LH-door half	1	Cab-CabPu
		BO 147562	Hinge-lower RH-body half	1	Cab-CabPu
		BO 147563	Hinge-lower LH-body half	1	Cab-CabPu
9	42	BO 147570	Hinge-upper RH-rear-door half	1	All Sedans
9	42	BO 147571	Hinge-upper LH-rear-door half	1	All Sedans
		BO 204568	Hinge-upper RH-rear-body half	1	All Sedans
		BO 204569	Hinge-upper LH-rear-body half	1	All Sedans
11	42	BO 147580	Hinge-lower RH-rear-door half	1	All Sedans
11	42	BO 147581	Hinge-lower LH-rear-door half	1	All Sedans
12	42	BO 203576	Hinge & cover plate assy-lower RH-rear-body half	1	All Sedans
12	42	BO 203577	Hinge & cover plate assy-lower LH-rear-body half	1	All Sedans
		BO 203556	Friction spring-front door hinge-upper RH-lower LH	2	All
		BO 203557	Friction spring-front door hinge-upper LH-lower RH	2	All
		BO 203578	Friction spring-rear door hinge-upper RH-lower LH	2	All Sedans
		BO 203579	Friction spring-rear door hinge-upper LH-lower RH	2	All Sedans
		BO 200436	Pin-door hinge-upper front-lower rear	2-4	All
		BO 203566	Pin-door hinge-lower front	2	51,52,53,54,171,172,173,174
		BO 200435	Pin-door hinge-upper rear	2	All Sedans
		BO 120532	Pin-door hinge-lower front	2	58-178 Cab-CabPu
		BO 200437	Bushing-door hinge	4-8	All
		BO 70870	Rivet-front door lower hinge-door half 1/4 x 11/16	8	All
		BO 71307	Rivet-front door lower hinge-body half 1/4 x 3/4	6	All
		BO 70656	Rivet-rear door upper hinge-body half to header 1/4 x 7/16	4	All Sedans
		BO 70293	Rivet-rear door upper hinge-body half to pillar 1/4 x 1/2	2	All Sedans
		BO 170644	Bolt-front door upper hinge-body half 5/16-24 x 3/4	6	All
		BO 170501	Bolt-front door upper hinge-door half 5/16-24 x 7/8	5	All
		BO 170643	Bolt-rear door upper hinge-door half 5/16 -24 x 3/4	4	All Sedans
20	42	BO 170644	Bolt-rear door lower hinge-door and body half 5/16-24 x 3/4	12	All Sedans
		BO 147582	Tapping plate-front door upper hinge-door half	2	All
		BO 147583	Tapping plate-rear door upper hinge-door half	2	All Sedans
		BO 147582	Tapping plate-rear door lower hinge-door half	2	All Sedans
		BO 146275	Cage nut-on cowl panel reinforcement and rear pillar 5/16-24	AR	All
EE3-			DOOR CHECK		
1	40	BO 147495	Check-front and rear doors	2-4	All
		BO 147491	Bumper-front door check	2	All
		BO 70042	Rivet-door check bumper #9 x 1/4	4	All
		BO 170522	Pivot screw-door check 10-32 x 7/16	2-4	All
		BO 146796	Bracket-pillar-door check On body	2-4	All
		BO 170329	Plain washer-front pillar door check bracket 33/64	2-4	All
		BO 170002	Lockwasher-front pillar door check bracket 1/2	2-4	All
		BO 70114	Nut-pillar door check bracket 1/2-20 x 5/16	2-4	All
		BZ 70563	Lockwasher-door check pivot #10	2-4	All

Group & Illus. No.	Plate No.	Part No.	NAME	Per Car	Models
EE4-			DOOR LOCKS AND REMOTE CONTROL		
1	40	BO 204730	Lock assembly-RH-front door	1	All
		BO 204733	Lock assembly-LH-front door	1	Cab, CabPu
1	40	BO 204733	Lock assembly-RH-rear door	1-2	All Sedans
		BO 204735	Lock assembly-LH-front door	1	171, 172, 173, 174
2	42	BO 204731	Lock assembly-LH-rear door	1	All Sedans
		BO 209969	Spring-door lock bolt	2-4	All
		BO 209661	Knob-door lock release	2-4	All
			Gray		
		BO 209660	Knob-door lock release	2-4	All
			Brown		
		BO 70853	Screw-door lock to frame	2-4	All
			1/4-28 x 9/16		
		BO 170563	Screw-door lock to frame	4-8	All
			1/4-28 x 3/8		
		BO 12857	Washer-door lock to frame screw	2-4	All
			17/64		
		BO 148344	Striker assembly-door lock-RH front-LH rear	1-2	All
		BO 148345	Striker assembly-door lock-LH front-RH rear	1-2	All
		BO 141345	Wick-door lock striker plate oil	AR	All
		BO 200181	Spacer plate-door lock striker plate	AR	All
			1/8 thick		
		BO 200298	Spacer plate-door lock striker plate	AR	All
			1/16 thick		
		BO 140175	Tapping plate-door lock striker plate	4-8	All
		BO 170431	Screw-door lock striker plate	AR	All
			1/4-28 x 1/2		
		BO 170441	Screw-door lock striker plate	AR	All
			1/4-28 x 11/16		
		BO 204014	Safety lock complete-RH-front door	1-2	All
		BO 204012	Safety lock assembly-less cylinder & keys	1-2	All
		BO 141276	Cylinder and key assy-door safety lock	1-2	All
		BO 45986	Key-door safety lock	1-2	All
			Specify key no.		
		BO 134758	Bezel-door safety lock	1-2	All
		BO 170264	Set screw-door safety lock	1-2	All
			10-32 x 11/16		
6	40	BO 205270	Remote control assembly-RH-front door	1	All Bro-3Cpe-ClubCpe
6	40	BO 205271	Remote control assembly-LH-front door	1	All Bro-3Cpe-ClubCpe
6	40	BO 205272	Remote control assembly-RH-front door	1	All Sedan-Cab-CabPu
6	40	BO 205273	Remote control assembly-LH-front door	1	All Sedan-Cab-CabPu
		BO 205274	Remote control assembly-RH-front door	1	CvBro
		BO 205275	Remote control assembly-LH-front door	1	CvBro
8	42	BO 205276	Remote control assembly-RH-rear door	1	All Sedans
8	42	BO 205277	Remote control assembly-LH-rear door	1	All Sedans
		BO 136087	Spring-door lock remote control	2-4	All
		BO 71389	Washer-door lock remote control link	2-4	All
		BO 96089	Anti-rattle spring-door lock remote control link	2-4	All
		BO 170602	Bolt-remote control attaching	6-12	All
			1/4-28 x 1/2		
EE7-			DOOR DOVETAILS & BUMPERS		
1	40	BO 141734	Dovetail-male.	2-4	All exc CvBro
		BO 141735	Dovetail-male	2	CvBro
		BO 170441	Screw-door dovetail	4-8	All exc CvBro
			1/4-28 x 11/16		
		BO 170438	Screw-door dovetail	4	CvBro
			1/4-28 x 9/16		
		BO 141345	Oil wick-door dovetail	AR	All
		BO 142214	Bumper-door	4-8	All exc CvBro
		BO 75152	Retainer-door bumper	4-8	All exc CvBro
		BO 170375	Screw-door bumper retainer	4-8	All exc CvBro
			1/4-20 x 9/16		
		BO 123695	Bumper-door	2	CvBro
		BO 141738	Bumper-upper-door	2	CvBro
		BO 141739	Tappingplate-door upper bumper	2	CvBro
		BO 70109	Lockwasher-door upper bumper screw	4	CvBro
			1/4		
		BO 170412	Screw-door upper bumper	4	CvBro
			1/4-28 x 1/2		
EE8-			FRONT DOOR TRACK		
1	40	BO 141351	Track assembly-front door	2	All exc CvBro
		BZ 18464	Bolt-door track to crossmember	4	All exc CvBro
			1/4-20 x 11/16		
		BO 70155	Plain washer-door track to crossmember bolt	4	All exc CvBro
			17/64		
		BO 71730	Lockwasher-door track to crossmember bolt	4	All exc CvBro
			1/4		
		BZ 70874	Nut-door track to crossmember bolt	4	All exc CvBro
			1/4-20		
		BO 141365	Shim-track to auxiliary crossmember	2	All exc CvBro
3	40	BO 141353	Stop-window track	2	All exc CvBro

## DOORS

1946-1947


EE

Group & Illus. No.	Plate No.	Part No.	NAME	Per Car	Models
EE8-			FRONT DOOR TRACK (Cont'd.)		
		BO 170330	Lockwasher-window track stop 1/4	4	All exc CvBro
		BO 71443	Nut-track window stop 1/2-28	2	All exc CvBro
		BO 148992	Track assembly-RH-door Included in cradle comp	1	CvBro
		BO 148993	Track assembly-LH-door Included in cradle comp	1	CvBro
		BO 148994	Support assembly-door track	2	CvBro
		BO 114853	Spring-door track	2	CvBro
		BO 114854	Buffer-door track spring	2	CvBro
		BO 70523	Rivet-door track spring buffer.	16	CvBro
		BO 148998	Bracket-door track support	2	CvBro
		BO 70028	Rivet-door track support brkt to crossmember	4	CvBro
		BO 18464	Bolt-track support to lower crossmember 1/4-20 x 11/16	4	CvBro
		BO 12857	Plain washer-support to lower crossmember bolt 17/64	4	CvBro
		BO 71730	Lockwasher-support to lower crossmember bolt 1/4	4	CvBro
		BZ 70874	Nut-support to lower crossmember bolt 1/4-20	4	CvBro
		BO 116924	Brace-track support to regulator	2	CvBro
		BO 18458	Bolt-track support to brace	2	CvBro
		BO 71730	Lockwasher-track support to brace bolt 1/4	2	CvBro
		BZ 70874	Nut-track support to brace bolt 1/4-20	2	CvBro
		BO 18464	Bolt-door track to belt crossmember 1/4-20 x 11/16	8	CvBro
		BO 12857	Plain washer-door track to belt crossmember 17/64	8	CvBro
		BO 71730	Lockwasher-door track to belt crossmember bolt 1/4	8	CvBro
4	40	BO 141354	Roller guide-RH-front door window-	1	All exc CvBro
4	40	BO 141355	Roller guide-LH-front door window	1	All exc CvBro
		BO 141356	Pilot-roller guide to track	2	All exc CvBro
		BO 141357	Friction washer-roller guide to track pilot	4	All exc CvBro
		BO 170329	Plain washer-roller guide to track pilot 33/64	2	All exc CvBro
		BO 22699	Spring-roller guide to track pilot	2	All exc CvBro
		BO 71730	Lockwasher-roller guide to track pilot 1/4	2	All exc CvBro
		BO 71443	Nut-roller guide to track pilot 1/4-28	2	All exc CvBro
8	40	BO 18464	Bolt-roller guide to support bracket 1/4-20 x 11/16	4	All exc CvBro
		BO 70155	Plain washer-roller guide to support bracket 17/64	4	All exc CvBro
		BO 71730	Lockwasher-roller guide to support bracket 1/4	4	All exc CvBro
EE9-			DOOR WEATHERSTRIPS		
		BO 207043	Weatherstrip-upper-door opening 51" long	2	All Bro-3Cpe-ClubCpe
		BO 207044	Weatherstrip-upper-door opening 74" long	2	All Sedan
		BO 207045	Weatherstrip-upper-door opening 44" long	2	All Cab-CabPu
		BO 200734	Weatherstrip-upper-door opening 7-1/2" long	2	All CvBro
		BO 200735	Weatherstrip-lower-door opening-on door 21 5/8" long	2	All exc CvBro
		BO 200736	Weatherstrip-lower-door opening-on door 21 5/8" long	2	All CvBro
		BO 203836	Weatherstrip-door lock pillar Service	2-4	All exc CvBro
5	40	C 202664	Weatherstrip assembly-RH-front door bottom	1	All Sedan-Cab-CabPu
5	40	C 202665	Weatherstrip assembly-LH-front door bottom	1	All Sedan-Cab-CabPu
5	40	C 202666	Weatherstrip assembly-RH-front door bottom	1	All Bro-3Cpe-ClubCpe-CvBro
5	40	C 202667	Weatherstrip assembly-LH-front door bottom	1	All Bro-3Cpe-ClubCpe-CvBro
6	42	C 202668	Weatherstrip assembly-rear door bottom	2	All Sedan
		C 204244	Weatherstrip-front door panel extension	2	All Sedan
		C 204245	Weatherstrip-front door panel extension	2	All Bro-3Cpe-ClubCpe-CvBro
		C 204246	Weatherstrip-rear door panel extension	2	All Sedan

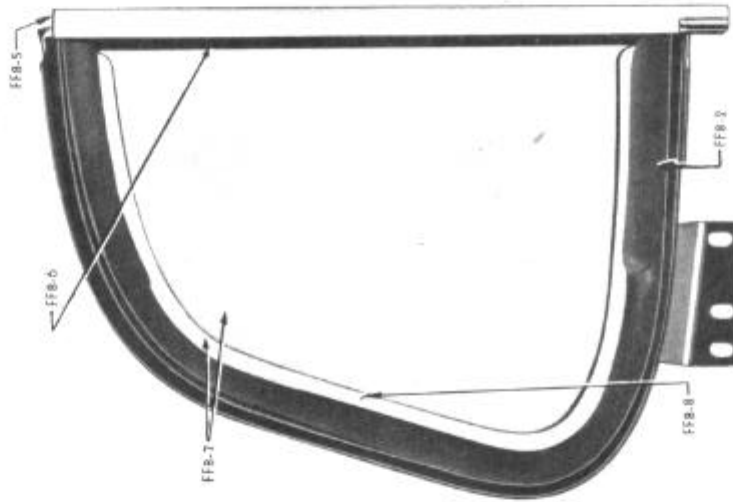
Group & Illus. No.	Plate No.	Part No.	NAME	Per Car	Models
FF2-			WINDOW FRAMES & REST CHANNELS		
		C 148983	Frame-door window glass	2	CvBro
		C 146574	Frame assembly-RH-quarter window	1	All Bro
		C 146575	Frame assembly-LH-quarter window	1	All Bro
		C 204202	Frame assembly-RH-quarter window	1	All Sedans
		C 204203	Frame assembly-LH-quarter window	1	All Sedans
		C 204794	Frame assembly-RH-quarter window	1	52-54-172-174 ClubCpe
		C 204795	Frame assembly-LH-quarter window	1	52-54-172-174 ClubCpe
		BO 204213	Bracket-quarter window frame to fastening plate	4	52-54-172-174 ClubCpe, All Sedans
		BO 204215	Bracket-upper-quarter window frame to compt panel	2	52-54-172-174 ClubCpe, All Sedans
		BO 204052	Bracket-lower-quarter window frame to compt panel	2	All Sedans
		BO 134311	Plate assembly-quarter window frame fastening	6	All Sedans, 52-54-172-174 ClubCpe
		BO 18464	Bolt-quarter window frame attaching 1/4-20 x 5/8	4-6	All Sedans, 52-54-172-174 ClubCpe
		BO 170292	Bolt-quarter window frame attaching-lower rear	2	All Sedans, 52-54-172-174 ClubCpe
		BO 170927	Bolt-quarter window-front upper	2	All Sedans
		BO 170060	Screw-quarter window #10 x 3/8	2	All Sedans, 52-54-172-174 ClubCpe
		BO 12857	Plain washer-quarter window frame bolt 17/64	6-2	All Sedans, 52-54-172-174 ClubCpe
		BO 262	Plain washer-quarter window frame bolt 17/64	4	All Sedans, 52-54-172-174 ClubCpe
		BZ 70673	Lockwasher-quarter window frame bolt 1/4	8	All Sedans, 52-54-172-174 ClubCpe
		BZ 70874	Nut-quarter window frame attaching bolt 1/4-20	2	All Sedans, 52-54-172-174 ClubCpe
		BO 71377	Screw-door glass frame 6-32 x 3/8	8	CvBro
		BO 204706	Retainer assy-RH-quarter window weatherstrip	1	All Sedans
		BO 204707	Retainer assy-LH-quarter window weatherstrip	1	All Sedans
		BO 204792	Retainer assy-RH-quarter window weatherstrip	1	52-54-172-174 ClubCpe
		BO 204793	Retainer assy-LH-quarter window weatherstrip	1	52-54-172-174 ClubCpe
5	40	BO 141360	Rest channel and guide assy-RH-front door glass	1	All Sed-Cab-CabPu
5	40	BO 141361	Rest channel and guide assy-LH-front door glass	1	All Sed-Cab-CabPu
5	40	BO 141362	Rest channel and guide assy-RH-front door glass	1	All Bro-3Cpe-ClubCpe
5	40	BO 141363	Rest channel and guide assy-LH-front door glass	1	All Bro-3Cpe-ClubCpe
6	42	BO 120198	Rest channel and guide assy-RH-rear door glass	1	All Sedans
6	42	BO 120199	Rest channel and guide assy-LH-rear door glass	1	All Sedans
		C 199316	Rest channel and brace assy-RH-door glass	1	CvBro
		C 109317	Rest channel and brace assy-LH-door glass	1	CvBro
		BO 204704	Rest channel and regulator assy-RH-quarter window	1	All Sedans-ClubCpe
		BO 204705	Rest channel and regulator assy-LH-quarter window	1	All Sedans-ClubCpe
		BO 146568	Rest channel assembly-quarter window	2	All Bro
		C 147208	Reinforcement-RH-quarter window opening	1	All 3Cpe, 51-53-171-173 ClubCpe
		C 147209	Reinforcement-LH-quarter window opening	1	All 3Cpe, 51-53-171-173 ClubCpe
		BO 146369	Brace-quarter window reinf to shelf panel support	2	All 3Cpe, 51-53-171-173 ClubCpe
FF3-			GLASS RUNS AND CHANNELS		
			NOTE - First type glass runs are fastened to channel with screws. Second type runs are cemented to channel.		
1	40	C 126986	Glass run-door-first type To car 9274	2	All Bro
1	40	C 209714	Glass run-door-second type After car 9274	2	All Bro
1	40	C 126988	Glass run-front door-first type To car 12816	2	All Sed-Cab-CabPu
1	40	C 209710	Glass run-front door-second type After car 12816	2	All Sed-Cab-CabPu
1	40	C 126990	Glass run-door-first type To car 31769	2	All 3Cpe-ClubCpe
1	40	C 209714	Glass run-door-second type After car 31769	2	All 3Cpe-ClubCpe



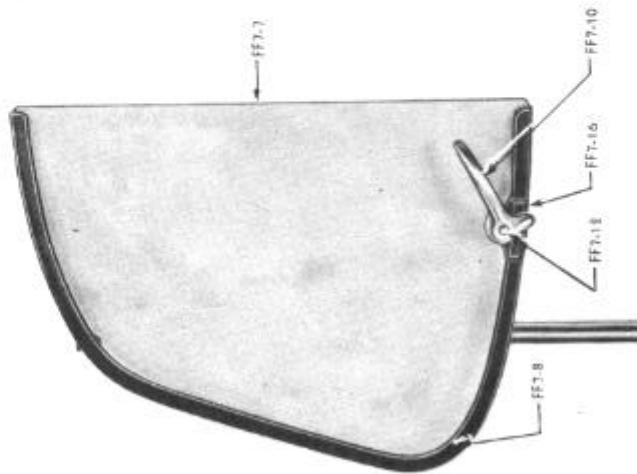
Group & Illus. No.	Plate No.	Part No.	NAME	Per Car	Models
FF3-			GLASS RUNS AND CHANNELS (Cont'd.)		
2	42	C 112687	Glass run-rear door-first type To car 12816	2	All Sed
2	42	C 209711	Glass run-rear door-second type After car 12816	2	All Sed
3	43	BO 109424	Glass run-center-RH-door glass Incl. in cradle complete	1	All CvBro
3	43	BO 109425	Glass run-center-LH-door glass Incl. in cradle complete	1	All CvBro
		C 146571	Glass run-quarter wdo-first type To car 9274	2	All Bro
		C 209713	Glass run-quarter wdo-second type After car 9274	2	All Bro
		BO 204219	Felt-quarter window glass stop 14" long	2	All Sed,52-54 ClubCpe
		BO 75261	Clip-door glass run-first type glass run	2	All Sed
		BO 70042	Rivet-door glass run clip-first type glass run	2	All Sed
		BO 71369	Screw-door glass run-first type glass run	AR	All exc CvBro
		BO 1636	Screw-door glass run to wing cradle.	8	All CvBro
		BO 70042	Rivet-door glass run-lower-first type glass run	2	All exc CvBro
		BO 170267	Screw-door glass run-upper-second type.	2	All exc CvBro
		BO 70814	Screw-door glass run-upper-first type glass run	4	All exc CvBro
		BO 114966	Glass run channel-RH-front door lock pillar	1	All exc CvBro
		BO 142679	Glass run channel & plate assy-LH front door lock pillar	1	All exc CvBro
		BO 142688	Channel assy-RH-rear door lock pillar	1	All Sed
		BO 142689	Channel assy-LH-rear door lock pillar	1	All Sed
		BO 107172	Channel and bracket assy-RH-rear door	1	All Sed
		BO 107173	Channel and bracket assy-LH-rear door	1	All Sed
		BO 170267	Screw-glass run channel to lock pillar brkt #10-32	2	All exc CvBro
		BO 170395	Lockwasher-channel to lock pillar brkt screw 3/16	2	All exc CvBro
		BO 170367	Bolt-rear door lock pillar glass run channel	4	All Sed
		BZ 12111	Lockwasher-rear door lock pillar glass run channel bolt	4	All Sed
		BO 18479	Nut-rear door lock pillar glass run channel bolt	4	All Sed
		BO 71585	Rivet-rear door lock pillar glass run channel to bracket	2	All Sed
		BO 71585	Rivet-rear door hinge pillar glass run channel to bracket	2	All Sed
		BO 71585	Rivet-rear door lock pillar glass run channel to reinf	2	All Sed
20	40	BO 140824	Channel and bracket assy-RH-front door glass run	1	All exc CvBro
20	40	BO 140825	Channel and bracket assy-LH-front door glass run	1	All exc CvBro
		BO 146692	Channel assy-RH-rear-door glass run	1	All CvBro
		BO 146693	Channel assy-LH-rear-door glass run	1	All CvBro
		BO 18464	Bolt-front door glass run channel bracket 1/4-20 x 7/8	4	All exc CvBro
		BO 70155	Plain washer-front door glass run channel bolt 17/64	4	All exc CvBro
		BO 71730	Lockwasher-front door glass run channel bolt 1/4	4	All exc CvBro
		BO 18451	Bolt-door glass run channel-rear 10-32 x 13/16	2	All CvBro
		BO 170437	Bolt-door glass run channel-upper 10-32 x 1/4	2	All CvBro
		BZ 70563	Lockwasher-door glass run channel bolt #10	4	All CvBro
FF4-			WINDOW WEATHERSTRIPS AND SEALS		
		BO 125484	Weatherstrip-RH-inner-door window belt	1	All Bro-3Cpe-ClubCpe
		BO 125485	Weatherstrip-LH-inner-door window belt	1	All Bro-3Cpe-ClubCpe
		BO 125486	Weatherstrip-RH-inner-front door window belt	1	All Sed-Cab-CabPu
		BO 125487	Weather strip-LH-inner-front door window belt	1	All Sed-Cab-CabPu
		BO 142154	Weatherstrip-RH-inner-door window belt	1	CvBro
		BO 142155	Weatherstrip-LH-inner-door window belt	1	CvBro
		BO 125494	Weatherstrip-inner-rear door window belt	2	All Sed
		BO 170474	Staple-door belt weatherstrip Service	AR	All
		BO 147148	Weatherstrip-RH-inner-quarter window belt	1	All Bro
		BO 147149	Weatherstrip-LH-inner-quarter window belt	1	All Bro
		BO 204230	Weatherstrip-RH-inner-quarter window	1	All Sed
		BO 204231	Weatherstrip-LH-inner-quarter window	1	All Sed
		BO 204232	Weatherstrip-RH-inner-quarter window	1	52-54-172-174 ClubCpe
		BO 204233	Weatherstrip-LH-inner-quarter window	1	52-54-172-174 ClubCpe
		BO 146646	Weatherstrip-RH-outer-quarter window	1	All Sed
		BO 146547	Weatherstrip-LH-outer-quarter window	1	All Sed
		BO 146522	Weatherstrip-RH-outer-quarter window	1	52-54-172-174 ClubCpe
		BO 146523	Weatherstrip-LH-outer-quarter window	1	52-54-172-174 ClubCpe
		BO 147790	Weatherstrip-quarter window	2	51-53-171-173 ClubCpe, All 3Cpe
		C 148626	Weatherstrip-rear window	1	All Bro-Sed-3Cpe-ClubCpe
		BO 128657	Weatherstrip-rear window	1	All Cab-CabPu



Door Wing  
Crank Type for Convertibles



Door Wing  
Crank Type for Closed Cars



Door Wing  
Friction Type

PLATE 43

WINDOWS

1946-1947

FF

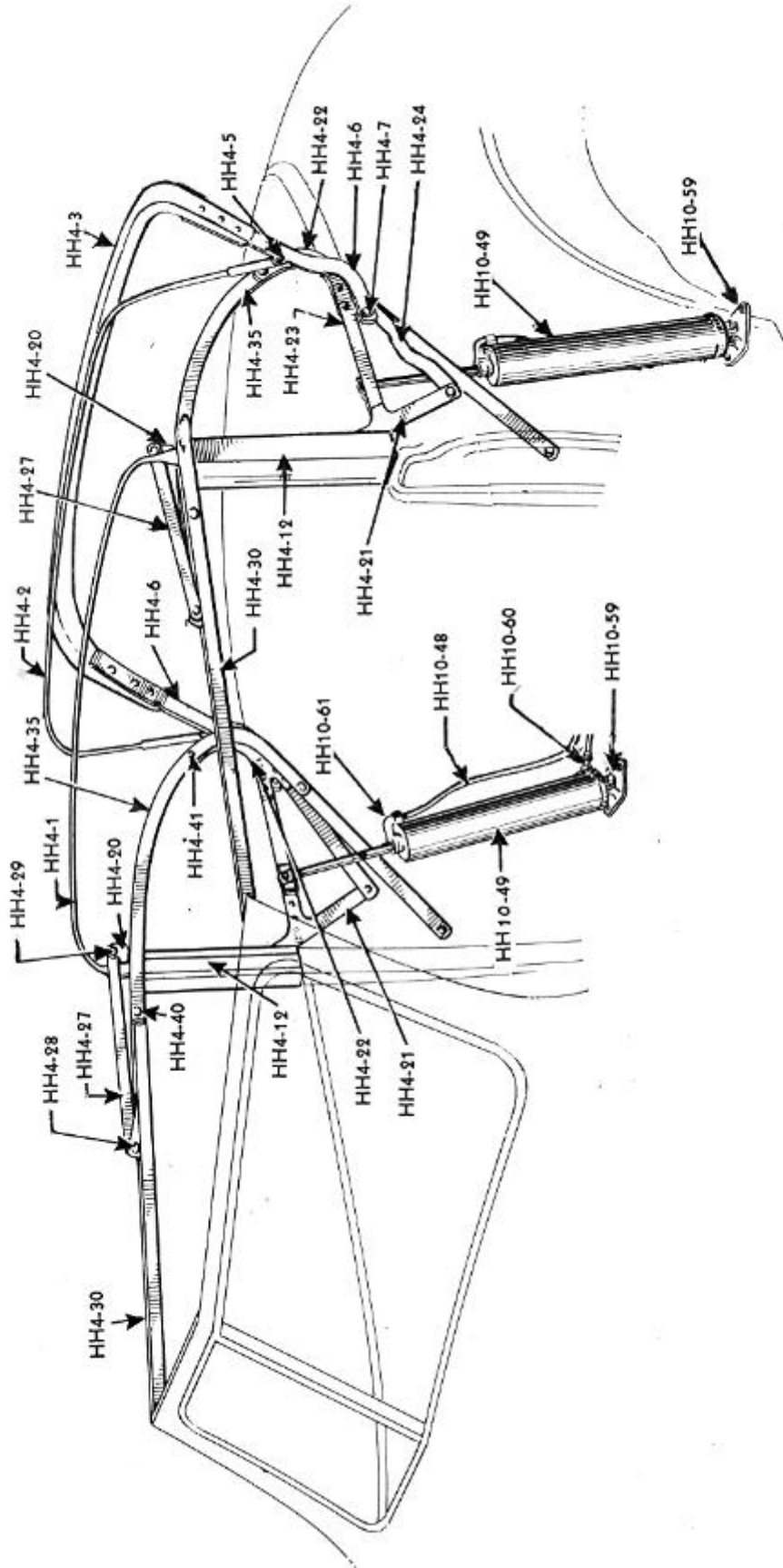
Group & Illus. No.	Plate No.	Part No.	NAME	Per Car	Models
FF5-			WINDOW BUMPERS & CUSHIONS		
		BO 109223	Cushion-front door window glass	2	All
FF6-		BO 109223	Cushion-quarter and rear door window	2-4	All Sed, Bro
			WINDOW MISCELLANEOUS PARTS		
		C 146941	Reinforcement assembly-rear window opening	1	52-54-172-174 Sed
		C 146940	Reinforcement-rear window opening	1	All
		BO 146081	Bracket-dome lamp-rear window opening reinforcement	1	52-54-172-174 Sed
		C 147208	Reinforcement-RH-quarter wdo opening	1	51-53-171-173 Coupes
		C 147209	Reinforcement-LH-quarter wdo opening	1	51-53-171-173 Coupes
		BO 146369	Brace-reinforcement to shelf panel support	2	51-53-171-173 Coupes
FF7-			FRONT DOOR WING-FRICTION TYPE		
		BO 141902	Wing and weatherstrip retainer complete-RH	1	51-53-58-171-173-178 exc CvBro
		BO 141903	Wing and weatherstrip retainer complete-LH	1	51-53-58-171-173-178 exc CvBro
		BO 141610	Retainer assembly-RH-wing weatherstrip	1	51-53-58-171-173-178 exc CvBro
		BO 141611	Retainer assembly-LH-wing weatherstrip	1	51-53-58-171-173-178 exc CvBro
5	40	BO 142250	Weatherstrip-RH-wing	1	51-53-58-171-173-178 exc CvBro
5	40	BO 142251	Weatherstrip-LH-wing	1	51-53-58-171-173-178 exc CvBro
		BO 108510	Shim-thin-wing pivot	AR	51-53-58-171-173-178 exc CvBro
		BO 108511	Shim-thick-wing pivot	AR	51-53-58-171-173-178 exc CvBro
		BO 136548	Plate-wing locking	2	51-53-58-171-173-178 exc CvBro
		BO 70079	Rivet-wing locking plate	4	9/64 x 3/16 51-53-58-171-173-178 exc CvBro
7	43	BO 140874	Glass and frame assy-RH-wing	1	51-53-58-171-173-178 exc CvBro
7	43	BO 140875	Glass and frame assy-LH-wing	1	51-53-58-171-173-178 exc CvBro
8	43	BO 141842	Frame assembly-RH-wing glass	1	51-53-58-171-173-178 exc CvBro
8	43	BO 141843	Frame assembly-LH-wing glass	1	51-53-58-171-173-178 exc CvBro
		BO 170643	Rivet-wing frame stud to frame	4	9/64 x 1/4 51-53-58-171-173-178 exc CvBro
10	43	BO 136542	Handle-RH-wing locking	1	51-53-58-171-173-178 exc CvBro
10	43	BO 136543	Handle-LH-wing locking	1	51-53-58-171-173-178 exc CvBro
		BO 136840	Plunger-wing locking handle	2	51-53-58-171-173-178 exc CvBro
12	43	BO 136841	Knob-wing handle plunger	2	51-53-58-171-173-178 exc CvBro
		BO 126378	Spring-wing locking handle plunger	2	51-53-58-171-173-178 exc CvBro
		BO 126437	Washer-wing locking handle plunger	2	51-53-58-171-173-178 exc CvBro
		BO 126419	Pin-wing locking handle	2	51-53-58-171-173-178 exc CvBro
16	40	BO 141841	Stud assembly-wing frame	2	51-53-58-171-173-178 exc CvBro
17	40	BO 134230	Center bar and weatherstrip assy-RH-wing	1	51-53-58-171-173-178 exc CvBro
17	40	BO 134231	Center bar and weatherstrip assy-LH-wing	1	51-53-58-171-173-178 exc CvBro

Group & Illus. No.	Plate No.	Part No.	NAME	Per Car	Models
FF7-			FRONT DOOR WING-FRICTION TYPE (Cont'd.)		
		BO 126414	Weatherstrip-wing center bar	2	51-53-58-171-173-178 exc CvBro
		BO 70042	Rivet-wing center bar weatherstrip #9 x 1/4	2	51-53-58-171-173-178 exc CvBro
		BO 170048	Screw-weatherstrip retainer to header #8 x 3/8 SM	2	51-53-58-171-173-178 exc CvBro
20	40	BZ 183333	Rivet-Lower-wing center bar 3/16 x 1/4	4	51-53-58-171-173-178 exc CvBro
		C 140809	Glass run-wing center bar	2	51-53-58-171-173-178 exc CvBro
		BO 123514	Cushion-wing	2	51-53-58-171-173-178 exc CvBro
		BO 141619	Clamp assembly-wing	2	51-53-58-171-173-178 exc CvBro
		BO 126370	Spring-wing clamp	4	51-53-58-171-173-178 exc CvBro
		BO 170071	Bolt-wing clamp 1/4-20 x 1	4	51-53-58-171-173-178 exc CvBro
		BO 71376	Washer-wing clamp bolt 17/64	4	51-53-58-171-173-178 exc CvBro
		BO 126371	Backing plate-wing clamp	2	51-53-58-171-173-178 exc CvBro
		BO 170327	Bolt-wing clamp to crossmember 1/4-28 x 11/16	4	51-53-58-171-173-178 exc CvBro
		BO 70155	Lockwasher-clamp to crossmember bolt 17/64	4	51-53-58-171-173-178
FF8-			FRONT DOOR WING-CRANK TYPE		exc CvBro
		BO 141906	Retainer complete-RH-wing weatherstrip	1	52-54-172-174 exc CvBro
		BO 141907	Retainer complete-LH-wing weatherstrip	1	52-54-172-174 exc CvBro
2	43	BO 142252	Weatherstrip-RH-wing	1	52-54-172-174 exc CvBro
2	43	BO 142253	Weatherstrip-LH-wing	1	52-54-172-174 exc CvBro
		BO 141610	Retainer assembly-RH-wing weatherstrip	1	52-54-172-174 exc CvBro
		BO 141611	Retainer assembly-LH-wing weatherstrip	1	52-54-172-174 exc CvBro
		BO 108510	Shim-thin-wing pivot	1	52-54-172-174 exc CvBro
		BO 108511	Shim-thick-wing pivot	1	52-54-172-174 exc CvBro
5	41	BO 134230	Center bar and weatherstrip assy-RH-wing	1	52-54-172-174 exc CvBro
5	41	BO 134231	Center bar and weatherstrip assy-LH-wing	1	52-54-172-174 exc CvBro
6	43	BO 126414	Weatherstrip-wing center bar	2	52-54-172-174 exc CvBro
7	43	BO 134224	Glass and frame assembly-RH-wing	1	52-54-172-174 exc CvBro
7	43	BO 134225	Glass and frame assembly-LH-wing	1	52-54-172-174 exc CvBro
8	43	BO 134222	Frame-RH-wing glass	1	52-54-172-174 exc CvBro
8	43	BO 134223	Frame-LH-wing glass	1	52-54-172-174 exc CvBro
		BZ 18333	Rivet-lower-wing center bar 3/16 x 1/4	4	52-54-172-174 exc CvBro
9	41	C 140809	Glass run-wing center bar	2	52-54-172-114 exc CvBro
		BO 170048	Screw-weatherstrip retainer to header #8 x 3/8 SM	2	52-54-172-174 exc CvBro
		BO 146804	Cradle complete-RH-wing	1	CvBro
		BO 146805	Cradle complete-LH-wing	1	CvBro
11	43	BO 146686	Cradle-RH-wing	1	CvBro
11	43	BO 146687	Cradle-LH-wing	1	CvBro
12	43	BO 109426	Weatherstrip-RH-wing	1	CvBro
12	43	BO 109427	Weatherstrip-LH-wing	1	CvBro
		BO 111884	Pin-wing weatherstrip retaining	2	CvBro
		BO 109424	Glass run-door window center-RH	1	CvBro
		BO 109425	Glass run-door window center-LH	1	CvBro
		BO 1636	Screw-center glass run to wing cradle 8-32 x 1/2	1	CvBro
16	43	BO 140844	Glass and frame assy-RH-wing	1	CvBro
16	43	BO 140845	Glass and frame assy-LH-wing	1	CvBro
17	43	BO 140812	Frame-RH-wing glass	1	CvBro
17	43	BO 140813	Frame-LH -wing glass	1	CvBro
		BO 140842	Guide-wing glass frame	2	CvBro
		BO 71266	Screw-wing glass frame guide 10-32 x 5/16	4	CvBro
		BO 70660	Lockwasher-wing glass frame guide screw 3/16	4	CvBro
		BO 108907	Screw-wing pivot	2	CvBro
		BO 71395	Lockwasher-wing pivot screw 1/4	2	CvBro

Group & Illus. No.	Plate No.	Part No.	NAME	Per Car	Models
FF8-			FRONT DOOR WING-CRANK TYPE (Cont'd.)		
		BO 108510	Shim-thin-wing pivot	AR	CvBro
		BO 108511	Shim-thick-wing pivot	AR	CvBro
		BO 108515	Cushion-wing	2	CvBro
		BO 148992	Track assy-RH-wing	1	CvBro
		BO 148993	Track assy-LH-wing	1	CvBro
		BO 107836	Support assy-RH-control lever	1	CvBro
		BO 107837	Support assy-LH-control lever	1	CvBro
		BO 109431	Stop-lower-door window glass	2	CvBro
		BO 18464	Bolt-upper & lower-door wdo glass stop 1/4-20 x 11/16	4	CvBro
		BZ 70673	Lockwasher-window glass stop bolt 1/4	4	CvBro
		BO 262	Plain washer-window glass stop bolt 17/64	4	CvBro
		BZ 70874	Nut-window glass stop bolt 1/4-20	4	CvBro
		BO 108515	Cushion-wing	2	52-54-172-174
		BO 170327	Bolt-wing weatherstrip retainer to crossmember	2	52-54-172-174 exc CvBro
		BO 71443	Nut-wing weatherstrip retainer to crossmember bolt	2	52-54-172-174 exc CvBro
		BO 70042	Rivet-wing center bar glass run #9 x 1/4	2	52-54-172-174 exc CvBro
		BO 12857	Plain washer-wing weatherstrip retainer to crossmember bolt.	4	52-54-172-174 exc CvBro
FF11-			WINDOW REGULATORS		
1	41	BO 141340	Regulator assembly-RH-door wing	1	51-171 CvBro,52,54,172,174
1	41	BO 141341	Regulator assembly-LH-door wing	1	51-171C vBro,52,54,172,174
		BO 170327	Screw-door wing regulator	4	CvBro,52,54,172,174
		BO 70155	Plain washer-door wing regulator screw 17/64	4	CvBro,52,54,172,174
		BO 70186	Washer-lower-door wing regulator spacing	2	CvBro
		BO 17900	Washer-lower-door wing regulator spacing	2	CvBro
3	40	BO 141342	Regulator assembly-RH-front door window	1	All exc CvBro
3	40	BO 141343	Regulator assembly-LH-front door window	1	All exc CvBro
		BO 148608	Regulator assembly-RH-front door window	1	CvBro
		BO 148609	Regulator assembly-LH-front door window	1	CvBro
		BO 170602	Screw-front door window regulator	8	All exc CvBro
		BO 18464	Bolt-front door window regulator 1/4-20 x 11/16	8	CvBro
		BO 70155	Plain washer-front door window regulator bolt 17/64	4	CvBro
		BO 71730	Lockwasher-front door window regulator bolt 1/4	8	CvBro
		BZ 70874	Nut-front door window regulator bolt 1/4-20 x 1/4	4	CvBro
		BO 141366	Shim-regulator to auxiliary crossmember	2	All Bro-3Cpe-ClubCpe
		BO 70186	Spacing washer-window regulator	4	CvBro
		BO 146584	Regulator assy-RH-quarter window	1	All Bro
		BO 146585	Regulator assy-LH-quarter window	1	All Bro
		BO 204704	Regulator & rest channel assy-quarter window-RH	1	All Sed,52-54-172-174 ClubCpe
		BO 204705	Regulator & rest channel assy-quarter window-LH	1	All Sed,52-54-172-174 ClubCpe
		BO 204228	Panel assembly-RH-quarter window regulator	1	All Sed,52-54-172-174 ClubCpe
		BO 204229	Panel assembly-LH-quarter window regulator	1	All Sed,52-54-172-174 ClubCpe
		BO 204722	Spacer-quarter window regulator panel	2	All Sed,52-54-172-174 ClubCpe
		BO 170563	Screw-quarter window regulator panel 1/4-28 x 3/8	8	All Bro
		BO 170514	Stop screw-quarter window regulator panel #10 x 5/8	2	52-54-172-174 ClubCpe
6	42	BO 148606	Regulator assembly-RH-rear door window	1	All Sed
6	42	BO 148607	Regulator assembly-LH-rear door window	1	All Sed
		BO 170602	Screw-rear door window regulator	8	All Sed
FF13-			WINDOW DRAIN TROUGH		
		C 207788	Trough assembly-RH-quarter window	1	All Bro
		C 207789	Trough assembly-LH-quarter window	1	All Bro
		C 207786	Trough assembly-RH-quarter window	1	All Sed
		C 207787	Trough assembly-LH-quarter window	1	All Sed
		C 147212	Trough assembly-RH-quarter window On wheelhouse	1	All Bro-ClubCpe-3Cpe
		C 147213	Trough assembly-LH-quarter window On wheelhouse	1	All Bro-ClubCpe-3Cpe
		BO 146582	Brace-quarter window regulator panel to drain trough	2	All Bro

Group & Illus. No.	Plate No.	Part No.	NAME	Per Car	Models	
ROOF BOWS AND SILENCERS						
GG1-	C	148371	Bow-No 1-roof	52 5/8	1	All Bro-Sed-Cab-CabPu
	C	200444	Bow-No 1-roof	56 3/4	1	All 3Cpe-ClubCpe
	C	148372	Bow-No 2-roof	57 5/8	1	All Sed-Cab-CabPu
	C	148383	Bow-No 2-roof	56 21/32	1	All Bro
	C	200445	Bow-No 2-roof	56 5/32	1	All 3Cpe-ClubCpe
	C	148373	Bow-No 3-roof	58 5/16	1	All Sed
	C	148374	Bow-No 3-roof	58 15/16	1	All 3Cpe-ClubCpe
	C	148384	Bow-No 3-roof	59 3/16	1	All Bro
	C	148374	Bow-No 4-roof	58 15/16	1	All Bro
	C	148380	Bow-No 4-roof	58 5/32	1	All Sed
	C	204416	Bow-No 4-roof	59 3/8	1	51-53-171-173 ClubCpe, All 3Cpe
	C	209233	Bow-No 4-roof	55 13/32	1	52-54-172-174 ClubCpe
	C	148381	Bow-No 5-roof	56	1	All Bro-Sed
	C	204416	Bow-No 5-roof	59 3/16	1	51-53-171-173 ClubCpe, All 3Cpe
	C	209232	Bow-No 5-roof	57 5/16	1	52-54-172-174 ClubCpe
	C	148381	Bow-No 6-roof	56	1	All Bro-Sed
	BO	170514	Screw-roof bow	#10 x 5/8	AR	All
	BO	170529	Clip nut-roof bow	#10	AR	All
	BO	203059	Bracket-roof bow		2	All Bro-Sed-3Cpe-ClubCpe
	BO	170514	Screw-roof bow to quarter window frame	#10 x 1 SM	4	52-54-172-174 ClubCpe
	C	202140	Silencer-roof panel	Flintkote-56 x 48	1	All 3Cpe-ClubCpe
	C	202141	Silencer-roof panel	Flintkote-78 x 48	1	All Bro-Sed
	C	202143	Silencer-roof panel	Flintkote-22 x 48	1	All Cab-Cab-Pu
ROOF DRIP MOLDINGS						
GG6-	C	147920	Drip molding-RH-roof panel		1	All Bro
	C	147921	Drip molding-LH-roof panel		1	All Bro
	C	147922	Drip molding-RH-roof panel		1	All Sed
	C	147923	Drip molding-LH-roof panel		1	All Sed
	C	147926	Drip molding-RH-roof panel		1	All 3Cpe-ClubCpe
	C	147927	Drip molding-LH-roof panel		1	All 3Cpe-ClubCpe
	BO	149992	Filler-drip molding		1	Station

Group & Illus. No.	Plate No.	Part No.	NAME	Per Car	Models
HH11-			TOP DECK AND QUARTERS-CONVERTIBLES		
		C 202532	Top complete-trimmed.	1	CvBro
		C 202533	Top deck & side quarters assembly	1	CvBro
		C 202534	Reinforcement-RH-top	1	CvBro
		C 202535	Reinforcement-LH-top	1	CvBro
		BO 71527	Screw-top reinforcement to bow. #6 x 3/8	4	CvBro
		BO 170196	Washer-top reinforcement to bow screw #6	4	CvBro
		C 148730	Window assembly-RH-quarter	1	CvBro
		C 148731	Window assembly-LH-quarter	1	CvBro
		C 148734	Frame-RH-quarter window	1	CvBro
		C 148735	Frame-LH-quarter window	1	CvBro
		C 148736	Retainer-RH-quarter window	1	CvBro
		C 148737	Retainer-LH-quarter window	1	CvBro
		BO 148741	Weatherstrip-quarter window glass	2	CvBro
		BO 148744	Weatherstrip-quarter window frame	2	CvBro
		BO 170685	Screw-quarter window frame weatherstrip	2	CvBro
		BO 170593	Screw-quarter window 1/4-20 x 1/2	4	CvBro
		BO 71730	Lockwasher-quarter window screw 1/4	4	CvBro
		BO 71642	Bolt-quarter window assembly 1/4-20 x 7/8	4	CvBro
		BZ 70673	Lockwasher-quarter window assembly bolt 1/4	4	CvBro
		BO 12857	Plain washer-quarter window assembly bolt 17/64	4	CvBro
		BZ 70874	Nut-quarter window assembly bolt 1/4-20 x 1/4	4	CvBro
		BO 148742	Weatherstrip-RH-quarter window belt	1	CvBro
		BO 148743	Weatherstrip-LH-quarter window belt	1	CvBro
		BO 170304	Screw-quarter window belt weatherstrip #8 x 1/2	4	CvBro
		BT 71499	Plain washer-quarter window belt weatherstrip screw 3/64	4	CvBro
HH2-			REAR CURTAIN		
		C 207938	Curtain and window assembly-rear	1	CvBro
		C 148724	Reinforcement-bottom-rear curtain	1	CvBro
		BO 208248	Frame-rear curtain-inner	1	CvBro
		BO 208249	Frame-rear curtain-outer	1	CvBro
		BO 123764	Weatherstrip-rear curtain glass	1	CvBro
		BO 209960	Slide fastener assembly-rear curtain-side	2	CvBro
		BO 209961	Slide fastener assembly-rear curtain-top	1	CvBro.
		BO 170450	Screw-rear curtain frame retainer 6-32 x 7/16	AR	CvBro
		BO 12243	Socket-rear curtain fastener	1	CvBro
		BO 71507	Stud-rear curtain fastener #8-32	1	CvBro
		BO 12790	Nut-rear curtain fastener stud #8-32	1	CvBro
		BO 7762	Washer-rear curtain fastener stud 13/64	1	CvBro
		BO 70660	Lockwasher-rear curtain fastener stud 3/16	1	CvBro
HH3-			TOP DUST BOOT		
		C 202538	Dust boot assembly-top	1	CvBro
		C 202539	Bag assembly-dust boot	1	CvBro
		BO 170147	Stud-front-dust boot fastener 8-32 x 3/4	2	CvBro
		BO 12243	Socket-front-dust boot fastener	2	CvBro
		BO 12244	Cap-front-dust boot fastener socket	2	CvBro
HH4-			FOLDING TOP		
1	44	C 200818	Bow-main-top	1	CvBro
2	44	C 200828	Bow-auxiliary-top	1	CvBro
3	44	C 148694	Bow-rear-top	1	CvBro
		C 148673	Molding-rear bow	1	CvBro
		BO 18218	Screw-top main bow	4	CvBro
		BO 204178	Leather washer-top auxiliary bow	2	CvBro
5	44	BO 200848	Pivot screw-top auxiliary bow	2	CvBro
6	44	BO 200826	Extension-RH-top rear bow	1	CvBro
6	44	BO 200827	Extension-LH-top rear bow	1	CvBro



Convertible Brougham Top  
PLATE 44



Group & Illus. No.	Plate No.	Part No.	NAME	Per Car	Models
HH4-			FOLDING TOP (Cont'd.)		
7	44	BO 200834	Pivot bolt-top rear bow extension	2	CvBro
		BO 148676	Bracket-RH-top front corner	1	CvBro
		BO 148677	Bracket-LH-top front corner	1	CvBro
		BO 170287	Bolt-top front corner brkt to side rail 1/4-20 x 3/4	4	CvBro
		BO 170620	Bolt-top front corner brkt hold down clamp 5/16-24 x 3/4	4	CvBro
		BO 70109	Lockwasher-top front corner brkt to side rail bolt 1/4	4	CvBro
		BO 12857	Plain washer-top front corner brkt to side rail bolt	4	CvBro
		BO 12120	Nut-top front corner brkt to side rail bolt 1/4-20	4	CvBro
		BO 18455	Bolt-top front corner brkt to header 1/4-20 x 1 1/2	4	CvBro
		BO 170585	Sleeve nut-top front corner bracket	4	CvBro
		BO 170587	Wood screw-top front corner bracket to header #12 x 1	4	CvBro
		BO 200801	Bracket-top front center	1	CvBro
		BM 71657	Bolt-top center hold down clamp 5/16-24 x 5/8	2	CvBro
12	44	BO 200938	Pillar assembly-RH-folding top	1	CvBro
12	44	BO 200939	Pillar assembly-LH-folding top	1	CvBro
		BO 200832	Slat iron-RH-folding top pillar	1	CvBro
		BO 200833	Slat iron-LH-folding top pillar	1	CvBro
		BO 148722	Weatherseal-RH-bottom-folding top pillar	1	CvBro
		BO 148723	Weatherseal-LH-bottom-folding top pillar	1	CvBro
		BO 71665	Screw-folding top pillar weatherseal 8-32 x 5/16	8	CvBro
		BO 202658	Weatherstrip-RH-folding top pillar	1	CvBro
		BO 202659	Weatherstrip-LH-folding top pillar	1	CvBro
		BO 170471	Screw-pillar weatherstrip #8 x 1/2	8	CvBro
		BO 70733	Screw-pillar weatherstrip #6 x 7/16	4	CvBro
		BO 123470	Weatherseal-RH-bottom-front body pillar	1	CvBro
		BO 123471	Weather seal-LH-bottom-front body pillar	1	CvBro
		BO 170304	Screw-bottom-front body pillar weatherseal #8 x 1/2	4	CvBro
		C 130960	Weatherstrip-RH-front body pillar	1	CvBro
		C 140961	Weatherstrip-LH-front body pillar	1	CvBro
		BO 170584	Screw-folding top pillar cover 1/4-20 x 1/2	8	CvBro
20	44	BO 200830	Bracket-RH-upper-folding top pillar	1	CvBro
20	44	BO 200831	Bracket-LH-upper-folding top pillar	1	CvBro
21	44	BO 200812	Hinge-RH-front-folding top pillar	1	CvBro
21	44	BO 200813	Hinge-LH-front-folding top pillar	1	CvBro
22	44	BO 200814	Hinge-RH-rear-folding top pillar	1	CvBro
22	44	BO 200815	Hinge-LH-rear-folding top pillar	1	CvBro
23	44	BO 200816	Brace-upper-folding top pillar hinge	2	CvBro
24	44	BO 200817	Brace-lower-folding top pillar hinge	2	CvBro
		BO 70295	Rivet-folding top pillar hinge brace 1/4 x 9/16	16	CvBro
		BO 170585	Stop bolt-folding top pillar hinge 5/16-24 x 2	2	CvBro
		BO 12481	Locknut-folding top pillar hinge stop bolt 5/16-24	2	CvBro
		C 200280	Tie arm-RH-top support brace to rear seat back	1	CvBro
		C 200281	Tie arm-LH-top support brace to rear seat back	1	CvBro
		BO 170932	Bolt-top support brace to rear seat back 1/4-20 x 1 1/4	4	CvBro
		BO 170254	Screw-top rear pillar to tie arm 1/4-20 x 7/8	4	CvBro
		BO 70452	Finish washer-tie arm pillar to seat back 1/4	4	CvBro
		BO 146428	Bracket-RH-top pivot	1	CvBro
		BO 146429	Bracket-LH-top pivot	1	CvBro
		BO 146424	Bracket-RH-top rear pillar	1	CvBro
		BO 146425	Bracket-LH-top rear pillar	1	CvBro
		BM 71307	Rivet-top pivot bracket 1/4 x 3/4	8	CvBro
		BO 200825	Link-lower-top pivot bracket	2	CvBro
		BO 200835	Pivot bolt-top pivot bracket link	2	CvBro
		BZ 71234	Lockwasher-top pivot bracket link pivot bolt 3/8	2	CvBro
		BX 12415	Nut-top pivot bracket link pivot bolt 3/8-24	2	CvBro
		BO 170939	Bolt-folding top pivot 5/8-18 x 4 1/2	2	CvBro
		BX 71155	Nut-folding top pivot bolt 5/8-18	2	CvBro
		BO 17949	Plain washer-folding top pivot bolt nut	2	CvBro
27	44	BO 200807	Link-folding top pillar to side header	2	CvBro
28	44	BO 200836	Pivot bolt-front-folding top pillar to side header link	2	CvBro
29	44	BO 200837	Pivot bolt-rear-folding top pillar to side header link	2	CvBro
		BO 204181	Spacer-rear-folding top pillar to side header link	2	CvBro
		BO 200846	Tension washer-folding top pillar to side header link	2	CvBro
		BT 18018	Lockwasher-folding top pillar to side header link	2	CvBro

Group & Illus. No.	Plate No.	Part No.	NAME	Per Car	Models
HH4-			FOLDING TOP (Cont'd.)		
30	44	BO 204178	Leather washer-rear-folding top pillar to side header link	2	CvBro
30	44	C 200802	Rail assembly-RH-folding top pillar side header	1	CvBro
		C 200803	Rail assembly-LH-folding top pillar side header	1	CvBro
		BO 202660	Weatherstrip assembly-RH-folding top pillar side header rail	1	CvBro
		BO 202661	Weatherstrip assembly-LH-folding top pillar side header rail	1	CvBro
		BO 170471	Screw-folding top pillar side header rail weatherstrip	14	CvBro
		BO 170523	Bolt-folding top pillar side header rail to corner bracket	2	CvBro
		BZ 70874	Nut-folding top pillar side header rail to corner bracket bolt	2	CvBro
		BO 200804	Bracket-RH-folding pillar side header rail	1	CvBro
		BO 200805	Bracket-LH-folding pillar side header rail	1	CvBro
		BO 70004	Rivet-folding pillar side header rail bracket 3/16 x 1/2	4	CvBro
		BO 170580	Rivet-folding pillar side header rail bracket 3/16 x 1/2	4	CvBro
		BO 200806	Bumper-folding pillar side header rail	2	CvBro
		BO 170581	Screw-folding pillar side header rail bumper #10 x 3/8	2	CvBro
		BO 204168	Link assembly-RH-side header to pillar hinge	1	CvBro
		BO 204169	Link assembly-LH-side header to pillar hinge	1	CvBro
35	44	BO 200820	Link-RH	1	CvBro
35	44	BO 200821	Link-LH	1	CvBro
		BO 204179	Pad-side header to pillar hinge link	6	CvBro
		BO 170684	Rivet-side header to pillar hinge link pad	12	CvBro
		BO 204173	Spacer-side header rail to pillar hinge link front	2	CvBro
40	44	BO 200842	Bolt-side header rail to pillar hinge link front	2	CvBro
41	44	BO 200839	Pivot bolt-side header rail to pillar hinge link	2	CvBro
		BO 204178	Leather washer-header to pillar hinge link bolts	6	CvBro
		BO 170697	Washer-side header to pillar hinge link pad	12	CvBro
		BO 128558	Rivet-side header rail to pillar hinge link lower	2	CvBro
		BO 204181	Spacer-side header rail to pillar hinge link lower	2	CvBro
		BO 200822	Reinforcement-side header rail to pillar hinge link	2	CvBro
		BO 70295	Rivet-side header rail to pillar hinge link reinf	2	CvBro
		BO 200824	Bracket-side header rail to pillar hinge link guide	2	CvBro
		BO 170579	Screw-hinge link guide bracket	4	CvBro
HH5-			TOP FRONT HEADER RAIL		
		C 148675	Header rail-front	1	CvBro
		C 122721	Panel assembly-front header rail	1	CvBro
		BO 112659	Bumper-front header rail	3	CvBro
		BO 122706	Weatherstrip-front header rail	1	CvBro
		C 122244	Header assembly-windshield	1	CvBro
		BO 136295	Dowel-front header rail	2	CvBro
		C 148674	Molding-front header rail	1	CvBro
HH6-			TOP CLAMPS AND BANDIES		
		BO 118516	Clamp assembly-center-hold down	1	CvBro
		BO 136331	Clamp assembly-end-hold down	2	CvBro
		BO 136332	Spring-end-hold down clamp	2	CvBro
		BO 109594	Spring-center-hold down clamp	1	CvBro
		BO 107866	Bushing-hold down clamp	6	CvBro
		BO 118517	Handle-center hold down clamp	1	CvBro
		BO 136333	Handle-end hold down clamp	2	CvBro
		BO 109597	Rivet-hold down clamp handle	6	CvBro
		BO 118848	Bracket-hold down clamp	3	CvBro
		BO 122525	Bracket-body-hold down clamp	3	CvBro
		BO 71646	Bolt-body clamp bracket to header 1/4-20 x 3/4	6	CvBro
		BO 71153	Lockwasher-body hold down clamp bolt 5/16	6	CvBro
		BO 71513	Nut-hold down clamp to front brkt 5/16-24 x 7/8	6	CvBro

Group & Illus. No.	Plate No.	Part No.	NAME	Per Car	Models		
HH8-			TOP FASTENERS				
		BO 71476	Tip-square-binding end-rear	} For binding on Body belt #8-32 x 3/4	2	CvBro	
		BO 71477	Tip-pointed-binding end-front		2	CvBro	
		BO 170594	Screw-binding end tip		4	CvBro	
		BO 71507	Stud-tie arm and seat back	} To Dust Boot	7	CvBro	
		BO 170147	Stud-on binding		6	CvBro	
		BO 71507	Stud-belt and rear compartment		7	CvBro	
		BO 71491	Stud-belt-front		2	CvBro	
		BO 12244	Cap		22	CvBro	
		BO 12243	Socket		22	CvBro	
		BO 71507	Stud	} Rear Curtain	1	CvBro	
		BO 12243	Socket		1	CvBro	
		BO 12790	Nut	8-32	1	CvBro	
		BO 70660	Lockwasher	3/10	1	CvBro	
		BO 7762	Plain washer	13/64	3	CvBro	
	HH10-			HYDRAULIC CONTROL-TOP			
				NOTE - Two types of hydraulic top lift power units were used in 1946 for CvBro top which effected the hydraulic cylinder and component parts. This change became effective with car 31-275021. 1947 CvBro use second type parts from first production.			
			BO 164102	Power unit assy-Hyd top lift-1st type	See note	1	1946 CvBro
			BO 165963	Power unit assy-Hyd top lift-2nd type	See note	1	1946 CvBro
			BO 165052	Motor assy		1	CvBro
		BO 165053	Gasket-motor mounting		1	CvBro	
		BO 165073	Bracket assy-front-motor mounting		1	CvBro	
		BO 165074	Bracket-rear-motor mounting		1	CvBro	
		BO 165054	Pump as sy- 1 st type	See note	1	1946 CvBro	
		BO 166469	Pump assy-2nd type	See note	1	1947 CvBro	
		BO 165055	Housing-pump-1st type	See note	1	1946 CvBro	
		BO 166470	Housing-pump-2nd type	See note	1	1946 CvBro	
		BO 165056	Rotor assy-inner-pump		1	CvBro	
		BO 165057	Rotor -outer -pump -1st type	See note	1	1946 CvBro	
		BO 166471	Rotor-outer-pump-2nd type	See note	1	1946 CvBro	
		BO 165058	Gasket-inner-pump-1st type	See note	1	1946 CvBro	
		BO 166472	Gasket-inner-pump-2nd type	See note	1	1946 CvBro	
		BO 165060	Thrust washer-pump		1	CvBro	
		BO 165059	Adapter -pump		1	CvBro	
		BO 165068	Reservoir and bracket assy-1st type	See note	1	1946 CvBro	
		BO 166473	Reservoir and bracket assy-2nd type	See note	1	1946 CvBro	
		BO 165070	Gasket-reservoir filler cap		1	CvBro	
		BO 165069	Filler cap-reservoir		1	CvBro	
		BO 165071	Tube assy-reservoir		1	CvBro	
		BO 165072	Elbow-reservoir tube		2	CvBro	
		BO 165061	Valve assy-pressure balance-1st type	See note	1	1946 CvBro	
		BO 166468	Valve assy-pressure balance-2nd type	See note	1	1946 CvBro	
		BO 165062	Gasket-pressure balance valve-1st type	See note	1	1946 CvBro	
		BO 170675	Elbow pressure balance valve-1 st type	See note	2	1946 CvBro	
		BO 165063	Solenoid assy		1	CvBro	
		BO 165065	Insulator-solenoid loom		1	CvBro	
		BO 165066	Connector-solenoid to battery	Battery	1	CvBro	
		BZ 41101	Connector-solenoid to battery sleeve		1	CvBro	
	BO 165067	Connector-solenoid field	Field	1	CvBro		
	BO 164103	Hose-power unit to tee-1st type	See note	2	1946 CvBro		
	BO 165964	Hose-short-power unit to tee-2nd type	See note	1	1946 CvBro		
	BO 165965	Hose-long-power unit to tee-2nd type	See note	1	1946 CvBro		
	BO 164105	Tube assy-short-rear-1st type	See note	2	1946 CvBro		
	BO 165966	Tube as sy- short-upper -2nd type	See note	1	1946 CvBro		
	BO 164105	Tube assy-short-lower-2nd type	See note	1	1946 CvBro		
	BO 164106	Tube assy-long-upper		1	CvBro		

Group & Illus. No.	Plate No.	Part No.	NAME	Per Car	Models
HH10-			HYDRAULIC CONTROL-TOP (Cont'd.)		
		BO 164107	Tube assy-long-lower-1st type	See note	1 1946 CvBro
		BO 165973	Tube assy-long-lower-2nd type	See note	1 1946 CvBro
		BO 71622	Nut-tube to tee		4 CvBro
		BO 170180	Nut-tube to hose		4 CvBro
		BO 164104	Tee-tube		2 CvBro
		BO 71384	Bolt-tee	5/16-18 x 5/8	2 CvBro
		BO 71153	Lockwasher-tee bolt	5/16	2 CvBro
		BO 170668	Nut-tee bolt-1st type		2 1946 CvBro
		BO 41030	Clip-tube		4 CvBro
		BO 170041	Screw-tube clip	14 x 1 SM	2 CvBro
48	44	BO 163469	Hose-upper-rear tube to cylinder		2 CvBro
		BO 164110	Hose-lower-rear tube to cylinder		2 CvBro
60	44	EM 170410	Elbow-upper-top lift cylinder		2 CvBro
61	44	BO 70661	Elbow-lower-top lift cylinder		2 CvBro
		BZ 70633	Bolt-power unit mounting	5/16-18 x 3/4	3 CvBro
		BZ 71126	Lock washer-mounting bolt	5/16	3 CvBro
		BO 170668	Nut-mounting bolt	5/16-18	3 CvBro
		BO 18342	Screw-solenoid mounting	10-32 x 3/4	1 CvBro
		BO 170395	Lock washer-mounting screw	3/16	1 CvBro
		BO 71073	Nut-mounting screw	10-32 x 1/8	1 CvBro
		BO 164648	Wire assy-power unit motor food		1 CvBro
		BO 170120	Terminal-wire	3/8	2 CvBro
		BO 70243	Grommet-feed wire to seat tray		1 CvBro
		SP 162016	Fluid-power unit-pint car		AR CvBro
		BO 163217	Switch-instrument panel		1 CvBro
		BO 164751	Collar-switch mounting		1 CvBro
		BO 164182	Knob assy-switch		1 CvBro
		BO 153204	Spring-knob retaining		1 CvBro
		BO 153205	Set screw-knob retaining		1 CvBro
49	44	BO 200850	Cylinder assy-hydraulic-1st type	See note	2 1946 CvBro
49	44	BO 209722	Cylinder assy-hydraulic-2nd type.	See note	2 1946 CvBro
		BO 204178	Packing-cylinder piston-for 200850		2 1946 CvBro
		BO 204866	Packing-cylinder piston-for 209722		2 CvBro
		BO 204867	Support cyl piston packing		2 CvBro
		BO 204868	Spacer-packing support		2 CvBro
		BO 170230	Nut-piston packing rod	3/8-24 x 7/32	2 CvBro
		BO 70125	Locknut-hyd cylinder	1/4-20 x 7/16	2 CvBro
		BO 200851	Yoke-hyd cylinder connecting rod		2 CvBro
		BO 70125	Locknut-yoke	1/4-20 x 7/16	2 CvBro
		BO 200838	Screw-yoke pivot		2 CvBro
		BO 204178	Washer-leather-yoke		2 CvBro
		BO 170588	Clevis pin-for 200850	3/8 x 1 13/32	2 1946 CvBro
		BO 170900	Clevis pin-for 209722	3/8 x 1 13/32	2 CvBro
59	44	BO 147074	Bracket-cylinder to floor-for 200850		2 1946 CvBrp
59	44	BO 209721	Bracket-cylinder to floor-for 209722		2 CvBro

Group & Illus. No.	Plate No.	Part No.	NAME	Per Car	Models
JJ1-			UNDERBODY PANELS		
		C 204334	Underbody panel assembly	1	All Bro
		C 204335	Underbody panel assembly	1	All Sed
		C 204337	Underbody panel assembly	1	All 3Cpe
		C 204338	Underbody panel assembly	1	All ClubCpe
		C 204339	Underbody panel assembly	1	All CvBro to car
		C 209723	Panel assy-underbody	1	31-27502
		C 147327	Underbody panel assembly	1	CvBro after car 31-
		C 203472	Extension assembly-RH-underbody panel (Safety Step)	1	27502
		C 203473	Extension assembly-LH-underbody panel (Safety Step)	1	All Cab-CabPu
		C 146256	Extension-RH-underbody panel	1	All
		C 146257	Extension-LH-underbody panel	1	All
		BO 147537	Silencer-underbody panel-center	1	All Cab-CabPu
		BO 121770	Silencer-underbody panel-rear	2	All Cab-CabPu
		C 200486	Silencer-underbody panel-rear	1	All
		BO 121768	Shim-underbody panel to frame-front	2	All
		BO 133719	Plug-underbody panel hole	2	All
			11/16 rubber		
		BO 128327	Bracket assy-underbody panel to partition	6	All
		BO 144018	Weatherseal-at center pillar-underbody panel	2	All
			Rubber		
		BO 85747	Clip-underbody panel wiring	3	All 3Cpe
		BO 140349	Clip-underbody panel wiring	5	All Sed
		BZ 71427	Bolt-underbody panel extension to frame brkt	4	All Cab-CabPu
		BM 71011	Plain washer-underbody panel extension to frame brkt bolt	4	All CvBro
		BZ 125575	Plug-underbody panel hole	AR	All
			5/8 rubber		
JJ3-			FLOOR PLATES AND COVERS		
		C 146074	Floor cover assy-transmission opening (includes accelerator pedal bracket)	1	All
			LHD		
		C 146073	Floor cover-transmission opening	1	All
			RHD		
		BO 170536	Bolt-transmission opening floor cover	15	All
			#8-32 x 3/8		
		BO 170041	Bolt-transmission opening floor cover	1	All
			#14 x 1/2		
		BZ 71316	Washer-transmission opening floor cover	15	All
			17/64 x 7/8 x 3/32		
		BO 170537	Clip nut-transmission opening floor cover bolt	15	All
			#14		
		BZ 135387	Cover-fiber-steering column hole	1	All
		BO 146115	Cover-steel-steering column hole	1	All
			LHD		
		BO 146116	Cover-steel-steering column hole	1	All
			RHD		
		BO 133744	Cover-rubber-steering column hole	1	All
			Gray		
		BO 170472	Screw-steering column hole cover	2	All
			#8 x 1/2		
JJ4-			DOOR SCUFF PLATES		
		C 208988	Scuff plate-RH-door	1	51-53-171-173 exc Sed
		C 208989	Scuff plate-LH-door	1	51-53-171-173 exc Sed
		C 208992	Scuff plate-RH-front door	1	51-53-171-173 Sed,Station
		C 208993	Scuff plate-LH-front door	1	51-53-171-173 Sed,Station
		C 208990	Scuff plate-RH-door	1	52-54-172-174 exc Sed
		C 208991	Scuff plate-LH-door	1	52-54-172-174 exc Sed
		C 208994	Scuff plate-RH-front door	1	52-54-172-174 Sed
		C 208995	Scuff plate-LH-front door	1	52-54-172-174 Sed
		BO 208996	Scuff plate-RH-rear door	1	51-53-171-173 Sed,Station
		BO 208997	Scuff plate-LH-rear door	1	51-53-171-173 Sed,Station
		BO 208998	Scuff plate-RH-rear door	1	52-.54-172-174 Sed
		BO 208999	Scuff plate-LH-rear door	1	52-54-172-174 Sed
		BO 170471	Screw-front door scuff plate	AR	All
			#8 x 1/2		
		BO 170472	Screw-rear door scuff plate	AR	All
			#8 x 1/2		

Group & Illus. No.	Plate No.	Part No.	NAME	Per Car	Models
JJ5-			SEAT TRAYS		
		C 204153	Tray assy-rear seat With tire well	1	All 3Cpe
		C 204155	Tray assy-rear seat With tire well	1	All ClubCpe
		C 204157	Tray assy-rear seat With tire well	1	All CvBro
		C 203151	Tray & center reinforcement-rear seat Less tire well	1	All
		BO 122745	Bracket-rear back spring to tray	4	All ClubCpe-CvBro
		C 203225	Tire well-rear seat tray	1	All
		BO 85747	Clip-rear seat tray wiring	1	All CvBro
		BO 170303	Grommet-rear seat tray wiring	1/2	1-2 All
		BO 70243	Grommet-rear seat tray hydraulic top lift wire	7/8	1 All CvBro
		BO 133719	Plug-rear seat tray hole	1/2	AR All
		BZ 125575	Plug-rear seat tray tire hole-first type Rubber	5	All
		BO 121771	Silencer-rear seat tray to frame	1	All
		C 204606	Silencer-rear seat tray	1	All
		BO 209761	Shim-rear seat tray to frame	2	All
		BZ 200322	Clip assy-rear seat tray-for jack	1	All
		BO 208190	Air cleaner assy-rear seat tray	1	All
		BO 209939	Cover-rear seat tray tire well drain hole-second type	1	All
		BO 170326	Screw-rear seat tray tire well cover	2	All
JJ6-			FLOOR CARPETS AND PADS		
		BO 201134	Mat and pad assy-front floor LHD	1	51,53,58,171,173,178
		BO 208601	Mat and pad assy-front floor RHD	1	51,53,58,171,173,178
		BO 209611	Mat and pad assy-front floor LHD	1	52,54,172,174
		BO 209612	Mat and pad assy-front floor RHD	1	52,54,172,174
		BO 148525	Carpet insert-RH-front floor mat	1	52,54,172,174
		BO 148526	Carpet insert-LH-front floor mat	1	52,54,172,174
		BO 121040	Clip-front floor mat and pad Black	2	All
		BO 202807	Carpet assy-rear floor LHD	1	All Bro
		BO 202808	Carpet assy-rear floor RHD	1	All Bro
		BO 202809	Carpet assy-rear floor LHD	1	All ClubCpe
		BO 202810	Carpet assy-rear floor RHD	1	All ClubCpe
		BO 202813	Carpet assy-rear floor	1	All 3Cpe
		BO 202806	Carpet assy-rear floor	1	All Sed
		BO 202815	Carpet assy-rear floor LHD	1	All CvBro
		BO 202816	Carpet as sy-rear floor RHD	1	All CvBro
		BO 170471	Screw-rear floor carpet #8 x 1/2	AR	51,52,53,54
		BO 207540	Covering assy-rear compartment floor	1	51-53 Sed-Bro
		BO 202103	Covering assy-rear compartment floor	1	51-53 3Cpe-ClubCpe
		BO 202379	Covering assy-rear compartment floor	1	51 CvBro
		BO 202465	Covering assy-rear seat tray floor	1	All CvBro
		BO 202462	Carpet assy-rear pillar floor	2	All CvBro
		BO 202466	Carpet assy-RH-rear compartment wheelhouse	1	All CvBro
		BO 202467	Carpet assy-LH-rear compartment wheelhouse	1	All CvBro
		BO 170471	Screw-rear compartment floor covering	AR	51,52,53,54
		BO 209608	Mat-rear compartment floor	1	52-54 Bro-Sed
		BO 209609	Mat-rear compartment floor	1	52-54 3Cpe-ClubCpe
		BO 209610	Mat-rear compartment floor Brown	1	54 CvBro

Group & Illus. No.	Plate No.	Part No.	NAME	Per Car	Models	
KK1-			FRONT SEAT BACK			
			NOTE - First production standard front and rear seats for all 1946 Bro-Sed-3Cpes-ClubCpes were trimmed with a combination cloth and leather material.			
			Second production front and rear seats for these models and all 1947 models were trimmed with a solid cloth material, which was standard with the combination cloth and leather being optional.			
			This change became effective in 1946 with car 31-33536. Foam rubber pads for front and rear seat cushions are standard for models 52-54-172-174 and all Cv-Bro and optional for models 51-53-171-173 and 58-178 Cab-CabPu.			
			When ordering seat backs and cushions or trim material always specify car serial number and type of trim material required so as to avoid delays in shipping.			
		C	208843	Cushion frame & back complete-front seat	Comb trim-LHD	1 51-53 Sed
		C	209315	Cushion frame & back complete-front seat	Comb trim-RHD	1 51-53 Sed
		C	209318	Cushion frame & back complete-front seat	Comb trim-LHD	1 51 3Cpe
		C	209319	Cushion frame & back complete-front seat	Comb trim-RHD	1 51 3Cpe
		C	209050	Cushion frame & back complete-front seat	Comb trim-LHD	1 52-54 Sed
		C	209331	Cushion frame & back complete-front seat	Comb trim-RHD	1 52-54 Sed
		C	206830	Cushion frame & back complete-front seat	Comb trim-LHD	1 171-173 Sed
		C	206831	Cushion frame & back complete-front seat	Comb trim-RHD	1 171-173 Sed
		C	206836	Cushion frame & back complete-front seat	Comb trim-LHD	1 171 3Cpe
		C	206837	Cushion frame & back complete-front seat	Comb trim-RHD	1 171 3Cpe
		C	206834	Cushion frame & back complete-front seat	Comb trim-LHD	1 172-174 Sed
		C	206835	Cushion frame & back complete-front seat	Comb trim-RHD	1 172-174 Sed
		C	206134	Cushion frame & back complete-front seat	Cloth trim-LHD	1 All Sed
		C	206135	Cushion frame & back complete-front seat	Cloth trim-RHD	1 All Sed
		C	206138	Cushion frame & back complete-front seat	Cloth trim-LHD	1 All 3Coupes
		C	206139	Cushion frame & back complete-front seat	Cloth trim-RHD	1 All 3Coupes
		C	209316	Cushion frame & back complete-front seat	Leather trim-LHD	1 All Sed
		C	209317	Cushion frame & back complete-front seat	Leather trim-RHD	1 All Sed
		C	209320	Cushion frame & back complete-front seat	Leather trim-LHD	1 All 3Coupe
		C	209321	Cushion frame & back complete-front seat	Leather trim-RHD	1 All 3Coupe
		C	207569	Back complete-drivers seat	Comb trim-LHD	1 51 Bro
		C	207570	Back complete-drivers seat	Comb trim-RHD	1 51 Bro
		C	207573	Back complete-drivers seat	Comb trim-LHD	1 51-53 ClubCpe
		C	207574	Back complete-drivers seat	Comb trim-RHD	1 51-53 ClubCpe
		C	209052	Back complete-drivers seat	Comb trim-LHD	1 52-54 ClubCpe
		C	209396	Back complete-drivers seat	Comb trim-RHD	1 52-54 ClubCpe
		C	207571	Back complete-passenger seat	Comb trim-LHD	1 51 Bro
		C	207572	Back complete-passenger seat	Comb trim-RHD	1 51 Bro
		C	207576	Back complete-passenger seat	Comb trim-LHD	1 51-53 ClubCpe
		C	207577	Back complete-passenger seat	Comb trim-RHD	1 51-53 ClubCpe
		C	209053	Back complete-passenger seat	Comb trim-LHD	1 52-54 ClubCpe
		C	209403	Back complete-passenger seat	Comb trim-RHD	1 52-54 ClubCpe
		C	206848	Back complete-driver seat	Comb trim-LHD	1 171 Bro
		C	206849	Back complete-driver seat	Comb trim-RHD	1 171 Bro
		C	206860	Back complete-driver seat	Comb trim-LHD	1 171-173 ClubCpe
		C	206861	Back complete-driver seat	Comb trim-RHD	1 171-173 ClubCpe
		C	206868	Back complete-driver seat	Comb trim-LHD	1 172-174 ClubCpe
		C	206869	Back complete-driver seat	Comb trim-RHD	1 172-174 ClubCpe
		C	206850	Back complete-passenger seat	Comb trim-LHD	1 171 Bro
		C	206851	Back complete-passenger seat	Comb trim-RHD	1 171 Bro
		C	206862	Back complete-passenger seat	Comb trim-LHD	1 171-173 ClubCpe
		C	206863	Back complete-passenger seat	Comb trim-RHD	1 171-173 ClubCpe
	C	206870	Back complete-passenger seat	Comb trim-LHD	1 172-174 ClubCpe	
	C	206871	Back complete-passenger seat	Comb trim-RHD	1 172-174 ClubCpe	

Group & Illus. No.	Plate No.	Part No.	NAME	Per Car	Models		
KK6-			FRONT SEAT BACK (Cont'd.)				
		C 206142	Back complete-drivers seat	Cloth trim-LHD	1	All Bro	
		C 206143	Back complete-drivers seat	Cloth trim-RHD	1	All Bro	
		C 206144	Back complete-drivers seat	Cloth trim-LHD	1	All ClubCpe	
		C 206145	Back complete-drivers seat	Cloth trim-RHD	1	All ClubCpe	
		C 206146	Back complete-passenger-front seat	Cloth trim-LHD	1	All Bro	
		C 206147	Back complete-passenger-front seat	Cloth trim-RHD	1	All Bro	
		C 206148	Back complete-passenger-front seat	Cloth trim-LHD	1	All ClubCpe	
		C 206149	Back complete-passenger-front seat	Cloth trim-RHD	1	All ClubCpe	
		C 208315	Back complete-drivers seat	Leather trim-LHD	1	All Bro	
		C 208316	Back complete-drivers seat	Leather trim-RHD	1	All Bro	
		C 208357	Back complete-drivers seat	Leather trim-LHD	1	All ClubCpe	
		C 208358	Back complete-drivers seat	Leather trim-RHD	1	All ClubCpe	
		C 208725	Back complete-drivers seat	Leather trim-LHD	1	51-171 CvBro	
		C 208726	Back complete-drivers seat	Leather trim-RHD	1	51-171 CvBro	
		C 209406	Back complete-drivers seat	Leather trim-LHD	1	54-174 CvBro	
		C 209407	Back complete-drivers seat	Leather trim-RHD	1	54-174 CvBro	
		C 208317	Back complete-passenger seat	Leather trim-LHD	1	All Bro	
		C 208318	Back complete-passenger seat	Leather trim-RHD	1	All Bro	
		C 208359	Back complete-passenger seat	Leather trim-LHD	1	All ClubCpes	
		C 208360	Back complete-passenger seat	Leather trim-RHD	1	All ClubCpes	
		C 208277	Back complete-passenger seat	Leather trim-LHD	1	51-171 CvBro	
		C 208278	Back complete-passenger seat	Leather trim-RHD	1	51-171 CvBro	
		C 209408	Back complete-passenger seat	Leather trim-LHD	1	54-174 CvBro	
		C 209409	Back complete-passenger seat	Leather trim-RHD	1	54-174 CvBro	
		C 128837	Back complete-seat		1	All Cab-CabPu	
		BO 143349	Spring-front seat back pocket		1	All Sed	
		BO 7762	Plain washer-pocket spring	13/64	2	All Sed	
		BO 170059	Screw-pocket trimboard to panel	4 x 1/2 drive	2	All Sed	
		C 200466	Spring-front seat back panel		16	ClubCpe, CvBro	
		BO 200141	Clip-front seat back panel spring		32	ClubCpe, CvBro	
		BO 200142	Shim-front seat back panel clip		32	ClubCpe, CvBro	
	KK7-			FRONT SEAT CUSHION			
			C 208845	Cushion complete-front seat-standard	Comb trim	1	51-53 Bro-ClubCpe
			C 208846	Cushion complete-front seat-foam rubber-opt	Comb trim	1	51-53 Bro-ClubCpe
			C 208847	Cushion complete-front seat-standard	Comb trim	1	51-53 Sed-3Cpe
			C 208848	Cushion complete-front seat-foam rubber-opt	Comb trim	1	51-53 Sed-3Cpe
			C 209060	Cushion complete-front seat	Comb trim	1	52-54 ClubCpe
			C 209061	Cushion complete-front seat	Comb trim	1	52-54 Sed
			C 206892	Cushion complete-front seat-standard	Comb trim	1	171-173 Bro-ClubCpe
			C 206893	Cushion complete-front seat-foam rubber-opt	Comb trim	1	171-173 Bro-ClubCpe
			C 206894	Cushion complete-front seat-standard	Comb trim	1	171-173 Sed-3Cpe
			C 206895	Cushion complete-front seat-foam rubber-opt	Comb trim	1	171-173 Sed-3Cpe
		C 206896	Cushion complete-front seat	Comb trim	1	172-174 ClubCpe	
		C 206897	Cushion complete-front seat	Comb trim	1	174-174 Sed	
		C 206166	Cushion complete-front seat-standard	Cloth trim	1	51-53-171-173 Bro-ClubCpe	
		C 206167	Cushion complete-front seat-foam rubber-opt	Cloth trim	1	51-53-171-173 Bro-ClubCpe	
		C 206168	Cushion complete-front seat-standard	Cloth trim	1	51-53-171-173 Sed-3Cpe	
		C 206169	Cushion complete-front seat-foam rubber-opt	Cloth trim	1	51-53-171-173 Sed-3Cpe	
		C 206167	Cushion complete-front seat	Cloth trim	1	52-54-172-174 Bro-ClubCpe	
		C 206169	Cushion complete-front seat	Cloth trim	1	52-54-172-174 Sed-3Cpe	
		C 209424	Cushion complete-front seat-standard	Leather trim	1	51-53-171-173 Bro-ClubCpe	
		C 209425	Cushion complete-front seat-foam rubber-opt	Leather trim	1	51-53-171-173 Bro-ClubCpe	
		C 209426	Cushion complete-front seat-standard	Leather trim	1	51-53-171-173 Sed-3Cpe	
		C 209427	Cushion complete-front seat-foam rubber-opt	Leather trim	1	51-53-171-173 Sed-3Cpe	
		C 209428	Cushion complete-front seat		1	51-171 CvBro	
		C 209429	Cushion complete-front seat	Leather trim	1	52-54-172-174 ClubCpe	
		C 209430	Cushion complete-front seat	Leather trim	1	52-54-172-174 Sedan	
		C 209431	Cushion complete-front seat		1	54-174 CvBro	



## SEATS

1946-1947

KK

Group & Illus. No.	Plate No.	Part No.	NAME	Per Car	Models
KK7-		183	FRONT SEAT CUSHION (Cont'd.)		
		C 122934	Cushion complete-front seat-standard	1	58-178 Cab-CabPu
		C 206201	Cushion complete-front seat-foam rubber-opt	1	58-178 Cab-CabPu
		C 207619	Foam rubber pad-front seat cushion-opt Cloth & comb trim	1	51-53-171-173 Bro-ClubCpe
		C 207618	Foam rubber pad-front seat cushion Cloth & comb trim	1	51-53-171-173 Sed-3Cpe
		C 207619	Foam rubber pad-front seat cushion Cloth & comb trim	1	52-54-172-174 ClubCpe
		C 207618	Foam rubber pad-front seat cushion Cloth & comb trim	1	52-54-172-174 Sed
		C 207996	Foam rubber pad-front seat cushion-opt Leather trim	1	51-53-171-173 Bro-ClubCpe
		C 207997	Foam rubber pad-front seat cushion-opt Leather trim	1	51-53-171-173 Bro-ClubCpe
		C 207619	Foam rubber pad-front seat cushion	1	51-171 CvBro
		C 207996	Foam rubber pad-front seat cushion Leather trim	1	52-54-172-174 ClubCpe
		C 207997	Foam rubber pad-front seat cushion Leather trim	1	52-54-172-174 Sed
		C 149976	Foam rubber pad-front seat cushion	1	54-174 CvBro
		C 207618	Foam rubber pad-front seat cushion optional	1	58-178 Cab-CabPu
		C 202097	Protector assy-front seat cushion rubber pad	1	All with foam rubber pads
KK8-			FRONT SEAT SPRINGS		
		C 204596	Spring-RH-front seat back	1	All Bro
		C 204597	Spring-LH-front seat back	1	All Bro
		C 204590	Spring-front seat back	1	All Sed-3Cpe
		C 204598	Spring-RH-front seat back	1	All ClubCpe-CvBro
		C 204599	Spring-LH-front seat back	1	All ClubCpe-CvBro
		C 123091	Spring-front seat back	1	All Cab-CabPu
		BO 170330	Lockwasher-spring to anchor bracket bolt 1/4	AR	All
		BO 71631	Bolt-spring to anchor bracket 1/4-20 x 1/2	AR	All
		C 204592	Spring-front seat cushion	1	All Bro-ClubCpe,51-171 CvBro
		C 204580	Spring-front seat cushion	1	All Sed-3Cpe
		C 204591	Spring-front seat cushion	1	54-174 CvBro
		C 123090	Spring-front seat cushion	1	All Cab-CabPu
		C 204600	Spring-front seat cushion-Sedan type Special	1	All Police Cars & Taxicabs
		C 204604	Spring-front seat cushion-Bro type Special	1	All Police Cars & Taxicabs
KK9-			FRONT SEAT FRAME		
		C 203810	Panel assembly-RH-front seat back LHD	1	All Bro
		C 203811	Panel assembly-LH-front seat back LHD	1	All Bro
		C 203812	Panel assembly-RH-front seat back RHD	1	All Bro
		C 203813	Panel assembly-LH-front seat back RHD	1	All Bro
		C 203814	Panel assembly-RH-front seat back LHD	1	All ClubCpe-CvBro
		C 203815	Panel assembly-LH-front seat back LHD	1	All ClubCpe-CvBro
		C 203816	Panel assembly-RH-front seat back RHD	1	All ClubCpe-CvBro
		C 203817	Panel assembly-LH-front seat back RHD	1	All ClubCpe-CvBro
		C 203821	Panel assembly-front seat back	1	All Sed-3Cpe
		C 148806	Frame assembly-front seat cushion LHD	1	All Bro
		C 148807	Frame assembly-front seat cushion RHD	1	All Bro
		C 148816	Frame assembly-front seat cushion LHD	1	All ClubCpe-CvBro
		C 148817	Frame assembly-front seat cushion RHD	1	All ClubCpe-CvBro
		C 203773	Frame assembly-front seat cushion	1	All Sed
		C 203775	Frame assembly-front seat cushion	1	All 3Cpe
		C 121295	Frame assembly-front seat cushion	1	All Cab-CabPu
		C 121296	Frame assembly-front seat back	1	All Cab-CabPu
		BO 140682	Bracket assy-RH-front seat back panel hinge	1	All Bro-ClubCpe-CvBro
		BO 140683	Bracket assy-LH-front seat back panel hinge	1	All Bro-ClubCpe-CvBro
		BO 140669	Pin-back panel hinge pivot	2	All Bro-ClubCpe-CvBro
		BO 170329	Plain washer-back panel hinge pivot pin 33/64	4	All Bro-ClubCpe-CvBro
		BO 70295	Rivet-hinge to back panel 1/4 x 9/16	4	All Bro-ClubCpe-CvBro
		BO 204062	Bracket-RH-back panel extension to cushion frame	1	All Sed-3Cpe
		BO 204063	Bracket-LH-back panel extension to cushion frame	1	All Sed-3Cpe
		BO 170642	Bolt-back panel extension to cushion frame brkt	4	All Sed-3Cpe

Group & Illus. No.	Plate No.	Part No.	NAME	Per Car	Models	
KK9-			FRONT SEAT FRAME (Cont'd.)			
		BO 12857	Plain washer-back panel extension to cushion frame brkt bolt 17/64	4	All Sed-3Cpe	
		BZ 70673	Lockwasher-back panel extension to cushion frame brkt bolt	4	All Sed-3Cpe	
		BZ 70874	Nut-back panel extension to cushion frame brkt bolt	4	All Sed-3Cpe	
		BO 71394	Screw-back panel extension to cushion frame brkt	4	All Sed-3Cpe	
		BO 71730	Lockwasher-back panel extension to cushion frame brkt screw	4	All Sed-3Cpe	
		C 146362	Panel and bracket assy-front seat riser	1	All Bro	
		C 146356	Panel and bracket assy-front seat riser	1	All ClubCpe-CvBro	
		C 203792	Panel and bracket assy-front seat riser	1	All Sed-3Cpe	
		BO 146346	Bracket-center-riser panel to cushion frame	1	All Bro-Sed-3Cpe	
		BO 146348	Bracket-RH-riser panel to cushion frame corner	1	All Bro-Sed-3Cpe	
		BO 146349	Bracket-LH-riser panel to cushion frame corner	1	All Bro-Sed-3Cpe	
		BO 146359	Bracket-riser panel to cushion frame	2	All ClubCpe-CvBro	
		BO 170640	Bolt riser panel brkt to cushion frame 1/4-20 x 1 1/4	4	All ClubCpe-CvBro	
		BO 170641	Bolt riser panel brkt to cushion frame 1/4-20 x 1 1/2	2	All Bro-Sed-3Cpe	
		BO 170642	Bolt-riser panel brkt to cushion frame 1/4-20 x 2 1/4	2	All Bro-Sed-3Cpe	
		BZ 70673	Lockwasher-riser panel brkt to cushion frame bolt 1/4	4	All	
		BZ 70874	Nut-riser panel brkt to cushion frame bolt 1/4-20	4	All	
		BZ 70656	Rivet-riser panel to cushion frame brkt	2-4	All	
		BO 100788	Shim-riser panel to cushion frame corner brkt bolt	4	All Bro-Sed-3Cpe	
		BO 170642	Bolt-riser panel to cushion frame center brkt	2	All Bro-Sed-3Cpe	
		BZ 70673	Lockwasher-riser panel to cushion frame center brkt 1/4	2	All Bro-Sed-3Cpe	
		BZ 70874	Nut-riser panel to cushion frame center brkt bolt 1/4-20	2	All Bro-Sed-3Cpe	
		BO 100788	Shim-riser panel to cushion frame center brkt bolt	2	All Bro	
		BZ 204071	Bracket assy-back panel spring anchor	3-4	All	
		BZ 204191	Bracket-back panel spring hanger	3-4	All	
		BZ 70399	Clinch nut-back panel spring anchor brkt 1/4-20	AR	All	
		C 119820	Bracket-seat back frame hanger	2	All Cab-CabPu	
		BO 70076	Screw-seat back frame hanger bracket 10-32 x 1 3/8	4	All Cab-CabPu	
		BO 7762	Plain washer-seat back frame hanger brkt screw 13/64	4	All Cab-CabPu	
		BO 70660	Lockwasher-seat back frame hanger brkt screw 3/16	4	All Cab-CabPu	
		BO 71073	Nut-seat back frame hanger brkt screw. 10/32	4	All Cab-CabPu	
	KK10-			FRONT SEAT BACK SUPPORT		
			BO 128048	Support assy-center-front seat back	1	All Bro-ClubCpe-CvBro
			BO 121573	Pivot pin-front seat back center support	1	All Bro-ClubCpe-CvBro
			BO 108529	Retainer-front seat back center support pivot pin	2	All Bro-ClubCpe-CvBro
			BO 70135	Taper pin-pivot pin retainer	2	All Bro-ClubCpe-CvBro
			BO 96985	Tee nut-center support to cushion frame	4	All Bro-ClubCpe-CvBro
			BO 71394	Bolt-center support to cushion frame 1/4-20 x 1 1/8	4	All Bro-ClubCpe-CvBro
			BO 100788	Shim-center support to cushion frame	4	All Bro-ClubCpe-CvBro
			BO 71730	Lockwasher-center support to cushion frame bolt 1/4	4	All Bro-ClubCpe-CvBro
			BO 96985	Tee nut-side support to cushion frame bolt	4	All Bro-ClubCpe-CvBro
			BO 71394	Bolt-side support to cushion frame 1/4-20 x 1 1/8	4	All Bro-ClubCpe-CvBro
			BO 71730	Lockwasher-side support to cushion frame bolt 1/4	4	All Bro-ClubCpe-CvBro
			BO 170642	Bolt-side support to cushion frame 1/4-20 x 2 1/4	4	All Bro-ClubCpe-CvBro
		BZ 70673	Lockwasher-side support to cushion frame bolt 1/4	4	All Bro-ClubCpe-CvBro	
		BZ 70874	Nut-side support to cushion frame bolt 1/4-20	4	All Bro-ClubCpe-CvBro	
		BO 122169	Spring-front seat back to operating rod anti-rattle	2	All Bro-ClubCpe-CvBro	
		BZ 4963	Spacer-center support to cushion frame	6	All ClubCpe-CvBro	
KK11 -				FRONT SEAT TRACK		
		C 148802	Track assembly-front seat LHD	1	All Bro-ClubCpe-CvBro	
		C 148803	Track assembly-front seat RHD	1	All Bro-ClubCpe-CvBro	
		C 148800	Track assembly-front seat LHD	1	All Sed-3Cpe	
		C 148801	Track assembly-front seat RHD	1	All Sed-3Cpe	
		C 200340	Track assembly-RH-front seat Upper & lower tracks assembled LHD	1	All Sed-3Cpe	
		C 200341	Track assembly-LH-front seat together			
	C 200342	Tie bar assembly-front seat	1	All Sed-3Cpe		

Group & Illus. No.	Plate No.	Part No.	NAME	Per Car	Models	
KK11-			FRONT SEAT TRACK (Cont'd.)			
		BO 128056	Rod-front seat track adjusting	1	All Bro-ClubCpe-CvBro	
		BO 142202	Stop rod-front seat track adjusting	1	All Bro-ClubCpe-CvBro	
		BO 148804	Locking handle-front seat track	1	All Bro-ClubCpe-CvBro	
		BO 148824	Locking handle-front seat track	1	All Sed-3Cpe	
		BO 170439	Rivet-front seat track locking handle	2	All Bro-ClubCpe-CvBro	
		BO 209665	Knob-front seat track locking handle	1	All Bro-ClubCpe-CvBro	
		BO 209664	Knob-front seat track locking handle	1	All Sed-3Cpe	
		BO 128107	Spring-front seat track locking handle	1	All Bro-ClubCpe-CvBro	
		BO 142078	Escutcheon-front seat locking handle	1	51-52-53-54	
		BO 146363	Adjusting plate-front seat track	2	All ClubCpe-CvBro	
		BO 101798	Spacer-seat track adjusting plate to floor	4	All ClubCpe-CvBro	
		BO 170210	Bolt-adjusting plate to floor-lower	4	All ClubCpe-CvBro	
		BO 70095	Bolt-adjusting plate to floor-upper	4	All ClubCpe-CvBro	
		BZ 70675	Lockwasher-adjusting plate bolt	8	All ClubCpe-CvBro	
		BO 71389	Plain washer-adjusting plate bolt	2	All ClubCpe-CvBro	
		BO 136010	Clamp-front seat track	4	All Sed	
		BO 136011	Pad-front seat track clamp rubber	4	All Sed	
		BO 136012	Washer-front seat track clamp rubber	4	All Sed	
		BO 170243	Washer-front seat track clamp	4	All Sed-3Cpe	
		BO 136036	Spring-front seat track return	2	All Sed-3Cpe	
		BO 136037	Bracket-front seat track return spring	2	All Sed-3Cpe	
		BO 170640	Bolt-front seat track return spring brkt	2	All Sed-3Cpe	
		BZ 70673	Lockwasher-front seat return spring brkt bolt	2	All Sed-3Cpe	
		BO 12857	Plain washer-front seat return spring brkt bolt	2	All Sed-3Cpe	
		BO 70874	Nut-front seat return spring brkt bolt	2	All Sed-3Cpe	
		BO 142203	Spacer-front-front seat track	2	All Bro	
		BO 123405	Spacer-rear-front seat track	2	All Bro	
		BO 123405	Spacer-front seat	6	All Sed-3Cpe	
		BO 136013	Spacer-front seat track	2	All Sed-3Cpe	
		BO 170030	Bolt-track spacer to floor	2	All Sed-3Cpe	
		BZ 70675	Lockwasher-track spacer to floor bolt	2	All Sed-3Cpe	
		BO 170932	Bolt-track to cushion frame-front	4	All Bro	
		BO 170935	Bolt-track to cushion frame-front	2	All Sed-3Cpe	
		BO 170933	Bolt-track to cushion frame-front	4	All ClubCpe-CvBro	
		BO 170932	Bolt-track to cushion frame-rear	4	All Bro-ClubCpe-CvBro	
		BO 170934	Bolt-track to cushion frame-rear	2	All Sed-3Cpe	
		BO 100788	Shim-track to cushion frame	4	All Sed-3Cpe	
		BZ 70064	Lockwasher-track to cushion frame bolt	4	All Sed-3Cpe	
		BO 18475	Lockwasher-track to cushion frame bolt	8	All Bro-ClubCpe-CvBro	
		BO 123378	Washer-track to cushion frame bolt	4	All Sed-3Cpe	
		BO 86272	Washer-track to cushion frame bolt	8	All Bro-ClubCpe-CvBro	
		BZ 71126	Lockwasher-track to spacer bolt	4	All Sed	
		BO 170030	Bolt-track to spacer	4	All Sed	
		BO 170371	Bolt-front seat track to floor-front	2	All Bro	
		BO 170030	Bolt-front seat track to floor-rear	2	All Bro	
		BO 170612	Bolt-front seat track to floor-rear	4	All Sed-3Cpe	
		BO 170030	Bolt-front seat track to floor	2	All Sed-3Cpe	
		BO 170030	Bolt-front seat track to spacer	4	All Sed-3Cpe	
		BO 70675	Lockwasher-track to underbody bolt-rear	4	All Bro-Sed-ClubCpe-CvBro	
	KK12-			SEAT HINGES & SUPPORT		
			BO 89828	Hinge assy-cushion frame to back frame		All Cab-CabPu
			BO 170640	Bolt-cushion frame to back frame hinge	1	All Cab-CabPu
		BZ 70673	Lockwasher-cushion frame to back frame hinge bolt	1	All Cab-CabPu	
		BZ 70874	Nut-cushion frame to back frame hinge bolt	1	All Cab-CabPu	
		BO 170190	Bolt-cushion riser to floor	2	All Cab-CabPu	
		BZ 70675	Lockwasher-cushion riser to floor bolt	5	All Cab-CabPu	
		BO 71389	Plain washer-cushion riser to floor bolt	21	All Cab-CabPu	
		BO 129105	Dowel-cushion		All Cab-CabPu	
		BO 12857	Plain washer-cushion dowel	17	All Cab-CabPu	
		BZ 70673	Lockwasher-cushion dowel	1	All Cab-CabPu	
		BZ 70874	Nut-cushion dowel	1	All Cab-CabPu	

Group & Illus. No.	Plate No.	Part No.	NAME	Per Car	Models	
KK13-			REAR SEAT BACK & CUSHION			
		C 208024	Back complete-rear seat	Comb trim	1	51-53 Bro-Sed
		C 208030	Back complete-rear seat	Comb trim	1	51-53 ClubCpe
		C 209064	Back complete-rear seat	Comb trim	1	52-54 Sed
		C 209065	Back complete-rear seat	Comb trim	1	52-54 ClubCpe
		C 206902	Back complete-rear seat	Comb trim	1	171-173 Bro-Sed
		C 206904	Back complete-rear seat	Comb trim	1	171-173 ClubCpe
		C 206492	Back assy-RH-rear seat	Comb trim	1	172-174 Sed
		C 206493	Back assy-LH-rear seat	Comb trim	1	172-174 Sed
		C 206913	Back complete-rear seat	Comb trim	1	172-174 ClubCpe
		C 206172	Back complete-rear seat	Cloth trim	1	All Bro
		C 206172	Back complete-rear seat	Cloth trim	1	51-53-171-173 Sed
		C 206173	Back complete-rear seat	Cloth trim	1	52-54 Sed
		C 206470	Back assy-RH-rear seat	Cloth trim	1	172-174 Sed
		C 206471	Back assy-LH-rear seat	Cloth trim	1	172-174 Sed
		C 206174	Back complete-rear seat	Cloth trim	1	All ClubCoue
		C 208379	Back complete-rear seat	Leather trim	1	51-53-171-173 Bro-Sed
		C 209440	Back complete-rear seat	Leather trim	1	52-54 Sed
		C 206474	Back assy-RH-rear seat	Leather trim	1	172-174 Sed
		C 206475	Back assy-LH-rear seat	Leather trim	1	172-174 Sed
		C 208399	Back complete-rear seat	Leather trim	1	51-53-171-173 ClubCpe
		C 209441	Back complete-rear seat	Leather trim	1	52-54-172-174 ClubCpe
		C 202494	Back complete-rear seat	Leather trim	1	51-171 CvBro
		C 209442	Back complete-rear seat	Leather trim	1	54-174 CvBro
		C 208928	Arm rest complete-center-rear seat back	Comb trim	1	52-54 Sed
		C 206485	Arm rest complete-center-rear seat back	Comb trim	1	172-174 Sed
		C 206179	Arm rest complete-center-rear seat back	Cloth trim	1	52-54 Sed
		C 206484	Arm rest complete-center-rear seat back	Cloth trim	1	172-174 Sed
		C 209087	Pad-rubber-center arm rest		1	All Sed
		BO 208903	Hinge assy-center arm rest		1	All Sed
		BO 141259	Rivet-hinge		2	All Sed
		BO 18465	Screw-hinge to spring	1/4-20 x 7/8	4	All Sed
		BO 71394	Screw-hinge to board	1/4-20 x 1 1/8	4	All Sed
		BZ 70673	Lockwasher -hinge screw	1/4	8	All Sed
		BO 70028	Rivet-hinge stop	3/16 x 3/8	2	All Sed
		C 208851	Cushion complete-rear seat-standard	Comb trim	1	51-53 Bro-Sed
		C 208852	Cushion complete-rear seat-foam rubber-opt	Comb trim	1	51-53 Bro-Sed
		C 208853	Cushion complete-rear seat-standard	Comb trim	1	51-53 ClubCpe
		C 208854	Cushion complete-rear seat-foam rubber-opt	Comb trim	1	51-53 ClubCpe
		C 209070	Cushion complete-rear seat	Comb trim	1	52-54 Sed
		C 209071	Cushion complete-rear seat	Comb trim	1	52-54 ClubCpe
		C 206917	Cushion complete-rear seat-standard	Comb trim	1	171-173 Bro-Sed
		C 206918	Cushion complete-rear seat-foam rubber-opt	Comb trim.	1	171-173 Bro-Sed
		C 206920	Cushion complete-rear seat-standard	Comb trim	1	171-173 ClubCpe
		C 206921	Cushion complete-rear seat-foam rubber-opt	Comb trim	1	171-173 ClubCpe
		C 206923	Cushion complete-rear seat	Comb trim	1	172-174 Sed
		C 206925	Cushion complete-rear seat	Comb trim	1	172-174 ClubCpe
		C 206182	Cushion complete-rear seat-standard	Cloth trim	1	51-53-171-173 Bro-Sed
		C 206183	Cushion complete-rear seat-foam rubber-opt	Cloth trim	1	51-53-171-173 Bro-Sed
		C 206184	Cushion complete-rear seat-standard	Cloth trim	1	51-53-171-173 ClubCpe
		C 206185	Cushion complete-rear seat-foam rubber-opt	Cloth trim	1	51-53-171-173 ClubCpe
		C 206184	Cushion complete-rear seat	Cloth trim	1	52-54-172-174 Sed
		C 206185	Cushion complete-rear seat	Cloth trim	1	52-54-172-174 ClubCpe
		C 209452	Cushion complete-rear seat-standard	Leather trim	1	51-53-171-173 Bro-Sed
		C 209453	Cushion complete-rear seat-foam rubber-opt	Leather trim	1	51-53-171-173 Bro-Sed
		C 209454	Cushion complete-rear seat-standard	Leather trim	1	51-53-171-173 ClubCpe
		C 209455	Cushion complete-rear seat-foam rubber-opt	Leather trim	1	51-53-171-173 ClubCpe
		C 209456	Cushion complete-rear seat		1	51-171 CvBro
		C 209457	Cushion complete-rear seat	Leather trim	1	52-54-172-174 Sed
		C 209458	Cushion complete-rear seat	Leather trim	1	52-54-172-174 ClubCpe
	C 209459	Cushion complete-rear seat		1	54-174 CvBro	
	C 207620	Foam rubber pad-rear seat cushion-opt	Cloth & comb trim	1	51-53-171-173 Bro-Sed	
	C 207621	Foam rubber pad-rear seat cushion-opt	Cloth & comb trim	1	51-53-171-173 ClubCpe	

## SEATS

1946-1947

KK

Group & Illus. No.	Plate No.	Part No.	NAME	Per Car	Models	
KK13-			REAR SEAT BACK & CUSHION (Cont'd.)			
		C 207620	Foam rubber pad-rear seat cushion	1	52-54-172-174 Sed	
		C 207621	Foam rubber pad-rear seat cushion	1	52-54-172-174 ClubCpe	
		C 207998	Foam rubber pad-rear seat cushion-opt	1	51-53-171-173 Bro-Sed	
		C 207999	Foam rubber pad-rear seat cushion-opt	1	51-53-171-173 ClubCpe	
		C 207621	Foam rubber pad-rear seat cushion	1	51-171 CvBro	
		C 207998	Foam rubber pad-rear seat cushion	1	52-54-172-174 Sed	
		C 207999	Foam rubber pad-rear seat cushion	1	52-54-172-174 ClubCpe	
		C 202477	Foam rubber pad-rear seat cushion	1	54-174 CvBro	
	C 202097	Protector assy-rear seat cushion rubber pad	1	Bro-Sed-Cpes-CvBro		
KK14-			REAR SEAT SPRINGS			
		C 204582	Spring-rear seat back	1	All Bro	
		C 204582	Spring-rear seat back	1	51-53-171-173 Sed	
		C 208897	Spring-rear seat back	1	52-54 Sed	
		C 209506	Spring-RH-rear seat back	1	172-174 Sed	
		C 209507	Spring-LH-rear seat back	1	172-174 Sed	
		C 204593	Spring-rear seat back	1	All ClubCpes	
		C 200035	Spring-rear seat back	1	All CvBro	
		BO 170548	Bolt-back spring to seat tray	2	All Bro-Sed	
		BO 170071	Bolt-back spring attaching	4	All ClubCpe-CvBro	
		BZ 70673	Lockwasher-back spring bolt	4	All ClubCpe-CvBro	
		BO 12857	Plain washer-back spring bolt	4	All ClubCpe-CvBro	
		BO 170537	Speed nut-back spring bolt	2	All Bro-Sed	
		C 204581	Spring-rear seat cushion	1	All Bro-Sed	
		C 204601	Spring-rear seat cushion	1	Police cars & Taxicabs	
		C 204594	Spring-rear seat cushion	1	All ClubCpes	
		C 204595	Spring-rear seat cushion	1	All CvBro	
	KK16-			REAR SEAT CUSHION RETAINER		
			C 146995	Retainer assy-rear seat cushion	1	All Bro-Sed
		C 200193	Retainer assy-rear seat cushion	1	All ClubCpe	
		C 147000	Retainer assy-rear seat cushion	1	All CvBro	
		BO 147753	Bracket-retainer to tray and floor	2	Bro, Sed, ClubCpe, CvBro	
		BO 146998	Bracket-retainer to tray	2	Bro, Sed, ClubCpe, CvBro	
		BO 170514	Screw-retainer bracket	AR	Bro, Sed, ClubCpe, CvBro	
		BO 70028	Rivet-retainer bracket	4	ClubCpe-CvBro	
		BO 170284	Spacer-retainer to floor	2	Bro, Sed	
		BO 170617	Screw-support to floor	4	ClubCpe, CvBro	
		BO 12857	Plain washer-support to tray	4	ClubCpe, CvBro	

Group & Illus. No.	Plate No.	Part No.	NAME	Per Car	Models		
LL2-			REAR COMPARTMENT DOOR				
		C 208814	Door assembly-rear compartment	1	51-52-53-54 Bro-Sed		
		C 209121	Door assembly-rear compartment	1	51-52-53-54 Cpes-CvBro		
		C 206761	Door assembly-rear compartment	1	171-172-173-174 Bro-Sed		
		C 206763	Door assembly-rear compartment	1	171-172-173-174 Cpes-CvBro		
		C 202134	Silencer-large-rear compartment door	1	All Bro-Sed		
		C 202198	Silencer-small-rear compartment door	1	All Bro-Sed		
		C 202135	Silencer-large-rear compartment door	1	All Coupes-CvBro		
		C 202199	Silencer-small-rear compartment door	1	All Coupes-CvBro		
		BO 203072	Weatherstrip-rear compartment door	1	All Bro-Sed		
		BO 203073	Weatherstrip-rear compartment door	1	All Coupes-CvBro		
		BO 209005	Name plate-rear compartment door	1	51-52-53-54 All		
		BO 206740	Name plate-rear compartment door	1	171-172-173-174 All		
		BO 170885	Screw-name plate	10-32 x 7/8	2	51-52-53-54 All	
		BO 170367	Screw-name plate	10-32 x 1/2	2	171-172-173-174 All	
		BO 170886	Finish washer-name plate sere	#10 Ctsk	2	51-52-53-54 All	
		BO 170395	Lockwasher-name plate screw	3/16	2	171-172-173-174 All	
		BZ 96014	Cup washer-name plate screw		2	171-172-173-174 All	
		BZ 70792	Speed nut-name plate screw	10-32	2	51-52-53-54 All	
		BO 208926	Name plate-rear compartment door	With drivemaster	1	All	
		BO 170941	Speednut-drivenmaster name plate		3	All	
		HA 209728	Lamp kit-rear compartment	Service	1	All	
	LL3-			REAR COMPARTMENT DOOR HINGES			
			BO 204540	Hinge assembly-RH-rear compartment door	1	All	
			BO 204541	Hinge assembly-LH-rear compartment door	1	All	
			BO 147533	Gasket-door half-hinge	2	All	
			BO 204542	Gasket-body half-hinge	2	All	
			BO 207300	Pin-hinge	2	All	
			BO 170329	Plain washer-hinge pin	33/64 x 1 x 1/16	AR	All
			BO 9159	Bolt-hinge	1/4-20 x 5/8	8	All
			BZ 70673	Lockwasher-hinge bolt	1/4	8	All
			BO 102069	Cupwasher-hinge bolt		8	All
			BO 85747	Clip-door opening reinforcement wiring		AR	All
LL4-				REAR COMPARTMENT CHECK ARM			
			BO 147726	Arm assembly-door check	1	All	
			BO 147728	Bracket-lower-door check arm	1	All	
		BO 170300	Washer-spring-door check arm bracket	1	All		
		BO 12371	Washer-plain-door check arm bracket	1	All		
		BO 137164	Rivet-door check arm bracket	1	All		
		BO 70874	Nut-door check arm bracket bolt	1	All		
		BO 134663	Bolt-door check arm bracket	1/4-20 x 21/32	1	All	
		BZ 70673	Lockwasher-door check arm bracket bolt	1/4	1	All	
		BO 170300	Washer-spring door check arm bracket bolt		1	All	
		BO 12371	Washer-plain-door check arm bracket bolt		1	All	
		BO 83191	Tapping plate-door check arm bracket to door		1	All	
		BZ 70673	Lockwasher-door check arm bracket to door bolt	1/4	2	All	
		BO 9159	Bolt-door check arm bracket to door	1/4-20 x 5/8	2	All	
	LL5-			REAR COMPARTMENT DOOR LOCK			
		BO 203766	Lever and bracket assy-RH-clamping latch	1	All		
		BO 203767	Lever and bracket assy-LH-clamping latch	1	All		
		BO 203762	Spring-RH-latch clamping lever	2	All		
		BO 203763	Spring-LH-latch clamping lever	2	All		
		BO 147763	Bracket-latch clamp	2	All		

REAR COMPARTMENT

1946-1947

LL

Group & Illus. No.	Plate No.	Part No.	NAME	Per Car	Models
LL5-			REAR COMPARTMENT DOOR LOCK (Cont'd.)		
		BO 170253	Screw-latch clamping lever bracket 1/4-20 x 5/8	8	All
		BO 18475	Lockwasher-latch clamping lever bracket screw 1/4 Ctsk	8	All
		BO 170661	Rivet-latch clamping lever	2	All
		BO 147759	Link-latch	2	51 Bro, All Sed
		BO 147760	Link-latch	2	All ClubCpe
		BO 147761	Lever-latch operating	1	All
		BO 96089	Spring-latch link anti-rattle	4	All
		BO 26	Washer-plain-latch link anti-rattle spring	2	All
		2	Door lock cylinder and keys See Group DD4		
		BO 147770	Reinforcement-door panel lamp .	1	All
		BO 71631	Screw-door panel lamp reinforcement 1/4-20 x 1/2	1	All
		BZ 70673	Lockwasher-door panel lamp reinforcement screw 1/4	1	All
LL8-			REAR COMPARTMENT MISCELLANEOUS FITTINGS		
		C 207764	Trim panel assy-RH-side-rear compartment	1	All Bro-Sed
		C 207765	Trim panel assy-LH-side-rear compartment	1	All Bro-Sed
		C 202855	Trim panel-LH-side-rear compartment	1	All CvBro
		BO 170059	Screw-rear compartment side trim panel #4 x 1/2	4	All CvBro
		BO 170617	Screw-rear compt trim panel #10 x 1	4	All Bro-Sed
		BO 70697	Finish washer-rear compt trim panel screw	4	All Bro-Sed
		BO 140349	Clip-rear seat back shelf panel wiring	AR	All Bro-Sed
		BO 85747	Clip-rear seat back shelf panel wiring	2	All Bro-Sed-CvBro
		C 207767	Trimboard-rear seat back spring	1	All Bro, 51-53 Sed
		C 209044	Trimboard assy-rear seat back spring	1	52-54 Sed
		C 202159	Trimboard-rear seat back spring	1	All ClubCpe
		C 202480	Trimboard-rear seat back spring	1	All CvBro
		C 202471	Trimboard-rear compartment	1	All CvBro
		BO 144133	Spacer-rear seat back spring trimboard	2	52-54 Sed
		BO 204188	Spacer-rear compartment trimboard-side	2	All CvBro
		BO 204189	Spacer-rear compartment trimboard-upper	1	All CvBro
		BO 170617	Screw-rear seat back spring trimboard	AR	All Bro-Sed-ClubCpe-CvBro
		BO 170618	Screw-rear seat back spring trimboard	AR	52-54 Sed
		BO 70697	Finish washer-rear seat back spring trimboard screw	AR	All Bro-Sed-ClubCpe-CvBro
		BO 170600	Screw-rear compartment trimboard 1/4-20 x 1 3/8	4	All CvBro
		BO 70452	Washer-rear compartment trimboard screw 1/4	4	CvBro
LL9-			PARTITION AND PACKAGE COMPARTMENT		
		C 146300	Panel-rear seat back shelf	1	All Bro-Sed
		C 146370	Panel-rear compartment shelf Steel	1	All 3Cpe-ClubCpe
		C 147313	Extension assy-rear compartment shelf panel Wood	1	All 3Cpe
		BO 9159	Bolt-rear compartment shelf panel extension 1/4-20 x 5/8	5	All 3Cpe
		BZ 70673	Lockwasher-shelf panel extension bolt 1/4	5	All 3Cpe
		BO 70399	Clinch nut-shelf panel extension bolt. 1/4-20	10	All 3Cpe
		BO 140349	Clip-rear seat back shelf panel wiring	AR	All Bro-Sed-3Cpe-ClubCpe
		BO 85747	Clip-rear seat back shelf panel wiring	AR	All Bro-Sed-CvBro
		BO 18464	Screw-rear compartment shelf panel brace 1/4-20 x 11/16	2	All ClubCpe
		BZ 70673	Lockwasher-rear compartment shelf panel brace screw 1/4	2	All ClubCpe
		BZ 12857	Plain washer-rear compartment shelf panel brace screw	2	All ClubCpe
		BZ 70874	Nut-rear compartment shelf panel brace screw 1/4-20	2	All ClubCpe
		C 149760	Trimboard and trim assy-rear compt shelf Cloth	1	All 3Cpe--ClubCpe
		C 207521	Trimboard and trim assy-rear compt shelf Leather	1	All 3Cpe-ClubCpe
		BO 170544	Screw-center bottom-rear compartment shelf trimboard	1	All 3Cpe-ClubCpe
		BO 170551	Screw-side-rear compartment shelf trimboard #8 x 3/4	2	All 3Cpe-ClubCpe
		BO 70350	Finish washer-rear compartment shelf trimboard #8 Ctsk	3	All 3Cpe-ClubCpe
		C 209718	Trim panel-rear seat back shelf Gray	1	All Bro-Sed
		C 209719	Trim panel-rear compartment shelf bottom Gray	1	All ClubCpe
		C 209720	Trim panel-rear compartment shelf bottom Gray	1	All 3Cpe
		BO 170544	Screw-rear compartment shelf bottom trim panel #8 x 1/2	3	All 3Cpe-ClubCpe
		BO 70350	Finish washer-rear compartment shelf bottom panel screw	3	All 3Cpe-ClubCpe

Group & Illus. No.	Plate No.	Part No.	NAME	Per Car	Models
MM1-			FRONT DOOR ARM REST		
			NOTE - One front door arm rest is standard equipment for all 1946 passenger cars, and extra one is optional. Quantities shown are for one side only.		
		BO 208136	Arm rest kit-front door	1	All
		BO 208128	Arm rest assembly-front door	1	All
		BO 206116	Arm rest assembly-front door	1	All
		BO 208124	Arm rest assembly-front door	1	All
		BO 204278	Bracket-arm rest block	2	All
		BO 170412	Screw-arm rest block bracket to crossmember	2	All
		BO 170671	Screw-arm rest block to bracket	2	All
		BZ 70673	Lockwasher-arm rest block bracket screw	2	All
		BO 71443	Nut-arm rest block bracket screw	2	All
	MM2-			ASH RECEIVER-REAR QUARTER	
			NOTE - For instrument panel ash receiver see Group T5.		
		BO 209556	Ash receiver assembly-rear quarter	2	All Bro-Sed-ClubCpe
		BO 209557	Cover-rear quarter ash receiver	2	All Bro-Sed-ClubCpe
		BT 1634	Screw-rear quarter ash receiver knob	2	All Bro-Sed-ClubCpe
		BO 204831	Knob-rear quarter ash receiver	2	All Bro-Sed-ClubCpe
		BO 200057	Screw-rear quarter ash receiver	2	All Bro-Sed-ClubCpe
		BO 71518	Washer-rear quarter ash receiver retainer rivet	4	All Bro-Sed-ClubCpe
	BO 18388	Rivet-rear quarter ash receiver retainer	4	All Bro-Sed-ClubCpe	
MM3-			ASSIST STRAPS		
		BO 207206	Assist strap assembly-1st type	2	51 Sed to car #31305
		BO 209003	Assist strap assembly-2nd type	2	51 Sed after car #31305, 171 Sed
		BO 209003	Assist strap assembly	1-2	51-53-171-173 Bro-Sed-ClubCpe
		BO 209004	Assist strap assembly	1-2	52-54-172-174 Sed-ClubCpe
		BO 209489	Assist strap assembly	1-2	All Bro-Sed-ClubCpe
		BO 143477	Screw-assist strap attaching	1-2	All Bro-Sed-ClubCpe
		BO 71123	Washer-assist strap bracket screw	1-2	All Bro-Sed-ClubCpe
MM6-			DOME LAMP AND SWITCHES		
		BO 205426	Rim and glass assy-dome lamp-front	1	All Bro-Sed-3Cpe-ClubCpe
		BO 205426	Rim and glass assy-dome lamp-rear	1	52-54 Sed
		BO 205427	Reflector and socket assy-dome lamp-front	1	All Bro-Sed-3Cpe-ClubCpe
		BO 205427	Reflector and socket assy-dome lamp-rear	1	52-54 Sed
		BO 170161	Screw-dome lamp attaching	4-8	All Bro-Sed-3Cpe-ClubCpe
		BO 170659	Bulb-dome lamp	1-2	All Bro-Sed-3Cpe-ClubCpe
		BO 165030	Washer-dome lamp wire socket terminal	2	All Bro-Sed-3Cpe-ClubCpe
		BO 165029	Washer-dome lamp wire socket insulating	2	All Bro-Sed-3Cpe-ClubCpe
		BO 109087	Spring-dome lamp wire socket terminal washer	2	All Bro-Sed-3Cpe-ClubCpe
		BO-170406	Terminal-dome lamp wire	AR	All Bro-Sed-3Cpe-ClubCpe
		BO 160091	Switch-dome lamp	1	178 Station
		BO 164388	Switch-dome lamp-on pillar	1	All Bro-Sed-3Cpe-ClubCpe
		BO 164388	Switch-dome lamp-instrument panel	1	52-54 Sed
		BO 134867	Escutcheon plate-dome lamp switch-on pillar	1	All Bro-Sed-3Cpe-ClubCpe
		BO 170222	Screw-pillar dome lamp escutcheon plate	2	All Bro-Sed-3Cpe-ClubCpe
		BZ 71712	Lockwasher-dome lamps switch grounding	1	All Bro-Sed-3Cpe-ClubCpe
		BO 71665	Screw-instrument panel dome lamp switch attaching	2	52-54 Sed
		BO 70465	Lockwasher-inst panel dome lamp switch attaching screw	2	52-54 Sed
		BO 204088	Grounding strip-dome lamp switch	1	All Bro-ClubCpe
		BO 204089	Grounding strip-dome lamp switch	1	All Sed



Group & Illus. No.	Plate No.	Part No.	NAME	Per Car	Models		
MM9-			REAR VIEW MIRROR				
		BO 116996	Mirror assy-rear view-less bracket	Standard	1	All exc Cab-CabPu	
		BO 119940	Stud-rear view mirror	Standard	1	All exc Cab-CabPu	
		BO 204177	Bracket-rear view mirror	Standard	1	All exc Cab-CabPu CvBro	
		BO 117477	Bracket-rear view mirror	Standard	1	All CvBro	
		BO 170257	Screw-rear view mirror to header	#10-32 x 1 1/4	1	All exc Cab-CabPu	
		BO 148870	Mirror assy-rear view-external	With arm-LHD	1	All Cab-CabPu	
		BO 148869	Mirror assy-rear view-external	With arm-RHD	1	All Cab-CabPu	
		BO 148871	Mirror-rear view-external	Less arm	1	All Cab-CabPu	
		BO 148872	Arm-rear view mirror	LHD	1	All Cab-CabPu	
		BZ 70673	Lockwasher-rear view mirror	1/4	1	All Cab-CabPu	
		BO 71443	Lock nut-rear view mirror	1/4-28	1	All Cab-CabPu	
		BO 70660	Lockwasher-rear view mirror attaching screw	3/16	2	All Cab-CabPu	
		BO 170367	Screw-rear view mirror attaching		2	All Cab-CabPu	
		HA 209716	Mirror-rear view-external-RH door	Service	1	All	
		HA 209715	Mirror-rear view-external-LH door	Service	1	All	
		HA 207925	Mirror-rear view-inside oval	Service	1	All	
	MM10-			ROBE RAILS			
			BO 207217	Robe hanger assy-blue gray cloth	Cloth trim	1	51 Sed (first type)
			BO 208602	Robe hanger assy-blue gray cloth	Cloth trim	1	51 Sed (second type)
		BO 208602	Robe hanger assy-blue gray cloth	Cloth trim	1	53-171-173 Sed	
		BO 208603	Robe hanger assy-blue leather	Cloth trim	1	52-54-172-174 Sed	
		BO 208603	Robe hanger assy-blue leather	Leather trim	1	All Sed	
		BO 170237	Screw-robe hanger bracket	1/4-28 x 5/8	4	All Sed	
MM11 -			VISOR				
			NOTE - One hinge type visor is standard on models 51,53, 171 and 173. Two swivel type visors are standard on models 52,54,172 and 174, and are optional on models 51,53,171 and 173.				
			When ordering visors, give car number.				
		HA 134987	Visor complete-inside-hinge type	Service kit	1	51, 53, 58, 171, 173, 178	
		HA 205092	Visor complete-inside-swivel type	Service kit	1	51, 53, 171, 173	
		BO 170237	Screw-visor attaching-hinge type	#10 x 3/4	4	51, 53, 171, 173	
		BO 120672	Arm-inside visor-swivel type		2	52, 54, 172, 174	
		BO 120668	Clamp-support rod-swivel type		2	52, 54, 172, 174	
		BO 120677	Clamp-hinge-swivel type		2	52, 54, 172, 174	
		BO 120676	Plate-hinge-swivel type		2	52, 54, 172, 174	
		BO 134985	Screw-arm to clamp and clamp to plate-swivel type		4	52, 54, 172, 174	
		BO 134986	Screw-header clamp		4	52, 54, 172, 174	
		BO 170407	Screw-visor attaching	#10 x 7/8	4	All CvBro	
		BO 144025	Spacer-visor bracket		2	All CvBro	

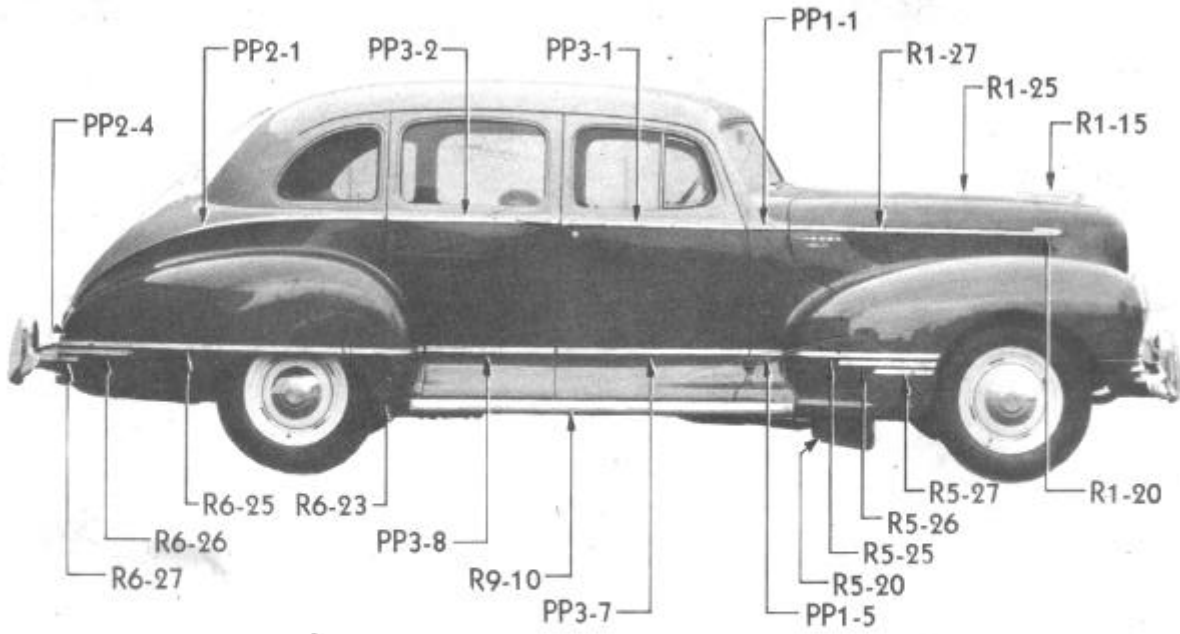
Group & Illus. No.	Plate No.	Part No.	NAME	Per Car	Models	
NN1			FINISH MOLDINGS-WINDSHIELD			
		C 208604	Finish molding-windshield-RH upper	1	All exc CvBro	
		C 208605	Finish molding-windshield-LH upper	1	All exc CvBro	
		C 209140	Finish molding-windshield-RH upper	1	CvBro	
		C 209141	Finish molding-windshield-LH upper	1	CvBro	
		C 208606	Finish molding-windshield-lower	1	All	
		BO 140965	Finish molding-windshield-center inside	1	All exc CvBro	
		BO 140979	Finish molding-windshield-center inside	1	CvBro	
		BO 140808	Air stop block-lower-windshield finish molding	4	All	
		BO 170242	Screw-upper-windshield finish molding #8 x 1-1/4	10	All	
		BO 170351	Screw-lower-windshield finish molding #8 x 1-1/2	8	All	
		BO 170417	Screw-windshield center inner to outer molding	3	All	
		BO 142093	Cover-windshield finish molding upper joint	1	Cab-CabPu	
		BO 170257	Screw-windshield finish molding joint cover 10-32 x 1-1/4	1	Cab-CabPu	
	NN2-			FINISH MOLDINGS-FRONT DOOR WINDOW		
			C 208610	Molding and W/ strip assy-RH-front door	Grained	1
		C 208611	Molding and W/ strip assy-LH-front door	Grained	1	All Bro
		C 208612	Molding and W/strip assy-RH-front door	Grained	1	51-53-171-173 Sed,Cab-CabPu
		C 208613	Molding and W/ strip assy-LH-front door	Grained	1	51-53-171-173 Sed,Cab-CabPu
		C 148928	Molding and W/ strip assy-RH-front door	NP	1	52-54-172-174 Sed
		C 148929	Molding and W/ strip assy-LH-front door	NP	1	52-54-172-174 Sed
		C 208614	Molding and W/ strip assy-RH-front door	Grained	1	51-53-171-173 3Cpe-ClubCpe
		C 208615	Molding and W/strip assy-LH-front door	Grained	1	51-53-171-173 3Cpe-ClubCpe
		C 148936	Molding and W/strip assy-RH-front door	NP	1	52-54-172-174 ClubCpe
		C 148937	Molding and W/strip assy-LH-front door	NP	1	52-54-172-174 ClubCpe
		C 148938	Molding and W/ strip assy-RH-front door	Chrome	1	CvBro
		C 148939	Molding and W/ strip assy-LH-front door	Chrome	1	CvBro
		BO 170239	Screw-front door window finish molding #8 x 7/8	AR	All	
		BO 170240	Screw-front door window finish molding #8 x 1	AR	All exc CvBro	
NN3-				FINISH MOLDING-REAR DOOR WINDOW		
		C 208622	Molding & W/strip assy-RH-rear door	Grained	1	51-53-171-173 Sedan
		C 208623	Molding & W/strip assy-LH-rear door	Grained	1	51-53-171-173 Sedan
		C 148944	Molding & W/strip assy-RH-rear door	Chrome	1	52-54-172-174 Sedan
		C 148945	Molding & W/ strip assy-LH-rear door	Chrome	1	52-54-172-174 Sedan
		BO 170239	Screw-rear door finish molding #8 x 3/8	AR	All	
	BO 170240	Screw-rear door finish molding #8 x 1	AR	All		
NN4-			FINISH MOLDING-QUARTER WINDOW			
		C 208626	Molding and W/ strip assy-RH-quarter window	Grained	1	All Bro
		C 208627	Molding and W/ strip assy-LH-quarter window	Grained	1	All Bro
		C 208628	Molding and W/strip assy-RH-quarter window	Grained	1	51-53-171-173 Sedan
		C 208629	Molding and W/strip assy-LH-quarter window	Grained	1	51-53-171-173 Sedan
		C 204614	Molding and W/strip assy-RH-quarter window	NP	1	52-54-172-174 Sedan
		C 204615	Molding and W/ strip assy-LH-quarter window	NP	1	5254-172-174 Sedan
		C 204744	Molding and W/strip assy-RH-quarter window	NP	1	52-54-172-174 ClubCpe
		C 204745	Molding and W/strip assy-LH-quarter window	NP	1	52-54-172-174 ClubCpe
		BO 170329	Screw-quarter window finish molding #8 x 3/8	AR	All Bro-Sed,52-54 ClubCpe	
		BO 170240	Screw-quarter window finish molding #8 x 1	4	All Bro	

OUTSIDE MOLDINGS


1946-1947

PP

Group & Illus. No.	Plate No.	Part No.	NAME	Per Car	Models
OUTSIDE MOLDINGS-FRONT END					
PP1-					
1	45	BO 148200	Molding-RH-front end panel belt	1	51,53,58
1	45	BO 148201	Molding-LH-front end panel belt	1	51,53,58
1	45	BO 148202	Molding-RH-front end panel belt	1	52,54
1	45	BO 148203	Molding-LH-front end panel belt	1	52,54
2	45	BO 205230	Molding-RH-front end panel auxiliary belt	1	52,54
2	45	BO 205231	Molding-LH-front end panel auxiliary belt	1	52,54
		BO 148216	Retainer-front end panel belt molding	2	51,53,58
		BO 148347	Retainer-front end panel belt molding	2	52,54
		BO 170538	Screw-front end panel belt molding retainer #10 x 1/8	4	All
		BO 205300	Retainer-front end panel aux belt molding retainer	6	52,54
		BO 170694	Screw-front end panel aux belt molding retainer	6	52,54
5	45	BO 205254	Molding-RH-cowl panel lower	1	All exc Cab-CabPu
5	45	BO 205255	Molding-LH-cowl panel lower	1	All exc Cab-CabPu
		BO 205249	Retainer-cowl panel lower molding	2	All exc Cab-CabPu
		BO 170538	Screw-cowl panel lower molding retainer #10 x 1/8	4	All exc Cab-CabPu
OUTSIDE MOLDINGS-QUARTER PANEL					
PP2-					
1	45	C 208654	Molding-RH-quarter panel belt	1	All Bro
1	45	C 208655	Molding-LH-quarter panel belt	1	All Bro
1	45	C 208656	Molding-RH-quarter panel belt	1	51-53-171-173 Sed
1	45	C 208657	Molding-LH-quarter panel belt	1	51-53-171-173 Sed
		C 148208	Molding-RH-quarter panel belt	1	51-53-171-173 3Cpe-ClubCpe
		C 148209	Molding-LH-quarter panel belt	1	51-53-171-173 3Cpe-ClubCpe
		C 148214	Molding-RH-quarter panel belt	1	52-54-172-174 ClubCpe
		C 148214	Molding-LH-quarter panel belt	1	52-54-172-174 ClubCpe
		C 148248	Molding-RH-quarter panel belt	1	51-171 CvBro
		C 148249	Molding-LH-quarter panel belt	1	51-171 CvBro
		C 148258	Molding-RH-quarter panel belt	1	54-174 CvBro
		C 148259	Molding-LH-quarter panel belt	1	54-174 CvBro
2	45	C 208660	Molding-RH-quarter panel belt-front	1	52-54-172-174 Sed
2	45	C 208661	Molding-LH-quarter panel belt-front	1	52-54-172-174 Sed
3	45	C 208662	Molding-RH-quarter panel belt-rear	1	52-54-172-174 Sed
3	45	C 208663	Molding-LH-quarter panel belt-rear	1	52-54-172-174 Sed
4	45	BO 208784	Extension-quarter panel belt molding	2	51-53-171-173 Sed-Bro
4	45	BO 208785	Extension-quarter panel belt molding	2	52-54-172-174 Sed
		BO 148216	Retainer-quarter panel belt molding	AR	51,53,171,173
		BO 148347	Retainer-quarter panel belt molding	AR	52-54-172-174 exc Sed
		BO 208793	Retainer-rear quarter panel belt molding	4	51-53-171-173 Bro-Sed
		BO 208794	Retainer-front-RH-#1-quarter panel belt molding-front	1	52-54-172-174 Sed
		BO 208795	Retainer-front-LH-#1-quarter panel belt molding-front	1	52-54-172-174 Sed
		BO 208796	Retainer-front-RH-#2-quarter panel belt molding-front	1	52-54-172-174 Sed
		BO 208797	Retainer-front-LH-#2-quarter panel belt molding-front	1	52-54-172-174 Sed
		BO 205253	Molding-lower quarter panel	2	Bro-3Cpe-ClubCpe-CvBro
		BO 205248	Retainer-quarter panel lower mldg	4	Bro-3Cpe-ClubCpe-CvBro
		BO 170538	Screw-quarter panel lower mldg retainer	8	Bro-3Cpe-ClubCpe-CvBro
8	45	C 205240	Molding-RH-quarter panel auxiliary belt	1	52-54-172-174 Sed
8	45	C 205241	Molding-LH-quarter panel auxiliary belt	1	52-54-172-174 Sed
8	45	C 205242	Molding-RH-quarter panel auxiliary belt	1	52-54-172-174 ClubCpe
8	45	C 205243	Molding-LH-quarter panel auxiliary belt	1	52-54-172-174 ClubCpe
		C 205244	Molding-RH-quarter panel auxiliary belt	1	54-174 CvBro
		C 205245	Molding-LH-quarter panel auxiliary belt	1	54-174 CvBro
		BO 205247	Cover-quarter panel auxiliary belt molding joint	1	52,54,172,174
		BO 205300	Retainer-quarter panel auxiliary belt molding	AR	52,54,172,174
		BO 205301	Retainer-rear-quarter panel auxiliary belt molding	2	54-174 CvBro
		BO 170694	Screw-quarter panel auxiliary belt molding retainer	AR	52,54,172,174
		BO 200176	Bolt-quarter panel belt molding	AR	51,53,171,173
		BO 203364	Bolt-quarter panel belt molding	14	52-54-172-174 Sed
		BO 200177	Bolt-quarter panel belt molding	2	52-54-172-174 Cpes-CvBro
		BO 203364	Bolt-rear-quarter panel front belt molding	2	52-54-172-174 Bro-Sed
		BO 203364	Bolt-quarter panel belt molding extension	4	Bro-Sed



Outside Moldings-Super Series



Outside Moldings-Commodore Series

OUTSIDE MOLDINGS

1946-1947

PP

Group & Illus. No.	Plate No.	Part No.	NAME	Per Car	Models
PP2-			OUTSIDE MOLDINGS-QUARTER PANEL (Cont'd.)		
		BO 203364	Bolt-quarter panel auxiliary belt molding	AR	52-54-172-174 exc CvBro
		BO 170538	Screw-quarter panel belt molding retainer #10 x 3/8	AR	All
PP3-			DOOR OUTSIDE MOLDINGS		
1	45	C 148224	Molding-RH-front door belt	1	51-53-171-173 exc Sed
1	45	C 148225	Molding-LH-front door belt	1	51-53-171-173 exc Sed
1	45	C 148226	Molding-RH-front door belt	1	52-54-172-174 exc Sed
1	45	C 148227	Molding-LH-front door belt	1	52-54-172-174 exc Sed
1	45	C 148228	Molding-RH-front door belt	1	51-53-171-173 Sed,All
1	45			1	Cab-CabPu
		C 148229	Molding-LH-front door belt		51-53-171-173 Sed,All
1	45			1	Cab-CabPu
1	45	C 148230	Molding-RH-front door belt	1	52.-E4-172-174 Sed
2	45	C 148231	Molding-LH-front door belt	1	52-54-172-174 Sed
2	45	C 204372	Molding-RH-rear door belt	1	51-53-171-173 Sed
2	45	C 204373	Molding-LH-rear door belt	1	51-53-171-173 Sed
2	45	C 204374	Molding-RH-rear door belt	1	52-54-172-174 Sed
		C 204375	Molding-LH-rear door belt	AR	52-54-172-174 Sed
		BO 148216	Retainer-door panel belt molding	AR	51-53-171-173
		BO 148347	Retainer-door panel belt molding	AR	52-54-172-174
		BO 170538	Screw-door panel belt molding retainer #10 x 3/8	1	All
4	45	C 205232	Molding-RH-front door auxiliary belt	1	52-54-172-174 exc Sed
4	45	C 205233	Molding-LH-front door auxiliary belt	1	52-54-172-174 exc Sed
4	45	C 205234	Molding-RH-front door auxiliary belt	1	52-54-172-174 Sed
4	45	C 205235	Molding-LH-front door auxiliary belt	2	52-54-172-174 Sed
5	45	C 205236	Molding-rear door auxiliary belt	AR	52-54-172-174 Sed
		BO 205300	Retainer-door auxiliary belt molding	AR	52,54,172,174
		BO 170694	Screw-door auxiliary belt molding retainer #6 x 1/4	2	52,54,172,174
7	45	C 205250	Molding-lower-front door	2	All Bro,3Cpe,ClubCpe, CvBro
7	45	C 205251	Molding-lower-front door	2	All Sed
8	45	C 205252	Molding-lower-rear door	AR	All Sed
		BO 205248	Retainer-lower door molding	AR	51-52-53-54-171-172-173-174
		BO 170538	Screw-lower door molding retainer	AR	51-52-53-54-171-172-173-174
PP4-			WINDOW REVEAL MOLDINGS		
			NOTE - Door, quarter and rear window reveal moldings are standard for models 52 and 54, and optional for models 51 and 53.		
1	32	C 142030	Molding-RH-windshield reveal Chrome	1	All exc Cab-CabPu-CvBro
1	32	C 142031	Molding-LH-windshield reveal Chrome	1	All exc Cab-CabPu-CvBro
		C 142048	Molding-RH-windshield reveal Chrome	1	All CvBro
		C 142049	Molding-LH-windshield reveal Chrome	1	All CvBro
				1	52-54-172-174 Bro
		C 147710	Molding-RH-front door window reveal		
		C 147711	Molding-LH-front door window reveal	1	52-54-172-174 Bro
		C 147712	Molding-RH-front door window reveal	1	52-54-172-174 Sed
		C 147713	Molding-LH-front door window reveal	1	52-54-172-174 Sed
		C 147720	Molding-RH-front door window reveal	1	52-54-172-174 3Cpe-ClubCpe
		C 147721	Molding-LB-front door window reveal	1	52-54-172-174 3Cpe-ClubCpe
		C 147714	Molding-RH-rear door window reveal	1	52-54-172-174 Sed
		C 147715	Molding-LH-rear door window reveal	1	52-54-172-174 Sed
		C 147718	Molding-RH-quarter window reveal	1	52-54-172-174 Bro
		C 147719	Molding-LH-quarter window reveal	1	52-54-172-174 Bro
		C 147716	Molding-RH-quarter window reveal	1	52-54-172-174 Sed
		C 147717	Molding-LH-quarter window reveal	1	52-54-172-174 Sed

Group & Illus. No.	Plate No.	Part No.	NAME	Per Car	Models
PP4-			WINDOW REVEAL MOLDINGS (Cont'd.)		
		C 147722	Molding-RH-quarter window reveal	1	52-54-172-174 3Cpe-ClubCpe
		C 147723	Molding-LH-quarter window reveal	1	52-54-172-174 3Cpe-ClubCpe
		C 148620	Molding-RH-rear window reveal	1	All exc CvBro-58-178
		C 148621	Molding-LH-rear window reveal	1	All exc CvBro-58-178
		BO 148622	Cover-rear window reveal moldings	2	All exc CvBro-58-178
		BO 204736	Molding-inner-rear window glass	2	52-54-172-174 exc CvBro
		BO 204737	Molding-outer-rear window glass	2	52-54-172-174 exc CvBro
		BO 204738	Shim-rear window glass molding	4	52-54-172-174 exc CvBro
	BO 134296	Clip-window reveal molding	AR	52-54-172-174 exc CvBro	

Rubber

BODY BOLTS

1946-1947

QQ

Group & Illus. No.	Plate No.	Part No.	NAME	Per Car	Models
QQ1-			BODY BOLTS		
		BX 1061	Bolt-body hold down	3/8-24 x 1-1/8	AR All
		BO 71434	Bolt-body hold down	3/8-24 x 2	4 All CvBro
		BO 71722	Bolt-body hold down	3/8-24 x 1-1/2	AR All
		BO 170005	Bolt-body hold down (self tapping)	3/8 x 7/8	AR All
		BO 170024	Bolt-body hold down (self tapping)	7/16 x 7/8	AR All
		BO 117359	Bolt-body hold down (taper head)	3/8 x 24	2 All exc Bro
		BO 170505	Bolt-body hold down	3/8-16 x 1-1/4	2 All
		BX 12415	Nut-body hold down bolt	3/8 x 24	2 All
QQ2-			BODY SHIMS AND SPACERS		
		BZ 345	Washer-body hold down bolt		4 All Cab-CabPu
		BO 170284	Washer-body hold down bolt	25/64 x 1-1/8 x 1/8	AR All
		BO 71011	Washer-body hold down bolt	25/64 x 1-1/8 x 3/32	AR Aft
		BO 71356	Washer-body hold down bolt	15/32 x 1-1/4 x 1/8	AR All
		BO 100582	Washer-body hold down bolt	1-7/16 square x 1/8	2 All CvBro
		BZ 170171	Washer-body hold down bolt	29/64 x 1-3/16 x 1/4	2 All Cab-CabPu
		BO 100788	Shim-body hold down bolt	Fabric 1-1/2 sq	AR All
		BO 124258	Spacer-body hold down bolt	Thin	AR All CvBro
		BO 124259	Spacer-body hold down bolt	Thick	AR All CvBro
		BZ 71234	Lockwasher-body hold down bolt	3/8 heavy	AR All
		BO 120096	Tapping plate-body hold down bolt		AR All

Group & Illus. No.	Plate No.	Part No.	NAME	Per Car	Models
TT4-			BODY WINDLACES		
	C	149626	Windlace-RH-front pillar and header	1	All Bro-3Cpe-ClubCpe
	C	149627	Windlace assembly-LH-front pillar and header	1	All Bro-3Cpe-ClubCpe
	C	149628	Windlace assembly-RH-front pillar and header	1	All Cab-CabPu
	C	149629	Windlace assembly-LH-front pillar and header	1	All Cab-CabPu
	C	149630	Windlace assembly-RH-front pillar and header	1	All Sed
	C	149631	Windlace assembly-LH-front pillar and header	1	All Sed
	C	149624	Windlace assembly-RH-front pillar	1	All CvBro
	C	149625	Windlace assembly-LH-front pillar	1	All CvBro
	C	143342	Windlace assembly-RH-rear body pillar	1	All Bro-Cab-CabPu
	C	143343	Windlace assembly-LH-rear body pillar	1	All Bro-Cab-CabPu
	C	143344	Windlace assembly-RH-rear body pillar	1	All 3Cpe-ClubCpe
	C	143345	Windlace assembly-LH-rear body pillar	1	All 3Cpe-ClubCpe
	C	149636	Windlace assembly-RH-rear body pillar	1	All Sed
	C	149637	Windlace assembly-LH-rear body pillar	1	All Sed
	C	124039	Windlace assembly-rear body pillar	2	All CvBro
	C	143476	Windlace assembly-center pillar	2	All Sed
	BO	71514	Rivet-front pillar windlace to pillar	AR	All
	BO	7762	Washer-front pillar windlace to pillar rivet	AR	All
	BO	70733	Screw-pillar windlace to body header	AR	All
TT5-			TRIM MOULDINGS		
	C	207690	Molding-RH-quarter trim panel	1	All Bro
	C	207691	Molding-LH-quarter trim panel	1	All Bro
	C	148633	Molding-quarter trim panel	2	All Sed
	C	207696	Molding-RH-quarter trim panel	1	All ClubCpe
	C	207697	Molding-LH-quarter trim panel.	1	All ClubCpe
	C	148636	Molding-upper-quarter trim panel	2	All CvBro
	C	148619	Molding-lower-quarter trim panel	2	All CvBro
	C	207692	Molding-RH-front door trim panel	1	All Bro-3Cpe-ClubCpe
	C	207693	Molding-LH-front door trim panel	1	All Bro-3Cpe-ClubCpe
	C	207694	Molding-RH-front door trim panel	1	All Sed
	C	207695	Molding-LH-front door trim panel	1	All Sed
	C	148638	Molding-upper-front door trim panel	2	All CvBro
	C	148639	Molding-lower-front door trim panel	2	All CvBro
	C	207696	Molding-RH-rear door trim panel	1	All Sed
	C	207697	Molding-LH-rear door trim panel	1	All Sed
	TT6-			SEAT COVERS	
HA		209805	Seat cover-front	1	All Bro-ClubCpe
HA		209806	Seat cover-front	1	All Sed-3Cpe
HA		209807	Seat covers-set-front and rear	1	All Bro
HA		209808	Seat covers-set-front and rear	1	51-53-171-173 Sed
HA		209810	Seat covers-set-front and rear	1	52-54-172-174 Sed
HA	209809	Seat covers-set-front and rear	1	All ClubCpe	
TT8-			TRIM RETAINERS		
	C	148550	Retainer assembly-RH-front body pillar trim	1	All exc CvBro
	C	148551	Retainer assembly-LH-front body pillar trim	1	All exc CvBro
	C	148552	Retainer assembly-RH-front body pillar trim	1	All CvBro
	C	148553	Retainer assembly-LH-front body pillar trim	1	All CvBro
	C	200462	Retainer assembly-RH-rear body pillar trim	1	All Cab-CabPu
	C	205262	Retainer assembly-RH-read body pillar trim	1	All Bro
	C	200463	Retainer assembly-LH-rear body pillar trim	1	All Bro-Cab-CabPu
	C	148556	Retainer assembly-RH-rear body pillar trim	1	All Sed
	C	148557	Retainer assembly-LH-rear body pillar trim	1	All Sed
C	205262	Retainer assembly-RH-rear body pillar trim	1	All 3Cpe-ClubCpe	



Group & Illus. No.	Plate No.	Part No.	NAME	Per Car	Models
TT8-			TRIM RETAINERS (Cont'd.)		
		C 200463	Retainer assembly-LH-rear body pillar trim	1	All 3Cpe-ClubCpe
		C 148546	Retainer assembly-RH-body header trim	1	All Bro
		C 148547	Retainer assembly-LH-body header trim	1	All Bro
		C 148558	Retainer assembly-RH-body header trim	1	All Sed
		C 148559	Retainer assembly-LH-body header trim	1	All Sed
		C 148566	Retainer assembly-RH-body header trim	1	All 3Cpe-ClubCpe
		C 148567	Retainer assembly-LH-body header trim	1	All 3Cpe-ClubCpe
		C 126336	Retainer assembly-RH-body header trim	1	All Cab-CabPu
		C 146337	Retainer assembly-LH-body header trim	1	All Cab-CabPu
		C 148546	Retainer assembly-RH-body header trim	1	All Bro
		C 148547	Retainer assembly-LH-body header trim	1	All Bro
		C 148558	Retainer assembly-RH-body header trim	1	All Sed
		C 148559	Retainer assembly-LH-body header trim	1	All Sed
		C 148566	Retainer assembly-RH-body header trim	1	All 3Cpe-ClubCpe
		C 148567	Retainer assembly-LH-body header trim	1	All 3Cpe-ClubCpe
		C 126336	Retainer assembly-RH-body header trim	1	All Cab-CabPu
		C 126337	Retainer assembly-LH-body header trim	1	All Cab-CabPu
		C 203070	Retainer assembly-RH-front door bottom trim	1	All Bro-3Cpe-ClubCpe-CvBro
		C 203071	Retainer assembly-LH-front door bottom trim	1	All Bro-3Cpe-ClubCpe-CvBro
		C 203102	Retainer assembly-RH-front door bottom trim	1	All Sed-Cab-CabPu
		C 203103	Retainer assembly-LH-front door bottom trim	1	All Sed-Cab-CabPu
		C 203105	Retainer assembly-rear door bottom trim	2	All Sed
		BO 170472	Screw-trim retainer-header and pillars	AR	All
		BO 170609	Screw-trim retainer-header	AR	All
		BO 70079	Rivet-trim retainer-door bottom	AR	All
		BO 207491	Clip-door trimboard retaining	AR	All

Group & Illus. No.	Plate No.	Part No.	NAME	Per Car	Models
UU1-			BODY LACQUER		
			NOTE - Virgin lacquer is supplied in 1/4 pint, pint, quart and gallon containers, order by part number, color name and quantity.		
			Color option letter is stamped on the right front door upper hinge and can be seen when door is open.		
		C 88024	Ebony Black	Option K	AR All
		C 175128	Majestic Maroon	Option M	AR All
		C 208671	Jewel Blue-to car 11525	Option J	AR 1946 All
		C 175294	Jamestown Blue-after car 11525	Option J	AR 1946 All
		C 175294	Jamestown Blue-to car 55958	Option J	AR 1947 All
		C 175343	Jefferson Blue-after car 55958	Option J	AR 1947 All
		C 208674	Bar Harbor Blue	Option B	AR 1946 All
		C 208674	Bar Harbor Blue-to car 55955	Option B	AR 1947 All
		C 175342	Belvedere Blue-after car 55955	Option B	AR 1947 All
		C 208670	Spring Green-to car 14553	Option S	AR 1946 All
		C 175295	Saxon Green-after car 14553	Option S	AR 1946 All
		C 175315	Sherwood Green	Option S	AR 1947 All
		C 208673	Paragon Green-to car 14493	Option P	AR 1946 All
		C 175296	Peasant Green-after car 14493	Option P	AR 1946 All
		C 175316	Palace Green	Option P	AR 1947 All
		C 208672	Quaker Gray	Option Q	AR All
		C 208675	Gunmetal	Option G	AR All
		C 209550	Harvest Tan	Option H	AR All
		C 208678	Copper Red	Option CC	AR 1946 All
		C 175339	Royal Red	Option CC	AR 1947 All
		C 175277	Nepal Ivory	Option RR	AR All
		C 208673	Paragon green-upper	} Two-tone to car 14493 & 14553	Option SP AR 1946
		C 208670	Spring green-lower		
		C 175296	Peasant Green-upper	} Two-tone after car 14493 & 14553	Option SP AR 1946
		C 175295	Saxon Green-lower		
		C 175316	Palace Green-upper	} Two-tone	Option SP AR 1947
		C 175315	Sherwood Green-lower		
		C 208674	Bar Harbor Blue-upper	} Two-tone to car 11525	Option JB AR 1946
		C 208671	Jewel Blue-lower		
		C 208674	Bar Harbor Blue-upper	} Two-tone after car 11525	Option JB AR 1946
		C 175294	Jamestown Blue-lower		
		C 208674	Bar Harbor Blue-upper	} Two-tone to car 55598	Option JB AR 1947
		C 175294	Jamestown Blue-lower		
		C 175342	Belvedere Blue-upper	} Two-tone after car 55598	Option JB AR 1947
		C 175343	Jefferson Blue-lower		
		C 208675	Gunmetal-upper	} Two-tone	Option QG AR 1946-1947
		C 208672	Quaker Gray-lower		
		C 88024	Ebony Black-upper	} Two-tone	Option QK AR 1947
		C 208672	Quaker Gray-lower		
		C 208678	Copper Red-upper	} Two-tone	Option HCC AR 1946
		C 209550	Harvest Tan-lower		

## CAB PICKUP

1946-1947

XX

Group & Illus. No.	Plate No.	Part No.	NAME	Per Car	Models
XX4-			CAB PICKUP BOX		
		C 147701	Pickup box assembly	LHD	1 58 CabPu
		C 147699	Pickup box assembly	RHD	1 58 CabPu
		C 142788	Tail gate assembly-pickup box		1 CabPu
		BO 142790	Lock bracket-RH-gate half-tail gate		1 CabPu
		BO 142791	Lock bracket-LH-gate half-tail gate		1 CabPu
		BO 142792	Lock bracket-RH-body half-tail gate		1 CabPu
		BO 142793	Lock bracket-LH-body half-tail gate		1 CabPu
		BZ 70970	Rivet-tail gate lock bracket	1/4 x 5/8	8 CabPu
		BO 142797	Bracket-tail gate hinge	On body	2 CabPu
		BO 142796	Bushing-tail gate hinge bracket		2 CabPu
		BZ 71264	Bolt-tail gate hinge bracket	5/16-24 x 3/4	4 CabPu
		BO 12481	Nut-tail gate hinge bracket bolt	5/16-24	4 CabPu
		BZ 70675	Lockwasher-tail gate hinge bracket bolt	5/16	4 CabPu
		BO 70086	Clinch nut-tail gate hinge bracket bolt	5/16-24	2 CabPu
		BO 142794	Chain and cover assy-RH-tail gate		1 CabPu
		BO 142795	Chain and cover assy-LH-tail gate		1 CabPu
		C 147599	Skid strip-pickup box		8 58 CabPu
		C 147597	Floor board-center-pickup box		7 58 CabPu
		C 147594	Floor board-outer-RH-pickup box		1 58 CabPu
		C 147595	Floor board-outer-LH-pickup box		1 58 CabPu
		C 147738	Cover plate-RH-pickup box to running board		1 58 CabPu
		C 147739	Cover plate-LH-pickup box to running board		1 58 CabPu
		BO 71631	Bolt-pickup box to running board cover plate		16 CabPu
		BZ 70673	Lockwasher-pickup box to running board cover plate bolt		16 CabPu
		BZ 70874	Nut-pickup box to running board cover plate bolt		16 CabPu
		C 142804	Pocket-front pickup box stake	Welded	2 CabPu
		C 142806	Pocket assy-RH-rear-pickup box stake	to	1 CabPu
		C 142807	Pocket assy-LH-rear-pickup box stake	Side Panel	1 CabPu
		BO 121771	Silencer-pickup box to frame		1 CabPu
		BO 209761	Shim-pickup box to frame		4 CabPu
		BO 71616	Bolt-pickup box to floor	5/16-18 x 1-1/4	AR CabPu
		BZ 70675	Lockwasher-pickup box to floor bolt	5/16	AR CabPu
		BO 18483	Nut-pickup box to floor bolt	5/16-18	AR CabPu

INDEX OF ILLUSTRATION

	Plate No.	Page No.		Plate No.	Page No.
Auto Poise	4	13	Interlock parts-transmission	23	70
Axle-Rear	5	14	Lamps	34	110
Brake Assembly	6	17	Master Cylinder	9	22
Brake Control	8	20	Moldings-body outside	45	194
Brake Master Cylinder	9	22	Oil check valve	18	52
Brake Wheel Cylinder	7	19	Oil pump	18	52
Bonnet	32	96	Overdrive..	24	72
Bonnet Hinge	33	98	Panels-metal-front end	37	150
Bonnet lock	33	98	Panels-metal-coupe	38	156
Bumpers	15	42	Panels-metal-sedan	38	156
Carburetor		136	Pedals	11	26
Clutch	20	60	Radiator	32	96
Distributor		140	Radiator grille	32	96
Door-front-crank wing type	41	161	Shock Absorbers	13	34
Door-front-friction wing type	40	160	Spindle-front	2	10
Door-rear	42	162	Spring shackle arrangement	12	32
Door handles	39	158	Starting motor		143
Door wings	43	168	Steering gear	29	83
Drag link	41	87	Tail lamp	34	110
Engine-side view	16	46	Throttle control	31	91
Engine-cross section	17	48	Throttle lock diaphragm	21	62
Frame	14	38	Tie rods	3	12
Front suspension	1	10	Timing. gears	19	57
Front view	32	96	Top-convertible Brougham	44	174
Fuel pump-mechanical		137	Transmission	22	66
Fuel pump-electrical		139	Transmission interlock parts	23	70
Generator		142	Transmission control-Handy Shift	25	76
Handles-door	39	158	Transmission control-Hudson Drive Master	26	78
Handy shift	25	76	Universal joints	28	82
Headlamp	34	110	Vacumotive Drive	21	62
Hudson Drive Master	26	78	Water Pump	18	52
HDM transmission parts	27	77	Wheel cylinder	7	19
Hydraulic Hill Hold	10	23	Windshield Cleaner	36	125
Instrument Panel	35	120			

PLATE INDEX

Plate No.		Page No.	Plate No.		Page No.
1	Front Suspension	10	24	Overdrive	72
2	Spindle and Support	10	25	Handy Shift	76
3	Tie Rods and Center Arm	12	26	Hudson Drive Master	78
4	Auto Poise	13	27	HDM Transmission Parts	77
5	Rear' Axle	14	28	Universal Joint	82
6	Brake Assembly	17	29	Steering Gear	83
7	Brake Wheel Cylinder	19	30	Drag Link	87
8	Brake Control	20	31	Throttle Control	91
9	Brake Master Cylinder	22	32	Radiator and Bonnet	96
10	Hydraulic Hill Hold	23	33	Bonnet Lock-Bonnet Hinge	98
11	Pedals	26	34	Lamps	110
12	Rear. Spring Shackle Arrangement	32	35	Instrument Panel	120
13	Shock Absorbers	34	36	Windshield Cleaner	125
14	Frame	38	37	Body Front End	150
15	Bumpers	42	38	Body Metal Panels	156
16	Engines-side view	46	39	Door Handles	158
17	Engine-cross section	48	40	Front Door-friction wing type	160
18	Water Pump-Oil pump-Oil Check Valve	52	41	Front Door-crank wing type	161
19	Timing gears	57	42	Rear Door-Sedan	162
20	Clutch	60	43	Door Wings	168
21	Vacumotive Drive	62	44	Convertible Brougham Top	174
22	Transmission	66	45	Outside Moldings	194
23	Transmission Interlock Parts	70			

