



# Epi News

San Diego Epiphyllum Society, Inc.

May, 2016

Volume 41 Number 5

## ‘Bumpkin’

**Cross: ‘Clown’ X ‘Lady Ruffles’**

**Size: Extra Large**

**Hybridizer: George French**

**Photo by Barb Alvarez**





## President's Corner

*"Flowers always make people better, happier, and more helpful; they are sunshine, food and medicine for the soul." Luther Burbank*

May! What a busy, wonderful time for epi enthusiasts! We have so many events to enjoy this month. The blooms at the Safari Park are spectacular. The first event for May is the sale at Safari Park on April 30 - May 1. On April 16 the Safari Park work party team made lots of cuttings for the sale. Mildred Mikas and Sandra Chapin went back to the park on the 19<sup>th</sup> to finish processing the cuttings. Thank you both for all that you do for SDES. Any leftovers will be brought to the Mother's Day sale. Then on May 7 and 8 we have our Mother's Day show and sale, the highlight of our epi year. On the 8<sup>th</sup>, be sure to come to the potluck in Room 104 and visit with everyone. The SBES show and sale is on the 1<sup>st</sup>, the ESA show and sale is on the 15<sup>th</sup>, and then on the 28<sup>th</sup> is EpiCon XV at the South Coast Botanic Garden, hosted by the South Bay Epiphyllum society.

Our May general meeting is on the 11<sup>th</sup>, when we will have our post-Mother's Day mini-show. Bring your blooms to the meeting to share with everyone.

See you soon,




'Alchemy'  
Photo by Jerry Moreau

## Society Officers and Directors

President	Janice Wakefield <a href="mailto:jwakefield@cox.net">jwakefield@cox.net</a> (619) 464-1086
1st Vice President (Programs)	Patricia Frank <a href="mailto:pm.frank@cox.net">pm.frank@cox.net</a> (619)741-8417
2nd Vice President (Mother's Day Show)	Gina Contreras <a href="mailto:ginaecontreras57@gmail.com">ginaecontreras57@gmail.com</a>
Treasurer	Tim Paule <a href="mailto:timpaule@cox.net">timpaule@cox.net</a> (619)-443-0826
Recording Secretary	Dennis Hughes <a href="mailto:deninkorea@yahoo.com">deninkorea@yahoo.com</a>
Corresponding Secretary	Beth Jackson <a href="mailto:bethjackso@yahoo.com">bethjackso@yahoo.com</a> (858) 638-0956
Membership Secretary	Humberto Contreras <a href="mailto:humbertocon@gmail.com">humbertocon@gmail.com</a>
Director (2016-17)	Sandra Chapin <a href="mailto:sandraleewc@gmail.com">sandraleewc@gmail.com</a> (858) 451-1744
Director (2016-17)	Cindy Decker <a href="mailto:ddecke@juno.com">ddecke@juno.com</a> (619) 972-9664
Director (2016-17)	Jerry Moreau <a href="mailto:jerrysdca@cox.net">jerrysdca@cox.net</a> (619) 208-7654
Director (2015-16)	Van-Ahn Le <a href="mailto:enviomom@rocketmail.com">enviomom@rocketmail.com</a> (619)940-6429
Director (2015-16)	Mildred Mikas <a href="mailto:mvmikas@cox.net">mvmikas@cox.net</a> (760) 690-1124

## Coordinators & Committee Chairperson:

Sales Events	Cindy Decker
Librarian	Marie Dempewolf <a href="mailto:dempemom@aol.com">dempemom@aol.com</a> (619) 573-5060
Garden Caravan	Mildred Mikas
Installation Banquet	Mildred Mikas
Hospitality	Velma Crain <a href="mailto:arcr17@cox.net">arcr17@cox.net</a>
Pre-Meeting Workshops	Ron Crain <a href="mailto:hikerron@cox.net">hikerron@cox.net</a>
Safari Park	Jerry Moreau
EpiNews Co-Editor	Jerry Moreau
EpiNews Co-Editor	Linda Sinkovic <a href="mailto:linda@cruzware.com">linda@cruzware.com</a>
Historian	Open
Internet / Web	Open

# Meeting Programs

— Patricia Frank

**Pre-Meeting Workshop:** There was no pre-meeting workshop in April. Ron will be back in May to share his epi knowledge.

**April Meeting:** In April we prepared cuttings for our Mother’s Day Sale. Members brought in flowers for our enjoyment and there was a wonderful raffle table.

**May Program:** Bring us your flowers and join us for May’s general meeting! Derek Obayashi will be giving us a wonderful and entertaining program in May. We will celebrate the highlights of our show and sale and have our annual “Mini Flower Show.” This is your change to bring in the epies you have blooming after the show. You know, there is always one ‘Awesome Bloom’ that just doesn’t want to open in time for Mother’s Day. This is your opportunity to share it! Please come out for a fun evening, in Casa Del Prado Room 101 at 7:30 p.m.(7:00 p.m. pre-meeting workshop) on Wednesday, May 11th!!!



‘Bozo’  
George French hybrid  
‘Clown’ x ‘Lady Ruffles’  
photo by Jerry Moreau

## Calendar of Events 2016



<b>May</b>	
1	Epi Sale at Safari Park
1	SBES Show & Sale
7	Mother’s Day pre-sale
8	Mother’s Day Show and Sale
11	General Meeting
15	ESA Show & Sale
25	Board Meeting
28	Epi Con XV
<b>June</b>	
4	SFES Show & Sale
8	General Meeting
11	Safari Park Work Party
22	Board Meeting
25	Safari Park Work Party
<b>July</b>	
13	General Meeting
16	Safari Park Work Party
27	Board Meeting
30	Safari Park Work Party

## Inside This Issue

President’s Corner	2
Meeting Program	3
Calendar of Events	3
Safari Park Report	4
Clay Pots for Sale	4
Mother’s Day Show	5
Rules for Exhibitors at Balboa Park	6
Tricks of the Trade	7
Categories & Guidelines for Show	8
Epi Con XV	9
Epi Con XV Registration Form	10
Photo Contest Reminder	11
Cuyamaca Spring Sale	11
Recover Names On Old Tags	11
Now Is The Time	12
Your Help Is Needed	12
Keeping in Touch	12
Cover Photo Info	13
California Epi Shows	15
Cutting Party	16
CSSA 2017 Convention	17
Become a SDZSP Volunteer	18



# Safari Park Epi Display House

— Jerry Moreau

Epi Display house is looking good. Everybody has worked hard to make and keep the display house at its best. We prepared for the up coming sales Mother's Day and at the Safari park by making cuttings. We dead-headed spent flowers, raked up the paths, and kept the display looking good. Oh, and we slayed the dragons, too, I mean snails. The weather has been perfect for working with the epies. There were many visitors to the Epi Display House when we were there. Volunteers talked about Epis and the up coming show and sales.

Helping out these past work parties were Sandra Chapin, Humberto & Gina Contreras, Ron & Velma Crain, Cindy Decker, Marie, Dempewolf, Bob Holzinger, Dennis Hughes, Beth Jackson, Jerry & Betsy Markle, Mildred & Gerry Mikas, Jerry Moreau, Tim Paule, Paul Vandepbloeg, and Janice Wakefield. Your effort is greatly appreciated. Thank you!



The next work party will be May 14th.

There will be an epi sale at the Safari Park April 30th & May 1st.

The entrance to the Epi Display House at the Safari Park.  
Photo by Jerry Moreau

## Clay Pots for Sale

At the Safari Park, we are in the process of phasing out the very heavy old clay pots we have been using in the Display House for many years.

As you can see from the photo, these clay pots come in two styles. Many of them were sourced locally, from Tecate, Baja California Norte, Mexico. They look as though they may have been recovered from the ruins of Pompeii, and you may imagine they once graced the gardens of the villa of Pliny the Elder. They have been carefully cleaned with a stiff brush to remove the grime of millennia while at the same time, preserving their rich patina.

There are currently approximately 80 of these clay pots available for sale at \$10.00 each. All proceeds will benefit the continued maintenance of the SDES's epiphyllum collection at the Safari Park. If you are interested in them contact

Jerry at: [jerrysdca@cox.net](mailto:jerrysdca@cox.net) or

Ron at: [hikerron@cox.net](mailto:hikerron@cox.net)

Put CLAY POTS in the subject line.




# Mother's Day Show May 8, 2016

## 'California Dreaming'

### Plant Sale May 7-8, 2016

Our 2016 Mother's Day Show and Plant Sale will be upon us before we know it.

This year's theme is **'California Dreaming'**. Hope your plans are almost complete. There are many ways to be part of the show. Start "Dreaming" how you can create a display, themed or non-themed, large to small, a flower display, flowers to be judged individually, or an educational display. If that is not your thing then you can volunteer. Help is always needed in the pre show/sales planning, making cuttings, sales area, show set up, potluck lunch, and more. Gina Contreras, Mother's Day Show Chair is on hand to help and will bring us an amazing show this year. You can contact her at



ginaecontreras57@gmail.com or (760)294-4146 and Cindy at ddecke@juno.com (619) 972-9664 for the sale.

Many people venture to the Casa del Prado on Mother's Day explicitly to purchase epi cuttings and plants. But many others come to revel in the array of magnificent color with hundreds of epies from all members' collections making their way to room 101. The theme only adds to the fun. Figuring out a way to display the blooms in a thematic setting can really stretch your creativity and imagination.

When everyone contributes, however big or small, it makes things easier, runs more smoothly, and we all have more fun. If you have not helped before, don't worry, everyone is friendly and will help you out. Another reason to help is in spite of the work, we really do have a good time.

If you have cuttings or need help making cuttings please contact any board member, phone numbers and email addresses are on page 2.

Here is a schedule to give you an idea of what needs to be done and how you can help.

#### Friday, May 6

- 4:00- Deliver plants and cuttings to Room 104;
  - Sort / price plants
  - Ensure rooted cutting plants are labeled clearly with white sticks
  - Some people may need help with transporting plants and cuttings — contact a board member for assistance

#### Saturday, May 7 Early Bird Sale

##### Morning set-up

- If you can help with set-up (move everything from Room 104 to the Arcade) starting at 7:30 a.m., please do!
- We must assemble the table racks and put out bagged cuttings in alphabetical order.
- Bring spare epi flowers for the sale



- Sale will start at 9 a.m. if we get everything ready.

### Afternoon

At 4 p.m. we will close the Early Bird sale. We will need volunteers to help set up the canopies in the lower patio, move all the plants and cuttings under the canopy, and help set up Room 101 for the show!

### Sunday, May 8 Mother's Day Sale

#### Morning

- Set-up will begin about 8 a.m. (or as soon as the gates are unlocked).
- Sale starts at 9 a.m.
- We need cashiers and sales assistants.
- Sale closes at 4 p.m.
- We need people to disassemble canopies, table racks, Room 101, and load trucks for transport to storage.

#### Staffing needs

- Someone to mind the photo albums (2 people)
- Someone to mind the special table for miscellaneous epiphytic cuttings (2 people)
- At least 6 people for the registers on Sunday, perhaps fewer on Saturday. Each of the two registers on Sunday should have one person on the register and one person to count cuttings plus another for relief.

#### Final notes

- Do not store prepared cuttings in plastic bags; use open paper bags or roll up in newspaper (at least one open end). Secure with tape - rubber bands may cut into epi stems.
- If you have any small, flat, open cardboard boxes or trays to spare, please bring them with you to the April 13<sup>th</sup> meeting or to the sale. We can use them at the sale.



## Rules for Exhibitors at Balboa Park

- ✓ No helium-filled balloons are permitted in Balboa Park
- ✓ No spraying is allowed in Balboa Park
- ✓ No moss can be disposed of in Balboa Park trash cans

- ✓ If your exhibit sits directly on the floor, the floor must be covered
- ✓ No sand or similar material is allowed directly on the table covers. If you plan to use any such material, please bring your own heavy table cover and clean up any spills before the show opens and clean up thoroughly after the show closes.



'King Midas'  
Photo by Jerry Moreau



'Dracula' (CP)  
Photo by Jerry Moreau

## Tricks of the Trade

How do you transport your blooms so they retain their shape, don't stick to other flowers, and don't move around when they're riding in your car to the show?

### Keep your blooms from sticking together:

Use funnel-shaped coffee filters. They're cheap and the petals don't stick to the filter. Cut a hole in the bottom for the stem.

### Transport your blooms without disaster:

Many members use the black nursery trays—Put one with the large mesh upside down into another one (big or little mesh holes— it doesn't matter). This creates a “box” into which will fit at least a dozen blooms— if they have been protected in a funnel.

Others use boxes and punch holes for the stems

Transporting with water doesn't seem to be vital to the overall well-being of the bloom.

### Keeping your flowers looking fresh:

Unless you're dealing with “Monastery Garden”, most blooms will hold up pretty well during the show.

Most members use plain water in small tubes as vases.

Some members add a small amount of 7-Up to the water (1 Tbsp. per quart) The acidic citrus component acts as an anti-bacterial agent; the sugar helps to maintain freshness.

If the bloom is really large and/or floppy, keep it in its “funnel“ to help maintain its shape.

Some members carefully snap (not cut) the flower away from the branch and don't use any water to show the flower and the flowers hold up pretty well

### Marking your cuttings:

Use a “regular-point” Sharpie— depress the point onto a hard surface to make it blunt. (If you leave the point sharp, it could pierce the skin of the cutting and moisture from the “cut” would prevent your pen from writing at all!

Kathy Barto uses a white “paint pen” from Michaels. It doesn't damage the surface of the cutting at all, is quite permanent, and can also be used for labeling the pots themselves.

Use a latex or other plastic glove on the hand that is handling the cutting— that will prevent any spines from lodging in your hands or fingers.

### Starting Cuttings:

Some people have experimented with starting their cuttings in plain Perlite. They rarely experience rot (the water simply all drains off). They find it easy to check for roots – just dump the perlite out and, if the roots aren't sufficient to

support the plant, pour the perlite back. If the roots have a good start, transplant into your favorite potting mix. Just corner Bill Greene at one of the meetings and ply him with questions.

If you have any other handy tricks of note, please share them! Contact Jerry @ [jerrysdca@cox.net](mailto:jerrysdca@cox.net)



'Augustes' George French hybrid  
'Clown' x 'Lady Ruffles'  
Photo by Jerry Moreau



'Barnum 'N Bailey' George French hybrid  
'Clown' x 'Lady Ruffles'  
Photo by Jerry Moreau

# Categories and Guidelines for Show Entries

**Best Plant:** The William and Ruth Nelson Trophy: This trophy is named in honor of the first President and first “First Lady” of this Society. Eligible plants may be either hybrids or species plants of or between the following genera of the cactus family: Selenicereus, Hylocereus, Aporocactus, Heliocereus, Epiphyllum, Disocactus, Rhipsalis, Rhipsalidopsis, Schlumbergera or other closely-related genera. Plants eligible for this trophy must have been grown by the exhibitor for at least the last six months. There must be at least three plants on display for the trophy to be awarded. This trophy is a gift of Richard G. Latimer, Jr.

**Best Theme Display:**

Jacob W. and Miriam Troxell Trophy: This trophy is in memory of two of the founding members of this Society. It is given to the best single table exhibit (Division 1) and best two or more tables or floor exhibit (Division 2) that reflect this year’s show theme. This trophy is a gift of this Society.

Mildred and Gerry Mikas Trophy: It is given to the best half-table or mini display that reflects this year’s show theme. This trophy is a gift of Mildred & Gerry Mikas.

**Best Flower Display:** Gus and Marj Schlapfer Trophy: This trophy is given to the display that has the best flower display. This display does not directly reflect this year’s show theme. First place in this category is not eligible for first place in the theme display awards. This trophy is a gift of Jerry Moreau.

**Best Newly-Registered Hybrid:** Buddy Hurst Trophy: This trophy is a memorial to a long-time Epiphyllum commercial grower of the Los Angeles area. This trophy is given to the best newly-registered hybrid flower in the show. To be eligible, the flower must have been registered within the last five years and been grown by the exhibitor. However, it need not have been registered by the exhibitor. This trophy is a gift of Ernest W. Angus.

**Best Small Flower:** Don & Judy Francis Trophy: Blooms that are registered extra-small, small, and small-medium flowers are eligible for this table. There is no limit to the number of flowers an individual may place on this table. However, small blooms of flowers that are registered as medium or large are not eligible for this award. This trophy is a gift of Don and Judy Francis.



‘Beautie Wegener’  
Photo by Jerry Moreau

**Best Educational Display:** Richard G. Latimer, Jr. Trophy: A perpetual trophy awarded for the best Educational Display. There must be at least two displays for the trophy to be awarded. If a display has won this award in a previous SDES show, it is ineligible to win again.

**Best Flower on the Society Table:** Eva Clover Trophy: This trophy is a memorial to this founding member and is awarded to the best flower on the Society’s display table which is devoted to members who do not have a table or floor entry and have only a few flowers to display. Eligible flowers must be labeled with the exhibitor’s name. This trophy is a gift of this Society.

**Best Flower Arrangement:** Walter and Penny Bunker Trophy: This trophy is named in honor of these founding members and is given to the best flower arrangement that must include flowers from plants eligible for the Nelson Trophy and other plant material and flower arranging props. This trophy is a gift of this Society.

Continued next page



**President's Choice: The George French Award:** This trophy is named in honor of this founding member and is given by the current SDES president for his or her favorite Epiphyllum flower, thus the "President's Choice". Eligibility for this trophy is an open field—nursery, hybridizer, private grower, named or unnamed, seedling, or old favorite. This trophy is a gift of Chuck Everson and Jerry Williams of Rainbow Gardens Nursery.

**Best George French Hybrid: The French Collection Trophy:** This trophy is in honor of this founding member and is awarded to the best George French hybrid on display. This trophy is a gift of Jill Rowney and Phil Peck.

**Best Novice Display: The LeBlanc Novice Trophy:** This trophy is in honor of Yogi and Carol LeBlanc. This trophy goes to a first time exhibitor. can be a display of any size and not a flower arrangement. This trophy is a gift of Michal McKee and Jerry & Betsy Markle.

**Favorite Flower: The People's Choice Trophy:** This trophy is awarded to the best flower on the People's Choice Table and is determined by our visitors. This trophy is a gift of George and Jerry Plaisted.

**Second and Third Place Ribbons** will be awarded in all of the above categories except the President's Choice Trophy.

**Blue Ribbons** will be awarded to the bloom on each exhibitor's table which is considered by the judges to be that exhibitor's best. Flowers chosen for blue ribbons are selected separately from trophy judging. All blooms except those on the Society's display table and those on the People's Choice Table will be considered.



## Epi Con XV

**Hosted by South Bay Epiphyllum Society at the  
South Coast Botanic Garden on Saturday  
May 28th, 2016 9am-4pm**

Every two years one of the three Epiphyllum Societies of Southern California hosts Epi Con. This is an event where epicactus enthusiasts from all over the world gather to compare notes on all things epi-related. This all started back in the fall of 1987 where representatives of the ESA, SDES,



'EpiCon IX'

and SBES met at the San Diego Botanical Gardens and decided that there should be a meeting open to the general memberships of the combined Societies. Epi Cons have continued ever since. There will be a generous silent auction of new and rare epiphytic cacti including some of the newest epi hybrids. This is an event that should not be missed. The cost of Epi Con is \$50.00/per person before May 15th, which includes entrance into the botanic gardens, continental breakfast, and lunch. The Epi Con registration form is on the next page, available via email, and at the meeting.



'EpiCon VII'

SDES is hiring a bus to transport members to Epi Con in Palos Verdes. The bus seats 24 passengers and will have two pickups/drop-offs locations. Balboa Park at 6:15am and Escondido at 7:00am. The cost of the bus is \$20.00/per person. Fees are due

by the April meeting to ensure there is enough interest to fill and cover the cost of the bus.

Call - Mildred or Gerry Mikas at 760-690-1124 or e-mail [mvmikas@cox.net](mailto:mvmikas@cox.net) if you are interested in attending or have questions or for more info.



'EpiCon X'

# Epi Con XV Registration Form

THE SOUTH BAY EPIPHYLLUM SOCIETY

INVITES YOU TO ATTEND

EPICON XV

SATURDAY, MAY 28, 2016

AT THE SOUTH COAST BOTANIC GARDEN  
26300 CRENSHAW BLVD.  
PALOS VERDES PENINSULA, CA. 90274

The day will include a group of interesting speakers, reports from the various epi societies plus a Continental Breakfast and a delicious lunch. There will be a generous Silent Auction of new and rare epiphytic cacti including some of the newest epi hybrids. Fee includes entrance to the Botanic Garden. Doors will open at 9:00am.

Cost: \$50.00/person

Registrations after May 15, 2016 - \$60.00

Name(s) \_\_\_\_\_

Address \_\_\_\_\_

City \_\_\_\_\_ State & ZIP Code \_\_\_\_\_

Email address \_\_\_\_\_

Amount Enclosed \_\_\_\_\_

Please choose:

\_\_\_\_\_ Chicken Dinner

\_\_\_\_\_ Vegetarian Dinner

Make out checks to the South Bay Epiphyllum Society and send to:

South Bay Epiphyllum Society

1801 W. 27<sup>th</sup> St.

San Pedro, California 90732-4601



## Reminder: Annual Epi Photography Show/Contest at the November Meeting.

So start taking pictures of your epis now so you will have lots of pictures to choose from to enter into the contest.

## Spring Garden Festival at Cuyamaca College

SDES member were at the Spring Garden Festival at Cuyamaca College. For 23 years, this family-friendly community has celebrated spring and a greener future. Featuring fun program, exhibitors and demonstrations, this festival attracts more than 3,000 visitors every year.

Helping to educate interested gardeners — and sell cuttings and plants to them — were Barb Alvarez, Victoria Chapman, Ron & Velma Crain, Cindy Decker, Gail Eisel, Dennis Hughes, Betsy & Jerry Markle, Gabriela, Jeff Sers.



Betsy Markle, Velma Crain, & Cindy Decker at the Cuyamaca Spring Sale. Photo by Ron Crain

## Use of Black Light to Recover Names on Plant Sticks

—By Janice Wakefield



Above photo taken in room light

We've all faced the frustration at one time or another when the epi name on our plant stick that was written with a black Sharpie has faded to the point that it's no longer readable. In some cases though, it's possible to be able to read the missing name using black light. You'll need a black light powerful enough to do the job. There are several to choose from on line and they are not too expensive. The one that I bought on Amazon cost \$14.99. The picture on the left was taken in room light. As you can see, the names are not

readable, especially the stick on the bottom. The picture on the right was taken with the black light flashlight. It's not too easy to see in the photo, but I was able to decipher each of them. From top to bottom they are cryptocereus, 'Bob Grimshaw' and 'Wrayi'. No writing was visible on the 'Wrayi' stick at all in normal light.



Above photo taken in with black light



## Now is the Time

- ✓ **Cross-pollinate** as soon as blooms open.
- ✓ **Remove spent and wilted blooms** by cutting about 1/2 inch from the base of the flower, using a sharp knife or pruning shears. Use this method when cutting flowers for display.
- ✓ **Continue good grooming** of mature plants by pruning branches that are no longer productive, i.e., branches on which many areolas are callused and scarred from previous blooms. These branches can be used to start new plants.
- ✓ **Protect foliage from hot summer sun.** Keep plants in filtered sunlight.
- ✓ **Water regularly.** Keep moist, but not soaking wet. As the weather gets warmer and drier, you may



need to water or mist more often.

- ✓ **Repot last year's cuttings** that have outgrown their containers.
- ✓ **Compare blooms with descriptions** in ESA Registry. Only those matching the description exactly are correctly named. Do not share cuttings from plants that are incorrectly named. Change their name tags to read "UNK" for unknown.
- ✓ **Keep an eye out for those ever-present pests.**
- ✓ **Continue planning your display for the Mother's Day Show.** You can enter a full, half, or mini table display or flower arrangement based on the theme, "California Dreaming".



### SDES can use your help!

There are two coordinator positions that are needed to be filled:

#### Historian

- a. The President shall appoint the Historian, to be confirmed by the Executive Board. The Historian will serve a term of one year, to run concurrently with the office of the Presidency.
- b. The Historian shall ensure that historical events and annual shows are recorded in the SDES scrapbooks and photo albums, which are retained in the Library.
- c. The Historian shall accept and review any photographs, articles or epi memorabilia submitted by members for inclusion in the scrapbooks.

#### Internet Coordinator

- a. The President shall appoint the Internet Coordinator, to be confirmed by the Executive Board. The Internet Coordinator will serve a term of one year, to run concurrently with the office of the Presidency.
- b. The Internet Coordinator shall oversee and manage the SDES presence on the World Wide Web and will be responsible for the design, content, and all changes necessary to make information available on the Internet, consistent with SDES objectives, outlined in Article II of the SDES by-laws.
- c. All activities of the Internet Coordinator are subject to review by, and approval of, the Executive Board.

If you are interested contact President Janice Wakefield [jwakefield@cox.net](mailto:jwakefield@cox.net) (619) 464-1086

## Keeping In Touch

—Beth Jackson



If you know of an older member who can no longer attend meetings and/or events, we can send them a cheery card to let them know we miss them. If there is a member who is having a milestone birthday we can send them happy birthday wishes. If there is a member who is ill or a member who has passed away, we can send a get well or sympathy card.

Notify Your Corresponding Secretary

Beth Jackson at [bethjackso@yahoo.com](mailto:bethjackso@yahoo.com) or call 858-638-0956.

## Cover Photo 'Bumpkin'

'Bumpkin' is a George French registered in 1998. This is one of many from the cross of 'Clown' x 'Lady Ruffles'

This cross is one of the more popular crosses George French made. Many of the hybrids were named after clowns. Although 'Clown' is a strong parent the yellow from 'Jennifer Ann' (a parent to 'Lady Ruffles') does come through in many of the seedlings. When visiting George you could always see 'Millennium' sitting on a table and in the spring filled with blooms.

Below is a list of the 'Clown' x 'Lady Ruffles' seedlings registered to date, 45 in total.



'Bumpkin'  
photo by Roger Chapin

'Clown' - FLECH 1982 White, raspberry veining and midstripe. Outer red.

Overlapping cup and saucer form. {L} Reg. #09934

'Lady Ruffles' - FRE 1986 Cyclamen purple with post office red mid-stripe. Outer petals cardinal red. Stamens fall, style pink. Double, wide form. Flat basket growth. {L} 'Miss Escondido' x 'Jennifer Ann'. Reg. #10311

'Alcide' 2000 Red XL



'Alcide' named for George French's older brother who was influential in his life.

photo by Jerry Moreau

'August Moon' 1998 White L

'Augustes' 1995 Red/Fuchsia L

'Banbury Boy' 2001 White/Yellow L

'Bozo' 1997 Fuchsia/Orange/Red L

'Bumpkin' 1998 Red/Purple XL

'Buzzy' 2000 Pink/Magenta/Yellow M-L

'Chuck 'N Jerry' 1998 Violet/scarlet/Fuchsia XL



'Chuck 'N Jerry' named for friends of George French, the owners of Rainbow Gardens Nursery.

photo by Mike Davis

'Chuckles' 1994 (EW) Purple/Lavender/White

'Coco' 1997 Magenta Rose/Cardinal Red XL

'Daniel' 2004 Yellow L

'Dijonnaise' 1994 Yellow L

'El Nino' 1998 White/Purple/Red M-L

'Emanuel' 1998 Red/Orange XL

'Emmett Kelly' 1994 Red/Fuchsia XL

'Erika Fey' 1999 Purple/Red L

'Felix Adler' 1994 Orange/Magenta L

'Golden Splendor' 1995 Yellow XL

'Holger' 2001 White/Yellow XL

'Jester' 1995 Purple L


'Kazoo' 1998 Yellow L

'Kirsten Pelleymounter' 1999 Yellow L

'Lunar Lights' 1997 Yellow M-L

'Luteo' 1994 Yellow/White L

'Millennium' 1999 Red M



'Millennium'  
photo by Jerry Moreau

- 'Mombasa' 2004 Pink/Purple L
- 'Moriah' 1997 Red/Fuchsia L
- 'Morning Rose' 1995 Rose L
- 'Myrah' 1995 Yellow/White XL
- 'Pastor Vern' 2002 (VH) Red/Fuchsia XL
- 'Paul Jerome' 1999 Red/Magenta L
- 'Paul K' 2009 Purple/red L
- 'Pierrette' 1995 Silver/Purple L
- 'Princess Kelly S 1991 (D&JF) Yellow L



'Mombasa'  
Named for an area at the Safari Park  
photo by Jerry Moreau



'Princess Kelly S'  
Registered by Dorothy & Jerry Friedman and  
named for their granddaughter  
photo by Jerry Moreau

- 'Red Lion' 2000 Magenta/Red XL
- 'Red Skelton' 1994 Red/Fuchsia XL
- 'Reminisce' 2000 Purple/Magenta L
- 'Rippo' 1997 Red/Purple L
- 'Tabarin' 1998 yellow XL
- 'To And Fro' 2000 Purple/Pink L
- 'Trapeze' 1997 Red/Purple XL
- 'Veneta' 1997 Yellow L
- 'Vern Hettinger' 1999 Purple/Red XL
- 'Vivid One' 1998 Magenta/Purple XL
- 'White Topaz' 1999 White/Yellow XL




'Morning Rose'  
photo by Jerry Moreau



'Vivid One'  
Photo by Roger Chapin



The South Bay Epiphyllum Society  
 Presents it's: 30<sup>th</sup> Annual Flower Show and Sale  
 Sunday May 1st, 2016  
 This Year's Theme ... "Epi Epidemic"



Show Time Starts  
 10 AM to 4 PM  
 Cutting & Plant Sales  
 Start at 9 AM  
 Cash or Check Only


Entry to the Show & Sale is included with paid Admission  
 General Admission Adults: \$9 ... Seniors (62+): \$6  
 Students w/ID: \$6 ... Children (5-12): \$4 ... (under 4): Free  
 Admission Accepts Cash & Credit Cards  
 South Coast Botanic Garden Foundation  
 26300 Crenshaw Boulevard Palos Verdes Peninsula, CA. 90274  
 Info: (310) 833-6823 ... e-mail: kohlpedro@gmail.com

# California Epiphyllum Societies Flower Shows

**The Epiphyllum Society of America**  
 Proudly Presents it's  
**57<sup>th</sup> Annual Flower Show and Sale**  
**Sunday, May 15, 2016**  
 Sale: 9:00 am to 4:00 pm  
 Show: 10:00 am to 4:00 pm  
 With out flowers, photographs, arrangements, plants and displays  
 Presale (No Show): Saturday, May 14, 9:00 am to 4:00 pm  
**Ayres Hall, Arboretum of Los Angeles County**  
**301 N. Baldwin Avenue, Arcadia, Calif.**  
 Info: (909) 438-8242 – www.epiphyllums.org



**San Francisco Epiphyllum Show**  
*Annual Flower Show*



'Ackermannii'

June 4<sup>th</sup>, 2016 10:00 am – 3:00 pm  
**Free Admission**  
 Recreation Room - Golden Gate Park  
 9<sup>th</sup> Avenue and Lincoln Way  
 San Francisco, CA



'Dijonnaise'  
 George French hybrid  
 'Clown' x 'Lady Ruffles'  
 photo by Jerry Moreau

# Prepared for Mother's Day Sale

On a lovely Sunday, April 24th, at Cindy Decker's home many SDES members, 22, gathered to process cuttings for the upcoming Mother's Day sale. We were able to get everything done, have fun, and talk about epis. We have a good amount of cuttings ready for the sale. It was a big job getting the cuttings labeled correctly and organized. It is going to be a great sale. After, we all sat down and enjoyed some pizza, beer, and camaraderie.



Barb Alvarez



Bill Greene



Janice Wakefield



Gina, Ron, Sandra, & Humberto



Betsy & Gerry Markle and Cindy Decker



# Cactus & Succulent Society of America Coming next year!

**Save  
The  
Date**



*Reserve July 26-31 2017*

## CSSA 2017 Biennial Convention

Hosted by  
Central Arizona C&S Society

**Field Trips**

1. Desert Botanical Garden
2. Boyce Thompson Arboretum, Wallace Garden
3. Private Gardens
4. Hike in the Four Peaks region lead by Doug Dawson

**World Renown Speakers**  
Plant Sale and Auction  
and more to come...

**Convention Hotel**



Tempe Mission Palms. It is in downtown Tempe, home to Arizona State University, with many shops, restaurants and entertainment venues. It is a 4-minute walk to a light rail station and 3.5 miles to the airport.

SDES is an affiliate member of the Cactus and Succulent Society of America. The CSSA founded in 1929, is a worldwide community of avid gardeners, hobby and commercial horticulturists, nurserymen, and professional scientists who all share an appreciation for cacti and other types of succulent plants.

SCCS website— <http://cssainc.org/>



‘Chuck ‘N Jerry’  
George French hybrid  
‘Clown’ x ‘Lady Ruffles’  
photo by Roger Chapin



‘Trapeze’  
George French hybrid  
‘Clown’ x ‘Lady Ruffles’  
photo by Roger Chapin



**Details of How To Become A Volunteer at the Safari Park**  
can be found on our website. Click on [SanDiegoEpi.com](http://SanDiegoEpi.com)

**San Diego Epiphyllum Society, Inc (SDES)**

P.O. Box 126127

San Diego, CA 92112-6127

*Epi News* is published monthly by

San Diego Epiphyllum Society, Inc.

**COPYRIGHT** of by-line articles belong to the authors.  
Other contents, © SDES, Jan 2016. All rights reserved.

Editor— **Jerry Moreau & Linda Sinkovic:**

(619) 208-7654

[jerrysdca@cox.net](mailto:jerrysdca@cox.net) or [linda@cruzware.com](mailto:linda@cruzware.com)

SDES Web Site: [www.SanDiegoEpi.com](http://www.SanDiegoEpi.com)

Membership queries: [sdes\\_roster@hotmail.com](mailto:sdes_roster@hotmail.com)

**NEXT GENERAL MEETING**

**May 11, 2016**

Meetings are held on the second Wednesday of each month

7:30 p.m. in Room 101, pre-meeting workshop 7:00 p.m.

Casa del Prado, Balboa Park

**Next Board meeting:**

**May 25, 2016**

7:00 p.m. in Room 104,

Casa del Prado, Balboa Park.

*Membership:*

**New memberships** as well **Renewals** can be processed at our secure web site:

[Click here](#)



*Those who wish to receive Epi News via e-mail:*

Single Membership \$15.00 per year

Dual Membership \$20.00 per year

International Membership \$15.00 per year

*Those who wish to receive a printed copy of Epi News:*

Single Membership \$20.00 per year

Dual Membership \$25.00 per year

International Membership \$30.00 per year

***Have You Moved?***

If you have moved or recently changed your physical OR *e-mail address*, please let us know your new address so that you can continue to receive your newsletter without interruption.

Send it to SDES Membership – at:

PO Box 126127, San Diego, CA 92112-6127

OR [sdes\\_roster@hotmail.com](mailto:sdes_roster@hotmail.com)

**Need to contact your Society?  
Keep up with events & happenings?  
Get involved?**



**SDES has a website —** [www.SanDiegoEpi.com](http://www.SanDiegoEpi.com)

There you will find lots of information about what's going on.

**Facebook —** [San Diego Epiphyllum Society](https://www.facebook.com/SanDiegoEpiphyllumSociety) on Facebook.

Here you can keep up-to date with the society and members.



**Call or Email** the Officers, Directors, or Coordinators.

**Stay up-to date**

**Stay involved**

**It is your Society!**