



2013 Results

Archery - Target

Female Adult (18-54) Freestyle

7/28/2013

1. MISTY YOUNG (COLORADO SPRINGS, CO) 874
2. KAYLEE GEIST (COLORADO SPRINGS, CO) 873
3. ANNE GEIST (COLORADO SPRINGS, CO) 871
4. CHRISTINA STEVENS (FOUNTIAN, CO) 829
5. JEANNE SWAEBY (LAFAYETTE, CO) 792
6. BROOKE WARDRIP (AURORA, CO) 731

Female Adult (18-54) Freestyle Bowhunter

7/28/2013

1. BRENDA FLORES (JOHNSTOWN, CO) 797

Female Adult (18-54) Freestyle Limited

7/28/2013

1. REGINA MONTOYA (AURORA, CO) 692
2. CANDI BOYER (DENVER, CO) 662
3. REBECCA BOWEN (LAFAYETTE, CO) 648
4. SHELLY PINGEL (EVANS, CO) 577

Female Adult (18-54) Traditional

7/28/2013

1. GRETA KNIEVEL (LONGMONT, CO) 515
2. ALETHIA FENNEY (LONGMONT, CO) 475
3. ARIEL STEELE (LONGMONT, CO) 286
4. EMILY NAVA (LONGMONT, CO) 201

Female Cub Freestyle

7/28/2013

1. KEEGAN LEWIS (HIGHLANDS RANCH, CO) 852

Female Cub Freestyle Bowhunter

7/28/2013

1. ALINA HARPER (HIGHLANDS RANCH, CO) 672
2. JESSICA SIMS (PEYTON, CO) 653

Female Cub Freestyle Limited Recurve

7/28/2013

1. ZACHARY KESSLER (CENTENNIAL, CO) 238

Female Cub Freestyle Limited Recurve

7/28/2013

1. TATYANA LABLUE (COLORADO SPRINGS, CO) 806
2. ERIN FLORES (JOHNSTOWN, CO) 618
3. MADELYN GOLDBERG (HIGHLANDS RANCH, CO) 541
4. BETHANY HINMAN (COLORADO SPRINGS, CO) 469

Female Senior (55-64) Freestyle Bowhunter

7/28/2013

1. TAMMY BREDY (CEDAR CREST, NM) 846

Female Young Adult (15-17) Freestyle

7/28/2013

1. JOLIE BATY (ENGLEWOOD, CO) 853
2. SARAH BOYD (COLORADO SPRINGS, CO) 811
3. JENNIFER HEIMERMANN (COLORADO SPRINGS, CO) 796
4. CLAIRE LANDWENR (COLORADO SPRINGS, CO) 730
5. SAMANTHA TAYLOR (HIGHLANDS RANCH, CO) 727
6. KATRINA GEHRING (LITTLETON, CO) 686

Female Youth Freestyle

7/28/2013

1. KRISTIN MATTES (GREELEY, CO) 762

Female Youth Freestyle Limited Recurve

7/28/2013

1. DEIRDRE THORNTON (HIGHLANDS RANCH, CO) 752
2. GRACE SIMONSEN (LYONS, CO) 607

Male Adult (18-54) Freestyle

7/28/2013

1. KURT GEIST (COLORADO SPRINGS, CO) 888
2. CHRISTOPHER BRUNTSCH (AURORA, CO) 880
3. MIKE STEVENS (FOUNTAIN, CO) 878
4. JASON WARDRIP (AURORA, CO) 876
5. CORY BERENS (COLORADO SPRINGS, CO) 873
6. BRANDON MAZANEC (COLBY, KS) 872
7. STEVE SWAEBY (LAFAYETTE, CO) 860
7. EDDIE TSENG (PUEBLO WEST, CO) 860
8. JAMES KIM (COLORADO SPRINGS, CO) 851
9. JOEY MILLS (COLORADO SPRINGS, CO) 845

- | | |
|------------------------------------|-----|
| 10. JOSH FLORES (JOHNSTOWN, CO) | 844 |
| 11. ERIC OBERG (BERTHOUD , CO) | 841 |
| 12. DARRYL WOODS (FOUNTAIN, CO) | 820 |
| 13. DANIEL ALZAMORA (LAKEWOOD, CO) | 806 |

Male Adult (18-54) Freestyle Bowhunter

7/28/2013

- | | |
|---|-----|
| 1. TONY HOBBS (COLORADO SPRINGS, CO) | 872 |
| 2. MARK BERENS (COLORADO SPRINGS, CO) | 867 |
| 3. FRANK VEGA (COLORADO SPRINGS , CO) | 851 |
| 4. ROBERT DOVER (COLORADO SPRINGS, CO) | 845 |
| 5. BILLY MAXWELL (COLORADO SPRINGS, CO) | 841 |
| 6. JAMES FARLEY (PEYTON, CO) | 827 |
| 7. ANTHONY ARMSTRONG (COLORADO SPRINGS, CO) | 801 |
| 8. JUSTIN BROWN (COLORADO SPRINGS, CO) | 786 |

Male Adult (18-54) Freestyle Limited

7/28/2013

- | | |
|---|-----|
| 1. DAVID BRADLEY (COLORADO SPRINGS, CO) | 834 |
|---|-----|

Male Adult (18-54) Freestyle Limited Recurve

7/28/2013

- | | |
|---|-----|
| 1. THOMAS ADJUTANT (LONGMONT, CO) | 822 |
| 2. JAMEY WILLIS (COLORADO SPRINGS , CO) | 820 |
| 3. GREG TWOMBLY (CONIFER, CO) | 819 |
| 4. CLEVELAND YOUNG (COLORADO SPRINGS, CO) | 770 |
| 5. JOHN WALGAST (FORT COLLINS, CO) | 718 |
| 6. TIM WALLACE (COLORADO SPRINGS, CO) | 624 |
| 7. JULIUS KOVATS (MANITOU SPRINGS, CO) | 516 |
| 8. KURT BUNCH (COLORADO SPRINGS, CO) | 0 |

Male Adult (18-54) Traditional

7/28/2013

- | |
|-------------------------------------|
| 1. DENNIS BRADY (CANON CITY, CO) |
| 2. PATRICK SHIELDS (CANON CITY, CO) |

Male Cub Barebow

7/28/2013

- | | |
|---------------------------------|-----|
| 1. JOSIAH ANDERSON (BAILEY, CO) | 798 |
|---------------------------------|-----|

Male Cub Freestyle

7/28/2013

- | | |
|--|-----|
| 1. SETH FLORES (JOHNSTOWN, CO) | 871 |
| 2. KYLE KERLEY (COLORADO SPRINGS, CO) | 847 |
| 3. ADAM VOTAVA (COLORADO SPRINGS, CO) | 815 |
| 4. DAWSON YURTH (COLORADO SPRINGS, CO) | 760 |

Male Master Senior (65+) Freestyle

7/28/2013

1. JACK HEAD (PAGOSA SPRINGS, CO) 849
2. JOHNNY WALKER (WESTCLIFFE, CO) 845
3. ROBERT WALTERS (PUEBLO, CO) 844
4. JOHN PIOTROWSKI (COLORADO SPRINGS, CO) 677

Male Master Senior (65+) Freestyle Limited

7/28/2013

1. BOB BAIR (DENVER, CO) 688

Male Senior (55-64) Freestyle

7/28/2013

1. DENNIS KENASTON (PEYTON, CO) 865
2. RON MITCHELL (COLORADO SPRINGS, CO) 846
3. CLAUDE LOCKHART (COLORADO SPRINGS, CO) 844
4. MIKE BAKULA (JOHNSTOWN, CO) 835
5. DON HOUSMAN (FOUNTAIN, CO) 826
6. CRAIG KIMBALL (COLORADO SPRINGS, CO) 822
7. SCOTT RODGERS (COLORADO SPRINGS, CO) 802

Male Young Adult (15-17) Freestyle

7/28/2013

1. ALESSANDRO DELISIO (COLORADO SPRINGS, CO) 798
2. ALEX BATTLESAN (GREELEY, CO) 728

Male Young Adult (15-17) Freestyle Limited Recurve

7/28/2013

1. MICAH FLORES (JOHNSTOWN, CO) 704
2. RYAN TSENG (PUEBLO WEST, CO) 603

Male Youth Freestyle

7/28/2013

1. MAX DEMARCO (HIGHLANDS RANCH, CO) 856
2. EVAN FLORES (JOHNSTOWN, CO) 836
3. LUKE NORTH (PHOENIX, AZ) 787

Male Youth Freestyle Bowhunter

7/28/2013

1. CASEY KARL (EVERGREEN, CO) 803
2. DANIEL ALZAMORA (LAKEWOOD, CO) 789
3. CLAY SIMS (PEYTON, CO) 685

Male Youth Freestyle Limited Recurve

7/28/2013

1. LEVI BISHOP (COLORADO SPRINGS, CO) 782
2. BRYAN STEVENSON (LITTLETON, CO) 378
3. WES POOLE (LITTLETON, CO) 284

| [All Sports](#) |



2013 Results

Arm Wrestling - Open & Novice

Female Right Overall

7/29/2013

1. MARGIE CIACCIO (, CO)

Female Challenge Right

7/29/2013

1. MARGIE CIACCIO (, CO)
2. PAULA GLICK (, CO)
3. MONIQUE RUGILE (, CO)
4. AUTUMN BRINKLOW (, CO)

Female Open (18+) Right

7/29/2013

1. PAULA GLICK (, CO)
2. MONIQUE RUGILE (, CO)
3. AUTUMN BRINKLOW (, CO)

Male Left Overall

7/29/2013

1. TRAVIS BERGGREN (, CO)

Male Right Overall

7/29/2013

1. TRAVIS BERGGREN (, CO)

Male Masters (40+) Left 155-176

7/29/2013

1. JAMES PISANI (, CO)
2. ANDY SLIFKA (, CO)
3. BOB KELLER (, CO)

Male Masters (40+) Right 155-176

7/29/2013

1. BOB KELLER (, CO)
2. JAMES PISANI (, CO)

Male Masters (40+) Right 177-198

7/29/2013

1. JOHN SHIPES (, CO)

Male Masters (40+) Right 177-198

7/29/2013

1. ED FITZGERALD (, CO)
2. JOHN SHIPES (, CO)

Male Masters (40+) Right 177-198

7/29/2013

2. BOB KELLER (, CO)

Male Masters (40+) Right 177-198

7/29/2013

3. CHAD Mannon (, CO)

Male Novice (18+) Left 199-242

7/29/2013

1. JAMES PISANI (, CO)
2. TRAVIS GETMAN (, CO)
3. ERIC WICKE (COLORADO SPRINGS, CO)

Male Novice (18+) Left 243+

7/29/2013

1. ADAM FULFORD (, CO)
2. TRAVIS GETMAN (, CO)
3. ERIC WICKE (COLORADO SPRINGS, CO)

Male Novice (18+) Right 0-154

7/29/2013

1. WYATT PULSCHER (, CO)
2. MATT FITZGERALD (, CO)
3. ANDY SLIFKA (, CO)

Male Novice (18+) Right 199-242

7/29/2013

1. LELAND DRIGGS (, CO)
2. ADAM FULFORD (, CO)
3. GARLIN BRINKLOW (, CO)
4. TRAVIS GETMAN (, CO)
5. CHASE SCHWARTZ (COLORADO SPRINGS, CO)

Male Novice (18+) Right 243+

7/29/2013

1. LELAND DRIGGS (, CO)

2. PAUL MARTINEZ (, CO)

Male Open (18+) Left 133-143

7/29/2013

1. ISSAC LUNA (, CO)
2. WYATT PULSCHER (, CO)
3. ANDY SLIFKA (, CO)

Male Open (18+) Left 144-154

7/29/2013

1. BRYCE GLICK (, CO)
2. BRENT NORRIS (, CO)
3. ISSAC LUNA (, CO)
4. ANDY SLIFKA (, CO)

Male Open (18+) Left 155-165

7/29/2013

1. LENNY LOCKERT (, CO)
2. BRYCE GLICK (, CO)
3. BEN BLEDSOE (, CO)
4. JIM COWAN (, CO)

Male Open (18+) Left 166-176

7/29/2013

1. [ISSAC](#) LUNA (, CO)
2. BOB KELLER (, CO)

Male Open (18+) Left 177-198

7/29/2013

1. BOB KELLER (, CO)
2. JOHN SHIPES (, CO)

Male Open (18+) Left 199-220

7/29/2013

1. JUSTIN TANNER (, CO)
2. ANDREW PAVLIK (, CO)

Male Open (18+) Left 221-242

7/29/2013

1. DAVID JANNSON (, CO)

Male Open (18+) Left 221-242

7/29/2013

1. ANDREW PAVLIK (, CO)

Male Open (18+) Left 221-242

7/29/2013

2. ANDREW PAVLIK (, CO)

Male Open (18+) Left 221-242

7/29/2013

2. JIM COWAN (, CO)
3. LUKE PULSCHER (, CO)

Male Open (18+) Left 221-242

7/29/2013

3. TRAVIS GETMAN (, CO)

Male Open (18+) Left 221-242

7/29/2013

4. TRAVIS GETMAN (, CO)

Male Open (18+) Left 243+

7/29/2013

1. TRAVIS BERGGREN (, CO)
2. PAUL MARTINEZ (, CO)

Male Open (18+) Right 133-143

7/29/2013

1. ISSAC LUNA (, CO)
2. WYATT PULSCHER (, CO)

Male Open (18+) Right 144-154

7/29/2013

1. BRYCE GLICK (, CO)
2. BRENT NORRIS (, CO)
3. ISSAC LUNA (, CO)
4. ANDY SLIFKA (, CO)

Male Open (18+) Right 155-165

7/29/2013

1. LENNY LOCKERT (, CO)
2. BRYCE GLICK (, CO)
3. BRENT NORRIS (, CO)
4. ISSAC LUNA (, CO)
5. JIM COWAN (, CO)

Male Open (18+) Right 166-176

7/29/2013

1. CHRIS BOYD (, CO)
2. BOB KELLER (, CO)

Male Open (18+) Right 188-198

7/29/2013

1. CHRIS BOYD (, CO)
2. ED FITZGERALD (, CO)
3. BOB KELLER (, CO)
4. JOHN SHIPES (, CO)

Male Open (18+) Right 199-220

7/29/2013

1. ANDREW PAVLIK (, CO)
2. JUSTIN TANNER (, CO)
3. DANNY BUSHONG (, CO)
4. ADAM FULFORD (, CO)
5. LUKE PULSCHER (, CO)
6. CHASE SCHWARTZ (COLORADO SPRINGS, CO)

Male Open (18+) Right 243+

7/29/2013

1. TRAVIS BERGGREN (, CO)
2. LUKE PULSCHER (, CO)
3. ADAM FULFORD (, CO)

| [All Sports](#) |



2013 Results

Arm Wrestling - Sub-Junior & Junior

Coed Sub-Junior (12 & Under) 10-12 Left

7/29/2013

1. MOISES NORRIS (, CO)
2. HUNTER BRINKLOW (, CO)
3. CASON GOODWIN (, CO)
4. SHAYLIN GOODWIN (, CO)

Coed Sub-Junior (12 & Under) 10-12 Right

7/29/2013

1. MOISES NORRIS (, CO)
2. HUNTER BRINKLOW (, CO)
3. SHAYLIN GOODWIN (, CO)
4. CASON GOODWIN (, CO)

Female Junior (13-18) 0-99 Right

7/29/2013

1. SHAYLIN GOODWIN (, CO)

Female Junior (13-18) 122-132 Left

7/29/2013

1. HAILIE BRINKLOW (, CO)
2. TIERRA CISNEROS (, CO)

Female Junior (13-18) 122-132 Right

7/29/2013

1. TIERRA CISNEROS (, CO)
2. HAILIE BRINKLOW (, CO)

Female Junior (13-18) 133-143 Left

7/29/2013

1. HAILIE BRINKLOW (, CO)

Female Junior (13-18) 133-143 Right

7/29/2013

1. HAILIE BRINKLOW (, CO)

Female Sub-Junior (12 & Under) 10-12 Right

7/29/2013

1. SHAYLIN GOODWIN (, CO)

Female Sub-Junior (12 & Under) 7-9 Left

7/29/2013

1. SHAYLIN GOODWIN (, CO)

Female Sub-Junior (12 & Under) 7-9 Right

7/29/2013

1. SHAYLIN GOODWIN (, CO)

Male Junior (13-18) 0-110 Left

7/29/2013

1. WYATT PULSCHER (, CO)

Male Junior (13-18) 0-110 Right

7/29/2013

1. [WYATT](#) PULSCHER (, CO)

Male Sub-Junior (12 & Under) 10-12 Left

7/29/2013

1. MOISES NORRIS (, CO)

Male Sub-Junior (12 & Under) 10-12 Right

7/29/2013

1. MOISES NORRIS (, CO)

Male Sub-Junior (12 & Under) 7-9 Left

7/29/2013

1. HUNTER BRINKLOW (, CO)
2. CASON GOODWIN (, CO)

Male Sub-Junior (12 & Under) 7-9 Right

7/29/2013

1. HUNTER BRINKLOW (, CO)
2. CASON GOODWIN (, CO)



2013 Results

Badminton

Female A/B Women's Doubles

7/28/2013

1. KATE MOONEY (BOULDER, CO)
1. DIANA TRONOE (LAKEWOOD, CO)
2. SIEW GIN MILLS (BROOMFIELD, CO)
2. [ADDY](#) KUAN (BROOMFIELD, CO)

Female A/B Women's Singles

7/28/2013

1. CATHERINE KENT (WESTMINSTER, CO)
2. KATE MOONEY (BOULDER, CO)

Female C Women's [Singles](#)

7/28/2013

1. NOVA GERUNGAN (DENVER, CO)
2. SABRINA CHEN (COLORADO SPRINGS, CO)
3. GABRIELLE SIGAR (AURORA, CO)

Male A Men's Doubles

7/28/2013

1. DMITRIY VASSILYEV (LONGMONT, CO)
1. DANIEL ZHANG (COLORADO SPRINGS, CO)
2. BENJAMIN LORD (DENVER, CO)
2. RICHARD LIM (FORT COLLINS, CO)
3. JASPER TAI (BROOMFIELD, CO)
3. CATHERINE KENT (WESTMINSTER, CO)

Male A Men's Singles

7/28/2013

1. JASPER TAI (BROOMFIELD, CO)
2. ZHE ZHOU (BOULDER, CO)
3. ALEXANDER ROBERTS (GOLDEN, CO)

Male B Men's Doubles

7/28/2013

1. RICHARD LIM (FORT COLLINS, CO)
1. BENJAMIN LORD (DENVER, CO)
2. SHANKAR KOLAPPAN (THORNTON, CO)
2. NARAYAN MADABUSI (PARKER, CO)
3. RUSSELL ANTHONY (LAFAYETTE, CO)
3. NIRMAL SHEKAR (BOULDER, CO)

Male B Men's Singles

7/28/2013

1. JEFFRI SIGAR (AURORA, CO)
2. DMITRIY VASSILYEV (LONGMONT, CO)
3. NIRMAL SHEKAR (BOULDER, CO)

Male C Men's Doubles

7/28/2013

1. RONNIE LASUT (AURORA, CO)
1. MICHAEL ROTINSULU (AURORA, CO)
2. YUDY PADULI (AURORA, CO)
2. JANRRY TELAH (AURORA, CO)
3. THOMAS MOONEY (BOULDER, CO)
3. DANIEL ANTHONY-CERES (LAFAYETTE, CO)

Male C Men's Singles

7/28/2013

1. JANRRY TELAH (AURORA, CO)
2. SEAN GIRODO (BOULDER, CO)
3. GAUTHAM VISWAROOPAN (COLORADO SPRINGS, CO)

Male Senior 50-59 Men's Singles

7/28/2013

1. ALEXANDER ROBERTS (GOLDEN, CO)
2. ANTHONY MANUEKE (DENVER, CO)
3. BOB BRONSON (MORRISON, CO)

Male Senior 60+ Men's Doubles

7/28/2013

1. ANTHONY MANUEKE (DENVER, CO)
1. ARTHUR RAWUNG (DENVER, CO)
2. JIM STABLER (COLORADO SPRINGS, CO)
2. SAM LIEW (LITTLETON, CO)

Male Senior 60+ Men's Singles

7/28/2013

1. SAM LIEW (LITTLETON, CO)
2. BOB BRONSON (MORRISON, CO)
3. JOHN JESMER (COLORADO SPRINGS, CO)

Mixed 100+ Mixed Doubles

7/28/2013

1. DANIEL ZHANG (COLORADO SPRINGS, CO)
1. GWEN WILEY (COLORADO SPRINGS, CO)
2. JIM STABLER (COLORADO SPRINGS, CO)
2. SABRINA CHEN (COLORADO SPRINGS, CO)
3. LULU BOURRUST (LAKEWOOD, CO)
3. BOB FAUS (DENVER, CO)

Mixed A Mixed Doubles

7/28/2013

1. JASPER TAI (BROOMFIELD, CO)
1. CATHERINE KENT (WESTMINSTER, CO)
2. NARAYAN MADABUSI (PARKER, CO)
2. DIANA TRONOE (LAKEWOOD, CO)
3. [KATE MOONEY](#) (BOULDER, CO)
3. ALEXANDER ROBERTS (GOLDEN, CO)

Mixed B Mixed Doubles

7/28/2013

1. DANIEL ZHANG (COLORADO SPRINGS, CO)
1. RONGJU LIU (COLORADO SPRINGS, CO)
2. NOVA GERUNGAN (DENVER, CO)
2. ANTHONY MANUEKE (DENVER, CO)
3. LULU BOURRUST (LAKEWOOD, CO)
3. MARK KENNEDY (SUPERIOR, CO)

Mixed C Mixed Doubles

7/28/2013

1. GABRIELLE SIGAR (AURORA, CO)
1. JEFFRI SIGAR (AURORA, CO)
2. YANG ZOU (COLORADO SPRINGS, CO)
2. SABRINA CHEN (COLORADO SPRINGS, CO)
3. JIM STABLER (COLORADO SPRINGS, CO)
3. GWEN WILEY (COLORADO SPRINGS, CO)

P Pandora Internet Radio - I x colorado springs sports c... Results - 2013 Rocky Mou... RMSG/SoCo Tournament x

www.allprosoftware.net/2013RMSG/standings41.htm

Apps Colorado Springs Sp... Google Accounts 208.106.191.140/htm...

RMSG/SoCo Tournament

Standings - 11th/12th Boys

[Home](#)
[Latest News](#)
[League Schedule](#)
[Team Schedules](#)
[Scores](#)
[Standings](#)
[Links](#)

Team	Won	Lost	Ties	Pct	Streak	RF	RA	Diff	GB
Jump Boyz	3	0	0	1.000	Won 3	170	110	60	___
Colorado Thunder 16s	2	1	0	.667	Won 2	147	123	24	1.0
Pirates	1	2	0	.333	Lost 2	131	164	-33	2.0
Colorado Flyers	0	3	0	.000	Lost 3	91	142	-51	3.0

P Pandora Internet Radio - I x colorado springs sports c... Results - 2013 Rocky Mou... RMSG/SoCo Tournament x

www.allprosoftware.net/2013RMSG/standings38.htm

Apps Colorado Springs Sp... Google Accounts 208.106.191.140/htm...

RMSG/SoCo Tournament

Standings - 6th Grade Boys

[Home](#)
[Latest News](#)
[League Schedule](#)
[Team Schedules](#)
[Scores](#)
[Standings](#)
[Links](#)

Team	Won	Lost	Ties	Pct	Streak	RF	RA	Diff	GB
Rising Stars 6B	3	0	0	1.000	Won 3	93	54	39	___
Hot Shots	2	1	0	.667	Won 1	95	57	38	1.0
CSBC	1	2	0	.333	Lost 1	54	98	-44	2.0
Running Mustangs	0	3	0	.000	Lost 3	47	80	-33	3.0

P Pandora Internet Radio - I x colorado springs sports c... Results - 2013 Rocky Mou... RMSG/SoCo Tournament x

www.allprosoftware.net/2013RMSG/standings39.htm

Apps Colorado Springs Sp... Google Accounts 208.106.191.140/htm...

RMSG/SoCo Tournament

Standings - 7th Grade Boys

[Home](#)
[Latest News](#)
[League Schedule](#)
[Team Schedules](#)
[Scores](#)
[Standings](#)
[Links](#)

Team	Won	Lost	Ties	Pct	Streak	RF	RA	Diff	GB
Ballers	3	0	0	1.000	Won 3	120	73	47	___
Colorado Rebels 11U Elite	1	2	0	.333	Won 1	99	111	-12	2.0
Crossover	1	2	0	.333	Lost 2	104	123	-19	2.0
JDets	1	2	0	.333	Lost 1	86	102	-16	2.0

P Pandora Internet Radio - I x colorado springs sports c... Results - 2013 Rocky Mou... RMSG/SoCo Tournament x

www.allprosoftware.net/2013RMSG/standings35.htm

Apps Colorado Springs Sp... Google Accounts 208.106.191.140/htm...

RMSG/SoCo Tournament

Standings - 7th Grade Girls

[Home](#)
[Latest News](#)
[League Schedule](#)
[Team Schedules](#)
[Scores](#)
[Standings](#)
[Links](#)

Team	Won	Lost	Ties	Pct	Streak	RF	RA	Diff	GB
Lady Harlem	3	0	0	1.000	Won 3	92	73	19	___
Blackout 7G	1	2	0	.333	Lost 2	93	96	-3	2.0
Salida Swishers	1	2	0	.333	Won 1	87	75	12	2.0
Pueblo Thunder 7	1	2	0	.333	Won 1	59	87	-28	2.0

P Pandora Internet Radio - L x colorado springs sports c... Results - 2013 Rocky Mou... RMSG/SoCo Tournament x

www.allprosoftware.net/2013RMSG/standings40.htm

Apps Colorado Springs Sp... Google Accounts 208.106.191.140/htm...

RMSG/SoCo Tournament

Standings - 8th Grade Boys

Team	Won	Lost	Ties	Pct	Streak	RF	RA	Diff	GB
Titans	3	0	0	1.000	Won 3	192	81	111	___
Colorado Rebels 13U Elite	2	1	0	.667	Won 2	157	102	55	1.0
Rising Stars 8B	2	1	0	.667	Won 2	116	128	-12	1.0
Boys & Girls Club- Lightning	1	2	0	.333	Lost 2	139	133	6	2.0
The Wolves	0	4	0	.000	Lost 4	89	249	-160	3.5

Home
[Latest News](#)
[League Schedule](#)
[Team Schedules](#)
[Scores](#)
[Standings](#)
[Links](#)

P Pandora Internet Radio - L x colorado springs sports c... Results - 2013 Rocky Mou... RMSG/SoCo Tournament x

www.allprosoftware.net/2013RMSG/standings36.htm

Apps Colorado Springs Sp... Google Accounts 208.106.191.140/htm...

RMSG/SoCo Tournament

Standings - 8th Grade Girls

Team	Won	Lost	Ties	Pct	Streak	RF	RA	Diff	GB
Lady Punishers	3	0	0	1.000	Won 3	112	60	52	___
CSBC 8G	2	1	0	.667	Lost 1	132	65	67	1.0
Lady Harlem 8G	2	1	0	.667	Lost 1	133	56	77	1.0
Blackout 8G	1	2	0	.333	Won 1	70	124	-54	2.0
Lady Heat	1	2	0	.333	Won 1	60	99	-39	2.0
Mini Mustangs	0	3	0	.000	Lost 3	50	153	-103	3.0

Home
[Latest News](#)
[League Schedule](#)
[Team Schedules](#)
[Scores](#)
[Standings](#)
[Links](#)

P Pandora Internet Radio - L x colorado springs sports c... Results - 2013 Rocky Mou... RMSG/SoCo Tournament x

www.allprosoftware.net/2013RMSG/standings37.htm

Apps Colorado Springs Sp... Google Accounts 208.106.191.140/htm...

RMSG/SoCo Tournament

Standings - 9th/10th Grade Girls

Team	Won	Lost	Ties	Pct	Streak	RF	RA	Diff	GB
Rampart	3	0	0	1.000	Won 3	102	89	13	___
Lady Harlem 9/10G	2	1	0	.667	Lost 1	126	90	36	1.0
Palmer Ridge	1	2	0	.333	Won 1	91	81	10	2.0
Terrors	0	3	0	.000	Lost 3	59	118	-59	3.0

Home
[Latest News](#)
[League Schedule](#)
[Team Schedules](#)
[Scores](#)
[Standings](#)
[Links](#)

P Pandora Internet Radio - L x colorado springs sports c... Results - 2013 Rocky Mou... RMSG/SoCo Tournament x

www.allprosoftware.net/2013RMSG/standings42.htm

Apps Colorado Springs Sp... Google Accounts 208.106.191.140/htm...

RMSG/SoCo Tournament

Standings - Adult Male

Team	Won	Lost	Ties	Pct	Streak	RF	RA	Diff	GB
Run'N'Gun	3	0	0	1.000	Won 3	216	161	55	___
Cash Out	2	1	0	.667	Lost 1	164	180	-16	1.0
Sabers	2	1	0	.667	Won 2	172	162	10	1.0
Shorties	1	3	0	.250	Lost 1	251	272	-21	2.5
Young Guns	0	3	0	.000	Lost 3	160	188	-28	3.0

Home
[Latest News](#)
[League Schedule](#)
[Team Schedules](#)
[Scores](#)
[Standings](#)
[Links](#)



2013 Results

Billiards

Female Juniors (14 & under)

7/27/2013

1. JASMIN AYN (, CO)
2. JADE AYN (, CO)

Male Juniors (19 & under)

7/27/2013

1. TYLER KLEIDON (COLORADO SPRINGS, CO)
2. SEAN THAMRONGPRADITH (AURORA, CO)
3. DAMIEN GARIEPY (Colorado Springs, CO)

Scotch Doubles Mixed

7/28/2013

1. MARGARET JUSTICE (COLORADO SPRINGS, CO)
1. SCOTT SMITH (COLORADO SPRINGS, CO)
2. SANDY CHAMBERLAIN (BROKEN ARROW, OK)
2. KEITH COSTIGAN (BROKEN ARROW, OK)
3. LORIE GLAPION (AURORA, CO)
3. RICHARD CASE (PUEBLO, CO)

Female Women's Open [Singles](#) (49 & Under)

7/28/2013

1. TONYA HASELBUSH (LONGMONT, CO)
2. LORIE GLAPION (AURORA, CO)
3. MIRIAM GOETZKE (DENVER, CO)

Female Women's [Senior Singles](#) (50+)

7/28/2013

1. MARGARET JUSTICE (COLORADO SPRINGS, CO)
2. CHRISTINE BUHRDORF (COLORADO SPRINGS, CO)
3. SANDY CHAMBERLAIN (BROKEN ARROW, OK)

Male Men's [Open Singles](#) (54 & Under)

7/28/2013

1. DENNIS DILLMAN (COLORADO SPRINGS, CO)

2. RICK HIGGINS (COLORADO SPRINGS, CO)
3. TODD BERCHTOLD (COLORADO SPRINGS, CO)

Male Men's Senior Singles (55+)

7/28/2013

1. DON HICKS (, CO)
2. WILL HATHCOCK (PEYTON, CO)
3. TOM JABLINSKI (COLORADO SPRINGS, CO)

| [All Sports](#) |



2013 Results

Bowling - Adult, Senior, Super Senior

Adult (20 & Over) Handicap Doubles

7/30/2013

1. MIKE RUSINAK (COLORADO SPRINGS, CO)
1. PATRICK BUCK (COLORADO SPRINGS, CO)
2. DIANA PAUL (COLORADO SPRINGS, CO)
2. DIANNE COOPER (COLORADO SPRINGS, CO)
3. CHRISTOPHER CONNOLLY (COLORADO SPRINGS, CO)
3. JACOB ARISINENDEZ (COLORADO SPRINGS, CO)

Adult (20 & Over) Handicap Mixed Doubles

7/30/2013

1. GREG SAUNDERS (COLORADO SPRINGS, CO)
1. STEPHANIE CANNIOTO (COLORADO SPRINGS, CO)
2. CHRISTEN MALONE (SECURITY, CO)
2. PATRICK DILL SR (SECURITY, CO)
3. TINA SEAGROVES (COLORADO SPRINGS, CO)
3. GARY SIMPSON (COLORADO SPRINGS, CO)

Adult (20 & Over) Handicap Singles

7/30/2013

1. GREG RICK (COLORADO SPRINGS, CO)
2. CHRISTOPHER CONNOLLY (COLORADO SPRINGS, CO)
3. GREG SAUNDERS (COLORADO SPRINGS, CO)

Adult (20-54) Scratch Mixed Doubles

7/30/2013

1. JONEEN COOK (PEYTON, CO)
1. MIKE COOK (PEYTON, CO)

Adult/Youth (Any Combination) Scratch Doubles (Same Sex or Mixed)

7/30/2013

1. JONEEN COOK (PEYTON, CO)
1. PHILIP COOK (PEYTON, CO)
2. [ELIJAH](#) HAMDEED (COLORADO SPRINGS, CO)
2. MICHAEL ST PETER (COLORADO SPRINGS, CO)

3. **ZACHARY COOK (PEYTON, CO)**

3. **MIKE COOK (PEYTON, CO)**

Female Adult (20-54) Scratch Singles

7/30/2013

1. **DIANA PAUL (COLORADO SPRINGS, CO)**

2. **JONEEN COOK (PEYTON, CO)**

3. **STEPHANIE CANNIOTO (COLORADO SPRINGS, CO)**

Female Senior (55-64) Scratch Singles

7/30/2013

1. **ANN MCGEE (NORTH LAS VEGAS , NV)**

Female Senior (55-64) Scratch Singles

7/30/2013

1. **ANN MCGEE (NORTH LAS VEGAS , NV)**

2. **DIANNE COOPER (COLORADO SPRINGS, CO)**

Female Senior (55-64) Scratch Singles

7/30/2013

2. **LESLIE CLOUGH (COLORADO SPRINGS, CO)**

Female Super Senior (65 & Over) Scratch Singles

7/30/2013

1. **JOYCE SCHAFFER (COLORADO SPRINGS, CO)**

2. **KATIE BAILEY (COLORADO SPRINGS, CO)**

Male Adult (20-54) Scratch Doubles

7/30/2013

1. **JOHN SUHAR (COLORADO SPRINGS, CO)**

1. **MICHAEL ST PETER (COLORADO SPRINGS, CO)**

2. **MIKE RUSINAK (COLORADO SPRINGS, CO)**

2. **CHRISTOPHER CONNOLLY (COLORADO SPRINGS, CO)**

3. **PATRICK [BUCK](#) (COLORADO SPRINGS, CO)**

3. **JACOB ARISINENDEZ (COLORADO SPRINGS, CO)**

Male Adult (20-54) Scratch Singles

7/30/2013

1. **JACOB ARISINENDEZ (COLORADO SPRINGS, CO)**

2. **PATRICK DILL SR (SECURITY, CO)**

3. **MICHAEL ST PETER (COLORADO SPRINGS, CO)**

Male Senior (55-64) Scratch Singles

7/30/2013

1. **JOHN SUHAR (COLORADO SPRINGS, CO)**

2. **GARY SIMPSON (COLORADO SPRINGS, CO)**

Male Super Senior (65 & Over) Scratch Singles

7/30/2013

1. RANDY GULLEY (NORTH LAS VEGAS , NV)
2. ERNEST DASUGO SR. (COLORADO SPRINGS, CO)

Mixed Adult/Youth (Any Combination) Handicap Doubles (Same Sex or Mixed)

7/30/2013

1. ANTHONY RIVERA (COLORADO SPRINGS, CO)
1. RONIN RIVERA (COLORADO SPRINGS, CO)

Mixed Senior (55-64) Scratch Mixed Doubles

7/30/2013

1. RANDY GULLEY (NORTH LAS VEGAS , NV)
1. ANN MCGEE (NORTH LAS VEGAS , NV)

Mixed Super Senior (65 & Over) Scratch Mixed Doubles

7/30/2013

1. RANDY GULLEY (NORTH LAS VEGAS , NV)
1. KATIE BAILEY (COLORADO SPRINGS, CO)
2. JOYCE SCHAFFER (COLORADO SPRINGS, CO)
2. ERNEST DASUGO SR. (COLORADO SPRINGS, CO)

| [All Sports](#) |

**2013 Rocky Mountain State Games Standings
INDIVIDUAL MEN**

	RMSG	Wkt 1	Tie break	Wkt 1	Floater	Floater	Wkt 2	Wkt 2	Wkt 3	Wkt 3	Wkt 4	Wkt 4	Final	Final	Total	Place	
	ID	Stone Ladder	Squats	Pts	sled/ 400m	Pts	BJ/ DL/ KB	Pts	G2O/ Sqt	Pts	DU/ Burpee	Pts	Nancy	Pts	Points		
1	JOHN TEMPLETON	442	6780	0	100	2:19:90	90	8:12	95	4:28	100	4:37	80	10:21	100	565	1
2	BRANDON DEINES	85	4085	0	65	2:34:90	80	8:20	90	6:14	90	3:17	100	11:53	90	515	2
3	DAN MARTINS	401	5905	5	95	1:42:50	100	10:45	72.5	7:02	70	3:26	90	45	75	502.5	3
4	CHARLES SMITH	936	4685	25	80	2:12:60	95	10:45	72.5	6:37	80	3:22	95	14:50	80	502.5	
5	MARIO ROSSI	862	4860	9	85	2:57:50	65	8:10	100	6:50	75	4:23	85	33	65	475	
6	ZACH PHILLIPS	549	5075	13	90	2:40:20	75	11:14	65	6:20	85	4:53	75	12:08	85	475	
7	CHUCK CREMEANS	410	4155	10	70	3:09:90	55	9:13	85	5:36	95	5:22	70	11:13	95	470	
8	HENRY HEMPHILL	152	2815	14	50	2:31:04	85	142	60	9:50	60	8:53	65	35	70	390	
9	KYLE GRAY	564	4340	2	75	2:58:32	60	127	55	7:36	65	146	60			315	
10	TRAVIS MARTINEZ	83	3295	2	55	3:45:47	50	96	50	51	55	26	55			265	
11	KYLE COOK	373	3900	4	60	2:46:10	70	9:28	80	No Show	0	No Show	0			210	

1st place=100pts
 2nd place=95pts
 3rd place=90pts etc

**2013 Rocky Mountain State Games Standings
INDIVIDUAL WOMEN**

	RMSG	Wkt 1	Tie break	Wkt 1	Floater	Floater	Wkt 2	Wkt 2	Wkt 3	Wkt 3	Wkt 4	Wkt 4	Final	Wkt 5	Total	Place	
	ID	Stone Ladder	Squats	Pts	sled/ 400m	Pts	BJ/ DL/ KB	Pts	G2O/ Sqt	Pts	DU/ Burpee	Pts	Nancy	Pts	Points		
1	LORI METKE	326	3355	18	100	2:23:52	100	7:04	100	3:47	100	4:46	100	10:10	100	600	1
2	AUDREY HACKWORTH	163	2810	19	95	4:01:04	95	8:15	95	4:49	95	7:00	95	45	95	570	2
3	BREANNA AUSTIN	407	1410	12	90	4:18:35	90	110	90	3	85	169	90			445	
4	VERONICA GOMEZ	82	955	11	85	7:21:70	85	47	85	78	90	9:31	85			430	

1st place=100pts

2nd place=95pts

3rd place=90pts etc



2013 Results

CrossFit

Female [Crossfit](#) Individual Competition

7/21/2013

1. LORI METKE (COLORADO SPRINGS, CO)
2. AUDREY HACKWORTH (COLORADO SPRINGS, CO)
3. BREANNA AUSTIN (LITTLETON, CO)

[Female](#) Crossfit Team Competition

7/21/2013

1. JESSENIA CANDELARIA (COLORADO SPRINGS, CO)
2. DEANNA MINOR (FOUNTAIN, CO)
3. LAUREN MACDONALD (DENVER, CO)

Male Crossfit Individual Competition

7/21/2013

1. JOHN TEMPLETON (AURORA, CO)
2. BRANDON DEINES (LONGMONT, CO)
3. DANIEL MARTINS (FORT CARSON, CO)

Male Crossfit Team Competition

7/21/2013

1. CLIFF COTTON (HIGHLANDS RANCH, CO)
2. JOEL HUBBART (DENVER, CO)
3. MANUEL FRAIRE (COLORADO SPRINGS, CO)

Mixed Crossfit Team Competition

7/21/2013

1. [TYLER](#) CHITTICK (BOULDER, CO)
2. KRIS MCCUISTON (PARKER, CO)
3. BRIAN BENDER (BROOMFIELD, CO)



Login: USAC Number: Password:

Go

Home Events Race Results Info And Forms Board of Directors Contacts

BRAC Programs


In-Kind Support Provided By:



madsync



Your team's operating system



- Our Sponsors
- Member Businesses & Benefits
- Events Directed by BRAC
- The Junior Development Program
- Women's Programs
- Colorado State Championships
- Colorado Track Cup
- Colorado Cross Cup - Racer Competition
- Colorado Cross Cup - Team Competition
- Rocky Mtn Road Cup - Racer Competition
- Rocky Mtn Road Cup - Team Competition
- Upgrade Points
- Advertising & Newsletters

THOMSON®



BRAC Road Results

Year:
 Event:
 Race Group:

Race [flyer](#) can be found [here](#).

Filter Results:

Group	Place	Finished	Time	First	Last	Team	City	Cat	Note	Rider Results
SM Pro-1-2	1	1	1:01:41.261	Drew	Christopher	Primal Wear - McDonald-Audi	WHEAT RIDGE	1		Riders Results
SM Pro-1-2	2	2	1:01:41.454	Rory	Kelly	Denver Fit Loft	BOULDER	1		Riders Results
SM Pro-1-2	3	3	1:01:41.502	Robin	Eckmann	California Giant Berry Farms/Specialized	Boulder	1		Riders Results
SM Pro-1-2	4	4	1:01:59.454	Ben	Berden	Unattached		2		Riders Results
SM Pro-1-2	5	5	1:01:59.662	Yannick	Eckmann	California Giant Cycling	Boulder	1		Riders Results
SM Pro-1-2	6	6	1:01:59.833	Ty	Tuttle	Sonic Boom Racing	Boulder	1		Riders Results
SM Pro-1-2	7	7	1:01:59.858	Lance	Sulzen	Groove Subaru-Alpha Bicycle Co	LITTLETON	1		Riders Results
SM Pro-1-2	8	8	1:02:00.019	Alex	Lewis	Horizon Organic/Panache	DENVER	2		Riders Results
SM Pro-1-2	9	9	1:02:00.039	Brett	Peters	Sonic Boom Racing	Boulder	2		Riders Results
SM Pro-1-2	10	10	1:02:00.216	William	Buick	Natural Grocers Cycling Team	BOULDER	2		Riders Results
SM Pro-1-2	11	11	1:02:00.260	Andrew	Hemesath	Primal Wear - McDonald-Audi	Golden	2		Riders Results
SM Pro-1-2	12	12	1:02:00.557	Nathan	Brown	Unattached	Boulder	3		Riders Results
SM Pro-1-2	13	13	1:02:00.649	Brian	Firle	Denver Fit Loft	BOULDER	2		Riders Results
SM Pro-1-2	14	14	1:02:00.782	John	Salskov	TRU Composites/Team RPM/Airpark Bikes	Tempe	1		Riders Results
SM Pro-1-2	15	15	1:02:00.929	Steven	Davis	Unattached		2		Riders Results
SM Pro-1-										Riders Results

2	16	16	1:02:00.984	Camilo Zambrano	Sonic Boom Racing	BOULDER	1	Results
SM Pro-1-2	17	17	1:02:01.139	Carlos Casali	Groove Subaru-Alpha Bicycle Co	GOLDEN	1	Riders Results
SM Pro-1-2	18	18	1:02:01.530	David Kessler	Holowesko- Felt- Garmin	Littleton	2	Riders Results
SM Pro-1-2	19	19	1:02:01.790	Adam Gates	Unattached		2	Riders Results
SM Pro-1-2	20	20	1:02:01.818	Jon Moro	Unattached	BOULDER	2	Riders Results
SM Pro-1-2	21	21	1:02:01.967	Nicholas Applegate	Cycleton	Boulder	2	Riders Results
SM Pro-1-2	22	22	1:02:02.601	Luis Rodriguez	Denver Fit Loff	Denver	2	Riders Results
SM Pro-1-2	23	23	1:02:03.044	Nate Taggatz	First City Cycling Team	FORT COLLINS	2	Riders Results
SM Pro-1-2	24	24	1:02:03.194	Andrew Clemence	Unattached		2	Riders Results
SM Pro-1-2	25	25	1:02:04.964	Robert Burnett	Primal Wear - McDonald-Audi	Littleton	2	Riders Results
SM Pro-1-2	26	26	1:02:07.446	Kevin Nicol	Natural Grocers Cycling Team	Lafayette	1	Riders Results
SM Pro-1-2	27	27	1:02:10.945	Joseph Petrowski	Primal Wear - McDonald-Audi	LITTLETON	2	Riders Results
SM Pro-1-2	28	28	1:02:13.181	James Peterman	Sonic Boom Racing	BOULDER	1	Riders Results
SM Pro-1-2	29	29	1:02:15.818	Christopher Carr	Denver Fit Loff	GOLDEN	1	Riders Results
SM Pro-1-2	30	30	1:02:43.399	Joshua Smith	Sonic Boom Racing	Erie	2	Riders Results
SM Pro-1-2	31	31	1:02:51.519	Eric Steele	Sonic Boom Racing	Broomfield	2	Riders Results
SM Pro-1-2	---	DNF	DNF	Brian Lehman	Denver Fit Loff	Denver	2	Riders Results
SM Pro-1-2	---	DNF	DNF	Tim Srenaski	Denver Fit Loff	BOULDER	1	Riders Results
SM Pro-1-2	---	DNF	DNF	Taylor Warren	Sonic Boom Racing	LOVELAND	2	Riders Results
SM Pro-1-2	---	DNF	DNF	Lucas Elms	Pedal p/b Camondale Development Team	Colorado Springs	2	Riders Results
SM Pro-1-2	---	DNF	DNF	Scott Wall	Denver Fit Loff	Broomfield	2	Riders Results
SM Pro-1-2	---	DNF	DNF	Joseph Pinkerton	Natural Grocers Cycling Team	DURANGO	1	Riders Results
SM 3	1	1	50:42.357	George Simpson	Natural Grocers Cycling Team	Fort Collins	3	Riders Results
SM 3	2	2	50:43.049	Adam Jensen	RMRC p/b Turin	Denver	3	Riders Results
SM 3	3	3	50:43.128	Matthew Eberly	Primal Wear - McDonald-Audi	Aurora	3	Riders Results
SM 3	4	4	50:43.241	Michael Wolfner	Cycleton	DENVER	3	Riders Results
SM 3	5	5	50:43.265	Andrew Loaiza	RMRC p/b Turin	Denver	3	Riders Results
SM 3	6	6	50:43.370	Carson Christen	Cycleton	Boulder	3	Riders Results
SM 3	7	7	50:44.096	John Frey	Unattached		3	Riders Results
SM 3	8	8	50:44.309	Aaron Hugen	RMRC p/b Turin	LITTLETON	3	Riders Results
SM 3	9	9	50:44.494	Gregory Strokes	Unattached	ASPEN	3	Riders Results
SM 3	10	10	50:44.534	Ryan Taylor	Sonic Boom Racing	Broomfield	3	Riders Results

SM 3	11	11	50:44.576	Aaron	Bachik	Primal Wear - McDonald-Audi	Denver	3	Riders Results
SM 3	12	12	50:44.674	John	Babcock	Unattached	Arvada	3	Riders Results
SM 3	13	13	50:44.910	Aaron	Canale	Unattached		3	Riders Results
SM 3	14	14	50:45.008	Steven	Turney	Boulder Junior Cycling	ARVADA	4	Riders Results
SM 3	15	15	50:45.048	Troy	Meeker	Natural Grocers Cycling Team	FRISCO	3	Riders Results
SM 3	16	16	50:45.332	Edwin	Supple	Mines Cycling	Littleton	3	Riders Results
SM 3	17	17	50:45.760	Bart	Abriol	Sonic Boom Racing	Superior	3	Riders Results
SM 3	18	18	50:46.276	Joseph	Teynor	Primal Wear - McDonald-Audi	DENVER	3	Riders Results
SM 3	19	19	50:47.008	Jon	Keyzer	First City Cycling Team	FORT COLLINS	3	Riders Results
SM 3	20	20	50:49.654	Randy	Ellis	Primal Wear - McDonald-Audi	Arvada	3	Riders Results
SM 3	21	21	51:38.797	Jacques	de Curnou	Boulder Junior Cycling	BOULDER	3	Riders Results
SM 3	22	22	51:39.415	Andrew	Fleming	Boulder Junior Cycling	Boulder	4	Riders Results
SM 3	23	23	52:28.927	Patrick	Hill	Primal Wear - McDonald-Audi	Denver	3	Riders Results
SM 3	24	24	53:37.703	Jake	Keener	Fort Collins Cycling Club	FORT COLLINS	3	Riders Results
SM 3	25	25	53:54.281	Robert	Wright	BIC/Panache	NIWOT	3	Riders Results
SM 3	26	26	53:57.832	Andrew	Wise	Altitude Cycling	Denver	3	Riders Results
SM 3	27	27	57:23.596	Marco	Capraro	Altitude Cycling	Denver	3	Riders Results
SM 3	---	DNF	DNF	Ian	McPherson	BIC/Panache	Boulder	3	Riders Results
SM 3	---	DNF	DNF	Kyle	Berlind	Boulder Junior Cycling	DENVER	4	Riders Results
SM 4	1	1	28:30.489	Jake	Barker	Steamboat Velo p/b Moots	Steamboat Springs	4	Riders Results
SM 4	2	2	29:03.502	Phillip	Kealy	Primal Wear - McDonald-Audi	DENVER	4	Riders Results
SM 4	3	3	29:03.952	David	Thompson	RMRC p/b Turin	DENVER	4	Riders Results
SM 4	4	4	29:04.025	Joshua	Sahala	Primal Wear - McDonald-Audi	LOUISVILLE	4	Riders Results
SM 4	5	5	29:20.018	Jason	Kiefer	Sports Garage Cycling	Boulder	4	Riders Results
SM 4	6	6	29:21.055	Jonas	Root	Unattached		4	Riders Results
SM 4	7	7	29:21.223	Connor	Livingston	ColoBikeLaw.com	CENTENNIAL	4	Riders Results
SM 4	8	8	29:21.592	Andrew	Lincoln	Boulder Running Company Cycling Team	Boulder	4	Riders Results
SM 4	9	9	29:21.880	Nick	Cooley	Colorado State University	Ft. Collins	4	Riders Results
SM 4	10	10	29:22.163	Joseph	Chiavetta	Colorado State University	Fort Collins	4	Riders Results
SM 4	11	11	29:22.730	Jesse	Euton	Boulder Cycle Sport	Boulder	4	Riders Results
SM 4	12	12	29:23.901	Michael	Nightingale	Boulder Running Company Cycling Team	BOULDER	4	Riders Results

SM 4	13	13	29:25.677	Jeff	Krause	Primal Wear - McDonald-Audi	LITTLETON	4	Results
SM 4	14	14	29:27.285	Hans	Vandenberg	Slipstream-Craddock Junior Development	Eagle	4	Riders Results
SM 4	15	15	29:31.634	Josh	Schroeder	ChristianCyclingCO.com	LAKEWOOD	4	Riders Results
SM 4	16	16	29:32.402	Neil	Davis	PSIMET/Zilla Racing	DENVER	4	Riders Results
SM 4	17	17	30:22.081	Ti	Hays	RMRC p/b Turin	Denver	4	Riders Results
SM 4	18	18	30:22.834	Michael	Welker	Primal Wear - McDonald-Audi	DENVER	4	Riders Results
SM 4	19	19	30:23.372	Grant	VanHoose	Unattached		4	Riders Results
SM 4	20	20	30:23.579	Michael	Dunbar	Unattached	LAKEWOOD	4	Riders Results
SM 4	21	21	30:27.426	Zack	Morgan	Unattached	Mead	4	Riders Results
SM 4	22	22	30:28.190	Cooper	Shanks	Unattached		4	Riders Results
SM 4	23	23	30:29.687	Landry	Bobo	Cafe Velo	Colorado Springs	5	Riders Results
SM 4	24	24	30:45.550	Brandon	McNellis	Unattached		4	Riders Results
SM 4	25	25	31:05.504	Matheu	Rodriguez	Altitude Cycling	Aurora	4	Riders Results
SM 4	26	26	31:13.292	Stuart	Braddock	Primal Wear - McDonald-Audi	DENVER	4	Riders Results
SM 4	27	27	31:13.328	Keith	Elliott	Primal Wear - McDonald-Audi	Boulder	4	Riders Results
SM 4	28	28	31:13.361	Sam	Reinish	Primal Wear - McDonald-Audi	Denver	4	Riders Results
SM 4	---	DNF	DNF	Eric	Gregg	Twin Peaks Racing	GREELEY	4	Riders Results
SM 4	---	DNF	DNF	Dan	Maduff	Primal Wear - McDonald-Audi	Lakewood	4	Riders Results
SM 4	---	DNF	DNF	Rob	Horn	RMRC p/b Turin	DENVER	4	Riders Results
SM 4	---	DNF	DNF	Shawn	Gillis	Amicas Pizza/Absolute Bikes	Salida	4	Riders Results
SM 4	---	DNF	DNF	David	Remington	Amicas Pizza/Absolute Bikes	Salida	4	Riders Results
SM 35+_4	1	1	44:50.888	Tony	Romagna	Racer X Cycling p/b Old School Industries	Denver	4	Riders Results
SM 35+_4	2	2	44:53.916	Maciej	Przewozny	Unattached	HIGHLANDS RANCH	4	Riders Results
SM 35+_4	3	3	44:57.613	Alex	Dorgan-Ross	RealD-Amgen	Boulder	4	Riders Results
SM 35+_4	4	4	44:58.262	Steven	Morozowich	Durango Wheel Club	Durango	4	Riders Results
SM 35+_4	5	5	44:58.982	Tim	Slowey	Team Rocky Mountain Health Plans	Golden	4	Riders Results
SM 35+_4	6	6	45:03.793	Eric	Brandt	VOLO Cycling p/b RMSS	LITTLETON	4	Riders Results
SM 35+_4	7	7	45:09.631	Brian	Claytor	Cycleton	DENVER	4	Riders Results
SM 35+_4	8	8	45:41.998	Scott	Carlson	Cycleton	Denver	4	Riders Results
SM 35+_4	9	9	46:02.568	Sean	Bender	Alchemist	Denver	4	Riders Results
SM 35+_4	10	10	46:27.940	Shawn	Rucks	RealD-Amgen	Boulder	4	Riders Results
SM 35+_4	11	11	47:02.685	Michael	Elder	Team Rocky Mountain Health Plans	DENVER	4	Riders Results

SM 35+_4	12	12	47:18.867	Matthew	Schildt	Boulder Running Company Cycling Team	DENVER	4	Results Riders Results
SM 35+_4	13	13	47:18.913	Louis	Rodriguez	Altitude Cycling	Aurora	4	Results Riders Results
SM 35+_4	---	DNF	DNF	Stephen	Perkins	Cycleton	DENVER	4	Results Riders Results
SM 35+_4	---	DNF	DNF	Daniel	Perkins	Unattached		4	Results Riders Results
SM 35+_4	---	DNF	DNF	Matthew	Couzens	Team Rocky Mountain Health Plans	DENVER	4	Results Riders Results
SM 35+_4	---	DNF	DNF	Jeff	Cox	Team Rocky Mountain Health Plans	Arvada	4	Results Riders Results
SM 55+	1	1	40:33.228	Steve	Matous	Rocky Mountain Cancer Centers Cycling Team	BOULDER	2	Results Riders Results
SM 55+	2	2	40:33.387	Chris	Leggere	Rocky Mountain Cancer Centers Cycling Team	Boulder	2	Results Riders Results
SM 55+	3	3	40:33.481	William	Kellagher	Rocky Mountain Cancer Centers Cycling Team	BOULDER	2	Results Riders Results
SM 55+	4	4	40:33.878	Callen	Borgias	Unattached	CENTENNIAL	2	Results Riders Results
SM 55+	5	5	40:35.197	Michael	Meyer	Local Velo	DENVER	2	Results Riders Results
SM 55+	6	6	40:35.685	Dave	Sherrer	ColoBikeLaw.com	Loveland	3	Results Riders Results
SM 55+	7	7	40:36.149	Tim	Stone	Treasure Coast Racing	Boulder	3	Results Riders Results
SM 55+	8	8	40:36.322	Steven	Birnbaum	Rocky Mountain Cancer Centers Cycling Team	GREENWOOD VILLAGE	3	Results Riders Results
SM 55+	9	9	40:36.529	David	Mulica	Local Velo	LITTLETON	2	Results Riders Results
SM 55+	10	10	40:36.806	Chris	Beaudin	RealD-Amgen	MANITOU SPRINGS	3	Results Riders Results
SM 55+	11	11	40:37.334	Kim	Workman	RealD-Amgen	FORT COLLINS	2	Results Riders Results
SM 55+	12	12	40:37.411	Phil	MacKelvie	Schwab Cycles Racing Team	Denver	4	Results Riders Results
SM 55+	13	13	40:38.878	Martin	Albe	Altitude Cycling	Evergreen	3	Results Riders Results
SM 55+	14	14	40:41.842	Bruce	Dickinson	Front Rangers Cycling Club	FRISCO	4	Results Riders Results
SM 55+	15	15	40:53.804	Rip	Mobus	Great Divide Brewing Company	Denver	3	Results Riders Results
SM 55+	16	16	43:12.264	Arthur	Bollen	Front Rangers Cycling Club	ENGLEWOOD	4	Results Riders Results
SM 55+	17	17	43:12.301	Ket	McSparin	Unattached	Breckenridge	3	Results Riders Results
SM 55+	18	18	43:12.374	Gary	Harty	The Cyclist-Lawyer.com	LAKEWOOD	4	Results Riders Results
SM 55+	---	DNF	DNF	Scott	Glasscock	Team Rio Grande	FORT COLLINS	2	Results Riders Results
SM 55+	---	DNF	DNF	William	McGinley	Boulder Orthopedics	LAFAYETTE	2	Results Riders Results
JM 10-12	1	1	24:17.420	Zane	Worrell	Unattached	Vail	4	Results Riders Results
JM 10-12	2	2	24:17.454	Camden	Gillis	Amicas Pizza/Absolute Bikes	Salida	4	Results Riders Results
JM 10-12	3	3	24:17.491	Jared	Scott	Boulder Junior Cycling	Boulder	5	Results Riders Results
JM 10-12	4	4	24:17.537	William	Scavuzzo	Altitude Cycling	HIGHLANDS RANCH	5	Results Riders Results
JM 10-12	5	5	24:19.812	Oliver	Hart	Boulder Junior Cycling	Boulder	4	Results Riders Results

JM 10-12	6	6	24:19.980	Ryan	Stowers	Black Sheep Jr. Cycling	Denver	5	Results Riders Results
JM 10-12	7	7	24:20.101	Nathan	Pawlak	Boulder Junior Cycling	Boulder	5	Results Riders Results
JM 10-12	8	8	25:09.108	Andrew	Charlet	Boulder Junior Cycling	Boulder	4	Results Riders Results
JM 10-12	9	9	25:09.161	Hunter	Davis	Unattached		5	Results Riders Results
JM 10-12	10	10	25:09.210	Dominic	Scavuzzo	Altitude Cycling	HIGHLANDS RANCH	5	Results Riders Results
JM 13-14	1	1	21:25.715	Nolan	Herzog	ChristianCyclingCO.com	Avon	4	Results Riders Results
JM 13-14	2	2	22:16.166	Simon	Castagneri	Black Sheep Jr. Cycling	LITTLETON	4	Results Riders Results
JM 13-14	3	3	22:17.420	Christian	Wilson	Unattached	Edwards	4	Results Riders Results
JM 13-14	4	4	23:19.930	Ethan	Wright	Boulder Junior Cycling	BOULDER	4	Results Riders Results
JM 13-14	5	5	23:24.397	Hans	Vandenberg	Slipstream-Craddock Junior Development	Eagle	4	Results Riders Results
JM 13-14	6	6	24:12.139	Trevor	Christofferson	ChristianCyclingCO.com	AURORA	4	Results Riders Results
JM 13-14	7	7	24:17.346	Kaden	Sites	Unattached		5	Results Riders Results
JM 13-14	8	8	24:17.389	Cole	Catron	Unattached	BRECKENRIDGE	5	Results Riders Results
JM 13-14	9	9	24:19.766	Gregory	Townsend	Ridge View Academy / Y.E.A.H.!!	BENNETT	4	Results Riders Results
JM 13-14	10	10	24:21.340	Wiley	Melton	Boulder Junior Cycling	Boulder	5	Results Riders Results
JM 13-14	11	11	24:21.392	Miles	Ross	Boulder Junior Cycling	Boulder	5	Results Riders Results
JM 13-14	12	12	24:21.450	Davis	Livingston	ColoBikeLaw.com	CENTENNIAL	4	Results Riders Results
JM 13-14	---	DNF	DNF	Christopher	Scavuzzo	Altitude Cycling	Highlands Ranch	5	Results Riders Results
JM 13-14	---	DNF	DNF	Cole	Sites	Unattached		5	Results Riders Results
JM 13-14	---	DNF	DNF	Eli	Fozzard	Boulder Junior Cycling	BOULDER	5	Results Riders Results
JM 15-16	1	1	24:43.564	Maxl	Freeman	Black Sheep Jr. Cycling	Lakewood	4	Results Riders Results
JM 15-16	2	2	24:51.121	Aaron (AJ)	Sigman	Black Sheep Jr. Cycling	HIGHLANDS RANCH	4	Results Riders Results
JM 15-16	3	3	24:59.687	Chase	Klug	ColoBikeLaw.com	AURORA	4	Results Riders Results
JM 15-16	4	4	25:00.594	Wyatt	Gaulke	Unattached	Cheyenne	4	Results Riders Results
JM 15-16	5	5	25:00.899	Landry	Bobo	Cafe Velo	Colorado Springs	5	Results Riders Results
JM 15-16	6	6	25:01.067	Jackson	Hootman	ColoBikeLaw.com	Denver	5	Results Riders Results
JM 15-16	7	7	25:53.924	Bryan	Ramos	Ridge View Academy / Y.E.A.H.!!	Watkins	5	Results Riders Results
JM 15-16	8	8	25:54.714	Davis	Robinson	Altitude Cycling	LITTLETON	5	Results Riders Results
JM 15-16	9	9	26:00.266	Cayden	Cecil	Altitude Cycling	EVERGREEN	5	Results Riders Results
JM 15-16	10	10	26:08.393	Jesus	Hernandez	Unattached	WATKINS	5	Results Riders Results
JM 15-16	11	11	26:08.432	John	Newton	Unattached		5	Results Riders Results

JM 17-18	1	1	23:33.196	Matthew	Scavuzzo	Altitude Cycling	PARKER	4	Results Riders Results
JM 17-18	2	2	23:36.530	Andrew	Castagneri	Black Sheep Jr. Cycling	LITTLETON	4	Results Riders Results
JM 17-18	3	3	24:30.858	James	Danahey	Altitude Cycling	Denver	4	Results Riders Results
JM 17-18	4	4	24:31.636	Kyle	Berlind	Boulder Junior Cycling	DENVER	4	Results Riders Results
JM 17-18	5	5	25:39.751	Max	Schmidtman	Black Sheep Jr. Cycling	Nederland	4	Results Riders Results
JM 17-18	6	6	25:39.810	Adam	Pochon	Unattached	ARVADA	5	Results Riders Results
JM 17-18	7	7	25:47.610	Ryan	Pask	Altitude Cycling	AURORA	5	Results Riders Results
JM 17-18	8	8	25:57.280	Abel	Maki	Ridge View Academy / Y.E.A.H.!!	Parker	5	Results Riders Results
JM 17-18	9	9	26:08.352	Connor	McBride	Unattached		5	Results Riders Results
JW 10-12	1	1	24:19.864	Inge	Vandenberg	Unattached	Eagle	4	Results Riders Results
JW 10-12	2	2	24:19.926	Tea	Wright	Boulder Junior Cycling	BOULDER	4	Results Riders Results
JW 10-12	3	3	24:20.044	Taylor	Johnson	Black Sheep Jr. Cycling	Broomfield	4	Results Riders Results
JW 10-12	4	4	24:21.504	Emma	Slenkovich	Altitude Cycling	Littleton	4	Results Riders Results
JW 10-12	5	5	24:21.555	Petra	Schmidtman	Black Sheep Jr. Cycling	Nederland	4	Results Riders Results
JW 10-12	6	6	25:08.998	Sophie	Berry	Unattached	Littleton	4	Results Riders Results
JW 10-12	7	7	27:09.057	Nina	Florek	Unattached		4	Results Riders Results
JW 13-14	1	1	23:14.967	Cassidy	Donohue	Boulder Junior Cycling	BOULDER	4	Results Riders Results
SW 3	1	1	43:02.047	Christine	Snider	Front Rangers Cycling Club	Englewood	3	Results Riders Results
SW 3	2	2	43:36.573	Rachael	Sax	Boulder Running Company Cycling Team	Boulder	3	Results Riders Results
SW 3	3	3	43:36.909	Sue	Lloyd	Boulder Running Company Cycling Team	WHEATRIDGE	3	Results Riders Results
SW 3	4	4	43:37.459	Susie	Jones	Unattached		3	Results Riders Results
SW 3	5	5	43:38.042	Marta	Morris	ExergyTWENTY12	Grand Junction	3	Results Riders Results
SW 3	6	6	43:38.078	Kristen	Peterson	Unattached	Boulder	3	Results Riders Results
SW 3	7	7	43:38.685	Ellen	Wright	Team Rio Grande	FORT COLLINS	3	Results Riders Results
SW 3	8	8	43:41.365	Nina	Donohue	Boulder Cycle Sport	Boulder	3	Results Riders Results
SW 3	9	9	45:46.661	Lanier	Allen	Naked Women's Racing	LITTLETON	3	Results Riders Results
SW 3	10	10	45:46.977	Hailey	Howe	T3Multisports	Avon	3	Results Riders Results
SW 3	---	DNF	DNF	Meg	Hendricks	Unattached	Denver	3	Results Riders Results
SW 3	---	DNF	DNF	Luci	Olewinski	Century Road Club Assoc	Denver	3	Results Riders Results
SW 4	1	1	39:48.353	Nell	Rojas	Unattached	Boulder	4	Results Riders Results
SW 4	2	2	39:48.566	Booka	Smith	PSIMET/Zilla Racing	Dillon	4	Results Riders Results

SW 4	3	3	39:48.593	Margot	Clyne	Flatiron Flyers	Boulder	4	Riders Results
SW 4	4	4	39:49.156	Michelle	Maxwell	Primal/McDonald Audi Women's Racing	Lafayette	4	Riders Results
SW 4	5	5	39:49.448	Amy	Thompson	Racer X Cycling p/b Old School Industries	Denver	4	Riders Results
SW 4	6	6	39:49.633	Nathalie	Krantz	Unattached		4	Riders Results
SW 4	7	7	39:49.662	Stephanie	Scavuzzo	Altitude Cycling	PARKER	4	Riders Results
SW 4	8	8	39:50.773	Nadine	Pyter	Twin Peaks Racing	LAKEWOOD	4	Riders Results
SW 4	9	9	39:50.846	Shelley	Hartman	The Cyclist-Lawyer.com	BOULDER	4	Riders Results
SW 4	10	10	39:50.953	Kristie	Arend	Boulder Running Company Cycling Team	Lafayette	4	Riders Results
SW 4	11	11	39:51.398	Katie	Harrer	Naked Women's Racing	DENVER	4	Riders Results
SW 4	12	12	39:55.515	Geneva	Templeton	PSIMET/Zilla Racing	Littleton	4	Riders Results
SW 4	13	13	40:01.347	Nadezhda	Mitelman	Unattached	Arvada	4	Riders Results
SW 4	14	14	40:03.363	Anna	Levine	Boulder Running Company Cycling Team	Longmont	4	Riders Results
SW 4	15	15	40:41.078	Savannah	Adams	Front Rangers Cycling Club	DENVER	4	Riders Results
SW 4	16	16	42:20.324	Jennifer	Lausen	Twin Peaks Racing	GOLDEN	4	Riders Results
SW 4	17	17	42:23.782	Molly	Meehan	The Cyclist-Lawyer.com	LAKEWOOD	4	Riders Results
SW 4	18	18	43:22.689	Rachel	Seeger	The Cyclist-Lawyer.com	Denver	4	Riders Results
SW 4	19	19	43:22.720	Pamela	Sponholtz	PSIMET/Zilla Racing	Wheat Ridge	4	Riders Results
SW 4	20	20	43:22.781	Tiina	Pajulampi	Primal/McDonald Audi Women's Racing	Denver	4	Riders Results
SW 4	---	DNF	DNF	Elizabeth	Donahue	PSIMET/Zilla Racing	Centennial	4	Riders Results
SW 4	---	DNF	DNF	Kate	Allen	PSIMET/Zilla Racing	Littleton	4	Riders Results
SW 4	---	DNF	DNF	Emily	Zinn	Naked Women's Racing	BOULDER	4	Riders Results
SM 65+	1	1	42:26.615	Michael	Raber	Green Mountain Sports Velo	Evergreen	3	Riders Results
SM 65+	2	2	42:26.744	William	Mackay	Unattached		5	Riders Results
SM 65+	3	3	42:27.316	Stephen	Bennett	ColoBikeLaw.com	Littleton	3	Riders Results
SM 65+	4	4	42:27.426	Philip	Coons	Green Mountain Sports Velo	HIGHLANDS RANCH	3	Riders Results
SM 65+	5	5	42:27.945	Donald	Haywood	Local Velo	Fort Collins	3	Riders Results
SM 65+	6	6	42:47.302	Alan	Boisvert	COBRAS	LITTLETON	4	Riders Results
SM 65+	7	7	43:12.334	Bob	Connelly	Green Mountain Sports Velo	Denver	4	Riders Results
SM 65+	---	DNF	DNF	Mark	Noble	Unattached	Colorado Springs	5	Riders Results
SM 65+	---	DNF	DNF	Pete	Fairman	Unattached		5	Riders Results
SW 55+	1	1	42:20.157	Sandra	North	Blue Sky Velo	Berthoud	4	Riders Results

SW 55+	2	2	42:20.723	Kristine	Johnson	DNA Cycling-UT	LARKSPUR	4	Riders Results
SW 55+	3	3	43:22.749	Martha	Iverson	Durango Wheel Club	Durango	3	Riders Results
SW 55+	4	4	43:22.812	Ruth	Alexander	RealD-Amgen	Fort Collins	4	Riders Results
SM 45+_4	1	1	45:15.571	John	Goss	Prestige Imports / ZumXR	Littleton	4	Riders Results
SM 45+_4	2	2	45:19.817	Bennett	Hug	ColoBikeLaw.com	HIGHLANDS RANCH	4	Riders Results
SM 45+_4	3	3	45:19.970	Jeff	Fithian	RealD-Amgen	BOULDER	4	Riders Results
SM 45+_4	4	4	45:20.007	Henry	Eberhardt	Team Body Sync	SUPERIOR	4	Riders Results
SM 45+_4	5	5	45:20.077	Jay	Burgess	RealD-Amgen	Boulder	4	Riders Results
SM 45+_4	6	6	45:20.981	Dean	Stathopoulos	Racer X Cycling p/b Old School Industries	HIGHLANDS RANCH	4	Riders Results
SM 45+_4	7	7	45:21.194	Robert	Dwyer	ColoBikeLaw.com	Denver	4	Riders Results
SM 45+_4	8	8	45:21.955	Michael	Howells	Racer X Cycling p/b Old School Industries	Aurora	5	Riders Results
SM 45+_4	9	9	45:22.323	Michael	Goodwin	Unattached	PUEBLO	4	Riders Results
SM 45+_4	10	10	45:23.425	Darryl	Sigman	VOLO Cycling p/b RMSS	Highlands Ranch	4	Riders Results
SM 45+_4	11	11	45:25.236	Murray S.	Willis	Altitude Cycling	LAKEWOOD	4	Riders Results
SM 45+_4	12	12	45:27.074	Philippe	Capraro	Altitude Cycling	Denver	4	Riders Results
SM 45+_4	13	13	45:30.848	Bill	Ketterer	Unattached		4	Riders Results
SM 45+_4	14	14	45:31.255	Todd	McCallum	Groove Subaru-Alpha Bicycle Co	Littleton	4	Riders Results
SM 45+_4	15	15	45:34.532	Mark	Donald	Altitude Cycling	BROOMFIELD	4	Riders Results
SM 45+_4	16	16	47:14.830	Nick	Slenkovich	Altitude Cycling	Littleton	4	Riders Results
SM 45+_4	17	17	48:29.772	Jim	Castagneri	Black Sheep Jr. Cycling	Littleton	4	Riders Results
SM 45+_4	18	18	48:29.805	Pete	Schmidtman	Black Sheep Jr. Cycling	Nederland	5	Riders Results
SM 45+_4	19	19	48:29.839	David	Cropp	First City Cycling Team	FORT COLLINS	4	Riders Results
SM 45+_4	20	20	48:29.871	Steve	Harris	ColoBikeLaw.com	Elizabeth	4	Riders Results
SM 45+_4	21	21	51:04.780	Frank	Scavuzzo	Altitude Cycling	Parker	4	Riders Results
SM 45+_4	22	22	51:12.681	Robert	Zedaker	Primal Wear - McDonald-Audi	Centennial	4	Riders Results
SM 45+_4	---	DNF	DNF	William	Coffee	Boulder Running Company Cycling Team	LOUISVILLE	4	Riders Results
SM 45+_4	---	DNF	DNF	Shawn	Gillis	Amicas Pizza/Absolute Bikes	Salida	4	Riders Results
SM 45+_4	---	DNF	DNF	Richard	Chamberlin	Blue Sky Velo	WESTMINSTER	4	Riders Results
SM 35+_3	1	1	50:42.442	John	Fallon	Great Divide Brewing Company	Denver	3	Riders Results
SM 35+_3	2	2	50:43.185	Jack	Jefferies	Unattached	Avon	3	Riders Results
SM 35+_3	3	3	50:43.433	Clay	Anselmo	Racer X Cycling p/b Old School Industries	Elizabeth	3	Riders Results

SM 35+_3	4	4	50:43.579	Juan	Gutierrez	Local Velo	Denver	3	Riders Results
SM 35+_3	5	5	50:45.626	Broc	Thompson	PSIMET/Zilla Racing	ARVADA	3	Riders Results
SM 35+_3	6	6	50:45.855	Jonah	Adley	GS Boulder - Studio One Dental- Organic India	BOULDER	3	Riders Results
SM 35+_3	7	7	50:46.446	Nard	Moseley	KingRacingGroup	Dallas	3	Riders Results
SM 35+_3	8	8	50:47.076	John	Guala	PSIMET/Zilla Racing	WESTMINSTER	3	Riders Results
SM 35+_3	9	9	50:48.990	Ken	Jones	Pactimo	Boulder	3	Riders Results
SM 35+_3	10	10	50:50.184	Brian	Friend	Primal Wear - McDonald-Audi	PARKER	3	Riders Results
SM 35+_3	11	11	52:27.648	Jason	Glenn	VOLO Cycling p/b RMSS	LITTLETON	3	Riders Results
SM 35+_3	---	DNF	DNF	Daniel	Ebner	PSIMET/Zilla Racing	CASTLE ROCK	3	Riders Results
SM 35+_3	---	DNF	DNF	Dane	Emde	Team Rio Grande	Fort Collins	3	Riders Results
SM 35+_3	---	DNF	DNF	Ryan	Kerin	Unattached	Dillon	3	Riders Results
SM 35+_3	---	DNF	DNF	Scott	Meadows	Louisville Cyclery	ERIE	3	Riders Results
SM 35+_3	---	DNF	DNF	Scott	Konnagan	RealD-Amgen	Colorado Springs	3	Riders Results
SM 35+_3	---	DNF	DNF	Richard	Light	Natural Grocers Cycling Team	NIWOT	3	Riders Results
SM 35+_3	---	DNF	DNF	John	Sterner	Primal Wear - McDonald-Audi	Castle Rock	3	Riders Results
SM 35+_3	---	DNF	DNF	Bryce	Wemple	Team Rio Grande	FORT COLLINS	3	Riders Results
SM 35+_1,2	1	1	50:54.338	Phil	Gronniger	Groove Subaru-Alpha Bicycle Co	Castle Rock	1	Riders Results
SM 35+_1,2	2	2	50:56.934	Byron	Nix	Groove Subaru-Alpha Bicycle Co	Centennial	2	Riders Results
SM 35+_1,2	3	3	50:57.519	Michael	Gibson	Boulder Orthopedics	Denver	1	Riders Results
SM 35+_1,2	4	4	50:57.616	Matt	Gates	Rocky Mountain Cancer Centers Cycling Team	LYONS	1	Riders Results
SM 35+_1,2	5	5	50:57.697	Carlos	Casali	Groove Subaru-Alpha Bicycle Co	GOLDEN	1	Riders Results
SM 35+_1,2	6	6	50:58.404	Matthew	Segur	Rocky Mountain Cancer Centers Cycling Team	GOLDEN	2	Riders Results
SM 35+_1,2	7	7	50:58.449	CJ	Gauss	Rocky Mountain Cancer Centers Cycling Team	BOULDER	2	Riders Results
SM 35+_1,2	8	8	50:59.750	Matt	Charity	Steamboat Velo p/b Moots	STEAMBOAT SPRINGS	2	Riders Results
SM 35+_1,2	9	9	50:59.878	John	Barclay	Rally Sport Cycling Team	BOULDER	2	Riders Results
SM 35+_1,2	10	10	51:00.592	William "Tripp"	Wall	Natural Grocers Cycling Team	Denver	2	Riders Results
SM 35+_1,2	11	11	51:01.613	Walter	Durrer	Peloton - Specialized Cycling Team	Loveland	2	Riders Results
SM 35+_1,2	12	12	51:40.090	Thomas	Fiorillo	VOLO Cycling p/b RMSS	Denver	2	Riders Results
SM 35+_1,2	13	13	53:13.996	Eric	Jones	Rally Sport Cycling Team	Boulder	2	Riders Results
SM 35+_1,2	14	14	53:14.139	Raik	Huster	CP Racing Team	CENTENNIAL	2	Riders Results
SM 35+_1,2	---	DNF	DNF	Michael	Catterall	Pedal p/b Cannondale Development Team	GOLDEN	2	Riders Results

SM 35+_1,2	---	DNF	DNF	Christopher Doyle		Unattached	Vail	1	Riders Results
SM 35+_1,2	---	DNF	DNF	Mike Inglis		Whole Foods Market Giordana Scott Sports	LAKEWOOD	2	Riders Results
SM 35+_1,2	---	DNF	DNF	Benjamin Miller		First City Cycling Team	FORT COLLINS	3	Riders Results
SM 45+_1,2,3	1	1	43:59.839	Sherman Towsley		Rally Sport Cycling Team	HIGHLANDS RANCH	2	Riders Results
SM 45+_1,2,3	2	2	44:00.232	Matthew Gibble		Sonic Boom Racing	BROOMFIELD	2	Riders Results
SM 45+_1,2,3	3	3	44:00.317	Craig Hofer		Boulder Orthopedics	KITREDGE	1	Riders Results
SM 45+_1,2,3	4	4	44:00.358	John Fallon		Great Divide Brewing Company	Denver	3	Riders Results
SM 45+_1,2,3	5	5	44:01.258	Danny Suter		Rally Sport Cycling Team	BOULDER	2	Riders Results
SM 45+_1,2,3	6	6	44:01.648	Jeff Hoobler		Rally Sport Cycling Team	Boulder	3	Riders Results
SM 45+_1,2,3	7	7	44:01.934	Robert Sonora		Colavita Racing Inc.	Durango	2	Riders Results
SM 45+_1,2,3	8	8	44:02.671	Ron Bollenberghe		Cadieux Bicycle Club	Colorado Springs	3	Riders Results
SM 45+_1,2,3	9	9	44:02.728	Karl Kiestler		Great Divide Brewing Company	DENVER	1	Riders Results
SM 45+_1,2,3	10	10	44:03.498	Rick Suer		Natural Grocers Cycling Team	Golden	3	Riders Results
SM 45+_1,2,3	11	11	44:05.058	Mike Inglis		Whole Foods Market Giordana Scott Sports	LAKEWOOD	2	Riders Results
SM 45+_1,2,3	12	12	44:10.264	William Soden		Great Divide Brewing Company	Denver	2	Riders Results
SM 45+_1,2,3	13	13	44:10.626	Chris Law		CP Racing Team	Colorado Springs	3	Riders Results
SM 45+_1,2,3	14	14	44:29.826	Byron Nix		Groove Subaru-Alpha Bicycle Co	Centennial	2	Riders Results
SM 45+_1,2,3	15	15	44:29.866	Jim Dickerson		Great Divide Brewing Company	FORT COLLINS	2	Riders Results
SM 45+_1,2,3	16	16	45:34.215	Steve Presta		Altitude Cycling	Centennial	3	Riders Results
SM 45+_1,2,3	17	17	47:28.144	Derrick Nickel		Boulder Orthopedics	Denver	1	Riders Results
SM 45+_1,2,3	18	18	47:28.191	Robert Carr		Pikes Peak Velo	Colorado Springs	2	Riders Results
SM 45+_1,2,3	---	DNF	DNF	Chris Klemick		Unattached	BOULDER	3	Riders Results
SM 45+_1,2,3	---	DNF	DNF	Richard Light		Natural Grocers Cycling Team	NIWOT	3	Riders Results
SM 45+_1,2,3	---	DNF	DNF	William Kraemer		Team Rio Grande	FORT COLLINS	3	Riders Results
SM 45+_1,2,3	---	DNF	DNF	Broc Thompson		PSIMET/Zilla Racing	ARVADA	3	Riders Results
SW Pro-1-2	1	1	42:59.563	Gwen Inglis		Team Kenda presented by RACC/ Team Kenda	Lakewood	1	Riders Results
SW Pro-1-2	2	2	42:59.679	Amy Dombroski		Young Telenet Fidea Cycling Team	Boulder	1	Riders Results
SW Pro-1-2	3	3	42:59.795	Nicole Duke		Natural Grocers Cycling Team	Boulder	2	Riders Results
SW Pro-1-2	4	4	42:59.872	Julie Emmerman		Rally Sport Cycling Team	Boulder	1	Riders Results
SW Pro-1-2	5	5	43:00.028	Molly Van Rheen		Primal/McDonald Audi Women's Racing	DENVER	2	Riders Results
SW Pro-1-2	6	6	43:00.153	Lucy Conklin		GS Boulder - Studio One Dental- Organic India	Boulder	2	Riders Results
SW Pro-1-									Riders Results

2	7	7	43:00.354	Amy	Charity	Vanderkitten	Steamboat Springs	1	Results
SW Pro-1-2	8	8	43:00.589	Shellane	Fancher	Primal/McDonald Audi Women's Racing	Littleton	2	Riders Results
SW Pro-1-2	9	9	43:01.885	Irena	Ossola	Unattached		2	Riders Results
SW Pro-1-2	10	10	43:35.644	Rebecca	Balboni	ExergyTWENTY12	Durango	3	Riders Results
SW Pro-1-2	11	11	43:36.931	Andrea	Koenig	PSIMET/Zilla Racing	Denver	2	Riders Results
SW Pro-1-2	12	12	43:37.126	Dana	Shinn	GS Boulder - Studio One Dental-Organic India	Durango	2	Riders Results
SW Pro-1-2	---	DNF	DNF	Amity	Elliot	Unattached		2	Riders Results
SW Pro-1-2	---	DNF	DNF	Heather	McWilliams Mierzejewski	Boulder Orthopedics	LOUISVILLE	2	Riders Results

Our Fantastic Sponsors - Thank You!





Copyright © 2012 [Bicycle Racing](#) Association of Colorado. All Rights Reserved.
[Web Design & Development by Insight Designs and Northstream Enterprises, LLC](#)



PIKES PEAK HILL CLIMB

RACE RESULTS

Rk	N°	Rider	Class	Team	City	State	Time
JUNIOR MEN 13-18							
1	90	Bobo, Landry	JM 13-18	Front Rangers Junior Cycling	COLORADO SPRINGS	CO	1:36:21.473
2	94	McBride, Connor	JM 13-18		COLORADO SPRINGS	CO	1:39:04.750
3	91	Schroeder, Joshua	JM 13-18	International Christian Cycling Club	LAKEWOOD	CO	1:45:43.079
4	92	Thompson, Jonah	JM 13-18	High Desert Bicycles Team	ALBUQUERQUE	NM	1:46:00.229
SENIOR MEN CAT 3							
1	31	Babiracki, Brandon	SM 3	CP Racing	COLORADO SPRINGS	CO	1:19:47.478
2	30	Babcock, John	SM 3		ARVADA	CO	1:22:22.087
3	33	Tomasello, Stefano	SM 3		ADDISON	IL	1:23:51.258
4	32	Sweeney, Thomas	SM 3		FORT COLLINS	CO	1:24:44.650
5	34	Heiss, John	SM 3		LOS ANGELES	CA	1:39:42.753
SENIOR MEN 35+ CAT 3							
1	45	Burke, Chris	SM 35+ 3	Real D-Amgen Masters Cycling	LONGMONT	CO	1:27:22.912
2	49	Kingrey, Shawn	SM 35+ 3	Team Body Sync	PUEBLO	CO	1:27:48.011
3	46	Adley, Jonah	SM 35+ 3	GS Boulder/Studio 1 Dental/Organic Ind	BOULDER	CO	1:28:26.504
4	43	Porter, Kevin	SM 35+ 3	CP Racing	COLORADO SPRINGS	CO	1:31:45.988
5	40	Konnagan, Scott	SM 35+ 3	Real D-Amgen Masters Cycling	COLORADO SPRINGS	CO	1:34:26.628
6	47	McGee, Chris	SM 35+ 3	Prestige Imports/ZUMXR	GOLDEN	CO	1:37:20.669
7	48	Sparks, Andy	SM 35+ 3		COLORADO SPRINGS	CA	2:17:24.891
8	42	Peterson, John	SM 35+ 3	White Mountain Road Club	PHOENIX	AZ	2:33:05.826
SENIOR MEN 35+ CAT4							
1	215	Engelhardt, Mike	SM 35+ 4	Roadrunner Cycling Club	LOS ALAMOS	NM	1:24:15.765
2	220	Klingsporn, Geoff	SM 35+ 4	Salvagetti/Happy Coffee Cyclocross	DENVER	CO	1:39:18.800
3	219	Jorgensen, Mark	SM 35+ 4	Summit Cycling Club/Summit	CHERRY HILL	NJ	1:45:40.562
4	218	jocz, eric	SM 35+ 4		COLORADO SPRINGS	CO	1:51:10.634
5	217	Hanson, Jason	SM 35+ 4	FASTER Performance Center	FLORENCE	AZ	1:56:17.202



PIKES PEAK HILL CLIMB

RACE RESULTS

SENIOR MEN CAT 4

1	200 DeGraw, Arthur	SM 4	Bikeman.com	FLAGSTAFF	AZ	1:17:24.892
2	206 Whipple, Danny	SM 4			CO	1:23:46.169
3	201 Gregg, Eric	SM 4	Twin Peaks CyclingInc/Twin Peaks Racing	GREELEY	CO	1:30:12.234
4	202 Guala, John	SM 4	PSIMET/Zilla Racing	WESTMINSTER	CO	1:32:51.322
5	207 Zipler, Brian	SM 4	Cafe Velo		CO	1:33:20.673
6	204 Sloan, Adam	SM 4	Rocky Mountain Road Club	DENVER	CO	1:34:22.969
7	203 Livingston, Connor	SM 4	ColoBikeLaw.com	CENTENNIAL	CO	1:40:22.311
8	205 Thompson, Mark	SM 4	High Desert Bicycles Team	ALBUQUERQUE	NM	1:48:24.923

SENIOR MEN 45+ CAT 4

1	233 sullivan, patrick	SM 45+ 4	International Christian Cycling Club	BAILEY	CO	1:33:34.743
2	230 Deigert, Chris	SM 45+ 4		FT. COLLINS	CO	1:34:02.656
3	239 Winebaum, Jake	SM 45+ 4				1:35:22.242
4	234 Tucker, Brad	SM 45+ 4	ColoBikeLaw.com	BOW MAR	CO	1:37:49.140
5	232 Mason, Jim	SM 45+ 4	International Christian Cycling Club/IC	CENTENNIAL	CO	1:39:34.244
6	231 Hibbitts, Frank	SM 45+ 4		COLORADO SPRINGS	CO	1:43:26.826
7	240 Johnson, David	SM 45+ 4				1:45:49.857
8	236 Williams, David	SM 45+ 4	ColoBikeLaw.com	LITTLETON	CO	1:45:55.152
9	241 Schneider, Bradley	SM 45+ 4	Pikes Peak Velo		CO	1:51:17.531
10	237 Willis, Murray S.	SM 45+ 4	Altitude Cycling	LAKEWOOD	CO	1:53:33.402
11	235 Whitney, Michael	SM 45+ 4	Team Body Sync	HIGHLANDS RANCH	CO	1:55:43.849

SENIOR MEN 45+ CAT 1-2-3

1	22 Monson, Andrew	SM 45+1-2-3	Real D-Amgen Masters Cycling	GOLDEN	CO	1:26:01.099
2	21 Jensen, Jeff	SM 45+1-2-3		MONUMENT	CO	1:29:03.380
3	20 Binkowski, David	SM 45+1-2-3		DENVER	CO	1:30:55.258
4	23 Morrissey, patrick	SM 45+1-2-3	Team Cross (TCNM)	BOULDER	CO	1:57:32.460



PIKES PEAK HILL CLIMB

RACE RESULTS

SENIOR MEN CAT 5

1	262 Knoll, Christopher	SM 5	Epic Sports	MINOT	ND	1:21:46.007
2	254 Creel, Ricardo	SM 5	Boston College	COLORADO SPRINGS	CO	1:22:17.919
3	253 Creel, Luis	SM 5		COLORADO SPRINGS	CO	1:24:38.592
4	282 Wedsworth, Evan	SM 5		COLORADO SPRINGS	CO	1:28:57.381
5	286 Haubot, Michael	SM 5		COLORADO SPRINGS	CO	1:30:52.683
6	272 Patterson, Scott	SM 5		MANITOU SPRINGS	CO	1:32:04.797
7	264 Lehtonen, Michael	SM 5	Lehigh Wheelmen Assoc	ALLENTOWN	PA	1:32:06.720
8	263 Krzanowsky, Peter	SM 5		EVERGREEN	CO	1:34:09.098
9	259 Heidelberg, Jim	SM 5		COLORADO SPRINGS	CO	1:34:54.299
10	252 Bobo, Monty	SM 5	Cafe Velo	COLORADO SPRINGS	CO	1:35:37.908
11	276 Pucket, David	SM 5		ULYSSES	KS	1:37:38.599
12	267 Masek, Nathan	SM 5	High Desert Bicycles Team	ALBUQUERQUE	NM	1:38:54.399
13	290 Toodan, Danny	SM 5				1:41:23.907
14	250 Arnold, Dennis	SM 5		BOULDER	CO	1:41:43.852
15	255 Creel, Ricardo	SM 5		COLORADO SPRINGS	CO	1:42:23.016
16	278 Stein, Daniel	SM 5		PIEDMONT	CA	1:42:27.957
17	279 Steward, John	SM 5		BRONXVILLE	NY	1:42:36.510
18	277 Shanks, Cooper	SM 5		ALAMOSA	CO	1:43:40.840
19	287 DeVrin, Frank	SM 5				1:45:11.229
20	260 Hull, Alec	SM 5		LA HABRA HEIGHTS	CA	1:45:37.612
21	265 Lidster, Laird	SM 5		DUNSEITH	ND	1:46:58.132
22	256 Dikos, John	SM 5		WHEAT RIDGE	CO	1:46:58.166
23	283 Oelrichs, Greg	SM 5		Denver	CO	1:49:31.528
24	258 Gunty, Doug	SM 5		COLORADO SPRINGSCOLOR	CO	1:51:58.787
25	257 Evans, Stuart	SM 5		Englewood	CO	1:52:22.200
26	251 Blixt, Jeff	SM 5		COLORADO SPRINGS	CO	1:55:07.597
27	289 Macaizio, Andres	SM 5				1:55:22.131
28	275 prado, donnie	SM 5		CEDAR PARK	TX	1:58:11.358
29	288 Lindsay, Ramel	SM 5				1:58:59.304
30	270 Nauman, Andrew	SM 5		BROOMFIELD	CO	1:59:21.527
31	268 McFadden, Brian	SM 5		COLORADO SPRINGS	CO	2:00:26.462
32	285 Bedard, Andy	SM 5		Arvada	CO	2:01:53.332
33	284 Hurly, Jon	SM 5		COLORADO SPRINGS	CO	2:09:39.349
34	274 Peters, Larry	SM 5		DECATUR	GA	2:13:42.485
35	266 Lopez, Bryce	SM 5		LITTLETON	CO	2:14:28.806
36	269 Mertz, Bryan	SM 5		COLORADO SPRINGS	CO	2:15:38.715
37	281 Tonsits, Peter	SM 5		COLORADO SPRINGS	CO	2:31:27.601



PIKES PEAK HILL CLIMB

RACE RESULTS

SENIOR MEN 55+

1	405 Mobus, Rip	SM 55+	Great Divide Brewing Company	DENVER	CO	1:28:26.736
2	409 Rome, Jerry	SM 55+	Local Velo	DENVER	CO	1:36:35.765
3	401 Hawkins, Barry	SM 55+		CASTLE ROCK	CO	1:41:10.016
4	407 Rice, David	SM 55+	Sport Systems Mountaintop Cycling	ALBUQUERQUE	NM	1:45:21.186
5	410 Terrell, Scott	SM 55+		GOLDEN	CO	1:49:11.840
6	411 Thomas, Jeffrey	SM 55+	Pikes Peak Velo	COLORADO SPRINGS	CO	1:53:02.970
7	400 bleskan, tom	SM 55+		CARBONDALE	CO	2:00:13.950
8	403 Johnson, Michael	SM 55+		MALIBU	CA	2:05:35.531
9	408 Roetman, Ray	SM 55+	International Christian Cycling Club	HIGHLANDS RANCH	CO	2:13:16.809
10	406 Murray, Robert	SM 55+		SEATTLE	WA	2:19:16.466

SENIOR MEN 65+

1	425 Chamberlin, Ed	SM 65+	LTR Sports	GRAND JUNCTION	CO	1:41:45.388
2	431 Leopoldt, Gerd	SM 65+		GRAND JUNCTION	CO	1:46:46.550
3	427 Connelly, Bob	SM 65+	Green Mountain Sports Velo	DENVER	CO	1:47:52.569
4	433 Perez, Charles	SM 65+	Green Mountain Sports Velo	ENGLEWOOD	CO	1:48:44.536
5	432 Noble, Mark	SM 65+		COLORADO SPRINGS	CO	2:08:17.127
6	430 Haywood, Donald	SM 65+	Local Velo	FORT COLLINS	CO	2:16:31.415
7	429 gerard, roger	SM 65+		ARVADA	CO	2:19:48.438
8	428 Francis, Peter	SM 65+	COBRAS	DENVER	CO	2:19:55.386

SENIOR MEN PRO 1-2

1	1 Popowski, LeRoy	SM P-1-2	juwi-Slipstream	COLORADO SPRINGS	CO	1:11:06.437
2	26 Carr, Chris	SM P-1-2				1:11:33.643
3	13 Kelly, Rory	SM P-1-2	Simple Racing	BOULDER	CO	1:11:33.831
4	11 taylor, kip	SM P-1-2	Sport Systems Mountaintop Cycling	ALBUQUERQUE	NM	1:14:18.388
5	6 Ferrara, Fortunato	SM P-1-2	Sport Systems Mountaintop Cycling	LOSALAMOS	NM	1:15:15.000
6	4 Aasmundstad, Mark	SM P-1-2	White Mountain Road Club	FLAGSTAFF	AZ	1:15:33.225
7	5 Feldman, Clayton	SM P-1-2		COLORADO SPRINGS	CO	1:16:26.441
8	16 Ruckman, Greg	SM P-1-2	Excel Sports Boulder	BRECKENRIDGE	CO	1:17:39.720
9	3 Pimm, Mike	SM P-1-2	Racer X Cycling	LITTLETON	CO	1:18:15.842
10	17 Zavislan, Stefan	SM P-1-2	US Air Force Academy		CO	1:19:54.017
11	2 Petrowski, Joseph	SM P-1-2	Primal Wear - McDonald-Audi	LITTLETON	CO	1:20:25.062
12	15 Sammulij, Eric	SM P-1-2	Big Orange Cycling	ESCONDIDO	CA	1:20:45.279
13	25 Riveros, Hector	SM P-1-2				1:21:29.892
14	19 Cavner, Jonathan	SM P-1-2	CP Racing		CO	1:21:40.863
15	8 Hamilton, Erik	SM P-1-2	Natural Grocers Cycling Team	BOULDER	CO	1:23:03.856
16	7 Gronniger, Phillip	SM P-1-2	Groove Subaru-Alpha Bicycle Co	CASTLE ROCK	CO	1:25:30.124
17	12 Vasquez, Marco	SM P-1-2	Groove Subaru-Alpha Bicycle Co	CASTLE ROCK	CO	1:26:11.660
18	10 Miller, Drew	SM P-1-2	White Mountain Road Club	FLAGSTAFF	AZ	1:27:06.062
19	14 Brenner, Joseph	SM P-1-2		COLORADO SPRINGS	CO	1:32:55.644



PIKES PEAK HILL CLIMB

RACE RESULTS

SENIOR WOMEN CAT 3

1	61 Tupper, Kendra	SW 3	GS Boulder/Studio 1 Dental/Organic Indi	BOULDER	CO	1:51:02.074
2	60 Graves, Tiffany	SW 3		GOLDEN	CO	1:59:12.321

SENIOR WOMEN CAT 4

1	65 Clark, Courtney	SW 4		BOULDER	CO	1:41:48.503
2	72 Langdon, Melissa	SW 4	Naked Women's Racing	ARVADA	CO	1:46:39.977
3	74 Westergard, Melissa	SW 4	ColoBikeLaw.com	DENVER	CO	1:46:48.487
4	70 Harrer, Katie	SW 4	Naked Women's Racing	DENVER	CO	1:51:17.789
5	73 Thomas, Jane	SW 4	Pikes Peak Velo	COLORADO SPRINGS	CO	2:00:47.651
6	71 Hoevel, Laura	SW 4	Team Body Sync	PUEBLO	CO	2:04:05.547

SENIOR WOMEN 45+

1	82 Rice, Susan	SW 45+	Sport Systems Mountaintop Cycling	ALBUQUERQUE	NM	1:52:07.464
2	81 Judson, Kathryn	SW 45+	Green Mountain Sports Velo	BOULDER	CO	1:58:15.754
3	83 Bynum, Lauren	SW 45+		COLORADO SPRINGS	CO	2:02:40.905
4	80 Goodloe, Marilyn	SW 45+		COLORADO SPRINGS	CO	2:15:59.109

SENIOR WOMEN 55+

1	85 Fritchen, Cathy	SW 55+		SEATTLE	WA	2:03:18.328
2	86 Lyons, Julie	SW 55+	COBRAS	GREENWOOD VILLAGE	CO	2:08:37.970
3	87 Pimm, Catherine	SW 55+		LITTLETON	CO	2:25:51.518

SENIOR WOMEN PRO 1-2

1	52 Tumminello, Lisa	SW P-1-2	Steamboat Velo	STEAMBOAT SPRINGS	CO	1:35:45.551
2	51 Stokes, Sue	SW P-1-2	Team Primal Racing/Primal/McDonald Aud	BRECKENRIDGE	CO	1:36:04.430
3	67 Fox, Sydney	SW P-1-2		DILLON	CO	1:40:22.769
4	50 Koenig, Andrea	SW P-1-2	PSIMET/Zilla Racing	DENVER	CO	1:56:35.581




[Login](#): USAC Number Password?

[Go](#)

[Home](#) [Events](#) [Race Results](#) [Info](#) [And Forms](#) [Board of Directors](#) [Contacts](#)

BRAC Programs

In-Kind Support Provided By:



THOMSON®



alphagraphics®

Arvada • Downtown Denver • Golden



PORSCHE | AUDI



- Our Sponsors
- Member Businesses & Benefits
- Events Directed by BRAC
- The Junior Development Program
- Women's Programs
- Colorado State Championships
- Colorado Track Cup
- Colorado Cross Cup - Racer Competition
- Colorado Cross Cup - Team Competition
- Rocky Mtn Road Cup - Racer Competition
- Rocky Mtn Road Cup - Team Competition
- Upgrade Points
- Advertising & Newsletters



Your team's operating system



BRAC Road Results

Year: Event: Race Group:

Race [flyer](#) can be found [here](#).

Filter Results:

Group	Place	Finished	Time	First	Last	Team	City	Cat	Note	Rider Results
SM Pro-1-2	1	1	2:29:29.335	Riley	Majeune-Fagan	Metromint Cycling	Golden	2		Riders Results
SM Pro-1-2	2	2	2:29:29.801	Rory	Kelly	Denver Fit Loft	BOULDER	1		Riders Results
SM Pro-1-2	3	3	2:29:36.334	Benjamin	Blaugrund	Juwi Solar Cycling	Boulder	1		Riders Results
SM Pro-1-2	4	4	2:30:14.202	Ben	Berden	Unattached		2		Riders Results
SM Pro-1-2	5	5	2:30:14.296	Brett	Peters	Sonic Boom Racing	Boulder	2		Riders Results
SM Pro-1-2	6	6	2:30:16.045	Robin	Eckmann	California Giant Berry Farms/Specialized	Boulder	1		Riders Results
SM Pro-1-2	7	7	2:30:16.888	Christopher	Carr	Denver Fit Loft	GOLDEN	1		Riders Results
SM Pro-1-2	8	8	2:31:15.081	Camilo	Zambrano	Sonic Boom Racing	BOULDER	1		Riders Results
SM Pro-1-2	9	9	2:31:15.442	Joseph	Petrowski	Primal Wear - McDonald-Audi	LITTLETON	2		Riders Results
SM Pro-1-2	10	10	2:31:18.867	Kevin	Nicol	Natural Grocers Cycling Team	Lafayette	1		Riders Results
SM Pro-1-2	11	11	2:31:20.306	Jacob	Rosenbarger	Unattached	Boulder	1		Riders Results
SM Pro-1-										Riders Results

2	12	12	2:31:38.174	William	Buick	Natural Grocers Cycling Team	BOULDER	2	Results
SM Pro-1-2	13	13	2:31:38.247	Yannick	Eckmann	California Giant Cycling	Boulder	1	Riders Results
SM Pro-1-2	14	14	2:31:45.552	Steven	Davis	Unattached		2	Riders Results
SM Pro-1-2	15	15	2:32:01.583	Jon	Moro	Unattached	BOULDER	2	Riders Results
SM Pro-1-2	16	16	2:39:03.277	Nate	Taggatz	First City Cycling Team	FORT COLLINS	2	Riders Results
SM Pro-1-2	17	17	2:40:50.670	Eric	Steele	Sonic Boom Racing	Broomfield	2	Riders Results
SM Pro-1-2	18	18	2:43:42.848	Andrew	Clemence	Unattached		2	Riders Results
SM Pro-1-2	19	19	2:43:54.276	Drew	Christopher	Primal Wear - McDonald-Audi	WHEAT RIDGE	1	Riders Results
SM Pro-1-2	20	20	2:43:55.305	Andrew	Hemesath	Primal Wear - McDonald-Audi	Golden	2	Riders Results
SM Pro-1-2	21	21	2:43:56.573	Brian	Firle	Denver Fit Loft	BOULDER	2	Riders Results
SM Pro-1-2	22	22	2:43:56.759	David	Kessler	Holowesko- Felt- Garmin	Littleton	2	Riders Results
SM Pro-1-2	23	23	2:44:01.835	Brian	Lehman	Denver Fit Loft	Denver	2	Riders Results
SM Pro-1-2	24	24	2:44:06.871	Robert	Burnett	Primal Wear - McDonald-Audi	Littleton	2	Riders Results
SM Pro-1-2	25	25	2:44:10.878	Luis	Rodriguez	Denver Fit Loft	Denver	2	Riders Results
SM Pro-1-2	26	26	2:45:22.956	Trevor	Connor	Team Rio Grande	Fort Collins	1	Riders Results
SM Pro-1-2	27	27	2:45:22.997	Nicholas	Applegate	Cycleton	Boulder	2	Riders Results
SM Pro-1-2	28	28	2:45:23.036	Aaron	Pool	Team Rio Grande	ASPEN	1	Riders Results
SM Pro-1-2	29	29	2:45:23.163	Lucas	Elms	Pedal p/b Cannondale Development Team	Colorado Springs	2	Riders Results
SM Pro-1-2	30	30	2:45:23.200	Scott	Wall	Denver Fit Loft	Broomfield	2	Riders Results
SM Pro-1-2	31	31	2:45:23.234	Joshua	Smith	Sonic Boom Racing	Erie	2	Riders Results
SM Pro-1-2	---	DNF	DNF	James	Peterman	Sonic Boom Racing	BOULDER	1	Riders Results
SM Pro-1-2	---	DNF	DNF	Ty	Tuttle	Sonic Boom Racing	Boulder	1	Riders Results
SM Pro-1-2	---	DNF	DNF	Todd	Cassan	Century Road Club Assoc	Lafayette	2	Riders Results
SM Pro-1-2	---	DNF	DNF	Nathan	Brown	Unattached	Boulder	3	Riders Results
SM Pro-1-2	---	DNF	DNF	Taylor	Warren	Sonic Boom Racing	LOVELAND	2	Riders Results
SM Pro-1-2	---	DNF	DNF	John	Salskov	TRU Composites/Team RPM/Airpark Bikes	Tempe	1	Riders Results
SM Pro-1-2	---	DNF	DNF	Kit	Recca	Horizon Organic/Panache	Golden	1	Riders Results
SM 3	1	1	1:56:31.544	Matthew	DeAngelis	Primal Wear - McDonald-Audi	Denver	3	Riders Results
SM 3	2	2	1:56:45.813	Robert	Thayer	Sonic Boom Racing	BROOMFIELD	3	Riders Results
SM 3	3	3	1:56:59.023	George	Simpson	Natural Grocers Cycling Team	Fort Collins	3	Riders Results
SM 3	4	4	1:57:00.371	Aaron	Canale	Unattached		3	Riders Results
SM 3	5	5	1:57:00.665	Nicholas	Kempin	Unattached		3	Riders Results

SM 3	6	6	1:57:01.531	David Ross	Primal Wear - McDonald-Audi	DENVER	3	Results Riders Results
SM 3	7	7	1:57:03.597	Andrew Loaiza	RMRC p/b Turin	Denver	3	Results Riders Results
SM 3	8	8	1:57:04.211	Ryan Taylor	Sonic Boom Racing	Broomfield	3	Results Riders Results
SM 3	9	9	1:57:04.910	Carson Christen	Cycleton	Boulder	3	Results Riders Results
SM 3	10	10	1:57:07.122	Gregory Strokes	Unattached	ASPEN	3	Results Riders Results
SM 3	11	11	1:57:07.449	Jake Keener	Fort Collins Cycling Club	FORT COLLINS	3	Results Riders Results
SM 3	12	12	1:57:08.354	John Babcock	Unattached	Arvada	3	Results Riders Results
SM 3	13	13	1:57:08.404	Aaron Hugen	RMRC p/b Turin	LITTLETON	3	Results Riders Results
SM 3	14	14	1:57:09.066	Troy Meeker	Natural Grocers Cycling Team	FRISCO	3	Results Riders Results
SM 3	15	15	1:57:09.836	Ian Nansel	Altitude Cycling	ENGLEWOOD	3	Results Riders Results
SM 3	16	16	1:57:18.503	David Leonard	Natural Grocers Cycling Team	ARVADA	3	Results Riders Results
SM 3	17	17	1:59:17.430	Aaron Bachik	Primal Wear - McDonald-Audi	Denver	3	Results Riders Results
SM 3	18	18	1:59:40.606	Bart Abriol	Sonic Boom Racing	Superior	3	Results Riders Results
SM 3	19	19	2:00:07.397	Adam Jensen	RMRC p/b Turin	Denver	3	Results Riders Results
SM 3	20	20	2:00:07.731	Kelton Manzanares	Horizon Organic/Panache	Niwot	3	Results Riders Results
SM 3	21	21	2:00:35.191	Matthew Eberly	Primal Wear - McDonald-Audi	Aurora	3	Results Riders Results
SM 3	22	22	2:01:33.324	Joseph Teynor	Primal Wear - McDonald-Audi	DENVER	3	Results Riders Results
SM 3	23	23	2:03:19.559	Edwin Supple	Mines Cycling	Littleton	3	Results Riders Results
SM 3	24	24	2:03:33.622	Andrew Fleming	Boulder Junior Cycling	Boulder	4	Results Riders Results
SM 3	25	25	2:03:36.702	Steven Turney	Boulder Junior Cycling	ARVADA	4	Results Riders Results
SM 3	26	26	2:05:09.638	Andrew Wise	Altitude Cycling	Denver	3	Results Riders Results
SM 3	27	27	2:05:53.065	Stewart Gross	Unattached	BOULDER	3	Results Riders Results
SM 3	28	28	2:14:21.534	Robert Wright	BIC/Panache	NIWOT	3	Results Riders Results
SM 3	29	29	2:14:22.012	Randy Ellis	Primal Wear - McDonald-Audi	Arvada	3	Results Riders Results
SM 3	30	30	2:14:22.055	Jacques de Curnou	Boulder Junior Cycling	BOULDER	3	Results Riders Results
SM 3	31	31	2:16:42.805	John Frey	Unattached		3	Results Riders Results
SM 3	32	32	2:16:42.840	Patrick Hill	Primal Wear - McDonald-Audi	Denver	3	Results Riders Results
SM 3	33	33	2:16:43.141	Marco Capraro	Altitude Cycling	Denver	3	Results Riders Results
SM 3	---	DNF	DNF	Zach Van Rheen	Primal Wear - McDonald-Audi	Denver	3	Results Riders Results
SM 3	---	DNF	DNF	Jon Keyzer	First City Cycling Team	FORT COLLINS	3	Results Riders Results
SM 3	---	DNF	DNF	Jeff Jensen	Unattached	Monument	3	Results Riders Results

SM 3	---	DNF	DNF	Kyle	Berlind	Boulder Junior Cycling	DENVER	4	Riders Results
SM 4	1	1	1:32:24.831	Jake	Barker	Steamboat Velo p/b Moots	Steamboat Springs	4	Riders Results
SM 4	2	2	1:32:29.473	Michael	Dunbar	Unattached	LAKEWOOD	4	Riders Results
SM 4	3	3	1:32:37.567	Michael	Nightingale	Boulder Running Company Cycling Team	BOULDER	4	Riders Results
SM 4	4	4	1:33:06.052	Landry	Bobo	Cafe Velo	Colorado Springs	5	Riders Results
SM 4	5	5	1:33:06.456	Aaron	Buechter	Unattached	COLORADO SPRINGS	4	Riders Results
SM 4	6	6	1:33:07.429	Rob	Horn	RMRC p/b Turin	DENVER	4	Riders Results
SM 4	7	7	1:33:07.958	Ti	Hays	RMRC p/b Turin	Denver	4	Riders Results
SM 4	8	8	1:33:08.594	Nick	Cooley	Colorado State University	Ft. Collins	4	Riders Results
SM 4	9	9	1:33:13.783	David	Thompson	RMRC p/b Turin	DENVER	4	Riders Results
SM 4	10	10	1:33:20.081	Matheu	Rodriguez	Altitude Cycling	Aurora	4	Riders Results
SM 4	11	11	1:34:25.336	Joseph	Chiavetta	Colorado State University	Fort Collins	4	Riders Results
SM 4	12	12	1:35:00.257	Brandon	McNellis	Unattached		4	Riders Results
SM 4	13	13	1:35:03.505	Gordon	Towne	GS Panache	Lafayette	4	Riders Results
SM 4	14	14	1:35:31.508	Andrew	Lincoln	Boulder Running Company Cycling Team	Boulder	4	Riders Results
SM 4	15	15	1:35:37.205	Josh	Schroeder	ChristianCyclingCO.com	LAKEWOOD	4	Riders Results
SM 4	16	16	1:35:37.939	Joseph	Wilhelmi	Unattached	COLORADO SPRINGS	4	Riders Results
SM 4	17	17	1:36:06.298	Connor	Livingston	ColoBikeLaw.com	CENTENNIAL	4	Riders Results
SM 4	18	18	1:36:15.504	Luis	Soto	The Cyclist-Lawyer.com	DENVER	4	Riders Results
SM 4	19	19	1:36:55.574	Nick	Gibb	Natural Grocers Cycling Team	Boulder	4	Riders Results
SM 4	20	20	1:37:19.853	Eric	Gregg	Twin Peaks Racing	GREELEY	4	Riders Results
SM 4	21	21	1:37:24.680	Beau	Savage	Colavita Racing	DURANGO	4	Riders Results
SM 4	22	22	1:38:41.225	Aaron (AJ)	Sigman	Black Sheep Jr. Cycling	HIGHLANDS RANCH	4	Riders Results
SM 4	23	23	1:38:47.871	Zack	Morgan	Unattached	Mead	4	Riders Results
SM 4	24	24	1:41:20.148	Douglas	Borg	Primal Wear - McDonald-Audi	Denver	4	Riders Results
SM 4	25	25	1:43:39.824	Dan	Maduff	Primal Wear - McDonald-Audi	Lakewood	4	Riders Results
SM 4	26	26	1:43:52.036	Keith	Elliott	Primal Wear - McDonald-Audi	Boulder	4	Riders Results
SM 4	27	27	1:45:05.406	Samuel	Taylor	Unattached	Lakewood	5	Riders Results
SM 4	28	28	1:46:56.893	David	Remington	Amicas Pizza/Absolute Bikes	Salida	4	Riders Results
SM 4	29	29	1:50:02.393	Sam	Reinish	Primal Wear - McDonald-Audi	Denver	4	Riders Results
SM 4	---	DNF	DNF	Phillip	Kealy	Primal Wear - McDonald-Audi	DENVER	4	Riders Results

[Riders](#)

SM 4	---	DNF	DNF	Cooper	Shanks	Unattached		4	Results
SM 4	---	DNF	DNF	Stuart	Braddock	Primal Wear - McDonald-Audi	DENVER	4	Riders Results
SM 4	---	DNF	DNF	Christian	Levy	Alchemy Bicycle Co./Mad Alchemy	Centennial	4	Riders Results
SM 4	---	DNF	DNF	peter	smith	Unattached		4	Riders Results
SM 4	---	DNF	DNF	Jason	Kiefer	Sports Garage Cycling	Boulder	4	Riders Results
SM 4	---	DNF	DNF	Grant	VanHoose	Unattached		4	Riders Results
SM 35+_ 4	1		1:29:34.192	Matt	Davies	Boulder Cycle Sport	BOULDER	4	Riders Results
SM 35+_ 4	2		1:29:41.011	Josh	Doyle	Local Velo	Denver	4	Riders Results
SM 35+_ 4	3		1:29:46.569	Andre-Paul	Michaud	Durango Wheel Club	Durango	4	Riders Results
SM 35+_ 4	4		1:29:55.525	Stephen	Perkins	Cycleton	DENVER	4	Riders Results
SM 35+_ 4	5		1:30:11.025	Clyde	Wright	RMRC p/b Turin	DENVER	4	Riders Results
SM 35+_ 4	6		1:30:12.057	Glenn	Cratty	Sonic Boom Racing	LOUISVILLE	4	Riders Results
SM 35+_ 4	7		1:30:12.786	Dan	Gray	Team Rocky Mountain Health Plans	Centennial	4	Riders Results
SM 35+_ 4	8		1:30:37.246	Joshua	Sahala	Primal Wear - McDonald-Audi	LOUISVILLE	4	Riders Results
SM 35+_ 4	9		1:31:42.206	Tony	Romagna	Racer X Cycling p/b Old School Industries	Denver	4	Riders Results
SM 35+_ 4	10		1:31:42.292	Maciej	Przewozny	Unattached	HIGHLANDS RANCH	4	Riders Results
SM 35+_ 4	11		1:31:44.301	John	DeRose	RealD-Amgen	BOULDER	4	Riders Results
SM 35+_ 4	12		1:33:24.137	Steven	Morozowich	Durango Wheel Club	Durango	4	Riders Results
SM 35+_ 4	13		1:36:29.745	Tom	O'Malley	Team Rocky Mountain Health Plans	DENVER	4	Riders Results
SM 35+_ 4	14		1:38:20.103	Jeff	Brown	Primal Wear - McDonald-Audi	Highlands Ranch	4	Riders Results
SM 35+_ 4	15		1:39:59.347	Kevin	Bains	RealD-Amgen	Louisville	4	Riders Results
SM 35+_ 4	16		1:40:01.934	Scott	Carlson	Cycleton	Denver	4	Riders Results
SM 35+_ 4	17		1:40:08.761	Devin	McCune	Cycleton	Denver	4	Riders Results
SM 35+_ 4	18		1:40:08.862	Sean	Bender	Alchemist	Denver	4	Riders Results
SM 35+_ 4	19		1:40:09.128	Shawn	Rucks	RealD-Amgen	Boulder	4	Riders Results
SM 35+_ 4	20		1:40:21.391	Eric	Brandt	VOLO Cycling p/b RMSS	LITTLETON	4	Riders Results
SM 35+_ 4	21		1:43:27.515	Alex	Dorgan-Ross	RealD-Amgen	Boulder	4	Riders Results
SM 35+_ 4	22		1:44:10.237	Brent	Olson	RealD-Amgen	CASTLE ROCK	4	Riders Results
SM 35+_ 4	23		1:46:03.112	Michael	Welker	Primal Wear - McDonald-Audi	DENVER	4	Riders Results
SM 35+_ 4	24		1:49:25.848	Brian	Claytor	Cycleton	DENVER	4	Riders Results
SM 35+_ 4	25		1:51:23.895	Jeff	Cox	Team Rocky Mountain Health Plans	Arvada	4	Riders Results
SM 35+_ 4	26		1:51:23.941	Matthew	Schildt	Boulder Running Company Cycling	DENVER	4	Riders Results

						Team		Results
SM 35+_4 27	27	1:51:26.617	Louis Rodriguez			Altitude Cycling	Aurora	4 Riders Results
SM 35+_4 ---	DNF	DNF	Daniel Perkins			Unattached	Denver	4 Riders Results
SM 35+_4 ---	DNF	DNF	Michael Elder			Team Rocky Mountain Health Plans	DENVER	4 Riders Results
SM 35+_4 ---	DNF	DNF	Tim Slowey			Team Rocky Mountain Health Plans	Golden	4 Riders Results
SM 35+_4 ---	DNF	DNF	El Najjar			Sonic Boom Racing	DENVER	4 Riders Results
SM 55+ 1	1	1:11:10.726	Chris Leggere			Rocky Mountain Cancer Centers Cycling Team	Boulder	2 Riders Results
SM 55+ 2	2	1:11:11.254	Jim Dickerson			Great Divide Brewing Company	FORT COLLINS	2 Riders Results
SM 55+ 3	3	1:11:11.681	Steve Matous			Rocky Mountain Cancer Centers Cycling Team	BOULDER	2 Riders Results
SM 55+ 4	4	1:11:14.369	Rip Mobus			Great Divide Brewing Company	Denver	3 Riders Results
SM 55+ 5	5	1:11:17.866	William Kellagher			Rocky Mountain Cancer Centers Cycling Team	BOULDER	2 Riders Results
SM 55+ 6	6	1:11:19.227	Kim Workman			RealD-Amgen	FORT COLLINS	2 Riders Results
SM 55+ 7	7	1:11:21.300	Karl Kiestler			Great Divide Brewing Company	DENVER	1 Riders Results
SM 55+ 8	8	1:12:08.953	Callen Borgias			Unattached	CENTENNIAL	2 Riders Results
SM 55+ 9	9	1:12:21.333	Chris Beaudin			RealD-Amgen	MANITOU SPRINGS	3 Riders Results
SM 55+ 10	10	1:14:40.248	Laurent McLaughlin			RealD-Amgen	NEDERLAND	3 Riders Results
SM 55+ 11	11	1:15:49.903	Dave Sherrer			ColoBikeLaw.com	Loveland	3 Riders Results
SM 55+ 12	12	1:15:57.578	Bruce Dickinson			Unattached		5 Riders Results
SM 55+ 13	13	1:16:46.522	Glen Winkel			Natural Grocers Cycling Team	COLORADO SPRINGS	1 Riders Results
SM 55+ 14	14	1:16:48.801	Phil MacKelvie			Schwab Cycles Racing Team	Denver	4 Riders Results
SM 55+ 15	15	1:17:14.829	Martin Albe			Altitude Cycling	Evergreen	3 Riders Results
SM 55+ 16	16	1:17:15.709	Steve Murphy			Unattached	monument	4 Riders Results
SM 55+ 17	17	1:17:16.634	David Kruger			Boulder Orthopedics	Louisville	3 Riders Results
SM 55+ 18	18	1:17:17.075	Vince Hooper			RealD-Amgen	Steamboat Springs	4 Riders Results
SM 55+ 19	19	1:19:34.351	Dan Pate			Unattached	Pueblo West	2 Riders Results
SM 55+ 20	20	1:21:38.704	Steven Birnbaum			Rocky Mountain Cancer Centers Cycling Team	GREENWOOD VILLAGE	3 Riders Results
SM 55+ 21	21	1:21:44.112	Bob Smith			Unattached	GRANDJCT	3 Riders Results
SM 55+ 22	22	1:22:30.657	David Mulica			Local Velo	LITTLETON	2 Riders Results
SM 55+ 23	23	1:22:56.728	Eric Lindblad			Unattached		5 Riders Results
SM 55+ 24	24	1:23:36.551	Mike Foss			Unattached	pueblo west	5 Riders Results
SM 55+ 25	25	1:29:04.466	Bruce Runnels			Peloton - Specialized Cycling Team	FORT COLLINS	4 Riders Results
SM 55+ 26	26	1:41:40.513	Gary Harty			The Cyclist-Lawyer.com	LAKEWOOD	4 Riders Results

SM 55+	---	DNF	DNF	Randy Prunty	GS Boulder - Studio One Dental-Organic India	boulder	3	Riders Results
SW 35+	1	1	1:16:01.391	Megan Carrington	Naked Women's Racing	Denver	3	Riders Results
SW 35+	2	2	1:16:33.822	Heather McWilliams Mierzejewski	Boulder Orthopedics	LOUISVILLE	2	Riders Results
SW 35+	3	3	1:16:35.797	Gabriela Ferrat	Team Rio Grande	Golden	1	Riders Results
SW 35+	4	4	1:18:44.699	Dana Shinn	GS Boulder - Studio One Dental-Organic India	Durango	2	Riders Results
SW 35+	5	5	1:22:35.250	Christina Moore	Primal/McDonald Audi Women's Racing	Colorado Springs	2	Riders Results
SW 35+	6	6	1:24:51.910	Kristina Kempin	Unattached		4	Riders Results
SW 35+	7	7	1:26:44.881	Ellen Wright	Team Rio Grande	FORT COLLINS	3	Riders Results
SW 35+	8	8	1:34:24.803	Rebecca Furuta	Team Novo Nordisk	LONGMONT	4	Riders Results
JM 10-12	1	1	29:08.559	Zane Worrell	Unattached	Vail	4	Riders Results
JM 10-12	2	2	29:55.713	Jared Scott	Boulder Junior Cycling	Boulder	5	Riders Results
JM 10-12	3	3	30:16.812	Camden Gillis	Amicas Pizza/Absolute Bikes	Salida	4	Riders Results
JM 10-12	4	4	31:42.436	William Scavuzzo	Altitude Cycling	HIGHLANDS RANCH	5	Riders Results
JM 10-12	5	5	33:48.359	Oliver Hart	Boulder Junior Cycling	Boulder	4	Riders Results
JM 10-12	6	6	33:53.893	Nathan Pawlak	Boulder Junior Cycling	Boulder	5	Riders Results
JM 10-12	7	7	37:59.996	Caleb Schroder	Unattached	Highlands Ranch	5	Riders Results
JM 10-12	8	8	39:12.787	Hunter Davis	Unattached		5	Riders Results
JM 10-12	9	9	42:28.145	Dominic Scavuzzo	Altitude Cycling	HIGHLANDS RANCH	5	Riders Results
JM 10-12	10	10	43:27.023	Andrew Charlet	Boulder Junior Cycling	Boulder	4	Riders Results
JM 13-14	1	1	24:59.714	Nolan Herzog	ChristianCyclingCO.com	Avon	4	Riders Results
JM 13-14	2	2	26:05.686	Hans Vandenberg	Slipstream-Craddock Junior Development	Eagle	4	Riders Results
JM 13-14	3	3	26:07.172	Trevor Christofferson	ChristianCyclingCO.com	AURORA	4	Riders Results
JM 13-14	4	4	26:20.177	Ethan Wright	Boulder Junior Cycling	BOULDER	4	Riders Results
JM 13-14	5	5	26:49.528	Christian Wilson	Unattached	Edwards	4	Riders Results
JM 13-14	6	6	26:50.819	Simon Castagneri	Black Sheep Jr. Cycling	LITTLETON	4	Riders Results
JM 13-14	7	7	27:43.277	Cole Catron	Unattached	BRECKENRIDGE	5	Riders Results
JM 13-14	8	8	27:45.550	Kaden Sites	Unattached		5	Riders Results
JM 13-14	9	9	29:19.961	Christopher Scavuzzo	Altitude Cycling	Highlands Ranch	5	Riders Results
JM 13-14	10	10	33:20.754	Gregory Townsend	Ridge View Academy / Y.E.A.H.!!	BENNETT	4	Riders Results
JM 13-14	11	11	33:35.023	Miles Ross	Boulder Junior Cycling	Boulder	5	Riders Results
JM 13-14	12	12	33:36.314	Wiley Melton	Boulder Junior Cycling	Boulder	5	Riders Results

JM 13-14	13	13	37:33.236	Davis	Livingston	ColoBikeLaw.com	CENTENNIAL	4	Riders Results
JM 13-14	14	14	47:39.865	Andrew	Karoly	Unattached		5	Riders Results
JM 15-16	1	1	49:56.928	Maxl	Freeman	Black Sheep Jr. Cycling	Lakewood	4	Riders Results
JM 15-16	2	2	51:01.012	Jackson	Hootman	ColoBikeLaw.com	Denver	5	Riders Results
JM 15-16	3	3	51:50.125	Chase	Klug	ColoBikeLaw.com	AURORA	4	Riders Results
JM 15-16	4	4	51:52.515	Clayton	Davis	Unattached		5	Riders Results
JM 15-16	5	5	51:52.576	Wyatt	Gaulke	Unattached	Cheyenne	4	Riders Results
JM 15-16	6	6	51:58.342	Bryan	Ramos	Ridge View Academy / Y.E.A.H.!!	Watkins	5	Riders Results
JM 15-16	7	7	51:58.544	Davis	Robinson	Altitude Cycling	LITTLETON	5	Riders Results
JM 15-16	8	8	53:34.750	Cayden	Cecil	Altitude Cycling	EVERGREEN	5	Riders Results
JM 15-16	9	9	54:08.267	Jesus	Hernandez	Unattached	WATKINS	5	Riders Results
JM 15-16	10	10	57:58.764	Wyatt	Lafrankie	Unattached		5	Riders Results
JM 17-18	1	1	41:49.445	James	Danahey	Altitude Cycling	Denver	4	Riders Results
JM 17-18	2	2	41:49.801	Andrew	Castagneri	Black Sheep Jr. Cycling	LITTLETON	4	Riders Results
JM 17-18	3	3	41:52.442	Matthew	Scavuzzo	Altitude Cycling	PARKER	4	Riders Results
JM 17-18	4	4	43:31.386	Connor	McBride	Unattached		5	Riders Results
JM 17-18	5	5	44:08.891	Adam	Pochon	Unattached	ARVADA	5	Riders Results
JM 17-18	6	6	47:02.104	Ryan	Pask	Altitude Cycling	AURORA	5	Riders Results
JM 17-18	7	7	47:58.290	Max	Schmidtman	Black Sheep Jr. Cycling	Nederland	4	Riders Results
JM 17-18	8	8	47:58.877	Abel	Maki	Ridge View Academy / Y.E.A.H.!!	Parker	5	Riders Results
JW 10-12	1	1	30:21.893	Tea	Wright	Boulder Junior Cycling	BOULDER	4	Riders Results
JW 10-12	2	2	34:05.287	Taylor	Johnson	Black Sheep Jr. Cycling	Broomfield	4	Riders Results
JW 10-12	3	3	34:05.917	Petra	Schmidtman	Black Sheep Jr. Cycling	Nederland	4	Riders Results
JW 10-12	4	4	34:58.973	Emma	Slenkovich	Altitude Cycling	Littleton	4	Riders Results
JW 10-12	5	5	35:09.890	Inge	Vandenberg	Unattached	Eagle	4	Riders Results
JW 10-12	6	6	43:29.187	Nina	Florek	Unattached		4	Riders Results
JW 15-16	1	1	56:36.158	Hailey	Howe	T3Multisports	Avon	3	Riders Results
SW 3	1	1	1:16:26.875	Kristen	Peterson	Unattached	Boulder	3	Riders Results
SW 3	2	2	1:17:12.841	Meg	Hendricks	Unattached	Denver	3	Riders Results
SW 3	3	3	1:18:05.794	Nina	Donohue	Boulder Cycle Sport	Boulder	3	Riders Results
SW 3	4	4	1:19:38.226	Rachael	Sax	Boulder Running Company Cycling Team	Boulder	3	Riders Results

SW 3	5	5	1:23:18.831	Megan DiBiase	Naked Women's Racing	DENVER	3	Riders Results
SW 3	6	6	1:23:23.568	Susie Jones	Unattached		3	Riders Results
SW 3	7	7	1:24:48.552	Catherine Miller	NCVC/UnitedHealthcare	Boulder	3	Riders Results
SW 3	8	8	1:28:11.717	Lanier Allen	Naked Women's Racing	LITTLETON	3	Riders Results
SW 3	9	9	1:28:11.869	Laura Somak	Unattached		3	Riders Results
SW 3	---	DNF	DNF	Marta Morris	Exergy/TWENTY12	Grand Junction	3	Riders Results
SW 3	---	DNF	DNF	Christine Snider	Front Rangers Cycling Club	Englewood	3	Riders Results
SW 4	1	1	1:16:22.016	Nell Rojas	Unattached	Boulder	4	Riders Results
SW 4	2	2	1:16:40.571	Booka Smith	PSIMET/Zilla Racing	Dillon	4	Riders Results
SW 4	3	3	1:18:07.076	Maria Tang	Naked Women's Racing	Boulder	4	Riders Results
SW 4	4	4	1:19:17.178	Barb Lotze	The Cyclist-Lawyer.com	Littleton	4	Riders Results
SW 4	5	5	1:19:28.027	Jennifer Lausen	Twin Peaks Racing	GOLDEN	4	Riders Results
SW 4	6	6	1:19:48.955	Katie Harrer	Naked Women's Racing	DENVER	4	Riders Results
SW 4	7	7	1:20:43.416	Amy Thompson	Racer X Cycling p/b Old School Industries	Denver	4	Riders Results
SW 4	8	8	1:20:58.413	Erin McGinnis	Primal/McDonald Audi Women's Racing	BRECKENRIDGE	4	Riders Results
SW 4	9	9	1:22:50.148	Kristie Arend	Boulder Running Company Cycling Team	Lafayette	4	Riders Results
SW 4	10	10	1:23:21.475	Savannah Adams	Front Rangers Cycling Club	DENVER	4	Riders Results
SW 4	11	11	1:23:32.761	Michelle Maxwell	Primal/McDonald Audi Women's Racing	Lafayette	4	Riders Results
SW 4	12	12	1:24:16.086	Nathalie Krantz	Unattached		4	Riders Results
SW 4	13	13	1:25:02.850	Anna Levine	Boulder Running Company Cycling Team	Longmont	4	Riders Results
SW 4	14	14	1:25:31.395	Nadezhda Mitelman	Unattached	Arvada	4	Riders Results
SW 4	15	15	1:26:12.851	Shelley Hartman	The Cyclist-Lawyer.com	BOULDER	4	Riders Results
SW 4	16	16	1:26:54.742	Nadine Pyter	Twin Peaks Racing	LAKEWOOD	4	Riders Results
SW 4	17	17	1:28:12.013	Michelle Mjoen	Primal/McDonald Audi Women's Racing	Berthoud	4	Riders Results
SW 4	18	18	1:31:39.991	Tiina Pajulampi	Primal/McDonald Audi Women's Racing	Denver	4	Riders Results
SW 4	19	19	1:38:06.105	Molly Meehan	The Cyclist-Lawyer.com	LAKEWOOD	4	Riders Results
SW 4	20	20	1:38:32.963	Elizabeth Donahue	PSIMET/Zilla Racing	Centennial	4	Riders Results
SW 4	21	21	1:38:33.197	Kate Allen	PSIMET/Zilla Racing	Littleton	4	Riders Results
SW 4	---	DNF	DNF	Rachel Seeger	The Cyclist-Lawyer.com	Denver	4	Riders Results
SW 4	---	DNF	DNF	Geneva Templeton	PSIMET/Zilla Racing	Littleton	4	Riders Results
SW 4	---	DNF	DNF	Margot Clyne	Flatiron Flyers	Boulder	4	Riders Results

SW 45+	1	1	1:19:10.749	Trish Heisdorffer	Boulder Running Company Cycling Team	Westminster	2	Riders Results
SW 45+	2	2	1:20:38.439	Sue Stokes	Primal/McDonald Audi Women's Racing	BRECKENRIDGE	2	Riders Results
SW 45+	3	3	1:22:51.658	Robin Waterman	RealD-Amgen	Denver	3	Riders Results
SW 45+	4	4	1:27:18.566	Stephanie Scavuzzo	Altitude Cycling	PARKER	4	Riders Results
SW 45+	5	5	1:32:34.552	Kathryn Judson	Green Mountain Sports Velo	Boulder	2	Riders Results
SM 65+	1	1	1:19:44.116	Tom Groves	Unattached	Centennial	5	Riders Results
SM 65+	2	2	1:24:01.865	William Mackay	Unattached		5	Riders Results
SM 65+	3	3	1:24:02.256	Philip Coons	Green Mountain Sports Velo	HIGHLANDS RANCH	3	Riders Results
SM 65+	4	4	1:24:02.807	Michael Raber	Green Mountain Sports Velo	Evergreen	3	Riders Results
SM 65+	5	5	1:24:05.162	Donald Haywood	Local Velo	Fort Collins	3	Riders Results
SM 65+	6	6	1:24:06.433	Bob Connelly	Green Mountain Sports Velo	Denver	4	Riders Results
SM 65+	7	7	1:24:10.431	Danny Pierce	Unattached	ASPEN	4	Riders Results
SM 65+	8	8	1:26:47.035	Scott Tucker	Schwab Cycles Racing Team	GOLDEN	3	Riders Results
SM 65+	9	9	1:30:34.117	Alan Boisvert	COBRAS	LITTLETON	4	Riders Results
SM 65+	10	10	1:30:35.706	Loren Hettinger	Schwab Cycles Racing Team	LITTLETON	3	Riders Results
SM 65+	11	11	1:30:41.185	Mark Noble	Unattached	Colorado Springs	5	Riders Results
SM 65+	12	12	1:33:06.061	Stephen Bennett	ColoBikeLaw.com	Littleton	3	Riders Results
SM 65+	---	DNF	DNF	Gary McCarrell	Unattached		5	Riders Results
SW 55+	1	1	1:08:35.380	Jane Finsterwald	Unattached	Basalt	2	Riders Results
SW 55+	2	2	1:08:57.794	Sue Lloyd	Boulder Running Company Cycling Team	WHEATRIDGE	3	Riders Results
SW 55+	3	3	1:10:16.041	Carla Flores	Excel Sports Boulder	PUEBLO	1	Riders Results
SW 55+	4	4	1:10:16.608	Ellen Hart	Boulder Running Company Cycling Team	DENVER	4	Riders Results
SW 55+	5	5	1:10:29.607	Diane Granger	Unattached	Lakewood	4	Riders Results
SW 55+	6	6	1:11:35.080	Sandra North	Blue Sky Velo	Berthoud	4	Riders Results
SW 55+	7	7	1:12:54.352	Gretchen Spittler	Unattached		4	Riders Results
SW 55+	8	8	1:12:59.352	Ruth Alexander	RealD-Amgen	Fort Collins	4	Riders Results
SW 55+	9	9	1:14:58.636	Kristine Johnson	DNA Cycling-UT	LARKSPUR	4	Riders Results
SW 55+	10	10	1:16:02.007	Susan Schenk	Southern Colorado Velo	Colorado Springs	4	Riders Results
SW 55+	11	11	1:16:45.226	Ceil Murphy	Unattached	MONUMENT	4	Riders Results
SW 55+	12	12	1:19:16.841	Martha Iverson	Durango Wheel Club	Durango	3	Riders Results
SW 55+	13	13	1:23:05.893	Cathy Kamhi	Unattached		4	Riders Results

SM 45+_4 1	1	1:33:23.578	Michael French	Durango Wheel Club	Durango	4	Results
SM 45+_4 2	2	1:33:23.652	John Goss	Prestige Imports / ZumXR	Littleton	4	Riders Results
SM 45+_4 3	3	1:33:25.552	Todd Ferullo	Unattached		4	Riders Results
SM 45+_4 4	4	1:33:25.923	Michael Howells	Racer X Cycling p/b Old School Industries	Aurora	5	Riders Results
SM 45+_4 5	5	1:33:26.039	Dean Stathopoulos	Racer X Cycling p/b Old School Industries	HIGHLANDS RANCH	4	Riders Results
SM 45+_4 6	6	1:33:43.218	Rick Petersen	ColoBikeLaw.com	Bow Mar	4	Riders Results
SM 45+_4 7	7	1:33:43.566	Bennett Hug	ColoBikeLaw.com	HIGHLANDS RANCH	4	Riders Results
SM 45+_4 8	8	1:33:44.877	Michael Goodwin	Unattached	PUEBLO	4	Riders Results
SM 45+_4 9	9	1:33:45.852	Andrew Medina	Primal Wear - McDonald-Audi	LITTLETON	4	Riders Results
SM 45+_4 10	10	1:33:45.914	Jeff Fithian	RealD-Amgen	BOULDER	4	Riders Results
SM 45+_4 11	11	1:33:46.701	Robert Dwyer	ColoBikeLaw.com	Denver	4	Riders Results
SM 45+_4 12	12	1:33:47.057	Bryan Cook	TLR Cycling	Highlands Ranch	4	Riders Results
SM 45+_4 13	13	1:33:49.281	Murray S. Willis	Altitude Cycling	LAKEWOOD	4	Riders Results
SM 45+_4 14	14	1:33:56.880	Frank Knuettel II	ColoBikeLaw.com	Centennial	4	Riders Results
SM 45+_4 15	15	1:34:36.559	Michael Malmer	Louisville Cyclery	LOUISVILLE	4	Riders Results
SM 45+_4 16	16	1:35:45.583	Gary Lancaster	VOLO Cycling p/b RMSS	Highlands Ranch	4	Riders Results
SM 45+_4 17	17	1:38:07.031	Tom Hootman	ColoBikeLaw.com	Denver	4	Riders Results
SM 45+_4 18	18	1:38:29.690	Brad Tucker	ColoBikeLaw.com	Bow Mar	4	Riders Results
SM 45+_4 19	19	1:40:03.033	Larry Hirshland	RealD-Amgen	Boulder	4	Riders Results
SM 45+_4 20	20	1:41:37.963	Ralph Hart	Boulder Cycle Sport	Boulder	4	Riders Results
SM 45+_4 21	21	1:41:54.825	Dave Berreman	RealD-Amgen	Lyons	4	Riders Results
SM 45+_4 22	22	1:42:52.022	Ken Brecheisen	RMRC p/b Turin	Broomfield	4	Riders Results
SM 45+_4 23	23	1:43:05.818	Jim Castagneri	Black Sheep Jr. Cycling	Littleton	4	Riders Results
SM 45+_4 24	24	1:43:13.333	Arthur Bollen	Front Rangers Cycling Club	ENGLEWOOD	4	Riders Results
SM 45+_4 25	25	1:44:04.071	Mark Donald	Altitude Cycling	BROOMFIELD	4	Riders Results
SM 45+_4 26	26	1:45:58.642	Todd McCallum	Groove Subaru-Alpha Bicycle Co	Littleton	4	Riders Results
SM 45+_4 27	27	1:45:59.992	Nick Slenkovich	Altitude Cycling	Littleton	4	Riders Results
SM 45+_4 28	28	1:46:00.438	Rodney Wilson	Unattached	Colorado Springs	4	Riders Results
SM 45+_4 29	29	1:46:00.648	Darryl Sigman	VOLO Cycling p/b RMSS	Highlands Ranch	4	Riders Results
SM 45+_4 30	30	1:46:00.709	Philippe Capraro	Altitude Cycling	Denver	4	Riders Results
SM 45+_4 31	31	1:46:00.778	Greg Otteson	Unattached	DURANGO	4	Riders Results

SM 45+_4 32	32	1:49:26.643	Robert Zedaker	Primal Wear - McDonald-Audi	Centennial	4	Results
SM 45+_4 33	33	1:49:26.693	Frank Scavuzzo	Altitude Cycling	Parker	4	Riders Results
SM 45+_4 ---	DNF	DNF	Richard Chamberlin	Blue Sky Velo	WESTMINSTER	4	Riders Results
SM 45+_4 ---	DNF	DNF	Fred Sandusky	Unattached	Crested Butte	4	Riders Results
SM 35+_3 1	1	1:22:21.553	Stephen Fitzgerald	RMRC p/b Turin	Denver	3	Riders Results
SM 35+_3 2	2	1:22:35.175	Joel Mischke	Brookfield Homes Racing	BASALT	3	Riders Results
SM 35+_3 3	3	1:22:35.421	John Fallon	Great Divide Brewing Company	Denver	3	Riders Results
SM 35+_3 4	4	1:22:35.918	Jonah Adley	GS Boulder - Studio One Dental - Organic India	BOULDER	3	Riders Results
SM 35+_3 5	5	1:22:35.948	James Dunkleberger	VOLO Cycling p/b RMSS	HIGHLANDS RANCH	3	Riders Results
SM 35+_3 6	6	1:22:37.216	Nard Moseley	KingRacingGroup	Dallas	3	Riders Results
SM 35+_3 7	7	1:22:44.996	Brendan Cusick	GS Boulder - Studio One Dental - Organic India	Durango	3	Riders Results
SM 35+_3 8	8	1:22:54.788	Ken Jones	Pactimo	Boulder	3	Riders Results
SM 35+_3 9	9	1:23:10.740	Jason Hartman	Groove Subaru-Alpha Bicycle Co	Centennial	3	Riders Results
SM 35+_3 10	10	1:23:11.325	John Guala	PSIMET/Zilla Racing	WESTMINSTER	3	Riders Results
SM 35+_3 11	11	1:23:31.393	Kenny Deemer	VOLO Cycling p/b RMSS	LAKEWOOD	3	Riders Results
SM 35+_3 12	12	1:24:40.425	Ryan Kerin	Unattached	Dillon	3	Riders Results
SM 35+_3 13	13	1:26:12.532	Jack Jefferies	Unattached	Avon	3	Riders Results
SM 35+_3 14	14	1:26:12.963	John Coletta	RealD-Amgen	BOULDER	3	Riders Results
SM 35+_3 15	15	1:26:13.356	Mike Schaumloeffel	Team Rio Grande	BOULDER	3	Riders Results
SM 35+_3 16	16	1:26:16.498	Jason Heinhorst	TLR Cycling	DENVER	3	Riders Results
SM 35+_3 17	17	1:26:19.147	James Scott	Groove Subaru-Alpha Bicycle Co	Parker	3	Riders Results
SM 35+_3 18	18	1:26:24.064	Dale Arnold	Groove Subaru-Alpha Bicycle Co	HIGHLANDS RANCH	3	Riders Results
SM 35+_3 19	19	1:30:36.505	Brian Hart	Team Rocky Mountain Health Plans	LITTLETON	3	Riders Results
SM 35+_3 20	20	1:30:37.356	Broc Thompson	PSIMET/Zilla Racing	ARVADA	3	Riders Results
SM 35+_3 21	21	1:30:39.992	Justin Hall	Team Rio Grande	Fort Collins	3	Riders Results
SM 35+_3 22	22	1:30:40.420	Doug Gordon	Team Rocky Mountain Health Plans	Parker	3	Riders Results
SM 35+_3 23	23	1:30:40.538	Michael Koren	VOLO Cycling p/b RMSS	Lone Tree	3	Riders Results
SM 35+_3 24	24	1:30:47.154	Scott Meadows	Louisville Cyclery	ERIE	3	Riders Results
SM 35+_3 25	25	1:30:47.895	Juan Gutierrez	Local Velo	Denver	3	Riders Results
SM 35+_3 26	26	1:31:42.380	Christopher Fitzpatrick	Racer X Cycling p/b Old School Industries	Arvada	3	Riders Results
SM 35+_3 27	27	1:35:36.209	Bryce Wemple	Team Rio Grande	FORT COLLINS	3	Riders Results
					COLORADO		Riders

SM 35+_3 ---	DNF	DNF	Kevin	Porter	CP Racing Team	SPRINGS	3	Results
SM 35+_3 ---	DNF	DNF	Dane	Emde	Team Rio Grande	Fort Collins	3	Riders Results
SM 35+_3 ---	DNF	DNF	Darryn	Biggerstaff	Unattached	CANON CITY	3	Riders Results
SM 5 1	1	41:36.649	Kirk	Roberts	Unattached		5	Riders Results
SM 5 2	2	42:04.366	Ryan	Christianson	Unattached		5	Riders Results
SM 5 3	3	42:37.485	Jason	Broderick	Edge Multi Sport Cycling	Lakewood	5	Riders Results
SM 5 4	4	42:38.340	Corey	Baughman	Unattached	DENVER	5	Riders Results
SM 5 5	5	46:41.980	Matt	Burkely	Unattached		5	Riders Results
SM 5 6	6	47:02.928	Andy	Bedard	The Cyclist-Lawyer.com	ARVADA	5	Riders Results
SM 5 7	7	49:06.730	Samuel	Smith	Unattached		5	Riders Results
SM 5 8	8	49:21.562	Chris	Marchini	Unattached	Wheat Ridge	5	Riders Results
SM 5 9	9	50:04.799	William	Baker	Unattached		5	Riders Results
SM 5 10	10	52:30.880	Jeff	Morgan	Unattached		5	Riders Results
SM 5 11	11	54:16.475	greg	justis	Unattached		5	Riders Results
SM 5 12	12	56:12.355	Jeffrey	Porter	Unattached		5	Riders Results
SM 5 13	13	56:50.639	Jeremy	Davis	Unattached		5	Riders Results
SM 5 14	14	59:47.098	Steve	Danahey	Unattached		5	Riders Results
SM 5 15	15	1:00:25.169	Robert	Koeplinger	Unattached		5	Riders Results
SM 5 16	16	1:01:08.710	Andre	Wilkins	Unattached		5	Riders Results
SM 35+_1,2	1	1:54:27.217	Michael	Carter	B.C.V./Scion Cycling	LITTLETON	1	Riders Results
SM 35+_1,2	2	1:54:37.223	Matt	Gates	Rocky Mountain Cancer Centers Cycling Team	LYONS	1	Riders Results
SM 35+_1,2	3	1:54:37.304	Bob	Dahl	Boulder Orthopedics	LAFAYETTE	2	Riders Results
SM 35+_1,2	4	1:54:37.376	Joseph	Brenner	Primal Factory/Porsche of CO Springs	Colorado Springs	2	Riders Results
SM 35+_1,2	5	1:54:38.527	Jonathan	Cavner	CP Racing Team	Colorado Springs	2	Riders Results
SM 35+_1,2	6	1:54:39.325	Matthew	Segur	Rocky Mountain Cancer Centers Cycling Team	GOLDEN	2	Riders Results
SM 35+_1,2	7	1:54:42.339	Marc	DeAntoni	Stages Cycling	Lafayette	2	Riders Results
SM 35+_1,2	8	1:54:45.984	Walter	Durrer	Peloton - Specialized Cycling Team	Loveland	2	Riders Results
SM 35+_1,2	9	1:54:46.371	Frank	Zoldak	Groove Subaru-Alpha Bicycle Co	Niwot	2	Riders Results
SM 35+_1,2	10	1:54:46.481	Michael	Gibson	Boulder Orthopedics	Denver	1	Riders Results
SM 35+_1,2	11	1:54:47.807	John	Barclay	Rally Sport Cycling Team	BOULDER	2	Riders Results
SM 35+_1,2	12	1:54:49.644	Raik	Huster	CP Racing Team	CENTENNIAL	2	Riders Results
SM	13	1:55:26.384	Eric	Zolner	CP Racing Team	Colorado Springs	2	Riders

35+_1,2									Results
SM	14	14	1:57:43.043	Thomas Fiorillo	VOLO Cycling p/b RMSS	Denver	2		Riders Results
35+_1,2	15	15	1:57:43.244	William "Tripp" Wall	Natural Grocers Cycling Team	Denver	2		Riders Results
SM	16	16	1:57:45.642	James Thies	Rocky Mountain Cancer Centers Cycling Team	DENVER	2		Riders Results
35+_1,2	17	17	1:57:50.368	Phil Gronniger	Groove Subaru-Alpha Bicycle Co	Castle Rock	1		Riders Results
SM	18	18	1:57:50.753	Byron Nix	Groove Subaru-Alpha Bicycle Co	Centennial	2		Riders Results
35+_1,2	19	19	1:57:51.622	Eric Jones	Rally Sport Cycling Team	Boulder	2		Riders Results
SM	20	20	1:59:49.906	Lance Sulzen	Groove Subaru-Alpha Bicycle Co	LITTLETON	1		Riders Results
35+_1,2	21	21	2:03:08.304	CJ Gauss	Rocky Mountain Cancer Centers Cycling Team	BOULDER	2		Riders Results
SM	22	22	2:13:28.862	Michael Catterall	Pedal p/b Cannondale Development Team	GOLDEN	2		Riders Results
35+_1,2	23	23	2:13:29.305	Julie Emmerman	Rally Sport Cycling Team	Boulder	1		Riders Results
SM	---	DNF	DNF	Matt Charity	Steamboat Velo p/b Moots	STEAMBOAT SPRINGS	2		Riders Results
35+_1,2	---	DNF	DNF	Benjamin Miller	First City Cycling Team	FORT COLLINS	3		Riders Results
SM	---	DNF	DNF	Adam Gates	Unattached		2		Riders Results
35+_1,2	---	DNF	DNF	Christopher Doyle	Unattached	Vail	1		Riders Results
SM	---	DNF	DNF	Greg Berlind	Boulder Orthopedics	DENVER	2		Riders Results
35+_1,2	1	1	1:23:33.047	Jonathan DeLacey	Durango Wheel Club	DURANGO	2		Riders Results
SM	2	2	1:23:33.459	Craig Hofer	Boulder Orthopedics	KITTREDGE	1		Riders Results
45+_1,2,3	3	3	1:23:34.254	Todd Robertson	FRANCO Bicycles Racing	Boulder	2		Riders Results
SM	4	4	1:23:34.501	Jim Copeland	Front Rangers Cycling Club	Denver	1		Riders Results
45+_1,2,3	5	5	1:23:34.662	Larry Marti	FRANCO Bicycles Racing	EVERGREEN	2		Riders Results
SM	6	6	1:23:35.531	Robert Sonora	Colavita Racing Inc.	Durango	2		Riders Results
45+_1,2,3	7	7	1:23:37.056	Danny Sullivan	Brookfield Homes Racing	Aspen	1		Riders Results
SM	8	8	1:23:39.364	Charlie Eckart	Unattached	ASPEN	1		Riders Results
45+_1,2,3	9	9	1:24:16.363	Ron Bollenberghe	Cadieux Bicycle Club	Colorado Springs	3		Riders Results
SM	10	10	1:24:54.692	Steve Fangman	Foxtrot Racing	LAFAYETTE	3		Riders Results
45+_1,2,3	11	11	1:25:41.010	James Howe	RealD-Amgen	LAKEWOOD	2		Riders Results
SM	12	12	1:26:05.262	John Mansell	Rally Sport Cycling Team	Boulder	3		Riders Results
45+_1,2,3	13	13	1:26:08.566	Peter Ismert	Rocky Mountain Cancer Centers Cycling Team	Denver	2		Riders Results
SM	14	14	1:26:55.856	Brack Hattler III	Great Divide Brewing Company	DENVER	2		Riders Results
45+_1,2,3	15	15	1:27:23.903	Matthew Gibble	Sonic Boom Racing	BROOMFIELD	2		Riders Results
SM	16	16	1:29:18.622	Derrick Nickel	Boulder Orthopedics	Denver	1		Riders Results

45+_1,2,3												Results
SM												Riders
45+_1,2,3	17	17	1:29:41.976	Adam	Asnes	Rocky Mountain Cancer Centers Cycling Team	BOULDER	2				Results
SM												Riders
45+_1,2,3	18	18	1:29:43.073	Jeff	Hoobler	Rally Sport Cycling Team	Boulder	3				Results
SM												Riders
45+_1,2,3	19	19	1:30:01.804	Sherman	Towsley	Rally Sport Cycling Team	HIGHLANDS RANCH	2				Results
SM												Riders
45+_1,2,3	20	20	1:30:33.789	Scott	Queen	First City Cycling Team	Windsor	3				Results
SM												Riders
45+_1,2,3	21	21	1:30:44.484	Steve	Presta	Altitude Cycling	Centennial	3				Results
SM												Riders
45+_1,2,3	22	22	1:34:42.323	Chris	Klemick	Unattached	BOULDER	3				Results
SM												Riders
45+_1,2,3	23	23	1:39:54.726	Mark	Taylor	Boulder Cycle Sport	BOULDER	2				Results
SM												Riders
45+_1,2,3	---	DNF	DNF	William	Kraemer	Team Rio Grande	FORT COLLINS	3				Results
SM												Riders
45+_1,2,3	---	DNF	DNF	Marco	Vasquez	Groove Subaru-Alpha Bicycle Co	CASTLE ROCK	1				Results
SW Pro-1-2	1	1	2:07:39.427	Amy	Charity	Vanderkitten	Steamboat Springs	1				Results
SW Pro-1-2	2	2	2:07:39.954	Lucy	Conklin	GS Boulder - Studio One Dental-Organic India	Boulder	2				Results
SW Pro-1-2	3	3	2:07:40.188	Angela	des Cognets	Primal/McDonald Audi Women's Racing	Golden	2				Results
SW Pro-1-2	4	4	2:07:46.217	Amy	Dombroski	Young Telenet Fidea Cycling Team	Boulder	1				Results
SW Pro-1-2	5	5	2:08:49.259	Gwen	Inglis	Team Kenda presented by RACC/Team Kenda	Lakewood	1				Results
SW Pro-1-2	6	6	2:09:39.832	Anne	Donley	Unattached	BOULDER	1				Results
SW Pro-1-2	7	7	2:09:41.968	Jennifer	Schumm	Prestige Imports / ZumXR	Greenwood Village	2				Results
SW Pro-1-2	8	8	2:10:19.259	Lindsey	Knast	Primal/McDonald Audi Women's Racing	Lafayette	2				Results
SW Pro-1-2	9	9	2:12:34.672	Andrea	Koenig	PSIMET/Zilla Racing	Denver	2				Results
SW Pro-1-2	10	10	2:15:39.573	Nicole	Duke	Natural Grocers Cycling Team	Boulder	2				Results
SW Pro-1-2	11	11	2:15:43.243	Kyleanne	Hunter	Rise Above Racing	Lakewood	2				Results
SW Pro-1-2	12	12	2:15:46.577	Molly	Van Rheen	Primal/McDonald Audi Women's Racing	DENVER	2				Results
SW Pro-1-2	13	13	2:17:45.102	Irena	Ossola	Unattached		2				Results
SW Pro-1-2	14	14	2:22:03.500	Joan	Orgeldinger	Naked Women's Racing	DENVER	2				Results
SW Pro-1-2	15	15	2:22:03.560	Roberta	Smith	Naked Women's Racing	DENVER	2				Results
SW Pro-1-2	---	DNF	DNF	Rebecca	Balboni	Exergy/TWENTY12	Durango	3				Results
SW Pro-1-2	---	DNF	DNF	Shellane	Fancher	Primal/McDonald Audi Women's Racing	Littleton	2				Results
SW Pro-1-2	---	DNF	DNF	Amity	Elliot	Unattached		2				Results

Our Fantastic Sponsors - Thank You!



TEAM EVERGREEN CYCLING



On Your Side®



[Not a Bad Backdrop, Eh?](#)



[Login](#) USAC Number Password?

[Go](#)

[Home](#) [Events](#) [Race Results](#) [Info](#) [And Forms](#) [Board of Directors](#) [Contacts](#)

BRAC Programs

In-Kind Support Provided By:

madsync



Your team's operating system



THOMSON®




alphagraphics®

Arvado • Downtown Denver • Golden



Our Sponsors
Member Businesses & Benefits
Events Directed by BRAC
The Junior Development Program
Women's Programs
Colorado State Championships
Colorado Track Cup
Colorado Cross Cup - Racer Competition
Colorado Cross Cup - Team Competition
Rocky Mtn Road Cup - Racer Competition
Rocky Mtn Road Cup - Team Competition
Upgrade Points
Advertising & Newsletters



BRAC Road Results

Year: Event: Race Group:

Race [flyer](#) can be found [here](#).

Filter Results:

Group	Place	Finished	Time	First	Last	Team	City	Cat	Note	Rider Results
SM Pro-1-2 1	1		15:38.155	Christopher	Carr	Denver Fit Loft	GOLDEN	1		Riders Results
SM Pro-1-2 2	2		15:40.948	Rory	Kelly	Denver Fit Loft	BOULDER	1		Riders Results
SM Pro-1-2 3	3		15:48.562	James	Peterman	Sonic Boom Racing	BOULDER	1		Riders Results
SM Pro-1-2 4	4		15:49.115	Robin	Eckmann	California Giant Berry Farms/Specialized	Boulder	1		Riders Results
SM Pro-1-2 5	5		16:09.052	Kevin	Nicol	Natural Grocers Cycling Team	Lafayette	1		Riders Results
SM Pro-1-2 6	6		16:15.556	Yannick	Eckmann	California Giant Cycling	Boulder	1		Riders Results
SM Pro-1-2 7	7		16:16.107	Andrew	Clemence	Unattached		2		Riders Results
SM Pro-1-2 8	8		16:23.798	Andrew	Hemesath	Primal Wear - McDonald-Audi	Golden	2		Riders Results
SM Pro-1-2 9	9		16:26.785	William	Buick	Natural Grocers Cycling Team	BOULDER	2		Riders Results
SM Pro-1-2 10	10		16:27.843	Ty	Tuttle	Sonic Boom Racing	Boulder	1		Riders Results
SM Pro-1-2 11	11		16:45.138	Steven	Davis	Unattached		2		Riders Results
SM Pro-1-2 12	12		16:48.751	Dan	Carragher	CP Racing Team	Colorado Springs	2		Riders Results
SM Pro-1-2 13	13		16:58.637	Nicholas	Applegate	Cycleton	Boulder	2		Riders Results
SM Pro-1-2										Riders Results

	14	14	17:03.983	Camilo Zambrano	Sonic Boom Racing	BOULDER	1	Results
SM Pro-1-2	15	15	17:05.691	Brett Peters	Sonic Boom Racing	Boulder	2	Riders Results
SM Pro-1-2	16	16	17:05.860	Robert Burnett	Primal Wear - McDonald-Audi	Littleton	2	Riders Results
SM Pro-1-2	17	17	17:07.369	Eric Steele	Sonic Boom Racing	Broomfield	2	Riders Results
SM Pro-1-2	18	18	17:30.575	Luis Rodriguez	Denver Fit Loft	Denver	2	Riders Results
SM Pro-1-2	19	19	17:34.426	Joseph Petrowski	Primal Wear - McDonald-Audi	LITTLETON	2	Riders Results
SM Pro-1-2	20	20	17:35.804	William "Tripp" Wall	Natural Grocers Cycling Team	Denver	2	Riders Results
SM Pro-1-2	21	21	19:01.423	David Kessler	Holowesko- Felt- Garmin	Littleton	2	Riders Results
SM Pro-1-2	22	22	19:09.494	Jon Moro	Unattached	BOULDER	2	Riders Results
SM 3	1	1	17:00.674	Gregory Strokes	Unattached	ASPEN	3	Riders Results
SM 3	2	2	17:09.885	George Simpson	Natural Grocers Cycling Team	Fort Collins	3	Riders Results
SM 3	3	3	17:10.340	Ryan Taylor	Sonic Boom Racing	Broomfield	3	Riders Results
SM 3	4	4	17:12.181	Carson Christen	Cycleton	Boulder	3	Riders Results
SM 3	5	5	17:32.022	Troy Meeker	Natural Grocers Cycling Team	FRISCO	3	Riders Results
SM 3	6	6	17:33.992	Andrew Loaiza	RMRC p/b Turin	Denver	3	Riders Results
SM 3	7	7	17:35.974	Joseph Teynor	Primal Wear - McDonald-Audi	DENVER	3	Riders Results
SM 3	8	8	17:36.478	Randy Ellis	Primal Wear - McDonald-Audi	Arvada	3	Riders Results
SM 3	9	9	17:39.407	Matthew Eberly	Primal Wear - McDonald-Audi	Aurora	3	Riders Results
SM 3	10	10	17:59.997	Aaron Canale	Unattached		3	Riders Results
SM 3	11	11	18:02.377	Patrick Hill	Primal Wear - McDonald-Audi	Denver	3	Riders Results
SM 3	12	12	18:05.509	Bart Abriol	Sonic Boom Racing	Superior	3	Riders Results
SM 3	13	13	18:36.437	Aaron Hugen	RMRC p/b Turin	LITTLETON	3	Riders Results
SM 3	14	14	18:36.783	Adam Jensen	RMRC p/b Turin	Denver	3	Riders Results
SM 3	15	15	18:38.179	Andrew Fleming	Boulder Junior Cycling	Boulder	4	Riders Results
SM 3	16	16	18:50.280	John Babcock	Unattached	Arvada	3	Riders Results
SM 3	17	17	18:50.407	Steven Turney	Boulder Junior Cycling	ARVADA	4	Riders Results
SM 3	18	18	19:04.604	Edwin Supple	Mines Cycling	Littleton	3	Riders Results
SM 3	19	19	19:52.920	Marco Capraro	Altitude Cycling	Denver	3	Riders Results
SM 3	20	20	19:59.609	Jacques de Curnou	Boulder Junior Cycling	BOULDER	3	Riders Results
SM 3	---	DNF	DNF	Kyle Berlind	Boulder Junior Cycling	DENVER	4	Riders Results
SM 4	1	1	18:03.802	Jake Barker	Steamboat Velo p/b Moots	Steamboat Springs	4	Riders Results
SM 4	2	2	18:09.919	Jeff Krause	Primal Wear - McDonald-Audi	LITTLETON	4	Riders Results

SM 4	3	3	18:51.118 Dan	Maduff	Primal Wear - McDonald-Audi	Lakewood	4	Results
SM 4	4	4	19:02.942 Phillip	Kealy	Primal Wear - McDonald-Audi	DENVER	4	Riders Results
SM 4	5	5	19:09.451 Michael	Nightingale	Boulder Running Company Cycling Team	BOULDER	4	Riders Results
SM 4	6	6	19:13.375 Connor	Livingston	ColoBikeLaw.com	CENTENNIAL	4	Riders Results
SM 4	7	7	19:16.834 Beau	Savage	Colavita Racing	DURANGO	4	Riders Results
SM 4	8	8	19:17.597 Landry	Bobo	Café Velo	Colorado Springs	5	Riders Results
SM 4	9	9	19:33.647 Keith	Elliott	Primal Wear - McDonald-Audi	Boulder	4	Riders Results
SM 4	10	10	19:37.935 Aaron (AJ)	Sigman	Black Sheep Jr. Cycling	HIGHLANDS RANCH	4	Riders Results
SM 4	11	11	19:46.596 Andrew	Lincoln	Boulder Running Company Cycling Team	Boulder	4	Riders Results
SM 4	12	12	20:04.127 Cooper	Shanks	Unattached		4	Riders Results
SM 4	13	13	20:14.328 Samuel	Taylor	Unattached	Lakewood	5	Riders Results
SM 4	14	14	20:28.071 Zack	Morgan	Unattached	Mead	4	Riders Results
SM 4	15	15	21:14.372 Sam	Reinish	Primal Wear - McDonald-Audi	Denver	4	Riders Results
SM 4	16	16	23:07.106 Matheu	Rodriguez	Altitude Cycling	Aurora	4	Riders Results
SM 4	---	DNF	DNF Eric	Gregg	Twin Peaks Racing	GREELEY	4	Riders Results
SM 35+_4	1	1	17:15.215 Steven	Morozowich	Durango Wheel Club	Durango	4	Riders Results
SM 35+_4	2	2	17:54.011 Joshua	Sahala	Primal Wear - McDonald-Audi	LOUISVILLE	4	Riders Results
SM 35+_4	3	3	17:54.282 Tim	Slowey	Team Rocky Mountain Health Plans	Golden	4	Riders Results
SM 35+_4	4	4	17:57.467 Daniel	Perkins	Unattached		4	Riders Results
SM 35+_4	5	5	18:03.029 Stephen	Perkins	Cycleton	DENVER	4	Riders Results
SM 35+_4	6	6	18:48.284 Jeff	Cox	Team Rocky Mountain Health Plans	Arvada	4	Riders Results
SM 35+_4	7	7	18:59.712 Michael	Welker	Primal Wear - McDonald-Audi	DENVER	4	Riders Results
SM 35+_4	8	8	19:20.608 Alex	Dorgan-Ross	RealD-Amgen	Boulder	4	Riders Results
SM 35+_4	9	9	19:45.079 Matthew	Couzens	Team Rocky Mountain Health Plans	DENVER	4	Riders Results
SM 35+_4	10	10	19:45.966 Michael	Elder	Team Rocky Mountain Health Plans	DENVER	4	Riders Results
SM 35+_4	11	11	20:05.484 Scott	Carlson	Cycleton	Denver	4	Riders Results
SM 35+_4	12	12	21:28.096 Sean	Bender	Alchemist	Denver	4	Riders Results
SM 35+_4	13	13	23:00.068 Tony	Romagna	Racer X Cycling p/b Old School Industries	Denver	4	Riders Results
SM 35+_4	14	14	23:12.730 Louis	Rodriguez	Altitude Cycling	Aurora	4	Riders Results
SM 35+_4	15	15	23:15.956 Matthew	Schildt	Boulder Running Company Cycling Team	DENVER	4	Riders Results
SM 35+_4	---	DNF	DNF Jay	LaPointe	Unattached	Aurora	4	Riders Results

SM 55+	1	1	17:29.284 Dave	Sherrer	ColoBikeLaw.com	Loveland	3	Riders Results
SM 55+	2	2	17:37.868 Kim	Workman	RealD-Amgen	FORT COLLINS	2	Riders Results
SM 55+	3	3	17:49.365 Callen	Borgias	Unattached	CENTENNIAL	2	Riders Results
SM 55+	4	4	18:03.468 Tim	Stone	Treasure Coast Racing	Boulder	3	Riders Results
SM 55+	5	5	18:08.449 Martin	Albe	Altitude Cycling	Evergreen	3	Riders Results
SM 55+	6	6	18:08.761 Chris	Beaudin	RealD-Amgen	MANITOU SPRINGS	3	Riders Results
SM 55+	7	7	18:10.939 Dean	Sandoval	Boulder Orthopedics	CANON CITY	2	Riders Results
SM 55+	8	8	18:39.990 Bruce	Dickinson	Front Rangers Cycling Club	FRISCO	4	Riders Results
SM 55+	9	9	18:49.311 Michael	Meyer	Local Velo	DENVER	2	Riders Results
SM 55+	10	10	18:49.927 Steve	Murphy	Unattached	monument	4	Riders Results
SM 55+	11	11	18:58.398		Unattached		5	Riders Results
SM 55+	12	12	19:29.832 David	Mulica	Local Velo	LITTLETON	2	Riders Results
SM 55+	13	13	20:08.730 Ket	McSparin	Unattached	Breckenridge	3	Riders Results
SM 55+	14	14	20:53.594 Bruce	Runnels	Peloton - Specialized Cycling Team	FORT COLLINS	4	Riders Results
SM 55+	15	15	22:10.516 Mike	Foss	Unattached	pueblo west	5	Riders Results
SM 55+	16	16	23:01.625 Gary	Harty	The Cyclist-Lawyer.com	LAKEWOOD	4	Riders Results
SW 35+	1	1	18:57.159 Andrea	Koenig	PSIMET/Zilla Racing	Denver	2	Riders Results
SW 35+	2	2	23:30.066 Rebecca	Furuta	Team Novo Nordisk	LONGMONT	4	Riders Results
JM 10-12	1	1	21:49.115 Zane	Worrell	Unattached	Vail	4	Riders Results
JM 10-12	2	2	24:06.436 Jared	Scott	Boulder Junior Cycling	Boulder	5	Riders Results
JM 10-12	3	3	24:55.634 William	Scavuzzo	Altitude Cycling	HIGHLANDS RANCH	5	Riders Results
JM 10-12	4	4	25:01.467 Camden	Gillis	Amicas Pizza/Absolute Bikes	Salida	4	Riders Results
JM 10-12	5	5	25:09.090 Ryan	Stowers	Black Sheep Jr. Cycling	Denver	5	Riders Results
JM 10-12	6	6	26:43.145 Oliver	Hart	Boulder Junior Cycling	Boulder	4	Riders Results
JM 10-12	7	7	27:12.377 Nathan	Pawlak	Boulder Junior Cycling	Boulder	5	Riders Results
JM 10-12	8	8	28:44.478 Andrew	Charlet	Boulder Junior Cycling	Boulder	4	Riders Results
JM 10-12	9	9	30:08.282 Hunter	Davis	Unattached		5	Riders Results
JM 10-12	10	10	31:08.804 Dominic	Scavuzzo	Altitude Cycling	HIGHLANDS RANCH	5	Riders Results
JM 13-14	1	1	19:18.603 Nolan	Herzog	ChristianCyclingCO.com	Avon	4	Riders Results
JM 13-14	2	2	19:57.808 Hans	Vandenberg	Slipstream-Craddock Junior Development	Eagle	4	Riders Results
JM 13-14	3	3	20:05.121 Christian	Wilson	Unattached	Edwards	4	Riders Results

JM 13-14	4	4	20:34.739 Trevor	Christofferson	ChristianCyclingCO.com	AURORA	4	Riders Results
JM 13-14	5	5	20:53.778 Simon	Castagneri	Black Sheep Jr. Cycling	LITTLETON	4	Riders Results
JM 13-14	6	6	21:52.101 Ethan	Wright	Boulder Junior Cycling	BOULDER	4	Riders Results
JM 13-14	7	7	22:28.586 Christopher	Scavuzzo	Altitude Cycling	Highlands Ranch	5	Riders Results
JM 13-14	8	8	22:57.920 Kaden	Sites	Unattached		5	Riders Results
JM 13-14	9	9	23:14.708 Cole	Catron	Unattached	BRECKENRIDGE	5	Riders Results
JM 13-14	10	10	23:50.386 Eli	Fozzard	Boulder Junior Cycling	BOULDER	5	Riders Results
JM 13-14	11	11	24:56.123 Miles	Ross	Boulder Junior Cycling	Boulder	5	Riders Results
JM 13-14	12	12	26:13.696 Wiley	Melton	Boulder Junior Cycling	Boulder	5	Riders Results
JM 13-14	13	13	27:16.368 Gregory	Townsend	Ridge View Academy / Y.E.A.H.!!	BENNETT	4	Riders Results
JM 13-14	14	14	28:12.481 Davis	Livingston	ColoBikeLaw.com	CENTENNIAL	4	Riders Results
JM 15-16	1	1	17:50.832 Maxl	Freeman	Black Sheep Jr. Cycling	Lakewood	4	Riders Results
JM 15-16	2	2	18:41.941 Josh	Schroeder	ChristianCyclingCO.com	LAKEWOOD	4	Riders Results
JM 15-16	3	3	19:27.082 Chase	Klug	ColoBikeLaw.com	AURORA	4	Riders Results
JM 15-16	4	4	19:40.670 Davis	Robinson	Altitude Cycling	LITTLETON	5	Riders Results
JM 15-16	5	5	19:49.125 Jackson	Hootman	ColoBikeLaw.com	Denver	5	Riders Results
JM 15-16	6	6	21:00.389 Wyatt	Gaulke	Unattached	Cheyenne	4	Riders Results
JM 15-16	7	7	21:17.963 Bryan	Ramos	Ridge View Academy / Y.E.A.H.!!	Watkins	5	Riders Results
JM 15-16	8	8	22:21.495 Jesus	Hernandez	Unattached	WATKINS	5	Riders Results
JM 15-16	9	9	25:58.700 John	Newton	Unattached		5	Riders Results
JM 17-18	1	1	18:43.265 James	Danahey	Altitude Cycling	Denver	4	Riders Results
JM 17-18	2	2	19:05.549 Matthew	Scavuzzo	Altitude Cycling	PARKER	4	Riders Results
JM 17-18	3	3	19:39.187 Andrew	Castagneri	Black Sheep Jr. Cycling	LITTLETON	4	Riders Results
JM 17-18	4	4	21:32.523 Adam	Pochon	Unattached	ARVADA	5	Riders Results
JM 17-18	5	5	21:32.749 Abel	Maki	Ridge View Academy / Y.E.A.H.!!	Parker	5	Riders Results
JM 17-18	6	6	22:07.471 Connor	McBride	Unattached		5	Riders Results
JM 17-18	7	7	22:27.122 Max	Schmidtman	Black Sheep Jr. Cycling	Nederland	4	Riders Results
JW 10-12	1	1	24:31.870 Tea	Wright	Boulder Junior Cycling	BOULDER	4	Riders Results
JW 10-12	2	2	24:37.285 Inge	Vandenberg	Unattached	Eagle	4	Riders Results
JW 10-12	3	3	26:05.867 Taylor	Johnson	Black Sheep Jr. Cycling	Broomfield	4	Riders Results
JW 10-12	4	4	27:09.332 Emma	Slenkovich	Altitude Cycling	Littleton	4	Riders Results

JW 10-12	5	5	28:14.545 Petra	Schmidtman	Black Sheep Jr. Cycling	Nederland	4	Riders Results
JW 10-12	6	6	28:33.611 Sophie	Berry	Unattached	Littleton	4	Riders Results
JW 10-12	7	7	34:11.011 Nina	Florek	Unattached		4	Riders Results
JW 13-14	1	1	26:17.567 Cassidy	Donohue	Boulder Junior Cycling	BOULDER	4	Riders Results
SW 3	1	1	18:34.474 Kristen	Peterson	Unattached	Boulder	3	Riders Results
SW 3	2	2	19:02.344 Meg	Hendricks	Unattached	Denver	3	Riders Results
SW 3	3	3	19:52.164 Susie	Jones	Unattached		3	Riders Results
SW 3	4	4	19:55.878 Nina	Donohue	Boulder Cycle Sport	Boulder	3	Riders Results
SW 3	5	5	20:13.539 Christine	Snider	Front Rangers Cycling Club	Englewood	3	Riders Results
SW 3	6	6	20:29.974 Marta	Morris	ExergyTWENTY12	Grand Junction	3	Riders Results
SW 3	7	7	22:59.021 Laura	Somak	Unattached		3	Riders Results
SW 3	8	8	23:27.955 Ellen	Wright	Team Rio Grande	FORT COLLINS	3	Riders Results
SW 3	9	9	24:36.898 Hailey	Howe	T3Multisports	Avon	3	Riders Results
SW 4	1	1	19:28.318 Nell	Rojas	Unattached	Boulder	4	Riders Results
SW 4	2	2	19:46.586 Barb	Lotze	The Cyclist-Lawyer.com	Littleton	4	Riders Results
SW 4	3	3	19:47.096 Maria	Tang	Naked Women's Racing	Boulder	4	Riders Results
SW 4	4	4	19:55.581 Cindy	Hintgen	Primal/McDonald Audi Women's Racing	FRISCO	4	Riders Results
SW 4	5	5	19:57.136 Katie	Harrer	Naked Women's Racing	DENVER	4	Riders Results
SW 4	6	6	20:16.530 Booka	Smith	PSIMET/Zilla Racing	Dillon	4	Riders Results
SW 4	7	7	20:18.172 Amy	Thompson	Racer X Cycling p/b Old School Industries	Denver	4	Riders Results
SW 4	8	8	20:26.292 Anna	Levine	Boulder Running Company Cycling Team	Longmont	4	Riders Results
SW 4	9	9	20:40.800 Nadezhda	Mitelman	Unattached	Arvada	4	Riders Results
SW 4	10	10	21:35.062 Savannah	Adams	Front Rangers Cycling Club	DENVER	4	Riders Results
SW 4	11	11	21:45.622 Pamela	Sponholtz	PSIMET/Zilla Racing	Wheat Ridge	4	Riders Results
SW 4	12	12	21:45.917 Michelle	Maxwell	Primal/McDonald Audi Women's Racing	Lafayette	4	Riders Results
SW 4	13	13	22:04.141 Nadine	Pyter	Twin Peaks Racing	LAKEWOOD	4	Riders Results
SW 4	14	14	22:22.356 Nathalie	Krantz	Unattached		4	Riders Results
SW 4	15	15	23:11.098 Shelley	Hartman	The Cyclist-Lawyer.com	BOULDER	4	Riders Results
SW 4	16	16	26:27.640 Robin	Hardie	Unattached		4	Riders Results
SW 45+	1	1	19:29.976 Leslie	Resnick	Primal/McDonald Audi Women's Racing	Denver	3	Riders Results
SW 45+	2	2	20:10.654 Sue	Lloyd	Boulder Running Company Cycling Team	WHEATRIDGE	3	Riders Results

SW 45+	3	3	21:26.652	Stephanie Scavuzzo	Altitude Cycling	PARKER	4	Results
SW 45+	4	4	22:19.899	Kathryn Judson	Green Mountain Sports Velo	Boulder	2	Riders Results
SM 65+	1	1	19:33.405	Scott Tucker	Schwab Cycles Racing Team	GOLDEN	3	Riders Results
SM 65+	2	2	20:12.743	Richard Bagienski	Durango Wheel Club	Durango	3	Riders Results
SM 65+	3	3	20:16.684	Gary McCarrell	Unattached		5	Riders Results
SM 65+	4	4	20:33.444	Donald Haywood	Local Velo	Fort Collins	3	Riders Results
SM 65+	5	5	20:40.152	Bob Connelly	Green Mountain Sports Velo	Denver	4	Riders Results
SM 65+	6	6	21:13.108	Phillip Davis	Unattached		5	Riders Results
SM 65+	7	7	21:49.644	Alan Boisvert	COBRAS	LITTLETON	4	Riders Results
SM 65+	8	8	23:05.679	Mark Noble	Unattached	Colorado Springs	5	Riders Results
SW 55+	1	1	19:56.776	Kristine Johnson	DNA Cycling-UT	LARKSPUR	4	Riders Results
SW 55+	2	2	20:43.655	Sandra North	Blue Sky Velo	Berthoud	4	Riders Results
SW 55+	3	3	21:08.346	Martha Iverson	Durango Wheel Club	Durango	3	Riders Results
SW 55+	4	4	21:33.321	Ceil Murphy	Unattached	MONUMENT	4	Riders Results
SW 55+	5	5	21:56.442	Ruth Alexander	RealD-Amgen	Fort Collins	4	Riders Results
SW 55+	6	6	23:53.638	Jan Anderson	Unattached		4	Riders Results
SW 55+	7	7	24:01.633	Ruthanne Polidori	Racer X Cycling p/b Old School Industries	MORRISON	4	Riders Results
Tandem	1	1	18:39.169	Kara Carragher	Unattached		4	Riders Results
Tandem	2	2	22:33.888	Sue Shusterman	Unattached		4	Riders Results
Tandem	3	3	22:51.493	Nick Slenkovich	Altitude Cycling	Littleton	4	Riders Results
Tandem	4	4	23:59.425	Mark Thompson	Unattached		4	Riders Results
Tandem	5	5	47:17.798	Deb Tejada	Unattached		4	Riders Results
SM 45+_4	1	1	17:27.334	Andrew Medina	Primal Wear - McDonald-Audi	LITTLETON	4	Riders Results
SM 45+_4	2	2	17:38.530	Jay Burgess	RealD-Amgen	Boulder	4	Riders Results
SM 45+_4	3	3	18:24.664	Mark Donald	Altitude Cycling	BROOMFIELD	4	Riders Results
SM 45+_4	4	4	18:28.335	Michael Goodwin	Unattached	PUEBLO	4	Riders Results
SM 45+_4	5	5	18:30.717	Michael Chamberlin	Southern Colorado Velo	COLORADO SPRINGS	4	Riders Results
SM 45+_4	6	6	18:32.451	Bennett Hug	ColoBikeLaw.com	HIGHLANDS RANCH	4	Riders Results
SM 45+_4	7	7	18:42.431	Shawn Rucks	RealD-Amgen	Boulder	4	Riders Results
SM 45+_4	8	8	18:49.298	Dean Stathopoulos	Racer X Cycling p/b Old School Industries	HIGHLANDS RANCH	4	Riders Results
SM 45+_4	9	9	18:57.730	Tom Hootman	ColoBikeLaw.com	Denver	4	Riders Results
SM 45+_4	10	10	19:03.547	Philippe Capraro	Altitude Cycling	Denver	4	Riders Results

SM 45+_4	11	11	19:16.777	Murray S. Willis	Altitude Cycling	LAKEWOOD	4	Riders Results
SM 45+_4	12	12	19:21.757	Jim Castagneri	Black Sheep Jr. Cycling	Littleton	4	Riders Results
SM 45+_4	13	13	19:23.570	Darryl Sigman	VOLO Cycling p/b RMSS	Highlands Ranch	4	Riders Results
SM 45+_4	14	14	19:29.262	Nick Slenkovich	Altitude Cycling	Littleton	4	Riders Results
SM 45+_4	15	15	19:36.170	Richard Chamberlin	Blue Sky Velo	WESTMINSTER	4	Riders Results
SM 45+_4	16	16	19:56.694	Michael Howells	Racer X Cycling p/b Old School Industries	Aurora	5	Riders Results
SM 45+_4	17	17	21:22.145	Robert Zedaker	Primal Wear - McDonald-Audi	Centennial	4	Riders Results
SM 45+_4	18	18	22:09.040	Frank Scavuzzo	Altitude Cycling	Parker	4	Riders Results
SM 35+_3	1	1	16:44.467	Jonah Adley	GS Boulder - Studio One Dental-Organic India	BOULDER	3	Riders Results
SM 35+_3	2	2	17:17.828	John Guala	PSIMET/Zilla Racing	WESTMINSTER	3	Riders Results
SM 35+_3	3	3	17:59.711	Dane Emde	Team Rio Grande	Fort Collins	3	Riders Results
SM 35+_3	4	4	18:00.126	Mike Schaumloeffel	Team Rio Grande	BOULDER	3	Riders Results
SM 35+_3	5	5	18:05.084	Scott Meadows	Louisville Cyclery	ERIE	3	Riders Results
SM 35+_3	6	6	18:13.653	Scott Konnagan	RealD-Amgen	Colorado Springs	3	Riders Results
SM 35+_3	7	7	18:39.792	Jack Jefferies	Unattached	Avon	3	Riders Results
SM 35+_3	8	8	18:54.899	Jason Glenn	VOLO Cycling p/b RMSS	LITTLETON	3	Riders Results
SM 35+_3	9	9	19:00.104	Nard Moseley	KingRacingGroup	Dallas	3	Riders Results
SM 35+_3	10	10	19:30.471	Ryan Kerin	Unattached	Dillon	3	Riders Results
SM 35+_3	11	11	20:23.913	Clay Anselmo	Racer X Cycling p/b Old School Industries	Elizabeth	3	Riders Results
SM 5	1	1	19:54.992	Phil Smith	Unattached	ARVADA	5	Riders Results
SM 5	2	2	20:24.861	Jimmy Bisese	Unattached		5	Riders Results
SM 5	3	3	20:53.291	John Goodwin	Unattached		5	Riders Results
SM 5	4	4	21:09.214	Chris Malouf	Unattached		5	Riders Results
SM 5	5	5	21:18.866	Robert Simpson	Unattached		5	Riders Results
SM 5	6	6	21:54.110	Eric Lindblad	Unattached		5	Riders Results
SM 5	7	7	22:59.560	Jeff Morgan	Unattached		5	Riders Results
SM 5	8	8	24:36.172	Steve Danahey	Unattached		5	Riders Results
SM 35+_1,2	1	1	16:23.647	Matt Gates	Rocky Mountain Cancer Centers Cycling Team	LYONS	1	Riders Results
SM 35+_1,2	2	2	16:28.092	Walter Durrer	Peloton - Specialized Cycling Team	Loveland	2	Riders Results
SM 35+_1,2	3	3	16:29.780	Matthew Segur	Rocky Mountain Cancer Centers Cycling Team	GOLDEN	2	Riders Results
SM 35+_1,2	4	4	16:33.682	Phil Gronniger	Groove Subaru-Alpha Bicycle Co	Castle Rock	1	Riders Results

SM 35+_1,2,5	5	16:46.785	John Barclay	Rally Sport Cycling Team	BOULDER	2	Riders Results
SM 35+_1,2,6	6	16:55.186	Thomas Fiorillo	VOLO Cycling p/b RMSS	Denver	2	Riders Results
SM 35+_1,2,7	7	17:34.812	Eric Jones	Rally Sport Cycling Team	Boulder	2	Riders Results
SM 35+_1,2,8	8	17:38.529	Matt Charity	Steamboat Velo p/b Moots	STEAMBOAT SPRINGS	2	Riders Results
SM 35+_1,2,9	9	18:02.074	Raik Huster	CP Racing Team	CENTENNIAL	2	Riders Results
SM 45+_1,2,3	1	16:01.818	Danial Casper	Unattached		3	Riders Results
SM 45+_1,2,3	2	17:04.904	Wayne Watson	Natural Grocers Cycling Team	DENVER	3	Riders Results
SM 45+_1,2,3	3	17:10.229	Marco Vasquez	Groove Subaru-Alpha Bicycle Co	CASTLE ROCK	1	Riders Results
SM 45+_1,2,3	4	17:20.833	Jim Dickerson	Great Divide Brewing Company	FORT COLLINS	2	Riders Results
SM 45+_1,2,3	5	17:47.250	James Howe	RealD-Amgen	LAKEWOOD	2	Riders Results
SM 45+_1,2,3	6	17:47.531	Danny Suter	Rally Sport Cycling Team	BOULDER	2	Riders Results
SM 45+_1,2,3	7	17:55.731	Bill Stalhuth	Rocky Mountain Cancer Centers Cycling Team	Boulder	2	Riders Results
SM 45+_1,2,3	8	18:06.804	Steve Presta	Altitude Cycling	Centennial	3	Riders Results
SM 45+_1,2,3	9	18:09.396	Sherman Towsley	Rally Sport Cycling Team	HIGHLANDS RANCH	2	Riders Results
SM 45+_1,2,3	10	18:17.319	Matthew Gible	Sonic Boom Racing	BROOMFIELD	2	Riders Results
SM 45+_1,2,3	11	18:36.470	Greg Berlind	Boulder Orthopedics	DENVER	2	Riders Results
SM 45+_1,2,3	12	18:36.718	Ron Bollenberghe	Cadieux Bicycle Club	Colorado Springs	3	Riders Results
SM 45+_1,2,3	13	19:17.865	William Kraemer	Team Rio Grande	FORT COLLINS	3	Riders Results
SM 45+_1,2,3	14	20:21.761	Chris Klemick	Unattached	BOULDER	3	Riders Results
SM 45+_1,2,3	---	DNF	DNF Rick Suer	Natural Grocers Cycling Team	Golden	3	Riders Results
SW Pro-1-2 1	1	18:09.549	Jennifer Schumm	Prestige Imports / ZumXR	Greenwood Village	2	Riders Results
SW Pro-1-2 2	2	18:15.514	Rebecca Balboni	Exergy/TWENTY12	Durango	3	Riders Results
SW Pro-1-2 3	3	18:21.065	Julie Emmerman	Rally Sport Cycling Team	Boulder	1	Riders Results
SW Pro-1-2 4	4	18:29.339	Angela des Cognets	Primal/McDonald Audi Women's Racing	Golden	2	Riders Results
SW Pro-1-2 5	5	18:30.823	Lucy Conklin	GS Boulder - Studio One Dental - Organic India	Boulder	2	Riders Results
SW Pro-1-2 6	6	18:58.712	Amy Charity	Vanderkitten	Steamboat Springs	1	Riders Results
SW Pro-1-2 7	7	19:09.576	Amy Dombroski	Young Telenet Fidea Cycling Team	Boulder	1	Riders Results
SW Pro-1-2 8	8	19:28.022	Shellane Fancher	Primal/McDonald Audi Women's Racing	Littleton	2	Riders Results
SW Pro-1-2 9	9	19:47.502	Amity Elliot	Unattached		2	Riders Results
SW Pro-1-2 10	10	19:48.616	Anne Donley	Unattached	BOULDER	1	Riders Results
SW Pro-1-2 11	11	22:08.609	Irena Ossola	Unattached		2	Riders Results

Our Fantastic Sponsors - Thank You!



On Your Side®



TEAM EVERGREEN
CYCLING





2013 Results

Disc Golf

Male Distance Competition Grand Masters

7/21/2013

1. MICHAEL SCHUETTE (COLORADO SPRINGS, CO)

Male Distance Competition Masters

7/21/2013

1. TURNER RAY (COLORADO SPRINGS, CO)

Male Distance Competition Open

7/21/2013

1. DAVID BODEN (COLORADO SPRINGS, CO)
2. RANDELL COOK (,)
3. THADDEUS BENDER (COLORADO SPRINGS, CO)

Male Putting Competition N/A

7/21/2013

1. DAVID BODEN (COLORADO SPRINGS, CO)
2. JEREMIAH KING (COLORADO SPRINGS, CO)

Female Pro Grand Masters 50+

7/23/2013

1. KIM ARATA (COLORADO SPRINGS, CO)

Male Advanced Grandmasters (50+)

7/23/2013

1. ALAN ARATA (COLORADO SPRINGS, CO)
2. DAVID FOURNIER (COLORADO SPRINGS, CO)

Male Advanced Masters (40+)

7/23/2013

1. MATT JAMES (, CO)

Male Amateur Advanced

7/23/2013

1. RANDELL COOK (,)

2. **BRANDON WITTLAKE (COLORADO SPRINGS, CO)**

Male Amateur Intermediate

7/23/2013

1. **JEREMIAH KING (COLORADO SPRINGS, CO)**
2. **CHRISTOPHER COLES (COLORADO SPRINGS, CO)**
3. **THADDEUS BENDER (COLORADO SPRINGS, CO)**

Male Amateur [Recreational](#)

7/23/2013

1. **BRIAN LAFFERTY (COLORADO SPRINGS, CO)**
2. **STEVE GANDARA (SECURITY, CO)**
3. **ZACH NEAL (COLORADO SPRINGS, CO)**
4. **TIM ALLISON (COLORADO SPRINGS, CO)**
5. **DEVON ALLISON (COLORADO SPRINGS, CO)**

Male Pro Grand Masters 50+

7/23/2013

1. **GREGG FOURNIER (LARKSPUR, CO)**
2. **BILLY WEST (MANITOU SPRINGS, CO)**
3. **MICHAEL SCHUETTE (COLORADO SPRINGS, CO)**
4. **JOE BERNARD (COLORADO SPRINGS, CO)**

Male Pro Masters 40+

7/23/2013

1. **TURNER RAY (COLORADO SPRINGS, CO)**
2. **TAGGART BAILEY (COLORADO SPRINGS, CO)**

Male Professional Open

7/23/2013

1. **MIKE BROWN (COLORADO SPRINGS, CO)**
2. **DAVID [BODEN](#) (COLORADO SPRINGS, CO)**



2013 Results

Diving

Female 10-11 1 Meter Competitive

7/27/2013

1. HAYLEY PINGEL (PUEBLO, CO) 176.4

Female 10-11 1 Meter Novice

7/27/2013

1. HALLE WILKINSON (PARKER, CO) 91.1

Female 10-11 3 Meter Novice

7/27/2013

1. HAYLEY PINGEL (PUEBLO, CO) 99.2

Female 12-13 1 Meter Competitive

7/27/2013

1. SYDNEY ECCLES (WADDELL, AZ) 145.5

Female 12-13 1 Meter Novice

7/27/2013

1. MADISON HENDRIX (PEYTON, CO) 143.6

Female 12-13 3 Meter Novice

7/27/2013

1. MADISON HENDRIX (PEYTON, CO) 80
2. [SYDNEY](#) ECCLES (WADDELL, AZ) 69.5

Female 14-15 1 Meter Competitive

7/27/2013

1. KAYLEE EAKMAN (PUEBLO, CO) 241.6
2. MACKENZIE BLOMQUIST (COLORADO SPRINGS, CO) 193.55

Female 14-15 3 Meter Competitive

7/27/2013

1. KAYLEE EAKMAN (PUEBLO, CO) 214.7

Female 14-15 3 Meter Novice

7/27/2013

1. MACKENZIE BLOMQUIST ([COLORADO SPRINGS, CO](#)) 108.1

Female 16-18 1 Meter Competitive

7/27/2013

1. TAYLOR WALSH (COLORADO SPRINGS, CO) 325.9
2. MELANI KOUSKOUTIS (CENTENNIAL, CO) 248.25
3. EMMA PLENTL (COLORADO SPRINGS, CO) 244.85

Female 16-18 3 Meter Competitive

7/27/2013

1. TAYLOR WALSH (COLORADO SPRINGS, CO) 325.55
2. MELANI KOUSKOUTIS (CENTENNIAL, CO) 246

Female 19-24 1 Meter Competitive

7/27/2013

1. ANGELICA WEBB (AVONDALE, AZ) 180.95

Female 19-24 3 Meter Novice

7/27/2013

1. ANGELICA WEBB (AVONDALE, AZ) 182.35

Female 45-54 1 Meter Competitive

7/27/2013

1. TAMMY BAKER (GOODYEAR, AZ) 197.7

Female 45-54 3 Meter Novice

7/27/2013

1. TAMMY BAKER (GOODYEAR, AZ) 124.9

Female 55-64 1 Meter Competitive

7/27/2013

1. JEROLYN WEBB (AVONDALE, AZ) 143.65

Female 55-64 3 Meter Novice

7/27/2013

1. JEROLYN WEBB (AVONDALE, AZ) 154.85

Female 8-9 1 Meter Novice

7/27/2013

1. KINSEY PINGEL (PUEBLO, CO) 71.75

Male 10-11 1 Meter Competitive

7/27/2013

1. GAVIN MUCKEY (AURORA, CO) 185.5
2. ANDREW BAKER (GOODYEAR, AZ) 140.35
3. JOSEPH PETRUCELLI (PARKER, CO) 79.2

Male 10-11 1 Meter Novice

7/27/2013

1. LEVI HENDRIX (PEYTON, CO) 82.6
2. TYLER JAMES (PARKER, CO) 82.4

Male 10-11 3 Meter Competitive

7/27/2013

1. GAVIN MUCKEY (AURORA, CO) 191.22

Male 10-11 3 Meter Novice

7/27/2013

1. ANDREW BAKER (GOODYEAR, AZ) 93.8
2. JOSEPH PETRUCELLI (PARKER, CO) 83.5
3. LEVI HENDRIX (PEYTON, CO) 70.5

Male 14-15 1 Meter Competitive

7/27/2013

1. ANDREW WEBB (AVONDALE, AZ) 264.43

Male 14-15 3 Meter Competitive

7/27/2013

1. ANDREW WEBB (AVONDALE, AZ) 267.6

Male 16-18 1 Meter Competitive

7/27/2013

1. LUKE HANSEN (COLORADO SPRINGS, CO) 319.6
2. MATT JAGIELLO (LITTLETON, CO) 307.55

Male 19-24 1 Meter Competitive

7/27/2013

1. JON WEBB (AVONDALE, AZ) 361.25
2. JACOB BUTLER (PARKER, CO) 316.1
3. ERIC MOORE (FOUNTAIN, CO) 265.25

Male 19-24 3 Meter Competitive

7/27/2013

1. JON WEBB (AVONDALE, AZ) 414.25
2. BRANDON RUPP (PARKER, CO) 190.65

Male 7 & Under 1 Meter Novice

7/27/2013

1. JOSHUA KANUCHOK (AVONDALE, AZ) 95.4

Male 7 & Under 3 Meter Novice

7/27/2013

1. CALEB HUMPHREYS (LAVEEN, AZ) 82.65

Male 7 & Under 3 Meter Novice

7/27/2013

1. **JOSHUA KANUCHOK (AVONDALE, AZ) 72**

Male 8-9 1 Meter Competitive

7/27/2013

1. **CALEB HUMPHREYS (LAVEEN, AZ) 99.2**

| [All Sports](#) |

PPAC 7/26-28/2013 Agility Trial

High In Trial Medal Report

Preferred 4"

<i>Redwood Zinger! (Zinger)</i>	<i>Gold</i>
<i>Kathy Matejka</i>	<i>37.19</i>
7/26/2013 Master Standard	19.83
7/26/2013 Master Jumpers With Weaves	5.25
7/28/2013 Master Standard	12.11
<i>Manitou's Troon (Troon)</i>	<i>Silver</i>
<i>Pat Levy</i>	<i>23.81</i>
7/26/2013 Master Standard	9.69
7/26/2013 Master Jumpers With Weaves	6.47
7/27/2013 Master Jumpers With Weaves	7.65

Preferred 8"

<i>Halcyon Reach For The Stars (Lyra)</i>	<i>Gold</i>
<i>Jim & Susie deKieffer</i>	<i>66.14</i>
7/26/2013 Master Standard	22.59
7/26/2013 Master Jumpers With Weaves	18.3
7/27/2013 Master Standard	25.25

Preferred 12"

<i>Darlin' Darby Winters (Darby)</i>	<i>Gold</i>
<i>Kimberly Winters</i>	<i>60.68</i>
7/26/2013 Master Standard	22.9
7/26/2013 Master Jumpers With Weaves	16.61
7/27/2013 Master Standard	21.17

Preferred 16"

<i>Simply Sydney (Sydney)</i>	<i>Gold</i>
<i>Kim Plath</i>	<i>77.41</i>
7/26/2013 Master Standard	29.44
7/26/2013 Master Jumpers With Weaves	19.55
7/28/2013 Master Standard	28.42

PPAC 7/26-28/2013 Agility Trial

High In Trial Medal Report

<i>Fly'N Hi Tar'n Up The Course (Tar'n)</i>	<i>Silver</i>
<i>Norman Lende</i>	<i>64.03</i>
7/27/2013 Master Standard	24.43
7/27/2013 Master Jumpers With Weaves	15.84
7/28/2013 Master Standard	23.76
<i>Hob Nob Moving Violation (Ticket)</i>	<i>Bronze</i>
<i>Linda Johns</i>	<i>-952.51</i>
7/28/2013 Master Standard	28.62
7/28/2013 Master Jumpers With Weaves	18.87
	-1000

Preferred 20"

<i>Goin Jake (Jake)</i>	<i>Gold</i>
<i>Marsha R Littau</i>	<i>40.63</i>
7/26/2013 Master Standard	14.57
7/26/2013 Master Jumpers With Weaves	9.65
7/28/2013 Master Standard	16.41
<i>Ransom's Rocky Mtn Annika (Nika)</i>	<i>Silver</i>
<i>Diana Quinn</i>	<i>34.09</i>
7/28/2013 Master Standard	14.82
7/28/2013 Master Jumpers With Weaves	7.47
7/26/2013 Master Jumpers With Weaves	11.8
<i>Le Grimm Piper of Steffens Way (Piper)</i>	<i>Bronze</i>
<i>Georgeann Steffens</i>	<i>31.17</i>
7/27/2013 Master Standard	14.15
7/27/2013 Master Jumpers With Weaves	1.85
7/28/2013 Master Standard	15.17

PPAC 7/26-28/2013 Agility Trial

High In Trial Medal Report

Regular 8"

<i>Winter's Snow Lilly (Lilly)</i>	<i>Gold</i>
<i>Toni Brescia</i>	<i>48.96</i>
7/28/2013 Master Standard	22.03
7/28/2013 Master Jumpers With Weaves	16.07
7/27/2013 Master Jumpers With Weaves	10.86
<i>Kadell's Cuevo Gold W (Big Sur)</i>	<i>Silver</i>
<i>Beth Klucher Whitney</i>	<i>35.83</i>
7/28/2013 Master Standard	14.12
7/28/2013 Master Jumpers With Weaves	6.49
7/26/2013 Master Standard	15.22
<i>Luigi (Luigi)</i>	<i>Bronze</i>
<i>Cheryl Fiscelli</i>	<i>27.01</i>
7/27/2013 Master Standard	13
7/27/2013 Master Jumpers With Weaves	5.28
7/26/2013 Master Jumpers With Weaves	8.73

Regular 12"

<i>Silver Princess Irena Vom Orechers (Irena)</i>	<i>Gold</i>
<i>Suzi Cope</i>	<i>54.16</i>
7/28/2013 Master Standard	23.33
7/28/2013 Master Jumpers With Weaves	14.26
7/26/2013 Master Jumpers With Weaves	16.57
<i>Halcyon High Hopes (Hope)</i>	<i>Silver</i>
<i>Jim & Susie deKieffer</i>	<i>53.6</i>
7/27/2013 Master Standard	22.39
7/27/2013 Master Jumpers With Weaves	10.76
7/26/2013 Master Standard	20.45
<i>Harmony McCairns Protector of the Clan (Aleck)</i>	<i>Bronze</i>
<i>Andrea Faucette</i>	<i>51.85</i>
7/26/2013 Master Standard	20.56
7/26/2013 Master Jumpers With Weaves	11.88
7/28/2013 Master Standard	19.41

PPAC 7/26-28/2013 Agility Trial

High In Trial Medal Report

Desusas Tsunami vd Dandylion (Tsunami)	
Joni & Roger Weed	29.47
7/26/2013 Master Standard	8.93
7/26/2013 Master Jumpers With Weaves	10.81
7/28/2013 Master Jumpers With Weaves	9.73
Sunkist A Boy Named Sue (Cash)	
Judith Veale	28.86
7/27/2013 Master Standard	14.69
7/27/2013 Master Jumpers With Weaves	3.96
7/26/2013 Master Standard	10.21
<hr/>	
Regular 16"	
<i>Kallista's Silver Sails Aloft (Jib)</i>	<i>Gold</i>
<i>Suzi Cope</i>	<i>49.08</i>
7/26/2013 Master Standard	20.33
7/26/2013 Master Jumpers With Weaves	10.49
7/28/2013 Master Standard	18.26
<i>Honeyrun's Glacier (Glacier)</i>	<i>Silver</i>
<i>Steve Rios</i>	<i>41.37</i>
7/27/2013 Master Standard	20.56
7/27/2013 Master Jumpers With Weaves	10.61
7/28/2013 Master Jumpers With Weaves	10.2
<i>Skylark's Secret Gem (Ruby)</i>	<i>Bronze</i>
<i>Maureen Baumtrog</i>	<i>28.02</i>
7/28/2013 Master Standard	11.5
7/28/2013 Master Jumpers With Weaves	3.96
7/27/2013 Master Standard	12.56
Emma T. McDivot (Emma)	
James Hall	26.76
7/28/2013 Master Standard	6.57
7/28/2013 Master Jumpers With Weaves	3.62
7/26/2013 Master Standard	16.57

PPAC 7/26-28/2013 Agility Trial High In Trial Medal Report

Icy Rabbit Catcher (Winston)	
Gwen Husted-Annis	-977.26
7/27/2013 Master Standard	14.49
7/27/2013 Master Jumpers With Weaves	8.25
	-1000
Halcyon Kula Nita-Rose (Rosie)	
Jim & Susie deKieffer	-985.5
7/28/2013 Master Standard	10.39
7/28/2013 Master Jumpers With Weaves	4.11
	-1000
<hr/>	
Regular 20"	
<i>Intrigue's In Like FI'n (FI'n)</i>	<i>Gold</i>
<i>Norman Lende</i>	<i>66.77</i>
7/27/2013 Master Standard	25.23
7/27/2013 Master Jumpers With Weaves	16.19
7/28/2013 Master Standard	25.35
<i>Hob Nob Greased Lightning (Slick)</i>	<i>Silver</i>
<i>Steve Moon</i>	<i>64.37</i>
7/28/2013 Master Standard	24.67
7/28/2013 Master Jumpers With Weaves	15.66
7/27/2013 Master Standard	24.04
<i>Sophie 2 (Sophie)</i>	<i>Bronze</i>
<i>Jim Knox</i>	<i>60.4</i>
7/27/2013 Master Standard	22.79
7/27/2013 Master Jumpers With Weaves	14.56
7/28/2013 Master Standard	23.05
Remington Steal My Heart (Remi)	
Dawn Griebelbauer	59.76
7/28/2013 Master Standard	22.12
7/28/2013 Master Jumpers With Weaves	12.12
7/26/2013 Master Standard	25.52

PPAC 7/26-28/2013 Agility Trial High In Trial Medal Report

Panacea's Mad About You (Chili Pepper)	
Katherine & Dale Hokens	<i>49.19</i>
7/27/2013 Master Standard	18.94
7/27/2013 Master Jumpers With Weaves	11.19
7/28/2013 Master Standard	19.06
Madison Joe-Bruin Sanchez-Susman (Madison)	
Lauren Sanchez-Susman	<i>41.37</i>
7/28/2013 Master Standard	19.67
7/28/2013 Master Jumpers With Weaves	8.6
7/27/2013 Master Standard	13.1
Teddy (Teddy)	
Joan W. Leffingwell	<i>37.22</i>
7/28/2013 Master Standard	14.77
7/28/2013 Master Jumpers With Weaves	7.21
7/26/2013 Master Standard	15.24
Onyx (Onyx)	
Susan Sprenkle	<i>33.36</i>
7/26/2013 Master Standard	14.52
7/26/2013 Master Jumpers With Weaves	7.19
7/27/2013 Master Standard	11.65
Fly'N Paws Run'N At Red Line (Rev'N)	
Norman Lende	<i>32.85</i>
7/28/2013 Master Standard	18.73
7/28/2013 Master Jumpers With Weaves	5.94
7/27/2013 Master Jumpers With Weaves	8.18
Luke (Luke)	
Alfred Million	<i>23.78</i>
7/28/2013 Master Standard	12.33
7/28/2013 Master Jumpers With Weaves	0
7/26/2013 Master Standard	11.45

PPAC 7/26-28/2013 Agility Trial

High In Trial Medal Report

Labyrinth Black Rose (Rose)	
Brant Rosten	19.82
7/27/2013 Master Standard	10.08
7/27/2013 Master Jumpers With Weaves	0
7/28/2013 Master Standard	9.74
Keeper Of My Heart (Keeper)	
Dawn Griebelbauer	16.45
7/27/2013 Master Standard	7.29
7/27/2013 Master Jumpers With Weaves	0.48
7/28/2013 Master Standard	8.68
Goldmerle's What Happens in Vegas (Maddie)	
Amanda Glazar	-980.2
7/28/2013 Master Standard	13.07
7/28/2013 Master Jumpers With Weaves	6.73
	-1000

Regular 24"

<i>J'Admire La Vie Enchantee Moravia Campanella (Roxy)</i>	<i>Gold</i>
<i>Mary Weir</i>	<i>47.69</i>
7/27/2013 Master Standard	23.43
7/27/2013 Master Jumpers With Weaves	13.1
7/28/2013 Master Jumpers With Weaves	11.16
<i>Enchanted Count Wallace (Wallace)</i>	<i>Silver</i>
<i>Mary Weir</i>	<i>31.18</i>
7/27/2013 Master Standard	12.54
7/27/2013 Master Jumpers With Weaves	3.59
7/28/2013 Master Standard	15.05
<i>River Ranch Dakota Gold (Dakota)</i>	<i>Bronze</i>
<i>Dee Puckett</i>	<i>25.25</i>
7/28/2013 Master Standard	13.72
7/28/2013 Master Jumpers With Weaves	0
7/26/2013 Master Standard	11.53

PPAC 7/26-28/2013 Agility Trial High In Trial Medal Report

Boulder's Bolder Rhythm (Jazz)	
Katherine & Dale Hokens	22.14
7/28/2013 Master Standard	12.13
7/28/2013 Master Jumpers With Weaves	0.8500000000
7/27/2013 Master Standard	9.16
Colby (Colby)	
Mary Rios	-971.79
7/28/2013 Master Standard	19.24
7/28/2013 Master Jumpers With Weaves	8.97
	-1000
PrairiStar's O What A Dream (Dylan)	
Beth Singleton-Howland	-974.68
7/27/2013 Master Standard	14.24
7/27/2013 Master Jumpers With Weaves	11.08
	-1000

From: [LARRY ZAPPONE](#)
To: results@thesportscorp.org
Subject: Field Hockey Final Results
Date: Sunday, July 28, 2013 6:32:35 PM

RMSG 2013 Field Hockey completed today. Medals were awarded in two divisions...adult coed and U19 women.

Adult Co-ed

Gold: Club Lewy

Silver: Schui TV

Bronze: Dora Exploras

Under 19 Women

Gold: Denver Field Hockey Club

Silver: Regis Red

Bronze: Cheyenne Mountain

Call or email if you have questions or need more info.

Thanks,

Larry Zappone
Commissioner, Field Hockey
larryzap@msn.com
719.331.8757



2013 Results

Flag Football

Male Team [Pool A](#)

7/28/2013

1. **SAINTS ROW** , CO
2. **V.I.P.** COLORADO SPRINGS, CO
3. **SPRINGS TEAM** COLORADO SPRINGS, CO

Male Team [Pool B](#)

7/28/2013

1. **BLACK PANTHERS** [COLORADO SPRINGS](#), CO
2. **BUSTED BALLERS** [WOODLAND](#) PARK, CO

| [All Sports](#) |



2013 Results

Inline Hockey

Coed [Team 17 & Under](#) Gold

7/22/2013

1. **PANTHERS** COLORADO SPRINGS , CO
2. **AVALANCE** WESTMINSTER, CO
3. **LIGHTENING** COLORADO SPRINGS , CO

Coed Team 18 & Over Gold

7/22/2013

1. **COLORADO 1996** COLORADO SPRINGS , CO
2. **AVALANCE** WESTMINSTER, CO
3. **PHANTOM** PUEBLO , CO

Coed Team 35+ Gold

7/22/2013

1. **FLYING DUTCHMEN** COLORADO SPRINGS , CO
2. **[LIGHTENING](#)** [COLORADO SPRINGS](#) , CO
3. **AVALANCHE** WESTMINSTER, CO

| [All Sports](#) |

Last	First	Sport	Place
BAIRD	GRAHAM	Orienteering	2
BALDWIN	MARK	Orienteering	1
BARLOW	NEAL	Orienteering	1
BOZARTH	TROY	Orienteering	1
BRAMHALL	ELIZABETH	Orienteering	1
CHAWLA	STEPHANIE	Orienteering	1
GALLOWAY	CRYSTAL	Orienteering	1
LITASI	SHERRY	Orienteering	1
MANN	B. BROOKE	Orienteering	1
MOORE	GALEN	Orienteering	3
MURRAY	CAMERON	Orienteering	1
MURRAY	CRAIG	Orienteering	1
MURRAY	VALERIE	Orienteering	1
OWINGS	KAYLAH	Orienteering	1
STOLL	DAN	Orienteering	2
WHITE	JOSIE	Orienteering	1

|



Men's & Women's Make-Up Game Results

Men's 50's

Gold--Ken Currey and Ron Mcwhirter

Silver--Darryl May and Joe Belzer

Women's 50's

Gold--Tonya Sausser and Hobie Aldridge

Silver--Ramona Boone and Nancy Steffy

Bronze--Ann Gale and Kit May

Men's 60's

Gold--Brent Carlson and Don Barron

Silver--Roger Gossard and John DeBarbieri

Bronze--Mike Sausser and Steve Boone

Women's 60's

Gold--Nancy Engard and Rona Clark

Silver--Dawn Turner and Chris Beale

Bronze--Nancy Hessin and Lynn Drew

Men's 70's

Gold--Bill Oliver and Roger Bruggeman

Silver--Carl Thout and David Kunze

Bronze--Bob Holman and Charlie Rush

Women's 70's

Gold--Jacy Showers and Marge Thout

Silver--Jane Mckesson and Erol Agnos



2013 Results

Powerlifting - Bench

Female Masters 40+ (Equipped) Women's 56 kg

7/28/2013

1. JEANNE HARMS (FORT COLLINS, CO)

Female Masters 40+ (Raw) Women's 82.5 kg

7/28/2013

1. KATJA STOKLEY (LONGMONT, CO)

Male Masters 40+ (Raw) Men's 100 kg

7/28/2013

1. STEVE HARMS (FORT COLLINS, CO)

Male Open (Equipped) Men's 90 kg

7/28/2013

1. VOLODYMYR NAROLSKYY (AURORA, CO)
2. ROBERT FALAGRADY (GREELEY, CO)



2013 Results

Powerlifting - Full Meet

Female Open (Raw) Women's 60 kg

7/28/2013

1. CHARLOTTE GENEVIER (BOULDER, CO)

Male Junior 19-23 (Raw) Men's 75 kg

7/28/2013

1. BRIAN ASHBEE (COLORADO SPRINGS, CO)

Male Junior 19-23 (Raw) Men's 82.5 kg

7/28/2013

1. RYNE GOLESH (LITTLETON, CO)

Male Junior 19-23 (Raw) Men's 90 kg

7/28/2013

1. BEN BRANDON (DENVER, CO)

Male Masters 40+ (Equipped) Men's 110 kg

7/28/2013

1. JASON JULIAN (PARKER, CO)

Male Masters 40+ (Equipped) Men's 82.5 kg

7/28/2013

1. DAVID BREKKE (COLORADO SPRINGS, CO)

Male Masters 40+ (Equipped) Men's 90 kg

7/28/2013

1. SHANELANDENBERGER (PARKER, CO)

Male Masters 40+ (Raw) Men's 100 kg

7/28/2013

1. SCOTT CAULFIELD (COLORADO SPRINGS, CO)

Male Masters 40+ (Raw) Men's 100 kg

7/28/2013

1. STEVE HARMS (FORT COLLINS, CO)

2. CHARLES KING (PHILADELPHIA, PA)

Male Masters 40+ (Raw) Men's 100 kg

7/28/2013

2. BRYAN DOBSON (DURANGO, CO)

Male Masters 40+ (Raw) Men's 110 kg

7/28/2013

1. STEVE PENA (MORGAN HILL, CA)

Male Masters 40+ (Raw) Men's 125 kg

7/28/2013

1. TOM MONROE (PUEBLO, CO)

Male Masters 40+ (Raw) Men's 75 kg

7/28/2013

1. KYLE BENEVIDEZ (LITTLETON, CO)

Male Masters 40+ (Raw) Men's 75 kg

7/28/2013

1. WILLIAM STANSBERRY (SUPERIOR, CO)

Male Masters 40+ (Raw) Men's 75 kg

7/28/2013

2. DAVID GEORGE (DENVER, CO)

Male Masters 40+ (Raw) Men's 82.5 kg

7/28/2013

1. ANDREW GIPSON (TIE [SIDING](#), WY)

Male Masters 40+ (Raw) Men's 90 kg

7/28/2013

1. ALVIN UEUNTEN (COLORADO SPRINGS, CO)

Male Open (Equipped) Men's 100 kg

7/28/2013

1. DEREK MCBROOM (MORRISON, CO)

Male Open (Equipped) Men's 100 kg

7/28/2013

1. MATT [OSTER](#) (SUPERIOR, CO)

3. JACOB COVEY (BOULDER, CO)

Male Open (Raw) Men's 110 kg

7/28/2013

1. DANIEL GRESH (BOULDER, CO)

Male Open (Raw) Men's 110 kg

7/28/2013

1. STEVE PENA (MORGAN HILL, CA)

Male Open (Raw) Men's 125+ kg

7/28/2013

1. JOSHUA BURGESS (COLORADO SPRINGS, CO)
2. CHARLES HUNT (COLORADO SPRINGS, CO)

Male Open (Raw) Men's 67.5 kg

7/28/2013

1. VARTAN KHACHATUROV (AURORA, CO)

Male Open (Raw) Men's 82.5 kg

7/28/2013

1. JASON WOOD (LAKEWOOD, CO)

Male Open (Raw) Men's 90 kg

7/28/2013

1. JEREMY KOCI (LARAMIE, WY)
2. DANIEL MEINZ (ST. CLOUD, MN)
3. SEAN REAGAN (DENVER, CO)

Male Teenage 14-18 (Equipped) Men's 100 kg

7/28/2013

1. HOWIE HILL (COLORADO SPRINGS, CO)

Male Teenage 14-18 (Equipped) Men's 110 kg

7/28/2013

1. JACK MALY (HIGHLANDS RANCH, CO)

Male Teenage 14-18 (Equipped) Men's 90 kg

7/28/2013

1. TIMOTHY DALY (CENTENNIAL, CO)

Male Teenage 14-18 (Raw) Men's 90 kg

7/28/2013

1. BENJAMIN MATTICK (LITTLETON, CO)



RACQUETBALL EVENT RESULTS

[Click here to view the tournament web site](#) to learn more about this tournament.

[View the Online Entries](#) and other [registration](#) lists.

[Generate Reports](#)







 [Print Results](#)

Email the tournament director if you see any errors: eddiemeredit@earthlink.net.



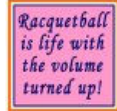

Click the division code links below on the left to view the draws for a specific division in this Racquetball tournament.



[National Racquetball Events](#) [CO Racquetball Events](#) [Colorado Racquetball Association](#)

Division Code	Division Type	Division Name	#	Draw Type	Winner	Runner-Up	Third	Fourth	Quarters / 5th	Quarters / 6th	Quarters / 7th	Quarters / 8th
M5565	Men's Age Singles	Men's 55/65	4	Round Robin	 Steven Knop	 Philip Gaerlan	William Copeland	Sammy Payne				
MADP1	Men's Doubles	A Playoff #1	4	Single Elimination	C.j. Sidebottom / Gene Contreras	Mark Sikorski / Steve Strahler	Tony Rosales / Rick Johnson	Robert Rocha / Rock Carrion				
MBD	Men's Doubles	B	6	Round Robin	Bill Selke / Lam Ha	David Risley / Greg Fraenhoff	William Copeland / Eladio Gutierrez					
MOD	Men's Doubles	Open	10	Round Robin	Ray Cordero / Richard Romero	Eddie Meredith / John Rhodes	Dean Schear / Rico Southee	Cj Sanders / Dwayne Mcknight	Eric Jacquet / Tim Herman			
MA	Men's Singles	A	9	Single Elimination	C.j. Sidebottom	 Tony Rosales	Steve Strahler	Rick Johnson	John Garcia	Robert Rocha	Aaron Horn	Rock Carrion
cMA	Men's Singles	A Consolation	5	Single Elimination	 Rock Carrion	Robert Rocha	Aaron Horn	John Garcia				Steven Helling
MB	Men's Singles	B	11	Single Elimination	Nelson Nolivos	Steven Helling	Eric Jacquet	Steven Knop	David Risley	Michelle Sikorski	Chantel Anderson	Steve Czarnecki
cMB	Men's Singles	B Consolation	7	Single Elimination	 Chantel Anderson	 David Risley	Alexander Bradt	Bill Greer		Michelle Sikorski	George Wood	BYE
David Risley												
MC	Men's Singles	C	2	Single Elimination		Bill Greer						



MO	Men's Singles	Open	5	Single Elimination	Ray Cordero 	John Rhodes 	Rico Southee	Richard Romero	Tim Herman
MIXB	Mixed Doubles	B	10	Round Robin	Barbara Sims / Nelson Nolivos	Su Lin / Bill Selke	Briana Jacquet / Eric Jacquet	Bob Sanders / Peggy Hartmann	Thomas Jiron / Christine McGuire
XOA	Mixed Doubles	Open / A	10	Round Robin	Eddie Meredith / Mary Keenan	Chantel Anderson / Dwayne Mcknight	Dean Schear / Michelle Sikorski	Megan Herman / Tim Herman	Summer Arledge / Gabriel Massaro
WC	Women's Singles	C	2	Single Elimination	Briana Jacquet 	Peggy Hartmann 			

Division Code	Division Type	Division Name	#	Draw Type	Winner	Runner-Up	Third	Fourth	Quarters / 5th	Quarters / 6th	Quarters / 7th	Quarters / 8th
		Pro Penn										
												
		USAracquetball.com										
												
		r2sports.com										
												

[More Hot Items +](#)

[Wilson nPRO RB Racquetball Racquets](#) and other products rated by the players.
[Wilson Racquetball Racquets](#)

[Racquetball Video](#)
 Watch A [Racquetball Video](#) to help improve your skills.
[Racquetball Video Rating Leaders](#)

Visit our Event Sponsors Above

[Home](#) | [Registrants by State](#) | [Registrants by City](#) | [Registrants by Venue](#) | [Registered Event Participants](#)
[View Event Brackets](#) | [Results Summary](#)
[Racquetball Event Information](#) | [Racquetball Event Sponsors](#) | [Racquetball Director Login](#)

[R2 Sports Privacy Statement](#) | [R2 Sports Credit Card Refund Policy](#)

Copyright ©2010 [R2sports](#). All rights reserved.
 Site by [Dynamic Steps Interactive Business Solutions](#)



2013 Results

Rock Climbing

Female 10-12 Bouldering

7/27/2013

1. GINA KELBLE (, CO) 6900

Female 13-15 Bouldering

7/27/2013

1. ELSA HANKIN (, CO) 5450
2. NANCY POE (, CO) 5250
3. EMMA HOWARD (, CO) 3100

Female 16-18 Bouldering

7/27/2013

1. MEGAN Yingling (, CO) 8150

Female 19-39 Bouldering

7/27/2013

1. DANIKAUTZ (, CO) 4200
2. ERIN BRYANT (, CO) 2800

Female 40+ Bouldering

7/27/2013

1. MICHELLE KELBLE (, CO) 4100

Female 7-9 Bouldering

7/27/2013

1. KATIE KELBLE (, CO) 5450
2. SKYE BLEAKLEY (, CO) 1300

Male 10-12 Bouldering

7/27/2013

1. KJ KEAMS (, CO) 1900

Male 13-15 Bouldering

7/27/2013

1. RAY MCVICKER (, CO) 2250

Male 19-39 Bouldering

7/27/2013

1. **KEGAN MINOCK (, CO)** 19450
2. **THOMAS BETTERTON (, CO)** 16500
3. **LUKE BOHANON (, CO)** 12000
4. **JOHN GASS (, CO)** 7400
5. **ZACH VOSE (LITTLETON, CO)** 3450

Male 7-9 Bouldering

7/27/2013

1. **MARK TURNER (, CO)** 2100

Female 10-12 Climbing

7/28/2013

1. **MACKENZIE BAY (LITTLETON, CO)**

Female 19-39 Climbing

7/28/2013

1. **JENNIE CRITTENDEN (COLORADO SPRINGS, CO)**

Female 19-39 Climbing

7/28/2013

1. **JENNIE CRITTENDEN (COLORADO SPRINGS, CO)**
2. **BEA MOWDY (COLORADO SPRINGS, CO)**

Female 19-39 Climbing

7/28/2013

2. **BEA MOWDY (COLORADO SPRINGS, CO)**

Male 13-15 Climbing

7/28/2013

1. **BEN LINDFORS (HIGHLANDS RANCH, CO)**

Male 16-18 Climbing

7/28/2013

1. **DEVIN JOHNSON (COLORADO SPRINGS, CO)**

Male 19-39 Climbing

7/28/2013

1. **BRETT WEINER (COLORADO SPRINGS, CO)**
2. **MIKE CHURESKI (ALAMESA, CO)**
3. **JUSTIN MILLER (BROOMFIELD, CO)**
4. **JAROD LUCERO (ALAMOSA, CO)**
5. **ERIC LEARN (ALAMOSA, CO)**
6. **CHRIS SMITH (COLORADO SPRINGS, CO)**

Male 40+ Climbing

7/28/2013

1. GREG TWOMBLY (CONIFER, CO)
2. GREGG GUINARD (WESTMINISTER, CO)

Male 7-9 Climbing

7/28/2013

1. CHANDLER BAY (LITTLETON, CO)

| [All Sports](#) |

Last	First	Sport	Place
MARTIN	LAUREN	Shooting	2
MARTY	LARRY	Shooting	3
MILLER	BRIAN	Shooting	1
SIMS	CLAY	Shooting	1
SIMS	CLAY	Shooting	2
SIMS	JAKE	Shooting	2
SIMS	JAKE	Shooting	1
SIMS	RON	Shooting	1
SIMS	RON	Shooting	3
SMITH	KENNETH	Shooting	1
SMITH	KENNETH	Shooting	2
SMITH	KENNETH	Shooting	1
TRUJILLO	RAMON	Shooting	1

|



2013 Results

Skateboarding

Female 12 Under Skate Park

7/19/2013

1. HALLE GONZALEZ (COLORADO SPRINGS, CO)

Male 12 Under Skate Park

7/19/2013

1. REID WATSON (COLORADO SPRINGS, CO)
2. CASH KENTON (OJAI, CA)
3. DYLAN OKUROWSKI (AVON, CO)
4. JACK COYNE (AVON, CO)
5. LENNOX EHLERS (COLORADO SPRINGS, CO)
5. SUMMIT FLEMING (MANITOU SPRINGS, CO)

Male 13-15 Skate Park

7/19/2013

1. SHEA DONAVAN (SALIDA, CO)
2. DECLIN WALKER (COLORADO SPRINGS, CO)
3. JASON WOLLE (WINTERPARK, CO)
4. NIGEL KUCERA (SALIDA, CO)

Male Open (16+) Skate Park

7/19/2013

1. COLE VERSTEEGN (COLORADO SPRINGS, CO)

Female 12 Under Skate Bowl

7/20/2013

1. HALLE GONZALEZ (COLORADO SPRINGS, CO)

Male 12 Under Skate Bowl

7/20/2013

1. REID WATSON (COLORADO SPRINGS, CO)
2. CASH KENTON (OJAI, CA)
3. JACK COYNE (AVON, CO)
4. ZAC JOLLES (COLORADO SPRINGS, CO)
5. DYLAN OKUROWSKI (AVON, CO)

5. ALBERT BURKLE (COLORADO SPRINGS, CO)

Male 13-15 Skate Bowl

7/20/2013

1. CHARLIE MARTIN (CASTLE ROCK, CO)
2. SHEA DONAVAN (SALIDA, CO)
3. NOAH SCHOTT (EVANS, CO)
4. JEREMY SCHOTT (, CO)
5. DECLIN WALKER (COLORADO SPRINGS, CO)
5. JACOB GROSS (SHAWNEE, KS)

Male Open (16+) Skate Bowl

7/20/2013

1. CHRIS PATTON (COLORADO SPRINGS, CO)
1. BRYCE STARK (COLORADO SPRINGS, CO)
3. DEREK SCOTT (SALIDA, CO)
4. BOB ELLERS (COLORADO SPRINGS, CO)
5. TOMMY [LEGGETT](#) (FAIRPLAY, CO)

Female 12 Under Skate Street

7/21/2013

1. HALLE GONZALEZ (COLORADO SPRINGS, CO)

Female Open (16+) Skate Bowl

7/21/2013

1. MARY D'ANTONI (SHERIDAN, CO)
2. SHANNON DAVIS (COLORADO SPRINGS, CO)
3. CHRISTINA LORENZEN (FAIRPLAY, CO)

Male 12 Under Skate Street

7/21/2013

1. [DYLAN](#) OKUROWSKI (AVON, CO)
1. REID WATSON (COLORADO SPRINGS, CO)
2. CASH KENTON (OJAI, CA)
3. LAWSEN MILLER (LEAWOOD, KS)
4. RYDER REED (SALIDA, CO)

Male 12 Under Skate Vert

7/21/2013

1. REID [WATSON](#) (COLORADO SPRINGS, CO)
2. CASH KENTON (OJAI, CA)
3. JACK COYNE (AVON, CO)
4. ALBERT BURKLE (COLORADO SPRINGS, CO)
5. LAWSEN MILLER (LEAWOOD, KS)
5. ZAC JOLLES (COLORADO SPRINGS, CO)

Male 13-15 Skate Street

7/21/2013

1. **DYLAN FOX (COLORADO SPRINGS, CO)**
2. **WILL LALLIS (Colorado Springs, CO)**
3. **SHANE HUTCHISON (Colorado Springs, CO)**
4. **BRADY MILLER (LEAWOOD, KS)**
5. **NIGEL KUCERA (SALIDA, CO)**

Male 13-15 Skate Vert

7/21/2013

1. **SHEA DONAVAN (SALIDA, CO)**
2. **JACOB GROSS (SHAWNEE, KS)**
3. **JASON WOLLE (WINTERPARK, CO)**

Male Open (16+) Skate Street

7/21/2013

1. **JORDAN ROMMEL (COLORADO SPRINGS, CO)**
2. **TJ VANKUKEN (COLORADO SPRINGS, CO)**
3. **TRAVIS REID (COLORADO SPRINGS, CO)**
4. **TYLER MATTINGLY (COLORADO SPRINGS, CO)**
5. **JOSEPH STANTON (COLORADO SPRINGS, CO)**
5. **MIKE KODAMA (COLORADO SPRINGS, CO)**

Male Open (16+) Skate Vert

7/21/2013

1. **DEREK SCOTT (SALIDA, CO)**
2. **BRYCE STARK (COLORADO SPRINGS, CO)**
3. **COLE VERSTEEGN (COLORADO SPRINGS, CO)**
4. **TANNER NAPPER (, CO)**



2013 Results

Soccer - High School

High School Varsity (11v11)

7/22/2013

1. LANCERS COLORADO SPRINGS, CO
2. HIGHLANDS RANCH HIGH SCHOOL HIGHLANDS RANCH, CO
3. SILVER CREEK RAPTORS THORNTON, CO
4. MANITOU SPRINGS HIGH SCHOOL MANITOU SPRINGS, CO

| [All Sports](#) |



2013 Results

Softball

Coed Team Recreational Coed

7/22/2013

1. BAD NEWS BEARS FOUNTAIN, CO
2. PULL-OUT METHOD COLORADO SPRINGS, CO
3. BALLERS COLORADO SPRINGS, CO

Male Team Men's Recreational & Men's E

7/22/2013

1. PETERSON AFB/HOLY COW LONGMONT, CO
2. ATHLETES AND O-LINEMAN COLORADO SPRINGS, CO
3. ODB'S PUEBLO WEST, CO

| [All Sports](#) |

2013 CO Rocky Mountain State Games - 7/5/2013 to 7/7/2013
2013 CO Rocky Mountain State Games, Sanction #: 2013-078A

OTC - Larry Greene

Results

#1 Girls 10&U 200 Meter Free Relay

2:35.99 STAT

Team	Relay	Finals Time
1 CMA-CO	A	2:51.74
	Lightfoot, Kambry G 8	Zhang, Lindy P 8
	Bricker, Caroline M 8	Fair, Kate J 8
2 CAC-CO	A	2:51.96
	McPherson, Caleigh J 10	Bentley, Jessica A 10
	Callahan, Erin V 8	Austin, Taylor G 10
3 PCST-CO	A	3:00.25
	Paolucci, Rachel A 10	Liberato, Scarlett F 8
	Musso, Brooke L 9	Liberato, Kandi B 10
4 VALC-CO	A	3:04.91
	Pribila, Abby M 10	Cassens, Brooklynn K 9
	Dwinell, Lindsey B 10	Smith, Stacia A 10
5 CSST-CO	B	3:10.84
	Cos, Dominique N 10	Hajek, Mallory R 9
	Shollenbarger, Annah C 9	Immel, Lindsey N 10
6 CMA-CO	B	3:36.79
	Frohnhofer, Maggie G 8	Cairns, Gracie H 8
	Blair, Kaitlyn K 10	Bassett, Isabella M 9
--- PEAK-CO	A	DQ
	Schubarth, Haley M 10	Bock, Peyton D 10
	Clothier, Claire I 10	Delaney, Lily M 9
--- CSST-CO	A	DQ
	Jordan, Francesca E 8	Welp, Sophie L 10
	Kiarie, Susan W 9	Field, Erin E 10
--- VALC-CO	B	SCR

#2 Boys 10&U 200 Meter Free Relay

2:39.99 STAT

Team	Relay	Finals Time
1 CMA-CO	A	2:36.61 STAT
	Ward, Raglan E 9	Maline, Alex M 10
	Roslin, Max M 9	Surofchek, Blake T 10
2 CMA-CO	B	3:30.39
	Taylor, Xander M 6	Parker, Mason C 10
	Eilmes, Isaac G 8	Ward, Levi S 7
3 CMA-CO	C	3:39.51
	McAdams, Malachy 10	Warmack, Jack D 9
	Tseu, Grant A 9	Zhang, Alex Y 8
--- CSST-CO	A	DQ
	Jordan, Domyenko S 10	Jones, George L 9
	Kinder, Dakota O 9	McGill, Andrew J 10

#3 Girls 10&U 100 Meter Fly

1:24.59 ZONE

1:44.49 STAT

Name	Age	Team	Finals Time
1 Telford, Aida P	10	UN-CO	1:24.51 ZONE
2 Holbrook, Abby L	10	AQUA-CO	1:37.20 STAT
3 Newman, Lindsee A	10	WOOD-CO	1:44.28 STAT
4 Austin, Taylor G	10	CAC-CO	1:47.21
--- Delaney, Lily M	9	PEAK-CO	DQ
--- McPherson, Caleigh	10	CAC-CO	DQ
--- Bentley, Jessica A	10	CAC-CO	DQ

#4 Boys 10&U 100 Meter Fly

1:24.79 ZONE

1:50.79 STAT

Name	Age	Team	Finals Time
1 McMahan, Alexander	10	ACES-CO	1:34.79 STAT
2 Hayden, Evan J	10	SCA-CO	1:39.03 STAT
3 Selle, Collin J	10	CAC-CO	1:48.99 STAT
4 Callahan, Will S	10	CAC-CO	1:51.71

#5 Girls 10&U 50 Meter Free

33.29 ZONE

38.19 STAT

Name	Age	Team	Finals Time
1 Telford, Aida P	10	UN-CO	35.22 STAT
2 Pollock, Emma M	10	UN-OH	36.13 STAT
3 DeBelle, Faith E	10	CSA-CO	36.40 STAT
4 Field, Erin E	10	CSST-CO	36.51 STAT
5 Schubarth, Haley M	10	PEAK-CO	37.59 STAT
6 Jonasson, Gabriela S	10	WOOD-CO	37.80 STAT
7 McPherson, Caleigh	10	CAC-CO	38.42
8 Lightfoot, Kambry G	8	CMA-CO	39.16
9 Bains, Sophia H	10	WOOD-CO	39.22
10 Telle, Leanne H	10	PPA-CO	40.53
11 Liberato, Kandi B	10	PCST-CO	40.60
12 Jabbour, Maya L	10	RPDS-CO	40.82
13 Jordan, Francesca E	8	CSST-CO	41.09
14 Paolucci, Rachel A	10	PCST-CO	42.67
15 Musso, Brooke L	9	PCST-CO	42.98
16 Lambert, Nalani A	10	RPDS-CO	43.21
17 Immel, Lindsey N	10	CSST-CO	43.33
*18 Ryan, Kimberly M	9	WOOD-CO	43.38
*18 Smith, Stacia A	10	VALC-CO	43.38
20 Franz, Keira R	9	FHAC-CO	43.42
21 Zhang, Lindy P	8	CMA-CO	43.71
22 Dietz, Eva F	9	LTC-CO	43.74
23 Gray, Elle N	10	CT-CO	44.10
24 Bock, Peyton D	10	PEAK-CO	44.65
25 Kuzbek, Bella R	10	VALC-CO	44.66
26 Clothier, Claire I	10	PEAK-CO	44.97
27 Cos, Dominique N	10	CSST-CO	45.00
28 Fair, Kate J	8	CMA-CO	45.18
29 Kiarie, Susan W	9	CSST-CO	46.03
30 Bricker, Caroline M	8	CMA-CO	46.39
31 Frohnhofer, Maggie	8	CMA-CO	46.83
32 Dwinell, Lindsey B	10	VALC-CO	47.12
33 Telford, Mimi L	8	UN-CO	48.03
34 Pribila, Abby M	10	VALC-CO	48.80
35 Shollenbarger, Annah	9	CSST-CO	49.07
36 Mcneil, Mattie N	10	PPA-CO	50.29
37 Eger, Viviana E	9	LTC-CO	50.55
38 Telle, Rachel N	8	PPA-CO	50.74
*39 Callahan, Erin V	8	CAC-CO	50.82
*39 Fish, Amelia M	9	PPA-CO	50.82
41 Bisset, Kayleigh J	7	RPDS-CO	50.97
42 Dundore, Taylor D	9	LTC-CO	51.09

43 Cairns, Gracie H	8	CMA-CO	52.41
44 Allen, Dahlia S	9	FHAC-CO	53.18
45 Nairns, Angeline E	7	CAC-CO	53.88
46 Hajek, Mallory R	9	CSST-CO	54.88
47 Woodard, Laney M	9	RPDS-CO	55.28
48 Bassett, Isabella M	9	CMA-CO	56.29
49 Kuzbek, Cassidy J	8	VALC-CO	56.33
50 Greene, Olivia R	10	FHAC-CO	56.59
51 Liberato, Scarlett F	8	PCST-CO	56.90
52 Vlaun, Brooke K	8	LTC-CO	57.07
53 Johnson, Kalia T	10	FHAC-CO	1:03.11
54 Raley, Breanne E	10	CMA-CO	1:03.58
55 Blair, Kaitlyn K	10	CMA-CO	1:04.94
56 Watts, Allie N	8	RPDS-CO	1:08.05
57 Allen, Jade P	7	FHAC-CO	1:08.43
58 Bakken, Amber E	9	VALC-CO	1:09.64
59 Wrubel, Annie G	6	VALC-CO	1:13.27
60 Bains, Ava	6	WOOD-CO	1:18.64
61 Ohearn, Megan R	10	CSST-CO	1:21.53
--- Flett, Ayla R	7	VALC-CO	NS
--- Lowery, Kate K	9	PPA-CO	NS
--- Roberts, Madalena S	10	VALC-CO	NS

#6 Boys 10&U 50 Meter Free

33.09 ZONE

38.89 STAT

Name	Age	Team	Finals Time
1 McGill, Andrew J	10	CSST-CO	32.05 ZONE
2 McMahan, Alexander	10	ACES-CO	34.17 STAT
3 Berkowitz, Roberto I	10	AQUA-CO	34.83 STAT
4 Hayden, Evan J	10	SCA-CO	35.48 STAT
5 Clayton, Daniel C	9	RPDS-CO	36.90 STAT
6 Ward, Raglan E	9	CMA-CO	37.43 STAT
7 Selle, Collin J	10	CAC-CO	38.11 STAT
8 McCarty, Quintin K	9	FHAC-CO	38.29 STAT
9 Schawe, Blake R	10	PPA-CO	39.40
10 Damgaard, Denton M	9	VALC-CO	39.50
11 Covington, Dylan J	9	CSA-CO	39.66
12 Maline, Alex M	10	CMA-CO	40.14
13 Roslin, Max M	9	CMA-CO	40.39
14 Claborn, Nathan M	9	FLFN-CO	42.89
15 Jones, George L	9	CSST-CO	42.99
16 Kight, Sean R	9	CT-CO	43.46
17 Smith, Luke G	9	VALC-CO	44.54
18 Wilmoth, David R	8	CSA-CO	46.15
19 Ayotte, Hayden V	9	RR-CO	46.21
20 Reese, Zach K	8	CAC-CO	47.16
21 Tseu, Grant A	9	CMA-CO	47.25
22 Pannell, Adam K	8	FLFN-CO	49.49
23 Hunt, Braden A	10	LTC-CO	49.74
24 Parker, Mason C	10	CMA-CO	52.70
25 Brizic, Scott N	10	RPDS-CO	53.54
26 McAdams, Malachy	10	CMA-CO	54.19
27 Monck, Tyson J	8	LTC-CO	54.62
28 Warmack, Jack D	9	CMA-CO	55.02
29 Welp, Jack M	8	CSST-CO	55.14

2013 CO Rocky Mountain State Games - 7/5/2013 to 7/7/2013
2013 CO Rocky Mountain State Games, Sanction #: 2013-078A

OTC - Larry Greene

Results

#6 Boys 10&U 50 Meter Free

30	Ward, Levi S	7 CMA-CO	56.50
31	Taylor, Xander M	6 CMA-CO	59.03
32	Valant, Tanner S	8 FHAC-CO	59.18
33	Snider, Luke W	9 LTC-CO	59.19
34	Tichenor, Jordan R	10 FHAC-CO	1:03.59
35	Zhang, Alex Y	8 CMA-CO	1:05.06

#7 Girls 10&U 100 Meter Back

1:24.69 ZONE

1:34.19 STAT

Name	Age	Team	Finals Time	
1	Telford, Aida P	10 UN-CO	1:29.79	STAT
2	Wilmoth, Rachel L	10 CSA-CO	1:33.49	STAT
3	Welp, Sophie L	10 CSST-CO	1:33.70	STAT
4	Schubarth, Haley M	10 PEAK-CO	1:34.72	
5	Holbrook, Abby L	10 AQUA-CO	1:34.79	
6	Lightfoot, Kambry G	8 CMA-CO	1:36.24	
7	Field, Erin E	10 CSST-CO	1:37.34	
8	Bains, Sophia H	10 WOOD-CO	1:37.87	
9	Jabbour, Maya L	10 RPDS-CO	1:40.06	
10	Liberato, Kandi B	10 PCST-CO	1:40.46	
11	Austin, Taylor G	10 CAC-CO	1:41.23	
12	Newman, Lindsee A	10 WOOD-CO	1:41.49	
13	Davis, Reagan K	9 ACES-CO	1:44.94	
14	McPherson, Caleigh	10 CAC-CO	1:46.40	
15	Fair, Kate J	8 CMA-CO	1:46.81	
16	Frohnhofer, Maggie	8 CMA-CO	1:51.20	
17	Paolucci, Rachel A	10 PCST-CO	1:52.07	
18	Bricker, Caroline M	8 CMA-CO	1:52.89	
19	Zhang, Lindy P	8 CMA-CO	1:55.27	
20	Mneil, Mattie N	10 PPA-CO	1:57.39	
21	Cairns, Gracie H	8 CMA-CO	1:58.38	
22	Ryan, Kimberly M	9 WOOD-CO	1:59.83	
23	Bentley, Jessica A	10 CAC-CO	2:01.92	
24	Cassens, Brooklynn I	9 VALC-CO	2:06.58	
25	Liberato, Scarlett F	8 PCST-CO	2:10.14	
26	Bassett, Isabella M	9 CMA-CO	2:11.51	
---	Roberts, Madalena S	10 VALC-CO		NS

#8 Boys 10&U 100 Meter Back

1:25.39 ZONE

1:36.99 STAT

Name	Age	Team	Finals Time	
1	McGill, Andrew J	10 CSST-CO	1:28.71	STAT
2	Berkowitz, Roberto I	10 AQUA-CO	1:29.21	STAT
3	Clayton, Daniel C	9 RPDS-CO	1:34.79	STAT
4	Roslin, Max M	9 CMA-CO	1:34.96	STAT
5	Ward, Raglan E	9 CMA-CO	1:37.86	
6	Maline, Alex M	10 CMA-CO	1:39.21	
7	Covington, Dylan J	9 CSA-CO	1:40.53	
8	Surofchek, Blake T	10 CMA-CO	1:42.33	
9	Selle, Collin J	10 CAC-CO	1:44.72	
10	Claborn, Nathan M	9 FLFN-CO	1:47.67	
11	Callahan, Will S	10 CAC-CO	1:53.16	

12	Parker, Mason C	10 CMA-CO	1:54.42
13	Eilmes, Isaac G	8 CMA-CO	1:56.80

#9 Girls 10&U 50 Meter Breast

44.19 ZONE

50.99 STAT

Name	Age	Team	Finals Time	
1	DeBelle, Faith E	10 CSA-CO	50.35	STAT
2	Jonasson, Gabriela S	10 WOOD-CO	52.15	
3	Bentley, Jessica A	10 CAC-CO	54.41	
4	Field, Erin E	10 CSST-CO	54.60	
5	Lightfoot, Kambry G	8 CMA-CO	55.22	
6	Clothier, Claire I	10 PEAK-CO	55.64	
7	Liberato, Kandi B	10 PCST-CO	55.67	
8	Immel, Lindsey N	10 CSST-CO	55.68	
9	Cos, Dominique N	10 CSST-CO	56.70	
10	Musso, Brooke L	9 PCST-CO	56.76	
11	Shollenbarger, Annah	9 CSST-CO	57.01	
12	Pribila, Abby M	10 VALC-CO	57.93	
13	Ryan, Kimberly M	9 WOOD-CO	58.02	
14	Zhang, Lindy P	8 CMA-CO	58.40	
15	Telford, Mimi L	8 UN-CO	58.96	
16	Jabbour, Maya L	10 RPDS-CO	59.12	
17	Jordan, Francesca E	8 CSST-CO	59.28	
18	Bock, Peyton D	10 PEAK-CO	59.94	
19	Paolucci, Rachel A	10 PCST-CO	1:00.61	
20	Greene, Olivia R	10 FHAC-CO	1:00.65	
21	Franz, Keira R	9 FHAC-CO	1:02.00	
22	Gray, Elle N	10 CT-CO	1:02.97	
23	Fair, Kate J	8 CMA-CO	1:03.12	
24	Bakken, Amber E	9 VALC-CO	1:03.54	
25	Dietz, Eva F	9 LTC-CO	1:05.74	
26	Bassett, Isabella M	9 CMA-CO	1:07.15	
27	Cairns, Gracie H	8 CMA-CO	1:07.89	
28	Davis, Reagan K	9 ACES-CO	1:07.92	
29	Dundore, Taylor D	9 LTC-CO	1:08.18	
30	Allen, Dahlia S	9 FHAC-CO	1:08.53	
31	Callahan, Erin V	8 CAC-CO	1:11.78	
32	Vlaun, Brooke K	8 LTC-CO	1:13.88	
33	Frohnhofer, Maggie	8 CMA-CO	1:14.58	
34	Hajek, Mallory R	9 CSST-CO	1:15.08	
35	Dwinell, Lindsey B	10 VALC-CO	1:16.60	
---	Liberato, Scarlett F	8 PCST-CO		DQ
---	Wrubel, Annie G	6 VALC-CO		DQ
---	Ohearn, Megan R	10 CSST-CO		DQ
---	Eger, Viviana E	9 LTC-CO		DQ
---	Allen, Jade P	7 FHAC-CO		DQ
---	Watts, Allie N	8 RPDS-CO		DQ
---	Johnson, Kalia T	10 FHAC-CO		DQ
---	Bricker, Caroline M	8 CMA-CO		DQ
---	Nairns, Angeline E	7 CAC-CO		DQ
---	Raley, Breanne E	10 CMA-CO		DQ
---	Lowery, Kate K	9 PPA-CO		NS

#10 Boys 10&U 50 Meter Breast

44.89 ZONE

52.79 STAT

Name	Age	Team	Finals Time	
1	Jordan, Domyniko S	10 CSST-CO	45.66	STAT
2	Kinder, Dakota O	9 CSST-CO	46.63	STAT
3	Selle, Collin J	10 CAC-CO	53.82	
4	Roslin, Max M	9 CMA-CO	54.67	
5	Ward, Raglan E	9 CMA-CO	54.88	
6	Maline, Alex M	10 CMA-CO	55.12	
7	Covington, Dylan J	9 CSA-CO	55.13	
8	Smith, Luke G	9 VALC-CO	55.30	
9	Jones, George L	9 CSST-CO	55.93	
10	Surofchek, Blake T	10 CMA-CO	56.09	
11	Ayotte, Hayden V	9 RR-CO	1:00.22	
12	Welp, Jack M	8 CSST-CO	1:03.01	
13	Eilmes, Isaac G	8 CMA-CO	1:04.55	
14	Wilmoth, David R	8 CSA-CO	1:05.74	
15	Ward, Levi S	7 CMA-CO	1:06.04	
16	Warmack, Jack D	9 CMA-CO	1:06.78	
17	Kight, Sean R	9 CT-CO	1:12.02	
18	Reese, Zach K	8 CAC-CO	1:14.18	
19	Tichenor, Jordan R	10 FHAC-CO	1:16.58	
20	Valant, Tanner S	8 FHAC-CO	1:17.00	
21	Claborn, Nathan M	9 FLFN-CO	1:17.89	
22	Hunt, Braden A	10 LTC-CO	1:23.02	
23	Zhang, Alex Y	8 CMA-CO	1:23.57	
---	Snider, Luke W	9 LTC-CO		DQ
---	Damgaard, Denton M	9 VALC-CO		DQ
---	Parker, Mason C	10 CMA-CO		DQ
---	McCarty, Quintin K	9 FHAC-CO		DQ
---	Tseu, Grant A	9 CMA-CO		DQ
---	Taylor, Xander M	6 CMA-CO		DQ

#11 Girls 10&U 200 Meter Free

2:38.89 ZONE

3:03.79 STAT

Name	Age	Team	Finals Time	
1	Telford, Aida P	10 UN-CO	2:50.19	STAT
2	Welp, Sophie L	10 CSST-CO	3:03.44	STAT
3	Bains, Sophia H	10 WOOD-CO	3:09.57	
4	Newman, Lindsee A	10 WOOD-CO	3:10.89	
5	Austin, Taylor G	10 CAC-CO	3:14.48	
6	Telle, Leanne H	10 PPA-CO	3:15.51	
7	Delaney, Lily M	9 PEAK-CO	3:18.28	
8	Kiarie, Susan W	9 CSST-CO	3:19.84	
9	McPherson, Caleigh	10 CAC-CO	3:27.88	
10	Dietz, Eva F	9 LTC-CO	3:39.03	
11	Kuzbek, Bella R	10 VALC-CO	3:39.30	
12	Gray, Elle N	10 CT-CO	3:47.51	
13	Bentley, Jessica A	10 CAC-CO	3:58.67	

2013 CO Rocky Mountain State Games - 7/5/2013 to 7/7/2013

2013 CO Rocky Mountain State Games, Sanction #: 2013-078A

OTC - Larry Greene

Results

#12 Boys 10&U 200 Meter Free

2:38.29 ZONE

3:07.79 STAT

Name	Age	Team	Finals Time
1 Covington, Dylan J	9	CSA-CO	3:08.42
2 Clayton, Daniel C	9	RPDS-CO	3:08.68
3 Callahan, Will S	10	CAC-CO	3:16.04
4 Schawe, Blake R	10	PPA-CO	3:40.84
5 Parker, Mason C	10	CMA-CO	4:29.34

#13 Girls 10&U 100 Meter Breast

1:36.49 ZONE

1:50.29 STAT

Name	Age	Team	Finals Time
1 DeBelle, Faith E	10	CSA-CO	1:49.03 STAT
2 Schubarth, Haley M	10	PEAK-CO	1:49.23 STAT
3 Pollock, Emma M	10	UN-OH	1:55.13
4 Bentley, Jessica A	10	CAC-CO	1:57.95
5 Liberato, Kandi B	10	PCST-CO	2:00.80
6 Cos, Dominique N	10	CSST-CO	2:01.85
7 Musso, Brooke L	9	PCST-CO	2:05.04
8 Kuzbek, Bella R	10	VALC-CO	2:07.00
9 Zhang, Lindy P	8	CMA-CO	2:07.16
10 Shollenbarger, Annah	9	CSST-CO	2:07.91
11 Greene, Olivia R	10	FHAC-CO	2:11.65
12 Bakken, Amber E	9	VALC-CO	2:16.46
13 Bricker, Caroline M	8	CMA-CO	2:19.75
14 Callahan, Erin V	8	CAC-CO	2:33.19
--- Austin, Taylor G	10	CAC-CO	DQ

#14 Boys 10&U 100 Meter Breast

1:37.89 ZONE

1:54.29 STAT

Name	Age	Team	Finals Time
1 McGill, Andrew J	10	CSST-CO	1:37.14 ZONE
2 McMahan, Alexande	10	ACES-CO	1:39.25 STAT
3 Jordan, Domyniko S	10	CSST-CO	1:42.15 STAT
4 Kinder, Dakota O	9	CSST-CO	1:47.76 STAT
5 Callahan, Will S	10	CAC-CO	1:51.30 STAT
6 Maline, Alex M	10	CMA-CO	1:58.57
7 Roslin, Max M	9	CMA-CO	2:00.07
8 Jones, George L	9	CSST-CO	2:06.56
9 Ayotte, Hayden V	9	RR-CO	2:19.81
10 Eilmes, Isaac G	8	CMA-CO	2:20.26
11 Warmack, Jack D	9	CMA-CO	2:22.07
12 Ward, Levi S	7	CMA-CO	2:23.51
13 McAdams, Malachy	10	CMA-CO	2:46.40
--- Hunt, Braden A	10	LTC-CO	DQ

#15 Girls 10&U 50 Meter Back

39.29 ZONE

44.29 STAT

Name	Age	Team	Finals Time
1 Holbrook, Abby L	10	AQUA-CO	44.56
2 Field, Erin E	10	CSST-CO	44.78
3 Lightfoot, Kambry G	8	CMA-CO	44.90

4 Davis, Reagan K	9	ACES-CO	45.33
5 Bains, Sophia H	10	WOOD-CO	45.43
6 Jonasson, Gabriela S	10	WOOD-CO	45.60
7 DeBelle, Faith E	10	CSA-CO	46.44
8 Liberato, Kandi B	10	PCST-CO	46.82
9 Jabbour, Maya L	10	RPDS-CO	47.46
10 Fair, Kate J	8	CMA-CO	47.88
11 McPherson, Caleigh	10	CAC-CO	48.34
12 Newman, Lindsee A	10	WOOD-CO	48.56
13 Paolucci, Rachel A	10	PCST-CO	49.50
14 Imthier, Claire I	10	PEAK-CO	49.91
15 Immel, Lindsey N	10	CSST-CO	49.93
16 Bock, Peyton D	10	PEAK-CO	50.31
17 Jordan, Francesca E	8	CSST-CO	50.50
18 Kiarie, Susan W	9	CSST-CO	51.84
19 Franz, Keira R	9	FHAC-CO	51.85
20 Frohnhoefer, Maggie	8	CMA-CO	52.76
21 Mcneil, Mattie N	10	PPA-CO	53.21
22 Bricker, Caroline M	8	CMA-CO	54.91
23 Bisset, Kayleigh J	7	RPDS-CO	55.96
24 Shollenbarger, Annah	9	CSST-CO	56.70
25 Telford, Mimi L	8	UN-CO	57.87
26 Ryan, Kimberly M	9	WOOD-CO	58.14
27 Woodard, Laney M	9	RPDS-CO	58.38
28 Telle, Rachel N	8	PPA-CO	58.42
29 Fish, Amelia M	9	PPA-CO	58.70
30 Hajek, Mallory R	9	CSST-CO	59.62
31 Nairns, Angeline E	7	CAC-CO	59.70
32 Callahan, Erin V	8	CAC-CO	59.72
33 Pribila, Abby M	10	VALC-CO	59.90
34 Cairns, Gracie H	8	CMA-CO	1:00.16
35 Liberato, Scarlett F	8	PCST-CO	1:00.53
36 Blair, Kaitlyn K	10	CMA-CO	1:00.56
37 Allen, Dahlia S	9	FHAC-CO	1:01.59
38 Basset, Isabella M	9	CMA-CO	1:03.92
39 Gray, Elle N	10	CT-CO	1:05.38
40 Watts, Allie N	8	RPDS-CO	1:05.64
41 Raley, Breanne E	10	CMA-CO	1:07.72
42 Greene, Olivia R	10	FHAC-CO	1:09.29
43 Allen, Jade P	7	FHAC-CO	1:11.00
44 Eger, Viviana E	9	LTC-CO	1:12.93
45 Johnson, Kalia T	10	FHAC-CO	1:13.08
46 Bains, Ava	6	WOOD-CO	1:21.70
47 Wrubel, Annie G	6	VALC-CO	1:22.52
48 Ohearn, Megan R	10	CSST-CO	1:23.28
--- Vlaun, Brooke K	8	LTC-CO	DQ
--- Roberts, Madalena S	10	VALC-CO	NS
--- Lowery, Kate K	9	PPA-CO	NS

#16 Boys 10&U 50 Meter Back

39.49 ZONE

45.49 STAT

Name	Age	Team	Finals Time
1 Berkowitz, Roberto I	10	AQUA-CO	41.90 STAT
2 McCarty, Quintin K	9	FHAC-CO	43.46 STAT
3 Roslin, Max M	9	CMA-CO	45.06 STAT

4 Maline, Alex M	10	CMA-CO	46.11
5 Clayton, Daniel C	9	RPDS-CO	46.14
6 Surofchek, Blake T	10	CMA-CO	46.98
7 Selle, Collin J	10	CAC-CO	47.48
8 Kight, Sean R	9	CT-CO	50.67
9 Claborn, Nathan M	9	FLFN-CO	51.11
10 Smith, Luke G	9	VALC-CO	52.09
11 Wilmoth, David R	8	CSA-CO	54.09
12 Monck, Tyson J	8	LTC-CO	54.48
13 Damgaard, Denton M	9	VALC-CO	54.51
14 Pannell, Adam K	8	FLFN-CO	54.64
15 Reese, Zach K	8	CAC-CO	56.71
16 McAdams, Malachy	10	CMA-CO	57.32
17 Eilmes, Isaac G	8	CMA-CO	57.40
18 Tseu, Grant A	9	CMA-CO	58.09
19 Warmack, Jack D	9	CMA-CO	58.71
20 Ayotte, Hayden V	9	RR-CO	58.82
21 Ward, Levi S	7	CMA-CO	1:08.44
22 Hunt, Braden A	10	LTC-CO	1:09.07
23 Zhang, Alex Y	8	CMA-CO	1:12.04
24 Snider, Luke W	9	LTC-CO	1:16.11
25 Tichenor, Jordan R	10	FHAC-CO	1:17.33
26 Valant, Tanner S	8	FHAC-CO	1:18.88
--- Jones, George L	9	CSST-CO	DQ
--- Taylor, Xander M	6	CMA-CO	DQ
--- Brizic, Scott N	10	RPDS-CO	DQ

#17 Girls 10&U 100 Meter Free

1:12.39 ZONE

1:23.69 STAT

Name	Age	Team	Finals Time
1 Pollock, Emma M	10	UN-OH	1:24.11
2 Wilmoth, Rachel L	10	CSA-CO	1:24.43
3 Field, Erin E	10	CSST-CO	1:24.75
4 Welp, Sophie L	10	CSST-CO	1:25.69
5 Schubarth, Haley M	10	PEAK-CO	1:26.24
6 Jonasson, Gabriela S	10	WOOD-CO	1:26.30
7 Bains, Sophia H	10	WOOD-CO	1:28.20
8 Lightfoot, Kambry G	8	CMA-CO	1:29.76
9 Holbrook, Abby L	10	AQUA-CO	1:29.88
10 McPherson, Caleigh	10	CAC-CO	1:31.76
11 Telle, Leanne H	10	PPA-CO	1:31.82
12 Delaney, Lily M	9	PEAK-CO	1:32.27
13 Austin, Taylor G	10	CAC-CO	1:33.47
14 Smith, Stacia A	10	VALC-CO	1:37.77
15 Franz, Keira R	9	FHAC-CO	1:37.95
16 Immel, Lindsey N	10	CSST-CO	1:38.46
17 Cos, Dominique N	10	CSST-CO	1:39.54
18 Ryan, Kimberly M	9	WOOD-CO	1:39.55
19 Jabbour, Maya L	10	RPDS-CO	1:39.83
20 Kuzbek, Bella R	10	VALC-CO	1:41.22
21 Davis, Reagan K	9	ACES-CO	1:41.77
22 Musso, Brooke L	9	PCST-CO	1:43.62
23 Cassens, Brooklynn F	9	VALC-CO	1:44.30
24 Gray, Elle N	10	CT-CO	1:47.25
25 Shollenbarger, Annah	9	CSST-CO	1:48.57

2013 CO Rocky Mountain State Games - 7/5/2013 to 7/7/2013

2013 CO Rocky Mountain State Games, Sanction #: 2013-078A

OTC - Larry Greene

Results

#17 Girls 10&U 100 Meter Free

26	Zhang, Lindy P	8	CMA-CO	1:49.95	
27	Telford, Mimi L	8	UN-CO	1:50.48	
28	Dundore, Taylor D	9	LTC-CO	1:50.65	
29	Dwinell, Lindsey B	10	VALC-CO	1:50.72	
30	Fair, Kate J	8	CMA-CO	1:56.18	
31	Meneil, Mattie N	10	PPA-CO	2:00.05	
32	Callahan, Erin V	8	CAC-CO	2:02.17	
33	Cairns, Gracie H	8	CMA-CO	2:02.98	
34	Kuzbek, Cassidy J	8	VALC-CO	2:09.42	
35	Fish, Amelia M	9	PPA-CO	2:11.13	
36	Bassett, Isabella M	9	CMA-CO	2:11.68	
37	Nairns, Angeline E	7	CAC-CO	2:15.08	
38	Greene, Olivia R	10	FHAC-CO	2:15.12	
39	Blair, Kaitlyn K	10	CMA-CO	2:19.25	
40	Raley, Breanne E	10	CMA-CO	2:32.61	
41	Bakken, Amber E	9	VALC-CO	2:35.63	
42	Johnson, Kalia T	10	FHAC-CO	2:43.25	
---	Flett, Ayla R	7	VALC-CO	NS	
---	Lowery, Kate K	9	PPA-CO	NS	

#18 Boys 10&U 100 Meter Free

1:12.39 ZONE

1:26.09 STAT

Name	Age	Team	Finals Time		
1	McMahon, Alexande	10	ACES-CO	1:15.18	STAT
2	Berkowitz, Roberto I	10	AQUA-CO	1:20.41	STAT
3	Hayden, Evan J	10	SCA-CO	1:22.67	STAT
4	Jordan, Domyniko S	10	CSST-CO	1:26.74	
5	Surofchek, Blake T	10	CMA-CO	1:28.44	
6	Covington, Dylan J	9	CSA-CO	1:28.55	
7	Ward, Raglan E	9	CMA-CO	1:29.23	
8	McCarty, Quintin K	9	FHAC-CO	1:29.26	
9	Callahan, Will S	10	CAC-CO	1:32.47	
10	Kinder, Dakota O	9	CSST-CO	1:33.48	
11	Monck, Tyson J	8	LTC-CO	1:37.70	
12	Schawe, Blake R	10	PPA-CO	1:43.32	
13	Claborn, Nathan M	9	FLFN-CO	1:45.47	
14	Ayotte, Hayden V	9	RR-CO	1:50.89	
15	Tseu, Grant A	9	CMA-CO	1:51.99	
16	Pannell, Adam K	8	FLFN-CO	1:55.19	
17	Reese, Zach K	8	CAC-CO	1:56.21	
18	Hunt, Braden A	10	LTC-CO	1:59.25	
19	Taylor, Xander M	6	CMA-CO	2:13.37	
20	Warmack, Jack D	9	CMA-CO	2:13.96	
21	Tichenor, Jordan R	10	FHAC-CO	2:21.37	
22	Zhang, Alex Y	8	CMA-CO	2:42.81	
---	Ward, Levi S	7	CMA-CO	NS	

#19 Girls 10&U 50 Meter Fly

36.69 ZONE

43.29 STAT

Name	Age	Team	Finals Time		
1	Pollock, Emma M	10	UN-OH	42.85	STAT
2	DeBelle, Faith E	10	CSA-CO	44.17	

3	Newman, Lindsee A	10	WOOD-CO	46.55	
4	Jonasson, Gabriela S	10	WOOD-CO	46.66	
5	Wilmoth, Rachel L	10	CSA-CO	47.28	
6	Telle, Leanne H	10	PPA-CO	51.37	
7	Lambert, Nalani A	10	RPDS-CO	52.58	
8	Musso, Brooke L	9	PCST-CO	53.85	
9	Welp, Sophie L	10	CSST-CO	54.15	
*10	Dietz, Eva F	9	LTC-CO	54.56	
*10	Smith, Stacia A	10	VALC-CO	54.56	
12	Davis, Reagan K	9	ACES-CO	56.39	
13	Bock, Peyton D	10	PEAK-CO	56.71	
14	Paolucci, Rachel A	10	PCST-CO	56.76	
15	Kuzbek, Bella R	10	VALC-CO	1:04.35	
16	Liberato, Scarlett F	8	PCST-CO	1:11.36	
---	Frohnhofer, Maggie	8	CMA-CO	DQ	
---	Kiarie, Susan W	9	CSST-CO	DQ	
---	Holbrook, Abby L	10	AQUA-CO	DQ	
---	Clothier, Claire I	10	PEAK-CO	DQ	
---	Delaney, Lily M	9	PEAK-CO	DQ	
---	Dundore, Taylor D	9	LTC-CO	DQ	
---	Pribila, Abby M	10	VALC-CO	DQ	
---	Wrubel, Annie G	6	VALC-CO	NS	

#20 Boys 10&U 50 Meter Fly

36.79 ZONE

45.19 STAT

Name	Age	Team	Finals Time		
1	Hayden, Evan J	10	SCA-CO	37.95	STAT
2	McGill, Andrew J	10	CSST-CO	38.14	STAT
3	Jordan, Domyniko S	10	CSST-CO	46.62	
4	Berkowitz, Roberto I	10	AQUA-CO	47.41	
5	Kinder, Dakota O	9	CSST-CO	50.91	
6	Surofchek, Blake T	10	CMA-CO	54.73	
7	Schawe, Blake R	10	PPA-CO	55.56	
8	Monck, Tyson J	8	LTC-CO	56.81	
9	Jones, George L	9	CSST-CO	57.52	
10	Wilmoth, David R	8	CSA-CO	1:00.06	
---	Kight, Sean R	9	CT-CO	DQ	
---	Eilmes, Isaac G	8	CMA-CO	DQ	
---	Tseu, Grant A	9	CMA-CO	DQ	
---	McAdams, Malachy	10	CMA-CO	DQ	

#21 Girls 11-12 1500 Meter Free

Name	Age	Team	Finals Time		
1	Kujalowicz, Kylee C	12	PEAK-CO	20:50.49	
2	Olczak, Lauren G	12	CAC-CO	20:57.45	
3	Orgill, Maddie	12	CAC-CO	21:26.29	
4	Shaeffer, Mia R	12	CT-CO	23:25.97	
5	Bellingham, Nicole E	12	CMA-CO	23:33.35	

#21 Girls 13-14 1500 Meter Free

18:55.49 13-14 ZONE

20:45.09 13-14 STAT

Name	Age	Team	Finals Time		
1	Fetzko, LJ J	14	SOPR-CO	19:06.72	STAT
2	Doerr, Madison C	13	CSST-CO	20:13.29	STAT

3	Kinder, Kirsten M	13	CSST-CO	20:30.45	STAT
4	Bye, Jessica I	13	CMA-CO	21:15.75	
5	Lewis, Alex E	14	FLFN-CO	21:39.36	
6	Vanderhoof, Kendall	14	SOPR-CO	21:55.82	
7	Blackley, Erin L	14	CT-CO	22:44.01	
8	Ramsey, Kyla A	13	LTC-CO	22:55.94	

#21 Girls 15-22 1500 Meter Free

20:09.39 15-22 STAT

Name	Age	Team	Finals Time		
1	Flatt, Kaylyn J	16	CAC-CO	19:40.69	STAT
2	Tuttle, Jessica E	15	SOPR-CO	19:43.96	STAT
3	Collie, Sarah R	16	CSST-CO	20:11.07	
4	Dearden, Megan C	15	CSST-CO	20:37.07	
5	Thorsen, Lily S	17	SOPR-CO	20:54.42	
6	Colomina, Dana M	15	CAC-CO	21:03.14	
7	Hart, Kylee J	16	CSST-CO	22:05.78	
8	Boland, Elizabeth M	16	RPDS-CO	22:47.01	

#22 Boys 11-12 1500 Meter Free

Name	Age	Team	Finals Time		
1	Selle, Brayden D	12	CAC-CO	21:40.47	

#22 Boys 13-14 1500 Meter Free

18:10.89 13-14 ZONE

20:49.09 13-14 STAT

Name	Age	Team	Finals Time		
1	Leach, Kyle P	13	CSST-CO	18:28.90	STAT
2	Shollenbarger, Brend	14	CSST-CO	19:16.15	STAT
3	Birnbaum, Jerry W	14	CMA-CO	19:53.43	STAT
4	DePeppe, Matt R	14	CMA-CO	20:28.16	STAT
5	Hecksel, Phillip L	14	SOPR-CO	20:44.69	STAT
6	Hippe, Kyle P	14	PEAK-CO	21:59.76	

#22 Boys 15-22 1500 Meter Free

19:25.19 15-22 STAT

Name	Age	Team	Finals Time		
1	Mays, Brennan L	17	CSST-CO	17:44.11	STAT
2	Cassidy, Jack R	17	SOPR-CO	18:19.29	STAT
3	Hills, Jerry J	18	RPDS-CO	18:58.05	STAT
4	DelMonico, Cameror	17	RPDS-CO	20:07.18	
5	Buckley, Harrison L	15	CT-CO	20:27.80	
6	Kujalowicz, Nick W	15	PEAK-CO	20:30.76	
7	Meyer, Philip G	18	CSST-CO	20:31.10	
8	Thorsen, Zeb A	15	SOPR-CO	20:33.95	
9	Bossert, Jim A	20	UN-CO	21:40.31	
10	Ayotte, Carter J	15	RR-CO	22:49.47	
---	Rossmanith, Bryan J	18	CSST-CO	SCR	

#22 Boys 23&O 1500 Meter Free

Name	Age	Team	Finals Time		
1	Bowsher, Dennis C	30	UN-CO	18:48.80	

2013 CO Rocky Mountain State Games - 7/5/2013 to 7/7/2013

2013 CO Rocky Mountain State Games, Sanction #: 2013-078A

OTC - Larry Greene

Results

#23 Girls 13-14 200 Meter Free

2:15.39 13-14 ZONE

2:24.89 13-14 STAT

Name	Age	Team	Finals Time	
1 Fetzko, LJ J	14	SOPR-CO	2:21.94	STAT
2 Vanderhoof, Kendall	14	SOPR-CO	2:25.52	
3 York, Maggie E	14	CMA-CO	2:27.60	
4 Buffa, Kethrys E	14	CT-CO	2:28.03	
5 Roehr, Gabi F	13	RPDS-CO	2:28.71	
6 Ramirez, Allison M	14	RPDS-CO	2:29.07	
7 Faddick, Isabella G	13	UN-CO	2:29.59	
8 Doerr, Madison C	13	CSST-CO	2:29.70	
9 Lewis, Alex E	14	FLFN-CO	2:29.89	
10 Field, Katie A	14	CSST-CO	2:31.06	
11 Blickensderfer, Amar	13	PCST-CO	2:33.89	
12 Bye, Jessica I	13	CMA-CO	2:35.44	
13 Compoz, Theryn O	13	FLFN-CO	2:36.29	
14 Kinder, Kirsten M	13	CSST-CO	2:37.14	
15 Munn, Emily G	14	CSST-CO	2:37.94	
16 Baker, Cailey M	13	FLFN-CO	2:39.73	
17 Terry, Carter A	14	FLFN-CO	2:40.69	
18 Ramsey, Kyla A	13	LTC-CO	2:40.84	
19 Miller, Becca J	13	RPDS-CO	2:42.22	
20 Bernard, Mathilde F	13	FLFN-CO	2:43.57	
21 Flatt, Ruby A	14	CAC-CO	2:43.92	
22 Dangremond, Kayden	14	CT-CO	2:45.53	
23 Brondum, Kate E	14	CSST-CO	2:47.16	
24 Cassens, Chloe A	13	VALC-CO	2:50.84	
25 Duncan, Nadia J	14	PPA-CO	2:57.32	
26 Mongeau, Natalie D	14	RPDS-CO	2:57.46	
27 Aleria, Loise M	13	CSST-CO	2:58.72	
28 Radtke, Alyssa S	14	CAC-CO	2:59.58	
29 Romero, Lauren C	14	CMA-CO	3:00.19	
30 Reynolds, Lauren M	13	CSST-CO	3:07.71	
31 Rodriguez, Ashley I	14	CT-CO	3:21.28	
32 Beitle, Nicole J	14	CMA-CO	3:47.01	

#23 Girls 15-22 200 Meter Free

2:21.89 15-22 STAT

Name	Age	Team	Finals Time	
1 Roh, Karin M	18	CSST-CO	2:17.40	STAT
2 Lowrey, Rhyann E	16	CSST-CO	2:18.15	STAT
3 Tuttle, Jessica E	15	SOPR-CO	2:19.63	STAT
4 Morin, Veronica J	15	CT-CO	2:20.37	STAT
5 Lovaas, Alden B	17	CMA-CO	2:23.51	
6 Colomina, Dana M	15	CAC-CO	2:24.02	
7 Panoncillo, Stephanie	16	PEAK-CO	2:24.57	
8 Steigerwald, Sammy	15	CSST-CO	2:24.61	
9 Allen, Micaela K	15	RPDS-CO	2:25.46	
10 Walker, Kristin E	18	FLFN-CO	2:25.47	
11 Flatt, Kaylyn J	16	CAC-CO	2:25.79	
12 Collie, Sarah R	16	CSST-CO	2:25.81	
13 Mehlhop, Emily G	16	RPDS-CO	2:28.11	
14 Liebscher, Katie E	15	CSST-CO	2:28.25	
15 Thorsen, Lily S	17	SOPR-CO	2:29.21	

16 Black, Heather H	18	CT-CO	2:30.95	
17 Dearden, Megan C	15	CSST-CO	2:31.03	
18 Leach, Rachel H	16	CSST-CO	2:31.84	
19 Miller, Audrey J	15	PEAK-CO	2:33.48	
20 Hart, Kylee J	16	CSST-CO	2:33.60	
21 Buckler, Chloe I	16	CT-CO	2:35.03	
22 Smith, Hannah M	16	RPDS-CO	2:35.50	
23 Kennedy, Hannah M	17	CSST-CO	2:36.41	
24 Greenberg, Samantha	17	CMA-CO	2:37.46	
25 Stinson, Hannah M	15	SOPR-CO	2:38.03	
26 Benson, Kathryn A	16	CSST-CO	2:39.35	
27 Harder, Meghan E	18	CT-CO	2:39.40	
28 Walker, Hannah C	15	RPDS-CO	2:39.56	
29 Carden, Emily A	15	PEAK-CO	2:41.18	
30 Oliver, Mackenzie S	16	CT-CO	2:45.14	
31 Kimball, Kristina J	17	CT-CO	2:46.64	
32 Johnson, Rachel V	16	RPDS-CO	2:47.40	
33 Woodyard, Lauren J	17	AQUA-CO	2:50.67	
34 Crespo, Paisley A	16	AQUA-CO	2:55.95	
35 Schene, Miranda E	17	PPA-CO	2:56.43	
36 Marks, Elise C	16	FHAC-CO	2:57.28	
--- Petrovska, Zoya N	15	SOPR-CO	NS	
--- Blackley, Taylor B	15	CT-CO	NS	
--- Peterson, Han C	15	SOPR-CO	NS	
--- Barrett, Hailey M	17	CAC-CO	NS	
--- Roberson, Leah L	16	PCST-CO	SCR	

#24 Girls 13-14 100 Meter Fly

1:09.39 13-14 ZONE

1:15.99 13-14 STAT

Name	Age	Team	Finals Time	
1 Chatman, Olivia J	14	FLFN-CO	1:11.00	STAT
2 Dech, Cori M	14	UN-CO	1:13.48	STAT
3 Dolloff-Holt, Emily J	14	CT-CO	1:13.69	STAT
4 Jones, Torre P	13	CSA-CO	1:16.51	
5 Fetzko, LJ J	14	SOPR-CO	1:17.33	
6 Buffa, Kethrys E	14	CT-CO	1:20.64	
7 Atwell, Meghan A	13	AQUA-CO	1:21.08	
8 Blickensderfer, Amar	13	PCST-CO	1:21.11	
9 York, Maggie E	14	CMA-CO	1:22.73	
10 Munn, Emily G	14	CSST-CO	1:22.74	
11 Vanderhoof, Kendall	14	SOPR-CO	1:24.96	
12 Compoz, Theryn O	13	FLFN-CO	1:25.19	
13 Bye, Jessica I	13	CMA-CO	1:25.54	
14 Kramer, Kelsey J	13	CAC-CO	1:30.69	
15 Gilliam, Sequoia J	13	CSST-CO	1:32.45	
16 Blackley, Erin L	14	CT-CO	1:34.58	
17 Brillleslyper, Emma N	14	FLFN-CO	1:35.68	
18 Radtke, Alyssa S	14	CAC-CO	1:38.40	

#24 Girls 15-22 100 Meter Fly

1:13.39 15-22 STAT

Name	Age	Team	Finals Time	
1 Turner, Andie E	15	CSST-CO	1:07.61	STAT
2 Norton, Jolene M	16	PCST-CO	1:09.21	STAT
3 Buckley, Sydney M	17	CT-CO	1:09.45	STAT

4 Roach, Katie E	18	CMA-CO	1:11.01	STAT
5 Crino, Rachel P	19	CAC-CO	1:11.10	STAT
6 Wice-Roslin, Morgan	17	CMA-CO	1:11.87	STAT
7 Koldenhoven, Riley J	16	FLFN-CO	1:12.46	STAT
8 Henninger, Julie R	15	FLFN-CO	1:13.01	STAT
9 Morin, Veronica J	15	CT-CO	1:14.12	
10 Steigerwald, Sammy	15	CSST-CO	1:14.38	
11 Trinidad, Katelynd E	16	PPA-CO	1:14.93	
12 Flatt, Kaylyn J	16	CAC-CO	1:15.35	
13 Allen, Annaliese C	18	RPDS-CO	1:16.23	
14 Dickerson, Ashley R	17	CSST-CO	1:16.24	
15 Liebscher, Katie E	15	CSST-CO	1:16.47	
16 Mena, Carmen L	16	PPA-CO	1:16.88	
17 Stieglitz, Caroline V	15	CSST-CO	1:17.15	
18 Tuttle, Jessica E	15	SOPR-CO	1:18.14	
19 Brondum, Sarah K	16	CSST-CO	1:19.65	
20 Greenberg, Samantha	17	CMA-CO	1:20.15	
21 Miller, Audrey J	15	PEAK-CO	1:20.19	
22 Dikeman, Hailey N	16	CSST-CO	1:20.51	
23 Panoncillo, Stephanie	16	PEAK-CO	1:20.81	
24 Carden, Emily A	15	PEAK-CO	1:21.29	
25 Brockie, Hannah K	16	CSST-CO	1:22.05	
26 Riehl, Ashley T	15	CSST-CO	1:22.56	
27 Smith, Hannah M	16	RPDS-CO	1:24.56	
28 Black, Heather H	18	CT-CO	1:24.78	
29 Boland, Elizabeth M	16	RPDS-CO	1:26.92	
30 Hawley, Shea R	16	RPDS-CO	1:27.95	
31 Horning, Lindsey E	16	FLFN-CO	1:29.09	
32 Stinson, Hannah M	15	SOPR-CO	1:29.57	
33 Golden, Maddie E	16	CAC-CO	1:45.30	
--- Barrett, Hailey M	17	CAC-CO	NS	
--- Gutierrez, Stephanie	18	RPDS-CO	NS	
--- Katz, Jessie S	15	AQUA-CO	NS	
--- Peterson, Han C	15	SOPR-CO	NS	
--- Petrovska, Zoya N	15	SOPR-CO	NS	
--- Roberson, Leah L	16	PCST-CO	SCR	

#25 Girls 13-14 50 Meter Back

Name Age Team Finals Time

Name	Age	Team	Finals Time
1 Miller, Becca J	13	RPDS-CO	38.00
2 Roehr, Gabi F	13	RPDS-CO	38.08
3 Jones, Megan K	14	RPDS-CO	38.35
4 Lovaas, India G	14	CMA-CO	38.38
5 Blickensderfer, Amar	13	PCST-CO	40.07
6 Flatt, Ruby A	14	CAC-CO	40.14
7 Aleria, Loise M	13	CSST-CO	43.00
8 Romero, Lauren C	14	CMA-CO	45.27
9 Reynolds, Lauren M	13	CSST-CO	47.80
10 Tyler, Caroline J	13	CMA-CO	50.59
11 Trapman, Paige E	13	CMA-CO	51.33
12 Villarreal, Carina C	14	CT-CO	54.63
--- Beitle, Nicole J	14	CMA-CO	DQ
False start			
--- Ortonward, Danielle	14	CT-CO	NS
--- Doerr, Madison C	13	CSST-CO	NS

2013 CO Rocky Mountain State Games - 7/5/2013 to 7/7/2013**2013 CO Rocky Mountain State Games, Sanction #: 2013-078A****OTC - Larry Greene****Results****#25 Girls 15-22 50 Meter Back**

Name	Age	Team	Finals Time
1 Norton, Jolene M	16	PCST-CO	33.03
2 Crino, Rachel P	19	CAC-CO	33.89
3 Trinidad, Katelynd E	16	PPA-CO	34.72
4 Jacobs, Allie T	17	CMA-CO	34.94
5 Roach, Katie E	18	CMA-CO	35.54
6 Hart, Kylee J	16	CSST-CO	36.46
7 Kennedy, Hannah M	17	CSST-CO	38.24
8 Walker, Hannah C	15	RPDS-CO	40.01
9 Marks, Elise C	16	FHAC-CO	40.93
10 Vann, Emily G	15	VALC-CO	52.14
--- Turner, Andie E	15	CSST-CO	DQ
False start			
--- Petrovska, Zoya N	15	SOPR-CO	NS
--- Wice-Roslin, Morgar	17	CMA-CO	NS
--- Stathakis, Christina N	16	CAC-CO	NS
--- Lovaas, Alden B	17	CMA-CO	NS

#25 Girls 23&O 50 Meter Back

Name	Age	Team	Finals Time
1 Eldridge, Audrey L	50	CMS-CO	44.71

#26 Girls 11-12 200 Meter Breast

3:06.23 11-12 ZONE			
3:25.69 11-12 STAT			
Name	Age	Team	Finals Time
1 Dolloff-Holt, Sydney	12	CT-CO	3:10.47 STAT
2 Lazzelle, McKeely A	12	CSST-CO	3:25.52 STAT
3 Orgill, Maddie	12	CAC-CO	3:32.46
4 Kominos, Alexis L	11	FLFN-CO	3:34.71
5 Schwartz, Peyton D	12	CSA-CO	3:37.99
6 Clayton, Noel E	11	RPDS-CO	3:39.12
7 Bellingham, Nicole E	12	CMA-CO	3:55.08
--- Mishmash, Elise C	11	SALC-CO	NS
--- Roney, Danielle M	12	CAC-CO	NS

#26 Girls 13-14 200 Meter Breast

2:54.09 13-14 ZONE			
3:08.09 13-14 STAT			
Name	Age	Team	Finals Time
1 Jones, Torre P	13	CSA-CO	3:07.00 STAT
2 Dolloff-Holt, Emily A	14	CT-CO	3:07.79 STAT
3 Dech, Cori M	14	UN-CO	3:13.10
4 Compc, Theryn O	13	FLFN-CO	3:15.89
5 Fetzko, LJ J	14	SOPR-CO	3:16.28
6 Blickensderfer, Amar	13	PCST-CO	3:22.64
7 Bye, Jessica I	13	CMA-CO	3:24.83
8 Field, Katie A	14	CSST-CO	3:27.43
9 Blackley, Erin L	14	CT-CO	3:32.74
10 Mongeau, Natalie D	14	RPDS-CO	3:35.64
11 Terry, Carter A	14	FLFN-CO	3:42.63
12 Cassens, Chloe A	13	VALC-CO	3:43.28
13 Flatt, Ruby A	14	CAC-CO	3:48.79
14 Rodriguez, Ashley I	14	CT-CO	4:00.83

#26 Girls 15-22 200 Meter Breast

3:06.49 15-22 STAT				
Name	Age	Team	Finals Time	
1 Norton, Jolene M	16	PCST-CO	2:49.77	STAT
2 Walker, Kristin E	18	FLFN-CO	2:53.90	STAT
3 Roh, Katie M	16	CSST-CO	3:07.12	
4 Buckler, Chloe I	16	CT-CO	3:09.58	
5 Jacobs, Allie T	17	CMA-CO	3:10.84	
6 Chen, Jessica J	15	FLFN-CO	3:11.05	
7 Wice-Roslin, Morgan	17	CMA-CO	3:11.90	
8 Choi, Esther S	17	FLFN-CO	3:12.42	
9 Brondum, Sarah K	16	CSST-CO	3:16.23	
10 Morrow, Kelsi A	18	SCA-CO	3:24.93	
11 Dearden, Megan C	15	CSST-CO	3:24.99	
12 Kimball, Kristina J	17	CT-CO	3:25.24	
13 Thorsen, Lily S	17	SOPR-CO	3:25.27	
14 Blackley, Taylor B	15	CT-CO	3:50.36	
--- Stathakis, Christina N	16	CAC-CO	NS	
--- Roberson, Leah L	16	PCST-CO	SCR	

#27 Girls 13-14 100 Meter Free

1:02.69 13-14 ZONE				
1:07.59 13-14 STAT				
Name	Age	Team	Finals Time	
1 Roehr, Gabi F	13	RPDS-CO	1:05.98	STAT
2 York, Maggie E	14	CMA-CO	1:06.35	STAT
3 Atwell, Meghan A	13	AQUA-CO	1:06.99	STAT
4 McGill, Erin E	13	CSST-CO	1:07.49	STAT
5 Fetzko, LJ J	14	SOPR-CO	1:07.65	
6 Vanderhoof, Kendall	14	SOPR-CO	1:07.93	
7 Field, Katie A	14	CSST-CO	1:08.44	
8 Lewis, Alex E	14	FLFN-CO	1:08.77	
9 Buffa, Kethrys E	14	CT-CO	1:08.90	
10 Ramirez, Allison M	14	RPDS-CO	1:09.24	
11 Doerr, Madison C	13	CSST-CO	1:10.02	
12 Munn, Emily G	14	CSST-CO	1:10.56	
13 Brown, Yana S	14	PPA-CO	1:10.60	
14 Jones, Megan K	14	RPDS-CO	1:11.12	
15 Lovaas, India G	14	CMA-CO	1:11.24	
16 Ramsey, Kyla A	13	LTC-CO	1:11.26	
17 Baker, Cailey M	13	FLFN-CO	1:11.30	
18 Faddick, Isabella G	13	UN-CO	1:11.83	
19 Gilliam, Sequoia J	13	CSST-CO	1:13.08	
20 Miller, Becca J	13	RPDS-CO	1:14.55	
21 Terry, Carter A	14	FLFN-CO	1:15.60	
22 Blickensderfer, Amar	13	PCST-CO	1:15.79	
23 Bernard, Mathilde F	13	FLFN-CO	1:16.46	
24 Kramer, Kelsey J	13	CAC-CO	1:16.50	
25 Dangremond, Kayden	14	CT-CO	1:16.94	
26 Brondum, Kate E	14	CSST-CO	1:17.55	
27 Aleria, Loise M	13	CSST-CO	1:19.56	
28 Duncan, Nadia J	14	PPA-CO	1:19.95	
29 Reynolds, Lauren M	13	CSST-CO	1:20.10	
30 Mongeau, Natalie D	14	RPDS-CO	1:20.88	
31 Romero, Lauren C	14	CMA-CO	1:23.91	

32 Radtke, Alyssa S	14	CAC-CO	1:26.97	
33 Rodriguez, Ashley I	14	CT-CO	1:35.23	
34 Villarreal, Carina C	14	CT-CO	1:36.99	
35 Trapman, Paige E	13	CMA-CO	1:41.49	
36 Tyler, Caroline J	13	CMA-CO	1:42.67	
--- Brilleslyper, Emma N	14	FLFN-CO	NS	
--- Ortonward, Danielle	14	CT-CO	NS	

#27 Girls 15-22 100 Meter Free

1:05.49 15-22 STAT				
Name	Age	Team	Finals Time	
1 Roh, Karin M	18	CSST-CO	1:02.28	STAT
2 Saiz, Mary A	18	SCA-CO	1:02.58	STAT
3 Allen, Annaliese C	18	RPDS-CO	1:03.37	STAT
4 Morin, Veronica J	15	CT-CO	1:03.54	STAT
5 Henninger, Julie R	15	FLFN-CO	1:04.56	STAT
6 Norton, Jolene M	16	PCST-CO	1:04.74	STAT
7 Jacobs, Allie T	17	CMA-CO	1:04.75	STAT
8 Lowrey, Rhyann E	16	CSST-CO	1:04.94	STAT
9 Panonchillo, Stephanie	16	PEAK-CO	1:05.72	
10 Colomina, Dana M	15	CAC-CO	1:05.96	
11 Liebscher, Katie E	15	CSST-CO	1:06.04	
12 Chen, Jessica J	15	FLFN-CO	1:06.08	
13 Steigerwald, Sammy	15	CSST-CO	1:06.10	
14 Collie, Sarah R	16	CSST-CO	1:06.21	
15 Allen, Micaela K	15	RPDS-CO	1:06.28	
16 Crino, Rachel P	19	CAC-CO	1:06.51	
17 Dickerson, Ashley R	17	CSST-CO	1:06.59	
18 Lovaas, Alden B	17	CMA-CO	1:06.82	
19 Koldenhoven, Riley J	16	FLFN-CO	1:06.83	
20 Harder, Meghan E	18	CT-CO	1:07.81	
21 Tuttle, Jessica E	15	SOPR-CO	1:07.88	
22 Mehlhop, Emily G	16	RPDS-CO	1:08.07	
23 Benson, Kathryn A	16	CSST-CO	1:08.16	
24 Buckley, Sydney M	17	CT-CO	1:08.34	
25 Trinidad, Katelynd E	16	PPA-CO	1:08.45	
26 Mena, Carmen L	16	PPA-CO	1:08.54	
27 Flatt, Kaylyn J	16	CAC-CO	1:08.66	
28 Johnson, Rachel V	16	RPDS-CO	1:08.70	
29 Hawley, Shea R	16	RPDS-CO	1:09.23	
30 Brockie, Hannah K	16	CSST-CO	1:09.25	
31 Leach, Rachel H	16	CSST-CO	1:09.31	
32 Black, Heather H	18	CT-CO	1:09.35	
33 Roh, Katie M	16	CSST-CO	1:09.53	
34 Stinson, Hannah M	15	SOPR-CO	1:10.29	
35 Thorsen, Lily S	17	SOPR-CO	1:10.31	
36 Miller, Audrey J	15	PEAK-CO	1:10.48	
37 Oliver, Mackenzie S	16	CT-CO	1:10.70	
38 Riehl, Ashley T	15	CSST-CO	1:10.76	
39 Smith, Hannah M	16	RPDS-CO	1:11.14	
40 Greenberg, Samantha	17	CMA-CO	1:11.26	
41 Choi, Esther S	17	FLFN-CO	1:12.28	
42 Dikeman, Hailey N	16	CSST-CO	1:12.32	
43 Hart, Kylee J	16	CSST-CO	1:12.54	
44 Kennedy, Hannah M	17	CSST-CO	1:12.75	
45 Buckler, Chloe I	16	CT-CO	1:12.78	

2013 CO Rocky Mountain State Games - 7/5/2013 to 7/7/2013
2013 CO Rocky Mountain State Games, Sanction #: 2013-078A

OTC - Larry Greene

Results

(#27 Girls 15-22 100 Meter Free)

46	Walker, Hannah C	15	RPDS-CO	1:13.41
47	Woodyard, Lauren J	17	AQUA-CO	1:14.52
48	Carden, Emily A	15	PEAK-CO	1:14.98
49	Kimball, Kristina J	17	CT-CO	1:17.35
50	Morrow, Kelsi A	18	SCA-CO	1:17.45
51	Crespo, Paisley A	16	AQUA-CO	1:18.10
52	Schene, Miranda E	17	PPA-CO	1:18.58
53	Golden, Maddie E	16	CAC-CO	1:22.92
54	Vann, Emily G	15	VALC-CO	1:39.82
---	Katz, Jessie S	15	AQUA-CO	NS
---	Blackley, Taylor B	15	CT-CO	NS
---	Gutierrez, Stephanie	18	RPDS-CO	NS
---	Boland, Elizabeth M	16	RPDS-CO	NS
---	Petrovska, Zoya N	15	SOPR-CO	NS
---	Peterson, Han C	15	SOPR-CO	NS
---	Barrett, Hailey M	17	CAC-CO	NS
---	Stathakis, Christina N	16	CAC-CO	NS
---	Welding, Elena M	16	CSST-CO	NS
---	Roberson, Leah L	16	PCST-CO	SCR

#27 Girls 23&O 100 Meter Free

Name	Age	Team	Finals Time	
1	Eldridge, Audrey L	50	CMS-CO	1:26.09

#28 Girls 13-14 50 Meter Breast

Name	Age	Team	Finals Time	
1	Ramsey, Kyla A	13	LTC-CO	44.22
2	Gilliam, Sequoia J	13	CSST-CO	44.94
3	Lovaas, India G	14	CMA-CO	45.47
4	Roehr, Gabi F	13	RPDS-CO	47.51
5	Kramer, Kelsey J	13	CAC-CO	48.73
6	Brilleslyper, Emma N	14	FLFN-CO	50.34
7	Reynolds, Lauren M	13	CSST-CO	50.91
8	Romero, Lauren C	14	CMA-CO	51.55
9	Tyler, Caroline J	13	CMA-CO	1:04.18
10	Beittle, Nicole J	14	CMA-CO	1:05.35
---	Trapman, Paige E	13	CMA-CO	DQ
---	Field, Katie A	14	CSST-CO	NS
---	Ortonward, Danielle	14	CT-CO	NS

#28 Girls 15-22 50 Meter Breast

Name	Age	Team	Finals Time	
1	Walker, Kristin E	18	FLFN-CO	35.78
2	Roach, Katie E	18	CMA-CO	35.91
3	Norton, Jolene M	16	PCST-CO	37.89
4	Lovaas, Alden B	17	CMA-CO	40.34
5	Wice-Roslin, Morgar	17	CMA-CO	40.43
6	Jacobs, Allie T	17	CMA-CO	41.16
7	Oliver, Mackenzie S	16	CT-CO	43.59
8	Morrow, Kelsi A	18	SCA-CO	43.96
9	Greenberg, Samantha	17	CMA-CO	44.25
10	Thorsen, Lily S	17	SOPR-CO	45.29
11	Marks, Elise C	16	FHAC-CO	46.74
12	Golden, Maddie E	16	CAC-CO	52.52

---	Stathakis, Christina N	16	CAC-CO	NS
---	Katz, Jessie S	15	AQUA-CO	NS
---	Roberson, Leah L	16	PCST-CO	SCR

#28 Girls 23&O 50 Meter Breast

Name	Age	Team	Finals Time	
1	Eldridge, Audrey L	50	CMS-CO	49.19

#29 Girls 11-12 200 Meter Back

2:39.59 11-12 ZONE
2:58.79 11-12 STAT

Name	Age	Team	Finals Time	
1	Orgill, Maddie	12	CAC-CO	3:01.22
2	Schwartz, Peyton D	12	CSA-CO	3:03.26
3	Bellingham, Nicole E	12	CMA-CO	3:05.39
4	Terry, Kennedy J	12	FLFN-CO	3:05.92

#29 Girls 13-14 200 Meter Back

2:33.09 13-14 ZONE
2:43.09 13-14 STAT

Name	Age	Team	Finals Time	
1	Jones, Torre P	13	CSA-CO	2:47.05
2	Lewis, Alex E	14	FLFN-CO	2:49.24
3	Faddick, Isabella G	13	UN-CO	2:50.56
4	Ramirez, Allison M	14	RPDS-CO	2:51.50
5	Dolloff-Holt, Emily J	14	CT-CO	2:52.36
6	McGill, Erin E	13	CSST-CO	2:54.08
7	Lovaas, India G	14	CMA-CO	2:56.33
8	Kinder, Kirsten M	13	CSST-CO	2:57.03
9	Vanderhoof, Kendall	14	SOPR-CO	2:59.07
10	Bye, Jessica I	13	CMA-CO	3:03.24
11	Miller, Becca J	13	RPDS-CO	3:04.57
12	Flatt, Ruby A	14	CAC-CO	3:13.12
13	Brondum, Kate E	14	CSST-CO	3:14.25
14	Radtke, Alyssa S	14	CAC-CO	3:33.37
---	Baker, Cailey M	13	FLFN-CO	NS
---	Romero, Lauren C	14	CMA-CO	NS
---	Bernard, Mathilde F	13	FLFN-CO	NS

#29 Girls 15-22 200 Meter Back

2:40.69 15-22 STAT

Name	Age	Team	Finals Time		
1	Saiz, Mary A	18	SCA-CO	2:33.03	STAT
2	Turner, Angie E	15	CSST-CO	2:36.15	STAT
*3	Roach, Katie E	18	CMA-CO	2:39.79	STAT
*3	Dearden, Megan C	15	CSST-CO	2:39.79	STAT
5	Tuttle, Jessica E	15	SOPR-CO	2:41.18	
6	Miller, Audrey J	15	PEAK-CO	2:41.26	
7	Morin, Veronica J	15	CT-CO	2:42.87	
8	Mehlhop, Emily G	16	RPDS-CO	2:42.98	
9	Leach, Rachel H	16	CSST-CO	2:44.51	
10	Mena, Carmen L	16	PPA-CO	2:45.25	
11	Colomina, Dana M	15	CAC-CO	2:46.82	
12	Hart, Kylee J	16	CSST-CO	2:47.21	
13	Johnson, Rachel V	16	RPDS-CO	2:47.55	
14	Kennedy, Hannah M	17	CSST-CO	2:48.16	
15	Panoncillo, Stephanie	16	PEAK-CO	2:48.83	

16	Lowrey, Rhyann E	16	CSST-CO	2:48.86	
17	Horning, Lindsey E	16	FLFN-CO	2:49.98	
18	Flatt, Kaylyn J	16	CAC-CO	2:50.11	
19	Brockie, Hannah K	16	CSST-CO	2:50.48	
20	Chen, Jessica J	15	FLFN-CO	2:51.59	
21	Hawley, Shea R	16	RPDS-CO	3:01.93	
*22	Peterson, Han C	15	SOPR-CO	3:04.08	
*22	Carden, Emily A	15	PEAK-CO	3:04.08	
24	Harder, Meghan E	18	CT-CO	3:11.17	
25	Stinson, Hannah M	15	SOPR-CO	3:12.23	
---	Stieglitz, Caroline V	15	CSST-CO	DQ	Completely submerged prior to turn or finish
---	Golden, Maddie E	16	CAC-CO	NS	
---	Barrett, Hailey M	17	CAC-CO	NS	
---	Choi, Esther S	17	FLFN-CO	NS	
---	Lovaas, Alden B	17	CMA-CO	NS	
---	Gutierrez, Stephanie	18	RPDS-CO	NS	

#30 Girls 11-12 400 Meter IM

5:50.37 11-12 ZONE
6:14.29 11-12 STAT

Name	Age	Team	Finals Time		
1	Dolloff-Holt, Sydney	12	CT-CO	6:12.97	STAT
---	Olczak, Lauren G	12	CAC-CO	NS	

#30 Girls 13-14 400 Meter IM

5:25.79 13-14 ZONE
5:46.19 13-14 STAT

Name	Age	Team	Finals Time	
1	Dech, Cori M	14	UN-CO	6:01.20
2	York, Maggie E	14	CMA-CO	6:15.75
3	Blackley, Erin L	14	CT-CO	6:42.56
4	Kramer, Kelsey J	13	CAC-CO	6:54.52

#30 Girls 15-22 400 Meter IM

5:44.69 15-22 STAT

Name	Age	Team	Finals Time	
1	Dearden, Megan C	15	CSST-CO	6:07.91
2	Brondum, Sarah K	16	CSST-CO	6:13.41
3	Choi, Esther S	17	FLFN-CO	6:15.22
4	Allen, Micaela K	15	RPDS-CO	6:19.18
---	Boland, Elizabeth M	16	RPDS-CO	SCR

#31 Girls 11-12 200 Meter Free Relay

Team	Relay	Finals Time	
1	CAC-CO	A	2:07.78
	Olczak, Lauren G 12	Orgill, Maddie 12	
	Kirton, Mikaela R 12	Beckwith, Jessie L 12	
2	CMA-CO	A	2:13.63
	Cairns, Caitlin A 11	Bricker, Sophia B 12	
	Lehman, Harper E 11	Warmack, Anna Grace G 12	
3	SOPR-CO	A	2:33.23
	Vanderhoof, Kaitlyn M 12	Seabury, Sharon A 11	
	McDonnell, Sally C 11	Stinson, Macy L 12	
4	VALC-CO	A	2:44.43
	Morland, Madeline A 12	Pribila, Clare E 11	
	Touchard, Alexa D 11	Ford, Sarah L 11	

2013 CO Rocky Mountain State Games - 7/5/2013 to 7/7/2013
2013 CO Rocky Mountain State Games, Sanction #: 2013-078A

OTC - Larry Greene

Results

#31 Girls 11-12 200 Meter Free Relay

5	CMA-CO	C	2:56.60
	Romero, Julia N 12	Schmitt, Celeste A 11	
	Kohlhepp, Maya X 11	Smith, Jessalyn E 12	
---	CMA-CO	B	DQ
	Early take-off swimmer #3		
	Bellingham, Nicole E 12	Chavez, Alexis B 12	
	Fisher, Claire S 12	Benson, Brigitte Q 12	

#32 Boys 11-12 200 Meter Free Relay

Team	Relay	Finals Time
1	CSST-CO A	2:05.10
	Rauchut, Tommy D 11	Stieglitz, Max L 12
	Field, Hayden D 12	Ayotte, Griffin J 12

#33 Girls 11-12 200 Meter Free

2:20.59 ZONE
2:37.99 STAT

Name	Age	Team	Finals Time
1	Olczak, Lauren G	12 CAC-CO	2:31.39 STAT
2	Roney, Danielle M	12 CAC-CO	2:33.71 STAT
3	Kirton, Mikaela R	12 CAC-CO	2:41.67
4	Fraser, Carrie R	12 FLFN-CO	2:42.86
5	Musso, Alexa N	12 PCST-CO	2:43.05
6	Lehman, Harper E	11 CMA-CO	2:43.72
7	Warmack, Anna Grac	12 CMA-CO	2:47.60
8	Shaeffer, Mia R	12 CT-CO	2:48.06
9	Bricker, Sophia B	12 CMA-CO	2:49.15
10	Vanderhoof, Kaitlyn	12 SOPR-CO	2:52.31
11	Relich, Paetyn D	12 RPDS-CO	2:53.47
12	Fisher, Claire S	12 CMA-CO	2:54.95
13	Smith, Molly E	12 RPDS-CO	2:55.83
14	Cairns, Caitlin A	11 CMA-CO	2:56.76
15	Chavez, Alexis B	12 CMA-CO	2:59.66
16	Nuhn, Vanessa J	12 CSST-CO	2:59.92
17	Pollock, Risa G	12 UN-OH	3:02.39
18	Cashdollar, Kaitlyn	12 CT-CO	3:03.72
19	Bream, Mandy A	12 PCST-CO	3:06.96
20	De Araujo, Maria de	11 PPA-CO	3:08.71
21	Mcdonnell, Sally C	11 SOPR-CO	3:16.67
22	Brovold, Laelle L	11 PEAK-CO	3:19.40
23	Romero, Julia N	12 CMA-CO	3:27.69
24	Seabury, Sharon A	11 SOPR-CO	3:43.96
---	Mishmash, Elise C	11 SALC-CO	NS

#34 Boys 11-12 200 Meter Free

2:19.49 ZONE
2:41.49 STAT

Name	Age	Team	Finals Time
1	Eckerman, Brendan I	12 ACES-CO	2:21.04 STAT
2	Ayotte, Griffin J	12 CSST-CO	2:21.36 STAT
3	Stieglitz, Max L	12 CSST-CO	2:23.50 STAT
4	Jones, Maxwell D	12 UN-CO	2:30.36 STAT
5	Whitmarsh, Braden C	12 PEAK-CO	2:34.64 STAT
6	Selle, Brayden D	12 CAC-CO	2:34.95 STAT
7	Field, Hayden D	12 CSST-CO	2:42.71

8	Burtoft, Randle M	12 CT-CO	2:45.66
9	Miller, Luke D	11 CSA-CO	2:46.16
10	Sistare, Nathaniel J	11 PPA-CO	2:48.42
11	Gerhardt, Zac A	12 VALC-CO	2:54.88
12	Liberato, Aydin N	12 PCST-CO	2:56.60
13	Dietz, Noe R	11 LTC-CO	2:57.63
14	Lindsey, Kona	12 CSST-CO	2:57.65
15	Highberger, Jagger S	11 PCST-CO	3:05.89
16	Kennedy, Trey D	11 CSST-CO	3:07.41
17	Bullock, Justin M	11 PEAK-CO	3:08.73
18	Heer, Zachary M	11 PEAK-CO	3:10.38
19	Zook, Leo K	11 VALC-CO	3:12.59
20	Dillinder, Andrew O	12 CT-CO	3:42.76
21	Stark, Jake A	11 CMA-CO	4:01.87
---	Mena, Miles T	12 PPA-CO	NS

#35 Girls 11-12 100 Meter Fly

1:12.49 ZONE
1:24.59 STAT

Name	Age	Team	Finals Time
1	Kujalowicz, Kylee C	12 PEAK-CO	1:16.11 STAT
2	Saiz, Chloe A	12 SCA-CO	1:19.06 STAT
3	Beckwith, Jessie L	12 CAC-CO	1:19.23 STAT
4	Roney, Danielle M	12 CAC-CO	1:25.37
5	Olczak, Lauren G	12 CAC-CO	1:25.83
6	Chen, Edenna H	11 FLFN-CO	1:25.84
7	Cairns, Caitlin A	11 CMA-CO	1:29.41
8	Kirton, Mikaela R	12 CAC-CO	1:31.80
9	Musso, Alexa N	12 PCST-CO	1:31.83
10	Orgill, Maddie	12 CAC-CO	1:32.09
11	Stinson, Macy L	12 SOPR-CO	1:37.57
12	Bream, Mandy A	12 PCST-CO	1:38.00
13	Gonzales, Cheyenne	12 FLFN-CO	1:38.79
14	Benson, Brigitte Q	12 CMA-CO	1:40.61
15	Bellingham, Nicole E	12 CMA-CO	1:41.76
16	Wagner, Sophia K	11 CAC-CO	1:44.97
17	Fisher, Claire S	12 CMA-CO	1:53.99
18	Mohler, Taylor A	12 PEAK-CO	2:00.08
19	Mcdonnell, Sally C	11 SOPR-CO	2:06.70

#36 Boys 11-12 100 Meter Fly

1:12.59 ZONE
1:28.49 STAT

Name	Age	Team	Finals Time
1	Rauchut, Tommy D	11 CSST-CO	1:17.89 STAT
2	Jones, Maxwell D	12 UN-CO	1:30.81
3	Whitmarsh, Braden C	12 PEAK-CO	1:32.49
4	Selle, Brayden D	12 CAC-CO	1:36.36
5	Highberger, Jagger S	11 PCST-CO	1:40.78
6	Liberato, Aydin N	12 PCST-CO	1:50.65
---	Burroughs, Charles S	12 CAC-CO	DQ
	Alternating Kick		
---	Zook, Leo K	11 VALC-CO	DQ
	Alternating Kick		

#37 Girls 11-12 50 Meter Back

34.59 ZONE
38.79 STAT

Name	Age	Team	Finals Time
1	Shaeffer, Mia R	12 CT-CO	37.28 STAT
2	Schwartz, Peyton D	12 CSA-CO	37.50 STAT
3	Lehman, Harper E	11 CMA-CO	37.64 STAT
4	Kujalowicz, Kylee C	12 PEAK-CO	38.22 STAT
5	Dolloff-Holt, Sydney	12 CT-CO	38.29 STAT
6	Bricker, Sophia B	12 CMA-CO	38.43 STAT
7	Kirton, Mikaela R	12 CAC-CO	38.45 STAT
8	Terry, Kennedy J	12 FLFN-CO	39.45
9	Fraser, Carrie R	12 FLFN-CO	39.59
10	Smith, Molly E	12 RPDS-CO	39.72
11	Cairns, Caitlin A	11 CMA-CO	40.52
12	Warmack, Anna Grac	12 CMA-CO	40.68
13	Vanderhoof, Kaitlyn	12 SOPR-CO	41.38
14	Musso, Alexa N	12 PCST-CO	41.74
15	Stinson, Macy L	12 SOPR-CO	41.78
16	Urbach, Kelsey C	12 FHAC-CO	42.78
17	Fisher, Claire S	12 CMA-CO	43.24
18	Chavez, Alexis B	12 CMA-CO	43.26
19	De Araujo, Maria de	11 PPA-CO	44.03
20	Pollock, Risa G	12 UN-OH	44.13
21	Benson, Brigitte Q	12 CMA-CO	44.14
22	Cashdollar, Kaitlyn	12 CT-CO	44.23
23	Bream, Mandy A	12 PCST-CO	44.45
24	Relich, Paetyn D	12 RPDS-CO	44.46
25	Nuhn, Vanessa J	12 CSST-CO	45.51
26	Clayton, Noel E	11 RPDS-CO	46.32
27	Brovold, Laelle L	11 PEAK-CO	46.39
28	Rychter, Jai C	12 CT-CO	46.47
29	Wagner, Sophia K	11 CAC-CO	47.38
30	Pribila, Clare E	11 VALC-CO	47.52
31	Gonzales, Cheyenne	12 FLFN-CO	47.67
32	Romero, Julia N	12 CMA-CO	47.85
33	Smith, Jessalyn E	12 CMA-CO	48.96
34	Urbach, Kallie S	11 FHAC-CO	49.71
35	Mohler, Taylor A	12 PEAK-CO	49.85
36	Kohlhepp, Maya X	11 CMA-CO	51.28
37	Ford, Sarah L	11 VALC-CO	54.29
38	Merriam, Marissa R	11 PPA-CO	54.82
39	Seabury, Sharon A	11 SOPR-CO	55.17
40	Schmitt, Celeste A	11 CMA-CO	55.75
41	Johnson, Emma I	12 VALC-CO	57.72
42	Lazzelle, McKeely A	12 CSST-CO	1:45.00
---	Olczak, Lauren G	12 CAC-CO	NS
---	Mishmash, Elise C	11 SALC-CO	NS

#38 Boys 11-12 50 Meter Back

34.89 ZONE
39.99 STAT

Name	Age	Team	Finals Time
1	Ayotte, Griffin J	12 CSST-CO	35.86 STAT
2	Stieglitz, Max L	12 CSST-CO	37.07 STAT

2013 CO Rocky Mountain State Games - 7/5/2013 to 7/7/2013
2013 CO Rocky Mountain State Games, Sanction #: 2013-078A
OTC - Larry Greene

Results

(#38 Boys 11-12 50 Meter Back)

Name	Age	Team	Finals Time	STAT
3 Rauchut, Tommy D	11	CSST-CO	38.89	STAT
4 Whitmarsh, Braden C	12	PEAK-CO	40.38	
5 Mena, Miles T	12	PPA-CO	41.44	
6 Miller, Luke D	11	CSA-CO	41.59	
7 Bullock, Justin M	11	PEAK-CO	42.45	
8 Field, Hayden D	12	CSST-CO	42.62	
9 Lindsey, Kona	12	CSST-CO	43.05	
10 Ward, Carver A	11	CMA-CO	44.07	
11 Selle, Brayden D	12	CAC-CO	44.10	
12 Kennedy, Trey D	11	CSST-CO	44.54	
13 Liberato, Aydin N	12	PCST-CO	44.90	
14 Burtoft, Randle M	12	CT-CO	45.50	
15 Highberger, Jagger S	11	PCST-CO	46.09	
16 Heer, Zachary M	11	PEAK-CO	46.75	
17 Gerhardt, Zac A	12	VALC-CO	46.80	
18 Burroughs, Charles S	12	CAC-CO	47.10	
19 Stark, Jake A	11	CMA-CO	54.06	
20 Dillinder, Andrew O	12	CT-CO	55.86	
--- Jones, Maxwell D	12	UN-CO	NS	

#39 Girls 11-12 100 Meter Free
1:04.89 ZONE
1:12.09 STAT

Name	Age	Team	Finals Time	STAT
1 Kujalowicz, Kylee C	12	PEAK-CO	1:07.65	STAT
2 Saiz, Chloe A	12	SCA-CO	1:08.95	STAT
3 Bricker, Sophia B	12	CMA-CO	1:12.40	
4 Ridings, Brianna E	12	FLFN-CO	1:12.77	
5 Orgill, Maddie	12	CAC-CO	1:13.37	
6 Musso, Alexa N	12	PCST-CO	1:13.47	
7 Lehman, Harper E	11	CMA-CO	1:13.69	
8 Beckwith, Jessie L	12	CAC-CO	1:13.75	
9 Kirton, Mikaela R	12	CAC-CO	1:14.28	
10 Kominos, Alexis L	11	FLFN-CO	1:14.61	
*11 Smith, Molly E	12	RPDS-CO	1:15.65	
*11 Chen, Edenna H	11	FLFN-CO	1:15.65	
13 Vanderhoof, Kaitlyn	12	SOPR-CO	1:16.82	
14 Warmack, Anna Grac	12	CMA-CO	1:17.29	
15 Relich, Paetyn D	12	RPDS-CO	1:18.18	
16 Benson, Brigitte Q	12	CMA-CO	1:19.87	
17 Terry, Kennedy J	12	FLFN-CO	1:20.44	
18 Lazzelle, McKeely A	12	CSST-CO	1:21.10	
19 Pribila, Clare E	11	VALC-CO	1:21.41	
20 Bellingham, Nicole E	12	CMA-CO	1:21.64	
21 Stinson, Macy L	12	SOPR-CO	1:21.79	
22 Fisher, Claire S	12	CMA-CO	1:22.73	
23 Cairns, Caitlin A	11	CMA-CO	1:23.42	
24 Chavez, Alexis B	12	CMA-CO	1:24.07	
25 Pollock, Risa G	12	UN-OH	1:24.13	
26 Morland, Madeline A	12	VALC-CO	1:24.41	
27 De Araujo, Maria de	11	PPA-CO	1:24.81	
28 Cashdollar, Kaitlyn N	12	CT-CO	1:26.38	
29 Clayton, Noel E	11	RPDS-CO	1:27.11	
30 Gonzales, Cheyenne	12	FLFN-CO	1:27.83	

31 McDonnell, Sally C	11	SOPR-CO	1:27.91	
32 Nuhn, Vanessa J	12	CSST-CO	1:27.99	
33 Bream, Mandy A	12	PCST-CO	1:28.80	
34 Wagner, Sophia K	11	CAC-CO	1:29.48	
35 Urbach, Kelsey C	12	FHAC-CO	1:30.76	
36 Urbach, Kallie S	11	FHAC-CO	1:31.07	
37 Rychter, Jai C	12	CT-CO	1:33.04	
38 Brovold, Laelle L	11	PEAK-CO	1:33.14	
39 Romero, Julia N	12	CMA-CO	1:36.45	
40 Merriam, Marissa R	11	PPA-CO	1:38.39	
41 Kohlhepp, Maya X	11	CMA-CO	1:39.84	
42 Mohler, Taylor A	12	PEAK-CO	1:40.03	
43 Ford, Sarah L	11	VALC-CO	1:44.34	
44 Seabury, Sharon A	11	SOPR-CO	1:46.32	
--- Garbett, VyAnne L	11	LTC-CO	NS	
--- Olczak, Lauren G	12	CAC-CO	NS	
--- Schwartz, Peyton D	12	CSA-CO	NS	
--- Mishmash, Elise C	11	SALC-CO	NS	

#40 Boys 11-12 100 Meter Free
1:04.29 ZONE
1:13.89 STAT

Name	Age	Team	Finals Time	STAT
1 Ayotte, Griffin J	12	CSST-CO	1:05.77	STAT
2 Stieglitz, Max L	12	CSST-CO	1:07.19	STAT
3 Rauchut, Tommy D	11	CSST-CO	1:11.53	STAT
4 Selle, Brayden D	12	CAC-CO	1:12.23	STAT
5 Miller, Luke D	11	CSA-CO	1:14.18	
6 Field, Hayden D	12	CSST-CO	1:14.90	
7 Sistare, Nathaniel J	11	PPA-CO	1:15.34	
8 Mena, Miles T	12	PPA-CO	1:16.84	
9 Liberato, Aydin N	12	PCST-CO	1:17.98	
10 Ward, Carver A	11	CMA-CO	1:21.19	
11 Dietz, Noe R	11	LTC-CO	1:22.12	
12 Gerhardt, Zac A	12	VALC-CO	1:23.14	
13 Lindsey, Kona	12	CSST-CO	1:24.09	
14 Burroughs, Charles S	12	CAC-CO	1:25.38	
15 Heer, Zachary M	11	PEAK-CO	1:26.05	
16 Zook, Leo K	11	VALC-CO	1:26.74	
17 Kennedy, Trey D	11	CSST-CO	1:27.96	
18 Highberger, Jagger S	11	PCST-CO	1:28.55	
19 Bullock, Justin M	11	PEAK-CO	1:29.05	
20 Brown, Nikolas E	12	PPA-CO	1:39.43	
21 Stark, Jake A	11	CMA-CO	1:58.40	

#41 Girls 11-12 50 Meter Breast
38.59 ZONE
43.99 STAT

Name	Age	Team	Finals Time	STAT
1 Chen, Edenna H	11	FLFN-CO	40.28	STAT
2 Dolloff-Holt, Sydney	12	CT-CO	41.44	STAT
3 Lazzelle, McKeely A	12	CSST-CO	42.36	STAT
4 Kujalowicz, Kylee C	12	PEAK-CO	44.36	
5 Bricker, Sophia B	12	CMA-CO	44.78	
6 Saiz, Chloe A	12	SCA-CO	44.93	
7 Beckwith, Jessie L	12	CAC-CO	45.10	

8 Musso, Alexa N	12	PCST-CO	45.91	
9 Schwartz, Peyton D	12	CSA-CO	45.92	
10 Nuhn, Vanessa J	12	CSST-CO	46.04	
11 Kirton, Mikaela R	12	CAC-CO	46.34	
12 Roney, Danielle M	12	CAC-CO	46.35	
13 Vanderhoof, Kaitlyn	12	SOPR-CO	46.46	
14 Lehman, Harper E	11	CMA-CO	47.33	
15 Kominos, Alexis L	11	FLFN-CO	47.54	
16 Relich, Paetyn D	12	RPDS-CO	47.77	
17 Fraser, Carrie R	12	FLFN-CO	47.82	
18 Stinson, Macy L	12	SOPR-CO	47.91	
19 Terry, Kennedy J	12	FLFN-CO	48.22	
20 Clayton, Noel E	11	RPDS-CO	48.31	
21 Bellingham, Nicole E	12	CMA-CO	49.93	
22 Pollock, Risa G	12	UN-OH	50.19	
23 Warmack, Anna Grac	12	CMA-CO	51.64	
*24 Urbach, Kelsey C	12	FHAC-CO	51.92	
*24 Cairns, Caitlin A	11	CMA-CO	51.92	
26 Wagner, Sophia K	11	CAC-CO	52.34	
27 Mohler, Taylor A	12	PEAK-CO	52.45	
28 Gonzales, Cheyenne	12	FLFN-CO	52.72	
*29 Bream, Mandy A	12	PCST-CO	52.79	
*29 McDonnell, Sally C	11	SOPR-CO	52.79	
31 Romero, Julia N	12	CMA-CO	53.10	
32 Urbach, Kallie S	11	FHAC-CO	54.61	
33 Brovold, Laelle L	11	PEAK-CO	56.73	
34 Ford, Sarah L	11	VALC-CO	1:00.86	
35 Kohlhepp, Maya X	11	CMA-CO	1:01.20	
36 Johnson, Emma I	12	VALC-CO	1:01.78	
37 Merriam, Marissa R	11	PPA-CO	1:02.80	
38 Seabury, Sharon A	11	SOPR-CO	1:02.86	
39 Schmitt, Celeste A	11	CMA-CO	1:16.36	
--- Smith, Jessalyn E	12	CMA-CO	DQ	
Alternating Kick				
--- Garbett, VyAnne L	11	LTC-CO	NS	
--- Mishmash, Elise C	11	SALC-CO	NS	

#42 Boys 11-12 50 Meter Breast
38.09 ZONE
45.29 STAT

Name	Age	Team	Finals Time	STAT
1 Jones, Maxwell D	12	UN-CO	40.56	STAT
2 Ayotte, Griffin J	12	CSST-CO	42.75	STAT
3 Whitmarsh, Braden C	12	PEAK-CO	43.90	STAT
4 Liberato, Aydin N	12	PCST-CO	44.67	STAT
5 Field, Hayden D	12	CSST-CO	44.94	STAT
6 Lindsey, Kona	12	CSST-CO	45.60	
7 Ward, Carver A	11	CMA-CO	48.56	
8 Bullock, Justin M	11	PEAK-CO	48.64	
9 Heer, Zachary M	11	PEAK-CO	49.09	
10 Miller, Luke D	11	CSA-CO	49.98	
11 Roberts, Mac M	12	VALC-CO	52.99	
12 Highberger, Jagger S	11	PCST-CO	54.18	
13 Zook, Leo K	11	VALC-CO	54.81	
14 Burroughs, Charles S	12	CAC-CO	55.76	
15 Gerhardt, Zac A	12	VALC-CO	56.37	

2013 CO Rocky Mountain State Games - 7/5/2013 to 7/7/2013
2013 CO Rocky Mountain State Games, Sanction #: 2013-078A

OTC - Larry Greene

Results

(#42 Boys 11-12 50 Meter Breast)

16 Stark, Jake A	11 CMA-CO	57.81
17 Dillinder, Andrew O	12 CT-CO	1:00.44
--- Burtoft, Randle M	12 CT-CO	DQ

#43 Boys 13-14 200 Meter Free

2:08.09 13-14 ZONE
2:22.89 13-14 STAT

Name	Age	Team	Finals Time	
1 Carr, Daniel C	14 CMA-CO	2:04.20	ZONE	
2 Leach, Kyle P	13 CSST-CO	2:09.93	STAT	
3 Stieglitz, Westin J	13 CSST-CO	2:12.72	STAT	
4 Shollenbarger, Brend	14 CSST-CO	2:16.54	STAT	
5 Birnbaum, Jerry W	14 CMA-CO	2:17.39	STAT	
6 DePeppe, Matt R	14 CMA-CO	2:19.47	STAT	
7 McFall, Nikolai J	14 FFLN-CO	2:22.73	STAT	
8 Tinucci, Jeremy P	14 CAC-CO	2:22.83	STAT	
9 Lehman, Calum T	13 CMA-CO	2:24.56		
10 Moden, Christian T	13 CSST-CO	2:27.82		
11 Hecksel, Phillip L	14 SOPR-CO	2:28.67		
12 Warmack, James Tho	14 CMA-CO	2:30.72		
13 Sturgeon, Charley P	14 CT-CO	2:30.95		
14 Hippe, Kyle P	14 PEAK-CO	2:32.15		
15 Knock, Tucker T	14 FFLN-CO	2:33.29		
16 Morris, Noah J	14 CT-CO	2:41.72		
17 Smith, Noah J	13 VALC-CO	2:43.44		
18 Wilmoth, Daniel R	13 CSA-CO	2:44.81		
19 Fraser, Ben B	14 FFLN-CO	2:48.27		
20 Erskine, Fletcher J	13 CMA-CO	2:49.30		
21 Carden, Mitch H	13 PEAK-CO	3:03.61		
22 Dickerson, Brady D	13 PCST-CO	3:08.23		
23 Mechelse, Isaiah M	13 CT-CO	3:31.78		
--- Conway, Jon-Ryan W	14 CSST-CO	NS		
--- Nienaber, Luke E	14 CSST-CO	NS		

#43 Boys 15-22 200 Meter Free

2:10.29 15-22 STAT

Name	Age	Team	Finals Time	
1 Baker, Tommy W	15 CSST-CO	2:04.82	STAT	
2 Dangremond, Jack E	16 CT-CO	2:05.50	STAT	
3 Mays, Brennan L	17 CSST-CO	2:08.58	STAT	
4 Rossmanith, Bryan J	18 CSST-CO	2:10.61		
5 Chaney, Will R	15 CT-CO	2:10.72		
6 Hills, Jerry J	18 RPDS-CO	2:10.90		
7 Johnson, Michael A	18 RPDS-CO	2:11.96		
8 Kiermayr, Kristopher	17 CT-CO	2:12.12		
9 Ellis, Jason M	20 FFLN-CO	2:12.76		
10 Robert, Luke J	18 RPDS-CO	2:12.84		
11 Cassidy, Jack R	17 SOPR-CO	2:13.24		
12 Tinucci, Nick C	16 CAC-CO	2:13.44		
13 Buckley, Harrison L	15 CT-CO	2:15.17		
14 Weiss, Andrew T	15 FFLN-CO	2:16.42		
15 Allison, Kyle K	18 CSST-CO	2:17.35		
16 Topper, Ben J	15 CT-CO	2:18.18		
17 Cremer, John S	15 AQUA-CO	2:19.98		

18 Bossert, Jim A	20 UN-CO	2:21.34
19 Meyer, Philip G	18 CSST-CO	2:22.53
20 Izbiky, Alex J	15 AQUA-CO	2:24.07
21 Kujalowicz, Nick W	15 PEAK-CO	2:26.00
22 Vaughan, Connor D	18 CMA-CO	2:26.51
23 Thorsen, Zeb A	15 SOPR-CO	2:27.33
24 Black, Kevin K	15 CT-CO	2:27.82
25 Ayotte, Carter J	15 RR-CO	2:30.57
26 Spiecker, Austin F	15 CT-CO	2:31.96
27 Doehring, Andrew A	17 CSST-CO	2:35.51
28 Herron, Luke N	16 SOPR-CO	2:36.92
29 Greenberg, Josh W	15 CMA-CO	2:37.29
--- Reasoner, Zach S	18 CAC-CO	NS
--- Wells, Billy E	18 CSST-CO	NS

#44 Boys 13-14 100 Meter Fly

1:05.09 13-14 ZONE
1:15.09 13-14 STAT

Name	Age	Team	Finals Time	
1 Leach, Kyle P	13 CSST-CO	1:06.86	STAT	
2 Sironen, Alexander J	14 AQUA-CO	1:12.45	STAT	
3 Birnbaum, Jerry W	14 CMA-CO	1:14.87	STAT	
4 Hecksel, Phillip L	14 SOPR-CO	1:15.94		
5 DePeppe, Matt R	14 CMA-CO	1:16.35		
6 Tinucci, Jeremy P	14 CAC-CO	1:16.54		
7 Clayton, Robert D	13 RPDS-CO	1:18.88		
8 Lynch, Kieran C	14 CT-CO	1:20.05		
9 Hippe, Kyle P	14 PEAK-CO	1:23.94		
10 Fraser, Ben B	14 FFLN-CO	1:26.27		
11 Kaiser, Marley D	14 CT-CO	1:28.81		
12 Sturgeon, Charley P	14 CT-CO	1:33.42		
13 Carden, Mitch H	13 PEAK-CO	1:35.98		
14 Dickerson, Brady D	13 PCST-CO	1:54.06		
--- Conway, Jon-Ryan W	14 CSST-CO	NS		
--- Nienaber, Luke E	14 CSST-CO	NS		

#44 Boys 15-22 100 Meter Fly

1:06.39 15-22 STAT

Name	Age	Team	Finals Time	
1 Smith, Austin J	20 FFLN-CO	1:00.69	STAT	
2 Tarasov, Alex	15 AQUA-CO	1:02.75	STAT	
3 Trujillo, Devin L	17 SCA-CO	1:02.77	STAT	
4 Johnson, Michael A	18 RPDS-CO	1:06.87		
5 Kimball, Kaiden R	15 CT-CO	1:06.99		
6 Stutzriem, Tom L	18 RPDS-CO	1:07.17		
7 Kiermayr, Kristopher	17 CT-CO	1:08.04		
8 Kujalowicz, Nick W	15 PEAK-CO	1:09.43		
9 Cassidy, Jack R	17 SOPR-CO	1:09.53		
10 Chaney, Will R	15 CT-CO	1:10.40		
11 Hills, Jerry J	18 RPDS-CO	1:10.79		
12 Baker, Tommy W	15 CSST-CO	1:11.27		
13 Dangremond, Tucker	18 CT-CO	1:14.98		
14 Izbiky, Alex J	15 AQUA-CO	1:15.94		
15 Pannell, Eric C	16 FFLN-CO	1:16.32		
16 Augustino, James J	15 RPDS-CO	1:19.23		
17 Raphael, Sam S	15 RPDS-CO	1:23.63		

18 Spiecker, Austin F	15 CT-CO	1:24.28
19 Herron, Luke N	16 SOPR-CO	1:24.95
--- Loyd, Michael T	16 CSST-CO	NS
--- Ward, Austin T	17 FFLN-CO	NS
--- Reasoner, Zach S	18 CAC-CO	NS

#44 Boys 23&O 100 Meter Fly

Name	Age	Team	Finals Time
1 Bowsher, Dennis C	30 UN-CO	1:08.71	

#45 Boys 13-14 50 Meter Back

Name	Age	Team	Finals Time
1 Carr, Daniel C	14 CMA-CO	28.78	
2 Sironen, Alexander J	14 AQUA-CO	34.25	
3 Tinucci, Jeremy P	14 CAC-CO	35.91	
4 Wilmoth, Daniel R	13 CSA-CO	39.01	
5 Flowers, Samuel J	13 CSST-CO	41.91	
6 Mechelse, Isaiah M	13 CT-CO	57.89	
--- Conway, Jon-Ryan W	14 CSST-CO	NS	

#45 Boys 15-22 50 Meter Back

Name	Age	Team	Finals Time
1 Doerr, Hunter B	15 CSST-CO	30.24	
2 Robert, Luke J	18 RPDS-CO	30.40	
3 Yang, Kevin	15 RPDS-CO	31.98	
4 Bossert, David M	21 UN-CO	32.94	
5 Bossert, Jim A	20 UN-CO	33.83	
6 Herron, Luke N	16 SOPR-CO	34.13	
7 Tinucci, Nick C	16 CAC-CO	34.31	
8 Smith, Austin J	20 FFLN-CO	34.35	
9 Weiss, Andrew T	15 FFLN-CO	34.51	
10 Greenberg, Josh W	15 CMA-CO	35.44	
11 Ayotte, Carter J	15 RR-CO	35.53	
12 Bossert, Stephen J	16 UN-CO	36.13	
13 Watkins, Jake W	15 AQUA-CO	36.34	
14 Doehring, Andrew A	17 CSST-CO	38.91	
--- Topper, Ben J	15 CT-CO	NS	

#45 Boys 23&O 50 Meter Back

Name	Age	Team	Finals Time
1 Norton, Casey	31 UN-CO	37.44	
2 Huggins, David A	53 UN-CO	48.68	

#46 Boys 11-12 200 Meter Breast

3:04.83 11-12 ZONE
3:37.79 11-12 STAT

Name	Age	Team	Finals Time	
1 Eckerman, Brendan E	12 ACES-CO	2:59.55	ZONE	
--- Field, Hayden D	12 CSST-CO	NS		

#46 Boys 13-14 200 Meter Breast

2:45.49 13-14 ZONE
3:07.39 13-14 STAT

Name	Age	Team	Finals Time	
1 Lehman, Calum T	13 CMA-CO	3:01.45	STAT	
2 McFall, Nikolai J	14 FFLN-CO	3:08.51		
3 Panoncillo, Steven G	14 PEAK-CO	3:15.35		

2013 CO Rocky Mountain State Games - 7/5/2013 to 7/7/2013
2013 CO Rocky Mountain State Games, Sanction #: 2013-078A

OTC - Larry Greene

Results

(#46 Boys 13-14 200 Meter Breast)

4	Kaiser, Marley D	14 CT-CO	3:15.79
5	Birnbaum, Jerry W	14 CMA-CO	3:18.91
6	Knock, Tucker T	14 FLFN-CO	3:39.10
7	Carden, Mitch H	13 PEAK-CO	3:42.25
8	Fraser, Ben B	14 FLFN-CO	3:48.89
9	Ricker, Stewart L	14 CSST-CO	3:49.53
10	Dickerson, Brady D	13 PCST-CO	4:02.07
11	Mechelse, Isaiah M	13 CT-CO	4:35.58
---	Morris, Noah J	14 CT-CO	DQ

#46 Boys 15-22 200 Meter Breast

2:53.29 15-22 STAT

Name	Age	Team	Finals Time
1	Stutzriem, Tom L	18 RPDS-CO	2:35.40 STAT
2	Loyd, Michael T	16 CSST-CO	2:38.87 STAT
3	Shollenbarger, Carsoi	18 CSST-CO	2:46.28 STAT
4	Bisset, Iain A	15 RPDS-CO	2:50.48 STAT
5	Weiss, Andrew T	15 FLFN-CO	2:53.01 STAT
6	Dangremond, Tucker	18 CT-CO	2:57.97
7	DelMonico, Cameror	17 RPDS-CO	3:04.27
8	Black, Kevin K	15 CT-CO	3:10.48
9	Thorsen, Zeb A	15 SOPR-CO	3:11.95
10	Ayotte, Carter J	15 RR-CO	3:14.28
11	Lail, Evan T	15 CAC-CO	3:20.46
12	Jones, Patrick M	17 VALC-CO	3:20.50

#46 Boys 23&O 200 Meter Breast

Name	Age	Team	Finals Time
1	Anderson, Jared L	23 MA-MN	2:30.25
2	Bowsher, Dennis C	30 UN-CO	2:48.40
3	Louie, Jamie K	56 CSST-CO	3:04.43

#47 Boys 13-14 100 Meter Free

58.99 13-14 ZONE
1:05.69 13-14 STAT

Name	Age	Team	Finals Time
1	Leach, Kyle P	13 CSST-CO	58.99 ZONE
2	Stieglitz, Westin J	13 CSST-CO	59.79 STAT
3	Kessler, Hayden M	14 LDST-MV	1:01.72 STAT
4	Shollenbarger, Brend	14 CSST-CO	1:03.02 STAT
5	Orie, Nick B	13 FLFN-CO	1:05.61 STAT
6	Lehman, Calum T	13 CMA-CO	1:06.07
7	DePeppe, Matt R	14 CMA-CO	1:06.14
8	Hecksel, Phillip L	14 SOPR-CO	1:06.65
9	Sironen, Alexander J	14 AQUA-CO	1:06.72
10	Moden, Christian T	13 CSST-CO	1:07.33
11	Tinucci, Jeremy P	14 CAC-CO	1:08.24
12	Frisch, Gavin A	14 CSST-CO	1:09.55
13	Smith, Noah J	13 VALC-CO	1:09.57
14	Sturgeon, Charley P	14 CT-CO	1:10.23
15	Warmack, James Tho	14 CMA-CO	1:10.97
16	Hippe, Kyle P	14 PEAK-CO	1:11.75
17	Knock, Tucker T	14 FLFN-CO	1:12.29
18	Lynch, Kieran C	14 CT-CO	1:13.67

19	Panoncillo, Steven G	14 PEAK-CO	1:13.98
20	Wilmoth, Daniel R	13 CSA-CO	1:14.67
21	Erskine, Fletcher J	13 CMA-CO	1:15.45
22	Dickerson, Brady D	13 PCST-CO	1:25.10
23	Carden, Mitch H	13 PEAK-CO	1:27.29
24	Ricker, Stewart L	14 CSST-CO	1:27.68
25	Flowers, Samuel J	13 CSST-CO	1:29.19
26	Mechelse, Isaiah M	13 CT-CO	1:44.04
---	Nienaber, Luke E	14 CSST-CO	NS
---	Conway, Jon-Ryan W	14 CSST-CO	NS

#47 Boys 15-22 100 Meter Free

59.99 15-22 STAT

Name	Age	Team	Finals Time
1	Doerr, Hunter B	15 CSST-CO	56.29 STAT
2	Robert, Luke J	18 RPDS-CO	56.93 STAT
3	Dangremond, Jack E	16 CT-CO	57.02 STAT
4	Baker, Tommy W	15 CSST-CO	57.27 STAT
5	Tarasov, Alex	15 AQUA-CO	59.17 STAT
6	Kimball, Kaiden R	15 CT-CO	59.90 STAT
7	Chaney, Will R	15 CT-CO	1:00.04
8	Stutzriem, Tom L	18 RPDS-CO	1:00.29
9	Rossmann, Bryan J	18 CSST-CO	1:00.41
10	Allison, Kyle K	18 CSST-CO	1:00.74
11	Mays, Brennan L	17 CSST-CO	1:00.75
12	Kiermayr, Kristopher	17 CT-CO	1:01.07
13	Hills, Jerry J	18 RPDS-CO	1:01.13
14	Smith, Austin J	20 FLFN-CO	1:01.61
15	Trujillo, Devin L	17 SCA-CO	1:02.15
16	Bossert, David M	21 UN-CO	1:02.16
17	Johnson, Michael A	18 RPDS-CO	1:02.27
18	Tinucci, Nick C	16 CAC-CO	1:02.40
19	Weiss, Andrew T	15 FLFN-CO	1:02.46
20	Cassidy, Jack R	17 SOPR-CO	1:02.54
21	Cremer, John S	15 AQUA-CO	1:02.89
22	Bossert, Jim A	20 UN-CO	1:03.08
23	Topper, Ben J	15 CT-CO	1:03.21
24	Shollenbarger, Carsoi	18 CSST-CO	1:03.34
25	Lail, Evan T	15 CAC-CO	1:04.23
26	Bisset, Iain A	15 RPDS-CO	1:04.70
27	Vaughan, Connor D	18 CMA-CO	1:05.39
28	Pannell, Eric C	16 FLFN-CO	1:05.45
29	Meyer, Phillip G	18 CSST-CO	1:05.93
30	Izbiky, Alex J	15 AQUA-CO	1:06.65
31	Thorsen, Zeb A	15 SOPR-CO	1:08.42
32	Spiecker, Austin F	15 CT-CO	1:08.57
33	Yang, Kevin	15 RPDS-CO	1:08.66
34	Herron, Luke N	16 SOPR-CO	1:08.79
35	Kujalowicz, Nick W	15 PEAK-CO	1:08.82
36	Black, Kevin K	15 CT-CO	1:08.94
37	Greenberg, Josh W	15 CMA-CO	1:10.37
38	Augustino, James J	15 RPDS-CO	1:11.15
---	Doehring, Andrew A	17 CSST-CO	DQ
Delay of meet			
---	Reasoner, Zach S	18 CAC-CO	NS
---	Wells, Billy E	18 CSST-CO	NS

#48 Boys 13-14 50 Meter Breast

Name	Age	Team	Finals Time
1	Carr, Daniel C	14 CMA-CO	32.55
2	Wilmoth, Daniel R	13 CSA-CO	36.72
3	Kaiser, Marley D	14 CT-CO	40.16
4	Kessler, Hayden M	14 LDST-MV	40.76
5	Knock, Tucker T	14 FLFN-CO	45.32
6	Dickerson, Brady D	13 PCST-CO	49.71
7	Ricker, Stewart L	14 CSST-CO	51.72
8	Mechelse, Isaiah M	13 CT-CO	55.77

#48 Boys 15-22 50 Meter Breast

Name	Age	Team	Finals Time
1	Smith, Austin J	20 FLFN-CO	32.00
2	Loyd, Michael T	16 CSST-CO	32.63
3	Shollenbarger, Carsoi	18 CSST-CO	34.95
4	Watkins, Jake W	15 AQUA-CO	35.59
5	Weiss, Andrew T	15 FLFN-CO	35.74
6	Dangremond, Tucker	18 CT-CO	35.82
7	Ayotte, Carter J	15 RR-CO	39.21
8	Doehring, Andrew A	17 CSST-CO	39.26
9	Lail, Evan T	15 CAC-CO	40.61
10	Izbiky, Alex J	15 AQUA-CO	40.86
11	Raphael, Sam S	15 RPDS-CO	41.10
12	Bossert, David M	21 UN-CO	41.38
---	Doerr, Hunter B	15 CSST-CO	NS
---	Tinucci, Nick C	16 CAC-CO	NS

#48 Boys 23&O 50 Meter Breast

Name	Age	Team	Finals Time
1	Bowsher, Dennis C	30 UN-CO	35.24
2	Huggins, David A	53 UN-CO	39.62

#49 Boys 11-12 200 Meter Back

2:38.85 11-12 ZONE
3:07.49 11-12 STAT

Name	Age	Team	Finals Time
1	Rauchut, Tommy D	11 CSST-CO	3:08.16
2	Kennedy, Trey D	11 CSST-CO	3:24.87

#49 Boys 13-14 200 Meter Back

2:25.99 13-14 ZONE
2:41.79 13-14 STAT

Name	Age	Team	Finals Time
1	Moden, Christian T	13 CSST-CO	2:45.81
2	Frisch, Gavin A	14 CSST-CO	2:51.16
3	DePeppe, Matt R	14 CMA-CO	2:52.19
4	Hecksel, Phillip L	14 SOPR-CO	2:53.03
5	Clayton, Robert D	13 RPDS-CO	2:57.29
6	Lynch, Kieran C	14 CT-CO	3:02.43
7	Erskine, Fletcher J	13 CMA-CO	3:13.92
---	Morris, Noah J	14 CT-CO	DQ
Delay initiating turn after past vertical			
---	Panoncillo, Steven G	14 PEAK-CO	NS

2013 CO Rocky Mountain State Games - 7/5/2013 to 7/7/2013
2013 CO Rocky Mountain State Games, Sanction #: 2013-078A

OTC - Larry Greene

Results

#49 Boys 15-22 200 Meter Back

2:30.59 15-22 STAT

Name	Age	Team	Finals Time	
1 Hinton, Michael J	15	ACES-CO	2:21.97	STAT
2 Tarasov, Alex	15	AQUA-CO	2:30.23	STAT
3 Ward, Austin T	17	FLFN-CO	2:31.42	
4 Johnson, Michael A	18	RPDS-CO	2:33.45	
5 Cassidy, Jack R	17	SOPR-CO	2:33.47	
6 Topper, Ben J	15	CT-CO	2:35.31	
7 Pannell, Eric C	16	FLFN-CO	2:36.05	
8 Dangremond, Jack E	16	CT-CO	2:36.61	
9 Thorsen, Zeb A	15	SOPR-CO	2:37.57	
10 Watkins, Jake W	15	AQUA-CO	2:44.78	
11 Ayotte, Carter J	15	RR-CO	2:54.10	
12 Meyer, Philip G	18	CSST-CO	2:55.55	
13 Vaughan, Connor D	18	CMA-CO	2:58.54	
14 Spiecker, Austin F	15	CT-CO	2:58.66	
--- Bossert, Jim A	20	UN-CO		NS
--- Rossmannith, Bryan J	18	CSST-CO		NS
--- Wells, Billy E	18	CSST-CO		NS

#49 Boys 23&O 200 Meter Back

Name	Age	Team	Finals Time
1 Norton, Casey	31	UN-CO	2:58.98

#50 Boys 11-12 400 Meter IM

5:46.55 11-12 ZONE

6:31.49 11-12 STAT

Name	Age	Team	Finals Time
--- Eckerman, Brendan I	12	ACES-CO	NS

#50 Boys 13-14 400 Meter IM

5:09.49 13-14 ZONE

5:46.89 13-14 STAT

Name	Age	Team	Finals Time	
1 Shollenbarger, Brend	14	CSST-CO	5:46.40	STAT
2 Birnbaum, Jerry W	14	CMA-CO	5:49.90	
3 McFall, Nikolai J	14	FLFN-CO	6:04.24	
4 Warmack, James Tho	14	CMA-CO	6:06.68	
5 Clayton, Robert D	13	RPDS-CO	6:23.79	
--- Panoncillo, Steven G	14	PEAK-CO		DQ
Alternating Kick - fly				
--- Tinucci, Jeremy P	14	CAC-CO		NS

#50 Boys 15-22 400 Meter IM

5:24.49 15-22 STAT

Name	Age	Team	Finals Time	
1 Buckley, Harrison L	15	CT-CO	5:34.19	
2 Kujalowicz, Nick W	15	PEAK-CO	5:52.09	
--- Mays, Brennan L	17	CSST-CO		NS
--- Shollenbarger, Carsoi	18	CSST-CO		SCR
--- Tinucci, Nick C	16	CAC-CO		SCR

#50 Boys 23&O 400 Meter IM

Name	Age	Team	Finals Time
1 Bowsher, Dennis C	30	UN-CO	5:19.98

#51 Girls 11-12 200 Meter Fly

2:51.79 11-12 ZONE

3:15.19 11-12 STAT

Name	Age	Team	Finals Time	
1 Shaeffer, Mia R	12	CT-CO	3:06.75	STAT

#51 Girls 13-14 200 Meter Fly

2:35.29 13-14 ZONE

2:53.69 13-14 STAT

Name	Age	Team	Finals Time	
1 Lovaas, India G	14	CMA-CO	3:14.50	
2 Radtke, Alyssa S	14	CAC-CO	3:34.19	
3 Blackley, Erin L	14	CT-CO	3:34.46	
--- Means, Mary A	13	WOOD-CO		NS
--- Kramer, Kelsey J	13	CAC-CO		NS
--- Bye, Jessica I	13	CMA-CO		SCR

#51 Girls 15-22 200 Meter Fly

2:52.49 15-22 STAT

Name	Age	Team	Finals Time	
1 Turner, Andie E	15	CSST-CO	2:35.07	STAT
2 Roach, Katie E	18	CMA-CO	2:46.66	STAT
3 Tuttle, Jessica E	15	SOPR-CO	2:48.61	STAT
4 Smith, Hannah M	16	RPDS-CO	3:10.00	
5 Stieglitz, Caroline V	15	CSST-CO	3:11.66	
6 Boland, Elizabeth M	16	RPDS-CO	3:13.92	

#52 Girls 13-14 50 Meter Free

28.89 13-14 ZONE

31.19 13-14 STAT

Name	Age	Team	Finals Time	
1 York, Maggie E	14	CMA-CO	29.83	STAT
2 Atwell, Meghan A	13	AQUA-CO	30.14	STAT
3 Dolloff-Holt, Emily J	14	CT-CO	30.17	STAT
4 Buffa, Kethrys E	14	CT-CO	30.19	STAT
*5 Roehr, Gabi F	13	RPDS-CO	30.48	STAT
*5 Griffith, Kaitlyn R	14	PEAK-CO	30.48	STAT
*7 Fetzko, LJ J	14	SOPR-CO	30.67	STAT
*7 Dech, Cori M	14	UN-CO	30.67	STAT
9 Ramirez, Allison M	14	RPDS-CO	30.97	STAT
10 Field, Katie A	14	CSST-CO	31.03	STAT
11 McGill, Erin E	13	CSST-CO	31.16	STAT
12 Vanderhoof, Kendall	14	SOPR-CO	31.26	
13 Munn, Emily G	14	CSST-CO	31.57	
14 Brown, Yana S	14	PPA-CO	31.60	
15 Jones, Megan K	14	RPDS-CO	31.63	
16 Faddick, Isabella G	13	UN-CO	31.97	
17 Ramsey, Kyla A	13	LTC-CO	32.23	
18 Doerr, Madison C	13	CSST-CO	32.38	
19 Kramer, Kelsey J	13	CAC-CO	33.08	
20 Ebner, Katherine R	13	AQUA-CO	33.29	
21 Gilliam, Sequoia J	13	CSST-CO	33.30	
22 Miller, Becca J	13	RPDS-CO	33.44	
23 Lovaas, India G	14	CMA-CO	33.57	
24 Flatt, Ruby A	14	CAC-CO	33.68	
25 Wyman, Jessica R	13	WOOD-CO	34.52	

26 Bernard, Mathilde F	13	FLFN-CO	34.93	
27 Dangremond, Kayde	14	CT-CO	35.37	
28 Reynolds, Lauren M	13	CSST-CO	35.39	
29 Aleria, Loise M	13	CSST-CO	35.71	
30 Mongeau, Natalie D	14	RPDS-CO	35.95	
31 Touchard, Taylor L	14	VALC-CO	38.52	
32 Villarreal, Carina C	14	CT-CO	40.59	
33 Beitle, Nicole J	14	CMA-CO	43.12	
34 Tyler, Caroline J	13	CMA-CO	43.77	
35 Trapman, Paige E	13	CMA-CO	44.85	
--- Lewis, Alex E	14	FLFN-CO		DQ
False start				
--- Means, Mary A	13	WOOD-CO		NS
--- Pattillo, Meagan T	13	WOOD-CO		NS
--- Aire, Morgan E	14	CT-CO		NS
--- Ortonward, Danielle	14	CT-CO		NS

#52 Girls 15-22 50 Meter Free

30.59 15-22 STAT

Name	Age	Team	Finals Time	
1 Morin, Veronica J	15	CT-CO	28.10	STAT
2 Saiz, Mary A	18	SCA-CO	28.64	STAT
3 Roh, Karin M	18	CSST-CO	28.66	STAT
4 Allen, Annaliese C	18	RPDS-CO	28.69	STAT
5 Wice-Roslin, Morgan	17	CMA-CO	28.93	STAT
6 Norton, Jolene M	16	PCST-CO	29.07	STAT
7 Chen, Jessica J	15	FLFN-CO	29.27	STAT
8 Harder, Meghan E	18	CT-CO	29.49	STAT
9 Henninger, Julie R	15	FLFN-CO	29.85	STAT
10 Steigerwald, Sammy	15	CSST-CO	30.07	STAT
11 Jacobs, Allie T	17	CMA-CO	30.12	STAT
12 Roach, Katie E	18	CMA-CO	30.13	STAT
13 Liebscher, Katie E	15	CSST-CO	30.17	STAT
14 Walker, Kristin E	18	FLFN-CO	30.38	STAT
15 Crino, Rachel P	19	CAC-CO	30.43	STAT
*16 Flatt, Kaylyn J	16	CAC-CO	30.64	
*16 Mehlhop, Emily G	16	RPDS-CO	30.64	
18 Allen, Micaela K	15	RPDS-CO	30.72	
19 Collie, Sarah R	16	CSST-CO	30.78	
20 Johnson, Rachel V	16	RPDS-CO	30.81	
21 Trinidad, Katelynd E	16	PPA-CO	30.82	
*22 Koldenhoven, Riley J	16	FLFN-CO	30.93	
*22 Lovaas, Alden B	17	CMA-CO	30.93	
24 Dickerson, Ashley R	17	CSST-CO	30.94	
25 Horning, Lindsey E	16	FLFN-CO	31.07	
26 Black, Heather H	18	CT-CO	31.08	
27 Roh, Katie M	16	CSST-CO	31.22	
28 Hawley, Shea R	16	RPDS-CO	31.26	
29 Mena, Carmen L	16	PPA-CO	31.48	
30 Buckler, Chloe I	16	CT-CO	31.50	
31 Oliver, Mackenzie S	16	CT-CO	31.65	
32 Brookie, Hannah K	16	CSST-CO	31.69	
33 Thorsen, Lily S	17	SOPR-CO	32.08	
34 Stinson, Hannah M	15	SOPR-CO	32.11	
35 Riehl, Ashley T	15	CSST-CO	32.12	
36 Choi, Esther S	17	FLFN-CO	32.21	

2013 CO Rocky Mountain State Games - 7/5/2013 to 7/7/2013
2013 CO Rocky Mountain State Games, Sanction #: 2013-078A

OTC - Larry Greene

Results

#52 Girls 15-22 50 Meter Free

37	Smith, Hannah M	16 RPDS-CO	32.32
38	Benson, Kathryn A	16 CSST-CO	32.54
39	Hart, Kylee J	16 CSST-CO	32.80
40	Greenberg, Samantha	17 CMA-CO	32.86
41	Miller, Audrey J	15 PEAK-CO	32.98
42	Woodyard, Lauren J	17 AQUA-CO	33.04
43	Walker, Hannah C	15 RPDS-CO	33.26
44	Dikeman, Hailey N	16 CSST-CO	33.56
45	Kennedy, Hannah M	17 CSST-CO	33.68
46	Carden, Emily A	15 PEAK-CO	34.07
47	Crespo, Paisley A	16 AQUA-CO	34.83
48	Schene, Miranda E	17 PPA-CO	34.92
---	Barrett, Hailey M	17 CAC-CO	NS
---	Petrovska, Zoya N	15 SOPR-CO	NS
---	Blackley, Taylor B	15 CT-CO	NS
---	Laura, Haggerty M	19 UN-CO	NS
---	Welding, Elena M	16 CSST-CO	NS
---	Peterson, Han C	15 SOPR-CO	NS
---	Katz, Jessie S	15 AQUA-CO	NS
---	Stathakis, Christina N	16 CAC-CO	NS

#52 Girls 23&O 50 Meter Free

Name	Age	Team	Finals Time
1	Becker, Natalie A	43 UN-CO	33.98
---	Eldridge, Audrey L	50 CMS-CO	NS

#53 Girls 13-14 100 Meter Breast

1:21.19 13-14 ZONE
1:27.79 13-14 STAT

Name	Age	Team	Finals Time
1	McGill, Erin E	13 CSST-CO	1:27.31 STAT
2	Dolloff-Holt, Emily	14 CT-CO	1:28.52
3	Jones, Torre P	13 CSA-CO	1:28.82
4	Griffith, Kaitlyn R	14 PEAK-CO	1:29.83
5	Compoc, Theryn O	13 FFLN-CO	1:34.25
6	Lovaas, India G	14 CMA-CO	1:34.37
7	Bye, Jessica I	13 CMA-CO	1:35.33
8	Ebner, Katherine R	13 AQUA-CO	1:36.01
9	Gilliam, Sequoia J	13 CSST-CO	1:37.06
10	Blackley, Erin L	14 CT-CO	1:37.46
11	Field, Katie A	14 CSST-CO	1:38.07
12	Ramsey, Kyla A	13 LTC-CO	1:38.11
13	Mongeau, Natalie D	14 RPDS-CO	1:38.76
14	Kinder, Kirsten M	13 CSST-CO	1:40.18
15	Aleria, Loise M	13 CSST-CO	1:47.12
16	Reynolds, Lauren M	13 CSST-CO	1:49.91
17	Rodriguez, Ashley I	14 CT-CO	1:55.42
18	Tyler, Caroline J	13 CMA-CO	2:25.54
---	Ortonward, Danielle	14 CT-CO	NS
---	Atwell, Meghan A	13 AQUA-CO	SCR

#53 Girls 15-22 100 Meter Breast

1:25.39 15-22 STAT

Name	Age	Team	Finals Time
1	Walker, Kristin E	18 FFLN-CO	1:17.91 STAT
2	Norton, Jolene M	16 PCST-CO	1:19.39 STAT
3	Buckley, Sydney M	17 CT-CO	1:23.79 STAT
4	Laura, Haggerty M	19 UN-CO	1:25.93
5	Roh, Katie M	16 CSST-CO	1:25.94
6	Buckler, Chloe I	16 CT-CO	1:26.70
7	Chen, Jessica J	15 FFLN-CO	1:27.73
8	Wice-Roslin, Morgan	17 CMA-CO	1:28.92
9	Choi, Esther S	17 FFLN-CO	1:29.09
10	Jacobs, Allie T	17 CMA-CO	1:29.87
11	Kimball, Kristina J	17 CT-CO	1:30.37
12	Turner, Andie E	15 CSST-CO	1:31.43
13	Greenberg, Samantha	17 CMA-CO	1:34.91
14	Oliver, Mackenzie S	16 CT-CO	1:35.50
15	Stinson, Hannah M	15 SOPR-CO	1:36.28
16	Thorsen, Lily S	17 SOPR-CO	1:36.43
17	Schene, Miranda E	17 PPA-CO	1:42.86
18	Collie, Sarah R	16 CSST-CO	1:43.73
---	Blackley, Taylor B	15 CT-CO	NS
---	Katz, Jessie S	15 AQUA-CO	NS
---	Peterson, Han C	15 SOPR-CO	NS
---	Stathakis, Christina N	16 CAC-CO	NS

#54 Girls 13-14 200 Meter IM

2:33.89 13-14 ZONE
2:43.79 13-14 STAT

Name	Age	Team	Finals Time
1	Dech, Cori M	14 UN-CO	2:43.65 STAT
2	Fetzko, LJ J	14 SOPR-CO	2:45.10
3	McGill, Erin E	13 CSST-CO	2:46.06
4	Vanderhoof, Kendall	14 SOPR-CO	2:48.28
5	Atwell, Meghan A	13 AQUA-CO	2:48.45
6	Buffa, Kethrys E	14 CT-CO	2:48.87
7	Jones, Torre P	13 CSA-CO	2:49.92
8	Lewis, Alex E	14 FFLN-CO	2:50.16
9	York, Maggie E	14 CMA-CO	2:51.12
10	Faddick, Isabella G	13 UN-CO	2:55.09
11	Field, Katie A	14 CSST-CO	2:58.35
12	Compoc, Theryn O	13 FFLN-CO	2:58.44
13	Munn, Emily G	14 CSST-CO	2:59.07
14	Ramirez, Allison M	14 RPDS-CO	3:01.46
15	Bernard, Mathilde F	13 FFLN-CO	3:05.64
16	Dangremond, Kayden	14 CT-CO	3:06.94
17	Kramer, Kelsey J	13 CAC-CO	3:09.02
18	Miller, Becca J	13 RPDS-CO	3:09.65
19	Ebner, Katherine R	13 AQUA-CO	3:15.87
20	Mongeau, Natalie D	14 RPDS-CO	3:21.56
21	Radtke, Alyssa S	14 CAC-CO	3:22.69
22	Wyman, Jessica R	13 WOOD-CO	3:27.08
23	Aleria, Loise M	13 CSST-CO	3:39.55
---	Touchard, Taylor L	14 VALC-CO	DQ

Shoulders past vertical toward breast - back

---	Pattillo, Meagan T	13 WOOD-CO	NS
---	Baker, Cailey M	13 FFLN-CO	NS
---	Flatt, Ruby A	14 CAC-CO	SCR

#54 Girls 15-22 200 Meter IM

2:40.99 15-22 STAT

Name	Age	Team	Finals Time
1	Norton, Jolene M	16 PCST-CO	2:34.41 STAT
2	Dickerson, Ashley R	17 CSST-CO	2:41.69
3	Tuttle, Jessica E	15 SOPR-CO	2:42.08
4	Henninger, Julie R	15 FFLN-CO	2:42.53
5	Lowrey, Rhyann E	16 CSST-CO	2:43.86
6	Morin, Veronica J	15 CT-CO	2:44.57
7	Laura, Haggerty M	19 UN-CO	2:44.98
8	Koldenhoven, Riley J	16 FFLN-CO	2:45.74
9	Panonicillo, Stephanie	16 PEAK-CO	2:48.12
10	Dearden, Megan C	15 CSST-CO	2:49.83
11	Miller, Audrey J	15 PEAK-CO	2:50.20
12	Mena, Carmen L	16 PPA-CO	2:50.47
13	Allen, Micaela K	15 RPDS-CO	2:54.85
14	Greenberg, Samantha	17 CMA-CO	2:55.75
15	Buckler, Chloe I	16 CT-CO	2:55.82
16	Brockie, Hannah K	16 CSST-CO	2:56.75
17	Kimball, Kristina J	17 CT-CO	2:58.61
18	Carden, Emily A	15 PEAK-CO	3:00.28
19	Dikeman, Hailey N	16 CSST-CO	3:00.68
20	Harder, Meghan E	18 CT-CO	3:01.22
21	Walker, Hannah C	15 RPDS-CO	3:01.56
22	Stinson, Hannah M	15 SOPR-CO	3:05.67
23	Smith, Hannah M	16 RPDS-CO	3:05.85
24	Boland, Elizabeth M	16 RPDS-CO	3:17.95
25	Schene, Miranda E	17 PPA-CO	3:19.60
---	Blackley, Taylor B	15 CT-CO	NS
---	Barrett, Hailey M	17 CAC-CO	NS
---	Katz, Jessie S	15 AQUA-CO	NS
---	Peterson, Han C	15 SOPR-CO	NS
---	Petrovska, Zoya N	15 SOPR-CO	NS

#54 Girls 23&O 200 Meter IM

Name	Age	Team	Finals Time
---	Eldridge, Audrey L	50 CMS-CO	NS

#55 Girls 13-14 50 Meter Fly

Name	Age	Team	Finals Time
1	Fetzko, LJ J	14 SOPR-CO	32.88
2	Vanderhoof, Kendall	14 SOPR-CO	34.77
3	Brown, Yana S	14 PPA-CO	34.93
4	Roehr, Gabi F	13 RPDS-CO	35.23
5	Field, Katie A	14 CSST-CO	36.06
6	Ebner, Katherine R	13 AQUA-CO	37.84
7	Gilliam, Sequoia J	13 CSST-CO	38.18
8	Lovaas, India G	14 CMA-CO	38.23
9	Wyman, Jessica R	13 WOOD-CO	39.41
10	Kinder, Kirsten M	13 CSST-CO	41.28
11	Reynolds, Lauren M	13 CSST-CO	46.46
12	Touchard, Taylor L	14 VALC-CO	53.03

2013 CO Rocky Mountain State Games - 7/5/2013 to 7/7/2013**2013 CO Rocky Mountain State Games, Sanction #: 2013-078A****OTC - Larry Greene****Results****#55 Girls 13-14 50 Meter Fly**

Name	Age	Team	Finals Time
13 Villarreal, Carina C	14	CT-CO	53.75
14 Tyler, Caroline J	13	CMA-CO	57.85
--- Ortonward, Danielle	14	CT-CO	NS
--- Means, Mary A	13	WOOD-CO	NS
--- Trapman, Paige E	13	CMA-CO	NS
--- Pattillo, Meagan T	13	WOOD-CO	NS

#55 Girls 15-22 50 Meter Fly

Name	Age	Team	Finals Time
1 Norton, Jolene M	16	PCST-CO	31.29
2 Turner, Andie E	15	CSST-CO	31.47
3 Crino, Rachel P	19	CAC-CO	31.81
4 Steigerwald, Sammy	15	CSST-CO	32.06
5 Jacobs, Allie T	17	CMA-CO	32.07
6 Wice-Roslin, Morgar	17	CMA-CO	32.54
7 Trinidad, Katelynd E	16	PPA-CO	32.68
8 Lovaas, Alden B	17	CMA-CO	32.77
9 Liebscher, Katie E	15	CSST-CO	33.20
10 Flatt, Kaylyn J	16	CAC-CO	33.56
11 Dickerson, Ashley R	17	CSST-CO	34.06
12 Walker, Kristin E	18	FLFN-CO	34.64
13 Black, Heather H	18	CT-CO	34.97
14 Riehl, Ashley T	15	CSST-CO	35.95
15 Horning, Lindsey E	16	FLFN-CO	37.28
16 Thorsen, Lily S	17	SOPR-CO	38.71
17 Vann, Emily G	15	VALC-CO	58.83
--- Welding, Elena M	16	CSST-CO	NS
--- Petrovska, Zoya N	15	SOPR-CO	NS
--- Katz, Jessie S	15	AQUA-CO	NS

#55 Girls 23&O 50 Meter Fly

Name	Age	Team	Finals Time
1 Becker, Natalie A	43	UN-CO	41.63
--- Eldridge, Audrey L	50	CMS-CO	NS

#56 Girls 13-14 100 Meter Back**1:11.49 13-14 ZONE****1:16.29 13-14 STAT**

Name	Age	Team	Finals Time
1 Griffith, Kaitlyn R	14	PEAK-CO	1:15.78 STAT
2 York, Maggie E	14	CMA-CO	1:16.61
3 Buffa, Kethrys E	14	CT-CO	1:17.03
4 Jones, Torre P	13	CSA-CO	1:17.24
5 Dech, Cori M	14	UN-CO	1:18.59
6 Dolloff-Holt, Emily A	14	CT-CO	1:19.41
7 Faddick, Isabella G	13	UN-CO	1:20.79
8 Roehr, Gabi F	13	RPDS-CO	1:21.15
9 Atwell, Meghan A	13	AQUA-CO	1:21.42
10 Ramirez, Allison M	14	RPDS-CO	1:21.54
11 Baker, Cailey M	13	FLFN-CO	1:21.87
12 Jones, Megan K	14	RPDS-CO	1:23.37
13 Flatt, Ruby A	14	CAC-CO	1:26.45
14 Kramer, Kelsey J	13	CAC-CO	1:26.75
15 Bye, Jessica I	13	CMA-CO	1:26.88

16 Miller, Becca J	13	RPDS-CO	1:27.53
17 Munn, Emily G	14	CSST-CO	1:27.86
18 Ramsey, Kyla A	13	LTC-CO	1:29.39
19 Bernard, Mathilde F	13	FLFN-CO	1:30.01
20 Aleria, Loise M	13	CSST-CO	1:33.67
21 Wyman, Jessica R	13	WOOD-CO	1:35.32
22 Radtke, Alyssa S	14	CAC-CO	1:35.35
23 Touchard, Taylor L	14	VALC-CO	1:44.89
24 Trapman, Paige E	13	CMA-CO	1:51.91
--- Reynolds, Lauren M	13	CSST-CO	DQ
Delay initiating arm pull at turn			
--- Tyler, Caroline J	13	CMA-CO	DQ
Not on back off wall			
--- Pattillo, Meagan T	13	WOOD-CO	NS
--- Aire, Morgan E	14	CT-CO	NS
--- Means, Mary A	13	WOOD-CO	NS

#56 Girls 15-22 100 Meter Back**1:14.59 15-22 STAT**

Name	Age	Team	Finals Time
1 Norton, Jolene M	16	PCST-CO	1:08.93 STAT
2 Saiz, Mary A	18	SCA-CO	1:09.00 STAT
3 Allen, Annaliese C	18	RPDS-CO	1:12.66 STAT
4 Mehlhop, Emily G	16	RPDS-CO	1:13.14 STAT
5 Crino, Rachel P	19	CAC-CO	1:14.87
6 Trinidad, Katelynd E	16	PPA-CO	1:16.35
7 Flatt, Kaylyn J	16	CAC-CO	1:16.52
8 Lovaas, Alden B	17	CMA-CO	1:16.55
9 Miller, Audrey J	15	PEAK-CO	1:16.59
10 Roach, Katie E	18	CMA-CO	1:16.60
11 Johnson, Rachel V	16	RPDS-CO	1:16.63
12 Kennedy, Hannah M	17	CSST-CO	1:17.42
13 Leach, Rachel H	16	CSST-CO	1:17.66
14 Hart, Kylee J	16	CSST-CO	1:17.69
15 Tuttle, Jessica E	15	SOPR-CO	1:18.11
16 Stieglitz, Caroline V	15	CSST-CO	1:18.57
17 Chen, Jessica J	15	FLFN-CO	1:18.75
18 Panoncillo, Stephanie	16	PEAK-CO	1:18.79
19 Horning, Lindsey E	16	FLFN-CO	1:18.91
20 Allen, Micaela K	15	RPDS-CO	1:19.39
21 Dearden, Megan C	15	CSST-CO	1:19.76
22 Brockie, Hannah K	16	CSST-CO	1:22.79
23 Lowrey, Rhyann E	16	CSST-CO	1:23.49
24 Smith, Hannah M	16	RPDS-CO	1:25.01
25 Roh, Katie M	16	CSST-CO	1:25.74
26 Stinson, Hannah M	15	SOPR-CO	1:26.67
27 Carden, Emily A	15	PEAK-CO	1:26.83
28 Harder, Meghan E	18	CT-CO	1:27.78
29 Greenberg, Samantha	17	CMA-CO	1:28.89
30 Buckler, Chloe I	16	CT-CO	1:28.95
--- Morin, Veronica J	15	CT-CO	DQ
Delay initiating turn after past vertical			
--- Gutierrez, Stephanie	18	RPDS-CO	NS
--- Peterson, Han C	15	SOPR-CO	NS
--- Barrett, Hailey M	17	CAC-CO	NS
--- Welding, Elena M	16	CSST-CO	NS

--- Petrovska, Zoya N 15 SOPR-CO NS

#56 Girls 23&O 100 Meter Back

Name	Age	Team	Finals Time
1 Gardiner, Denise	51	WOOD-CO	1:30.29

#57 Girls 11-12 400 Meter Free**4:56.79 11-12 ZONE****5:26.59 11-12 STAT**

Name	Age	Team	Finals Time
1 Fraser, Carrie R	12	FLFN-CO	5:41.81
2 Donahue, Lauren T	11	WOOD-CO	5:50.37
3 Fisher, Claire S	12	CMA-CO	6:08.38
4 Smith, Molly E	12	RPDS-CO	6:26.57
5 Chen, Claudia	11	RPDS-CO	6:35.24

#57 Girls 13-14 400 Meter Free**4:44.89 13-14 ZONE****4:59.79 13-14 STAT**

Name	Age	Team	Finals Time
1 Fetzko, LJ J	14	SOPR-CO	4:54.42 STAT
2 Lewis, Alex E	14	FLFN-CO	5:09.20
3 Doerr, Madison C	13	CSST-CO	5:10.65
4 Faddick, Isabella G	13	UN-CO	5:11.12
5 Kinder, Kirsten M	13	CSST-CO	5:13.84
6 Vanderhoof, Kendall	14	SOPR-CO	5:13.85
7 Griffith, Kaitlyn R	14	PEAK-CO	5:15.97
8 York, Maggie E	14	CMA-CO	5:22.26
9 Field, Katie A	14	CSST-CO	5:24.97
10 Compoc, Theryn O	13	FLFN-CO	5:33.16
11 Bye, Jessica I	13	CMA-CO	5:34.43
12 Blackley, Erin L	14	CT-CO	5:42.57
13 Bernard, Mathilde F	13	FLFN-CO	5:43.49
14 Flatt, Ruby A	14	CAC-CO	6:02.19
15 Beitle, Nicole J	14	CMA-CO	8:24.00
--- Baker, Cailey M	13	FLFN-CO	SCR

#57 Girls 15-22 400 Meter Free**4:58.59 15-22 STAT**

Name	Age	Team	Finals Time
1 Tuttle, Jessica E	15	SOPR-CO	4:54.06 STAT
2 Collie, Sarah R	16	CSST-CO	4:55.61 STAT
3 Roh, Karin M	18	CSST-CO	5:00.84
4 Mena, Carmen L	16	PPA-CO	5:08.04
5 Dearden, Megan C	15	CSST-CO	5:08.84
6 Morin, Veronica J	15	CT-CO	5:09.24
7 Leach, Rachel H	16	CSST-CO	5:13.37
8 Thorsen, Lily S	17	SOPR-CO	5:14.05
9 Kennedy, Hannah M	17	CSST-CO	5:17.02
10 Black, Heather H	18	CT-CO	5:22.38
11 Miller, Audrey J	15	PEAK-CO	5:31.28
12 Benson, Kathryn A	16	CSST-CO	5:36.31
13 Hart, Kylee J	16	CSST-CO	5:39.48
14 Hawley, Shea R	16	RPDS-CO	5:43.17
15 Boland, Elizabeth M	16	RPDS-CO	5:52.71
16 Crespo, Paisley A	16	AQUA-CO	6:15.37

2013 CO Rocky Mountain State Games - 7/5/2013 to 7/7/2013
2013 CO Rocky Mountain State Games, Sanction #: 2013-078A

OTC - Larry Greene

Results

(#57 Girls 15-22 400 Meter Free)

--- Panoncillo, Stephanie 16 PEAK-CO DNF
 Did not finish

#58 Girls 11-12 200 Meter Medley Relay

Team	Relay	Finals Time
1 CMA-CO	A	2:31.92
	Lehman, Harper E 11	Bricker, Sophia B 12
	Cairns, Caitlin A 11	Warmack, Anna Grace G 12
2 CAC-CO	A	2:32.97
	Beckwith, Jessie L 12	Orgill, Maddie 12
	Roney, Danielle M 12	Wagner, Sophia K 11
3 CMA-CO	B	2:46.34
	Bellingham, Nicole E 12	Fisher, Claire S 12
	Benson, Brigitte Q 12	Chavez, Alexis B 12
4 PCST-CO	A	2:55.95
	Gallegos, Lauren M 11	Musso, Alexa N 12
	Krinsky, Julianna C 12	Bream, Mandy A 12

#59 Boys 11-12 200 Meter Medley Relay

Team	Relay	Finals Time
1 CSST-CO	A	2:29.51
	Rauchut, Tommy D 11	Ayotte, Griffin J 12
	Stieglitz, Max L 12	Kennedy, Trey D 11

#60 Girls 11-12 50 Meter Free

29.39 ZONE

33.79 STAT

Name	Age	Team	Finals Time
1 Beckwith, Jessie L	12	CAC-CO	30.81 STAT
2 Kujalowicz, Kylee C	12	PEAK-CO	30.90 STAT
3 Saiz, Chloe A	12	SCA-CO	31.49 STAT
4 Warmack, Anna Grac	12	CMA-CO	32.22 STAT
5 Bricker, Sophia B	12	CMA-CO	32.50 STAT
6 Orgill, Maddie	12	CAC-CO	32.52 STAT
7 Ferrante, Daniella J	12	FLFN-CO	32.59 STAT
8 Musso, Alexa N	12	PCST-CO	32.72 STAT
9 Roney, Danielle M	12	CAC-CO	32.89 STAT
10 Smith, Molly E	12	RPDS-CO	33.00 STAT
11 Dolloff-Holt, Sydney	12	CT-CO	33.24 STAT
12 Mishmash, Elise C	11	SALC-CO	33.43 STAT
13 Lehman, Harper E	11	CMA-CO	33.48 STAT
14 Shaeffer, Mia R	12	CT-CO	33.64 STAT
15 Relich, Paetyn D	12	RPDS-CO	33.82
16 Vanderhoof, Kaitlyn	12	SOPR-CO	33.92
17 Lazzelle, McKeely A	12	CSST-CO	34.36
18 Cairns, Caitlin A	11	CMA-CO	34.45
19 Bane, Madeline T	12	WOOD-CO	34.64
20 Benson, Brigitte Q	12	CMA-CO	34.74
21 Fraser, Carrie R	12	FLFN-CO	35.01
22 Chen, Edenna H	11	FLFN-CO	35.02
23 Krinsky, Julianna C	12	PCST-CO	35.17
24 Fisher, Claire S	12	CMA-CO	35.38
25 Stinson, Macy L	12	SOPR-CO	35.68
26 Chen, Claudia	11	RPDS-CO	35.69
27 Pribila, Clare E	11	VALC-CO	36.00

28 Bellingham, Nicole E	12	CMA-CO	36.30
29 Morland, Madeline A	12	VALC-CO	36.44
30 Donahue, Lauren T	11	WOOD-CO	36.91
31 De Araujo, Maria de	11	PPA-CO	37.11
32 Gonzales, Cheyenne	12	FLFN-CO	37.16
33 Nuhn, Vanessa J	12	CSST-CO	37.72
34 Cashdollar, Kaitlyn M	12	CT-CO	37.98
35 Mcdonnell, Sally C	11	SOPR-CO	38.02
36 Chavez, Alexis B	12	CMA-CO	38.15
37 Brovold, Laelle L	11	PEAK-CO	39.74
38 Bream, Mandy A	12	PCST-CO	39.77
39 Wagner, Sophia K	11	CAC-CO	39.80
40 Rychter, Jai C	12	CT-CO	40.84
41 Merriam, Marissa R	11	PPA-CO	41.06
42 Parham, Kayla L	12	WOOD-CO	41.11
43 Schmitt, Celeste A	11	CMA-CO	42.80
44 Motta, Sarah E	11	WOOD-CO	44.23
45 Seabury, Sharon A	11	SOPR-CO	46.25
46 Smith, Jessalyn E	12	CMA-CO	46.41
47 Gallegos, Lauren M	11	PCST-CO	47.10
48 Touchard, Alexa D	11	VALC-CO	47.41
49 Johnson, Emma I	12	VALC-CO	52.26
--- Garbett, VyAnne L	11	LTC-CO	NS
--- Olczak, Lauren G	12	CAC-CO	NS
--- Urbach, Kelsey C	12	FHAC-CO	NS
--- Urbach, Kallie S	11	FHAC-CO	NS

#61 Boys 11-12 50 Meter Free

29.59 ZONE

34.29 STAT

Name	Age	Team	Finals Time
1 Ayotte, Griffin J	12	CSST-CO	30.20 STAT
2 Eckerman, Brendan F	12	ACES-CO	30.69 STAT
3 Jones, Maxwell D	12	UN-CO	31.48 STAT
4 Rauchut, Tommy D	11	CSST-CO	31.61 STAT
5 Selle, Brayden D	12	CAC-CO	32.27 STAT
6 Whitmarsh, Braden C	12	PEAK-CO	33.20 STAT
7 Sistare, Nathaniel J	11	PPA-CO	33.53 STAT
8 Griffith, Jakob A	12	PEAK-CO	34.88
9 Dietz, Noe R	11	LTC-CO	35.42
10 Aire, Andrew J	12	CT-CO	35.57
11 Ward, Carver A	11	CMA-CO	36.21
12 Gerhardt, Zac A	12	VALC-CO	37.36
13 Highberger, Jagger S	11	PCST-CO	37.50
14 Graves, Conner R	11	WOOD-CO	37.67
15 Burroughs, Charles S	12	CAC-CO	37.72
16 Kennedy, Trey D	11	CSST-CO	38.11
17 Roberts, Mac M	12	VALC-CO	39.04
18 Brown, Nikolas E	12	PPA-CO	43.51
19 Stark, Jake A	11	CMA-CO	49.41

#62 Girls 11-12 100 Meter Breast

1:24.19 ZONE

1:35.49 STAT

Name	Age	Team	Finals Time
1 Chen, Edenna H	11	FLFN-CO	1:29.19 STAT

2 Dolloff-Holt, Sydney	12	CT-CO	1:31.52 STAT
3 Mishmash, Elise C	11	SALC-CO	1:33.30 STAT
4 Lazzelle, McKeely A	12	CSST-CO	1:36.20
5 Bricker, Sophia B	12	CMA-CO	1:36.29
6 Kujalowicz, Kylee C	12	PEAK-CO	1:36.90
7 Beckwith, Jessie L	12	CAC-CO	1:37.09
8 Orgill, Maddie	12	CAC-CO	1:38.25
9 Musso, Alexa N	12	PCST-CO	1:39.19
10 Nuhn, Vanessa J	12	CSST-CO	1:39.70
11 Bane, Madeline T	12	WOOD-CO	1:40.84
12 Donahue, Lauren T	11	WOOD-CO	1:41.10
13 Kominos, Alexis L	11	FLFN-CO	1:41.17
14 Roney, Danielle M	12	CAC-CO	1:41.77
15 Vanderhoof, Kaitlyn	12	SOPR-CO	1:42.04
16 Stinson, Macy L	12	SOPR-CO	1:43.73
17 Pribila, Clare E	11	VALC-CO	1:43.85
18 Fisher, Claire S	12	CMA-CO	1:43.96
19 Lehman, Harper E	11	CMA-CO	1:44.43
20 Parham, Kayla L	12	WOOD-CO	1:47.02
21 Mohler, Taylor A	12	PEAK-CO	1:47.47
22 Bellingham, Nicole E	12	CMA-CO	1:48.85
23 Krinsky, Julianna C	12	PCST-CO	1:49.09
24 Warmack, Anna Grac	12	CMA-CO	1:49.60
25 Benson, Brigitte Q	12	CMA-CO	1:50.48
26 Cairns, Caitlin A	11	CMA-CO	1:51.88
27 Medonnell, Sally C	11	SOPR-CO	1:51.94
28 Wagner, Sophia K	11	CAC-CO	1:51.95
29 Chavez, Alexis B	12	CMA-CO	1:53.19
30 Gonzales, Cheyenne	12	FLFN-CO	1:55.78
31 Bream, Mandy A	12	PCST-CO	2:00.86
32 Ford, Sarah L	11	VALC-CO	2:06.70
33 Merriam, Marissa R	11	PPA-CO	2:07.54
34 Cashdollar, Kaitlyn M	12	CT-CO	2:07.69
35 Gallegos, Lauren M	11	PCST-CO	2:08.26
36 Touchard, Alexa D	11	VALC-CO	2:08.76
37 Kohlhepp, Maya X	11	CMA-CO	2:11.11
38 Seabury, Sharon A	11	SOPR-CO	2:11.35
39 Motta, Sarah E	11	WOOD-CO	2:11.99

#63 Boys 11-12 100 Meter Breast

1:24.29 ZONE

1:39.39 STAT

Name	Age	Team	Finals Time
1 Jones, Maxwell D	12	UN-CO	1:30.61 STAT
2 Ayotte, Griffin J	12	CSST-CO	1:35.97 STAT
3 Highberger, Jagger S	11	PCST-CO	1:49.54
4 Ward, Carver A	11	CMA-CO	1:51.56
5 Graves, Conner R	11	WOOD-CO	1:54.43
6 Burroughs, Charles S	12	CAC-CO	1:55.45
7 Gerhardt, Zac A	12	VALC-CO	1:56.07
8 Stark, Jake A	11	CMA-CO	1:56.68
9 Zook, Leo K	11	VALC-CO	2:00.88

2013 CO Rocky Mountain State Games - 7/5/2013 to 7/7/2013
2013 CO Rocky Mountain State Games, Sanction #: 2013-078A

OTC - Larry Greene

Results

#64 Girls 11-12 200 Meter IM
2:38.79 ZONE
2:56.89 STAT

Name	Age	Team	Finals Time	
1 Kujalowicz, Kylee C	12	PEAK-CO	2:49.14	STAT
2 Orgill, Maddie	12	CAC-CO	2:59.48	
3 Roney, Danielle M	12	CAC-CO	3:01.07	
4 Kominos, Alexis L	11	FLFN-CO	3:01.89	
5 Chen, Edenna H	11	FLFN-CO	3:02.30	
6 Ridings, Brianna E	12	FLFN-CO	3:03.85	
7 Fraser, Carrie R	12	FLFN-CO	3:05.77	
8 Musso, Alexa N	12	PCST-CO	3:09.00	
9 Lehman, Harper E	11	CMA-CO	3:10.79	
10 Mishmash, Elise C	11	SALC-CO	3:10.91	
11 Smith, Molly E	12	RPDS-CO	3:13.98	
12 Relich, Paetyn D	12	RPDS-CO	3:17.64	
13 Krinsky, Julianna C	12	PCST-CO	3:18.08	
14 Bane, Madeline T	12	WOOD-CO	3:19.04	
15 Cairns, Caitlin A	11	CMA-CO	3:20.62	
16 De Araujo, Maria de	11	PPA-CO	3:30.73	
17 Brovold, Laelle L	11	PEAK-CO	3:31.18	
18 Chavez, Alexis B	12	CMA-CO	3:32.97	
19 Nuhn, Vanessa J	12	CSST-CO	3:34.37	
20 Bream, Mandy A	12	PCST-CO	3:36.55	
21 Mohler, Taylor A	12	PEAK-CO	3:48.72	
22 Touchard, Alexa D	11	VALC-CO	4:05.62	
23 Gallegos, Lauren M	11	PCST-CO	4:08.68	
--- Ford, Sarah L	11	VALC-CO	DQ	
Arms underwater recovery - fly				
--- McDonnell, Sally C	11	SOPR-CO	DQ	
Alternating Kick - fly				
--- Olczak, Lauren G	12	CAC-CO	NS	

#65 Boys 11-12 200 Meter IM
2:38.89 ZONE
3:02.59 STAT

Name	Age	Team	Finals Time	
1 Eckerman, Brendan I	12	ACES-CO	2:40.80	STAT
2 Stieglitz, Max L	12	CSST-CO	2:52.10	STAT
3 Whitmarsh, Braden C	12	PEAK-CO	2:57.04	STAT
4 Jones, Maxwell D	12	UN-CO	3:02.25	STAT
5 Griffith, Jakob A	12	PEAK-CO	3:10.52	
6 Mena, Miles T	12	PPA-CO	3:11.40	
7 Selle, Brayden D	12	CAC-CO	3:12.53	
8 Highberger, Jagger S	11	PCST-CO	3:25.42	
9 Ward, Carver A	11	CMA-CO	3:34.02	
10 Graves, Conner R	11	WOOD-CO	3:37.58	
11 Zook, Leo K	11	VALC-CO	3:42.40	
--- Roberts, Mac M	12	VALC-CO	X3:51.36	
--- Gerhardt, Zac A	12	VALC-CO	NS	

#66 Girls 11-12 50 Meter Fly
32.39 ZONE
37.19 STAT

Name	Age	Team	Finals Time	
1 Beckwith, Jessie L	12	CAC-CO	32.99	STAT
2 Saiz, Chloe A	12	SCA-CO	33.99	STAT
3 Shaeffler, Mia R	12	CT-CO	34.36	STAT
4 Cairns, Caitlin A	11	CMA-CO	34.59	STAT
5 Bricker, Sophia B	12	CMA-CO	37.25	
6 Musso, Alexa N	12	PCST-CO	38.51	
7 Benson, Brigitte Q	12	CMA-CO	38.60	
8 Krinsky, Julianna C	12	PCST-CO	38.74	
9 Ferrante, Daniella J	12	FLFN-CO	38.85	
10 Dolloff-Holt, Sydney	12	CT-CO	39.21	
11 Orgill, Maddie	12	CAC-CO	39.57	
12 Warmack, Anna Grac	12	CMA-CO	39.76	
13 Bellingham, Nicole E	12	CMA-CO	39.93	
14 Chen, Edenna H	11	FLFN-CO	39.97	
15 Smith, Molly E	12	RPDS-CO	40.28	
16 Morland, Madeline A	12	VALC-CO	41.69	
17 Stinson, Macy L	12	SOPR-CO	41.83	
18 Gonzales, Cheyenne	12	FLFN-CO	42.41	
19 Vanderhoof, Kaitlyn	12	SOPR-CO	42.51	
20 Mishmash, Elise C	11	SALC-CO	42.60	
21 De Araujo, Maria de	11	PPA-CO	42.88	
22 Wagner, Sophia K	11	CAC-CO	43.22	
23 Relich, Paetyn D	12	RPDS-CO	43.39	
24 Pribila, Clare E	11	VALC-CO	43.48	
25 Cashdollar, Kaitlyn M	12	CT-CO	44.51	
26 Brovold, Laelle L	11	PEAK-CO	44.80	
27 Bream, Mandy A	12	PCST-CO	44.99	
28 Chavez, Alexis B	12	CMA-CO	48.98	
29 Motta, Sarah E	11	WOOD-CO	49.02	
30 Nuhn, Vanessa J	12	CSST-CO	49.38	
*31 Lazzelle, McKeely A	12	CSST-CO	50.34	
*31 Mohler, Taylor A	12	PEAK-CO	50.34	
33 Chen, Claudia	11	RPDS-CO	50.46	
34 Touchard, Alexa D	11	VALC-CO	52.98	
35 Kohlhepp, Maya X	11	CMA-CO	55.06	
36 Gallegos, Lauren M	11	PCST-CO	55.98	
37 Parham, Kayla L	12	WOOD-CO	58.84	
38 Rychter, Jai C	12	CT-CO	59.99	
39 Seabury, Sharon A	11	SOPR-CO	1:00.16	
--- Olczak, Lauren G	12	CAC-CO	NS	
--- Urbach, Kallie S	11	FHAC-CO	NS	
--- Garbett, VyAnne L	11	LTC-CO	NS	
--- Urbach, Kelsey C	12	FHAC-CO	NS	

#67 Boys 11-12 50 Meter Fly
32.39 ZONE
37.99 STAT

Name	Age	Team	Finals Time	
1 Rauchut, Tommy D	11	CSST-CO	33.40	STAT
2 Whitmarsh, Braden C	12	PEAK-CO	39.86	
3 Highberger, Jagger S	11	PCST-CO	40.70	

4 Selle, Brayden D	12	CAC-CO	41.76	
5 Mena, Miles T	12	PPA-CO	41.77	
6 Sistare, Nathaniel J	11	PPA-CO	42.37	
7 Griffith, Jakob A	12	PEAK-CO	42.49	
8 Aire, Andrew J	12	CT-CO	48.36	
9 Kennedy, Trey D	11	CSST-CO	48.64	
10 Stark, Jake A	11	CMA-CO	59.17	
--- Zook, Leo K	11	VALC-CO	NS	

#68 Girls 11-12 100 Meter Back
1:14.29 ZONE
1:23.09 STAT

Name	Age	Team	Finals Time	
1 Saiz, Chloe A	12	SCA-CO	1:17.90	STAT
2 Kujalowicz, Kylee C	12	PEAK-CO	1:20.07	STAT
3 Lehman, Harper E	11	CMA-CO	1:22.04	STAT
4 Beckwith, Jessie L	12	CAC-CO	1:24.72	
5 Dolloff-Holt, Sydney	12	CT-CO	1:25.08	
6 Chen, Edenna H	11	FLFN-CO	1:25.60	
7 Roney, Danielle M	12	CAC-CO	1:25.97	
8 Bricker, Sophia B	12	CMA-CO	1:26.43	
9 Orgill, Maddie	12	CAC-CO	1:26.49	
10 Warmack, Anna Grac	12	CMA-CO	1:26.66	
11 Stinson, Macy L	12	SOPR-CO	1:26.83	
12 Bane, Madeline T	12	WOOD-CO	1:28.70	
13 Mishmash, Elise C	11	SALC-CO	1:30.58	
14 Fisher, Claire S	12	CMA-CO	1:31.43	
15 Vanderhoof, Kaitlyn	12	SOPR-CO	1:31.84	
16 Cairns, Caitlin A	11	CMA-CO	1:32.07	
17 Krinsky, Julianna C	12	PCST-CO	1:32.81	
18 Chavez, Alexis B	12	CMA-CO	1:34.13	
19 Benson, Brigitte Q	12	CMA-CO	1:34.76	
20 Bream, Mandy A	12	PCST-CO	1:35.33	
21 Lazzelle, McKeely A	12	CSST-CO	1:36.39	
22 Wagner, Sophia K	11	CAC-CO	1:38.77	
23 Gonzales, Cheyenne	12	FLFN-CO	1:40.86	
24 Mohler, Taylor A	12	PEAK-CO	1:42.83	
25 Brovold, Laelle L	11	PEAK-CO	1:43.13	
26 Smith, Jessalyn E	12	CMA-CO	1:45.49	
27 McDonnell, Sally C	11	SOPR-CO	1:47.96	
28 Parham, Kayla L	12	WOOD-CO	1:48.30	
29 Gallegos, Lauren M	11	PCST-CO	1:50.38	
30 Kohlhepp, Maya X	11	CMA-CO	1:50.93	
31 Schmitt, Celeste A	11	CMA-CO	1:52.42	
32 Motta, Sarah E	11	WOOD-CO	1:54.66	
33 Seabury, Sharon A	11	SOPR-CO	2:01.04	
34 Johnson, Emma I	12	VALC-CO	2:03.21	
--- Bellingham, Nicole E	12	CMA-CO	NS	
--- Olczak, Lauren G	12	CAC-CO	NS	

#69 Boys 11-12 100 Meter Back
1:15.09 ZONE
1:25.89 STAT

Name	Age	Team	Finals Time	
1 Ayotte, Griffin J	12	CSST-CO	1:16.57	STAT
2 Stieglitz, Max L	12	CSST-CO	1:19.99	STAT

2013 CO Rocky Mountain State Games - 7/5/2013 to 7/7/2013
2013 CO Rocky Mountain State Games, Sanction #: 2013-078A

OTC - Larry Greene

Results

#69 Boys 11-12 100 Meter Back

Name	Age	Team	Time	Stat
3 Jones, Maxwell D	12	UN-CO	1:22.07	STAT
4 Rauchut, Tommy D	11	CSST-CO	1:23.51	STAT
5 Whitmarsh, Braden C	12	PEAK-CO	1:24.20	STAT
6 Griffith, Jakob A	12	PEAK-CO	1:25.00	STAT
7 Selle, Brayden D	12	CAC-CO	1:29.78	
8 Mena, Miles T	12	PPA-CO	1:30.09	
9 Sistare, Nathaniel J	11	PPA-CO	1:34.30	
10 Aire, Andrew J	12	CT-CO	1:34.76	
11 Burroughs, Charles S	12	CAC-CO	1:36.38	
12 Kennedy, Trey D	11	CSST-CO	1:38.49	
13 Gerhardt, Zac A	12	VALC-CO	1:39.04	
14 Graves, Conner R	11	WOOD-CO	1:39.13	
15 Highberger, Jagger S	11	PCST-CO	1:40.21	
16 Zook, Leo K	11	VALC-CO	1:46.49	
17 Stark, Jake A	11	CMA-CO	1:56.79	

#70 Boys 13-14 200 Meter Fly

2:26.89 13-14 ZONE

3:01.19 13-14 STAT

Name	Age	Team	Time	Stat
1 Carr, Daniel C	14	CMA-CO	2:29.57	STAT
2 Stieglitz, Westin J	13	CSST-CO	2:33.08	STAT
3 Lehman, Calum T	13	CMA-CO	2:48.50	STAT
4 Clayton, Robert D	13	RPDS-CO	2:59.09	STAT

#70 Boys 15-22 200 Meter Fly

2:44.09 15-22 STAT

Name	Age	Team	Time	Stat
1 Trujillo, Devin L	17	SCA-CO	2:21.23	STAT
2 Hicks, Caleb M	15	FLFN-CO	2:29.78	STAT
3 Cassidy, Jack R	17	SOPR-CO	2:33.83	STAT
4 Buckley, Harrison L	15	CT-CO	2:43.02	STAT
5 Kujalowicz, Nick W	15	PEAK-CO	2:43.12	STAT

#71 Boys 13-14 50 Meter Free

27.29 13-14 ZONE

30.29 13-14 STAT

Name	Age	Team	Time	Stat
1 Carr, Daniel C	14	CMA-CO	25.84	ZONE
2 Kessler, Hayden M	14	LDST-MV	27.17	ZONE
3 Leach, Kyle P	13	CSST-CO	27.58	STAT
4 Stieglitz, Westin J	13	CSST-CO	27.65	STAT
5 McFall, Nikolai J	14	FLFN-CO	28.15	STAT
6 Sironen, Alexander J	14	AQUA-CO	29.04	STAT
7 Shollenbarger, Brend	14	CSST-CO	29.32	STAT
8 Moden, Christian T	13	CSST-CO	29.96	STAT
9 Sturgeon, Charley P	14	CT-CO	30.48	
10 Kaiser, Marley D	14	CT-CO	30.74	
11 Donahue, Breck R	13	WOOD-CO	30.86	
12 Panoncillo, Steven G	14	PEAK-CO	31.05	
13 Lehman, Calum T	13	CMA-CO	31.22	
14 Frisch, Gavin A	14	CSST-CO	31.35	
15 Warmack, James Tho	14	CMA-CO	31.44	
16 Lynch, Kieran C	14	CT-CO	31.46	

17 DePeppe, Matt R	14	CMA-CO	31.52	
18 Hippe, Kyle P	14	PEAK-CO	31.61	
19 Morris, Noah J	14	CT-CO	31.82	
20 Pribyl, Samuel K	14	WOOD-CO	32.19	
21 Knock, Tucker T	14	FLFN-CO	32.36	
22 Erskine, Fletcher J	13	CMA-CO	33.03	
23 Ricker, Stewart L	14	CSST-CO	36.98	
24 Carden, Mitch H	13	PEAK-CO	39.35	
--- Nienaber, Luke E	14	CSST-CO	NS	
--- Conway, Jon-Ryan W	14	CSST-CO	NS	

#71 Boys 15-22 50 Meter Free

27.99 15-22 STAT

Name	Age	Team	Time	Stat
1 Doerr, Hunter B	15	CSST-CO	25.31	STAT
2 Robert, Luke J	18	RPDS-CO	25.55	STAT
3 Dangremond, Jack E	16	CT-CO	25.74	STAT
4 Baker, Tommy W	15	CSST-CO	26.08	STAT
5 Smith, Austin J	20	FLFN-CO	26.47	STAT
*6 Kimball, Kaiden R	15	CT-CO	26.73	STAT
*6 Johnson, Michael A	18	RPDS-CO	26.73	STAT
8 Kiermayr, Kristopher	17	CT-CO	26.85	STAT
9 Loyd, Michael T	16	CSST-CO	26.98	STAT
10 Tarasov, Alex	15	AQUA-CO	27.03	STAT
11 Stutzriem, Tom L	18	RPDS-CO	27.26	STAT
12 Shollenbarger, Carsor	18	CSST-CO	27.33	STAT
13 Chaney, Will R	15	CT-CO	27.49	STAT
14 Allison, Kyle K	18	CSST-CO	27.53	STAT
*15 Bossert, David M	21	UN-CO	27.76	STAT
*15 Rossmanith, Bryan J	18	CSST-CO	27.76	STAT
17 Bossert, Jim A	20	UN-CO	27.82	STAT
18 Doehring, Andrew A	17	CSST-CO	27.93	STAT
19 Tinucci, Nick C	16	CAC-CO	28.05	
20 Herron, Luke N	16	SOPR-CO	28.17	
21 Hills, Jerry J	18	RPDS-CO	28.19	
*22 Bisset, Iain A	15	RPDS-CO	28.60	
*22 Cremer, John S	15	AQUA-CO	28.60	
24 Weiss, Andrew T	15	FLFN-CO	28.62	
25 Dangremond, Tucker	18	CT-CO	28.63	
26 Topper, Ben J	15	CT-CO	28.97	
27 Vaughan, Connor D	18	CMA-CO	28.98	
28 Spiecker, Austin F	15	CT-CO	29.54	
29 Raphael, Sam S	15	RPDS-CO	29.79	
30 Greenberg, Josh W	15	CMA-CO	30.43	
31 Ayotte, Carter J	15	RR-CO	30.62	
32 Bossert, Stephen J	16	UN-CO	30.68	
33 Kujalowicz, Nick W	15	PEAK-CO	30.69	
34 Augustino, James J	15	RPDS-CO	31.55	
35 Jones, Patrick M	17	VALC-CO	32.05	
36 Campbell, Michael J	15	CSST-CO	33.07	
37 Haden, Kyle T	17	PPA-CO	35.16	
38 Ryan, William M	16	WOOD-CO	35.59	
--- Wells, Billy E	18	CSST-CO	NS	
--- Reasoner, Zach S	18	CAC-CO	NS	
--- Bochner, Ben A	18	CAC-CO	NS	

#71 Boys 23&O 50 Meter Free

Name	Age	Team	Time
1 Bowsher, Dennis C	30	UN-CO	27.66
2 Norton, Casey	31	UN-CO	31.42
3 Huggins, David A	53	UN-CO	33.06

#72 Boys 13-14 100 Meter Breast

1:16.09 13-14 ZONE

1:26.39 13-14 STAT

Name	Age	Team	Time	Stat
1 Kessler, Hayden M	14	LDST-MV	1:24.40	STAT
2 Shollenbarger, Brend	14	CSST-CO	1:27.09	
3 Kaiser, Marley D	14	CT-CO	1:28.47	
4 Warmack, James Tho	14	CMA-CO	1:30.85	
5 Hecksel, Phillip L	14	SOPR-CO	1:30.97	
6 Birnbaum, Jerry W	14	CMA-CO	1:31.26	
7 Morris, Noah J	14	CT-CO	1:33.19	
8 Panoncillo, Steven G	14	PEAK-CO	1:33.72	
9 Knock, Tucker T	14	FLFN-CO	1:42.98	
10 Pribyl, Samuel K	14	WOOD-CO	1:43.47	
11 Carden, Mitch H	13	PEAK-CO	1:44.61	
12 Ricker, Stewart L	14	CSST-CO	1:48.43	

#72 Boys 15-22 100 Meter Breast

1:17.89 15-22 STAT

Name	Age	Team	Time	Stat
1 Loyd, Michael T	16	CSST-CO	1:11.58	STAT
2 Tarasov, Alex	15	AQUA-CO	1:15.94	STAT
3 Chaney, Will R	15	CT-CO	1:15.98	STAT
4 Shollenbarger, Carsor	18	CSST-CO	1:17.64	STAT
5 Dangremond, Tucker	18	CT-CO	1:18.17	
6 Bisset, Iain A	15	RPDS-CO	1:18.50	
7 Weiss, Andrew T	15	FLFN-CO	1:19.95	
8 Allison, Kyle K	18	CSST-CO	1:22.15	
9 Hills, Jerry J	18	RPDS-CO	1:24.58	
10 DelMonico, Cameror	17	RPDS-CO	1:24.86	
11 Thorsen, Zeb A	15	SOPR-CO	1:27.33	
12 Black, Kevin K	15	CT-CO	1:27.44	
13 Ayotte, Carter J	15	RR-CO	1:28.35	
14 Jones, Patrick M	17	VALC-CO	1:30.48	
15 Herron, Luke N	16	SOPR-CO	1:37.26	
16 Campbell, Michael J	15	CSST-CO	1:37.46	
17 Haden, Kyle T	17	PPA-CO	1:37.47	
18 Ryan, William M	16	WOOD-CO	1:41.33	
19 Yang, Kevin	15	RPDS-CO	1:41.66	
--- Trujillo, Devin L	17	SCA-CO	DQ	
False start				
--- Stutzriem, Tom L	18	RPDS-CO	SCR	

#72 Boys 23&O 100 Meter Breast

Name	Age	Team	Time
1 Anderson, Jared L	23	MA-MN	1:08.77
2 Bowsher, Dennis C	30	UN-CO	1:17.72
3 Louie, Jamie K	56	CSST-CO	1:24.05
4 Huggins, David A	53	UN-CO	1:38.74

2013 CO Rocky Mountain State Games - 7/5/2013 to 7/7/2013**2013 CO Rocky Mountain State Games, Sanction #: 2013-078A****OTC - Larry Greene****Results****#73 Boys 13-14 200 Meter IM****2:25.39 13-14 ZONE****2:40.39 13-14 STAT**

Name	Age	Team	Finals Time	
1 Stieglitz, Westin J	13	CSST-CO	2:33.89	STAT
2 Leach, Kyle P	13	CSST-CO	2:36.31	STAT
3 Lehman, Calum T	13	CMA-CO	2:39.82	STAT
4 Shollenbarger, Brend	14	CSST-CO	2:40.86	
5 Birnbaum, Jerry W	14	CMA-CO	2:42.11	
6 Hippe, Kyle P	14	PEAK-CO	2:42.15	
7 Sironen, Alexander J	14	AQUA-CO	2:42.56	
8 Tinucci, Jeremy P	14	CAC-CO	2:45.92	
9 Hecksel, Phillip L	14	SOPR-CO	2:50.41	
10 Panoncillo, Steven G	14	PEAK-CO	2:50.89	
11 Sturgeon, Charley P	14	CT-CO	2:55.00	
12 Lynch, Kieran C	14	CT-CO	2:59.88	
13 Knock, Tucker T	14	FLFN-CO	3:09.99	
14 Smith, Noah J	13	VALC-CO	3:10.09	
15 Erskine, Fletcher J	13	CMA-CO	3:13.87	
16 Carden, Mitch H	13	PEAK-CO	3:21.68	
--- Conway, Jon-Ryan W	14	CSST-CO		NS
--- Clayton, Robert D	13	RPDS-CO		NS

#73 Boys 15-22 200 Meter IM**2:29.29 15-22 STAT**

Name	Age	Team	Finals Time	
1 Dangremond, Jack E	16	CT-CO	2:24.86	STAT
2 Cassidy, Jack R	17	SOPR-CO	2:30.17	
3 Ward, Austin T	17	FLFN-CO	2:30.25	
4 Kimball, Kaiden R	15	CT-CO	2:30.81	
5 Tinucci, Nick C	16	CAC-CO	2:32.24	
6 Shollenbarger, Carsoi	18	CSST-CO	2:33.02	
7 Hills, Jerry J	18	RPDS-CO	2:33.42	
8 Chaney, Will R	15	CT-CO	2:35.23	
9 Bossert, David M	21	UN-CO	2:36.42	
10 Cremer, John S	15	AQUA-CO	2:38.40	
11 DelMonico, Cameror	17	RPDS-CO	2:39.33	
12 Weiss, Andrew T	15	FLFN-CO	2:39.54	
13 Bossert, Jim A	20	UN-CO	2:39.60	
14 Bisset, Iain A	15	RPDS-CO	2:39.72	
15 Topper, Ben J	15	CT-CO	2:41.76	
16 Thorsen, Zeb A	15	SOPR-CO	2:44.85	
17 Kujalowicz, Nick W	15	PEAK-CO	2:45.60	
18 Kiermayr, Kristopher	17	CT-CO	2:45.79	
19 Lail, Evan T	15	CAC-CO	2:46.93	
20 Raphael, Sam S	15	RPDS-CO	2:53.46	
21 Black, Kevin K	15	CT-CO	2:54.61	
22 Greenberg, Josh W	15	CMA-CO	2:55.81	
23 Doehring, Andrew A	17	CSST-CO	3:03.48	
--- Johnson, Michael A	18	RPDS-CO		NS
--- Stutzriem, Tom L	18	RPDS-CO		SCR

#73 Boys 23&O 200 Meter IM

Name	Age	Team	Finals Time
1 Bowsher, Dennis C	30	UN-CO	2:29.18

#74 Boys 13-14 50 Meter Fly**Name Age Team Finals Time**

1 Carr, Daniel C	14	CMA-CO	28.39
2 Leach, Kyle P	13	CSST-CO	30.38
3 Sironen, Alexander J	14	AQUA-CO	32.10
4 Tinucci, Jeremy P	14	CAC-CO	33.52
5 Sturgeon, Charley P	14	CT-CO	35.54
6 Kaiser, Marley D	14	CT-CO	38.46
7 Ricker, Stewart L	14	CSST-CO	50.32
--- Conway, Jon-Ryan W	14	CSST-CO	NS

#74 Boys 15-22 50 Meter Fly**Name Age Team Finals Time**

1 Smith, Austin J	20	FLFN-CO	27.52
2 Doerr, Hunter B	15	CSST-CO	27.92
3 Hicks, Caleb M	15	FLFN-CO	28.78
4 Loyd, Michael T	16	CSST-CO	29.09
5 Baker, Tommy W	15	CSST-CO	29.54
6 Kiermayr, Kristopher	17	CT-CO	29.81
7 Bossert, David M	21	UN-CO	30.04
8 Bossert, Jim A	20	UN-CO	30.07
9 Tinucci, Nick C	16	CAC-CO	31.27
10 Bossert, Stephen J	16	UN-CO	31.72
11 Lail, Evan T	15	CAC-CO	32.08
12 Weiss, Andrew T	15	FLFN-CO	32.26
13 Doehring, Andrew A	17	CSST-CO	32.74
14 Herron, Luke N	16	SOPR-CO	33.54
15 Spiecker, Austin F	15	CT-CO	34.01
--- Reasoner, Zach S	18	CAC-CO	NS
--- Bochner, Ben A	18	CAC-CO	NS

#74 Boys 23&O 50 Meter Fly**Name Age Team Finals Time**

1 Norton, Casey	31	UN-CO	31.42
2 Huggins, David A	53	UN-CO	39.37

#75 Boys 13-14 100 Meter Back**1:07.99 13-14 ZONE****1:15.39 13-14 STAT****Name Age Team Finals Time**

1 Stieglitz, Westin J	13	CSST-CO	1:12.28	STAT
2 Sironen, Alexander J	14	AQUA-CO	1:14.19	STAT
3 Tinucci, Jeremy P	14	CAC-CO	1:14.96	STAT
4 Lehman, Calum T	13	CMA-CO	1:15.36	STAT
5 Hippe, Kyle P	14	PEAK-CO	1:16.07	
6 McFall, Nikolai J	14	FLFN-CO	1:16.35	
7 Moden, Christian T	13	CSST-CO	1:16.37	
8 Donahue, Breck R	13	WOOD-CO	1:16.41	
9 Leach, Kyle P	13	CSST-CO	1:17.37	
10 Frisch, Gavin A	14	CSST-CO	1:18.91	
11 Panoncillo, Steven G	14	PEAK-CO	1:19.93	
12 DePeppe, Matt R	14	CMA-CO	1:20.30	
13 Hecksel, Phillip L	14	SOPR-CO	1:21.25	
14 Sturgeon, Charley P	14	CT-CO	1:21.40	
15 Warmack, James Tho	14	CMA-CO	1:21.64	
16 Erskine, Fletcher J	13	CMA-CO	1:28.24	

17 Smith, Noah J	13	VALC-CO	1:28.78	
18 Pribyl, Samuel K	14	WOOD-CO	1:30.16	
19 Knock, Tucker T	14	FLFN-CO	1:35.62	
20 Carden, Mitch H	13	PEAK-CO	1:38.38	
21 Ricker, Stewart L	14	CSST-CO	1:38.78	
--- Conway, Jon-Ryan W	14	CSST-CO		NS

#75 Boys 15-22 100 Meter Back**1:08.19 15-22 STAT****Name Age Team Finals Time**

1 Shrader, Ethan	21	FLFN-CO	1:04.37	STAT
2 Robert, Luke J	18	RPDS-CO	1:05.71	STAT
3 Tarasov, Alex	15	AQUA-CO	1:07.00	STAT
4 Johnson, Michael A	18	RPDS-CO	1:07.57	STAT
5 Ward, Austin T	17	FLFN-CO	1:08.36	
6 Pannell, Eric C	16	FLFN-CO	1:10.32	
7 Dangremond, Jack E	16	CT-CO	1:11.04	
8 Topper, Ben J	15	CT-CO	1:11.20	
9 Yang, Kevin	15	RPDS-CO	1:11.76	
10 Cassidy, Jack R	17	SOPR-CO	1:12.13	
11 Kimball, Kaiden R	15	CT-CO	1:12.15	
12 Hills, Jerry J	18	RPDS-CO	1:12.27	
13 Tinucci, Nick C	16	CAC-CO	1:13.64	
14 Kiermayr, Kristopher	17	CT-CO	1:13.65	
15 Thorsen, Zeb A	15	SOPR-CO	1:13.89	
16 Weiss, Andrew T	15	FLFN-CO	1:15.13	
17 Chaney, Will R	15	CT-CO	1:15.35	
18 Cremer, John S	15	AQUA-CO	1:16.00	
19 Herron, Luke N	16	SOPR-CO	1:17.01	
20 Greenberg, Josh W	15	CMA-CO	1:17.22	
21 Ayotte, Carter J	15	RR-CO	1:18.10	
22 Vaughan, Connor D	18	CMA-CO	1:19.16	
23 Dangremond, Tucker	18	CT-CO	1:19.32	
24 Campbell, Michael J	15	CSST-CO	1:20.92	
25 Spiecker, Austin F	15	CT-CO	1:21.14	
26 Raphael, Sam S	15	RPDS-CO	1:21.71	
27 Augustino, James J	15	RPDS-CO	1:21.99	
28 Doehring, Andrew A	17	CSST-CO	1:32.06	
29 Ryan, William M	16	WOOD-CO	1:42.92	
--- Meyer, Philip G	18	CSST-CO		NS
--- Stutzriem, Tom L	18	RPDS-CO		NS
--- Wells, Billy E	18	CSST-CO		NS

#75 Boys 23&O 100 Meter Back**Name Age Team Finals Time**

1 Norton, Casey	31	UN-CO	1:23.42
-----------------	----	-------	---------

#76 Boys 11-12 400 Meter Free**4:55.69 11-12 ZONE****5:39.09 11-12 STAT****Name Age Team Finals Time**

1 Stieglitz, Max L	12	CSST-CO	5:02.91	STAT
2 Eckerman, Brendan F	12	ACES-CO	5:04.40	STAT
3 Ayotte, Griffin J	12	CSST-CO	5:06.74	STAT
4 Rauchut, Tommy D	11	CSST-CO	5:36.68	STAT
5 Gerhardt, Zac A	12	VALC-CO	6:11.05	

2013 CO Rocky Mountain State Games - 7/5/2013 to 7/7/2013
2013 CO Rocky Mountain State Games, Sanction #: 2013-078A
OTC - Larry Greene
Results

(#76 Boys 11-12 400 Meter Free)

6	Dietz, Noe R	11 LTC-CO	6:32.82
7	Kennedy, Trey D	11 CSST-CO	6:40.23

#76 Boys 13-14 400 Meter Free

4:32.89 13-14 ZONE

4:59.39 13-14 STAT

Name	Age	Team	Finals Time	
1 Stieglitz, Westin J	13	CSST-CO	4:43.83	STAT
2 DePeppe, Matt R	14	CMA-CO	4:53.44	STAT
3 Birnbaum, Jerry W	14	CMA-CO	4:58.27	STAT
4 Tinucci, Jeremy P	14	CAC-CO	5:04.46	
5 Lehman, Calum T	13	CMA-CO	5:12.18	
6 McFall, Nikolai J	14	FLFN-CO	5:12.65	
7 Hecksel, Phillip L	14	SOPR-CO	5:21.94	
8 Hippe, Kyle P	14	PEAK-CO	5:24.26	
9 Warmack, James Tho	14	CMA-CO	5:34.20	
10 Lynch, Kieran C	14	CT-CO	5:34.71	
11 Donahue, Breck R	13	WOOD-CO	5:42.22	
12 Erskine, Fletcher J	13	CMA-CO	6:08.36	
--- Clayton, Robert D	13	RPDS-CO		NS

#76 Boys 15-22 400 Meter Free

4:38.19 15-22 STAT

Name	Age	Team	Finals Time	
1 Baker, Tommy W	15	CSST-CO	4:35.86	STAT
2 Cassidy, Jack R	17	SOPR-CO	4:36.80	STAT
3 Rossmanith, Bryan J	18	CSST-CO	4:41.87	
4 Dangremond, Jack E	16	CT-CO	4:44.10	
5 Buckley, Harrison L	15	CT-CO	4:50.87	
6 Hicks, Caleb M	15	FLFN-CO	4:52.59	
7 Bossert, David M	21	UN-CO	4:53.89	
8 DelMonico, Cameror	17	RPDS-CO	4:57.09	
9 Topper, Ben J	15	CT-CO	4:57.10	
10 Kujalowicz, Nick W	15	PEAK-CO	5:05.62	
11 Thorsen, Zeb A	15	SOPR-CO	5:10.08	
12 Black, Kevin K	15	CT-CO	5:21.56	
13 Vaughan, Connor D	18	CMA-CO	5:29.89	
14 Lail, Evan T	15	CAC-CO	5:35.36	
15 Augustino, James J	15	RPDS-CO	5:39.35	
--- Bochner, Ben A	18	CAC-CO		SCR
--- Reasoner, Zach S	18	CAC-CO		SCR
--- Meyer, Philip G	18	CSST-CO		SCR

#76 Boys 23&O 400 Meter Free

Name	Age	Team	Finals Time
1 Bowsher, Dennis C	30	UN-CO	4:41.08



2013 Results

Table Tennis

Elite Singles - 50+ years

7/20/2013

1. KEVIN YOUNG (COLORADO SPRINGS, CO)
2. RICHARD HOWELL (COLORADO SPRINGS, CO)
3. DAVID HUGGINS (COLORADO SPRINGS, CO)
4. TAN LOI (THORNTON, CO)

Elite Singles - Under 1100 Rating

7/20/2013

1. CLINTON TAMADA (PUEBLO WEST, CO)
2. ANDREW PARKER (COLORADO SPRING, CO)
3. (,)

Elite Singles - Under 1400 Rating

7/20/2013

1. (,)
2. (,)
3. TAN LOI (THORNTON, CO)
4. LEE RODRIGUEZ (COLORADO SPRINGS, CO)

Recreational Doubles - Open

7/20/2013

1. TONY BRANGOCCIO (DENVER, CO)
1. KAI RACKLEY (CHERRY HILLS VILLAGE, CO)
2. LISA BREASHEARS (DENVER, CO)
2. (,)
3. ANIL JHAWAR (HIGHLANDS RANCH, CO)
3. AMISH SHAH (CASTLE PINES NR, CO)

Recreational Singles - Open

7/20/2013

1. MICHAEL SCHULTZ (BOULDER, CO)
2. DANIEL PIA (AURORA, CO)
3. ANIL JHAWAR (HIGHLANDS RANCH, CO)
4. HORST ARMBRUST (PUEBLO, CO)

Recreational Singles - Senior 40+ years

7/20/2013

1. (,)
2. TOMLATKA (PUEBLO, CO)
3. CLINTON TAMADA (PUEBLO WEST, CO)
4. TONYBRANGOCCIO (DENVER, CO)

Recreational Singles - Youth (Under 18)

7/20/2013

1. KAIRACKLEY ([CHERRY HILLS](#) VILLAGE, CO)
2. DEVYN TAJERON (COLORADO SPRINGS , CO)
3. (,)

Male Elite Doubles - Open

7/21/2013

1. (,)
2. PHONG PHAM(,)
3. JIMMY CHEN (HIGHLANDS RANCH, CO)
4. MICHAEL JAYNES (ELIZABETH, CO)

Male Elite Singles - 40+ years

7/21/2013

1. EDWARD YUE (DENVER, CO)
2. JIMMY CHEN (HIGHLANDS RANCH, CO)
3. DEAN CHEN (GREENWOOD VILLAGE, CO)
4. JAN NOWAKOWSKI (COLORADO SPRINGS, CO)

Male Elite Singles - Open

7/21/2013

1. (,)
2. ANGELO GANDULLIA (DENVER, CO)
3. (,)
4. JIMMY CHEN (HIGHLANDS RANCH, CO)

Male Elite Singles - Under 1700 Rating

7/21/2013

1. (,)
2. TRENT CASI (DENVER, CO)
3. DAVID HUGGINS (COLORADO SPRINGS, CO)
4. MIKE MUI (GOLDEN, CO)

Male Elite Singles - Under 2000 Rating

7/21/2013

1. EDWARD YUE (DENVER, CO)
2. (,)

3. **KEVIN YOUNG (COLORADO SPRINGS, CO)**

4. **ANIL SINGH (BROWNSVILLE, TX)**

| [All Sports](#) |

City	FirstName	LastName	Gender	Age	Height	Weight	BeltRank	DivisionNumber	GenderDivisi	AgeDivision	BeltDivision	Place	TotalScore
Colorado Springs	Connor	Kovaleski	Male	7	49	52	10th Geup	107	Male	7 and under (Pee Wee)	10th-9th Geup	1	83.4
Monument	Ayden	Quattlebaum	Male	5	41	37	9th Geup	107	Male	7 and under (Pee Wee)	10th-9th Geup	2	82.8
	Peyton	Wyatt	Male	8	46	50	3rd Geup	108	Male	8-9 (Children)	4th-1st Geup	1	85.1
Colorado Springs	Connor	Dias	Male	8	55	65	3rd Geup	108	Male	8-9 (Children)	4th-1st Geup	2	83.7
Colorado Springs	Drake	Dempsey	Male	7	51	53	6th Geup	108	Male	8-9 (Children)	4th-1st Geup	3	82.9
Colorado Springs	Thor	Tollefson	Male	12	56	75	6th Geup	109	Male	10-12 (Pre Teen)	8th-5th Geup	1	84.4
Colorado Springs	Coby	Welty	Male	11	57	78	6th Geup	109	Male	10-12 (Pre Teen)	8th-5th Geup	2	83.8
Colorado Springs	Axel	Amador	Male	11	60	90	5th Geup	109	Male	10-12 (Pre Teen)	8th-5th Geup	3	83.2
Colorado Springs	Inika	Brass	Female	11	49	95	2nd Geup	110	Female	10-12 (Pre Teen)	4th-1st Geup	1	85.6
Colorado Springs	Emily	Chang	Female	11	59	100	4th Geup	110	Female	10-12 (Pre Teen)	4th-1st Geup	2	84.6
Colorado Springs	Kelly	Dias	Female	36	68	280	3rd Geup	111	Female	13-17 (Teen)	4th-1st Geup	1	85.3
Colorado Springs	Taryn	Lomenick	Female	16	64	125	5th Geup	111	Female	13-17 (Teen)	4th-1st Geup	2	84.6
Monument	Katie	Baron	Female	14	60	89	1st Geup	111	Female	13-17 (Teen)	4th-1st Geup	2	84.6
Colorado Springs	Jackson	Dempsey	Male	6	45	45	6th Geup	206	Male	7 and under (Pee Wee)	8th-5th Geup	1	85.7
Colorado Springs	Adrian	Duran	Male	7	48	48	5th Geup	206	Male	7 and under (Pee Wee)	8th-5th Geup	2	83.7
Colorado Springs	Jeffrey	Kolm	Male	8	46	46	1st Poom	207	Male	8-9 (Children)	1st Poom/Dan	1	86.1
Colorado Springs	Carlos	Garcia-Devora	Male	9	56	58	1st Geup	207	Male	8-9 (Children)	1st Poom/Dan	2	85.7
Colorado Springs	Max	McKenzie	Male	11	58	105	1st Geup	208	Male	10-12 (Pre Teen)	4th-1st Geup	1	85.1
Colorado Springs	Christopher	Colyer	Male	13	67	106	6th Geup	208	Male	10-12 (Pre Teen)	4th-1st Geup	2	84.7
Colorado Springs	Cameron	Prince	Male	10	57	63	3rd Geup	208	Male	10-12 (Pre Teen)	4th-1st Geup	3	84.3
Colorado Springs	Laura	Backus	Female	12	66	136	10th Geup	209	Female	10-12 (Pre Teen)	10th-9th Geup	1	86.2
Colorado Springs	Topanga	Tollefson	Female	10	56	71	9th Geup	209	Female	10-12 (Pre Teen)	10th-9th Geup	2	86.1
Colorado Springs	Vanessa	Bednar	Female	30	67	140	8th Geup	210	Female	18-30 (Adult)	8th-5th Geup	1	85.8
Colorado Springs	Kayla	Kersh	Female	30	61	220	10th Geup	210	Female	18-30 (Adult)	8th-5th Geup	2	84.6
Colorado Springs	Vanessa	Krause	Female	7	53	45	7th Geup	305	Female	7 and under (Pee Wee)	10th-9th Geup	1	85.2
Colorado Springs	Sydney	Toney	Female	7	52	63	10th Geup	305	Female	7 and under (Pee Wee)	10th-9th Geup	2	83.1
Colorado Springs	Izabella	Pavasars	Female	6	46	50	4th Geup	306	Female	7 and under (Pee Wee)	4th-1st Geup	1	85.4
Colorado Springs	Anna	Kolm	Female	6	44	44	3rd Geup	306	Female	7 and under (Pee Wee)	4th-1st Geup	2	85.1
Monument	Elle	Hoffman	Female	6	45	45	5th Geup	306	Female	7 and under (Pee Wee)	4th-1st Geup	3	84.8
Colorado Springs	Mikayla	Toney	Female	9	50	67	6th Geup	307	Female	8-9 (Children)	8th-5th Geup	1	85.6
Colorado Springs	Lucilia	Soto	Female	9	49	60	8th Geup	307	Female	8-9 (Children)	8th-5th Geup	2	85.4
Monument	Kurt	Baron	Male	18	69	150	1st Geup	309	Male	18-30 (Adult)	4th-1st Geup	1	87.2
Colorado Springs	Derek	So	Male	16	67	135	3rd Geup	309	Male	18-30 (Adult)	4th-1st Geup	2	86.8
Monument	Eric	Hoffman	Male	41	66	165	6th Geup	310	Male	31-45 (Senior)	4th-1st Geup	1	86.9
Colorado Springs	William	Kersh	Male	34	69	200	1st Geup	310	Male	31-45 (Senior)	4th-1st Geup	2	86.5

EventDate	City	FirstName	LastName	Gender	Age	Height	Weight	BeltRank	visionNum	GenderDivision	AgeDivision	BeltDivision	Place	Height (Inches)	
7/26/2013	Colorado Springs	Connor	Dias	Male	8	55	65	3rd Geup	112	Male	8-9 (Children)	4th-1st Geup	1	58	
7/27/2013		Peyton	Andrew	Wyatt	Male	8	46	50	3rd Geup	112	Male	8-9 (Children)	4th-1st Geup	2	57
7/27/2013	Colorado Springs	Mikayla	Toney	Female	9	50	67	6th Geup	112.1	Female	8-9 (Children)	8th-5th Geup	1	60	
7/27/2013	Colorado Springs	Nick	Olmsted	Male	9	52	65	1st Poom	113	Male	8-9 (Children)	1st Poom/Dan	1	66	
7/27/2013	Colorado Springs	Jeffrey	Kolm	Male	8	46	46	1st Poom	113	Male	8-9 (Children)	1st Poom/Dan	2	65	
7/27/2013	Colorado Springs	Thor	Tollefson	Male	12	56	75	6th Geup	114	Male	10-12 (Pre Teen)	8th-5th Geup	1	72	
7/27/2013	Colorado Springs	Coby	Welty	Male	11	57	78	6th Geup	114	Male	10-12 (Pre Teen)	8th-5th Geup	2	70	
7/27/2013	Colorado Springs	Emily	Chang	Female	11	59	100	4th Geup	114.1	Female	10-12 (Pre Teen)	4th-1st Geup	1	60	
7/27/2013	Colorado Springs	Laura	Backus	Female	12	66	136	10th Geup	114.2	Female	10-12 (Pre Teen)	10th-9th Geup	1	74	
7/27/2013	Colorado Springs	Michele	Mason	Male	12	62	111	1st Geup	115	Male	10-12 (Pre Teen)	4th-1st Geup	1	67	
7/27/2013	Colorado Springs	Dustin	Demoss	Male	10	53	61	1st Geup	115	Male	10-12 (Pre Teen)	4th-1st Geup	2	66	
7/27/2013	Colorado Springs	Cameron	Prince	Male	10	57	63	3rd Geup	115	Male	10-12 (Pre Teen)	4th-1st Geup	3	65	
7/27/2013	Colorado Springs	Sam	Golden	Male	11	59	110	1st Geup	115	Male	10-12 (Pre Teen)	4th-1st Geup	3	65	
7/27/2013	Monument	Emily	Hoffman	Female	12	59	85	1st Poom	116	Female	10-12 (Pre Teen)	1st Poom/Dan	1	72	
7/27/2013	Colorado Springs	Alex	Shampoe	Female	11	56	80	1st Poom	116	Female	10-12 (Pre Teen)	1st Poom/Dan	2	70	
7/27/2013	Colorado Springs	Nicholas	ARanez	Male	13	62	85	1st Geup	212	Male	13-17 (Teen)	4th-1st Geup	1	65	
7/27/2013	Colorado Springs	Mitchell	Krause	Male	14	60	83	2nd Geup	212	Male	13-17 (Teen)	4th-1st Geup	2	61	
7/27/2013	Colorado Springs	Taryn	Lomenick	Female	16	64	125	5th Geup	213	Female	13-17 (Teen)	4th-1st Geup	DQ	0	
7/27/2013	Monument	Katie	Baron	Female	14	60	89	1st Geup	213	Female	13-17 (Teen)	4th-1st Geup	1	67	
7/27/2013	Colorado Springs	Meredith	Montgomery	Female	17	66	100	3rd Geup	213	Female	13-17 (Teen)	4th-1st Geup	2	67	
7/27/2013	Colorado Springs	Tommaso	Mason	Male	17	74	168	1st Geup	214	Male	13-17 (Teen)	1st Poom/Dan	1	91	
7/27/2013	Monument	Tristan	Laird	Male	17	72	150	1st Dan	214	Male	13-17 (Teen)	1st Poom/Dan	2	85	
7/27/2013	Colorado Springs	Stacia	Hiramine	Female	15	65	127	1st Poom	215	Female	31-45 (Senior)	1st Poom/Dan	1	85	
7/27/2013	Colorado Springs	Chanda	Chatham	Female	40	67	130	1st Dan	215	Female	31-45 (Senior)	1st Poom/Dan	2	83	
7/27/2013	Colorado Springs	Cory	Derewicz	Male	21	69	136	2nd Geup	216	Male	18-30 (Adult)	4th-1st Geup	1	89	
7/27/2013	Monument	Kurt	Baron	Male	18	70	150	1st Geup	216	Male	18-30 (Adult)	4th-1st Geup	2	89	
7/27/2013	Colorado Springs	Melvin	Williams	Male	25	72	184	8th Geup	217	Male	31-45 (Senior)	8th-5th Geup	1	91	
7/27/2013	Monument	Eric	Hoffman	Male	41	66	165	6th Geup	217	Male	31-45 (Senior)	8th-5th Geup	2	81	

City	FirstName	LastName	Gender	Age	Height	Weight	BeltRank	DivisionNum	GenderDivision	AgeDivision	BeltDivision	Place	TotalScore
Colorado Springs	Adrian	Duran	Male	7	48	48	5th Geup	311	Male	7 and under (Pee Wee)	6th/5th Geup	1	85
Monument	Elle	Hoffman	Female	6	45	45	5th Geup	312	Female	7 and under (Pee Wee)	6th/5th Geup	1	85.3
Colorado Springs	Anna	Kolm	Female	6	44	44	3rd Geup	313	Female	7 and under (Pee Wee)	4th/3th Geup	1	84
Peyton	Andrew	Wyatt	Male	8	46	50	3rd Geup	314	Male	8-9 (Children)	4th/3th Geup	1	85.3
Colorado Springs	Connor	Dias	Male	8	55	65	3rd Geup	314	Male	8-9 (Children)	4th/3th Geup	2	84.5
Colorado Springs	Jeffrey	Kolm	Male	8	46	46	1st Poom	315	Male	8-9 (Children)	1st Poom/Dan	1	84.5
Colorado Springs	Axel	Amador	Male	11	60	90	5th Geup	316	Male	10-12 (Pre Teen)	6th/5th Geup	1	85
Colorado Springs	Emily	Chang	Female	11	59	100	4th Geup	317	Female	10-12 (Pre Teen)	4th/3th Geup	1	85.5
Colorado Springs	Inika	Brass	Female	11	49	95	2nd Geup	318	Female	10-12 (Pre Teen)	2nd/1st Geup	1	85.9
Colorado Springs	Max	McKenzie	Male	11	58	105	1st Geup	319	Male	10-12 (Pre Teen)	2nd/1st Geup	1	85.1
Colorado Springs	PJ	Olmsted	Male	12	64	100	1st Poom	320	Male	10-12 (Pre Teen)	1st Poom/Dan	1	85.1
Monument	Emily	Hoffman	Female	12	59	85	1st Poom	321	Female	10-12 (Pre Teen)	1st Poom/Dan	1	86.7
Colorado Springs	Alex	Shampoe	Female	11	56	80	1st Poom	321	Female	10-12 (Pre Teen)	1st Poom/Dan	2	85.9
Colorado Springs	Derek	So	Male	16	67	135	3rd Geup	322	Male	13-17 (Teen)	4th/3th Geup	1	85.2
Colorado Springs	Mitchell	Krause	Male	14	60	83	2nd Geup	323	Male	13-17 (Teen)	2nd/1st Geup	1	87
Colorado Springs	Kelly	Dias	Female	36	68	280	3rd Geup	324	Female	31-45 (Senior)	4th/3th Geup	1	85.1
Colorado Springs	Stephanie	Graham	Female	32	51	110	1st Dan	325	Female	31-45 (Senior)	1st Poom/Dan	1	86.6
Colorado Springs	Stacia	Hiramine	Female	15	65	127	1st Poom	325	Female	31-45 (Senior)	1st Poom/Dan	2	86.5

City	FirstName	LastName	Gender	Age	BeltRank	DivisionNumber	GenderDivision	AgeDivision	BeltDivision	Place
Colorado Springs	James	Myers	Male	7	6th Geup	101	Male	7 and under (Pee Wee)	8th-5th Geup	1
Colorado Springs	Adrian	Duran	Male	7	5th Geup	101	Male	7 and under (Pee Wee)	8th-5th Geup	2
Colorado Springs	Drake	Dempsey	Male	7	6th Geup	101	Male	7 and under (Pee Wee)	8th-5th Geup	3
Colorado Springs	Talus	Frederick	Male	5	6th Geup	102	Male	7 and under (Pee Wee)	8th-5th Geup	1
Colorado Springs	Jackson	Dempsey	Male	6	6th Geup	102	Male	7 and under (Pee Wee)	8th-5th Geup	2
Colorado Springs	Coby	Welty	Male	11	6th Geup	103	Male	10-12 (Pre Teen)	8th-5th Geup	1
Colorado Springs	Axel	Amador	Male	11	5th Geup	103	Male	10-12 (Pre Teen)	8th-5th Geup	DQ
Colorado Springs	Simon	Dillemuth	Male	11	1st Geup	104	Male	10-12 (Pre Teen)	4th-1st Geup	1
Colorado Springs	Max	McKenzie	Male	11	1st Geup	104	Male	10-12 (Pre Teen)	4th-1st Geup	2
Colorado Springs	Derek	So	Male	16	3rd Geup	105	Male	13-17 (Teen)	4th-1st Geup	1
Colorado Springs	Tommaso	Mason	Male	17	1st Geup	105	Male	13-17 (Teen)	4th-1st Geup	2
Colorado Springs	Melvin	Williams	Male	25	8th Geup	106	Male	18-30 (Adult)	8th-5th Geup	1
Colorado Springs	Luis	Rivera	Male	26	5th Geup	106	Male	18-30 (Adult)	8th-5th Geup	2
Colorado Springs	Tyler	Stickradt	Male	23	8th Geup	106	Male	18-30 (Adult)	8th-5th Geup	3
Colorado Springs	Preston	Floyd	Male	7	1st Geup	201	Male	7 and under (Pee Wee)	4th-1st Geup	2
Peyton	Andrew	Wyatt	Male	8	3rd Geup	201	Male	7 and under (Pee Wee)	4th-1st Geup	1
Colorado Springs	Carlos	Garcia-Devora	Male	9	1st Geup	202	Male	8-9 (Children)	4th-1st Geup	1
Colorado Springs	Connor	Dias	Male	8	3rd Geup	202	Male	8-9 (Children)	4th-1st Geup	2
Colorado Springs	Nick	Olmsted	Male	9	1st Poom	203	Male	8-9 (Children)	1st Poom/Dan	1
Colorado Springs	Jeffrey	Kolm	Male	8	1st Poom	203	Male	8-9 (Children)	1st Poom/Dan	2
Colorado Springs	Nicholas	ARanez	Male	13	1st Geup	204	Male	10-12 (Pre Teen)	4th-1st Geup	1
Colorado Springs	Julian	Tagatac	Male	11	1st Geup	204	Male	10-12 (Pre Teen)	4th-1st Geup	2
Colorado Springs	Shawn	Sargent	Male	12	1st Geup	204	Male	10-12 (Pre Teen)	4th-1st Geup	3
Monument	Kurt	Baron	Male	18	1st Geup	205	Male	18-30 (Adult)	1st Poom/Dan	DQ
Colorado Springs	Cory	Derewicz	Male	21	2nd Geup	205	Male	18-30 (Adult)	1st Poom/Dan	1
Monument	Cosmo	Novotny	Male	17	1st Dan	205	Male	18-30 (Adult)	1st Poom/Dan	2
Colorado Springs	Louie	Mejia	Male	18	1st Dan	205	Male	18-30 (Adult)	1st Poom/Dan	3
Colorado Springs	Izabella	Pavasars	Female	6	4th Geup	301	Female	7 and under (Pee Wee)	4th-1st Geup	1
Colorado Springs	Anna	Kolm	Female	6	3rd Geup	301	Female	7 and under (Pee Wee)	4th-1st Geup	2
Monument	Elle	Hoffman	Female	6	5th Geup	301	Female	7 and under (Pee Wee)	4th-1st Geup	3
Colorado Springs	Mikayla	Toney	Female	9	6th Geup	302	Female	8-9 (Children)	8th-5th Geup	1
Colorado Springs	Abigail	Sargent	Female	8	1st Geup	302	Female	8-9 (Children)	8th-5th Geup	2
Colorado Springs	Lucilia	Soto	Female	9	8th Geup	302	Female	8-9 (Children)	8th-5th Geup	3
Colorado Springs	Amanda	Myers	Female	29	6th Geup	303	Female	18-30 (Adult)	8th-5th Geup	1
Colorado Springs	Meredith	Montgomery	Female	17	3rd Geup	303	Female	18-30 (Adult)	8th-5th Geup	2
USAFA	Samantha	Saltamachia	Female	21	1st Dan	303.1	Female	18-30 (Adult)	1st Poom/Dan	1
Monument	Eric	Hoffman	Male	41	6th Geup	304	Male	31-45 (Senior)	4th-1st Geup	1
Colorado Springs	Robert	Samuelson	Male	40	1st Geup	304	Male	31-45 (Senior)	4th-1st Geup	2

2013 Rocky Mountain State Games

Sanctioned By

Tournament ID:
250004413

Dates:
July 26-28, 2013

Divisions:
BG(18-10)sd; MW(Op)sd; X(Op)d; NMW(2.5-4.5)sd; NX(2.5-4.5)d; PC(0)d; LMW(Op)s

Skill Level:



**INTERMOUNTAIN
COLORADO**

Section:
Intermountain

District:
Colorado

Surface Type:
Hard

Draws Posted:
7/24/2013

Last Updated:
7/29/2013 8:12:13 AM (Mountain Time)

Organization

Org Name: Colorado Springs Sport Association
Org Phone: 719-634-7333
Org Fax:
Org Website:
Org Address: 1631 Mesa Ave Ste E Colorado Springs, CO 80906 [Map](#)

Contacts

Director: David Lehman
Director Phone:
Director Cell:
Director Fax:
Director Email: springsstrings@gmail.com
Referee: David L Lehman
Referee Phone:
Referee Email:

Entry Info

Entries Closed: Sunday, July 21, 2013
Entry Information: \$28.00 for first Singles. \$28.00 for additional Singles. \$18.00 for first Doubles. \$18.00 for additional Doubles.
Checks Payable to: Rocky Mountain State Games
Send Checks to: Rocky Mountain State Games 1631 Mesa Ave., Ste. E Colorado Springs, CO 80906
Tournament Website: <http://www.RockyMountainStateGames.org>

- Important Info
- Applicants
- Competitors
- Seeds
- Draws
- Results

Show results for: ▼

NTRP Men's 3.0 Singles		
F	(1) Dennis Brock d. JAMES SULLINGER	6-2; 6-4
PL	Alex Rosario d. Mickey Gunter	Wo (emerg)
SF	JAMES SULLINGER d. Alex Rosario	6-4; 7-5
SF	(1) Dennis Brock d. Mickey Gunter	6-1; 6-3
All NTRP Men's 3.0 Singles Matches		
NTRP Men's 3.5 Singles		
F	(2) Mark McCadden d. Lee Wolfe	6-0; 0-6; 1-0(6)
PL	Michael Stine d. Ben Tuakoi	6-4; 6-7(1); 1-0(1)
SF	(2) Mark McCadden d. Michael Stine	6-4; 6-4
SF	Lee Wolfe d. Ben Tuakoi	7-5; 6-2
All NTRP Men's 3.5 Singles Matches		
NTRP Women's 3.0 Singles		
F	Sandra Cook d. Peggy Jacobs	6-2; 6-3
PL	(2) Stephanie Brock d. (1) Stacey Self	6-1; 6-3
SF	Peggy Jacobs d. (2) Stephanie Brock	6-1; 6-3
SF	Sandra Cook d. (1) Stacey Self	6-1; 6-3
All NTRP Women's 3.0 Singles Matches		
NTRP Women's 3.5 Singles		
F	(1) Mina Ha d. Catherine Crawley	6-0; 6-1
PL	Abigail Shepherd d. Sue Hotaling	7-5; 6-2
SF	Catherine Crawley d. Sue Hotaling	6-2; 6-2
SF	(1) Mina Ha d. Abigail Shepherd	6-0; 6-1
All NTRP Women's 3.5 Singles Matches		

Round Legend	
F	= Finals
PL	= Playoff
SF	= Semifinals
QF	= Quarterfinals
16	= Round of 16
32	= Round of 32
64	= Round of 64
128	= Round of 128
256	= Round of 256
RR	= Round Robin
QQ	= Quarterfinal Qualifier
R5	= Round 5
5Q	= Round 5 Qualifier
R4	= Round 4
4Q	= Round 4 Qualifier
R3	= Round 3
3Q	= Round 3 Qualifier
R2	= Round 2
R1	= Round 1

NTRP Women's 3.0 Doubles

F	Coleman/Larsen d. Burton/Lehmkuhl	6-7(6); 6-4; 1-0(3)
PL	(1) Bishop/Davis d. (2) Larimer/TAXMAN	6-4; 6-2
SF	Burton/Lehmkuhl d. (2) Larimer/TAXMAN	6-4; 6-2
SF	Coleman/Larsen d. (1) Bishop/Davis	7-6(6); 6-1

All NTRP Women's 3.0 Doubles Matches**NTRP Women's 3.5 Doubles**

RR	Brock/Kimsey d. Shepherd/Shepherd	3-6; 7-5; 1-0(6)
RR	Henderson/Sosa d. Brock/Kimsey	5-7; 6-1; 1-0(2)
RR	Henderson/Sosa d. Shepherd/Shepherd	6-1; 6-1

All NTRP Women's 3.5 Doubles Matches**NTRP Mixed 3.0 Doubles**

RR	Huthoefer/Huthoefer d. Rosario/Rosario	6-4; 6-1
RR	Mitchell/Mitchell d. Rosario/Rosario	7-5; 6-1
RR	Mitchell/Mitchell d. Huthoefer/Huthoefer	6-2; 6-4

All NTRP Mixed 3.0 Doubles Matches**NTRP Men's 4.0 Singles**

F	Grant Voyen d. Pranav Barve	6-2; 6-4
PL	Brian Keener d. Tyler Fields	Wo (ill)
SF	Grant Voyen d. Brian Keener	7-5; 7-5
SF	Pranav Barve d. Tyler Fields	7-6(8); 6-3

All NTRP Men's 4.0 Singles Matches**NTRP Women's 4.0 Singles**

F	(1) Vicky Mediate d. Christine Branum	6-2; 6-4
PL	Elke Goddard d. Sara Berry	Wo (admin)
SF	Christine Branum d. Sara Berry	6-1; 2-6; 1-0(7)
SF	(1) Vicky Mediate d. Elke Goddard	6-3; 6-2

All NTRP Women's 4.0 Singles Matches**NTRP Mixed 4.0 Doubles**

F	Fields/Keogh d. D'Silva/D'Silva	7-5; 7-5
PL	Orton-Urbina/Urbina d. Branum/Walters	6-1; 6-1
SF	D'Silva/D'Silva d. Branum/Walters	6-1; 6-4
SF	Fields/Keogh d. Orton-Urbina/Urbina	6-7(5); 6-3; 1-0(2)

All NTRP Mixed 4.0 Doubles Matches**Boys' 18 Singles**

F	(1) Canyon Hill d. Naish Gaubatz	6-2; 6-3
PL	William Hobbs d. Jared Stuart	Wo (inj)
SF	Naish Gaubatz d. Jared Stuart	6-2; 7-5
SF	(1) Canyon Hill d. William Hobbs	6-0; 6-3

All Boys' 18 Singles Matches**Boys' 16 Singles**

F	William Hobbs d. (1) Colton Hill	6-4; 1-6; 1-0(6)
PL	Stefan Orton-Urbina d. Neil Orton	7-5; 6-0
SF	William Hobbs d. Stefan Orton-Urbina	2-6; 6-4; 1-0(6)

SF	(1) Colton Hill d. Neil Orton	6-2; 6-1
All Boys' 16 Singles Matches		
Boys' 14 Singles		
F	Bradley Ma d. (1) Coultlen Davis	7-5; 4-6; 1-0(5)
PL	Connor Campbell d. Jordan Wagner	Wo (admin)
SF	Bradley Ma d. Jordan Wagner	6-4; 6-2
SF	(1) Coultlen Davis d. Connor Campbell	6-2; 6-4
All Boys' 14 Singles Matches		
Boys' 12 Singles		
F	Ryan Johnson d. Harrison Huthoefer	6-2; 6-2
PL	Luke Miller d. (1) Harry Carrozza	1-6; 6-3; 1-0(8)
SF	Ryan Johnson d. Luke Miller	6-0; 6-0
SF	Harrison Huthoefer d. (1) Harry Carrozza	6-4; 7-6(5)
All Boys' 12 Singles Matches		
Girls' 18 Singles		
F	Caroline Hobbs d. (1) Kaitlyn Motley	6-1; 6-0
PL	Kristin Jensen d. Kyra Bentley	6-0; 6-0
SF	Caroline Hobbs d. Kristin Jensen	6-4; 2-6; 1-0(6)
SF	(1) Kaitlyn Motley d. Kyra Bentley	6-0; 6-0
All Girls' 18 Singles Matches		
Girls' 16 Singles		
RR	Danielle Morin d. Cynthia Morin	3-6; 6-3; 1-0(6)
RR	Cynthia Morin d. Lauren Spillane	6-3; 6-3
RR	Danielle Morin d. Lauren Spillane	6-0; 6-1
All Girls' 16 Singles Matches		
Girls' 14 Singles		
F	Mari Dudek d. Tristen VanDeVeer	6-2; 6-1
PL	(1) Cynthia Morin d. Claire Flint-Anderson	Wo (ill)
SF	Mari Dudek d. Claire Flint-Anderson	6-1; 6-0
SF	Tristen VanDeVeer d. (1) Cynthia Morin	7-5; 6-4
All Girls' 14 Singles Matches		
Girls' 12 Singles		
F	Bryn Johnson d. Chloe Mason	6-0; 6-0
PL	(1) Cori Campbell d. Reagan Morin	6-0; 6-0
SF	Chloe Mason d. Reagan Morin	6-1; 6-2
SF	Bryn Johnson d. (1) Cori Campbell	6-1; 6-2
All Girls' 12 Singles Matches		
Men's Open Singles		
F	(1) Luis Peon d. (2) Joseph Reveteriano	6-4; 6-2
PL	Brian Keener d. Carlos Pacheco	Wo (admin)
SF	(2) Joseph Reveteriano d. Brian Keener	6-1; 6-2
SF	(1) Luis Peon d. Carlos Pacheco	6-0; 2-0Ret (quit)
All Men's Open Singles Matches		

Boys' 10 Singles		
RR	Stephen Pegher d. Joseph Brock	6-1; 6-0
RR	Cedric Orton-Urbina d. Stephen Pegher	6-1; 6-2
RR	Cedric Orton-Urbina d. Joseph Brock	6-0; 6-0
All Boys' 10 Singles Matches		
NTRP Women's 2.5 Singles		
F	Kelly McAlear d. (1) Teresa Vieira	6-3; 7-5
PL	Virginia Barber d. MARY SCOTT	6-3; 6-4
SF	Kelly McAlear d. MARY SCOTT	6-3; 6-0
SF	(1) Teresa Vieira d. Virginia Barber	6-1; 6-1
All NTRP Women's 2.5 Singles Matches		
Parent Child Doubles		
F	Shepard/Shepard d. Orton-Urbina/Orton-Urbina	6-4Ret (inj)
PL	Motley/Motley d. Huthoefer/Huthoefer	Def (ns)
SF	Orton-Urbina/Orton-Urbina d. Huthoefer/Huthoefer	6-0; 4-6; 1-0(9)
SF	Shepard/Shepard d. Motley/Motley	3-6; 7-6(5); 1-0(10)
All Parent Child Doubles Matches		

Code 1.10.000.4559 211



2013 Results

Track & Field

Female 10 & Under 100 meters

7/29/2013

1. ANJA HARMS (RIVERTON, WY) 16.59
2. PEYTON TOLLIS (COLODO SPRINGS, CO) 16.68
3. ASPEN FULBRIGHT (PUEBLO, CO) 16.99

Female 10 & Under 1500 meters

7/29/2013

1. HOPE STARK (COLORADO SPRINGS, CO) 5:57.60
2. NIKKI VASQUEZ (PUEBLO, CO) 6:06.93

Female 10 & Under 400 meters

7/29/2013

1. HARLIE MEDRANO (PUEBLO, CO) 1:17.45
2. ZOE WICK (PUEBLO, CO) 1:18.50
3. ASPEN FULBRIGHT (PUEBLO, CO) 1:21.69

Female 10 & Under Long Jump

7/29/2013

1. ZOE WICK (PUEBLO, CO) 3.38m
2. ANJA HARMS (RIVERTON, WY) 3.22m
3. NIKKI VASQUEZ (PUEBLO, CO) 3.05m

Female 11-12 100 meters

7/29/2013

1. MAKIYA GAYLES (AURORA, CO) 14.61
2. KAYLI COOPER (COLORADO SPRINGS, CO) 14.77
3. CARLANNA DOUGLAS (COLORADO SPRINGS, CO) 15.16

Female 11-12 400 meters

7/29/2013

1. KAYA WICK (PUEBLO WEST, CO) 1:14.34
2. JADYN LEDOUX (COLORADO SPRINGS, CO) 1:15.79
3. ALANA PEREZ (COLORADO SPRINGS, CO) 1:16.00

Female 11-12 80 meter hurdles (11-12)

7/29/2013

1. SERENITY NAILOR-LEWIS (PUEBLO, CO) 16.05

Female 11-12 Long Jump

7/29/2013

1. SUN LEE (COLORADO SPRINGS, CO) 4.02m
2. LENA BRANCH (AURORA, CO) 3.62m
3. ALANA PEREZ (COLORADO SPRINGS, CO) 3.58m

Female 11-12 Shot Put

7/29/2013

1. CHAYLAA MINNISS (COLORADO SPRINGS, CO)

Female 13-14 100 meters

7/29/2013

1. SYDNEE LARKIN (DENVER, CO) 13.06
2. MADISON WILLIAMS (FORT COLLINS, CO) 13.14
3. LANNAN ABBOTT (WOODLAND PARK, CO) 13.52

Female 13-14 3000 meters (11-14 only)

7/29/2013

1. LILLIANA HAMILTON (COLORADO SPRINGS, CO) 12:00.97
2. ERIN PERCY (COLORADO SPRINGS, CO) 13:45.07

Female 13-14 400 meters

7/29/2013

1. CASSIDY OLSEN (COLORADO SPRINGS, CO) 1:06.57
2. DEANDRA ACHOR (COLORADO SPRINGS, CO) 1:07.39
3. FIONA PERSCHKE (COLORADO SPRINGS, CO) 1:08.59

Female 13-14 Discus

7/29/2013

1. ELLIE BERRY (BURLINGTON, CO) 31.20m
2. ALEXIS DUBIEL (COLORADO SPRINGS, CO) 23.70m

Female 13-14 High Jump

7/29/2013

1. MYKIAA MINNISS (COLORADO SPRINGS, CO) 1.35m

Female 13-14 Long Jump

7/29/2013

1. MADISON WILLIAMS (FORT COLLINS, CO) 4.85m
2. LANNAN ABBOTT (WOODLAND PARK, CO) 4.25m
3. MYKIAA MINNISS (COLORADO SPRINGS, CO) 4.11m

Female 13-14 Shot Put

7/29/2013

1. ELLIE BERRY (BURLINGTON, CO) 10.57m
2. ALEXIS DUBIEL (COLORADO SPRINGS, CO) 8.06m

Female 13-14 Triple Jump (13+ only)

7/29/2013

1. LAURA THOMPSON (BROOMFIELD, CO) 9.60m
2. ALYSSA SCADUTO (COLORADO SPRINGS, CO) 8.24m

Female 15-16 100 meter hurdles (13-39)

7/29/2013

1. HANNA FELICE (PEYTON, CO) 16.33
2. JORDAN BURTON (HIGHLANDS RANCH, CO) 17.09
3. SALLIE TUCKER (BUENA VISTA, CO) 17.80

Female 15-16 100 meters

7/29/2013

1. AYANNA BERNARD (COLORADO SPRINGS, CO) 13.12
2. JORDAN BURTON (HIGHLANDS RANCH, CO) 13.24
3. AMELIA HARVEY (COLORADO SPRINGS, CO) 13.31

Female 15-16 400 meters

7/29/2013

1. ALEKSANDRA ANDERSON (COMMERCE CITY, CO) 1:03.29
2. CAROLINE RUYLE (CASCADE, CO) 1:06.15
3. KATELYN MACKIEWICZ (BROOMFIELD, CO) 1:07.57

Female 15-16 Long Jump

7/29/2013

1. AMELIA HARVEY (COLORADO SPRINGS, CO) 5.14m
2. HANNA FELICE (PEYTON, CO) 4.58m
3. KAYLEE THOEN (LITTLETON, CO) 4.41m

Female 15-16 Pole Vault (13+)

7/29/2013

1. CHRISTINA STATHAKIS (SEDALIA, CO) 3.20m
2. JOSIE SPITZ (BERTHOUD, CO) 2.75m

Female 15-16 Triple Jump (13+ only)

7/29/2013

1. AMELIA HARVEY (COLORADO SPRINGS, CO) 10.80m

Female 17-18 100 meters

7/29/2013

1. CALEIGH NEWBERRY (LONE TREE, CO) 13.28
2. MADISON RICKEY (AURORA, CO) 13.57

Female 17-18 400 meters

7/29/2013

1. **HEATHER STERNER (COLORADO SPRINGS, CO)** 1:15.17

Female 17-18 Discus

7/29/2013

1. **MARIAH WALKER (Colorado Springs, CO)** 37.80m
2. **EMMA THOMAS (COLORADO SPRINGS, CO)** 35.10m
3. **CHRISTINA FASCI (AURORA, CO)** 33.77m

Female 17-18 Javelin (15+)

7/29/2013

1. **CHRISTINA FASCI (AURORA, CO)** 24.08m
2. **EMMA THOMAS (COLORADO SPRINGS, CO)** 21.18m
3. **NATALIE SCHOENDALLER (LITTLETON, CO)** 20.88m

Female 17-18 Long Jump

7/29/2013

1. **CALEIGH NEWBERRY (LONE TREE, CO)** 4.46m
2. **TIANA COOKS (COLORADO SPRINGS, CO)** 3.95m

Female 17-18 Pole Vault (13+)

7/29/2013

1. **KIMBERLY PETERSON (ELIZABETH, CO)** 3.35m
2. **ANNA MEGENHARDT (BERTHOUD, CO)** 3.20m
3. **ZOIE HOBEN (WESTMINSTER, CO)** J3.20m

Female 17-18 Shot Put

7/29/2013

1. **MARIAH WALKER (Colorado Springs, CO)** 13.31m
2. **CHRISTINA FASCI (AURORA, CO)** 11.12m
3. **ELIZABETH HERSEY (PARKER, CO)** 9.13m

Female 17-18 Triple Jump (13+ only)

7/29/2013

1. **ABIGAIL MANGHAM (STRASBURG, CO)** 9.97m

Female 19-29 100 meters

7/29/2013

1. **LACY HARRIS (PUEBLO, CO)** 12.97

Female 19-29 400 meters

7/29/2013

1. **RUTH WALLER (BOULDER, CO)** 1:01.92
2. **ANNASTACIA ANDERSON (COMMERCE CITY, CO)** 1:06.79

3. ANGELINA RAMOS (DENVER, CO)

1:07.60

Female 19-29 Discus

7/29/2013

1. MONTOYA WALKER (Colorado Springs, CO) 35.40m

Female 19-29 Javelin (15+)

7/29/2013

1. MONTOYA WALKER (Colorado Springs, CO) 20.88m

Female 19-29 Shot Put

7/29/2013

1. MONTOYA WALKER (Colorado Springs, CO) 9.57m

Female 30-39 100 meters

7/29/2013

1. BRANDI BERNERT (DENVER, CO) 12.13

2. LADONNA REED (COLORADO SPRINGS, CO) 14.05

Female 30-39 Javelin (15+)

7/29/2013

1. LADONNA REED (COLORADO SPRINGS, CO) 20.72m

2. BRANDI BERNERT (DENVER, CO) 19.20m

Female 30-39 Long Jump

7/29/2013

1. LADONNA REED (COLORADO SPRINGS, CO) 4.61m

2. BRANDI BERNERT (DENVER, CO) 4.25m

Female 30-39 Pole Vault (13+)

7/29/2013

1. JAMIE DAVIS (BOULDER, CO) 3.05m

Female 30-39 Pole Vault (13+)

7/29/2013

1. JAMIE DAVIS (BOULDER, CO) 3.05m

Female 40-49 100 meters

7/29/2013

1. CAROL STINGLEY (RIVERTON, WY) 17.34

Female 40-49 400 meters

7/29/2013

1. CAROL STINGLEY (RIVERTON, WY) 1:28.17

Female 40-49 80 meters hurdles (40-59)

7/29/2013

1. JENI HOWARD (COLORADO SPRINGS, CO) 16.72

Female 40-49 Discus

7/29/2013

1. TINA COX (COLORADO SPRINGS, CO) 20.90m

Female 40-49 High Jump

7/29/2013

1. JENI HOWARD (COLORADO SPRINGS, CO) 1.46m

Female 40-49 Shot Put

7/29/2013

1. TINA COX (COLORADO SPRINGS, CO) 7.18m

Female 40-49 Triple Jump (13+ only)

7/29/2013

1. JENI HOWARD (COLORADO SPRINGS, CO) 8.76m

Female 50-59 100 meters

7/29/2013

1. POLLY ULM (COLORADO SPRINGS, CO) 16.63
2. SUSAN RAIKES (LONGMONT, CO) 17.60
3. ROXANN CRUMP (COLORADO SPRINGS, CO) 17.95

Female 50-59 400 meters

7/29/2013

1. POLLY ULM (COLORADO SPRINGS, CO) 1:35.47

Female 50-59 50 meters (40+)

7/29/2013

1. ROXANN CRUMP (COLORADO SPRINGS, CO) 9.23

Female 50-59 Long Jump

7/29/2013

1. SUSAN RAIKES (LONGMONT, CO) 2.82m

Female 60-69 High Jump

7/29/2013

1. ELEANOR GIPSON (TIE SIDING, WY) 1.25m

Female 8 & Under 50 meters (8 & Under)

7/29/2013

1. TRECIA SMITH (PUEBLO WEST, CO) 9.15
2. SHEALAN WATERS (WOODLAND PARK, CO) 9.68
3. SHARANE GORDON (COLO SPRINGS, CO) 9.79

Male 10 & Under 100 meters

7/29/2013

1. GREGORY ANDERSON (COMMERCE CITY, CO) 14.56
2. CADEN CALDERON (CASTLE ROCK, CO) 14.84
3. CONNOR SPEARS (COLORADO SPRINGS, CO) 15.24

Male 10 & Under 1500 meters

7/29/2013

1. VOLE SPRING (BOULDER, CO) 6:21.66
2. MASEN SPRING (BOULDER, CO) 7:53.44

Male 10 & Under 400 meters

7/29/2013

1. GREGORY ANDERSON (COMMERCE CITY, CO) 1:03.88
2. CADEN CALDERON (CASTLE ROCK, CO) 1:13.25
3. QUINTIN BRUNNER (COLORADO SPRINGS, CO) 1:15.97

Male 10 & Under High Jump

7/29/2013

1. ADIN SMITH (PUEBLO WEST, CO) 1.00m

Male 10 & Under Long Jump

7/29/2013

1. BRODY DAVISON (AURORA, CO) 3.73m
2. GREGORY ANDERSON (COMMERCE CITY, CO) 3.57m
3. ERICK HARMS (RIVERTON, WY) 3.21m

Male 10 & Under Shot Put

7/29/2013

1. ROBERT WALKER (COLORADO SPRINGS, CO) 6.58m
2. KHAID SMITH (PUEBLO WEST, CO) 5.94m
3. DUNCAN HABINCK (LA JUNTA, CO) 4.27m

Male 11-12 100 meters

7/29/2013

1. LUCAS ANDRADA (PUEBLO, CO) 13.60
2. GABRIEL ABBOTT (WOODLAND PARK, CO) 13.82
3. KAIN MEDRANO (PUEBLO, CO) 13.89

Male 11-12 3000 meters (11-14 only)

7/29/2013

1. MICHAEL DUDZIC (GREENWOOD VILLAGE, CO) 11:36.62
2. MATTHEW ROBERDS (COLORADO SPRINGS, CO) 11:55.35
3. RICHARD ROBERDS (COLORADO SPRINGS, CO) 13:36.71

Male 11-12 400 meters

7/29/2013

1. BRYCE TANNER (COLORADO SPRINGS, CO) 1:12.65
2. JA'WARREN SMITH (PUEBLO WEST, CO) 1:14.84
3. ANTHONY FOSTER JR. (COLORADO SPRINGS, CO) 1:15.90

Male 11-12 Discus

7/29/2013

1. KAIN MEDRANO (PUEBLO, CO) 31.18m

Male 11-12 High Jump

7/29/2013

1. DANIEL NELMS (COLORADO SPRINGS, CO) 1.10m

Male 11-12 Long Jump

7/29/2013

1. JA'WARREN SMITH (PUEBLO WEST, CO) 4.06m
2. ALEX DA MATTA (FORT COLLINS, CO) 3.73m
3. SPENCER YARMUL (CASTLE ROCK, CO) 3.11m

Male 11-12 Shot Put

7/29/2013

1. KAIN MEDRANO (PUEBLO, CO) 11.73m

Male 13-14 400 meters

7/29/2013

1. KIERON BRUNNER (COLORADO SPRINGS, CO) 1:03.88
2. KRIS STADING (COLORADO SPRINGS, CO) 1:05.49

Male 13-14 Discus

7/29/2013

1. AARON WEIL (CHERRY HILLS VILLAGE, CO) 30.80m
2. TYLER NELSON (CASTLE ROCK, CO) 20.51m

Male 13-14 Long Jump

7/29/2013

1. TYLER NELSON (CASTLE ROCK, CO) 3.43m
2. KIERON BRUNNER (COLORADO SPRINGS, CO) 3.02m

Male 13-14 Shot Put

7/29/2013

1. AARON WEIL (CHERRY HILLS VILLAGE, CO) 10.63m
2. TYLER NELSON (CASTLE ROCK, CO) 8.54m
3. DYLAN PALACIOS (COLORADO SPRINGS, CO) 7.38m

Male 13-14 Triple Jump (13+ only)

7/29/2013

1. KRIS STADING (COLORADO SPRINGS, CO) 8.85m

Male 15-16 100 meters

7/29/2013

1. COLE PAPPAS (80132, CO) 11.88
2. JUSTIN MARCUM (DURANGO, CO) 12.18
3. BEN DARBY (COLORADO SPRINGS, CO) 12.19

Male 15-16 110 meter hurdles (15-49)

7/29/2013

1. MICHAEL JACOBSON (COLORADO SPRINGS, CO) 16.98

Male 15-16 400 meters

7/29/2013

1. JACE MONTERA (PUEBLO WEST, CO) 51.65
2. ERIC TEMPLE (EVERGREEN, CO) 55.29
3. NOAH BOLTON (COLORADO SPRINGS, CO) 55.46

Male 15-16 Discus

7/29/2013

1. BREYTON HAYES (AURORA, CO) 22.90m
2. GARRISON HAYES (AURORA, CO) 21.90m

Male 15-16 Javelin (15+)

7/29/2013

1. GARRISON HAYES (AURORA, CO) 24.20m
2. BREYTON HAYES (AURORA, CO) 16.10m

Male 15-16 Long Jump

7/29/2013

1. BRIAN BOYLEN (MONUMENT, CO) 5.99m
2. CAMERON SCHADE (MONUMENT, CO) 5.99m
3. MICHAEL JACOBSON (COLORADO SPRINGS, CO) 4.80m

Male 15-16 Shot Put

7/29/2013

1. BREYTON HAYES (AURORA, CO) 7.26m
2. GARRISON HAYES (AURORA, CO) 7.20m

Male 15-16 Triple Jump (13+ only)

7/29/2013

1. BRIAN BOYLEN (MONUMENT, CO) 10.15m

Male 17-18 100 meters

7/29/2013

1. KOSSITCHENAWOU (AURORA, CO) 10.86
2. KEVIN MCCLANAHAN II (LAFAYETTE, CO) 10.88
3. JORDAN CHARLES (AURORA, CO) 11.03

Male 17-18 110 meter hurdles (15-49)

7/29/2013

1. JIMMY KELLEN (COLORADO SPRINGS, CO) 15.01

Male 17-18 Discus

7/29/2013

1. NATHAN DUNIVAN (COLORADO SPRINGS, CO) 51.20m
2. JACKSON SPALDING (COLORADO SPRINGS, CO) 46.90m
3. CALEB BROWN (ELBERT, CO) 42.20m

Male 17-18 High Jump

7/29/2013

1. NICHOLAS MEIHAUS (PUEBLO, CO) 1.95m
2. JORDAN WILLIAMS (FORT COLLINS, CO) 1.85m
3. RYAN NELMS (COLORADO SPRINGS, CO) 1.70m

Male 17-18 Javelin (15+)

7/29/2013

1. NATHAN DUNIVAN (COLORADO SPRINGS, CO) 40.95m
2. CJ BRIGGS (CASTLE ROCK, CO) 28.45m

Male 17-18 Long Jump

7/29/2013

1. ZACHARY CARPENTER (COLORADO SPINGS, CO) 5.61m
2. DECLAN SCHADE (MONUMENT, CO) 5.36m
3. MITCHELL GUHL (COLORADO SPRINGS, CO) 4.77m

Male 17-18 Shot Put

7/29/2013

1. JACKSON SPALDING (COLORADO SPRINGS, CO) 15.76m
2. NATHAN DUNIVAN (COLORADO SPRINGS, CO) 14.49m
3. JEROD BERG (LA JUNTA, CO) 13.07m

Male 17-18 Triple Jump (13+ only)

7/29/2013

1. DECLAN SCHADE (MONUMENT, CO) 11.94m
2. ANTHONY VAI (COLORADO SPRINGS, CO) 11.85m

Male 19-29 100 meters

7/29/2013

1. DARRIN HAYNES (COLORADO SPRINGS, CO) 11.06
2. TIMOTHY FRISON JR. (COLORADO SPRINGS, CO) 11.19
3. JESSE HAAS (WELLINGTON, CO) 11.22

Male 19-29 400 meters

7/29/2013

1. NICHOLAS MASCHING (COLORADO SPRINGS, CO) 51.57
2. BEN CARLSON (COLORADO SPRINGS, CO) 51.83
3. PATRICK GASTON (COLORADO SPRINGS, CO) 1:08.07

Male 19-29 Discus

7/29/2013

1. ELGIN FITZGERALD (COLORADO SPRINGS, CO) 32.70m

Male 19-29 High Jump

7/29/2013

1. RYAN COOK (COLORADO SPRINGS, CO) 2.05m

Male 19-29 Long Jump

7/29/2013

1. TIMOTHY FRISON JR. (COLORADO SPRINGS, CO) 6.21m
2. JACOB HAAS (WELLINGTON, CO) 5.85m
3. JESSE HAAS (WELLINGTON, CO) 5.83m

Male 19-29 Pole Vault (13+)

7/29/2013

1. ALEXANDER CURRAN (LITTLETON, CO) 4.25m

Male 19-29 Shot Put

7/29/2013

1. ELGIN FITZGERALD (COLORADO SPRINGS, CO) 11.46m

Male 19-29 Triple Jump (13+ only)

7/29/2013

1. ANDREW SCHOMBURG (MONUMENT, CO) 13.34m
2. JESSE HAAS (WELLINGTON, CO) 12.95m

Male 30-39 100 meters

7/29/2013

1. NAHUM KISNER (ENGLEWOOD, CO) 11.25
2. DAVID MAJETICH (FOUNTAIN, CO) 15.86

Male 30-39 400 meters

7/29/2013

1. VINNIE BASILE (BROOMFIELD, CO) 59.38

Male 30-39 Discus

7/29/2013

1. NAHUM KISNER (ENGLEWOOD, CO) 11.25
2. DAVID MAJETICH (FOUNTAIN, CO) 15.86

Male 30-39 High Jump

7/29/2013

1. JAMES KOEHLER (WESTMINSTER, CO) 1.85m

Male 40-49 100 meters

7/29/2013

1. FRED LEE (COLORADO SPRINGS, CO) 12.09

Male 40-49 50 meters (40+)

7/29/2013

1. PAUL THOEN (LITTLETON, CO) 8.61

Male 40-49 Discus

7/29/2013

1. CHRIS RAY (PARKER, CO) 39.90m
2. RONNIE GALLOWAY (AURORA, CO) 21.40m

Male 40-49 Pole Vault (13+)

7/29/2013

1. DAN MEGENHARDT (BERTHOUD, CO) 3.05m

Male 40-49 Shot Put

7/29/2013

1. RONNIE GALLOWAY (AURORA, CO) 8.27m

Male 50-59 100 meter hurdles (50-69)

7/29/2013

1. GREGORY CARR (ARVADA, CO) 22.06

Male 50-59 100 meters

7/29/2013

1. STEVEN SASHEN (BOULDER, CO) 12.80
2. PAUL SKRBAC (RIVERTON, WY) 13.58
3. PRINITIVO MONTOYA (DENVER, CO) 14.46

Male 50-59 400 meters

7/29/2013

1. DAVID KIHM (MEAD, CO) 1:10.12

Male 50-59 50 meters (40+)

7/29/2013

1. STEVEN SASHEN (BOULDER, CO) 6.94
- 2.

Rank Number First Name Last Name Cat City State Age

ROCKY MOUNTAIN STATE GAMES - MEN PRO 1-2 OVERALL RESULTS

1st	13	JAKE	DUEHRING	PRO 1-2	LAYFETTE	CO	
2nd	24	IAN	HOLT	PRO 1-2	COLORADO SPRINGS	CO	
3rd	30	COLBY	PEARCE	PRO 1-2	BOULDER	CO	41
4th	628	JOE	PAULSON	PRO 1-2	BOLUDER	CO	
5th	21	BENJAMIN	SHARP	PRO 1-2	COLORADO SPRINGS	CO	41
6th	604	PETER	LUCKE	PRO 1-2	LOUISVILLE	CO	47

ROCKY MOUNTAIN STATE GAMES - MEN CAT 3 OVERALL RESULTS

1st	616	JEFFREY	WARDELL	Cat 3	BOULDER	CO	45
2nd	623	GREG	LANGER	CAT 3	20324	PA	
3rd	609	TIMOTHY	TUGGLE	Cat 3	LITTLETON	CO	50
4th	311	JUSTIN	WILHALM	Cat 3	COLORADO SPRINGS	CO	

ROCKY MOUNTAIN STATE GAMES - MEN CAT 4 OVERALL RESULTS

1st	420	BRAD	TYRA	CAT 4	COLORADO SPRINGS	CO	31
-----	-----	------	------	-------	------------------	----	----

ROCKY MOUNTAIN STATE GAMES - MEN PRO 1-2 FLYING 200M TT

Time

1st	13	JAKE	DUEHRING	PRO 1-2	LAYFETTE	CO		10.92
2nd	604	PETER	LUCKE	PRO 1-2	LOUISVILLE	CO	47	11.36
3rd	628	JOE	PAULSON	PRO 1-2	BOLUDER	CO		11.42
4th	24	IAN	HOLT	PRO 1-2	COLORADO SPRINGS	CO		11.54
5th	21	BENJAMIN	SHARP	PRO 1-2	COLORADO SPRINGS	CO	41	11.55
6th	30	COLBY	PEARCE	PRO 1-2	BOULDER	CO	41	11.62

ROCKY MOUNTAIN STATE GAMES - MEN CAT 3 FLYING 200M TT

1st	623	GREG	LANGER	CAT 3	20324	PA		11.96
2nd	616	JEFFREY	WARDELL	Cat 3	BOULDER	CO	45	12.13
3rd	609	TIMOTHY	TUGGLE	Cat 3	LITTLETON	CO	50	12.46
4th	311	JUSTIN	WILHALM	Cat 3	COLORADO SPRINGS	CO		12.67

ROCKY MOUNTAIN STATE GAMES - MEN CAT 4 FLYING 200M TT

1st	420	BRAD	TYRA	CAT 4	COLORADO SPRINGS	CO	31	11.36
-----	-----	------	------	-------	------------------	----	----	-------

ROCKY MOUNTAIN STATE GAMES - MEN PRO 1-2 SCRATCH RACE RESULTS

1st	13	JAKE	DUEHRING	PRO 1-2	LAYFETTE	CO		
2nd	628	JOE	PAULSON	PRO 1-2	BOLUDER	CO		
3rd	30	COLBY	PEARCE	PRO 1-2	BOULDER	CO	41	
4th	24	IAN	HOLT	PRO 1-2	COLORADO SPRINGS	CO		
5th	21	BENJAMIN	SHARP	PRO 1-2	COLORADO SPRINGS	CO	41	
6th	604	PETER	LUCKE	PRO 1-2	LOUISVILLE	CO	47	

ROCKY MOUNTAIN STATE GAMES - MEN CAT 3 SCRATCH RACE RESULTS

1st	609	TIMOTHY	TUGGLE	Cat 3	LITTLETON	CO	50	
2nd	616	JEFFREY	WARDELL	Cat 3	BOULDER	CO	45	
3rd	311	JUSTIN	WILHALM	Cat 3	COLORADO SPRINGS	CO		
4th	623	GREG	LANGER	CAT 3	20324	PA		

ROCKY MOUNTAIN STATE GAMES - MEN CAT 4 SCRATCH RACE RESULTS

1st	420	BRAD	TYRA	CAT 4	COLORADO SPRINGS	CO	31	
-----	-----	------	------	-------	------------------	----	----	--

ROCKY MOUNTAIN STATE GAMES - MEN PRO 1-2 POINTS RACE RESULTS

1st	30	COLBY	PEARCE	PRO 1-2	BOULDER	CO	41	
2nd	13	JAKE	DUEHRING	PRO 1-2	LAYFETTE	CO		
3rd	24	IAN	HOLT	PRO 1-2	COLORADO SPRINGS	CO		
4th	21	BENJAMIN	SHARP	PRO 1-2	COLORADO SPRINGS	CO	41	
5th	628	JOE	PAULSON	PRO 1-2	BOLUDER	CO		
6th	604	PETER	LUCKE	PRO 1-2	LOUISVILLE	CO	47	

ROCKY MOUNTAIN STATE GAMES - MEN CAT 3 POINTS RACE RESULTS

1st	616	JEFFREY	WARDELL	Cat 3	BOULDER	CO	45
2nd	311	JUSTIN	WILHALM	Cat 3	COLORADO SPRINGS	CO	
3rd	609	TIMOTHY	TUGGLE	Cat 3	LITTLETON	CO	50
4th	623	GREG	LANGER	CAT 3	20324	PA	

ROCKY MOUNTAIN STATE GAMES - MEN CAT 4 POINTS RACE RESULTS

1st	420	BRAD	TYRA	CAT 4	COLORADO SPRINGS	CO	31
-----	-----	------	------	-------	------------------	----	----

ROCKY MOUNTAIN STATE GAMES - MEN PRO 1-2 1KM TT RESULTS

1st	24	IAN	HOLT	PRO 1-2	COLORADO SPRINGS	CO		01:08.88
2nd	13	JAKE	DUEHRING	PRO 1-2	LAYFETTE	CO		01:10.54
3rd	30	COLBY	PEARCE	PRO 1-2	BOULDER	CO	41	01:10.70
4th	21	BENJAMIN	SHARP	PRO 1-2	COLORADO SPRINGS	CO	41	01:12.94
5th	604	PETER	LUCKE	PRO 1-2	LOUISVILLE	CO	47	01:13.95
6th	628	JOE	PAULSON	PRO 1-2	BOLUDER	CO		01:14.26

ROCKY MOUNTAIN STATE GAMES - MEN CAT 3 1KM TT RESULTS

1st	616	JEFFREY	WARDELL	Cat 3	BOULDER	CO	45	01:13.30
2nd	311	JUSTIN	WILHALM	Cat 3	COLORADO SPRINGS	CO		01:17.99
3rd	609	TIMOTHY	TUGGLE	Cat 3	LITTLETON	CO	50	01:21.08
4th	623	GREG	LANGER	CAT 3	20324	PA		01:23.70

ROCKY MOUNTAIN STATE GAMES - MEN CAT 4 1KM TT RESULTS

1st	420	BRAD	TYRA	CAT 4	COLORADO SPRINGS	CO	31	01:14.48
-----	-----	------	------	-------	------------------	----	----	----------

ROCKY MOUNTAIN STATE GAMES - WOMEN PRO 1-3 OVERALL RESULTS

1st	104	AMANDA	CYR	Pro 1-3	LONGMONT	CO	29
2nd	110	INGRID	ALONGI	Pro 1-3	BOULDER	CO	39
3rd	106	STEPHANIE	SIMPKINS	Pro 1-3	COLORADO SPRINGS	CO	29
4th	114	MADDY	TUGGLE	Pro 1-3	LITTLETON	CO	19
5th	605	CHARLOTTE	MILLER	Pro 1-3	COLORADO SPRINGS	CO	60
6th	105	LEXIE	MILLARD	Pro 1-3	MONUMENT	CO	20

ROCKY MOUNTAIN STATE GAMES - WOMEN OVERALL RESULTS

1st	119	JESSICA	HOYT	Cat 4	BOULDER	CO	33
-----	-----	---------	------	-------	---------	----	----

WOMEN PRO 1-3 FLYING 200M RESULTS**Time**

1st	104	AMANDA	CYR	Pro 1-3	LONGMONT	CO	29	12.36
2nd	110	INGRID	ALONGI	Pro 1-3	BOULDER	CO	39	12.73
3rd	106	STEPHANIE	SIMPKINS	Pro 1-3	COLORADO SPRINGS	CO	29	12.73
4th	114	MADDY	TUGGLE	Pro 1-3	LITTLETON	CO	19	12.80
5th	605	CHARLOTTE	MILLER	Pro 1-3	COLORADO SPRINGS	CO	60	13.45
6th	105	LEXIE	MILLARD	Pro 1-3	MONUMENT	CO	20	13.73

WOMEN Cat 4 FLYING 200M RESULTS

1st	119	JESSICA	HOYT	Cat 4	BOULDER	CO	33	14.20
-----	-----	---------	------	-------	---------	----	----	-------

WOMEN PRO 1-3 SCRATCH RACE RESULTS

1st	104	AMANDA	CYR	Pro 1-3	LONGMONT	CO	29
2nd	114	MADDY	TUGGLE	Pro 1-3	LITTLETON	CO	19
3rd	110	INGRID	ALONGI	Pro 1-3	BOULDER	CO	39
4th	106	STEPHANIE	SIMPKINS	Pro 1-3	COLORADO SPRINGS	CO	29
5th	105	LEXIE	MILLARD	Pro 1-3	MONUMENT	CO	20
6th	605	CHARLOTTE	MILLER	Pro 1-3	COLORADO SPRINGS	CO	60

WOMEN Cat 4 SCRATCH RACE RESULTS

1st	119	JESSICA	HOYT	Cat 4	BOULDER	CO	33
-----	-----	---------	------	-------	---------	----	----

WOMEN PRO 1-3 POINTS RACE RESULTS

1st	110	INGRID	ALONGI	Pro 1-3	BOULDER	CO	39
2nd	114	MADDY	TUGGLE	Pro 1-3	LITTLETON	CO	19
3rd	104	AMANDA	CYR	Pro 1-3	LONGMONT	CO	29
4th	605	CHARLOTTE	MILLER	Pro 1-3	COLORADO SPRINGS	CO	60
5th	105	LEXIE	MILLARD	Pro 1-3	MONUMENT	CO	20
6th	106	STEPHANIE	SIMPKINS	Pro 1-3	COLORADO SPRINGS	CO	29

WOMEN Cat 4 POINTS RACE RESULTS

1st	119	JESSICA	HOYT	Cat 4	BOULDER	CO	33
-----	-----	---------	------	-------	---------	----	----

WOMEN PRO 1-3 500M TT RESULTS**Time**

1st	104	AMANDA	CYR	Pro 1-3	LONGMONT	CO	29	39.85
2nd	106	STEPHANIE	SIMPKINS	Pro 1-3	COLORADO SPRINGS	CO	29	39.89
3rd	110	INGRID	ALONGI	Pro 1-3	BOULDER	CO	39	40.82
4th	114	MADDY	TUGGLE	Pro 1-3	LITTLETON	CO	19	41.06
5th	105	LEXIE	MILLARD	Pro 1-3	MONUMENT	CO	20	43.10
6th	605	CHARLOTTE	MILLER	Pro 1-3	COLORADO SPRINGS	CO	60	43.54
WOMEN Cat 4 500m TT RESULTS								
1st	119	JESSICA	HOYT	Cat 4	BOULDER	CO	33	44.49



2013 Results

Triathlon - Individual

Female Adult 16-19

7/20/2013

1. CHRISTINA CHAVEZ (HIGHLANDS RANCH, CO)
2. HOLLAND SCHELLHASE (HIGHLANDS RANCH, CO)
3. ANNIE PARCHINSKI (COLORADO SPRINGS, CO)

Female Adult 20-24

7/20/2013

1. ELIZABETH DOE (CO SPRINGS, CO)
2. JENNA DOLATA (COLORADO SPRINGS, CO)
3. KAYLYN SWANK (CENTENNIAL, CO)

Female Adult 25-29

7/20/2013

1. CHRISTINA VECCHIO (COLORADO SPRINGS, CO)
2. MELISSA HYLTON (COLORADO SPRINGS, CO)
3. AMANDA REBOL (FORT MORGAN, CO)

Female Adult 30-34

7/20/2013

1. JORDAN HOFFERT (COLORADO SPRINGS, CO)
2. GWEN [STEVES](#) (PUEBLO WEST, CO)
3. LEAH MCQUADE (COLORADO SPRINGS, CO)

Female Adult 35-39

7/20/2013

1. KALLIE QUINN (COLORADO SPRINGS, CO)
2. JENNIFER FULLER (COLORADO SPRINGS, CO)
3. CHRISTINA ABBOTT (COLORADO SPRINGS, CO)

Female Adult 40-44

7/20/2013

1. JULIE O'NEILL (MONUMENT, CO)
2. SUZANNE DUBOIS (COLORADO SPRINGS, CO)
3. KIM STOECKEL (COLORADO SPRINGS, CO)

Female Adult 45-49

7/20/2013

1. INGRID HIBBITTS (COLORADO SPRINGS, CO)
2. SUSAN DALLAM (COLORADO SPRINGS, CO)
3. LAURIE DEWEY (COLORADO SPRINGS, CO)

Female Adult 50-54

7/20/2013

1. MARLENE KORT (COLORADO SPRINGS, CO)
2. KIM WESTERMAN-BECHTHOLD (PUEBLO WEST, CO)
3. [KATE](#) BAINES-LYMAN (COLORADO SPRINGS, CO)

Female Adult 55-59

7/20/2013

1. MOLLY ANSFIELD (COLORADO SPRINGS, CO)
2. PATTY BONTRAGER-VANTASSEL (ELBERT, CO)

[Female](#) Adult 60-64

7/20/2013

1. CHERYL HIGDON HOLLOWAY (PUEBLO WEST, CO)

Female Youth 10-11

7/20/2013

1. ABBY INMAN (ROXBOROUGH, CO)
2. ISABELA KRUECK (LITTLETON, CO)
3. CASSIDY HICKEY (PARKER, CO)

Female Youth 12-13

7/20/2013

1. JADE MOUNTAIN (ELLINWOOD, KS)
2. LIBERTY RICCA (COLORADO SPRINGS, CO)
3. HADLEY JASON (HIGHLANDS RANCH, CO)

Female Youth 14-15

7/20/2013

1. LINA KRUECK (LITTLETON, CO)
2. KIM SANDBACH (WOODY CREEK, CO)
3. (,)

Female Youth 8-9

7/20/2013

1. MANDY FLEETWOOD (PARKER, CO)
2. FRANCESCA JORDAN (COLORADO SPRINGS, CO)
3. AUDREY INMAN (ROXBOROUGH, CO)

Male Adult 16-19

7/20/2013

1. ADAM MCKITTRICK (COLORADO SPRINGS, CO)
2. SEAN LINK (PARKER, CO)
3. GAVIN VAN HORN (COLORADO SPRINGS, CO)

Male Adult 20-24

7/20/2013

1. JONATHAN DOLATA (COLORADO SPRINGS, CO)
2. RAUL MEDINA (COLORADO SPRINGS, CO)

Male Adult 25-29

7/20/2013

1. RYAN INMAN (COLORADO SPRINGS, CO)
2. ZACHARY CEPAK (LITTLETON, CO)
3. MARK VOLLE (COLORADO SPRINGS, CO)

Male Adult 30-34

7/20/2013

1. JOSEPH SUNDY (COLORADO SPRINGS, CO)
2. JEFFREY SCHMIDT (COLORADO SPRINGS, CO)
3. KEVIN BALDERMANN (AURORA, CO)

Male Adult 35-39

7/20/2013

1. ERIC TAYLOR (HIGHLANDS RANCH, CO)
2. JOSH FULLER (COLORADO SPRINGS, CO)
3. JEFF RUYS (HIGHLANDS RANCH, CO)

Male Adult 40-44

7/20/2013

1. YANIV ATZMON (COLORADO SPRINGS, CO)
2. NATHANIEL KISERGREEN (COLORADO SPRINGS, CO)
3. PHILIP GOFF (CLOVIS, NM)

Male Adult 45-49

7/20/2013

1. ALEXANDER GLOVER (CENTENNIAL, CO)
2. MICHAEL SADIARIN (COLORADO SPRINGS, CO)
3. THOMAS GIANNETTINO (AUBURN, NY)

Male Adult 50-54

7/20/2013

1. RICK BECKWITH (LONGMONT, CO)
2. MICHAEL HUNTER (COLORADO SPRINGS, CO)
3. DAVID MEYER (COLORADO SPRINGS, CO)

Male Adult 55-59

7/20/2013

1. WILL MURRAY (BOULDER, CO)
2. JOSEPH TURCOTTE (COLORADO SPRINGS, CO)
3. WARREN ROACH (COLORADO SPGS, CO)

Male Adult 60-64

7/20/2013

1. JOSE VALDES (WINDSOR, CO)
2. ROBERT WIGINGTON (BOULDER, CO)
3. PAUL MAGARELLI (COLORADO SPRINGS, CO)

Male Adult 65-69

7/20/2013

1. ROB LADEWIG (COLORADO SPRINGS, CO)
2. DAVE DIAZ (PUEBLO, CO)
3. JIM BECKENHAUPT (COLO. SPGS., CO)

Male Adult 70-74

7/20/2013

1. JIM SHALEEN (WOODLAND PARK, CO)

Male Youth 10-11

7/20/2013

1. MICHAEL DUDZIC (GREENWOOD VILLAGE, CO)
2. DOMYNIKO JORDAN (COLORADO SPRINGS, CO)
3. WILLIAM LOCASCIO (DENVER, CO)

Male Youth 12-13

7/20/2013

1. MARK MCNABB (WESTMINSTER, CO)
2. GARRETT SNEED (CASTLE ROCK, CO)
3. DILLON HIMES (LITTLETON, CO)

Male Youth 14-15

7/20/2013

1. GRAYSON BARBER (HIGHLANDS RANCH, CO)
2. DREW SOTEBEER (PARKER, CO)
3. TRISTAN CAMP-LAGUEUX (DENVER, CO)

Male Youth 8-9

7/20/2013

1. VOLE SPRING (BOULDER, CO)
2. MASON OLIVA (CENTENNIAL, CO)
3. TREY GRUBE (HIGHLANDS RANCH, CO)

USAT #	Last Name	First Name	Sex	DOB	Email
	Meyer	Philip	M	07/09/1994	philip.meyer@mywheaton.edu
537788	Athey	Chris	M	03/08/1991	cjathey@msn.com
168790	Oseland	Neal	M	05/29/1969	marathoner31@hotmail.com
	Atzmon	Yaniv	M	06/25/1971	yanni@deepwaterco.com
559625	Mckittrick	Adam	M	02/12/1996	kathleenrick@earthlink.net
	Kisergreen	Nathaniel	M	02/26/1970	nathanielete@yahoo.com
	Warren	Kathrine	F	09/01/1989	Litlmoose1@sbcglobal.net
	Dolata	Jonathan	M	12/13/1991	jadolatadr@comcast.net
	Medina	Raul	M	06/04/1990	medinaraul10@aol.com
	Taylor	Eric	M	07/22/1976	EJTAY1@YAHOO.COM
	Fuller	Josh	M	04/21/1977	fullerflyer@yahoo.com
	Ruys	Jeff	M	12/31/1977	jruys@yahoo.com
220016	Sundy	Joseph	M	12/30/1980	joe_sundy@yahoo.com
494655	Spradley	Larry	M	02/01/1977	msprad@msn.com
	Inman	Ryan	M	08/02/1985	rinmanrunner@gmail.com
	Meadows	Anastasia	F	08/17/1981	Meadowsdvm@yahoo.com
574263	Schmidt	Jeffrey	M	07/16/1979	jeffleafh2o@yahoo.com
	Glover	Alexander	M	06/10/1967	Apglover@cox.net
	Cepak	Zachary	M	06/23/1986	zaccepak@yahoo.com
	Volle	Mark	M	01/28/1986	markvolle@gmail.com
504809	Neunaber	Meghan	F	05/30/1980	goobergirl98@yahoo.com
	Valdes	Jose	M	06/24/1952	colovaldes@msn.com
	Hoffert	Jordan	F	01/06/1979	runbaby321@aim.com
	Beckwith	Rick	M	08/24/1962	clbdds@comcast.net
	Kivlehan	Anthony	M	09/13/1984	anthony.kivlehan@yahoo.com
	Murray	Will	M	05/14/1954	will@willmurraycompany.com
	O'Neill	Julie	F	06/19/1972	joneill1972@yahoo.com
	Link	Sean	M	08/12/1996	seanybaggins@yahoo.com
	Turcotte	Joseph	M	09/09/1958	jturcotte9@gmail.com
	Hunter	Michael	M	01/14/1963	mh9@outlook.com
	Meyer	David	M	04/12/1961	david.c.meyer.civ@mail.mil
	Goff	Philip	M	07/05/1969	dawnmci@aol.com
	Hibbitts	Ingrid	F	09/16/1966	irongirl4@comcast.net
	Archuleta	Rob	M	04/21/1973	addict2athlete@yahoo.com
496828	Steves	Gwen	F	01/01/1979	gwendolfish@yahoo.com
	Baldermann	Kevin	M	05/16/1979	kevinbald@yahoo.com
151411	Ladewig	Rob	M	12/13/1948	ROB.LADEWIG@GMAIL.COM
	Steves	Justin	M	01/23/1974	justinsnak@aol.com
	Chavez	Christina	F	04/05/1997	demi.chavez@gsa.gov
	Haley	Daniel	M	04/23/1985	Dan_haley9@hotmail.com
	Warner	Sean	M	02/15/1972	seanmwarner@gmail.com
50952351-01	Glaspie	Kevin	M	12/18/1981	fishhook0321@gmail.com
	Rahaman	Vincent	M	07/12/1960	vnrhall@hotmail.com

145367	Reid	Shawn	M	07/27/1984	shawn.reid98@yahoo.com
	Mcjoynt	Kelly	M	01/29/1970	K_mcjoynt@hotmail.com
	Trran	Thang	M	03/19/1985	thangtranq@gmail.com
	Doe	Elizabeth	F	03/16/1993	doee@spu.edu
	Mcquade	Leah	F	09/03/1982	leah.mcquade@gmail.com
	Vecchio	Christina	F	10/30/1984	christy_860@hotmail.com
	Dallam	Susan	F	12/23/1967	georgeorsusan@comcast.net
	Collins	Gregory	M	04/30/1963	racer97x@comcast.net
	Diaz	Dave	M	08/09/1948	diazsd@aol.com
	Ruys	Stephanie	F	03/13/1979	slruys@yahoo.com
	Ayers	Mark	M	11/29/1960	mark.ayers@us.army.mil
	Sprecher	Brad	M	12/30/1980	bsprech_usaf@yahoo.com
	Schellhase	Holland	F	10/18/1996	alex.schellhase@gmail.com
	Roach	Warren	M	02/27/1956	wrjr@lqc.com
	Sadiarin	Michael	M	12/22/1968	mikesadiarin@gmail.com
	Dallam	George	M	07/18/1959	georgeorsusan@comcast.net
	Dubois	Suzanne	F	08/05/1969	suzdubois92@gmail.com
476734	Quinn	Kallie	F	02/15/1976	kallece.quinn@usoc.org
	Borchard	Johanna	F	02/28/1983	k_h_borchard@yahoo.com
	Grob	Sydney	F	11/12/1996	sydneygrob@gmail.com
	Esher	Justin	M	05/08/1980	Esher2007@yahoo.com
	Zywicki	Timothy	M	09/10/1959	zywickit@msn.com
	Giannettino	Thomas	M	04/28/1968	tagmlg1981@roadrunner.com
	Holloway	Seth	M	05/31/1982	holloway.seth@gmail.com
	Lund	Leslie	F	04/22/1981	Lesliepaigelund@gmail.com
	Kuckenbaker	Kris	M	08/01/1972	kriskook@gmail.com
	Austin	Shelby	M	12/30/1973	shelby@austin-ins-agency.com
	Leonard	John	M	03/18/1956	johnmleonard@yahoo.com
	Williams	Catherine	F	08/01/1994	cwilli25@nd.edu
	Stoeckel	Kim	F	10/13/1972	kferrick2000@yahoo.com
2099631519	Hylton	Melissa	F	01/19/1988	melissa.hylton@gmail.com
	Debelak	Aaron	M	01/15/1983	Aaronwilliam@icloud.com
	van Horn	Charles	M	01/02/1966	chazcolorado@hotmail.com
	Kort	Marlene	F	06/14/1961	allkorts@aol.com
2085094685	Lee	Ian	M	07/18/1985	vikfan03@yahoo.com
	Bowden	Randall	M	09/26/1959	bowden_rg@yahoo.com
	Smelser	Kit	M	07/28/1964	storymannkit@yahoo.com
	Westerman-Bechthold	Kim	F	03/20/1962	kwbechthold@hotmail.com
	Crawmer	John	M	06/01/1984	crawmerjohn@gmail.com
	Fuller	Jennifer	F	07/26/1977	jschiessler@hotmail.com
	van Horn	Gavin	M	10/01/1997	sirgavinvh@gmail.com
597	Boucher	Daniel	M	06/06/1971	danisgreat2006@yahoo.com
	Carpenter	Austin	M	08/11/1995	tmasj@live.com
	Vanis	Mark	M	02/17/1987	markvanis@gmail.com

2099752068	Jones	Chris	M	03/24/1967	go.ask.jonesy@gmail.com
	Weeber	Mark	M	01/31/1981	mdweeber@gmail.com
	Vantassel	Christian	M	01/20/1995	cvantassel95@hotmail.com
	Dolata	Jenna	F	09/04/1989	Jennaleigh12@hotmail.com
281469	Atencio	Leroy	M	07/20/1968	a10co91@yahoo.com
	Ansfield	Molly	F	11/21/1956	skimore55@gmail.com
	Bultema	Patrick	M	07/07/1959	patrick@bultema.com
	Giles	Colby	M	04/27/1976	colby.giles@gmail.com
	Wigington	Robert	M	02/16/1951	rwigington@tnc.org
	Baines-Lyman	Kate	F	10/23/1962	kinco62@hotmail.com
	Thomas	Christopher	M	01/03/1975	christopher.d.thomas@us.army.mil
	Cefus	Kathleen	F	07/01/1970	ekcefus@msn.com
	Dewey	Laurie	F	02/19/1967	Laurie.dewey@me.com
	Brown	Jesse	M	12/13/1995	tc0606@aol.com
	Beckenhaupt	Jim	M	04/27/1947	jimthegrouch@gmail.com
	Rebol	Amanda	F	08/19/1985	a.e.rebol@gmail.com
	Williamson	Robert	M	09/21/1974	pilotchilly@gmail.com
	Eaton	Stephen	M	08/02/1967	Stephenceaton007@gmail.com
	Ryu	Jennifer	F	02/22/1987	koalaryu@gmail.com
	Franco	Paul	M	04/29/1965	paulinthesprings@yahoo.com
	Swank	Kaylyn	F	03/28/1993	kswank3@yahoo.com
567100	Hembree	Daniel	M	12/18/1970	djhembree@msn.com
	Abbott	Christina	F	03/21/1974	Abbottactivities@yahoo.com
	Maurio	Robert	M	11/20/1961	bob.maurio@hotmail.com
	Myers	Roger	M	09/21/1948	rogerm48@earthlink.net
	Diaz	Stacey	F	09/21/1960	diazsd@aol.com
2034828-00	Johnson	Judy	F	11/07/1968	jefjud2@aol.com
	Magarelli	Paul	M	09/17/1953	pcmagarelli@gmail.com
	Spinuzzi	Kristine	F	05/02/1969	kspinuzzi@comcast.net
	Allen	Scott	M	07/10/1971	Sallen8kds@msn.com
	Castaneda	Jennifer	F	02/11/1987	j.lacey.castaneda@gmail.com
	Turner	Nga	F	11/09/1965	ngaturner@yahoo.com
	Ottmann	Tim	M	09/24/1960	tim.ottmann@dcsdk12.org
	Berge	David	M	08/05/1954	bergeinsprings@gmail.com
	Kay	Evan	M	10/06/1996	dankaypc@qwestoffice.net
	Medina	Rebecca	F	03/25/1970	medxpres1@msn.com
	Schaffer	Guthrie	M	02/27/1970	guthtrace@yahoo.com
	Oehler	Brian	M	03/18/1985	brianoehler@gmail.com
	Brady	Jill	F	11/30/1975	jibrady@hotmail.com
	Mathews	Spencer	M	04/29/1975	mathe305@aol.com
	Miller	Angela	F	04/16/1969	jaalmiller@gmail.com
	Jester	Emanuel	M	06/19/1978	fifthvalve@gmail.com
	Schober	Vicki	F	06/14/1970	drvickischober@gmail.com
	Oravec	Anne	F	03/16/1983	anne.oravec@asu.edu

	Kay	Dan	M	02/28/1960	dankaypc@qwestoffice.net
	Sanborn	Howard	M	05/27/1982	howie.sanborn@gmail.com
	Harrington	Kari	F	06/08/1972	harringtonkari@mac.com
2095181957	Thomas	Melissa	F	07/29/1982	melissa.marie.thomas@us.army.mil
	Gasperson	Courtney	F	05/22/1980	courtney.m.gasperson@gmail.com
	Drexler	Michael	M	06/01/1975	mdrexler@sc.younglife.org
	Lafontaine	Ilissa	F	03/09/1988	ilissalafontaine@gmail.com
	Espinoza	Laura	F	07/02/1982	Laura.espinoza@comcast.net
	Canipe	Terry	M	05/07/1956	terrismellgood@msn.com
	Irwin	Casey	M	09/02/1958	caseyirwin@bresnan.net
	Lane	Shawna	F	03/30/1988	ShawnaR.Lane@gmail.com
	Wild	Jennifer	F	06/23/1980	jennywild23@hotmail.com
36091860	Hunke	Sarah	F	01/31/1980	shunke@csu.org
	Gurule	Debbie	F	05/14/1964	gurule23@comcast.net
	Lyman	Carl	M	08/17/1957	carllyman@comcast.net
	Garrison	Wendy	F	01/05/1967	Scoonerwendy@gmail.com
2095845038	Higdon Holloway	Cheryl	F	01/26/1953	royallegacypublishing@gmail.com
	Drexler	Lori	F	08/16/1971	ldrexler@me.com
	Sanders	Kristina	F	11/02/1981	red.tib00@gmail.com
	Ceballos	Tamisha	F	06/06/1977	tc0606@aol.com
2013352554	Sheehy	Patrick	M	07/26/1950	Patrick.Sheehy@comcast.net
	Bartlett	Blair	F	08/02/1984	BearBMJ@aol.com
	Mathews	Mande	F	05/31/1979	mande.mathews@gmail.com
	Drexler	Gina	F	05/28/1975	gdrexler@sc.younglife.org
	Dijk	Jenn	F	07/17/1981	jldyk@yahoo.com
	Eacker	Cheryl	F	11/28/1962	ceacker4@msn.com
	Shaleen	Jim	M	03/03/1939	Mnt_high@hotmail.com
	Bontrager-Vantassel	Patty	F	09/21/1956	writepatty68@hotmail.com
	Clements	Chris	M	10/13/1976	chriscléments@hotmail.com
	Johnson	Victor	M	12/16/1947	vicjohnson@aol.com

State	Zip Code	Country	Category	Final Time
CO	80906	USA	age group	0:57:35.2
CO	80121	USA	age group	0:58:25.4
CO	80921	USA	age group	0:59:28.6
CO	80908	USA	age group	1:01:05.0
CO	80924	USA	age group	1:01:40.8
CO	80904	USA	age group	1:02:28.6
CO	80918	USA	age group	1:02:29.1
CO	80903	USA	age group	1:04:46.6
CO	80907	USA	age group	1:05:00.0
CO	80130	USA	age group	1:06:25.0
CO	80904	USA	age group	1:07:03.2
CO	80130	USA	age group	1:07:10.2
CO	80921	USA	age group	1:07:26.4
CO	80111	USA	age group	1:07:35.9
CO	80923	USA	age group	1:07:52.5
CO	80923	USA	age group	1:07:56.1
CO	80926	USA	age group	1:08:06.2
CO	80112	USA	age group	1:08:06.7
CO	80127	USA	age group	1:08:07.4
CO	80919	USA	age group	1:08:08.3
MO	63033	USA	age group	1:09:42.5
CO	80550	USA	age group	1:09:57.6
CO	80907	USA	age group	1:10:11.4
CO	80504	USA	age group	1:10:22.0
CO	80923	USA	age group	1:10:39.2
CO	80302	USA	age group	1:11:47.5
CO	80132	USA	age group	1:12:05.1
CO	80138	USA	age group	1:12:14.9
CO	80918	USA	age group	1:12:16.7
CO	80906	USA	age group	1:12:46.7
CO	80906	USA	age group	1:13:05.4
NM	88101	USA	age group	1:13:05.9
CO	80919	USA	age group	1:13:08.1
CO	81004	USA	age group	1:13:11.9
CO	81007	USA	age group	1:13:15.2
CO	80013	USA	age group	1:14:02.3
CO	80920	USA	age group	1:14:08.0
CO	81007	USA	age group	1:14:23.4
CO	80126	USA	age group	1:14:32.3
CO	80921	USA	age group	1:14:38.6
CO	80829	USA	age group	1:14:39.4
CO	80920	USA	age group	1:15:27.0
CO	80901	USA	age group	1:15:30.4

CO	81001	USA	age group	1:15:48.6
CO	80924	USA	age group	1:15:55.4
CO	80919	USA	age group	1:16:17.1
CO	80921	USA	age group	1:16:30.9
CO	80903	USA	age group	1:16:31.2
CO	80910	USA	age group	1:16:35.9
CO	80918	USA	age group	1:16:54.6
CO	80907	USA	age group	1:16:55.8
CO	81005	USA	age group	1:17:03.5
CO	80130	USA	age group	1:17:04.4
CO	80924	USA	age group	1:17:20.6
CO	80911	USA	age group	1:17:20.7
CO	80129	USA	age group	1:17:26.4
CO	80906	USA	age group	1:17:56.8
CO	80951	USA	age group	1:18:15.4
CO	80918	USA	age group	1:18:36.0
CO	80921	USA	age group	1:19:34.9
CO	80922	USA	age group	1:19:47.5
CO	80919	USA	age group	1:20:24.9
CO	80439	USA	age group	1:20:33.7
CO	80906	USA	age group	1:20:49.7
CO	80922	USA	age group	1:21:11.4
NY	13021	USA	age group	1:21:46.0
CO	81007	USA	age group	1:21:48.5
CO	80907	USA	age group	1:21:51.3
CO	80829	USA	age group	1:21:55.4
CO	81005	USA	age group	1:22:05.1
CO	80921	USA	age group	1:22:25.5
TX	75225	USA	age group	1:22:35.6
CO	80915	USA	age group	1:22:46.3
CO	80904	USA	age group	1:22:51.3
CO	80904	USA	age group	1:22:54.8
CO	80918	USA	age group	1:23:05.7
CO	80917	USA	age group	1:23:09.1
CO	80903	USA	age group	1:23:15.8
TX	78413	USA	age group	1:23:15.9
CO	80910	USA	age group	1:23:18.6
CO	81007	USA	age group	1:23:42.4
CO	80905	USA	age group	1:24:05.9
CO	80920	USA	age group	1:24:10.3
CO	80918	USA	age group	1:24:13.6
CO	80923	USA	age group	1:24:21.7
CO	80922	USA	age group	1:24:45.4
CO	80923	USA	age group	1:24:48.2

CO	80109	USA	age group	1:24:48.3
CO	80907	USA	age group	1:24:49.0
CO	80106	USA	age group	1:25:07.9
CO	80903	USA	age group	1:25:30.8
CO	81007	USA	age group	1:25:31.2
CO	80906	USA	age group	1:25:43.3
CO	80903	USA	age group	1:25:57.5
CA	92109	USA	age group	1:26:42.4
CO	80304	USA	age group	1:27:01.4
CO	80915	USA	age group	1:27:06.6
CO	80809	USA	age group	1:27:31.6
CO	80814	USA	age group	1:27:39.2
CO	80908	USA	age group	1:27:45.6
CO	80831	USA	age group	1:28:11.2
CO	80903	USA	age group	1:28:15.5
CO	80701	USA	age group	1:28:16.8
CO	80924	USA	age group	1:28:21.0
CO	80906	USA	age group	1:28:44.9
CO	80301	USA	age group	1:29:07.6
CO	80904	USA	age group	1:29:36.1
CO	80016	USA	age group	1:29:44.7
CO	80132	USA	age group	1:29:48.4
CO	80924	USA	age group	1:29:53.9
CO	80920	USA	age group	1:30:03.9
CO	80215	USA	age group	1:30:33.3
CO	81005	USA	age group	1:30:33.9
CO	80904	USA	age group	1:30:42.0
CO	80903	USA	age group	1:30:46.7
CO	81005	USA	age group	1:31:04.9
CO	80923	USA	age group	1:31:24.1
CO	80927	USA	age group	1:31:42.2
CO	80906	USA	age group	1:31:53.2
CO	80134	USA	age group	1:32:17.2
CO	80829	USA	age group	1:32:24.7
CO	80919	USA	age group	1:32:26.5
CO	81008	USA	age group	1:32:44.8
CO	80112	USA	age group	1:32:47.5
CO	80210	USA	age group	1:33:11.2
CO	80907	USA	age group	1:33:26.9
CO	81007	USA	age group	1:34:00.0
CO	80924	USA	age group	1:34:17.9
CO	80922	USA	age group	1:34:18.5
CO	80920	USA	age group	1:34:58.7
CO	80020	USA	age group	1:35:25.7

CO	80919	USA	age group	1:35:30.3
NC	28306	USA	age group	1:35:38.4
CO	80924	USA	age group	1:35:45.3
CO	80809	USA	age group	1:37:26.9
CO	80127	USA	age group	1:37:48.8
CO	80921	USA	age group	1:38:22.5
CO	80120	USA	age group	1:38:43.7
CO	81005	USA	age group	1:38:54.5
CO	80919	USA	age group	1:39:17.8
CO	81050	USA	age group	1:39:43.1
CO	80443	USA	age group	1:40:43.4
CO	80014	USA	age group	1:41:03.5
CO	80919	USA	age group	1:41:10.4
CO	81005	USA	age group	1:42:05.0
CO	80915	USA	age group	1:44:29.2
CO	81001	USA	age group	1:45:29.0
CO	81007	USA	age group	1:45:55.3
CO	80921	USA	age group	1:45:57.7
CO	80906	USA	age group	1:46:09.2
CO	80831	USA	age group	1:46:10.5
CO	80904	USA	age group	1:46:39.6
CO	80908	USA	age group	1:47:34.1
CO	81007	USA	age group	1:48:11.1
CO	80921	USA	age group	1:48:57.7
MT	59106	USA	age group	1:51:11.6
CO	80918	USA	age group	1:51:18.2
CO	80863	USA	age group	2:02:48.1
CO	80106	USA	age group	2:10:44.6
CO	80911	USA	age group	2:11:24.1
CO	80920	USA	age group	2:27:32.1

USAT #	Last Name	First Name	Sex	DOB	Email
2095778838	Dudzic	Michael	M	12/22/2002	dudzic@yahoo.com
	Inman	Abby	F	07/31/2002	tarynandsam@hotmail.com
	Krueck	Isabela	F	07/13/2002	Dikrueck@comcast.net
2095141507	Jordan	Domyniko	M	08/03/2002	a6packofjordans@yahoo.com
	Locascio	William	M	02/08/2002	cjloc95@aol.com
	Hickey	Cassidy	F	05/08/2003	kriszg@hotmail.com
	Mountain	Isaac	M	11/03/2003	mountaindesigns7@yahoo.com
2065100337	Fleetwood	Mandy	F	04/13/2004	LoanFleetwood@cs.com
	Spring	Vole	M	02/09/2005	darek@daronto.com
	Oliva	Mason	M	05/13/2004	Kimsoliva@gmail.com
	Grube	Trey	M	01/20/2004	crgrube@yahoo.com
	King	Gabriel	M	10/28/2002	kingecky@comcast.net
	Dudley	Cruzie	F	10/12/2003	cwdudley@gmail.com
377759	Beckwith	Lindsay	F	01/28/2002	clbdds@comcast.net
565898	Ricca	Chance	M	03/10/2003	riccagofast@gmail.com
2099771329	Scholz	Evan	M	08/07/2003	scholz.ben@gmail.com
	Delaney	Lily	F	09/11/2003	gtpoohbear@q.com
2099771604	Boutelle	Caleb	M	02/17/2003	garyboutelle@yahoo.com
2099653030	Jordan	Francesca	F	06/17/2005	a6packofjordans@yahoo.com
	Inman	Audrey	F	11/19/2004	tarynandsam@hotmail.com
2099726500	Guentensberger	Rylie	F	09/10/2004	zigmeg0706@yahoo.com
	Neunaber	Olivia	F	07/15/2003	goobergirl98@yahoo.com
	Spring	Masen	M	02/09/2005	darek@daronto.com
	O'boyle	Kian	M	02/02/2004	oboz@yahoo.com
	Saunders	Abigail	F	12/15/2005	pattisaunders@gmail.com
	Boutelle	Lauren	F	12/01/2004	garyboutelle@yahoo.com
	Buecher	Stuart	M	06/27/2004	buechers@msn.com
	Clements	Indie	F	07/07/2002	chriscléments@hotmail.com

State	Zip Code	Country	Category	Final Time
CO	80121	USA	age group	0:24:41.4
CO	80125	USA	age group	0:26:54.3
CO	80125	USA	age group	0:26:54.4
CO	80920	USA	age group	0:27:51.0
CO	80237	USA	age group	0:27:51.3
CO	80138	USA	age group	0:28:26.9
KS	67526	USA	age group	0:29:10.2
CO	80138	USA	age group	0:29:20.1
CO	80301	USA	age group	0:29:30.8
CO	80122	USA	age group	0:29:33.5
CO	80126	USA	age group	0:30:14.0
CO	80503	USA	age group	0:31:02.2
CO	80504	USA	age group	0:31:41.4
CO	80504	USA	age group	0:31:58.0
CO	80921	USA	age group	0:32:03.8
CO	80016	USA	age group	0:32:09.8
CO	80923	USA	age group	0:32:28.4
CO	80920	USA	age group	0:32:33.3
CO	80920	USA	age group	0:33:55.6
CO	80125	USA	age group	0:34:36.1
CO	80109	USA	age group	0:35:49.8
MO	63033	USA	age group	0:39:03.2
CO	80301	USA	age group	0:39:41.9
CO	80906	USA	age group	0:41:27.9
CO	80503	USA	age group	0:42:04.4
CO	80920	USA	age group	0:44:52.5
CO	80127	USA	age group	0:49:18.0
CO	80911	USA	age group	0:53:55.9

USAT #	Last Name	First Name	Sex	DOB	Email
	Barber	Grayson	M	11/10/1998	jbarberdesign@ureach.com
311524	Sotebeer	Drew	M	11/25/1999	jsotebeer@msn.com
	Camp-Lagueux	Tristan	M	07/08/1999	FrancoisLagueux@comcast.net
	Krueck	Lina	F	12/01/1998	Douglas.Krueck@comcast.net
	Podhajsky	Austin	M	04/23/1999	bpodhajsky@yahoo.com
	Oliva	Morgan	M	09/27/1999	kimsoliva@gmail.com
	Mountain	Jade	F	04/10/2000	mountaindesigns7@yahoo.com
2008450899	Achziger	Keenan	M	10/04/1998	phronsie@comcast.net
538010	Ricca	Liberty	F	07/24/2001	riccagofast@gmail.com
346900	Mcnabb	Mark	M	02/08/2000	lois.mcnabb@anadarko.com
	Sandbach	Kim	F	06/04/1998	sandbachus@gmail.com
	Dicke	Joseph	M	09/24/1999	mihoyamada@earthlink.net
	Austin	Maia	F	02/27/1998	carolinahusker@yahoo.com
	Turner	Dylan	M	09/12/1999	robertsnk@yahoo.com
	Durbin	Everett	M	12/29/1999	g.p.durbin@gmail.com
	Sneed	Garrett	M	01/15/2000	asneed@american-usa.com
503238	Jason	Hadley	F	05/13/2001	heidi.jason@yahoo.com
2095794329	Beckwith	Zack	M	10/18/1999	clbdds@comcast.net
2099771332	Scholz	Cullen	M	04/29/1999	scholz.ben@gmail.com
	Garcia	Trinity	F	03/14/2000	garciagang@gmail.com
	Walinchus	Madison	F	06/06/1999	marywalinchus@gmail.com
	Duncan	Nadia	F	02/26/1999	whit88@gmail.com
	Hesse	Albert	M	11/02/1998	alberthesse98@gmail.com
	Camp-Lagueux	Gabrielle	F	05/13/2001	FrancoisLagueux@comcast.net
	Vandenberg	Inge	F	05/03/2001	Vandenberg.kris@gmail.com
	Himes	Dillon	M	10/27/2000	tigger1234567890@hotmail.com
	Sandal	Nicole	F	06/07/1999	Cjsandal@gmail.com
	Mountain	Jordan	M	05/23/2001	mountaindesigns7@yahoo.com
	Mendrala	Joshua	M	08/01/1999	smendrala@me.com
	Gerdes	Jonathan	M	09/16/1999	douglasdcm@comcast.net
	Jensen	Josephine	F	11/24/2000	TheColoradoJensens@msn.com
	Schellhase	Chloe	F	02/21/1998	alex.schellhase@gmail.com
	Florek	Nina	F	10/03/2001	florek4@comcast.net
	Cefus	Ethan	M	12/15/2000	ekcefus@msn.com

State	Zip Code	Country	Category	Final Time
CO	80129	USA	age group	0:36:06.5
CO	80138	USA	age group	0:36:31.1
CO	80237	USA	age group	0:37:15.8
CO	80125	USA	age group	0:38:39.2
CO	80138	USA	age group	0:39:12.4
CO	80122	USA	age group	0:39:20.3
KS	67526	USA	age group	0:41:06.4
CO	80129	USA	age group	0:41:47.0
CO	80921	USA	age group	0:42:22.0
CO	80023	USA	age group	0:42:36.3
CO	81656	USA	age group	0:42:59.5
CO	80921	USA	age group	0:43:08.8
NV	89015	USA	age group	0:43:19.7
CO	80921	USA	age group	0:43:49.3
CO	80465	USA	age group	0:43:57.1
CO	80109	USA	age group	0:44:17.1
CO	80126	USA	age group	0:44:41.3
CO	80504	USA	age group	0:44:45.9
CO	80016	USA	age group	0:44:54.6
CO	80128	USA	age group	0:45:14.9
CO	80125	USA	age group	0:45:52.0
CO	80916	USA	age group	0:46:00.8
CO	80906	USA	age group	0:46:11.2
CO	80237	USA	age group	0:46:20.3
CO	81631	USA	age group	0:47:16.0
CO	80125	USA	age group	0:47:22.9
CO	80921	USA	age group	0:47:56.3
KS	67526	USA	age group	0:47:57.6
CO	80138	USA	age group	0:48:23.8
CO	80907	USA	age group	0:49:33.1
CO	80433	USA	age group	0:52:53.6
CO	80129	USA	age group	0:56:44.8
CO	80920	USA	age group	0:58:32.3
CO	80814	USA	age group	1:02:27.7



2013 Results

Ultimate Frisbee

Coed Bronze Medal

7/27/2013

1. BO PHILLIPS (GROVETOWN, GA)
1. MEGAN FISHER (COLORADO SPRINGS, CO)
1. KADEN MONNETT (COLORADO SPRINGS, CO)
1. MATT ZENER (, CO)
1. MICHAEL BOWLBY (KERRVILLE, TX)
1. MATT ZIA (COLORADO SPRINGS, CO)
1. GARRETT MOULDER (COLORADO SPRINGS, CO)
1. KYLE TRUNCER (COLORADO SPRINGS , CO)
1. DANIEL MULITAUOPELE (COLORADO SPRINGS, CO)
1. WES SPARKES (COLORADO SPRINGS, CO)
1. SPENCER OUIRE (COLORADO SPRINGS, CO)

Coed Gold Medal

7/27/2013

1. MICHAEL HANG (Colorado Springs, CO)
1. SHAWN COLEMAN (COLORADO SPRINGS, CO)
1. JUSTIN MILLER (COLORADO SPRINGS, CO)
1. CORY CANTARELLA (COLORADO SPRINGS, CO)
1. DAN CHAO (BOULDER, CO)
1. MICHAEL RUMA (COLORADO SPRINGS, CO)
1. MATTHEW BOLIAN (COLORADO SPRINGS, CO)
1. DAKOTA MASSON (ELBERT, CO)
1. MATTY GOODALE (COLORADO SPRINGS, CO)
1. CAITLIN TAMBLYN (COLORADO SPRINGS, CO)
1. LIANA GRAUDREAU (COLORADO SPRINGS, CO)
1. DARREN SAKAMOTO (COLORADO SPRINGS, CO)

Coed Silver Medal

7/27/2013

1. BRYAN BOSCH (COLORADO SPRINGS, CO)
1. TIM SETTLES (COLORADO SPRINGS, CO)
1. KEVIN FARNEY (COLORADO SPRINGS, CO)

1. ANTHONY ABRAHAM (COLORADO SPRINGS, CO)
1. KYLE VAN ZILE (COLORADO SPRINGS, CO)
1. ADAN CERDA (COLORADO SPRINGS, CO)
1. MICHAEL LIN (COLORADO SPRINGS, CO)
1. DIANA JANSEN (COLORADO SPRINGS, CO)
1. MELINDA ALVEY (COLORADO SPRINGS, CO)
1. ADITHYA RAVICHANDRAN (COLORADO SPRINGS, CO)

| [All Sports](#) |



2013 Results

Volleyball - Beach & Grass

Female Team Adult A Beach

7/27/2013

1. **BOSLEY/SANDERS** PEYTON, CO
2. **TEAMTINA** COLORADO SPRINGS, CO
3. **CHALLENGE ACCEPTED** COLORADO SPRINGS, CO

Female Team Adult B Beach

7/27/2013

1. **LETS TALK ABOUT SETS** COLORADO SPRINGS, CO
2. **I'D HIT THAT!** COLORADO SPRINGS, CO
3. **TEAMBALLS** COLORADO SPRINGS, CO

Female Team Junior 15U Beach

7/27/2013

1. **SAND SHARKS** COLORADO SPRINGS, CO
2. **PURPLE DINOSAURS** COLORADO SPRINGS, CO

Female Team Junior 18U Beach

7/27/2013

1. **TEAMFREAKE** COLORADO SPRINGS, CO

Male Team Adult A Beach

7/27/2013

1. **PERRY/SCHMIDT** COLORADO SPRINGS, CO
2. **ADKINS/ROSENHAHN** COLORADO SPRINGS, CO
3. **LIKE I CARE** PEYTON, CO

Male Team Adult B Beach

7/27/2013

1. **TEAMMORT** COLORADO SPRINGS, CO
2. **THE SCOTTS** COLORADO SPRINGS, CO
3. **SONIC ICE** COLORADO SPRINGS, CO



2013 Results

Volleyball - Indoor & Sitting

Female Team Indoor Adult A

7/29/2013

1. **NEVADA KNEES** COLORADO SPRINGS, CO
2. **RIPPIN SKINS** COLORADO SPRINGS, CO
3. **SUGAR & SPIKES** COLORADO SPRINGS, CO

Male Team Indoor Adult A

7/29/2013

1. **C SPRINGS** COLORADO SPRINGS, CO
2. **EVA** BRIGGSDALE, CO
3. **D'FUZE** , CO

Male Team Indoor Adult B

7/29/2013

1. **SETS FROM BEHIND** COLORADO SPRINGS, CO
2. **COLORADO ROYALS** SUPERIOR, CO
3. **BALLERS** FOUNTAIN, CO

| [All Sports](#) |



2013 Results

Weightlifting

Female Junior (18-20) Women's 69 kg

7/28/2013

1. VADEN HOLMES (PEYTON, CO) 114

Female Masters (35+) Women's +75 kg

7/28/2013

1. DARLA BRADFORD (LONGMONT, CO) 93
2. LINDA FISCHLEIN (COLORADO SPRINGS, CO) 49

Female Masters (35+) Women's 48 kg

7/28/2013

1. MARGRETTE CASTRO (DENVER, CO) 90

Female Masters (35+) Women's 58 kg

7/28/2013

1. AMY PATRICK (WESTMINSTER, CO) 106
2. SHIRLEY CALLAWAY (GRAND JUNCTION, CO) 84

Female Masters (35+) Women's 63 kg

7/28/2013

1. LINDA BROTHERS (BOULDER, CO) 100
2. KATIE WALKDEN (BOULDER, CO) 84
3. TIFFANY NAAS (CENTENNIAL, CO) 80

Female Masters (35+) Women's 75 kg

7/28/2013

1. NADIA BOLZ-WEBER (DENVER, CO) 108
2. MARGARET GRAHAM (BOULDER, CO) 98

Female School Age (12-17) Women's 48 kg

7/28/2013

1. PAIGE HOLMAN (PUEBLO WEST, CO) 72

Female Senior (21+) Women's +75 kg

7/28/2013

1. ASHLEY STEPHENS (COLORADO SPRINGS, CO) 173

Female Senior (21+) Women's 48 kg

7/28/2013

1. PAULA SCHOETTINGER (LAKEWOOD, CO) 103

Female Senior (21+) Women's 58 kg

7/28/2013

1. MEGAN HENRY (COLORADO SPRINGS, CO) 135
2. DANIELLE CAIN (NORTH PLATTE, NE) 117
3. MORGAN VLASSE (, CO) 86

Female Senior (21+) Women's 63 kg

7/28/2013

1. KATHLEEN O'NEILL (TEWKSBURY, MA) 164
2. MARY WHITLOCK (USAF ACADEMY, CO) 139
3. KIRSTEN OSTBY (COLORADO SPRINGS, CO) 99

Female Senior (21+) Women's 69 kg

7/28/2013

1. KIMPINSKE (COLORADO SPRINGS, CO) 141
2. LEAH POUND (CASTLE ROCK, CO) 130
3. MARGARET BARTHOLOMY (DENVER, CO) 124

Female Senior (21+) Women's 75 kg

7/28/2013

1. MEGAN LIPTAK (COLORADO SPRINGS, CO) 98

Male Junior (18-20) Men's +105 kg

7/28/2013

1. DOMINCK FARRIS (SANTA FE, NM) 234
2. ROBERT ZIEBA (DILLON, CO) 208

Male Junior (18-20) Men's 69 kg

7/28/2013

1. ISAIAH BAZAN (SANTA FE, NM) 175
2. NATE VIEYRA (NORTH PLATTE, NE) 161

Male Junior (18-20) Men's 85 kg

7/28/2013

1. DANIEL REILLY (BOULDER, CO) 237

Male Junior (18-20) Men's 85 kg

7/28/2013

1. BEN WETZEL (STEAMBOAT SPRINGS, CO) 249

Male Junior (18-20) Men's 85 kg

7/28/2013

2. BRIAN BENDER (BROOMFIELD, CO) 225
3. EFRAIN HERNANDEZ-COSYLEON (PUEBLO, CO) 224

Male Junior (18-20) Men's 94 kg

7/28/2013

1. DANIEL TEEL (COLORADO SPRINGS, CO) 217

Male Masters (35+) Men's +105 kg

7/28/2013

1. DON ROBBINS (LARAMIE, WY) 222
2. KYLE LOMBARDO (COLORADO SPRINGS, CO) 205

Male Masters (35+) Men's 69 kg

7/28/2013

1. RICHARD TRUJILLO (ARVADA, CO) 202

Male Masters (35+) Men's 77 kg

7/28/2013

1. ALLEN HEDRICK (PUEBLO WEST, CO) 178
2. MICHAEL HERRING (ARVADA, CO) 176
3. MARTIN SHIELY (ELIZABETH, CO) 150

Male Masters (35+) Men's 85 kg

7/28/2013

1. JOE LEAL (PUEBLO WEST, CO) 184
2. CHRISTOPHER CARTER (PUEBLO WEST, CO) 153
3. RUSSELL LEABCH (LONGMONT, CO) 140

Male Masters (35+) Men's 94 kg

7/28/2013

1. CHARLES JANICKI (HIGHLANDS RANCH, CO) 232
2. JASON LIVERMORE (FORT COLLINS, CO) 218

Male School Age (12-17) Mens 39 kg

7/28/2013

1. ULYSSES YARBROUGH (OHKAY OWINGEH, NM) 103
2. JORDAN ESTRADA (PUEBLO, CO) 49

Male School Age (12-17) Men's 44 kg

7/28/2013

1. TANNER DUDASCH (PUEBLO WEST, CO) 52
2. COLE FISHER (PUEBLO, CO) 47

Male School Age (12-17) Mens 50 Kg

7/28/2013

1. CLAY JOHNSON (NORTH PLATTE, NE) 64
2. GARRISON BAILEY (PUEBLO, CO) 56

Male School Age (12-17) Men's 56 kg

7/28/2013

1. BRADLEY BROUSSARD (PUEBLO WEST, CO) 68

Male School Age (12-17) Men's 62 kg

7/28/2013

1. BRANDON DRISCOLL (COLORADO SPRINGS, CO) 140

Male School Age (12-17) Men's 69 kg

7/28/2013

1. MICHAEL HOUSE (PUEBLO WEST, CO) 82
2. CHASE YOLK (, CO) 78

Male School Age (12-17) Men's 77 kg

7/28/2013

1. LIAM O'BRIEN (SANTA FE, NM) 127

Male Senior (21+) Men's 105 kg

7/28/2013

1. CHRISTOPHER BEHM (COLORADO SPRINGS, CO) 255

Male Senior (21+) Men's 77 kg

7/28/2013

1. TOSHIYA NISHIMURA (COLORADO SPRINGS, CO) 216
2. AARON FERENCIK (AURORA, CO) 200
3. EDWARD ISLA (BOULDER, CO) 195

Male Senior (21+) Men's 94 kg

7/28/2013

1. MARCIO FORLEO (FORT COLLINS, CO) 238
2. LABRON STEPHENS (COLORADO SPRINGS, CO) 237
3. NICHOLAS CONTINO (BOULDER, CO) 230

Male Senior (21+) Women's 53 kg

7/28/2013

1. KARINA VELEZ (LITTLETON, CO) 132
2. MEGHAN VALENTINE (DENVER, CO) 104