

THE PRIDE IS BACK... BORN IN AMERICA.

A line of five 1986 Plymouth cars driving on a dirt road at night. The cars are illuminated by their headlights, and the scene is set against a dark, wooded background. The cars are arranged in a diagonal line from the bottom left to the top right. The car in the foreground is a silver sedan, followed by a red car, a white car, a white car, and a white van.

# 1986 Plymouth

# Plymouth Reliant K LE



Real driving comfort is within the reach of every American family with the 1986 Plymouth Reliant K. The Reliant K's front-wheel drive design, contemporary styling and six-passenger comfort deliver midsize driving benefits at a compact price.

The Reliant K LE, in two-door, four-door and wagon models, is the flagship of the Reliant K line, with features unmatched in its price class.

The Reliant K LE's many standard luxury features include an AM stereo\*/FM stereo radio with integral digital clock, deluxe intermittent windshield wipers, cloth with vinyl trim front bench seat with center armrest, a map/reading light, and special sound insulation.

And every 1986 Plymouth Reliant K is protected by the excellent Five-Year/50,000-Mile Protection Plan†

\*See page 53. †See page 67 for Five-Year/50,000-Mile Protection Plan limited warranty details.

**A. Reliant K LE four-door** with standard 14-inch sport wheel covers and black sidewall tires, shown in Radiant Silver.

**B. Reliant K LE two-door** with standard 14-inch sport wheel covers and black sidewall tires, shown in White.

**C. Reliant K LE four-door** with standard 14-inch sport wheel covers and optional white sidewall tires, shown in Ice Blue.



# Plymouth Reliant K SE





Sharp looks and smart value go hand-in-hand in the 1986 Plymouth Reliant K SE. The midpriced Reliant K SE comes in two-door, four-door and wagon models with the standard 2.2-liter single-point electronically fuel injected engine and five-speed close-ratio manual overdrive transaxle. A new, higher torque 2.5-liter EFI engine with dual balance shafts is available on Reliant K SE and LE models.

The Reliant K SE has crisp styling, a sizable 15-cubic-foot trunk, and interior seating for six adults. All this plus Chrysler Corporation's 5/50 Protection Plan,\* the industry's standard. You'll also want to check out the added value and convenience of the Reliant K Optional Equipment Discount Packages for real savings on the most popular options. See page 52 for details.

\*See page 67 for 5/50 Protection Plan limited warranty details.

**A. Left: Reliant K SE four-door** with standard 13-inch deluxe wheel covers and optional white sidewall tires, shown in Garnet Red Pearl Coat.

**B. Right: Reliant K SE two-door** with standard 13-inch deluxe wheel covers and optional white sidewall tires, shown in Light Cream.


# Plymouth Reliant K Interiors



Only Chrysler human engineering could make a car as spacious, comfortable and wonderfully functional as the 1986 Plymouth Reliant K. The Reliant K LE interior gives you cloth with vinyl trim upholstery, the added quiet of special sound insulation, and a locking glove box. When you consider the hours you spend driving, Plymouth Reliant K offers the comfort you deserve.



B



C

**A. Reliant K LE two-door interior** with optional cloth with vinyl trim bucket seats and center console, shown in Charcoal and Silver.

**B. Reliant K LE instrument panel** with standard AM stereo\*/FM stereo radio with integral digital clock; intermittent wipers; fuel level, engine coolant temperature and voltage gauges; trip odometer; low oil pressure warning light, fuel economy shift indicator light (with manual transaxle), and parking brake warning light. Shown in Medium/Dark Blue.†

**C. Reliant K SE wagon interior** with standard cloth with vinyl trim bench seat with center armrest, shown in Silver and Charcoal.

**D. Reliant K LE two-door interior** with standard cloth with vinyl trim split-back bench seat with center armrest, shown in Medium/Dark Blue.†

\*See page 53.  
†Medium/Dark Blue not available on wagon models.



D

# Plymouth Reliant K





The enduring popularity of Plymouth Reliant K results from a tradition of giving car owners more for their money. More interior room, more comfort, more performance and more standard features. Compare Reliant K with any car in its class. You'll discover more value in the 1986 Plymouth Reliant K.

In addition to its big six-passenger interior and 15-cubic-foot trunk, Reliant K comes standard with front-wheel drive, rack-and-pinion steering, single-point electronically fuel injected 2.2-liter engine, five-speed close-ratio manual overdrive trans-axle, dual-path Iso-Strut front suspension, and more.

It's a real comfort to know your new Reliant K is protected by Chrysler Corporation's 5/50 Protection Plan\*. You can count on Chrysler protection and the 1986 Reliant K.

\*See page 67 for 5/50 Protection Plan limited warranty details.

**A. Reliant K two-door** with standard 13-inch wheels with hubcaps and optional white sidewall tires, shown in Dark Cordovan Pearl Coat.

**B. Reliant K two-door interior** with optional cloth with vinyl trim bench seats, shown in Cordovan.

**C. Reliant K four-door** with optional 13-inch deluxe wheel covers and optional white sidewall tires, shown in Gold Dust.



# Plymouth Reliant K Wagons



Here's the family room you need, the 1986 Plymouth Reliant K LE and SE wagons. Both have six-passenger seating and 34.9 cubic feet of cargo space (67.7 cubic feet with the rear seat folded down).

Reliant K LE and SE wagons offer standard deluxe intermittent windshield wipers and a liftgate-ajar warning light.

The highline Reliant K LE wagon adds an electronically tuned AM stereo\*/FM stereo radio with integral digital clock, power-assisted rack-and-pinion steering, dual remote control outside mirrors (black), cargo area tonneau cover, and bodyside/liftgate woodtone applique (may be deleted for credit). There's also the extra performance of the new optional 2.5-liter EFI balance shaft engine.

\*See page 93.

**A. Reliant K SE wagon** with optional 14-inch sport wheel covers and optional white sidewall tires, shown in White.

**B. Reliant K LE wagon** with standard 14-inch sport wheel covers, optional white sidewall tires, and a wide liftgate for easy loading, shown in Gold Dust.

**C. Reliant K SE wagon** interior with standard cloth with vinyl trim center armrest bench seats, adjustable head restraints, and attractive vinyl door trim panels with carpeted lower trim, shown in Almond.

**D. Reliant K LE wagon** with optional rear window wiper/washer and defroster, and roof luggage rack, shown in Gold Dust.



## Reliant K Features

The continuing refinement of Chrysler Corporation technology has made the Plymouth Reliant K one of the industry's most enduring success stories. Today's Reliant K has clean, attractive, and aerodynamically efficient styling that glides through the wind, thanks to extensive wind tunnel testing.


Like every Chrysler-built car, the Reliant K is rust-protected with extensive use of galvanized steel and a seven-step dip-and-spray process, followed by a coating of urethane plastic to the lower body panels to protect against chipping. Gleaming acrylic paint and a final crowning touch of clear finish coat provide protection and a gleaming shine.

Built with today's most advanced computer-aided design and manufacturing technology, Reliant K just keeps getting better and better every year. And that means outstanding automotive value for you.

**A. Wind tunnel testing** was used in designing Reliant K's attractive shape which slips through oncoming wind.

**B. Computer-aided design (CAD)** technology helped create Reliant K's trim exterior, with room inside the two-door and four-door models for six passengers and 15 cubic feet of trunk space.

A



B

## Reliant K Options

Add the extra value and convenience of these attractive options\* to your Reliant K. You'll also want to see page 52 for a look at the extra savings of Plymouth's Optional Equipment Discount Packages. The most popular Reliant K options have been combined to bring you substantial extra value for your option dollar.

**A. Air Conditioning†** keeps your car's climate cool and comes with adjustable bi-level ventilation.

**B. Black Outside Left and Right Remote Control Mirrors** offer the driver optimum rear and side visibility (standard on Reliant K LE wagon).

**C. Tilt Steering Column** adjusts to your most comfortable driving angle. (Automatic speed control required. Not available on base Reliant K.)



**D. AM Stereo\*/FM Stereo Radio:** Electronic tuning; volume control; treble control; bass control; left/right balance control; two- or four-speaker sound; front/rear balance control; ten-station preset (five AM and five FM); integral digital clock.

**E. Automatic Speed Control,** an accurate microprocessor-driven device that maintains a set speed to aid long-range driver comfort and mileage, is conveniently mounted on the standard steering column multifunction control lever. (Not available on base Reliant K.)

**F. Three-Speed TorqueFlite Automatic Transaxle** comes with floor-mounted shifter and console when ordered with bucket seats; column-mounted shifter with standard bench seats. **Full-Length Console** includes storage bins, cup holder and coin holder (or cassette storage if ordered with optional cassette player-equipped sound system).

**Wheel Covers and Treatments** include: **G1.** Deluxe 13-inch wheel covers (standard on SE models). **G2.** Sport 14-inch wheel covers (standard on LE models). **G3.** Cast aluminum 14-inch road wheels (not available on base models). For specific availability on each Reliant K model, see page 60.

\*See page 67. †See page 55. ‡See page 53.



G1

G2

G3

37

# RELIANT K STANDARD AND OPTIONAL FEATURES

RELIANT K FEATURES	Reliant K	Reliant K SE	Reliant K LE	Reliant K SE Wagon	Reliant K LE Wagon
<b>Air Conditioning</b> <sup>1</sup> —Manual bi-level (tinted glass required; power steering required at extra cost with 2.5-liter EFI engine)	E	E	E	E	E
<b>Alternator</b> —90-ampere	S	S	S	S	S
<b>Armrest</b> —Door: with integral pull handles	S	S	S	S	S
<b>Ash Receivers</b> —One front; two rear	S	S	S	S	S
<b>Battery</b> —335-ampere: maintenance-free	S	S	S	S	S
<b>Battery Test Indicator</b> —Integral with all batteries	S	S	S	S	S
<b>Brake</b> —Parking: foot-pedal	S	S	S	S	S
<b>Brakes</b> —Dual diagonal: vented disc front, self-adjusting drum rear: power-assisted	S	S	S	S	S
<b>Bumpers</b> —Energy-absorbing: with color-keyed soft fascia; integral bumper protective rub strips	S	S	S	S	S
<b>Carpeting</b> —Cargo compartment	NA	NA	NA	S	S
<b>Carpeting</b> —Passenger compartment	S	S	S	S	S
<b>Carpeting</b> —Trunk, well floor	S	S	S	NA	NA
<b>Cigar Lighter</b>	S	S	S	S	S
<b>Clock</b> —Electronic digital: integral with all radios	P	S	S	S	S
<b>Clutch</b> —With automatic free-play adjuster: self-adjusting linkage	S	S	S	S	S
<b>Coat Hooks</b> —Rear	S	S	S	S	S
<b>Coolant Overflow Reservoir</b>	S	S	S	S	S
<b>Corrosion Protection</b> —Urethane protective coating on lower body panels; extensive use of galvanized steel	S	S	S	S	S
<b>Defroster</b> —Rear window: electric (required on all sedans registered in New York state)	E	E	E	E	E
<b>Door Locks</b> —Power (Popular or Premium Equipment Discount Package required)	NA	E	E	E	E
<b>Door Release Handle</b> —Interior: easy-open, with integral rocker-type lock/unlock system	S	S	S	S	S
<b>Electronic Ignition, Voltage Regulation and Fuel Injection</b>	S	S	S	S	S
<b>Emissions Control and Testing</b> —California (required on all vehicles registered in California; not available otherwise)	E	E	E	E	E
<b>Engines and Systems</b> —See Power Train Chart					
<b>Front-Wheel Drive</b>	S	S	S	S	S
<b>Fuel Tank</b> —14-gallon; with curbside fuel filler door and fuel cap tether	S	S	S	S	S
<b>Glass</b> —Tinted: all windows (air conditioning or Popular Equipment Discount Package or Premium Equipment Discount Package required)	E	E	E	E	E
<b>Grille</b> —With center Pentastar: bright and argent	S	S	S	S	S
<b>Head Restraints</b> —Right and left: adjustable	S	S	S	S	S
<b>Headlight Bezels</b> —Bright	S	S	S	S	S
<b>Headlights</b> —Halogen	S	S	S	S	S
<b>Headliner</b> —Cloth-covered: color-keyed	S	S	S	S	S
<b>Heater and Defroster</b> —With bi-level ventilation	S	S	S	S	S
<b>Hood</b> —Counterbalanced	S	S	S	S	S
<b>Hood Release</b> —Inside	S	S	S	S	S
<b>Horn</b> —Single note	S	S	NA	S	NA
<b>Horns</b> —Dual note	NA	NA	S	NA	S
<b>Instrumentation</b> —Electrical system voltage, engine coolant temperature, fuel level gauges; low oil pressure warning light; trip odometer	S	S	S	S	S
<b>Insulation</b> —Hood pad	S	S	S	S	S
<b>Insulation</b> —Special sound	NA	P	S	P	S
<b>Latches</b> —Door: shielded to minimize freezing	S	S	S	S	S
<b>License Plate Bracket</b> —Front; standard in states where required	NC	NC	NC	NC	NC
<b>Light</b> —Cargo space: liftgate ajar warning	NA	NA	NA	S	S
<b>Light</b> —Trunk	NA	S	S	NA	NA

RELIANT K FEATURES	Reliant K	Reliant K SE	Reliant K LE	Reliant K SE Wagon	Reliant K LE Wagon
<b>Lights</b> —Backup; dome; front door dome light switches; headlight dome switch; parking brake warning; shift indicator light (manual transaxle only); side marker with reflectors	S	S	S	S	S
<b>Lights</b> —Cigar lighter; ignition switch; illumination with time delay; under hood	NA	NA	S	NA	S
<b>Lights</b> —Glove box; map/reading, with swivel feature; rear door light switches (four-door and wagon models)	NA	S	S	S	S
<b>Lock</b> —Glove box	S	S	S	S	S
<b>Luggage Rack</b> —Roof-mounted: includes crossbars and tie-down loops	NA	NA	NA	E	E
<b>Mirror</b> —Exterior, left manual: black	S	NA	NA	NA	NA
<b>Mirror</b> —Exterior, left remote control: black	P	S	S	S	NA
<b>Mirror</b> —Interior, passenger side visor vanity	S	NA	NA	NA	NA
<b>Mirror</b> —Interior, passenger side visor vanity with map/reading light: swivel feature	NA	S	S	S	S
<b>Mirror</b> —Interior, rearview: day/night	S	S	S	S	S
<b>Mirrors</b> —Exterior, dual remote control: black	NA	P	P	P	S
<b>Molding</b> —Bodyside, narrow: black	S	NA	NA	NA	NA
<b>Molding</b> —Bodyside, wide: black with argent stripe and bright insert	NA	S	S	S	S
<b>Moldings</b> —Bodyside bumper rub strip extensions front and rear: black with black insert and argent stripe (rear bright insert not available on wagons)	NA	S	S	S	S
<b>Multifunction Steering Column Control Lever</b> —Includes controls for headlight dimmer, windshield wipers/washers, turn signals with lane-change feature and daytime flash/pass feature	S	S	S	S	S
<b>Paint</b> —Upper door frames: black (included with woodtone applique delete option on LE wagon)	NA	S	S	S	CO
<b>Quarter Window Trim</b> —Modular: black with bright and black moldings; vehicle name display (two-door only)	NA	S	S	NA	NA
<b>Radio</b> —AM: electronic tuning; integral digital clock	P	S	NA	S	NA
<b>Radio</b> —AM stereo <sup>2</sup> /FM stereo: electronic tuning; four-speaker sound; integral digital clock	E	E	S	E	S
<b>Radio</b> —AM stereo <sup>2</sup> /FM stereo, premium: electronic tuning; seek-and-scan; Dynamic Noise Reduction (DNR) <sup>3</sup> ; cassette player with automatic reverse; four-speaker sound; integral digital clock	NA	E	E	E	E
<b>Seat</b> —Bench: cloth with vinyl trim	E	NA	NA	NA	NA
<b>Seat</b> —Bench: vinyl	S	NA	NA	NA	NA
<b>Seat</b> —Bench: with center armrest; cloth with vinyl trim	NA	S	S	S	S
<b>Seat</b> —Bench: with center armrest; vinyl	NA	E	E	E	E
<b>Seats</b> —Bucket, low-back; with reclining seatbacks: cloth with vinyl trim (console included)	NA	E	E	E	E
<b>Seat Belts</b> —Unibelt, with tension reliever and automatic release: color-keyed	S	S	S	S	S
<b>Speed Control</b> —Automatic	NA	E	E	E	E
<b>Steering</b> —Rack-and-pinion: manual	S	S	S	S	NA
<b>Steering</b> —Rack-and-pinion: power-assisted (required with air conditioning when 2.5-liter engine is ordered)	E	E	E	E	S
<b>Steering Column</b> —Tilt (automatic speed control required)	NA	E	E	E	E
<b>Steering Wheel</b> —Deluxe: two-spoke	S	S	NA	S	NA
<b>Steering Wheel</b> —Luxury: two-spoke, color-keyed	NA	NA	S	NA	S
<b>Suspension</b> —Heavy-duty: heavy-duty springs front and rear; gas-charged front struts and rear shock absorbers	E	E	E	E	E
<b>Suspension</b> —Iso-Strut with coil springs, linkless antisway bar; rear beam axle with trailing arms, coil springs and shock absorbers	S	S	S	S	S
<b>Tire</b> —Spare, compact: high pressure, limited service	S	S	S	S	S
<b>Tire</b> —Spare, conventional (not available on SE wagon with 2.2-liter engine and five-speed transaxle)	E	E	E	E	E
<b>Tire Tread Life Wear Indicator</b>	S	S	S	S	S
<b>Tires</b> —P175/80R13 steel-belted radial black sidewall (set of four)	S	S	NA	S	NA

## RELIANT K FEATURES

	Reliant K	Reliant K SE	Reliant K LE	Reliant K SE Wagon	Reliant K LE Wagon
<b>Tires</b> —P175/80R13 steel-belted radial narrow white sidewall (set of four)	E	E	NA	E	NA
<b>Tires</b> —P185/70R14 steel-belted radial black sidewall (set of four; optional 14-inch cast aluminum road wheels or 14-inch sport wheel covers required on SE models)	NA	E	S	E	S
<b>Tires</b> —P185/70R14 steel-belted radial narrow white sidewall (set of four; 14-inch cast aluminum road wheels or 14-inch sport wheel covers required)	NA	E	E	E	E
<b>Tonneau Cover</b> —Rear	NA	NA	NA	P	S
<b>Transaxle</b> —See Power Train Chart					
<b>Trunk Dress-Up</b>	NA	P	S	NA	NA
<b>Wheel Covers</b> —Deluxe, 13-inch (set of four)	P	S	NA	S	NA
<b>Wheel Covers</b> —Sport, 14-inch (set of four)	NA	E	S	E	S
<b>Wheel Trim</b> —Hubcaps (13-inch wheels only; set of four)	S	NA	NA	NA	NA
<b>Wheels</b> —Road, 14-inch; cast aluminum (set of four; 14-inch tires required)	NA	E	E	E	E
<b>Windshield Wipers</b> —Deluxe; with intermittent wipe	P	S	S	S	S

## STANDARD SAFETY FEATURES

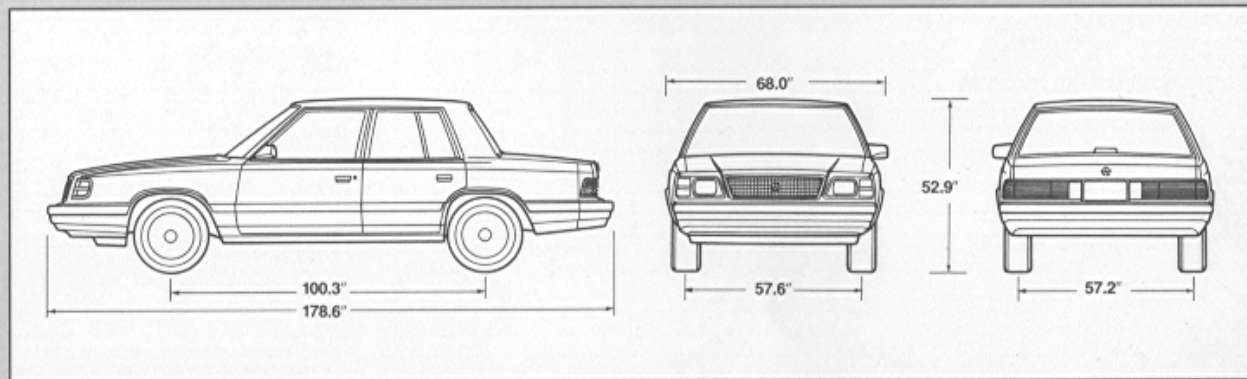
• Anti-theft trunk lock • Backup lights • Brake fluid pressure loss warning light (also serves as indicator when parking brake is applied) • Combination lap-shoulder belts for the driver and right front passenger; lap belts for all other passengers • Dual braking system with separate brake fluid reservoirs in the master cylinder • Energy-absorbing front seatbacks • Energy-absorbing instrument panel and sun visors • Energy-absorbing steering column or steering wheel • Fade-resistant front vented disc brakes • Front seat head restraints • Hazard-warning flasher system • Ignition and steering column lock • Impact-actuated

## PACKAGES

**POPULAR EQUIPMENT DISCOUNT PACKAGE** (Not available on base model or with manual transaxle) • AM stereo<sup>1</sup>/FM stereo radio, electronically tuned; integral digital clock<sup>11</sup> • Automatic transaxle • Bodyside tape stripe (woodtone delete option required on LE wagon)<sup>5</sup> • Dual outside remote control mirrors: black<sup>15</sup> • Liftgate wiper/washer (LE wagon only) • Luggage rack (LE wagon only) • Power-assisted steering<sup>1</sup> • Rear tonneau cover (SE wagons only)<sup>18</sup> • Special sound insulation<sup>13,5</sup> • Tinted glass, all windows<sup>5</sup> • Trunk dress-up (SE sedans only)<sup>15</sup> **BASIC EQUIPMENT PACKAGE** (Available on base model only) • AM radio, electronically tuned; with integral digital clock<sup>1</sup> • Deluxe intermittent windshield wipers<sup>5</sup> • Deluxe 13-inch wheel covers

## DIMENSIONS, WEIGHT AND CAPACITY

	Two-Door	Four-Door	Wagon
Length	178.6"	178.6"	179.0"
Width	68.0"	68.0"	68.0"
Height	52.5"	52.9"	53.2"
Wheelbase	100.3"	100.3"	100.4"
Turning Diameter	35.2'	35.2'	35.2'
Curb Weight (estimated)			
Base	2,409 lbs	2,415 lbs	
SE	2,429 lbs	2,445 lbs	2,497 lbs
LE	2,470 lbs	2,486 lbs	2,590 lbs
Trunk Capacity/Cargo Capacity			
with rear seatback up	15 cu ft	15 cu ft	34.9 cu ft
with rear seatback down			67.7 cu ft
Passenger Capacity	6	6	6
Fuel Capacity	14 gal	14 gal	14 gal



## RELIANT K POWER TRAIN CHART<sup>1</sup>

Engine	Displacement	Bore & Stroke	Compression Ratio	Horsepower	Torque	Transaxle Availability
				SAE Net @ RPM		
4-cylinder OHC; standard all models	2.2-liter EFI (135 CID) <sup>2</sup>	3.44" x 3.62"	9.5:1	97 hp @ 5,200	122 lb-ft @ 3,200	5-speed close-ratio manual overdrive (2.20 OTGR); standard all models <sup>3</sup> 3-speed automatic (2.78 OTGR; 3.02 wagons); optional on all models
4-cylinder OHC; not available base; optional on all other models	2.5-liter EFI (153 CID) <sup>2,4</sup>	3.44" x 4.09"	9.0:1	100 hp @ 4,800	136 lb-ft @ 2,800	3-speed automatic (3.02 OTGR); not available on base; optional all other models

OTGR—Overall top gear ratio.

<sup>1</sup>California Emissions Controls required on all vehicles registered in California, not available otherwise.

<sup>2</sup>Single-point electronic fuel injection.

<sup>3</sup>Includes shift indicator light.

<sup>4</sup>Includes 400-amp battery.

## RELIANT K FEATURES

	Reliant K	Reliant K SE	Reliant K LE	Reliant K SE Wagon	Reliant K LE Wagon
<b>Windshield Wipers</b> —Two-speed; with electric washers	S	NA	NA	NA	NA
<b>Wiper/Washer System</b> —Liftgate	NA	NA	NA	E	E
<b>Woodtone Applique Delete</b> —Delete woodtone applique on bodyside and liftgate upper perimeter moldings, bodyside molding tape extensions, door handle tape inserts and full wheel opening moldings; wide bodyside moldings and front and rear bodyside/bumper rub strip extensions remain (black door handle tape inserts, bodyside tape stripes and upper door frame blackout treatment included)	NA	NA	NA	NA	CO
<b>Woodtone Appliques</b> —Bodyside, liftgate	NA	NA	NA	NA	S

S—Standard. E—Extra cost. NA—Not available. P—Package only. NC—No extra charge. CO—Credit option.

<sup>1</sup>There are special engine cooling requirements for field-installed air conditioning. Failure to follow these requirements may invalidate warranty. See your dealer for details.

<sup>2</sup>Limited AM stereo reception may be experienced in some areas because some AM stereo broadcasting is not compatible with this radio's reception capabilities.

<sup>3</sup>DNR (Dynamic Noise Reduction) is a trademark of National Semiconductor Corporation.

Certain models, packages and options are subject to specific restrictions, requirements, or late availability. See your dealer for the latest ordering information.

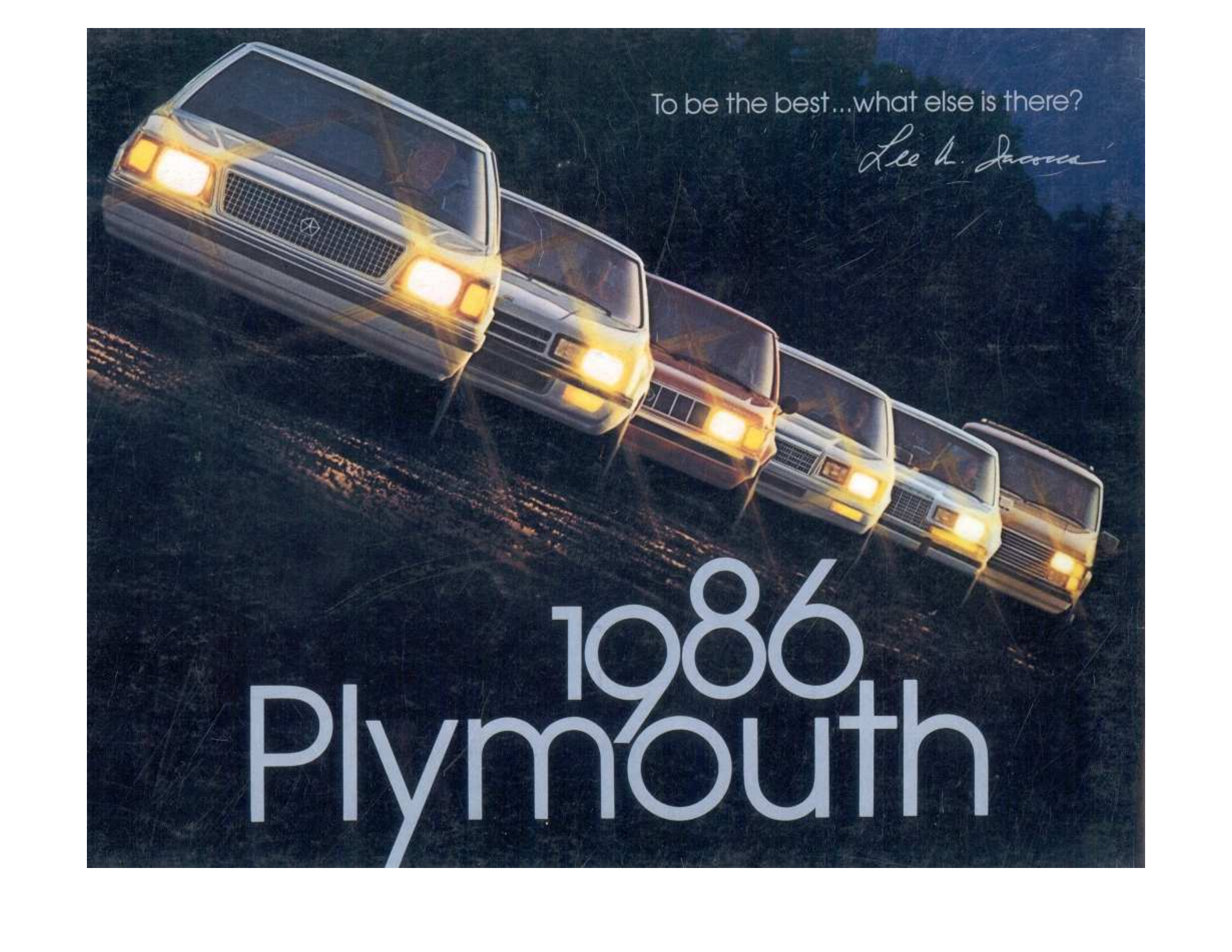
fuel supply shutdown relay • Inside and outside rearview mirrors • Key left in ignition warning • Liftgate-ajar warning light • Safety glass • Safety-Rim wheels • Seat belt reminder system • Seatback and station wagon interior panel safety latches • Seatback latches on folding front seats • Side door beams • Side marker lights and reflectors • Supplemental center high-mounted stoplight • Turn signals with lane-change feature and daytime flash/pass feature

(set of four)<sup>5</sup> • Mirror, left outside remote control: black<sup>5</sup> **PREMIUM EQUIPMENT DISCOUNT PACKAGE** (LE models only; not available with manual transaxle) • All items in the Popular Equipment Discount Package plus: • Automatic speed control • Electric rear window defroster • Power door locks • Tilt steering column **PROTECTION PACKAGE** (Not available on base models) • Bumper guards, front and rear • Carpeted floor mats, front and rear: color-keyed<sup>5</sup> • Undercoating<sup>5</sup>

NOTE: Radio and tires may be upgraded.

<sup>1</sup>Limited AM stereo reception may be experienced in some areas because some AM stereo broadcasting is not compatible with this radio's reception capabilities.

<sup>1</sup>Standard on LE wagon. <sup>15</sup>Standard on LE two-door and four-door sedans. <sup>5</sup>Available in package only. <sup>18</sup>May be upgraded.



To be the best...what else is there?

*Lee A. Iacocca*

1986  
Plymouth