


*1969 CADILLAC*  
*DATA BOOK*



*This is the 1969 Cadillac Data Book. Presented within these pages is a detailed description of the magnificent new Cadillac for 1969—the culmination of 67 years' experience in building the universally recognized Standard of the World in motor cars. Once you have familiarized yourself with the contents of this book, you will realize that Cadillac craftsmanship has never been more evident. The 1969 Cadillac, with its dramatic styling, unsurpassed elegance and superb performance, will help make 1969 a pleasurable year for your customers and a productive one for you.*

# SECTION CONTENTS

- A COLORS AND EQUIPMENT** Names and code numbers of each body style, exterior color and interior trim with recommended color combinations, and a listing of standard and optional equipment and equipment groups.
- B BODY STYLES AND INTERIORS** Exterior and interior illustrations of each body style plus details of interior upholstery and trim.
- C OPTIONAL EQUIPMENT** Cadillac's array of available conveniences is explained to help each owner individualize his Cadillac for more enjoyable motoring.
- D SPECIAL ORDERS** Cadillac provides still further a way to personalize each car to individual desires with its attractive selection of custom interior and/or exterior colors. There is an explanation of each special order option plus general ordering procedures.
- E NEW FEATURES** Cadillac's outstanding advancements for 1969 are illustrated and explained.
- F ENGINEERING FEATURES** Significant components of the 1969 engine, transmission, chassis and body are illustrated and explained. Engineering features that pertain exclusively to the Eldorado are illustrated and explained separately.
- G SPECIFICATIONS AND MILESTONES** Detailed specifications of the 1969 Cadillac followed by a year-by-year "milestones" section pointing up the development of the Cadillac motor car as it won universal recognition as the Standard of the World.
- H PRICES** The Manufacturer's Suggested Retail Prices for each Cadillac Body Style, each Group and individual Optional Equipment item and for Special Order colors, upholstery and equipment.

# ALPHABETICAL INDEX

## A

Accessory Groups . . . . . A-7, 8  
Accessories, Packaged . . . . . A-13  
Air Cleaner . . . . . G-4  
Air Conditioner-Heater System . . . C-2, 3, F-13  
A.I.R. System . . . . . F-5  
Anti-Theft Triple Locking System . . . E-9  
Armrests, Center . . . . . A-9, Section B  
Armrests, Door . . . . . E-5, Section B  
Ash Receivers . . . . . A-12  
Ash Tray Unit . . . . . E-6  
Assist Handles . . . . . A-9  
Assist Straps . . . . . A-9  
Automatic Climate Control . . . . . C-2, 3, F-13  
Automatic Level Control . . . . . C-4  
Automatic Locking Seat Belt Retractor . . E-6  
Axle Ratios . . . . . G-1, 7

## B

Back-up Lights . . . . . E-1  
Battery . . . . . F-4, G-5  
Body Construction . . . . . F-11, 12, 13, 14, 19  
Body Insulation . . . . . F-14  
Body Sealing . . . . . F-14  
Body Styles . . . . . A-1, Section B  
Boot, Convertible Top . . . . . B-7a  
Brake Drums . . . . . F-8, 9  
Brake Lining . . . . . G-8  
Brakes, Parking . . . . . F-8, 9  
Brakes, Power Disc . . . . . F-8, 9  
Bucket Seats . . . . . B-15a, b, C-7  
Bucket Seats, Power . . . . . C-6  
Bumpers . . . . . E-1, 2

## C

Camshaft . . . . . F-3  
Carburetor . . . . . F-2  
Carpets . . . . . Section B  
Chassis Features . . . . . F-9, 10, 11  
Chassis, Fleetwood Eldorado . . . . . F-17

## C continued

Chauffeur's Compartment . . . . . B-27a, b  
Child Safety Seat . . . . . C-10  
Cigarette Lighters . . . . . A-9  
Classic "V" Rear Window . . . . . E-4  
Colors, Exterior . . . . . A-2, 14  
Colors, Exterior, Special Order . . . . . D-6, 7  
Colors, Firemist . . . . . A-2, D-6  
Color-Trim Recommendations . . . . . A-3, 4, 5  
Compression Ratio . . . . . G-1  
Connecting Rods . . . . . G-2  
Console Bucket Seat . . . . . B-15a  
Constant Velocity Joints (CV) . . . . . F-7, G-6  
Controlled Differential . . . . . C-5  
Convertible Top Boot . . . . . B-7a  
Convertible Tops . . . . . A-2  
Cooling . . . . . F-4, G-4  
Cornering Lights . . . . . E-1, 2  
Crankshaft . . . . . F-2, G-2  
Cruise Control (Electric) . . . . . C-3  
Cruise Control (Vacuum)—Eldorado only . C-3  
Cylinder Heads . . . . . F-3, G-2

## D

Deck Lid . . . . . E-1, 2  
De-Fogger, Rear Window . . . . . C-8  
Differential, Controlled . . . . . C-5  
Dimensions, Exterior . . . . . A-1, G-1  
Dimensions, Interior . . . . . Section B  
Directional Signals . . . . . E-1, 2  
Disc Brakes . . . . . E-8, F-8, 9  
Displacement, Engine . . . . . G-1  
Distributor . . . . . G-4  
Division Glass, Limousine . . . . . B-27a, b  
Doors . . . . . E-5, F-19  
Door Latch Handles . . . . . E-5, F-19  
Door Locks, Passenger-Guard . . . . . F-11  
Door Locks, Electric . . . . . C-10  
Door Panels . . . . . E-5, F-19  
Door Pulls . . . . . E-5  
Drive Line . . . . . F-6  
Dual Comfort Front Seat . . . . . C-7, D-2, E-7

**E**

Eldorado, Exterior	B-14, E-1
Eldorado, Interior	B-15, 15a, b
Eldorado, Special Engineering Features	F-15 thru 20
Electric Door Locks	C-10
Electric Remote-Control Trunk Lock	C-9
Energy-Absorbing Steering Column	F-7
Engine Cooling	F-4, G-4
Engine Features	F-1, 2, 3, 4, 5
Engine Lubrication	G-3
Engine Specifications	Section G
Equipment, Fleetwood, Special Features	A-12
Equipment, Groups	A-7, 8
Equipment, Information	A-7
Equipment, Optional	A-9, 10, 11
Equipment, Standard	A-9, 10, 11
Exhaust System	F-5, 20, G-3
Exhaust Valves	G-3
Exterior Color Recommendations	A-2, 3, 4
Exterior Colors, Last Year's Usage	A-14
Exterior Colors, Past Model	D-7
Exterior Dimensions	A-1, G-1
Exterior Illustrations	Section B

**F**

Factory Installed Accessories	A-8
Fan, Radiator	G-4
Fenders, Front	E-1, 2
Fenders, Rear	E-1, 2
Firemist Colors	A-2, D-6
Footrests	A-12
Four-Barrel Carburetor	F-2
Frame	F-10, 17, G-6
Front End Design	E-1, 2
Front Suspension	F-9, G-6
Front Wheel Drive	F-16
Fuel Pump	F-2
Fuel System	G-4
Full-Flow Oil Filter	A-10, G-3

**G**

General Specifications	G-1
Generator	F-4, G-4
Generator Regulator	F-4, G-4
Glass, Side Window	E-4
Glass, Soft Ray	C-8
Glove Compartment	E-5
Grille, Front	E-1, 2
Groups, Accessory	A-7, 8
Guide-Matic	C-9

**H**

Halo Moulding	E-2
Handles, Assist	A-9
Headlamp Control, Guide-Matic	C-9
Headlights	E-1, 2
Head Restraints	E-7
Heater-Defroster Controls (Eldorado)	F-18
Higher Mileage—H.D. Tires	C-5
Hood Insulation	F-14

**H continued**

Hood Latches	F-12
Hood Styling	E-1, 2
Horn	G-5
Horn, Rim Blow	E-7
Horn, Trumpet	C-8

**I**

Ignition Key Warning Buzzer	E-9
Ignition Switch	E-3
Ignition System	G-4, 5
Instrument Panel	E-3
Intake Valves	G-3
Interior Upholstery Charts	Section B
Interior Color Recommendations	A-3, 4, 5
Interior Dimensions	Section B
Interior Lamps	Section B
Interior Styling Terminology	D-8
Interiors	Section B
Interiors, Special Order	Section D
Insulation, Body	F-14

**K**

Keys	E-9
------	-----

**L**

Landau Roof	B-28
Leather, Special Order	Section D
Level Control, Automatic	C-4
License Plate Holder	E-1, 2
Lights	G-5
Lights, Back-Up	A-10
Lights, Cornering	A-10, E-1, 2
Lights, Courtesy	A-10
Lights, Directional	A-10
Lights, Headlamp	E-1, 2
Lights, Reading	A-10
Lights, Parking	E-1, 2
Lights, Side Marker	A-10, E-1, 2
Lights, Tail and Stop	E-1, 2
Lights, Telltale	E-3
Locks, Door, Passenger-Guard	F-11
Locks, Hood	F-12
Lubricants	G-8
Lubrication	G-3
Luggage Compartment	F-12, 19

**M**

Milestones	G-9 thru 12
Mirrors	E-5

**N**

New Features	Section E
Nomenclature, Interior	D-8

**O**

Oil Change	G-8
Oil Filter, Full-Flow	A-10, G-3

**P**

Padded Roof Recommendations . . . . . A-2  
 Parking Brake . . . . . F-8, 9, G-8  
 Parking Lights . . . . . E-1, 2  
 P.C.V. System . . . . . F-5  
 Pistons . . . . . F-2, G-2  
 Pockets, Storage (Brougham) . A-12, B-21a, b  
 Power Disc Brakes—Front . . . . . F-8, 9  
 Power Seats . . . . . C-6  
 Power Steering . . . . . F-8, 20, G-7  
 Power Windows . . . . . A-7, 11  
 Prices . . . . . Section H  
 Propeller Shaft . . . . . F-6, G-6

**Q**

Quadrajct Carburetor . . . . . F-2, G-4  
 Quadrant, Turbo Hydra-Matic . . . . . F-6

**R**

Radiator . . . . . F-4, G-4  
 Radiator Fan . . . . . F-4, G-4  
 Radios . . . . . C-1  
 Rear Axle . . . . . F-11, G-7  
 Rear Axle Ratios . . . . . G-1, 7  
 Rear End Styling . . . . . E-1, 2  
 Rear Springs . . . . . F-10, 17, G-6  
 Rear Suspension . . . . . F-10, 17, G-6  
 Rear Ventipanes . . . . . F-19  
 Rear View Mirror, Inside . . . . . E-5  
 Rear View Mirror, Outside . . . . . A-10, E-1, 2  
 Rear Window De-Fogger . . . . . C-8  
 Reflectors, Door Panel . . . . . A-11  
 Rings . . . . . G-2  
 Rods, Connecting . . . . . G-2  
 Roof Insulation . . . . . F-14  
 Roof, Landau . . . . . B-28  
 Roof, Padded . . . . . A-2, Section B  
 Roof, Vinyl . . . . . A-2, E-4

**S**

Safety Belt Stowage Receptacle . . . . . E-6  
 Safety Features . . . . . E-11  
 Seat Belts . . . . . A-11  
 Seat, Child Safety . . . . . C-10  
 Seat, Dual Comfort Front . . . . . C-7, D-2, E-7  
 Seat Styling . . . . . Section B  
 Seat Warmer . . . . . C-6  
 Seats, Auxiliary . . . . . B-25a, b, 27a, b  
 Seats, Bucket . . . . . B-15a, b, C-7  
 Seats, Power . . . . . C-6  
 Shock Absorbers . . . . . F-9, 17  
 Shoulder Belts . . . . . C-7  
 Side Glass Window . . . . . E-4  
 Soft Ray Glass . . . . . C-8  
 Special Orders, Cloth, Leather, Vinyl,  
 Colors . . . . . Section D  
 Special Vinyl Roof Styling . . . . . E-4  
 Specifications . . . . . Section G  
 Springs, Coil . . . . . F-9, 10, G-6

**S continued**

Standard Equipment . . . . . A-9, 10, 11  
 Starting System . . . . . F-3, 4, G-4, 5  
 Steering . . . . . F-8, 20, G-7  
 Steering Column, Energy-Absorbing . . . . . F-7  
 Steering, Power . . . . . F-8, 20, G-7  
 Steering, Variable-Ratio Power . . . . . F-8, 20, G-7  
 Steering Wheel . . . . . E-7  
 Stereo Tape Player . . . . . C-2  
 Structural Safety System . . . . . F-11  
 Styling . . . . . Section B, E-1, 2  
 Suspension, Front . . . . . F-9, 17, G-6  
 Suspension, Rear . . . . . F-10, 17, G-6

**T**

Terminology, Interior Styling . . . . . D-8, 9  
 Tilt and Telescope Steering Wheel . . . . . C-4  
 Tires and Wheels . . . . . C-5, F-7, G-7  
 Tires, Higher Mileage—H.D. . . . . A-11, C-5  
 Tires, Whitewall . . . . . A-11, C-5  
 Top Boot . . . . . B-7a, b  
 Top, Convertible . . . . . A-2, B-7a, b  
 Torsion Bars . . . . . F-17, G-6  
 Transmission . . . . . F-6, G-5, 6  
 Tread Width . . . . . G-1, 7  
 Trim Charts . . . . . Sections A and B  
 Trim-Color Recommendations . . . . . A-3, 4, 5  
 Trumpet Horn . . . . . C-8  
 Trunk Lock, Electrical Remote-Control . . . . . C-9  
 Turbo Hydra-Matic Transmission . . . . . F-6, G-5, 6  
 Twilight Sentinel . . . . . C-9  
 Two-Tone Interiors, Special Order . . . . . D-4  
 Two-Tone Paint, Not Available . . . . . A-5

**U**


Universal Joints . . . . . F-7, G-6  
 Upholstery Options (General Information) . B-1  
 Upholstery Recommendations . . . . . A-3, 4, 5  
 Upholstery Selections . . . . . A-6  
 Upholstery Styling . . . . . Section B

**V**

Valves . . . . . F-3, G-3  
 Variable-Ratio Power Steering . . . . . F-8, G-7  
 Ventilation System . . . . . F-13, 18  
 Ventipanes, Rear, Power . . . . . F-19  
 Vinyl Roof . . . . . A-2, E-4  
 Visors, Padded Sun . . . . . A-11

**W**

Water Pump . . . . . G-4  
 Wheelbase . . . . . A-1, G-1  
 Wheel Bearings, Rear . . . . . G-7  
 Wheel Discs . . . . . E-2  
 Wheel Discs, Eldorado . . . . . E-10  
 Wheels and Tires . . . . . C-5, F-7, G-7  
 Whitewall Tires . . . . . C-5  
 Windshield Washer-Wipers . . . . . E-8



COLORS  
& EQUIPMENT

## COLORS AND EQUIPMENT

Body Styles.....	A-1
Color-Trim Recommendations.....	A-3, 4, 5
Equipment Information.....	A-7
Factory Installed Options.....	A-8
Packaged Accessories for Dealer Installation.....	A-13
Standard and Optional Equipment.....	A-9, 10, 11
Upholstery Options.....	A-6
Usage of Cadillac Colors.....	A-14
Vinyl Roof and Convertible Top Recommendations..	A-2



# 1969 CADILLAC BODY STYLES

STYLE NO.	CODE	NAME	WHEELBASE	OVERALL LENGTH
-----------	------	------	-----------	----------------

## Calais

68247	G	CALAIS COUPE	129.5"	225"
68249	N	CALAIS HARDTOP SEDAN	129.5"	225"

## De Ville

68367	F	DE VILLE CONVERTIBLE	129.5"	225"
68347	J	COUPE DE VILLE	129.5"	225"
68349	B	HARDTOP SEDAN DE VILLE	129.5"	225"
68369	L	SEDAN DE VILLE	129.5"	225"

## Fleetwood

69347	H	FLEETWOOD ELDORADO	120"	221"
68069	M	FLEETWOOD SIXTY SPECIAL	133"	228.5"
68169	P	FLEETWOOD BROUGHAM	133"	228.5"
69723	R	FLEETWOOD SEVENTY-FIVE SEDAN	149.8"	245.5"
69733	S	FLEETWOOD SEVENTY-FIVE LIMOUSINE	149.8"	245.5"

## Commercial

69890	Z	COMMERCIAL CHASSIS	156"	250.5"
-------	---	--------------------	------	--------

# 1969 CADILLAC

## EXTERIOR RECOMMENDATIONS

COLOR	BROUGHAM PADDED ROOFS	ELDORADO PADDED ROOFS	DE VILLE VINYL ROOFS	CONVERTIBLE TOPS
<sup>10</sup> SABLE BLACK	2	2 1	2 1	2 1
<sup>12</sup> COTILLION WHITE	2 1 3	2 1 3	2 3 1	1 2 3
<sup>16</sup> PATINA SILVER	2	2 3 1	2 3 1	2 1 3
<sup>18</sup> PHANTOM GRAY	2	2 1	2	2 1
<sup>24</sup> ASTRAL BLUE	3 2 1	3 1 2	3 1 2	1 3 2
<sup>26</sup> ATHENIAN BLUE	2 3	2 3 1	2 3 1	1 3 2
<sup>28</sup> PERSIAN AQUA	2 1	1 2	2 1	1 2
<sup>30</sup> PALMETTO GREEN	2 1	2 1	2 1	1 2
<sup>36</sup> RAMPUR GREEN	2 4	2 4 6 1	2 4 6 1	2 6 1
<sup>40</sup> COLONIAL YELLOW	2 4 1 5	2 4 1 5	2 4 1 5	2 5 1
<sup>42</sup> CAMEO BEIGE	5 6 2	5 6 2	5 2 6	6 5
<sup>44</sup> SHALIMAR GOLD	4 2 1 5	4 2 1 5	4 2 1 5	2 1 5
<sup>46</sup> CORDOVAN	6 5 2	6 5 2 1	6 5 2 1	6 5 1
<sup>47</sup> WISTERIA	1 2	1 2	1 2	1 2
<sup>48</sup> SAN MATEO RED	2 1	1 2	2 1	1 2
<sup>49</sup> EMPIRE MAROON	2 6 1	2 1 6	2 1 6	2 1 6

### Firemist Colors at Extra Charge

<sup>90</sup> SAPPHIRE BLUE	3 2 1	1 3 2	1 2 3	1 3 2
<sup>94</sup> CHALICE GOLD	2 4 1 5	2 4 5 1	2 4 1 5	2 1 5
<sup>96</sup> BISCAY AQUA	2 1	1 2	2 1	1 2
<sup>97</sup> NUTMEG BROWN	5 6 2	5 6 2	5 6 2	5 6 1 2
<sup>99</sup> CHATEAU MAUVE	2 1	2 1	2 1	1 2

### Vinyl Roofs and Convertible Tops

1	WHITE	1	WHITE
2	BLACK	2	BLACK
3	DK. BLUE	3	DK. BLUE
4	GOLD	5	CORDOVAN
5	CORDOVAN	6	FLAX
6	FLAX		

# 1969 CADILLAC

## COLOR-TRIM RECOMMENDATIONS

COLOR	CALAIS SERIES				DE VILLE SERIES									
	Coupe G		Hardtop N		Hardtop B		Coupe J	Sedan L		Convertible F				
	CLOTH		VINYL		CLOTH		LEATHER		LEATHER					
10 SABLE BLACK	211	226	251	282	311	326	347	351	388	352	351	388	352	384
12 COTILLION WHITE	211	226	229	251	311	326	329	351	388	352	388	351	366	352
16 PATINA SILVER	211	226	251		311	326	347	351	388	366	351	388	366	352
18 PHANTOM GRAY	211	231	251		311	331		351	388	352	351	388	352	371
24 ASTRAL BLUE	226	211	251		326	311		366	352	351	366	353	351	
26 ATHENIAN BLUE	226	211	251		326	311		366	352	351	366	353	388	
28 PERSIAN AQUA	229	211	251		329	311		351	352		352	351		
30 PALMETTO GREEN	231	211	251		331	311		371	351	352	371	351	352	
36 RAMPUR GREEN	231	244	211	251	282	331	344	311	371	384	351	371	384	351
40 COLONIAL YELLOW	211	244	231	251		311	344	346	351	384	386	351	384	386
42 CAMEO BEIGE	242		282		342	346	311	386	382	351	386	382		
44 SHALIMAR GOLD	244	211	231	251	344	311	346	384	351	386	384	351	386	371
46 CORDOVAN	242	244	282		346	342	344	386	382	384	386	382	384	
47 WISTERIA	211		251		347	311		387	352	351	387	352	351	
48 SAN MATEO RED	211	242	251	282	311	342		352	351	388	354	388	351	
49 EMPIRE MAROON	211	242	282	251	311	342		351	352	382	351	352	382	

### Firemist Colors at Extra Charge

90 SAPPHIRE BLUE	226	251	326	311	366	352	351	353	366	351
94 CHALICE GOLD	244	211	251	344	311	346	384	388	351	352
96 BISCAY AQUA	229	211	251	329	311		351	352		352
97 NUTMEG BROWN	242	211	282	251	346	342	311	386	382	351
99 CHATEAU MAUVE	211		251		347	311		387	352	351

371 Leather Available on Special Order for Style B.  
371, 386, 397 Leather Available on Special Order for Style L.

# 1969 CADILLAC

## COLOR-TRIM RECOMMENDATIONS

FLEETWOOD SERIES											
COLOR	Brougham P Sixty Special M						Eldorado M				
	CLOTH			LEATHER			CLOTH			LEATHER	
	10 SABLE BLACK	011 049	016 044	026	051	088	052 084	411	410	447	451 484
12 COTILLION WHITE	011 047 031	026 049	029 044	051	052	088 066	411 429 431	410 447	426 444	451	452 488
16 PATINA SILVER	011 047	016 049	026	051	088	066 052	411 447	410	426	451 452	488 466
18 PHANTOM GRAY	011 049	016 031	031	051	088	071	411	410	431	451 471	488 452
24 ASTRAL BLUE	026	011		066	052	051	426	411	410	466	452 451
26 ATHENIAN BLUE	026	011	016	066	051	052	426	411	410	466	452 451
28 PERSIAN AQUA	029	011		051	052		429	411		452	451
30 PALMETTO GREEN	031	011		071	051	052	431	411	410	471	451 452
36 RAMPUR GREEN	031	044	011	071	084	051	431	444	411	471 482	484 451
40 COLONIAL YELLOW	011 031	044	046	051 052	084	086 071	410 446	411 431	444	451 471	484 486 452
42 CAMEO BEIGE	042	046	011	086	082	051	442	446	411	486	482 451
44 SHALIMAR GOLD	044 031	011	046	084	051	086 071	444 446	411 431	410	484 471	451 486
46 CORDOVAN	046 011	042	044	086	082	084 051	446 411	442 410	444	486	482 484
47 WISTERIA	047	049	011	087	052	051	447	411	410	487	452 451
48 SAN MATEO RED	011	042	049	051	052	088	410	411	442	452	451 488
49 EMPIRE MAROON	049	011	042	051	082		411	410	442	451	482 452

### Firemist Colors at Extra Charge

90 SAPPHIRE BLUE	026	011		066	052	051	426	411	410	452	466 451
94 CHALICE GOLD	044	011	046	084	086	051 052	444	411	446	484 452	486 451
96 BISCAY AQUA	029	011		051	052		429	411	411	452	451
97 NUTMEG BROWN	046	042	011	086	082	051	446	442	411	486	482 451
99 CHATEAU MAUVE	047	049	011	087	051	052	447	410	411	487	452 451

(See Pages A-3 And A-4 Plus Color and Upholstery Selection Books)

### Elegant Interiors

Cadillac interior colors are carefully selected to harmonize with their counterpart exterior colors, thereby giving customers a fully color-coordinated interior and exterior combination. The upholstery recommendations on the color and trim charts are designed for complete assurance of interior and exterior color compatibility. All recommendations are based upon Cadillac's professional experience and are therefore a part of their long-time quality standards.

Combinations other than the ones recommended on the color and trim charts may be regarded as completely compatible by some customers and may be ordered. When a customer selects a combination not among those recommended on the charts, the order should be marked "color trim sure". This will confirm the accuracy of the colors as ordered.

### Luxurious Exterior Colors

The acrylic lacquer of Cadillac colors, baked on and polished to a satin-smooth sheen, gives a rich, lustrous finish long after the car has left the showroom. For 1969 Cadillac offers a total of 21 exterior colors. This includes five strikingly impressive Firemist colors, optional at extra charge on all body styles.

### Two-Tone Colors Not Available

A two-tone paint treatment is not available since Cadillac body styling does not provide a designed separation point for colors between upper and lower panels. However, a two-tone appearance may be obtained by ordering a Vinyl Top in a complementary color on certain body styles. See Page A-2 for Vinyl Top recommendations.

### Color Samples

The exterior color samples in this book are accurate reproductions of master metal panels. In making these color samples, acetate is used to add depth and richness to simulate the color as applied to the car's surface. Accurate viewing of the color is achieved by looking straight down at the sample.

### Special Colors

(SEE SPECIAL ORDER SECTION)

Past model colors or non-standard shades may be desired by some customers and may be obtained on a special order basis. Simply mark 00 in the COLOR space on the order form to denote a non-current optional color. In addition, indicate color name and reference to SPECIAL EXTERIOR COLOR space, e.g., 1966 Antique Gold; 1964 Lime. Allow 4 to 5 weeks for shipment of the car when a special color is ordered.

# 1969 CADILLAC UPHOLSTERY OPTIONS

## LEATHER

Leather— Extra Charge Except Convertibles	DE VILLE SERIES				FLEETWOOD SERIES			
	Convertible F	Coupe J	Hardtop B	Sedan L	60 Special M	Brougham P	Eldorado R	
Black	351-351S	351-351S	351-351S	351	051-051S	051S	451-451B	Black
White—Black Carpet	352-352S	352-352S	352-352S	352	052-052S	052S	452	White—Black Carpet
White—Blue Carpet	353-353S							
White—Red Carpet	354-354S							
Dk. Blue	366-366S	366-366S	366-366S	366	066-066S	066S	466	Dk. Blue
Dk. Green	371-371S	371-371S			071-071S	071S	471	Dk. Green
Lt. Flax	382-382S	382-382S	382-382S	382	082-082S	082S	482-482B	Lt. Flax
Med. Gold	384-384S	384-384S	384-384S	384	084-084S	084S	484	Med. Gold
Dk. Cordovan	386-386S	386-386S	386-386S		086-086S	086S	486	Dk. Cordovan
Dk. Mauve	387-387S	387-387S	387-387S		087-087S	087S	487	Dk. Mauve
Med. Red	388-388S	388-388S	388-388S	388	088-088S	088S	488	Med. Red

## CLOTH

CALAIS SERIES			
Coupe G		Hardtop N	
INSERTS CLOTH		BOLSTERS VINYL	
211	Black	Decameron	Black
226	Dk. Blue	Decameron	Dk. Blue
229	Med. Aqua	Decameron	Med. Aqua
231	Dk. Green	Decameron	Dk. Green
242	Lt. Flax	Decameron	Lt. Flax
244	Med. Gold	Decameron	Med. Gold
ALL VINYL—EXTRA CHARGE			
251	Black	282	Lt. Flax

DE VILLE SERIES				
Coupe J		Hardtop B		Sedan L
INSERTS CLOTH		BOLSTERS LEATHER		
311-311S	Black	Dardanelle	Black	311
326-326S	Dk. Blue	Delphine	Dk. Blue	326
329-329S	Med. Aqua	Delphine	Med. Aqua	329
331-331S	Dk. Green	Dardanelle	Dk. Green	331
342-342S	Lt. Flax	Delphine	Lt. Flax	342
344-344S	Med. Gold	Dardanelle	Med. Gold	344
346-346S	Dk. Cordovan	Dardanelle	Dk. Cordovan	346
347-347S	Dk. Mauve	Delphine	Dk. Mauve	347

CONVERTIBLE TOP COLORS		VINYL TOP COLORS	
Styles F-J-B-L-H-P-R-S			
1	White	1	White
2	Black	2	Black
3	Dk. Blue	3	Dk. Blue
5	Cordovan	4	Gold
6	Flax	5	Cordovan
		6	Flax

On Limousine style S, front compartment will be standard Sierra grain Black leather. Code B indicates Bucket Seats and Code S indicates Dual Comfort Front Seat.

FLEETWOOD SERIES			
Eldorado R			
INSERTS CLOTH		BOLSTERS VINYL	
410	Black/Gray	Dominion	Black
411	Black	Dubonnet	Black
426	Dk. Blue	Dubonnet	Dk. Blue
429	Med. Aqua	Dubonnet	Med. Aqua
431	Dk. Green	Dubonnet	Dk. Green
442	Med. Flax	Dubonnet	Lt. Flax
444	Med. Gold	Dubonnet	Med. Gold
446	Dk. Cordovan	Dubonnet	Dk. Cordovan
447	Dk. Mauve	Dubonnet	Dk. Mauve

Sixty Special M				Brougham P	
INSERTS CLOTH		BOLSTERS LEATHER			
011-011S	Black	Devereaux	Black	011S	
029-029S	Med. Aqua	Devereaux	Med. Aqua	029S	
031-031S	Dk. Green	Dumont	Dk. Green	031S	
044-044S	Med. Gold	Devereaux	Med. Gold	044S	
046-046S	Dk. Cordovan	Dumont	Dk. Cordovan	046S	
047-047S	Dk. Mauve	Devereaux	Dk. Mauve	047S	
049-049S	Dk. Maroon	Dumont	Dk. Maroon	049S	

ALL DUBONNET CLOTH Embroidered Back Rests			
016-016S	Lt. Gray		
026-026S	Dk. Blue	042-042S	Med. Flax

"75" Sedan R		"75" Limousine S	
Dubonnet Cloth has Embroidered Design			
711	Black	Leather	
716	Lt. Gray	Dubonnet	
719	Med. Gray	Dumont	
726	Dk. Blue	Dubonnet	
742	Med. Flax	Dubonnet	

# 1969 CADILLAC

## EQUIPMENT INFORMATION

### **Groups**

The more popular Cadillac options that make everyday motoring more convenient and enjoyable are placed in groups. Each group of options is factory-installed, saving the customer time. In addition, placing items in groups greatly simplifies the ordering process. All factory-installed items are available at extra charge with the exception of the filler plate.

Groups 8 and 9 contain the same items with the exception that, Group 9 includes an additional item, Headlamp Control—Code U.

### **Group Restrictions**

Group 1 should not be ordered for the Seventy-Five Sedan and Limousine. The AM-FM Stereo Radio included in Group 1 is not available on the Seventy-Five models. Group 4 should be ordered only for the Seventy-Five Sedan and Limousine. The Rear Control AM Radio included in Group 4 is available only on the Seventy-Five body styles.

### **If All Group Equipment Not Ordered**

When any options in a group are not ordered, inform the customer of the items not ordered. This will call attention to items the customer may have intended to order but overlooked.

### **Cruise Control**

Two Cruise Control Systems are available for 1969, Cruise Control-Electric and Cruise Control-Vacuum (Eldorado only).

### **Disc Brakes**

Front Wheel Disc Brakes are standard on all models.

### **Power Windows**

Power Windows are standard on all models.

### **Rear Window De-Fogger**

The Rear Window De-Fogger is standard on the Seventy-Five body styles as part of the rear A/C system. It is available on all other models at extra charge with the exception that, on the Convertible, it is not available.

### **Seat Belts And Shoulder Belts**

Six seat belts with pushbutton buckles, 3 front and 3 rear, are standard on all models with the exception that, on the Eldorado, five are standard with bucket seats. Shoulder belts with pushbutton buckles for the driver and right front seat passenger are standard on all models with the exception that, on the Convertible, they are optional at extra charge. Shoulder belts for the left and right rear seat passengers are available on all models, including the Convertible, at extra charge.

### **Dual Comfort Front Seat**

The new Dual Comfort Front Seat with individual driver and passenger controls is standard on the Brougham and optional at extra charge on the Sixty Special and all De Ville models except Sedan de Ville. The driver's section is 2-way power operated while the passenger's section is 2-way manually operated. A 6-way power seat adjuster is available at extra charge for the driver. It is also available for the passenger section provided the 6-way power adjuster is ordered for the driver section.

### **Vent Windows**

Front and rear vent windows are eliminated on all models with one exception. The Eldorado retains power-operated rear quarter vent windows.

# 1969 CADILLAC

## FACTORY INSTALLED OPTIONS

### Basic Groups

		Group 1	Group 2	Group 3	Group 4 ("75" only)
1	RADIO, AM-FM STEREO (Not on "75") U50	1			
2	RADIO, AM-FM U69		2		
3	RADIO, AM U65			3	
4	RADIO, AM REAR CONTROL ("75" only) U67				4
W	TIRES, WHITEWALL P26	W	W	W	W
E	GLASS, SOFT RAY A01	E	E	E	E
D	DOOR EDGE GUARDS 893	D	D	D	D
K	AUTOMATIC CLIMATE CONTROL C61	K	K	K	STD
Y	SEAT ADJUSTER, POWER FRONT 6-Way Bench A42 or Driver's Dual Comfort Front Seat A61 4-Way Driver's Bucket A46	Y	Y	Y	Y (Except Style S)

### Equipment Groups

Group 8	
N	DOOR LOCKS, POWER—4 DOORS AU3
M	DOOR LOCKS & SEAT BACK RELEASE, POWER— 2 DOORS AU3
Q	STEERING WHEEL, TILT & TELESCOPE N37
F	FLOOR MATS, RUBBER—Front & Rear Y28
J	TWILIGHT SENTINEL T82
S	TRUNK LOCK, REMOTE-CONTROL A98
B	DE-FOGGER, REAR WINDOW C50
C	CRUISE CONTROL (ELECTRIC) K30
C	CRUISE CONTROL (VACUUM) Eldorado only K30
Group 9	
N	DOOR LOCKS, POWER—4 DOORS AU3
M	DOOR LOCKS & SEAT BACK RELEASE, POWER— 2 DOORS AU3
Q	STEERING WHEEL, TILT & TELESCOPE N37
F	FLOOR MATS, RUBBER—Front & Rear Y28
J	TWILIGHT SENTINEL T82
S	TRUNK LOCK, REMOTE-CONTROL A98
B	DE-FOGGER, REAR WINDOW C50
C	CRUISE CONTROL (ELECTRIC) K30
C	CRUISE CONTROL (VACUUM) Eldorado only K30
U	HEADLAMP CONTROL, GUIDE-MATIC T88

### Order Individually

S	DUAL COMFORT FRONT SEAT A66
B	BUCKET SEATS (Eldorado Only) A51
V	SEAT ADJUSTER, POWER FRONT 6-Way Passenger Dual Comfort Front Seat A62 (Only when Code Y ordered)
L	LICENSE FRAME—ONE V50
D	LICENSE FRAMES—TWO V51
P	FILLER PLATE VK1
T	HIGHER MILEAGE H.D. WHITEWALL TIRES (Eldorado only) PT3
G	CONTROLLED DIFFERENTIAL G88 (Not on Eldorado)
L	LEVEL CONTROL, AUTOMATIC G67
H	TRUMPET HORN U88
A	SEAT WARMER C33 ("75" Rear) C34
Z	SHOULDER BELTS, REAR A54
N	SHOULDER BELTS, FRONT A85 (Convertible only)

#### NOTICE

B—De-Fogger is standard on "75" and not available on Convertible.

S—Dual Comfort Front Seat is standard on Brougham.

L—Level Control is standard on all Fleetwood Cars.



# .969 CADILLAC

## STANDARD AND OPTIONAL EQUIPMENT

S—Standard O—Optional N—Not Available A—Available on Special Order

	CALAIS			DE VILLE			FLEETWOOD				
	COUPE	HARDTOP SEDAN	CONVERTIBLE	COUPE	HARDTOP SEDAN	SEDAN	ELDORADO	60 SPECIAL	BROUGHAM	9-PASS. SEDAN	LIMOUSINE
AIR CLEANER, dry-pack	S	S	S	S	S	S	S	S	S	S	S
ARMRESTS, sides, front and rear	S	S	S	S	S	S	S	S	S	S	S
ARMREST, center front	S	S	S	S	S	S	S	S	S	S	N
ARMREST, center, rear	N	N	N	S	S	S	N	S	S	S	S
ASSIST HANDLES (2)	N	N	N	N	N	N	N	N	N	S	S
ASSIST STRAPS (2)	S	S	S	S	S	S	S	S	S	S	S
AUTOMATIC CLIMATE CONTROL	O	O	O	O	O	O	O	O	O	S	S
AUTOMATIC LEVEL CONTROL	O	O	O	O	O	O	S	S	S	S	S
AUTOMATIC LOCKING SEAT BELT RETRACTOR, front (2)	S	S	S	S	S	S	S	S	S	S	S
BENCH SEATS, all vinyl	O	O	N	N	N	N	N	N	N	N	N
BENCH SEATS, leather	N	N	S	O	O	O	O	O	N	A	A*
BENCH SEATS, power front, 2-way	N	N	S	S	S	S	S	S	N	S	S
BENCH SEATS, power front, 6-way	O	O	O	O	O	O	O	O	N	O	N
BUCKET SEATS, front	N	N	N	N	N	N	O	N	N	N	N
BUCKET SEATS, power, 2-way	N	N	N	N	N	N	S	N	N	N	N
BUCKET SEATS, power, 4-way driver	N	N	N	N	N	N	O	N	N	N	N
CIGARETTE LIGHTERS, front (2)	S	S	S	S	S	S	S	S	S	S	S
CIGARETTE LIGHTERS, rear (2)	N	N	S	S	S	S	S	S	S	S	S
CLOCK, electric, front	S	S	S	S	S	S	S	S	S	S	S
CONTROLLED DIFFERENTIAL	O	O	O	O	O	O	N	O	O	O	O
CRUISE CONTROL, electric (Vacuum Eldorado)	O	O	O	O	O	O	O	O	O	O	O
DE-FOGGER, rear window	O	O	N	O	O	O	O	O	O	S	S
DOOR EDGE GUARDS	O	O	O	O	O	O	O	O	O	O	O
DOOR LOCKS, power	O	O	O	O	O	O	O	O	O	O	O

\*Leather standard in Chauffeur's compartment.

# 1969 CADILLAC

## STANDARD AND OPTIONAL EQUIPMENT

—continued

S—Standard O—Optional N—Not Available A—Available on Special Order

	CALAIS			DE VILLE			FLEETWOOD				
	COUPE	HARDTOP SEDAN	CONVERTIBLE	COUPE	HARDTOP SEDAN	SEDAN	ELDOBRADO	60 SPECIAL	BROUGHAM	9-PASS. SEDAN	LIMOUSINE
DUAL COMFORT SEAT, front	N	N	O	O	O	A	N	O	S	N	N
DUAL COMFORT SEAT, power front, 2-way driver	N	N	S	S	S	A	N	S	S	N	N
DUAL COMFORT SEAT, power front, 6-way	N	N	O	O	O	A	N	O	O	N	N
FOLDING SEAT BACK LATCH (coupe and bucket)	S	N	S	S	N	N	S	N	N	N	N
HAZARD WARNING FLASHER	S	S	S	S	S	S	S	S	S	S	S
HEADLAMP CONTROL, GUIDE-MATIC	O	O	O	O	O	O	O	O	O	O	O
HEAD RESTRAINTS, front seats (2)	S	S	S	S	S	S	S	S	S	S	S
LICENSE FRAMES	O	O	O	O	O	O	O	O	O	O	O
LIGHT, dash mounted ash receiver	S	S	S	S	S	S	S	S	S	S	S
LIGHT, glove compartment	S	S	S	S	S	S	S	S	S	S	S
LIGHT, luggage compartment	S	S	S	S	S	S	S	S	S	S	S
LIGHT, map	S	S	S	S	S	S	S	S	S	S	S
LIGHTS, backup	S	S	S	S	S	S	S	S	S	S	S
LIGHTS, cornering	S	S	S	S	S	S	S	S	S	S	S
LIGHTS, courtesy	S	S	S	S	S	S	S	S	S	S	S
LIGHTS, directional signal	S	S	S	S	S	S	S	S	S	S	S
LIGHTS, directional indicator	S	S	S	S	S	S	S	S	S	S	S
LIGHTS, marker	S	S	S	S	S	S	S	S	S	S	S
LIGHTS, reading	S	S	N	S	S	S	S	S	S	S	S
OIL FILTER, Full-Flow	S	S	S	S	S	S	S	S	S	S	S
OUTSIDE MIRROR, left side, remote-control	S	S	S	S	S	S	S	S	S	S	S
OUTSIDE MIRROR, right side	O	O	O	O	O	O	O	O	O	S	S
POWER BRAKES (dual system), disc front	S	S	S	S	S	S	S	S	S	S	S
POWER STEERING (variable-ratio except 75's)	S	S	S	S	S	S	S	S	S	S	S

# 1969 CADILLAC

## STANDARD AND OPTIONAL EQUIPMENT

—continued

S—Standard O—Optional N—Not Available A—Available on Special Order

	CALAIS			DE VILLE				FLEETWOOD			
	COUPE	HARDTOP SEDAN	CONVERTIBLE	COUPE	HARDTOP SEDAN	SEDAN	ELDORADO	60 SPECIAL	BROUGHAM	8-PASS. SEDAN	LIMOUSINE
RADIO, AM	O	O	O	O	O	O	O	O	O	O	O
RADIO, AM-FM	O	O	O	O	O	O	O	O	O	O	O
RADIO, AM-FM Stereo	O	O	O	O	O	O	O	O	O	N	N
RADIO, AM, rear controls	N	N	N	N	N	N	N	N	N	O	O
RED LENS, reflector, door panels	S	S	N	N	N	N	N	N	N	N	N
RED LENS, illuminated, door panels	N	N	S	S	S	S	S	S	S	S	S
SAFETY BELT STOWAGE RECEPTACLE	N	N	S	S	S	S	S	S	S	S	N
SEAT BELTS, front (3); rear (3)	S	S	S	S	S	S	S	S	S	S	S
SEAT WARMER, front (rear only on 75's)	O	O	O	O	O	O	O	O	O	O	O
SHOULDER BELTS, front (2)	S	S	O	S	S	S	S	S	S	S	S
SHOULDER BELTS, rear (2)	O	O	O	O	O	O	O	O	O	O	O
SOFT RAY GLASS	O	O	O	O	O	O	O	O	O	O	O
STEREO TAPE PLAYER	O	O	O	O	O	O	O	O	O	O	O
TILT and TELESCOPE STEERING WHEEL	O	O	O	O	O	O	O	O	O	O	O
TRUNK LOCK, electric remote-control	O	O	O	O	O	O	O	O	O	O	O
TURBO HYDRA-MATIC TRANSMISSION	S	S	S	S	S	S	S	S	S	S	S
TWILIGHT SENTINEL (automatic headlamp timer)	O	O	O	O	O	O	O	O	O	O	O
VISOR VANITY MIRROR, shatterproof	S	S	S	S	S	S	S	S	S	S	S
VISORS, dual sun, padded	S	S	S	S	S	S	S	S	S	S	S
WHEEL DISCS (set of four)	S	S	S	S	S	S	S	S	S	S	S
WHITEWALL TIRES, 9.00 x 15 (5), 8.20 x 15 on 75's	O	O	O	O	O	O	O	O	O	O	O
WHITEWALL TIRES, J-78-15 Higher Mileage-H.D.	N	N	N	N	N	N	O	N	N	N	N
WINDOWS, power	S	S	S	S	S	S	S	S	S	S	S
WINDOWS, power, rear quarter	N	N	N	N	N	N	S	N	N	N	N
WINDSHIELD WASHER and COORDINATOR	S	S	S	S	S	S	S	S	S	S	S

# FLEETWOOD BODY STYLES (SPECIAL FEATURES)

	ELDORADO	60 SPECIAL	BROUGHAM	9-PASS. SEDAN	LIMOUSINE
ASH RECEIVERS (2) on each rear door armrest				X	X
AUXILIARY SEATS (2)				X	X
COIL SEAT SPRINGS		X	X	X	X
COURTESY LIGHTS, rear door armrests		X	X	X	X
DECORATIVE PANEL, rear bumper		X	X	X	X
DIVISION GLASS					X
FOOT RESTS, rear			X	X	X
PADDED ROOF with perimeter moulding			X		
READING LAMPS, adjustable			X		
READING LAMPS, overhead on A/C outlets				X	X
READING SPOTLIGHT, front compartment header					X
RED LENS, reflector, rear bumper	X				
SPARE TIRE COVER		X	X		
STAINLESS STEEL ROCKER PANEL MOULDING	X	X	X		
TRUNK COMPARTMENT, completely fabric lined		X	X		
WHEELBASE, exclusive length	X	X	X	X	X
WREATH AND CREST INSIGNIA ON HOOD, DECK LID AND REAR QUARTER PANELS	X*	X	X**	X	X
WREATH AND CREST INSIGNIA ON STEERING WHEEL	X	X	X	X	X

\*Illuminated on Eldorado rear quarter panel.

\*\*Upper rear quarter panel on Brougham.

# 1969 CADILLAC PACKAGED ACCESSORIES AVAILABLE FOR DEALER INSTALLATION

CODE
ANTENNA, Electric
<b>L</b> AUTOMATIC LEVEL CONTROL, except styles H-M-P-R-S
COMPASS
<b>C</b> CRUISE CONTROL, except style H
<b>C</b> CRUISE CONTROL, style H
CUSHION COVER, Front or Rear (each) except Bucket Seats and styles H-M-P-R-S
<b>B</b> DE-FOGGER, Rear Window except styles F-R-S
<b>D</b> DOOR EDGE GUARDS—2 Doors
<b>D</b> DOOR EDGE GUARDS—4 Doors
FOOT SELECTOR CONTROL, AM Radio
<b>U</b> HEADLAMP CONTROL, Guide-Matic
LICENSE FRAME (each)
LITTER BASKET
MAT, Floor—Front One-Piece Full except style H
MAT, Floor—Front One-Piece Full style H
MAT, Floor—Front R.H. and L.H. (Pair) except style H
MAT, Floor—Rear One-Piece Full except styles H-R-S
MAT, Floor—Rear One-Piece Full style H

CODE
MAT, Floor—Rear R.H. and L.H. (Pair) except styles H-R-S
MAT, Luggage Compartment except style H
MIRROR, Outside Rearview, R.H. except styles H-R-S
MIRROR, Outside Rearview, R.H. style H
MOULDING PACKAGE, Body side, style H
MOULDING PACKAGE, Body side, styles M-P
<b>2</b> RADIO, AM-FM
<b>3</b> RADIO, AM
<b>4</b> RADIO, Rear Control (AM) styles R-S
SEAT, Child Safety, deluxe
SEAT, Child Safety, standard
SHOULDER BELTS, Rear—Outer—Each
SPARE TIRE COVER except styles H-M-P
STEREO TAPE PLAYER—All Radios
TISSUE DISPENSER
<b>P</b> TRUMPET HORN
TRUNK LOCK RELEASE, Remote-Control
<b>J</b> TWILIGHT SENTINEL (Automatic Headlamp Timer)

# USAGE OF CADILLAC COLORS

% Used In 1968\*


Code	Name	Styles G-N-J-B-L	Style F Convertible	Style M Eldorado	Styles M-P Sixty Special Brougham
10	SABLE BLACK	4.2%	5.5%	5.5%	15.8%
12	COTILLION WHITE	13.8	14.4	10.8	9.9
16	PATINA SILVER	4.6	2.7	4.4	4.7
18	PHANTOM GRAY	2.5	1.3	1.8	5.4
24	ASTRAL BLUE	6.9	5.4	3.1	4.8
26	ATHENIAN BLUE	2.8	2.8	3.7	7.8
28	PERSIAN AQUA	6.6	5.2	3.5	3.2
30	PALMETTO GREEN	8.9	4.4	3.5	4.7
36	RAMPUR GREEN	3.5	3.0	2.4	6.1
40	COLONIAL YELLOW	4.9	6.7	3.6	1.8
42	CAMEO BEIGE	5.5	4.2	3.1	3.6
44	SHALIMAR GOLD	14.3	5.8	7.1	9.5
46	CORDOVAN	9.3	9.0	8.0	4.5
47	WISTERIA**				
48	SAN MATEO RED	2.6	11.0	5.2	.8
49	EMPIRE MAROON	2.4	1.4	1.6	3.1

## Firemist Colors

90	SAPPHIRE BLUE	.9	1.7	4.7	3.2
94	CHALICE GOLD	2.1	2.3	9.0	3.9
96	BISCAY AQUA	2.0	4.1	7.4	2.2
97	NUTMEG BROWN	1.1	1.9	5.8	3.0
99	CHATEAU MAUVE	.7	1.3	4.1	2.0

\*Through May, 1968.

\*\* No percentage listed because it is a new color family.



*BODY STYLES*  
*& INTERIORS*

## BODY STYLES AND INTERIORS

Calais Coupe . . . . .	B-2, 3, 3a, 3b
Calais Hardtop Sedan . . . . .	B-4, 5, 5a, 5b
De Ville Convertible . . . . .	B-6, 7, 7a, 7b
Coupe de Ville . . . . .	B-8, 9, 9a, 9b
Hardtop Sedan de Ville . . . . .	B-10, 11, 11a, 11b
Sedan de Ville . . . . .	B-12, 13, 13a, 13b
Fleetwood Eldorado . . . . .	B-14, 15, 15a, 15b
Fleetwood Sixty Special . . . . .	B-16, 17, 17a, 17b, 18, 19
Fleetwood Brougham . . . . .	B-20, 21, 21a, 21b, 22, 23
Fleetwood Seventy-Five Sedan . . . . .	B-24, 25, 25a, 25b
Fleetwood Seventy-Five Limousine . . . . .	B-26, 27, 27a, 27b
Landau Roof Option . . . . .	B-28



# CADILLAC

---

## UPHOLSTERY OPTIONS

### Expanded Vinyl in Calais Cars

Two all-vinyl interiors—Black and Lt. Flax—are offered at extra charge in the two Calais body styles.

Expanded vinyl is an extra thick-coated fabric with a soft resilient feel attained by sandwiching a sponge-like cellular structure between the backing fabric and plastic top-coating.

### De Ville Convertible Leather Options

Eleven bench seat leather options are available at no extra charge. The Dual Comfort Front Seat is available at extra charge in the same leather options.

### De Ville Closed Car Leather Options

Nine leather options for the Coupe de Ville and eight for the Hardtop Sedan de Ville are available at extra charge in either the bench seat or Dual Comfort Front Seat. In the Sedan de Ville, six leather options are available at extra charge in bench seat styling only.

### Eldorado Leather Options

Nine leather upholstery selections are available at extra charge in the Eldorado. Two of these—Black and Lt. Flax—are available with Bucket Seats at extra charge.

### Sixty Special and Brougham Leather Options

Nine leather options are available at extra charge in the Sixty Special and Brougham. The trim style is three horizontal pillow backrest and button.

### Bucket Seats and Dual Comfort Front Seat

Eldorado leather upholstery numbers suffixed with a "B" are available at extra charge with Bucket Seats. All upholstery numbers suffixed with an "S" are available at extra charge with the Dual Comfort Front Seat with the exception that, in the Brougham, the Dual Comfort Front Seat is standard.

### Large Upholstery Book

Due to the limited size of the Data Book, upholstery samples are small. Therefore, it may be necessary to refer to the large upholstery book in which a 7" x 14" sample of each pattern is shown for a better view of upholstery samples.

### De Ville Cloth Options

Dardanelle and Delphine cloth, together with Sierra grain leather, are available in eight color options in De Ville closed cars.


### Eldorado Cloth Options

Two cloth patterns—Dominion and Dubonnet—are available with vinyl in nine colors.

### Fleetwood Sixty Special and Brougham Cloth Interiors

Upholstery in the Sixty Special and Brougham is available in two trim styles—three horizontal pillow backrest and button style (cloth with leather in Devereaux and Dumont patterns) and two horizontal pillow backrest with geometric design and button style (all cloth in Dubonnet pattern).

*CALAIS COUPE*



	SEATS			DOORS	INSTRUMENT PANELS		CARPETS
	INSERTS	BOLSTERS	FORMED FRONT SEAT BACK PANELS	INSERTS	TOP AND LOWER	STEERING WHEEL	
C O D E S	Nylon Viscose Cloth	Expanded Vinyl  Cushion Facings  Headlining— Bedford Cord Coated Fabric  Garnish Mouldings	Laces  Head Restraints  Assist Straps  Moulded Vinyl Parts*	Nylon Viscose Cloth  Vinyl Door Pull  Seat Belt & Shoulder Belt Webbing	Rear Shelf	Control Lever Caps  Steering Column & Cover	Trenton & Travana Quality  Cowl Quarter Grille  Retractor Housing
	211	BLACK DECAMERON	BLACK	BLACK DECAMERON	BLACK	BLACK	BLACK
	226	DK. BLUE DECAMERON	DK. BLUE	DK. BLUE DECAMERON	DK. BLUE	BLACK	DK. BLUE
	229	MED. AQUA DECAMERON	MED. AQUA	MED. AQUA DECAMERON	DK. AQUA	BLACK	MED. AQUA
	231	DK. GREEN DECAMERON	DK. GREEN	DK. GREEN DECAMERON	DK. GREEN	BLACK	DK. GREEN
	242	LT. FLAX DECAMERON	LT. FLAX	LT. FLAX 1 DECAMERON	DK. FLAX	BLACK	MED. FLAX
	244	MED. GOLD DECAMERON	MED. GOLD	MED. GOLD DECAMERON	DK. GOLD	BLACK	MED. GOLD

### Expanded Vinyl at Extra Charge

	EXPANDED VINYL		EXPANDED VINYL			
251	BLACK	BLACK	BLACK	BLACK	BLACK	BLACK
292	LT. FLAX	LT. FLAX	LT. FLAX 1	DK. FLAX	BLACK	MED. FLAX

\*Moulded Soft Vinyl Parts Include: Rearview Mirror Support Cover; Coat Hooks.

1. Mod. Flex Seat Belts & Shoulder Belts

INTERIOR DIMENSIONS		
	Front	Rear
Head room	38.2"	37.3"
Shoulder room	58.4"	59.3"
Hip room	82.8"	55.6"
Leg room	41.2"	38.7"
Seat height	12.5"	15.1"

INTERIOR LAMPS		
LAMPS	SWITCHES	
	Door Jamb	Other
Courtesy-Inst. panel ends and rear quarter	X	Headlamp
Map, on inst. panel		Integral
Glove Box and Trunk		Automatic

## **CALAIS COUPE**


### **UPHOLSTERY AND SEAT STYLING**

**UPHOLSTERY STYLING.** The Calais Coupe interior is an attractive blend of Decameron cloth inserts in 2-inch pleats and softly textured vinyl at the top of seat back inserts. Decameron cloth is a richly textured, scroll pattern weave available in six colors.

Two smartly tailored all-vinyl upholsteries, optional at extra charge, also are styled in 2-inch pleats with the exception of the plain bolster areas mentioned above. Additional vinyl colors are available on special request. See Special Order and Price sections.

**SEAT STYLING.** The Notch-back bench front seat with individual backrests and folding center armrest is standard. Individual backrests latch securely in place to prevent them from tilting forward. Depressing the release button on the seat side panel unlocks the seat back. (With power door locks, the release button is on the back of the seat back.)

**STANDARD AND OPTIONAL EQUIPMENT.** See Equipment Charts on Pages A-9, A-10, and A-11.

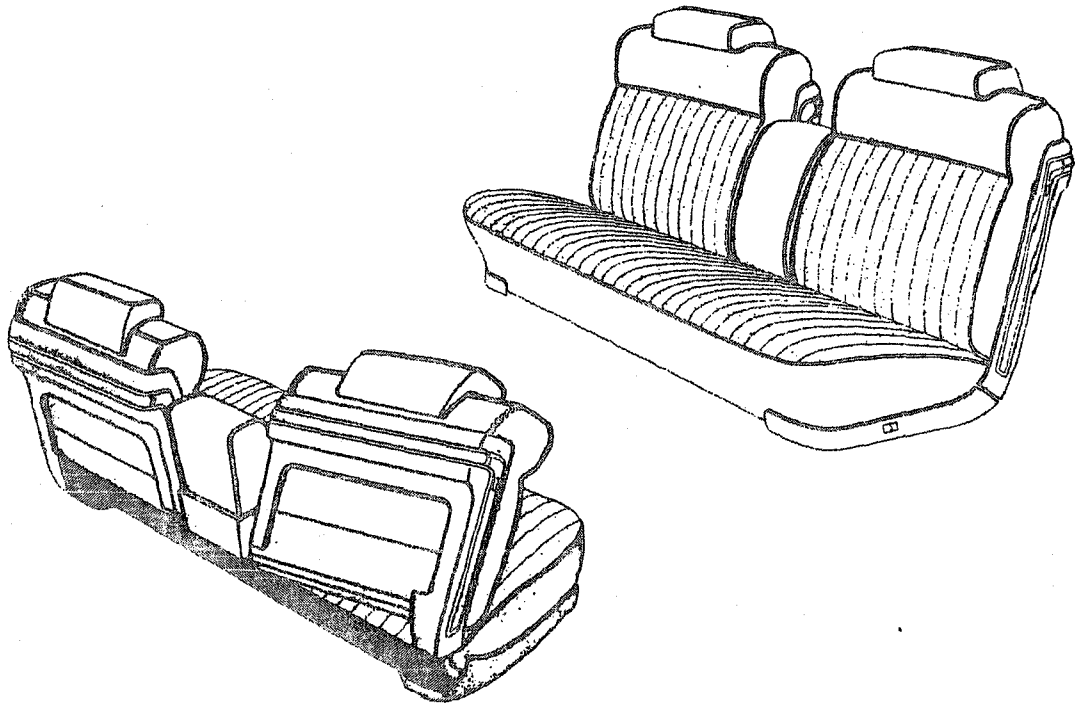


on  
on

ch  
rs


ig  
m  
k.

0,




Vinyl

Cloth



*CALAIS HARDTOP SEDAN*



	SEATS			DOORS	INSTRUMENT PANELS		CARPETS
	INSERTS	BOLSTERS	FORMED FRONT SEAT BACK PANEL	INSERTS	TOP AND LOWER	STEERING WHEEL	
<b>C O D E S</b>	Nylon Viscose Cloth	Expanded Vinyl Cushion Facings Headlining—Bedford Cord Coated Fabric Garnish Mouldings	Laces Head Restraints Assist Strap Moulded Vinyl Parts*	Nylon Viscose Cloth Vinyl Door Pull Seat Belt & Shoulder Belt Webbing	Rear Shelf	Control Lever Caps Steering Column & Cover	Trenton & Travana Quality Cowl Quarter Grille Retractor Housing
211	BLACK DECAMERON	BLACK		BLACK DECAMERON	BLACK	BLACK	BLACK
226	DK. BLUE DECAMERON	DK. BLUE		DK. BLUE DECAMERON	DK. BLUE	BLACK	DK. BLUE
229	MED. AQUA DECAMERON	MED. AQUA		MED. AQUA DECAMERON	DK. AQUA	BLACK	MED. AQUA
231	DK. GREEN DECAMERON	DK. GREEN		DK. GREEN DECAMERON	DK. GREEN	BLACK	DK. GREEN
242	LT. FLAX DECAMERON	LT. FLAX		LT. FLAX 1 DECAMERON	DK. FLAX	BLACK	MED. FLAX
244	MED. GOLD DECAMERON	MED. GOLD		MED. GOLD DECAMERON	DK. GOLD	BLACK	MED. GOLD

**Expanded Vinyl at Extra Charge**

	EXPANDED VINYL		EXPANDED VINYL			
251	BLACK	BLACK	BLACK	BLACK	BLACK	BLACK
262	LT. FLAX	LT. FLAX	LT. FLAX 1	DK. FLAX	BLACK	MED. FLAX

\*Moulded Soft Vinyl Parts Include: Rearview Mirror Support Cover; Coat Hooks.

1. Med. Flax Seat Belts & Shoulder Belts

INTERIOR DIMENSIONS		
	Front	Rear
Head room	38.2"	37.2"
Shoulder room	61.0"	59.7"
Hip room	62.8"	62.7"
Leg room	41.2"	40.1"
Seat height	12.5"	14.8"

INTERIOR LAMPS		
LAMPS	SWITCHES	
	Door Jambs	Other
Courtesy-Inst. panel ends and rear quarter	X	Headlamp
Map, on inst. panel		Integral
Glove Box and Trunk		Automatic


## CALAIS HARDTOP SEDAN UPHOLSTERY AND SEAT STYLING

**UPHOLSTERY STYLING.** The Calais Hardtop Sedan interior is also an attractive combination of Decameron cloth inserts in 2-inch pleats and supple vinyl at the top of seat back inserts. Decameron cloth is a richly textured, scroll pattern weave available in six colors.

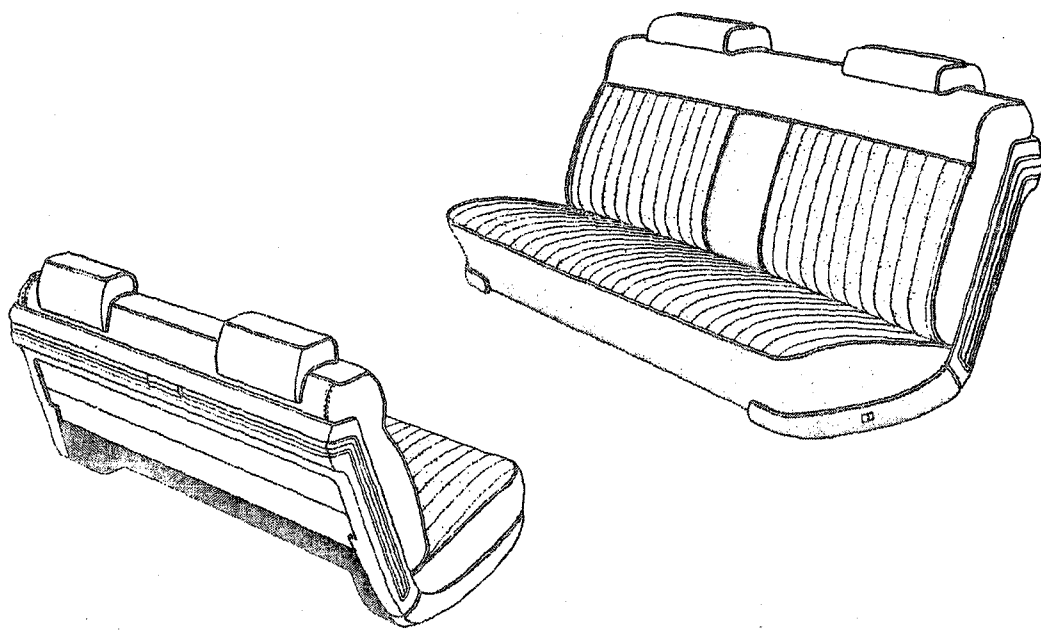
Two finely tailored all-vinyl upholsteries, optional at extra charge, also have 2-inch pleats except for the plain bolster areas. Additional vinyl colors are available on special request. See Special Order and Price sections.

**SEAT STYLING.** A bench front seat with straight-across, stationary seat back, functionally styled assist strap and folding center armrest is standard on the Hardtop Sedan.

**STANDARD AND OPTIONAL EQUIPMENT.** See Equipment Charts on Pages A-9, A-10, and A-11.









Vinyl

Cloth



B-5b

*DE VILLE CONVERTIBLE*



	SEATS			DOORS	INSTRUMENT PANELS		CARPETS
	LEATHER		FORMED FRONT SEAT BACK PANELS	INSERTS	TOP AND LOWER	STEERING WHEEL	
	INSERTS	BOLSTERS					
<b>C</b>	Ostrich Grain Leather	Sierra Grain Leather	Laces	Rosewood		Control Lever Caps	Trianon & Tyrol Quality
<b>O</b>		Cushion Facings—Expanded Vinyl Top Boot	Head Restraints Assist Straps	Vinyl Door Pull		Steering Column & Cover	Cowl Quarter Grille Retractor Housing
<b>D</b>				Seat Belt & Shoulder Belt Webbing			
<b>E</b>							
<b>S</b>				Moulded Vinyl Parts*			
<b>351</b>	BLACK	BLACK	BLACK	BLACK	BLACK	BLACK	
<b>352</b>	WHITE	WHITE	WHITE 1	BLACK	BLACK	BLACK	
<b>353</b>	WHITE	WHITE	WHITE 2	DK. BLUE	BLACK	DK. BLUE	
<b>354</b>	WHITE	WHITE	WHITE 3	MED. RED	BLACK	MED. RED	
<b>366</b>	DK. BLUE	DK. BLUE	DK. BLUE	DK. BLUE	BLACK	DK. BLUE	
<b>371</b>	DK. GREEN	DK. GREEN	DK. GREEN	DK. GREEN	BLACK	DK. GREEN	
<b>382</b>	LT. FLAX	LT. FLAX	LT. FLAX 4	DK. FLAX	BLACK	MED. FLAX	
<b>384</b>	MED. GOLD	MED. GOLD	MED. GOLD	DK. GOLD	BLACK	MED. GOLD	
<b>386</b>	DK. CORDOVAN	DK. CORDOVAN	DK. CORDOVAN	DK. CORDOVAN	BLACK	DK. CORDOVAN	
<b>387</b>	DK. MAUVE	DK. MAUVE	DK. MAUVE	DK. MAUVE	BLACK	DK. MAUVE	
<b>388</b>	MED. RED	MED. RED	MED. RED	MED. RED	BLACK	DK. RED	

\*Moulded Soft Vinyl Parts Include: Rearview Mirror Support Cover.

1. Black Seat Belts & Shoulder Belts

3. Med. Red Seat Belts & Shoulder Belts

2. Dk. Blue Seat Belts & Shoulder Belts

4. Med. Flax Seat Belts & Shoulder Belts

	INTERIOR DIMENSIONS	
	Front	Rear
Head room	39.0"	38.1"
Shoulder room	60.3"	59.3"
Hip room	62.8"	55.6"
Leg room	41.2"	38.7"
Seat height	12.5"	15.1"

	INTERIOR LAMPS		
	LAMPS	SWITCHES	
		Door Jamb	Other
Courtesy-Inst. panel ends	X	Headlamp	
Courtesy rear quarter	X		
Door, red warning	X		
Map, on inst. panel		Integral	
Glove Box, inner console and Trunk		Automatic	

## DE VILLE CONVERTIBLE UPHOLSTERY AND SEAT STYLING

**UPHOLSTERY STYLING.** De Ville Convertible interior selections are richly tailored of exquisitely soft Ostrich grain leather inserts and Sierra grain top and center bolsters in eleven options. The seat back inserts feature an unusual effect created through the use of stitching and three tie-down buttons.

**SEAT STYLING.** A notch-back bench front seat with individual backrests, functionally styled assist straps and free-standing center armrest is standard. A Dual Comfort Front Seat with individual backrests and free-standing center armrest is available at extra charge. With either seat style, individual backrests latch securely in place until the release button on the seat side panel is depressed. (With power door locks, the release button is on the back of the seat back).

**ADDITIONAL LEATHER COLORS AND TWO-TONE COLORS.** If a prospective buyer should inquire about a color not listed on the chart or want a two-tone leather, see the Special Order and Price sections.

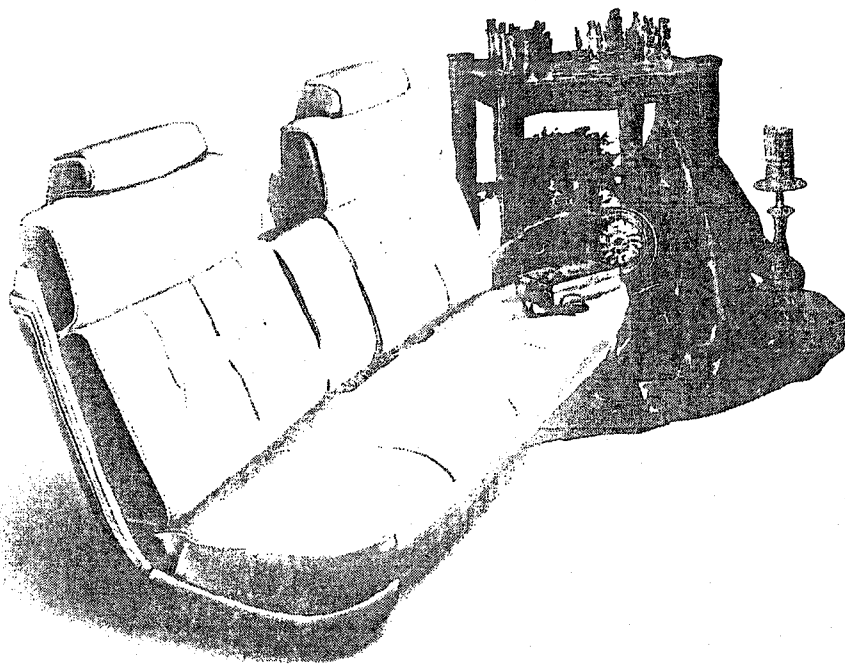
**TOP COLORS.** Code: 1. White 2. Black 3. Dark Blue 5. Cordovan 6. Flax


**LINER COLORS.** Liner colors cannot be changed since the top material is a fusion of vinyl, fabric, rubber and drill cloth.

Code: 1. Black 2. Black 3. Dark Blue 5. Flax 6. Flax

**TOP BOOT.** The vinyl-coated boot is color-keyed to the upholstery for a neat, tailored appearance.


**STANDARD AND OPTIONAL EQUIPMENT.** See Equipment Charts on Pages A-9, A-10, and A-11.





B-7b

*COUPE DE VILLE*



# COUPE DE VILLE-J

	SEATS			DOORS	INSTRUMENT PANELS		CARPETS
	INSERTS	BOLSTERS	FORMED FRONT SEAT BACK PANELS	INSERTS	TOP AND LOWER	STEERING WHEEL	
<b>C O D E S</b>	Nylon Viscose Cloth	Center Section— Leather Cushion Facings— Expanded Vinyl Headlining— Bedford Cord Coated Fabric Garnish Mouldings	Laces Head Restraints Assist Straps Moulded Vinyl Parts*	Nylon Viscose Cloth Vinyl Door Pull Seat Belt & Shoulder Belt Webbing	Rear Shelf	Control Lever Caps Steering Column & Cover	Trianon & Tyrol Quality Cowl Quarter Grille Retractor Housing
311 311S	BLACK DARDANELLE	BLACK		BLACK DARDANELLE	BLACK	BLACK	BLACK
326 326S	DK. BLUE DELPHINE	DK. BLUE		DK. BLUE DELPHINE	DK. BLUE	BLACK	DK. BLUE
329 329S	MED. AQUA DELPHINE	MED. AQUA		MED. AQUA DELPHINE	DK. AQUA	BLACK	MED. AQUA
331 331S	DK. GREEN DARDANELLE	DK. GREEN		DK. GREEN DARDANELLE	DK. GREEN	BLACK	DK. GREEN
342 342S	LT. FLAX DELPHINE	LT. FLAX		LT. FLAX 1 DELPHINE	DK. FLAX	BLACK	MED. FLAX
344 344S	MED. GOLD DARDANELLE	MED. GOLD		MED. GOLD DARDANELLE	DK. GOLD	BLACK	MED. GOLD
346 346S	DK. CORDOVAN DARDANELLE	DK. CORDOVAN		DK. CORDOVAN DARDANELLE	DK. CORDOVAN	BLACK	DK. CORDOVAN
347 347S	DK. MAUVE DELPHINE	DK. MAUVE		DK. MAUVE DELPHINE	DK. MAUVE	BLACK	DK. MAUVE

## Leather Options at Extra Charge

	INSERTS	BOLSTERS	(Includes rosewood insert on doors)			
	LEATHER					
	Ostrich Grain	Sierra Grain				
351 351S	BLACK	BLACK	BLACK	BLACK	BLACK	BLACK
352 352S	WHITE	WHITE	WHITE 2	BLACK	BLACK	BLACK
366 366S	DK. BLUE	DK. BLUE	DK. BLUE	DK. BLUE	BLACK	DK. BLUE
371 371S	DK. GREEN	DK. GREEN	DK. GREEN	DK. GREEN	BLACK	DK. GREEN
382 382S	LT. FLAX	LT. FLAX	LT. FLAX 1	DK. FLAX	BLACK	MED. FLAX
384 384S	MED. GOLD	MED. GOLD	MED. GOLD	DK. GOLD	BLACK	MED. GOLD
386 386S	DK. CORDOVAN	DK. CORDOVAN	DK. CORDOVAN	DK. CORDOVAN	BLACK	DK. CORDOVAN
387 387S	DK. MAUVE	DK. MAUVE	DK. MAUVE	DK. MAUVE	BLACK	DK. MAUVE
388 388S	MED. RED	MED. RED	MED. RED	MED. RED	BLACK	DK. RED

\*Moulded Soft Vinyl Parts Include: Rearview Mirror Support Cover; Coat Hooks.

1. Med. Flax Seat Belts & Shoulder Belts  
2. Black Seat Belts & Shoulder Belts

	INTERIOR DIMENSIONS	
	Front	Rear
Head room	38.2"	37.3"
Shoulder room	60.8"	59.3"
Hip room	62.8"	55.6"
Leg room	41.2"	38.7"
Seat height	12.5"	15.1"

	INTERIOR LAMPS		SWITCHES	
	LAMPS		Door Jamb	Other
Courtesy-inst. panel ends			X	Headlamp
Courtesy rear quarter			X	
Door, red warning			X	
Map, on inst. panel				Integral
Glove Box and Trunk				Automatic

## **COUPE DE VILLE**

### **UPHOLSTERY AND SEAT STYLING**

**UPHOLSTERY STYLING.** On the Coupe de Ville, pleasing Dardanelle or Delphine cloth inserts with leather bolsters or, optional at extra charge, beautifully rugged Ostrich grain leather are the selections available. Dardanelle cloth is a richly textured fabric with an ornate floral design styled in three panels. Three tie-down buttons are added to the seat back for strong visual effect. Delphine cloth is a sateen fabric also styled in three panels. On each seat back, three sunburst designs are woven in the fabric with a tie-down button in the center of each design. Ostrich grain leather comes in nine beautiful colors.

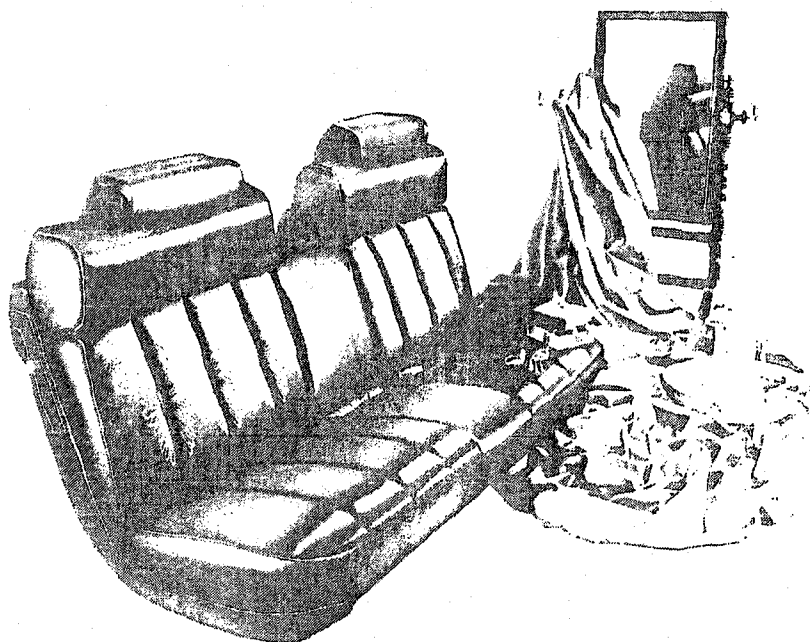
**SEAT STYLING.** A Notch-back bench front seat with separate backrests and folding center armrest together with rear seat center armrest is standard. A Dual Comfort Front Seat with individual backrests and folding center armrest is optional at extra charge. With either style, each front backrest stays securely latched until released by a pushbutton located on the seat side panel. (With power door locks, the release button is on the back of the seat back.) Functionally styled assist straps are placed on the back of each backrest.

**ADDITIONAL LEATHER COLORS.** Leather upholstery may be ordered in colors other than the ones listed on the chart. See the Special Order and Price sections.

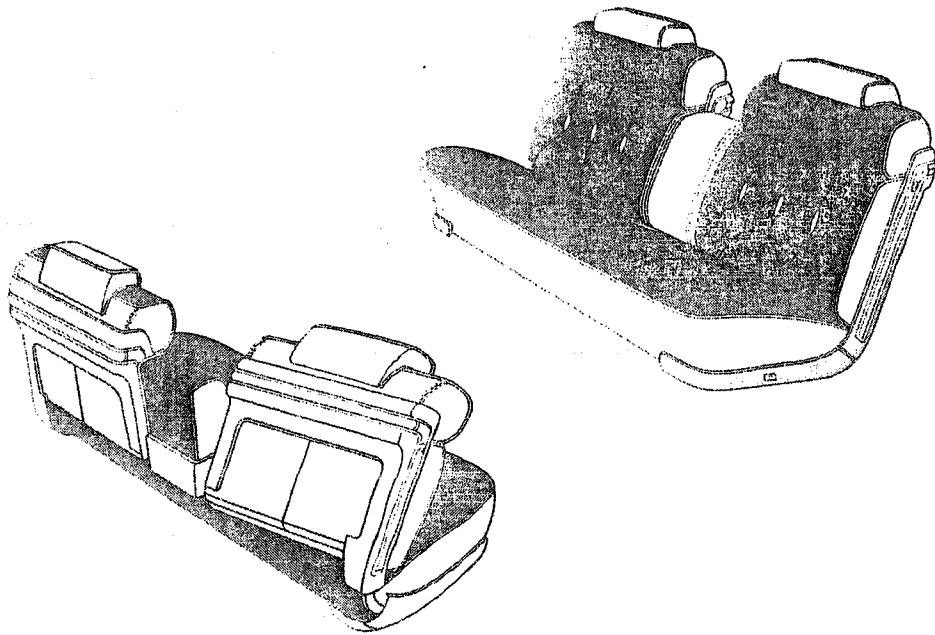
**VINYL TOP.** A vinyl top is an extra charge option that is becoming increasingly popular among Cadillac owners as it provides a neat two-tone appearance for added distinction.

**VINYL TOP COLORS.** Code: 1. White 2. Black 3. Dark Blue 4. Gold 5. Cordovan 6. Flax

**STANDARD AND OPTIONAL EQUIPMENT.** See Equipment Charts on Pages A-9, A-10, and A-11.



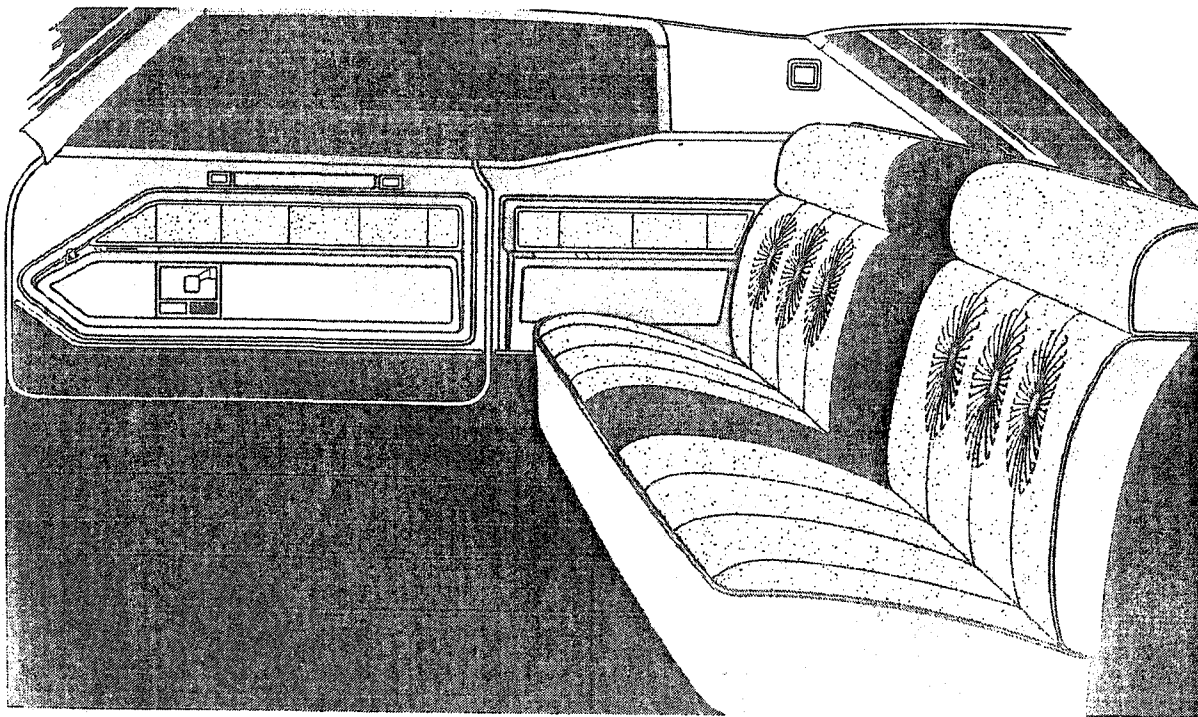




Vinyl

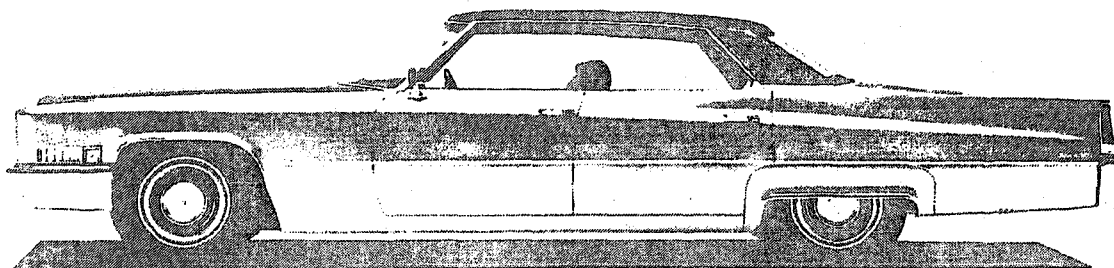
Leather

Cloth



B-9b

*HARDTOP SEDAN DE VILLE*



	SEATS			DOORS	INSTRUMENT PANELS		CARPETS
	INSERTS	BOLSTERS	FORMED FRONT SEAT BACK PANEL	INSERTS	TOP AND LOWER	STEERING WHEEL	
<b>C O D E S</b>	Nylon Viscose Cloth	Center Section—Leather  Cushion Facings—Expanded Vinyl  Headlining—Bedford Cord Coated Fabric  Garnish Mouldings	Laces  Head Restraints  Assist Strap  Moulded Vinyl Parts*	Nylon Viscose Cloth  Vinyl Door Pull  Seat Belt & Shoulder Belt Webbing	Rear Shelf	Control Lever Caps  Steering Column & Cover	Trianon & Tyrol Quality  Cowl Quarter Grille  Retractor Housing
<b>311 311S</b>	BLACK DARDANELLE	BLACK		BLACK DARDANELLE	BLACK	BLACK	BLACK
<b>326 326S</b>	DK. BLUE DELPHINE	DK. BLUE		DK. BLUE DELPHINE	DK. BLUE	BLACK	DK. BLUE
<b>329 329S</b>	MED. AQUA DELPHINE	MED. AQUA		MED. AQUA DELPHINE	DK. AQUA	BLACK	MED. AQUA
<b>331 331S</b>	DK. GREEN DARDANELLE	DK. GREEN		DK. GREEN DARDANELLE	DK. GREEN	BLACK	DK. GREEN
<b>342 342S</b>	LT. FLAX DELPHINE	LT. FLAX		LT. FLAX 1 DELPHINE	DK. FLAX	BLACK	MED. FLAX
<b>344 344S</b>	MED. GOLD DARDANELLE	MED. GOLD		MED. GOLD DARDANELLE	DK. GOLD	BLACK	MED. GOLD
<b>346 346S</b>	DK. CORDOVAN DARDANELLE	DK. CORDOVAN		DK. CORDOVAN DARDANELLE	DK. CORDOVAN	BLACK	DK. CORDOVAN
<b>347 347S</b>	DK. MAUVE DELPHINE	DK. MAUVE		DK. MAUVE DELPHINE	DK. MAUVE	BLACK	DK. MAUVE

**Leather Options at Extra Charge**

	INSERTS	BOLSTERS	(Includes rosewood insert on doors)			
	LEATHER					
	Ostrich Grain	Sierra Grain				
<b>351 351S</b>	BLACK	BLACK	BLACK	BLACK	BLACK	BLACK
<b>352 352S</b>	WHITE	WHITE	WHITE 2	BLACK	BLACK	BLACK
<b>366 366S</b>	DK. BLUE	DK. BLUE	DK. BLUE	DK. BLUE	BLACK	DK. BLUE
<b>382 382S</b>	LT. FLAX	LT. FLAX	LT. FLAX 1	DK. FLAX	BLACK	MED. FLAX
<b>384 384S</b>	MED. GOLD	MED. GOLD	MED. GOLD	DK. GOLD	BLACK	MED. GOLD
<b>386 386S</b>	DK. CORDOVAN	DK. CORDOVAN	DK. CORDOVAN	DK. CORDOVAN	BLACK	DK. CORDOVAN
<b>387 387S</b>	DK. MAUVE	DK. MAUVE	DK. MAUVE	DK. MAUVE	BLACK	DK. MAUVE
<b>388 388S</b>	MED. RED	MED. RED	MED. RED	MED. RED	BLACK	DK. RED

\*Moulded Soft Vinyl Parts Include: Rearview Mirror Support Cover; Coat Hooks. 1. Med. Flax Seat Belts & Shoulder Belts 2. Black Seat Belts & Shoulder Belts

	INTERIOR DIMENSIONS	
	Front	Rear
Head room	38.2"	37.2"
Shoulder room	60.6"	59.7"
Hip room	62.8"	62.7"
Leg room	41.2"	40.1"
Seat height	12.5"	15.1"

INTERIOR LAMPS		
LAMPS	SWITCHES	
	Door Jambs	Other
Courtesy-Inst. panel ends, rear quarter	X	Headlamp
Door, red warning	X	
Map, on inst. panel		Integral
Glove Box and Trunk		Automatic

## *HARDTOP SEDAN DE VILLE*

### *UPHOLSTERY AND SEAT STYLING*

**UPHOLSTERY STYLING.** On the Hardtop Sedan de Ville, rich Dardanelle or Delphine cloth inserts with leather bolsters or, optional at extra charge, beautifully rugged Ostrich grain leather are the selections available. Dardanelle cloth is a richly textured fabric with an ornate floral design styled in three panels. Three tie-down buttons are added to the seat back for strong visual effect. Delphine cloth is a sateen fabric also styled in three panels. On each seat back, three sunburst designs are woven in the fabric with a tie-down button in the center of each design. Ostrich grain leather comes in eight beautiful colors.

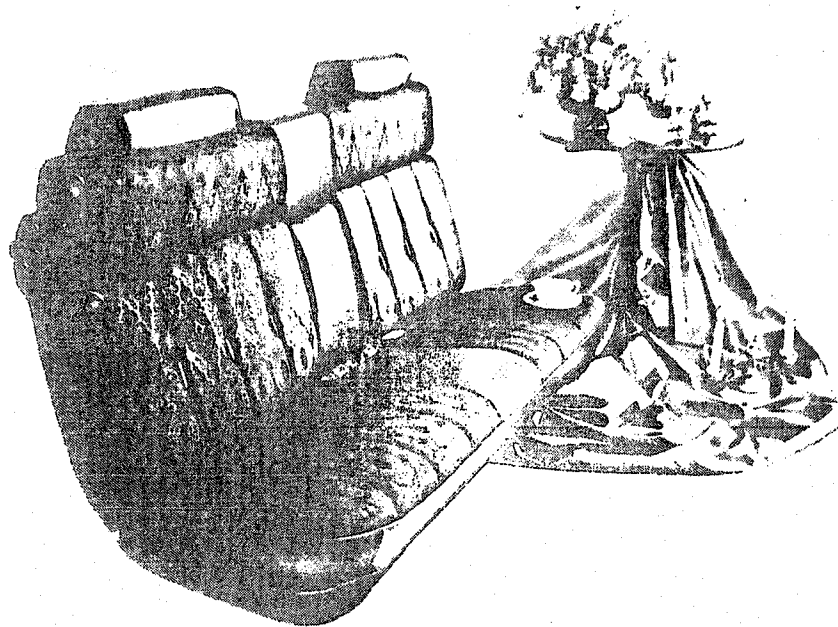
**SEAT STYLING.** With a combination cloth and leather upholstery selection, seats are the bench type with straight-across backrest and folding center armrest front and rear. With a leather upholstery selection, Notch-back seat styling with stationary front seat backs is provided. Functionally styled assist straps are placed on back of each backrest. A Dual Comfort Front Seat with armrest is available at extra charge with either upholstery styling.

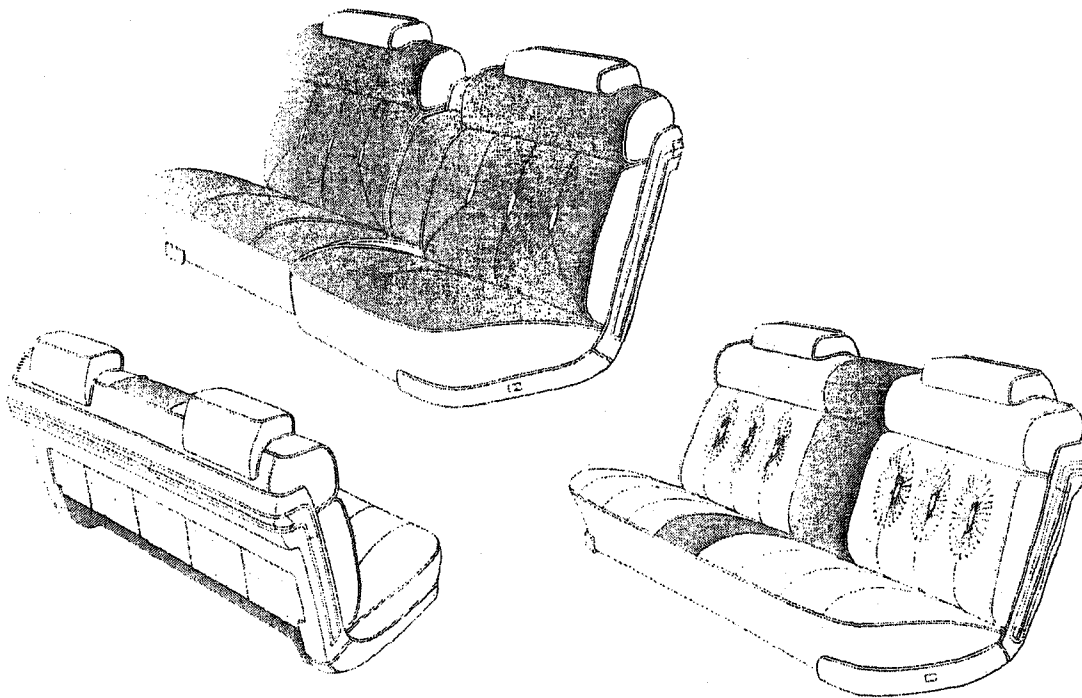
**ADDITIONAL LEATHER COLORS.** Leather upholstery may be ordered in colors other than the ones listed on the chart. See the Special Order and Price sections.

**VINYL TOP.** A vinyl top provides a dramatic two-tone appearance and is an extra charge option many Cadillac owners find ideal as an expression of personal taste.

**VINYL TOP COLORS.** Code: 1. White 2. Black 3. Dark Blue 4. Gold 5. Cordovan 6. Flax

**STANDARD AND OPTIONAL EQUIPMENT.** See Equipment Charts on Pages A-9, A-10, and A-11.

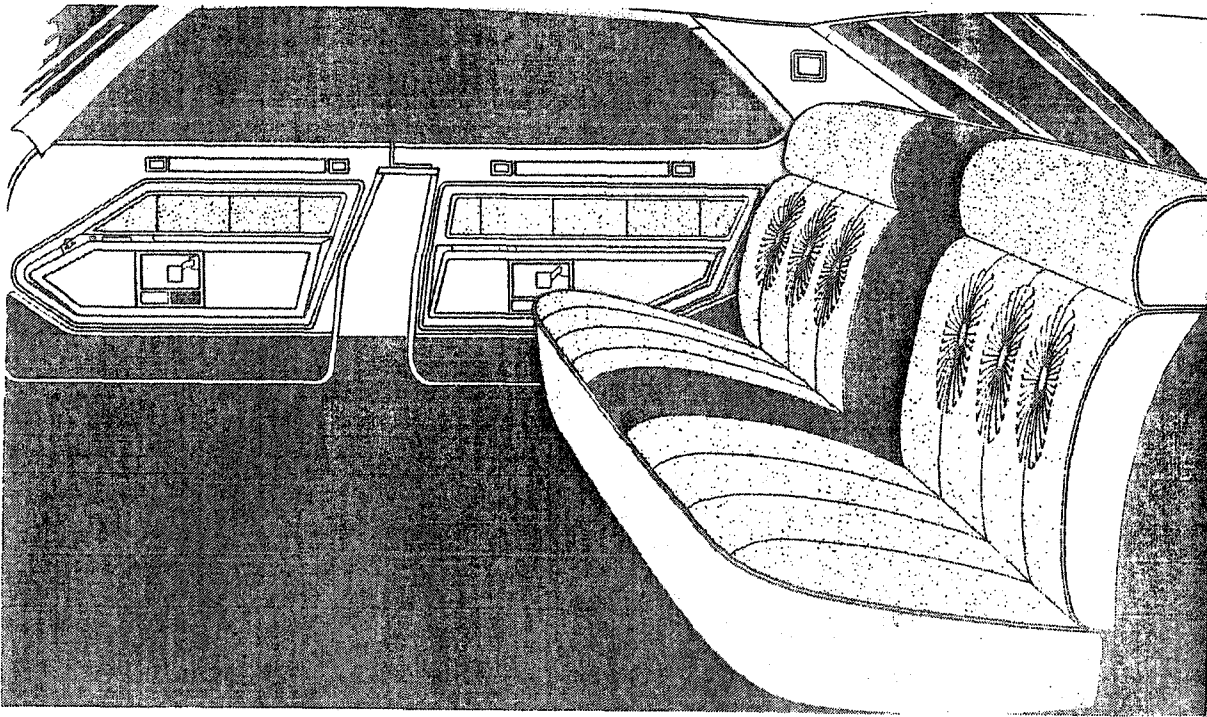




Vinyl


Leather

Cloth



B-11b

*SEDAN DE VILLE*



	SEATS			DOORS	INSTRUMENT PANELS		CARPETS
	INSERTS	BOLSTERS	FORMED FRONT SEAT BACK PANEL	INSERTS	TOP AND LOWER	STEERING WHEEL	
	C O D E S	Nylon Viscose Cloth	Center Section— Leather	Laces	Nylon Viscose Cloth	Rear Shelf	Control Lever Caps
		Cushion Facings— Expanded Vinyl	Assist Strap	Vinyl Door Pull		Steering Column & Cover	Cowl Quarter Grille
		Headlining— Bedford Cord Coated Fabric	Moulded Vinyl Parts*	Seat Belt & Shoulder Belt Webbing			Retractor Housing
		Garnish Mouldings					
311		BLACK DARDANELLE	BLACK	BLACK DARDANELLE	BLACK	BLACK	BLACK
326		DK. BLUE DELPHINE	DK. BLUE	DK. BLUE DELPHINE	DK. BLUE	BLACK	DK. BLUE
328		MED. AQUA DELPHINE	MED. AQUA	MED. AQUA DELPHINE	DK. AQUA	BLACK	MED. AQUA
331		DK. GREEN DARDANELLE	DK. GREEN	DK. GREEN DARDANELLE	DK. GREEN	BLACK	DK. GREEN
342		LT. FLAX DELPHINE	LT. FLAX	LT. FLAX 1 DELPHINE	DK. FLAX	BLACK	MED. FLAX
344		MED. GOLD DARDANELLE	MED. GOLD	MED. GOLD DARDANELLE	DK. GOLD	BLACK	MED. GOLD
346	DK. CORDOVAN DARDANELLE	DK. CORDOVAN	DK. CORDOVAN DARDANELLE	DK. CORDOVAN	BLACK	DK. CORDOVAN	
347	DK. MAUVE DELPHINE	DK. MAUVE	DK. MAUVE DELPHINE	DK. MAUVE	BLACK	DK. MAUVE	

**Leather Options at Extra Charge**

	INSERTS	BOLSTERS	(Includes rosewood insert on doors)			
	LEATHER		BLACK	BLACK	BLACK	BLACK
	Ostrich Grain	Sierra Grain				
351	BLACK	BLACK	BLACK	BLACK	BLACK	BLACK
352	WHITE	WHITE	WHITE	WHITE 2	BLACK	BLACK
366	DK. BLUE	DK. BLUE	DK. BLUE	DK. BLUE	BLACK	DK. BLUE
382	LT. FLAX	LT. FLAX	LT. FLAX	LT. FLAX 1	DK. FLAX	MED. FLAX
384	MED. GOLD	MED. GOLD	MED. GOLD	MED. GOLD	DK. GOLD	MED. GOLD
388	MED. RED	MED. RED	MED. RED	MED. RED	BLACK	DK. RED

\*Moulded Soft Vinyl Parts include: Rearview Mirror Support Cover; Coat Hooks. 1. Med. Flax Seat Belts & Shoulder Belts  
2. Black Seat Belts & Shoulder Belts

	INTERIOR DIMENSIONS	
	Front	Rear
Head room	39.3"	38.4"
Shoulder room	60.6"	59.7"
Hip room	62.8"	62.3"
Leg room	41.2"	41.8"
Seat height	12.5"	14.8"

INTERIOR LAMPS		
LAMPS	SWITCHES	
	Door Jambs	Other
Courtesy-Inst. panel ends and rear quarter	X	Headlamp
Door, red warning	X	
Map, on inst. panel		Integral
Glove Box and Trunk		Automatic

# *SEDAN DE VILLE*

## *UPHOLSTERY AND SEAT STYLING*

**UPHOLSTERY STYLING.** On the Sedan de Ville, pleasing Dardanelle or Delphine cloth inserts with leather bolsters or, optional at extra charge, beautifully rugged Ostrich grain leather are the selections available. Dardanelle cloth is a richly textured fabric with an ornate floral design styled in three panels. Three tie-down buttons are added to the seat back for strong visual effect. Delphine cloth is a sateen fabric also styled in three panels. On each seat back, three sunburst designs are woven in the fabric with a tie-down button in the center of each design. Ostrich grain leather comes in six beautiful colors.

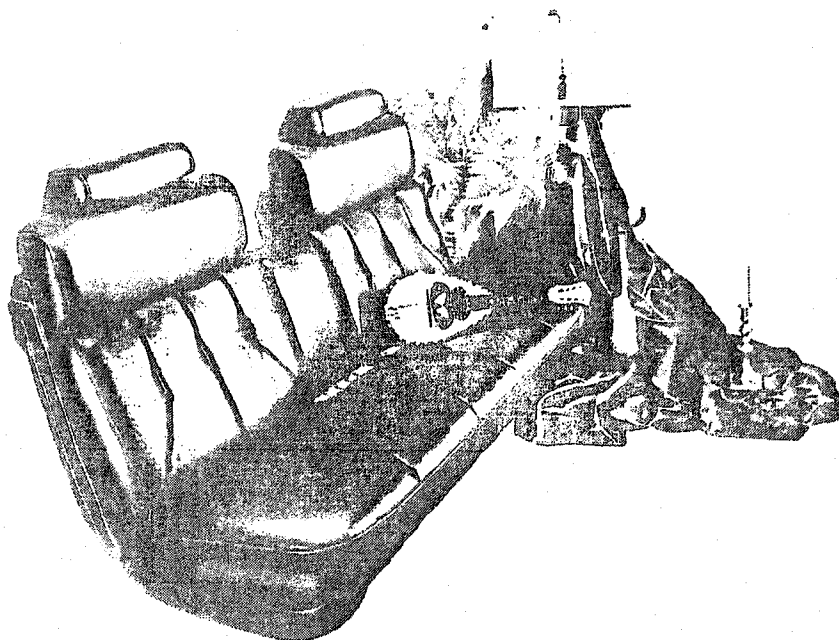
**SEAT STYLING.** With a combination cloth and leather upholstery selection, seats are the bench type with straight-across backrest and folding center armrest front and rear. With a leather upholstery selection, Notch back seat styling with stationary front seat backs is provided. Functionally styled assist straps are placed on the back of each backrest.

**ADDITIONAL LEATHER COLORS.** Leather upholstery may be ordered in colors other than the ones listed on the chart. See Special Order and Price sections.

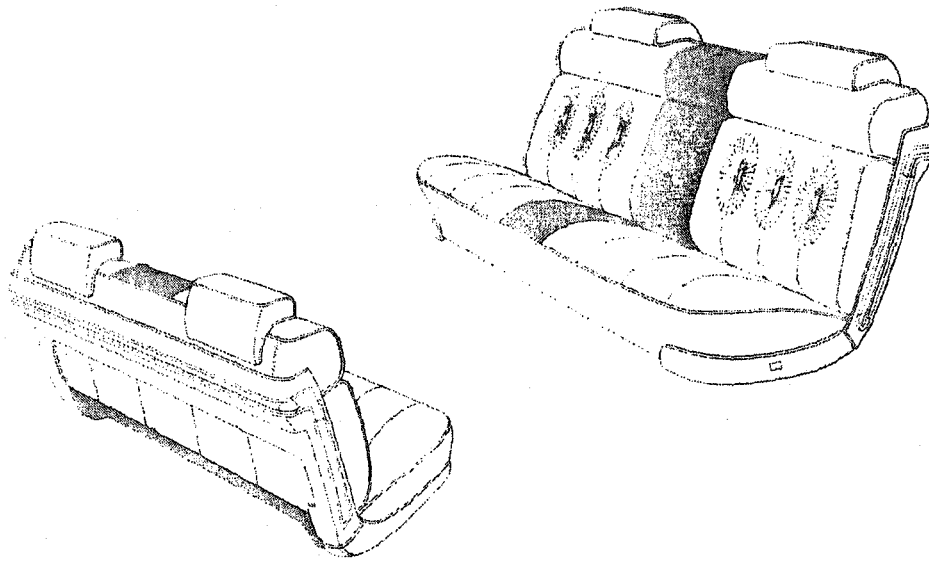
**VINYL TOP.** A vinyl top is an extra charge option that gives the Cadillac owner an opportunity for personal expression as it provides a dramatic two-tone appearance to the Cadillac.

**VINYL TOP COLORS.** Code: 1. White 2. Black 3. Dark Blue 4. Gold 5. Cordovan 6. Flax

**STANDARD AND OPTIONAL EQUIPMENT.** See Equipment Charts on Pages A-9, A-10, and A-11.



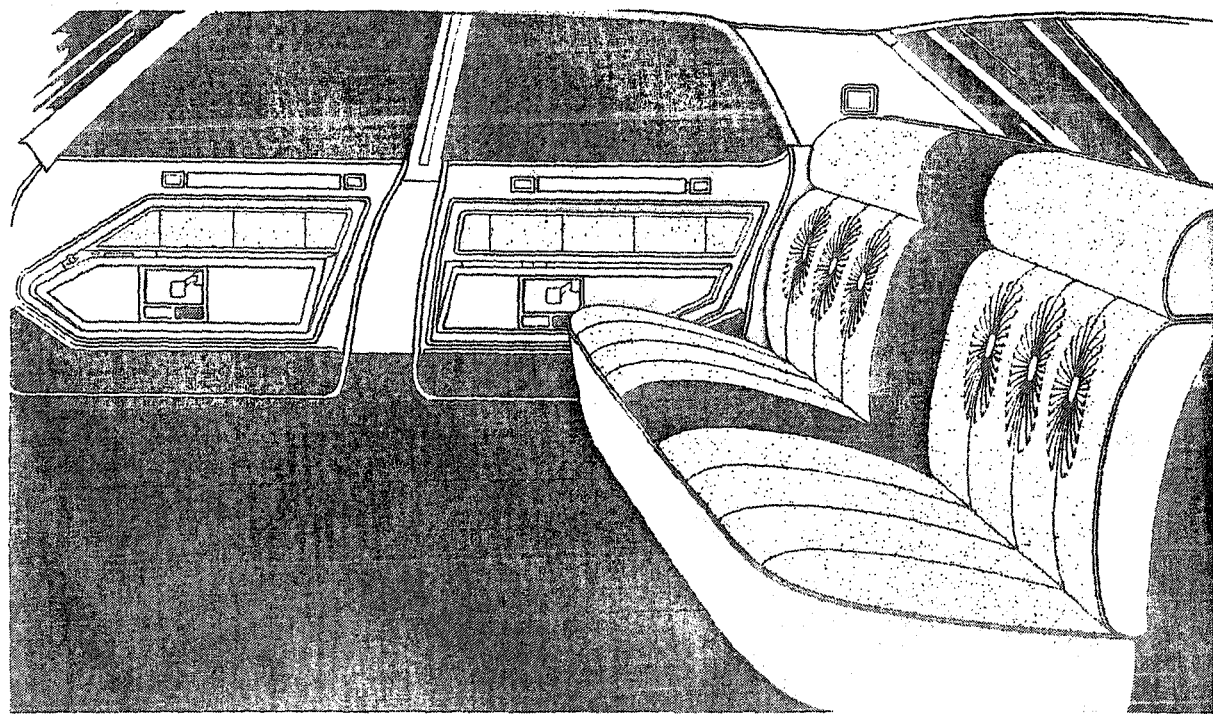





Vinyl

Leather

Cloth



*FLEETWOOD ELDORADO*



	SEATS			DOORS	INSTRUMENT PANELS		CARPETS
	INSERTS	BOLSTERS	FORMED FRONT SEAT BACK PANELS	INSERTS	TOP AND LOWER	STEERING WHEEL	
<b>C O D E S</b>	Nylon Viscose Cloth	Expanded Vinyl  Cushion Facings  Headlining—Taffeta Coated Fabric  Garnish Mouldings	Laces  Assist Straps  Console Case  Head Restraints  Moulded Vinyl Parts*	Rosewood  Surrounding Area—Formed Vinyl  Seat Belt & Shoulder Belt Webbing	Rear Shelf	Control Lever Caps  Steering Column & Cover	Trionon & Tyrol Quality  Cowl Quarter Grille  Retractor Housing
	410	BLACK/GRAY DOMINION	BLACK	BLACK	BLACK	BLACK	BLACK
	411	BLACK DUBONNET	BLACK	BLACK	BLACK	BLACK	BLACK
	426	DK. BLUE DUBONNET	DK. BLUE	DK. BLUE	DK. BLUE	BLACK	DK. BLUE
	429	MED. AQUA DUBONNET	MED. AQUA	MED. AQUA	MED. AQUA	BLACK	MED. AQUA
	431	DK. GREEN DUBONNET	DK. GREEN	DK. GREEN	DK. GREEN	BLACK	DK. GREEN
	442	MED. FLAX DUBONNET	LT. FLAX	LT. FLAX**	MED. FLAX	BLACK	MED. FLAX
	444	MED. GOLD DUBONNET	MED. GOLD	MED. GOLD	MED. GOLD	BLACK	MED. GOLD
	446	DK. CORDOVAN DUBONNET	DK. CORDOVAN	DK. CORDOVAN	DK. CORDOVAN	BLACK	DK. CORDOVAN
	447	DK. MAUVE DUBONNET	DK. MAUVE	DK. MAUVE	DK. MAUVE	BLACK	DK. MAUVE

### Leather Options at Extra Charge

	INSERTS	BOLSTERS	(Includes rosewood insert on doors)			
	LEATHER					
	Ostrich Grain	Sierra Grain				
451	BLACK	BLACK	BLACK	BLACK	BLACK	BLACK
451B	BLACK	BLACK	BLACK	BLACK	BLACK	BLACK
452	WHITE	WHITE	WHITE 1	BLACK	BLACK	BLACK
466	DK. BLUE	DK. BLUE	DK. BLUE	DK. BLUE	BLACK	DK. BLUE
471	DK. GREEN	DK. GREEN	DK. GREEN	DK. GREEN	BLACK	DK. GREEN
482	LT. FLAX	LT. FLAX	LT. FLAX 2	LT. FLAX	BLACK	MED. FLAX
482B	LT. FLAX	LT. FLAX	LT. FLAX 2	LT. FLAX	BLACK	MED. FLAX
484	MED. GOLD	MED. GOLD	MED. GOLD	MED. GOLD	BLACK	MED. GOLD
486	DK. CORDOVAN	DK. CORDOVAN	DK. CORDOVAN	DK. CORDOVAN	BLACK	DK. CORDOVAN
487	DK. MAUVE	DK. MAUVE	DK. MAUVE	DK. MAUVE	BLACK	DK. MAUVE
488	MED. RED	MED. RED	MED. RED	MED. RED	BLACK	DK. RED

\*Moulded Soft Vinyl Parts Include: Rearview Mirror Support Cover; Coat Hooks.

\*\*Door inserts are Med. Flax Dubonnet Cloth.

1. Black Seat Belts & Shoulder Belts  
2. Med. Flax Seat Belts & Shoulder Belts

	INTERIOR DIMENSIONS	
	Front	Rear
Head room	37.8"	37.6"
Shoulder room	57.3"	55.8"
Hip room	61.2"	54.2"
Leg room	40.9"	36.2"
Seat height	11.0"	12.0"

INTERIOR LAMPS		
	SWITCHES	
	Door Jams	Other
Courtesy-Inst. panel ends	X	Headlamp
Courtesy-rear quarter (and rear of console with bucket seats)	X	
Door, red warning	X	Headlamp
Map, on inst. panel		Integral
Glove Box, inner console and Trunk		Automatic

# *ELDORADO*

## *UPHOLSTERY AND SEAT STYLING*

**UPHOLSTERY STYLING.** On the Eldorado, beautiful Dubonnet or Dominion cloth inserts with expanded vinyl bolsters or, optional at extra charge, distinctive Sierra grain leather are the selections available. Dubonnet cloth is a trico knit weave in 1-inch pleats running the full height of the seat back and full depth of the seat cushion. Dominion cloth is a sporty herringbone fabric in 2-inch pleats accentuated by a hand sewn vinyl strap across the upper seat back.

**SEAT STYLING.** The Strato-bench seat with individual backrests and folding center armrest is standard on the Eldorado. Individual backrests latch securely in place until the release button on the seat panel is depressed.

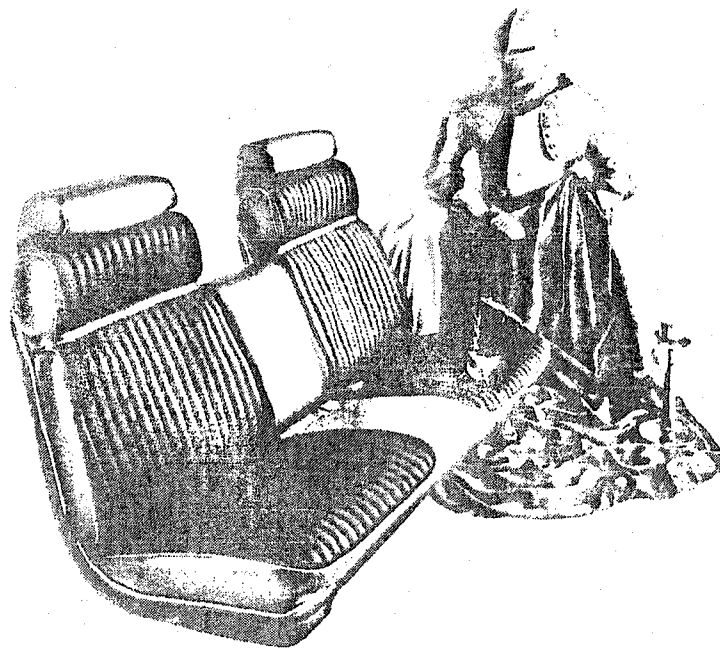
Strato-bucket seats in 2 colors with attractive center console are available at extra charge.

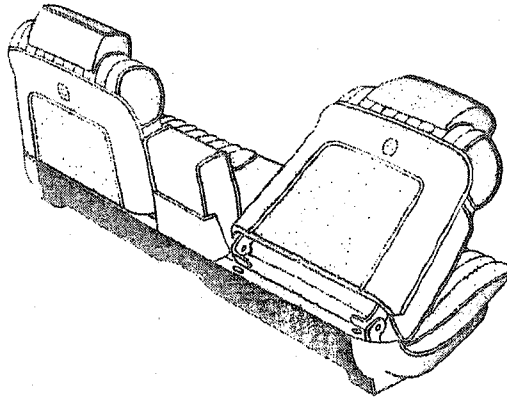
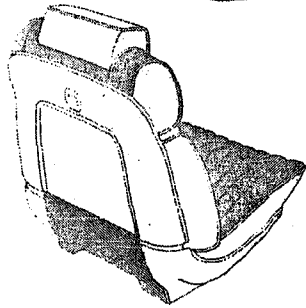
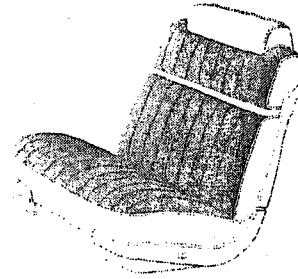
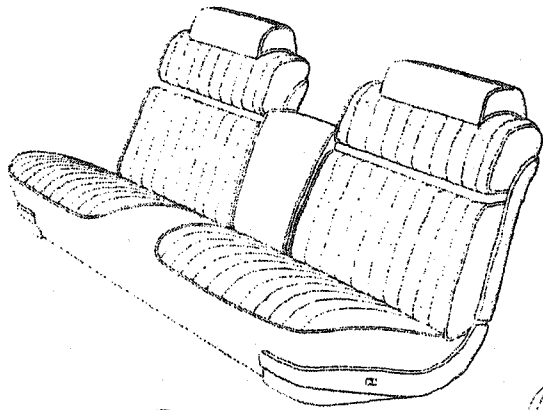
**ADDITIONAL LEATHER COLORS.** Leather upholstery may be ordered in several colors other than the ones listed on the chart. See Special Order and Price sections.

**VINYL TOP.** A meticulously crafted vinyl top is an extra charge option that gives the discerning Eldorado owner an excellent opportunity to further enhance the exclusiveness of the Eldorado. Padded to further isolate sound from the interior, the vinyl top provides a dramatic two-tone appearance.

**VINYL TOP COLORS.** Code: 1. White 2. Black 3. Dark Blue 4. Gold 5. Cordovan 6. Flax

**STANDARD AND OPTIONAL EQUIPMENT.** See Equipment Charts on Pages A-9, A-10 and A-11.





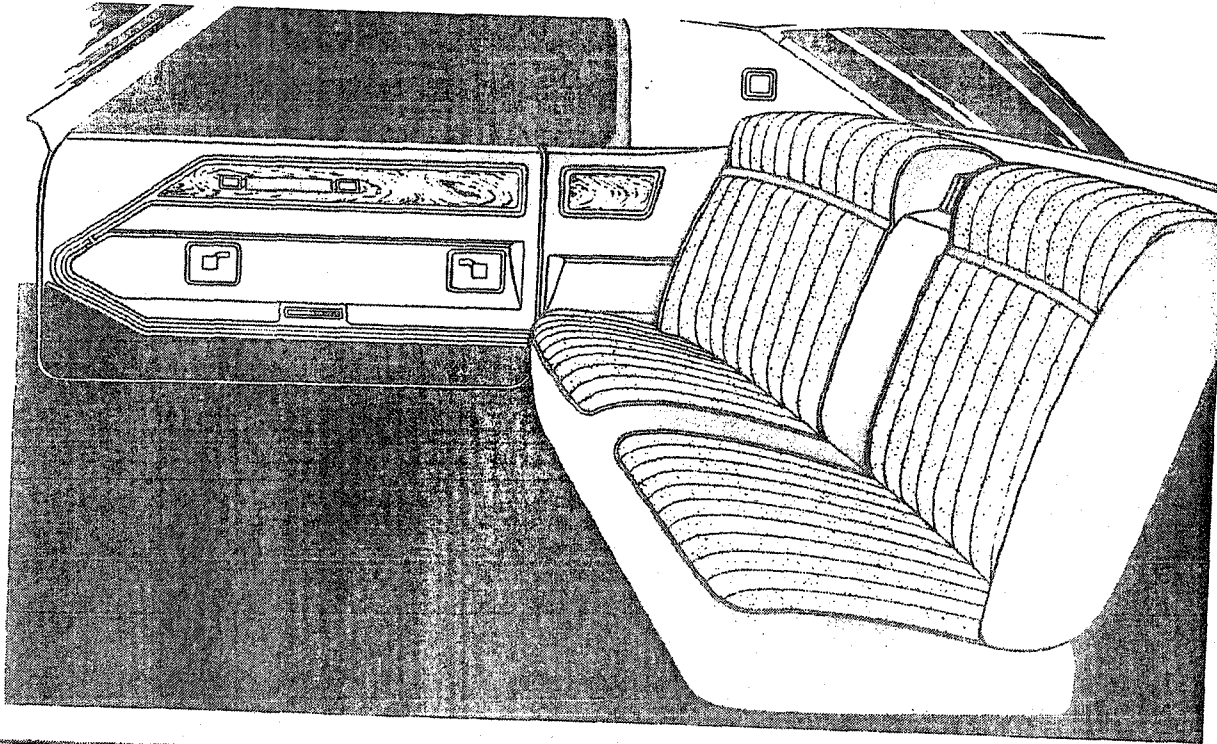
Vinyl



Leather




Cloth



B-15b

*FLEETWOOD SIXTY SPECIAL*



## Cloth with Leather Selections

	SEATS			DOORS	INSTRUMENT PANELS		CARPETS
	INSERTS	BOLSTERS	FORMED FRONT SEAT BACK PANEL	INSERTS	TOP AND LOWER	STEERING WHEEL	
<b>C O D E S</b>	Nylon Viscose Cloth	Center Section Leather	Laces  Head Restraints  Assist Strap  Moulded Vinyl Parts*  Garnish Mouldings	Rosewood  Vinyl Door Pull  Seat Belt & Shoulder Belt Webbing	Rear Shelf	Control Lever Caps  Steering Column & Cover	Trianon & Tyrol Quality  Cowl Quarter Grille  Retractor Housing
<b>011</b>	BLACK DEVEREAUX	BLACK		BLACK	BLACK	BLACK	BLACK
<b>029</b>	MED. AQUA DEVEREAUX	MED. AQUA		MED. AQUA	DK. AQUA	BLACK	MED. AQUA
<b>031</b>	DK. GREEN DUMONT	DK. GREEN		DK. GREEN	DK. GREEN	BLACK	DK. GREEN
<b>044</b>	MED. GOLD DEVEREAUX	MED. GOLD		MED. GOLD	DK. GOLD	BLACK	MED. GOLD
<b>046</b>	DK. CORDOVAN DUMONT	DK. CORDOVAN		DK. CORDOVAN	DK. CORDOVAN	BLACK	DK. CORDOVAN
<b>047</b>	DK. MAUVE DEVEREAUX	DK. MAUVE		DK. MAUVE	DK. MAUVE	BLACK	DK. MAUVE
<b>048</b>	DK. MAROON DUMONT	DK. MAROON		DK. MAROON	DK. MAROON	BLACK	DK. MAROON

\*Moulded Soft Vinyl Parts Include: Rearview Mirror Support Cover; Coat Hooks.

INTERIOR DIMENSIONS		
	Front	Rear
Head room	39.3"	38.0"
Shoulder room	59.9"	59.6"
Hip room	62.8"	62.1"
Leg room	42.2"	44.3"
Seat height	11.9"	14.3"

INTERIOR LAMPS		
LAMPS	SWITCHES	
	Door Jams	Other
Courtesy-inst. panel ends	X	Headlamp
Courtesy-rear quarter and rear door	X	
Doors, red warning	X	
Map, on inst. panel		Integral
Glove Box and Trunk		Automatic
Dual Comfort Seat—Rear quarter—rear door warning and courtesy		Headlamp

# *SIXTY SPECIAL*

---


## *UPHOLSTERY AND SEAT STYLING*

**UPHOLSTERY STYLING.** Distinctive three horizontal pillow and button styling in handsome Devereaux or Dumont cloth inserts with leather characterizes the Fleetwood Sixty Special interior. Beautifully rugged Sierra grain leather in this same style is available at extra charge. Dubonnet cloth upholstery selections are superbly tailored in two horizontal pillow and button style with an attractive geometric design sewn in the seat cushion and seat back by the pique stitch method, and accented by buttons at each corner. Devereaux cloth has a large, ornate tapestry weave appearance for a truly luxurious feel and look. Dumont cloth has a stately, masculine cord weave appearance while Dubonnet cloth has a two-tone appearance achieved through a trico knit weave.

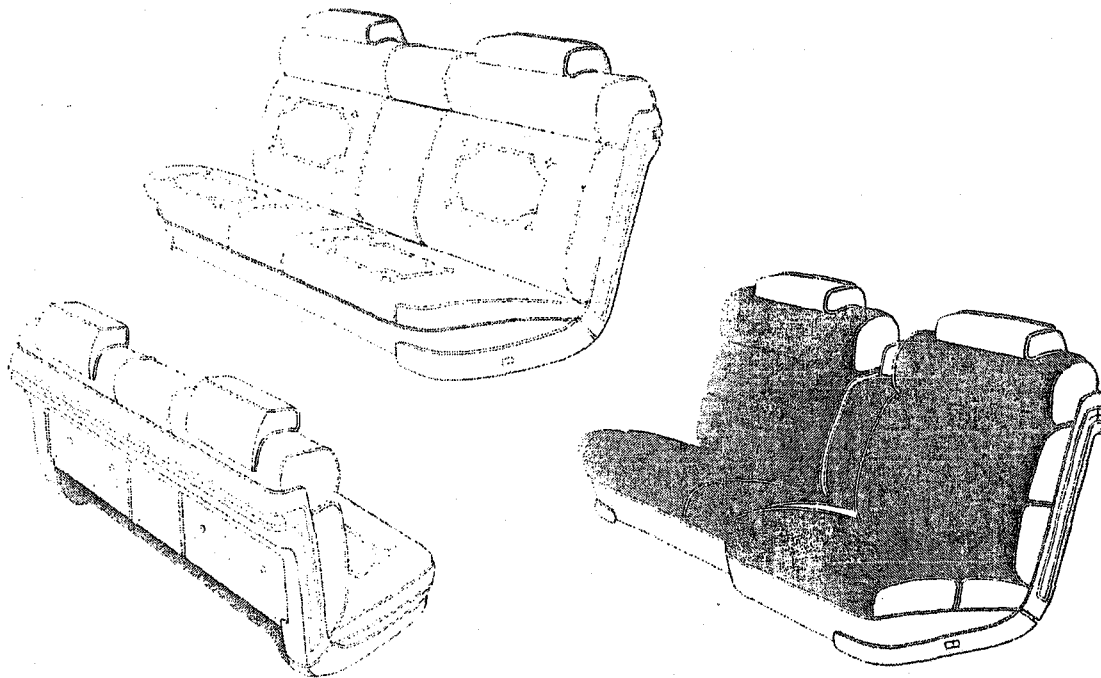
**SEAT STYLING.** The bench type seat with straight-across backrest and folding center armrest front and rear is standard. The Dual Comfort Front Seat is available at extra charge.

**ADDITIONAL LEATHER COLORS.** Leather upholstery may be ordered in colors other than the ones listed on the chart. See Special Order and Price sections.

**STANDARD AND OPTIONAL EQUIPMENT.** See Equipment Charts on Pages A-9, A-10, and A-11.








Vinyl

Cloth



*All Cloth Selections  
With Embroidered Back Rests*

	SEATS			DOORS	INSTRUMENT PANELS		CARPETS	
	INSERTS	BOLSTERS	FORMED FRONT SEAT BACK PANEL	INSERTS	TOP AND LOWER	STEERING WHEEL		
<b>C</b>	Nylon Viscose Cloth	Nylon Viscose Cloth	Laces	Rosewood	Rear Shelf	Control Lever Caps	Trianon & Tyrol Quality	
<b>O</b>		Also—Cushion Facings	Head Restraints	Vinyl Door Pull		Steering Column & Cover	Cowl Quarter Grille	
<b>D</b>			Assist Strap	Seat Belt & Shoulder Belt Webbing			Retractor Housing	
<b>E</b>		Headlining—Ascot Cloth	Moulded Vinyl Parts*					
<b>S</b>			Garnish Mouldings					
<b>010</b> <b>016S</b>	LT. GRAY DUBONNET		LT. GRAY	LT. GRAY	DK. GRAY	BLACK	DK. GRAY	
<b>020</b> <b>026S</b>	DK. BLUE DUBONNET		MED. BLUE	DK. BLUE	DK. BLUE	BLACK	DK. BLUE	
<b>042</b> <b>042S</b>	MED. FLAX DUBONNET		LT. FLAX	LT. FLAX**	DK. FLAX	BLACK	MED. FLAX	

\*Moulded Soft Vinyl Parts Include: Rearview Mirror Support Cover; Coat Hooks.

\*\*Door Inserts Are Med. Flax Dubonnet Cloth.

	INTERIOR DIMENSIONS	
	Front	Rear
Head room	39.3"	38.0"
Shoulder room	59.9"	59.6"
Hip room	62.8"	62.1"
Leg room	42.2"	44.3"
Seat height	11.9"	14.3"

INTERIOR LAMPS		
LAMPS	SWITCHES	
	Door Jambs	Other
Courtesy-Inst. panel ends	X	Headlamp
Courtesy-rear quarter and rear door	X	
Doors, red warning	X	
Map, on inst. panel		Integral
Glove Box and Trunk		Automatic
Reading Spots, swivel	X	Rear Quarter Trim Panels

# Leather Options at Extra Charge

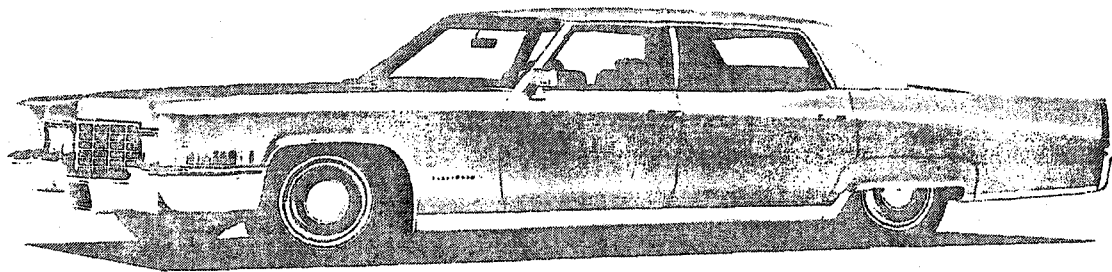
	SEATS			DOORS	INSTRUMENT PANELS		CARPETS
	LEATHER		FORMED FRONT SEAT BACK PANEL	INSERTS	TOP AND LOWER	STEERING WHEEL	
	INSERTS	BOLSTERS					
C O D E S	Sierra Grain Leather	Sierra Grain Leather	Laces Head Restraints	Rosewood Surrounding Area— Expanded Vinyl	Rear Shelf	Control Lever Caps Steering Column & Cover	Trianon & Tyrol Quality Cowl Quarter Grille Retractor Housing Seat Belt Boot
		Cushion Facings— Expanded Vinyl	Assist Strap	Vinyl Door Pull			
		Headlining— Taffeta Coated Fabric	Moulded Vinyl Parts*	Seat Belt & Shoulder Belt Webbing			
		Garnish Mouldings					
	051 051S	BLACK	BLACK	BLACK	BLACK	BLACK	BLACK
	052 052S	WHITE	WHITE	WHITE 1	BLACK	BLACK	BLACK
	066 066S	DK. BLUE	DK. BLUE	DK. BLUE	DK. BLUE	BLACK	DK. BLUE
	071 071S	DK. GREEN	DK. GREEN	DK. GREEN	DK. GREEN	BLACK	DK. GREEN
	082 082S	LT. FLAX	LT. FLAX	LT. FLAX 2	DK. FLAX	BLACK	MED. FLAX
	084 084S	MED. GOLD	MED. GOLD	MED. GOLD	DK. GOLD	BLACK	MED. GOLD
086 086S	DK. CORDOVAN	DK. CORDOVAN	DK. CORDOVAN	DK. CORDOVAN	BLACK	DK. CORDOVAN	
087 087S	DK. MAUVE	DK. MAUVE	DK. MAUVE	DK. MAUVE	BLACK	DK. MAUVE	
088 088S	MED. RED	MED. RED	MED. RED	DK. RED	BLACK	DK. RED	

\*Moulded Soft Vinyl Parts Include: Rearview Mirror Support Cover; Coat Hooks. 1. Black Seat Belts & Shoulder Belts 2. Med. Flax Seat Belts & Shoulder Belts

	INTERIOR DIMENSIONS	
	Front	Rear
Head room	39.3"	38.0"
Shoulder room	59.9"	59.6"
Hip room	62.8"	62.1"
Leg room	42.2"	44.3"
Seat height	11.9"	14.3"

INTERIOR LAMPS		
LAMPS	SWITCHES	
	Door Jamb	Other
Courtesy-inst. panel ends	X	Headlamp
Courtesy-rear quarter and rear door	X	
Doors, red warning	X	
Map, on inst. panel		Integral
Glove Box and Trunk		Automatic
Reading Spots, swivel	X	Rear Quarter Trim Panels

*FLEETWOOD BROUGHAM*



# Cloth with Leather Selections

	SEATS			DOORS	INSTRUMENT PANELS		CARPETS
	INSERTS	BOLSTERS	FORMED FRONT SEAT BACK PANEL	INSERTS	TOP AND LOWER	STEERING WHEEL	
<b>C O D E S</b>	Nylon Viscose Cloth	Center Section Leather  Cushion Facings—Expanded Vinyl  Headlining—Ascot Cloth	Laces  Head Restraints  Assist Strap  Moulded Vinyl Parts*  Garnish Mouldings	Rosewood  Vinyl Door Pull  Seat Belt & Shoulder Belt Webbing	Rear Shelf	Control Lever Caps  Steering Column & Cover	Trianon & Tyrol Quality  Cowl Quarter Grille  Retractor Housing
<b>011 011S</b>	BLACK DEVEREAUX	BLACK	BLACK	BLACK	BLACK	BLACK	BLACK
<b>029 029S</b>	MED. AQUA DEVEREAUX	MED. AQUA	MED. AQUA	MED. AQUA	DK. AQUA	BLACK	MED. AQUA
<b>031 031S</b>	DK. GREEN DUMONT	DK. GREEN	DK. GREEN	DK. GREEN	DK. GREEN	BLACK	DK. GREEN
<b>044 044S</b>	MED. GOLD DEVEREAUX	MED. GOLD	MED. GOLD	MED. GOLD	DK. GOLD	BLACK	MED. GOLD
<b>046 046S</b>	DK. CORDOVAN DUMONT	DK. CORDOVAN	DK. CORDOVAN	DK. CORDOVAN	DK. CORDOVAN	BLACK	DK. CORDOVAN
<b>047 047S</b>	DK. MAUVE DEVEREAUX	DK. MAUVE	DK. MAUVE	DK. MAUVE	DK. MAUVE	BLACK	DK. MAUVE
<b>049 049S</b>	DK. MAROON DUMONT	DK. MAROON	DK. MAROON	DK. MAROON	DK. MAROON	BLACK	DK. MAROON

\*Moulded Soft Vinyl Parts Include: Rearview Mirror Support Cover; Coat Hooks.

	INTERIOR DIMENSIONS	
	Front	Rear
Head room	39.3"	38.0"
Shoulder room	59.9"	59.6"
Hip room	62.6"	62.1"
Leg room	42.2"	44.3"
Seat height	11.9"	14.3"

	INTERIOR LAMPS	
	LAMPS	SWITCHES Door Jamb Other
Courtesy-inst. panel ends		X Headlamp
Courtesy-rear quarter and rear door		X
Doors, red warning		X
Map, on inst. panel		Integral
Glove Box and Trunk		Automatic
Reading Spots, swivel		X Rear Quarter Trim Panels

# FLEETWOOD BROUGHAM

## UPHOLSTERY AND SEAT STYLING

**UPHOLSTERY STYLING.** Three horizontal pillow and button styling in sumptuous Devereaux or Dumont cloth inserts with leather reflects the plush interior of the Fleetwood Brougham. Beautifully rugged Sierra grain leather in this same style is available at extra charge. Dubonnet cloth upholstery selections are superbly tailored in two horizontal pillow and button style with an attractive geometric design sewn in the seat cushion and seat back by the pique stitch method, and accented by buttons at each corner. Devereaux cloth has a large, ornate tapestry weave appearance for a truly luxurious feel and look. Dumont cloth has a stately, masculine cord weave appearance while Dubonnet cloth has a two-tone appearance achieved through a trico knit weave.


**SEAT STYLING.** The Dual Comfort Front Seat is standard.

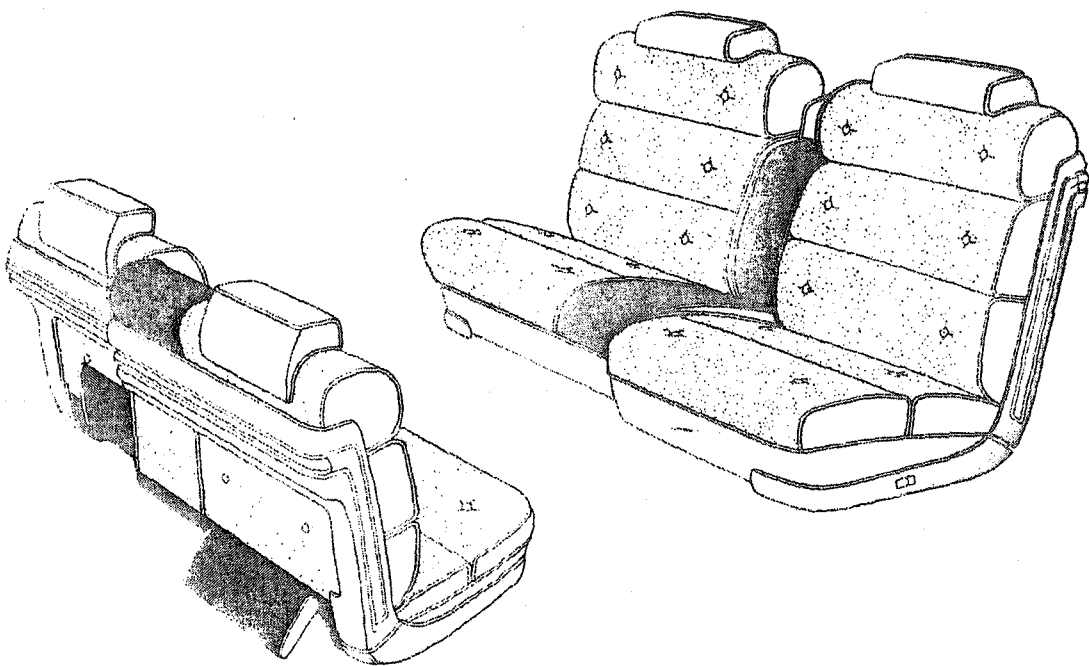
**ADDITIONAL LEATHER COLORS.** Leather upholstery may be ordered in colors other than the ones listed on the chart. See Special Order and Price sections.

**VINYL TOP.** A fashionable vinyl top is standard on the Brougham, providing a two-tone appearance for individual distinction. It is padded to further isolate sound from the interior.

**VINYL TOP COLORS.** Code: 1. White 2. Black 3. Dark Blue 4. Gold 5. Cordovan 6. Flax

**STANDARD AND OPTIONAL EQUIPMENT.** See Equipment Charts on Pages A-9, A-10, and A-11.

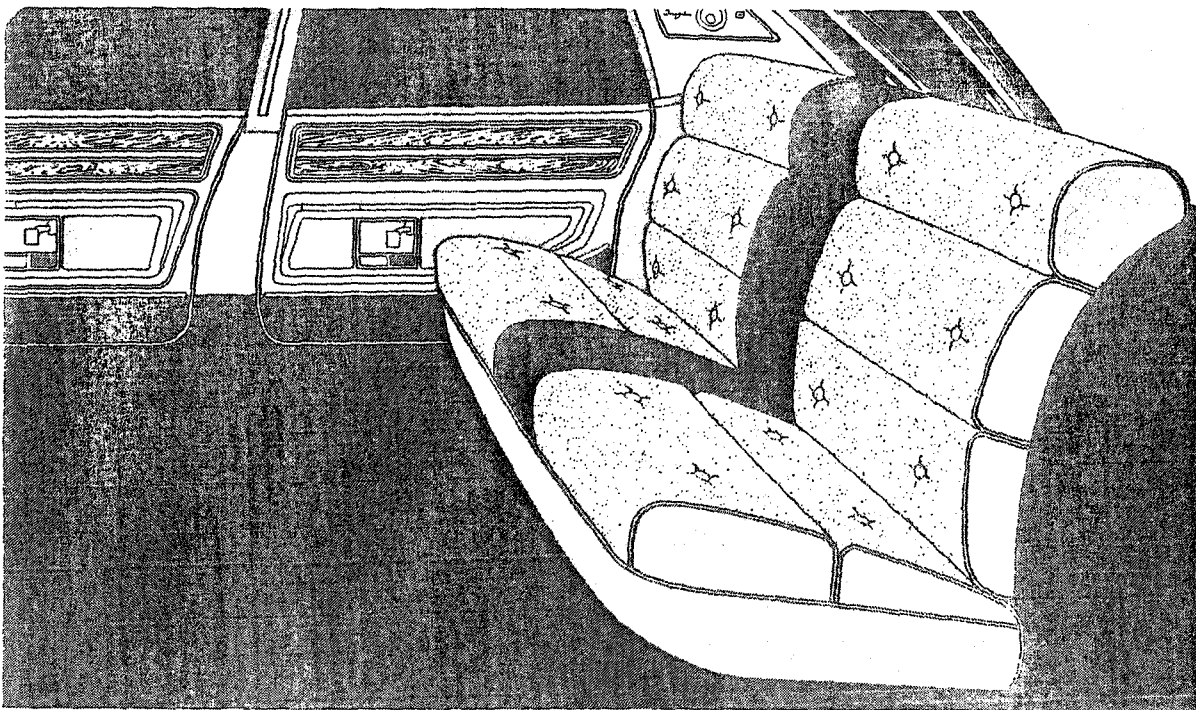




Vinyl

Leather

Cloth



B-21b

*All Cloth Selections  
With Embroidered Back Rests*

	SEATS			DOORS	INSTRUMENT PANELS		CARPETS
	INSERTS	BOLSTERS	FORMED FRONT SEAT BACK PANEL	INSERTS	TOP AND LOWER	STEERING WHEEL	
<b>C O D E S</b>	Nylon Viscose Cloth	Nylon Viscose Cloth  Also— Cushion Facings  Headlining— Ascot Cloth	Laces  Head Restraints  Assist Strap  Moulded Vinyl Parts*  Garnish Mouldings	Rosewood  Vinyl Door Pull  Seat Belt & Shoulder Belt Webbing	Rear Shelf	Control Lever Caps  Steering Column & Cover	Trianon & Tyrol Quality  Cowl Quarter Grille  Retractor Housing
	016 016S	LT. GRAY DUBONNET	LT. GRAY	LT. GRAY	DK. GRAY	BLACK	DK. GRAY
	026 026S	DK. BLUE DUBONNET	MED. BLUE	DK. BLUE	DK. BLUE	BLACK	DK. BLUE
	042 042S	MED. FLAX DUBONNET	LT. FLAX	LT. FLAX**	DK. FLAX	BLACK	MED. FLAX

\*Moulded Soft Vinyl Parts Include: Rearview Mirror Support Cover; Coat Hooks.

\*\*Door Inserts Are Med. Flax Dubonnet Cloth.

INTERIOR DIMENSIONS		
	Front	Rear
Head room	39.3"	38.0"
Shoulder room	59.9"	59.6"
Hip room	62.8"	62.1"
Leg room	42.2"	44.3"
Seat height	11.9"	14.3"

INTERIOR LAMPS		
LAMPS	SWITCHES	
	Door Jambs	Other
Courtesy-Inst. panel ends	X	Headlamp
Courtesy-rear quarter and rear door	X	
Doors, red warning	X	
Map, on inst. panel		Integral
Glove Box and Trunk		Automatic
Reading Spots, swivel	X	Rear Quarter Trim Panels



## 1968-1902 CADILLAC MILESTONES—Continued

Model Year	Total Production	Type of Cars Produced	List Price (Typical Car)	Wheelbase	Milestones
1924	18,827	V-8 "63"	3,835	132"	First to provide wide choice of Duco Exterior Finishes as standard equipment.
1923	14,707	V-8 "61"	4,150	138"	First to build the inherently balanced 90° V-type eight-cylinder engine. First to use the Compensated Crankshaft. Four-wheel brakes featured.
1922	26,296	V-8 "61"	\$4,100	132"	First to use Thermostatic Carburetor Control.
1921	5,250	V-8 "59"	4,950	132"	Cadillac completes new Clark Ave., Detroit, plant, most modern in the industry.
1920	19,628	V-8 "59"	4,750	125"	
1919	20,678	V-8 "57"	4,090	125"	Cadillac supplied 2,350 cars and 1,157 V-8 artillery tractor engines to U. S. Army.
1918	20,285	V-8 "57"	3,535	125"	
1917	18,002	V-8 "55"	3,110	125"	Cadillac adopted as <b>Standard Officers'</b> car by U. S. Army after grueling tests at Marfa, Texas.
1916	18,003	V-8 "53"	2,950	122"	Cadillac becomes "Division of General Motors."
1915	13,001	V-8 "51"	2,800	120"	First to use Tilt-Beam Headlights for night driving safety.
1914	14,002	4 cyl. "1914"	2,800	120"	October—First in this country to offer a production car (1915 Cadillac) with a V-type, water cooled, eight-cylinder engine, the prototype of engines later used throughout the industry. First to use thermostatic control of cooling system.
1913	15,017	4 cyl. "1913"	3,250	120"	First to equip cars with Electric Starting, Lighting, Ignition, for which Cadillac again was awarded the Dewar Trophy. First and only car in the world to win this award twice.
1912	13,994	4 cyl. "1912"	3,250	116"	
1911	10,018	4 cyl. "30"	1,800	116"	Custom Coachcraft by Fleetwood Body Company begins.
1910	8,006	4 cyl. "30"	1,600	106"	First to offer Closed Bodies as standard equipment. Less than 10% of cars then produced had closed bodies.
1909	5,902	4 cyl. "30"	1,400	106"	Cadillac purchased by General Motors Corporation. Four-cylinder production increases six times over 1908 production.
1908	2,012	{ 1 cyl. "T" 4 cyl. "H"	1,000 2,500	82" 102"	First American car to be awarded the Dewar Trophy by Royal Automobile Club of London for being First to achieve interchangeability through standardization of parts.
1907	2,696	{ 1 cyl. "M" 4 cyl. "G" 4 cyl. "H"	950 2,000 2,500	76" 100" 102"	Famous Johansson gauges. First imported into United States by Cadillac, enable Cadillac to become the following year the—
1906	4,307	{ 1 cyl. "M" 4 cyl. "H"	950 2,500	76" 102"	First four-cylinder establishes Cadillac as the pioneer of multi-cylinder motor cars.
1905	4,182	{ 1 cyl. "F" 4 cyl. "D"	950 2,800	76" 100"	
1904	2,318	1 cyl. "B"	950	76"	Cadillac Automobile Co. and Leland & Faulconer consolidate as "Cadillac Motor Car Company" with Henry M. Leland, grand old man of the industry, as General Manager.
1903 ) 1902 )	2,500	1 cyl. "A"	850	76"	Detroit Automobile Co., established 1899, reorganized as "Cadillac Automobile Co."

The Cadillac Motor Car Division of General Motors Corporation reserves the right to make changes at any time, without notice, in prices, colors, materials, equipment, specifications and models, and also to discontinue models.

All information contained herein has been carefully checked with the most reliable sources, but responsibility for the absolute authenticity of this information cannot be assumed. The right is reserved to change any specifications, parts or equipment at any time without incurring any obligation to equip same on cars built prior to date of such change.

The 1969 Cadillac Data Book was compiled as of August, 1968, and was printed in U. S. A. The above reservations apply to all pages unless otherwise noted.

Cadillac Motor Car Division • General Motors Corporation

# 1968-1902 CADILLAC MILESTONES-Continued

Model Year	Total Production	Type of Cars Produced	List Price (Typical Car)	Wheelbase	Milestones
1939	36,611	V-8 "39-50"	\$1,320*	120"	First to develop and introduce Controlled-Action, greatest advancement in riding comfort and safety since Knee-Action. More than half of all fine cars sold above \$2,000 are Cadillacs.
		V-8 "39-81"	1,680*	128"	
		V-8 "39-60"	2,090*	127"	
		V-8 "39-75"	2,995*	141"	
		V-16 "39-90"	5,140*	141"	
1938	24,950	V-8 "38-50"	1,385*	124"	First to create and introduce a practical motor car of advanced styling. First to engineer and build the 135" V-type sixteen-cylinder engine. A majority public recognition of Cadillac Merit and Advanced Progress is definitely established.
		V-8 "38-60"	1,775*	124"	
		V-8 "38-60S"	2,085*	126"	
		V-8 "38-65"	2,285*	132"	
		V-8 "38-75"	3,075*	141"	
		V-16 "38-90"	5,265*	141"	
1937	46,153	V-8 "37-60"	1,260*	124"	Cadillac-built V-8 proves stamina, dependability and speed of present day stock car by breaking all previous stock car records at Indianapolis Speedway. Deliveries at retail hit all-time peak in previous Cadillac history.
		V-8 "37-60"	1,660*	124"	
		V-8 "37-65"	2,090*	131"	
		V-8 "37-70"	2,595*	131"	
		V-8 "37-75"	2,815*	138"	
		V-12 "37-85"	3,535*	138"	
		V-16 "37-90"	7,750*	154"	
1936	25,905	Str.-8 "50"	1,225	120"	48.1% of all cars sold above \$1,500 were Cadillacs.
		V-8 "60"	1,695	121"	
		V-8 "70"	2,445	131"	
		V-8 "75"	2,645	138"	
		V-12 "80"	3,195	131"	
		V-12 "85"	3,345	138"	
1935	13,449	Str.-8 "50"	1,545	119"	First and Only fine car equipped with one-piece solid steel Turret Top. For five years, more Cadillacs purchased than any other make of fine car.
		V-8 "10"	2,445	128"	
		V-8 "20"	2,645	136"	
		V-8 "30"	3,295	146"	
		V-12 "40"	3,995	146"	
1934	11,856	Str.-8 "50"	1,595	119"	First to introduce today's mode of streamlining. First American car with spare tire concealed within body. First to develop and use Knee-Action Wheels.
		V-8 "10"	2,495	128"	
		V-8 "20"	2,695	136"	
		V-8 "30"	3,295	146"	
		V-12 "40"	3,995	146"	
		V-16 "60"	6,650	154"	
1933	6,654	V-8 "345-C"	2,245	136"	First to provide fine cars with No-Draft Ventilation.
		V-8 "355-C"	2,895	140"	
		V-12 "370-C"	3,595	140"	
		V-16 "452-C"	6,250	149"	
1932	8,085	V-8 "345-B"	2,495	136"	First to introduce Super-Safe Headlights, Air-Cooled Generator, Completely Silent Transmission and Full-Range Ride Regulator.
		V-8 "355-B"	3,095	140"	
		V-12 "370-B"	3,795	140"	
		V-16 "452-B"	5,095	149"	
1931	29,781	V-8 "345-A"	2,295	134"	
		V-8 "355-A"	2,795	134"	
		V-12 "370-A"	3,895	140"	
1930	25,991	V-8 "340"	2,565	134"	First to build a Sixteen-Cylinder Automobile Engine. Later in the year, the V-12 Cadillac was introduced. First to offer a complete line of multi-cylinder cars—all of V-type design. First to use Hydraulic Valve Silencers.
		V-8 "353"	3,695	140"	
1929	40,965	V-8 "328"	2,495	125"	First to adopt Chrome Plating as standard.
		V-8 "341-B"	3,595	140"	
1928	29,572	V-8 "303"	2,685	125"	First to develop and use the Clashless Synchro-Mesh Transmission. First to install Security Plate Glass as standard equipment.
		V-8 "341-A"	3,250	140"	
1927	47,420	V-8 "303"	2,685	125"	First to develop a comprehensive Service Policy and place it on a nationwide basis.
		V-8 "314"	3,250	132"	
1926	20,419	V-8 "314"	3,250	132"	
1925	16,673	V-8 "63"	3,195	132"	First to use Crankcase Ventilation. \$5,000,000 expansion program started. Cadillac contracts for entire output of Fleetwood Custom Body Co.

\*Manufacturer's suggested retail price at Detroit; does not include optional equipment or state and local taxes.

# 1968-1902 CADILLAC MILESTONES-Continued

Model Year	Total Production	Type of Cars Produced	List Price (Typical Car)	Wheelbase	Milestones
1955	140,778 (11 months)	V-8 "55-62" V-8 "55-60" V-8 "55-75"	\$3,976.70* 4,728.32* 6,186.78*	129" 133" 149½"	Cadillac establishes new production and sales records by building and selling over 140,000 motor cars in 11 months.
1954	96,680 (9 months)	V-8 "54-62" V-8 "54-60" V-8 "54-75"	3,932.70* 4,683.32* 5,874.78*	129" 133" 149½"	Cadillac is First to provide Power Steering as standard equipment on its entire line of cars.
1953	109,657	V-8 "53-62" V-8 "53-60" V-8 "53-75"	3,666.26* 4,304.88* 5,604.34*	126" 130" 147"	Cadillac offers highest horsepower engine ever used in an American production motor car.
1952	90,715 (11 months)	V-8 "52-62" V-8 "52-60" V-8 "52-75"	3,636* 4,270* 5,361*	126" 130" 147"	Cadillac celebrates its Golden Anniversary.
1951	110,340	V-8 "51-62" V-8 "51-60" V-8 "51-75"	3,315* 3,892* 4,887*	126" 130" 147"	Cadillac moves into defense production of tanks in Cleveland without interruption of automobile production.
1950	103,857	V-8 "50-61" V-8 "50-62" V-8 "50-60" V-8 "50-75"	2,866* 3,234* 3,797* 4,770*	122" 126" 130" 147"	Cadillac production exceeds 100,000 cars for the first time in its history.
1949	92,554	V-8 "49-61" V-8 "49-62" V-8 "49-60S" V-8 "49-75"	2,893* 3,050* 3,828* 4,750*	126" 126" 133" 136"	Cadillac's 1 millionth car produced November 25, 1949.
1948	52,706 (9 months)	V-8 "48-61" V-8 "48-62" V-8 "46-60S" V-8 "48-75"	2,647* 2,781* 3,506* 4,471*	126" 126" 133" 136"	Cadillac presented its greatest engineering achievement in 45 years—the new, compact, better performing, more economical, valve-overhead, V-type, eight-cylinder engine for all 1949 Cadillacs.
1947	61,926	V-8 "47-61" V-8 "47-62" V-8 "47-60S" V-8 "47-75"	2,324* 2,523* 3,195* 4,471*	126" 129" 133" 136"	Postwar production reaches over 90% of prewar peak. Cadillac increases fine-car leadership with over 96,000 unfilled orders.
1946	29,194	V-8 "46-61" V-8 "46-62" V-8 "46-60S" V-8 "46-75"	2,176* 2,359* 3,099* 4,298*	126" 129" 133" 136"	Presentation of the 1946 Cadillacs, using the battle-proved Cadillac V-type engine and Hydra-Matic transmission, the only automotive units of this kind to be produced and improved without interruption during the war.
1945	—	—	—	—	Continued production of the world-famous M-24 light tank for distinguished use in European and Pacific theaters. Introduction of the M-19, a potent anti-aircraft gun motor carriage.
1944	—	—	—	—	Cadillac produced the M-24, one of the world's fastest and most maneuverable combat vehicles of its kind. This famous light tank, which served on all battlefronts, was powered by Cadillac V-type engines and Cadillac Hydra-Matic transmissions.
1943	—	—	—	—	Cadillac-built light tanks and motor carriages contributed measurably to the struggle for victory and peace. Precision aircraft engine parts made by Cadillac helped power America's leading combat planes. Army-Navy "E" award to Cadillac for excellence in production of war equipment.
1942	16,511  (Production halted February, 1942)	V-8 "42-61" V-8 "42-62" V-8 "42-63" V-8 "42-60S" V-8 "42-67" V-8 "42-75"	1,647* 1,754* 1,882* 2,436* 2,896* 3,306*	126" 129" 126" 133" 139" 136"	Presentation of the Fortieth Anniversary Cadillacs. Introduction of sealed, ribbed Super-Safe Brakes and All-Weather Ventilation System.
1941	66,130	V-8 "41-61" V-8 "41-62" V-8 "41-63" V-8 "41-60S" V-8 "41-67" V-8 "41-75"	1,445* 1,495* 1,695* 2,195* 2,595* 2,995*	126" 126" 126" 126" 139" 136"	First to introduce to the medium price field a motor car of unquestioned prestige without a compromise in quality. First high price car to offer Hydra-Matic, the completely automatic transmission that eliminates the clutch pedal and all gear shifting. Cadillac outsold all makes of cars in both the medium and high price groups.
1940	37,162	V-8 "40-50" V-8 "40-52" V-8 "40-62" V-8 "40-60S" V-8 "40-72" V-8 "40-75" V-16 "40-80"	1,320* 1,440* 1,745* 2,090* 2,670* 2,995* 5,140*	123" 123" 129" 127" 138" 141" 141"	First to offer custom car interiors at medium price. First to equip passenger cars with Ball Bearing Steering. First to introduce an ultramodern, large, luxurious motor car—the Cadillac Fleetwood 72. During first six months, 1939, Cadillac outsold all makes combined with series having 5 touring sedans priced at or above \$1,300.

\*Manufacturer's suggested retail price at Detroit; does not include optional equipment or state and local taxes.

# 1968-1902 CADILLAC MILESTONES

Model Year	Total Production	Engines	Models or Series	List Price (Typical Car)	Wheelbase	Milestones
1968	229,303	V-8	Calais	\$ 5,284*	129.5"	New 375 H.P. engine introduced having the largest displacement of any production car engine in the world at 472 cu. in. and with a rating of 525 ft. lbs. of torque at 3,000 rpm's. New engine block machining line installed.
			De Ville	5,754*	129.5"	
			Fleetwood Eldorado	6,574*	120.0"	
			Fleetwood Brougham	6,867*	133.0"	
			Fleetwood 75	10,598*	149.8"	
1967	200,000	V-8	Calais	5,215*	129.5"	Cadillac introduces the exciting Fleetwood Eldorado, the only personal luxury car in the world to feature front wheel drive, variable-ratio power steering and automatic level control as standard equipment. This car is produced on a separate assembly line—the first time in the history of Cadillac that cars have been produced on two assembly lines.
			De Ville	5,625*	129.5"	
			Fleetwood Eldorado	6,277*	120.0"	
			Fleetwood Brougham	6,739*	133.0"	
			Fleetwood 75	10,360*	149.8"	
1966	196,675	V-8	Calais	5,171*	129.5"	First to introduce variable-ratio steering on American cars.
			De Ville	5,581*	129.5"	
			Fleetwood Brougham	6,695*	133.0"	
			Fleetwood 75	10,312*	149.8"	
1965	181,435	V-8	Calais	5,247*	129½"	Cadillac introduces new coaxial resonator exhaust system, new one-piece propeller shaft with two CV (constant velocity) joints, new perimeter frame with pheasant tail, rear engine mount and new Tilt and Telescope Steering Wheel. Cadillac production tops 180,000 reflecting highest owner loyalty in the industry.
			De Ville	5,666*	129½"	
			Fleetwood 60S	6,479*	133"	
			Fleetwood 75	9,746*	149½"	
<b>Type of Cars Produced</b>						
1964	165,959	V-8	"64-62"	5,236*	129½"	Cadillac introduces Comfort Control—First fully automatic year 'round air conditioning-heating system. Cadillac completes multi-million dollar expansion program which includes new Engineering Center, enlarged Manufacturing and Assembly space, multi-level parking facility, complete rebuilding of Administration Building, and conversion of previous Engineering facility to Manufacturing space.
			"64-60"	6,388*	129½"	
			"64-75"	9,746*	149½"	
1963	163,174	V-8	"63-62"	5,214*	129½"	Cadillac First to provide two CV (constant velocity) joints on propeller shaft for maximum quietness and stability.
			"63-60"	6,366*	129½"	
			"63-75"	9,724*	149½"	
1962	160,840	V-8	"62-62"	5,213*	129½"	Cadillac sets new luxury car records with production of over 160,000 cars with 60% Air Conditioned. Cadillac is First to provide Triple Braking system and Cornering Lights.
			"62-60"	6,366*	129½"	
			"62-75"	9,722*	149½"	
1961	138,379	V-8	"61-62"	5,080*	129½"	Pre-packed suspension and steering connections minimize maintenance; increase quietness and durability. Over 50% of all 1961 Cadillac motor cars equipped with factory-installed Air Conditioning.
			"61-62"	6,233*	129½"	
			"61-75"	9,533*	149½"	
1960	142,184	V-8	"60-62"	5,080*	130"	Cadillac introduces to luxury car owners front-fender mounted directional signal indicator lights and an automatically releasing vacuum operated parking brake.
			"60-60"	6,233*	130"	
			"60-75"	9,533*	149½"	
1959	142,272	V-8	"59-62"	5,080*	130"	Cadillac becomes the only luxury motor car with an owner demand for well over 1,000,000 cars in a single decade.
			"59-60"	6,233*	130"	
			"59-75"	9,533*	149½"	
1958	121,786	V-8	"58-62"	4,891*	129½"	Cadillac pioneered Four-Link Rear Suspension adopted as standard equipment with coil springs or (optional at extra charge) air suspension throughout entire line.
			"58-60"	6,232*	133"	
			"58-75"	8,460*	149½"	
1957	146,840	V-8	"57-62"	4,780.96*	129½"	Cadillac introduces the fabulous Eldorado Brougham, a limited production luxury motor car with air suspension as standard equipment. All Cadillac models feature the revolutionary new Cadillac tubular-center X frame.
			"57-60"	5,614.32*	133"	
			"57-75"	7,439.88*	149½"	
1956	154,631	V-8	"56-62"	4,291*	129"	Cadillac becomes the only car in its price class ever to be rewarded with an owner demand for over 150,000 cars in one year.
			"56-60"	5,042*	133"	
			"56-75"	6,608*	149½"	

\*Manufacturer's suggested retail price at Detroit; does not include optional equipment or state and local taxes.

# DETAILED SPECIFICATIONS

<b>BRAKES</b>	Front.....	Independent hydraulic—disc—std. all cars		
	Rear.....	Independent hydraulic—drum		
	Type—single piston disc—front, rear—drum...			
	Brake drum diameter—rear.....	12"		
	Brake drum, internal or external.....	Internal self-adjusting		
	Brake lining, length per wheel:	Disc	Drum	<b>Eldorado</b> Drum
	Forward shoe.....	5.4"	11.00"	9.00"
	Reverse shoe.....		12.36"	12.00"
	Total.....		23.36"	21.00"
	Brake lining width.....	1.93"	2.5"	2.00"
	Foot Parking brake location.....	Left side below dash		
	Release.....	Automatic vacuum* plus manual		
	Operates on.....	Rear service brakes		
	Power brakes.....	Standard, all models		

\*With engine running and car in any drive gear.

<b>SPECIFICATIONS</b>	Car lifting device, jack.....	Bumper type; "75" uses scissor
	Engine lubrication—type.....	Pressure
	Chassis lubrication—type.....	No lube fittings
	Axle lubrication—type.....	Splash

<b>LUBRICANTS</b>	Crankcase capacity with filter.....	5 qts.
	With refill.....	4 qts.
	Recommended viscosity.....	Anticipated temperature: 32°F or higher, SAE-10W-30, SAE 20, SAE 20W 0°F to + 32°F, SAE 10W, SAE 5W-20 0°F or lower, SAE 5W, SAE 5W-20
	Drain.....	Every 4 months, never to exceed 6,000 miles

CAUTION: Drain more frequently in accordance with Owner's Manual under varying operating conditions.

Rear axle oil.....	5 pints
Recommended viscosity.....	90 hypoid
Transmission fluid.....	Type Dexron
Turbo Hydra-Matic refill.....	11 qts. 6 ozs. (completely dry) 4 qts. 20 ozs. (pan drained by filler tube only) 5 qts. (with pan and strainer removed)
Gasoline tank capacity.....	Approx. 26 gallons*

\*Approx. 24 gallons on Eldorado.

# DETAILED SPECIFICATIONS

<b>DRIVE UNIT AXLE</b>	Rear axle —description . . . . .	Hypoid	<b>Eldorado</b>
	Rear axle —type . . . . .	Semifloating	
	Rear axle:		<b>FWD</b>
	Oil capacity . . . . .	5 pints	
	Grade recommended:		
	SAE viscosity . . . . .	90 hypoid	
	Type of final gearing . . . . .	Hypoid	<b>Fleetwood 75 and Eldorado</b>
	Gear ratio:		"75" —3.21
	Standard . . . . .	2.94*	Eldorado —3.07
	Rear wheel bearing —type . . . . .	Ball, grease- packed (permanent)	
	*Standard and air-conditioned models.		
<b>TIRES AND WHEELS</b>	Tires:		
	Make . . . . .	UniRoyal, Firestone, Goodrich and Goodyear	
	Type . . . . .	Tubeless	<b>Fleetwood 75</b>
	Size . . . . .	9.00 x 15	8.20 x 15
	Ply . . . . .	Load Range B	Load Range D
	Inflation pressure:		
	Front . . . . .	25 lbs.*	28 lbs.
	Rear . . . . .	25 lbs.*	28 lbs.**
	Wheels:		
	Type . . . . .	Drop center	
	Make . . . . .	Kelsey-Hayes	
	Rim, diameter . . . . .	15"	
	Tread:		<b>Eldorado</b>
Front . . . . .	63.0"	63.5"	
Rear . . . . .	63.0"	63.0"	
	*Sixty Special and Brougham, 26 lbs. Eldorado, 25 lbs. front; 22 lbs. rear.		
	**38 lbs. with 9 passengers and 200 lb. trunk load.		
<b>STEERING</b>	Steering . . . . .	Variable ratio Hydraulic Power	<b>Fleetwood 75</b> Non-variable
	Type . . . . .	Concentric gear	
	Overall steering ratio . . . . .	10.3-16.7-10.3*	18.2
	Car turning radius:		
	(wall-to-wall) . . . . .	23'9"***	28'7"
	60 Special and Brougham . . . . .	24'4"	
		*Eldorado 12.1—16.3—12.1.	
	**Eldorado 22'4".		

# DETAILED SPECIFICATIONS

## TURBO HYDRA-MATIC TRANSMISSION —continued

Oil capacity  
Completely dry transmission . . . . . 11 qts. 6 oz.  
Pan drained by filler tube only . . . . . 4 qts. 20 oz.  
Pan and strainer removed . . . . . 5 qts.

**Eldorado**  
Driven through  
chain from  
eng.-mounted  
converter

## FRAME

Frame —type . . . . . Perimeter

**Eldorado**  
Boxed  
perimeter

## FRONT SUSPENSION

Front suspension —type . . . . . Forked arms,  
upper. Single  
arms with  
tension strut  
rods, lower.  
Control arm pivots . . . . . Rubber bushings  
Knuckle support bearing . . . . . Spherical  
Front wheel inner bearing . . . . . Tapered roller  
Front wheel outer bearing . . . . . Tapered roller  
Front spring —type . . . . . Helical coil  
Front spring, material . . . . . Spring steel  
Shock absorber —type . . . . . Hydraulic direct-  
acting type  
Front stabilizer . . . . . Torsion rod

**Eldorado**  
Forked arms,  
upper. A-  
frame lower.

Double-row  
ball bearing.  
Torsion bar

## REAR SUSPENSION

Type . . . . . Cadillac four-link  
Yoke and control arm pivots . . . . . Rubber bushings  
Springs . . . . . Helical coil  
Material . . . . . Spring steel  
Shock absorbers . . . . . Hydraulic direct-  
acting, inverted  
"V" mounting

**Eldorado**  
See below

Single leaf

Also two  
horizontal  
mounted in  
fore and aft  
direction

## PROPELLER SHAFT\*

Type . . . . . 1-piece  
Drive and torque taken through Four-link rear suspension

**Fleetwood 75**  
2-piece

## UNIVERSAL JOINTS

Number used . . . . . 2  
Type . . . . . Constant Velocity  
Universal joints, lubricated . . . . . Permanently

3

\*Eldorado has front wheel drive with 4 joints (2 tri-pot ball and trunnion, 2 outboard joints.)  
Drive through suspension arms and torque taken through engine mounts.

# DETAILED SPECIFICATIONS

<b>IGNITION</b> —continued	Initial spark advance.....	5 B.T.C. (Nominal)
	Firing order.....	1-5-6-3-4-2-7-8
	Spark Plugs:	
	Model.....	R-44-N
	Thread.....	14 mm.
	Gap.....	.035"

<b>BATTERY</b>	Number of plates.....	15
	Capacity (amp. hrs.).....	74
	Terminal grounded.....	Negative
	Location of battery.....	Under hood on tray at front right-hand side of radiator cradle

<b>LIGHTS AND HORN</b>	Headlight—make.....	Sealed-beam (Dual)
	Headlight cover glass, dia.....	5¾"
	How are headlights dimmed?.....	Depressed beam—foot switch
	Cornering light & side marker.....	Activated by directionals & light switch
	Horn:	
Type.....	Vibrator, seashell electric F, A Calais, F-A & D DeVille & Fleetwood*	
	*Opt. high "C" all	

<b>TURBO HYDRA-MATIC TRANSMISSION</b>	Type.....	Fully automatic stepped gear transmission with fixed stator torque converter
	Gearing.....	Planetary
	No. of forward speeds in left DRIVE position.....	3
	No. of forward speeds in right DRIVE position.....	2
	No. of forward speeds in (L) position.....	1
	Transmission ratio	
	Low gear.....	2.48 plus torque converter
	Intermediate gear.....	1.48 plus torque converter
	High gear.....	1.00 plus torque converter
	Reverse.....	2.09 plus torque converter
Torque converter maximum torque multiplication at stall.....	2.03	



# DETAILED SPECIFICATIONS

<b>FUEL</b>	Gasoline tank capacity . . . . .	Approx. 26 gallons*	
	Type of fuel feed . . . . .	Camshaft pump	
	Carburetor—type . . . . .	Four-barrel downdraft	
	Manifold heat control . . . . .	Automatic	
	Type of air cleaner . . . . .	Dry-pack	
	*Eldorado, approx. 24 gallons.		
<b>COOLING</b>	Water pump type . . . . .	Centrifugal—dual outlet	
	Type system . . . . .	Pressure	
	Thermostat . . . . .	By-pass	
	Radiator core type . . . . .	Tube and center	
	Full length cylinder water jacket . . . . .	Yes	
	Water all around cylinders . . . . .	Yes	
	Fan belt length . . . . .	45.5"	<b>Fleetwood 75</b> 45.5"
	Generator . . . . .	35.5"	35.5"
	Steering pump . . . . .	48.0"	59.0" (2 belts —Str. pmp. & A/C)
	Fan belt width . . . . .	3/8"	
	Fan blade material . . . . .	Steel	
Fan—no. of blades . . . . .	7 Std. & A/C		
Cooling system capacity . . . . .	21.3 qts.	24.8 qts. Add .5 qt. for A/C	
<b>GENERATOR</b>	Minimum charging speed . . . . .	At idle	
	Generator ventilation . . . . .	Forced air	
<b>GENERATOR REGULATOR</b>	Voltage regulator setting . . . . .	13.8-14.8 @ 100° (adjust to 14.2)	
	Generator max. charging rate* . . . . .	42 amp.	
	(Fleetwood 75 and air-conditioned cars) . . . . .	55 amp.	
	*63 amp., optional.		
<b>STARTING MOTOR</b>	Flywheel teeth, integral or ring . . . . .	Steel integral	
<b>IGNITION</b>	Spark advance . . . . .	Centrifugal and vacuum	
	Manual advance . . . . .	None	
	Maximum centrifugal advance . . . . .	Crankshaft (26°-30° at 4400 rpm.)	
	Vacuum advance, maximum . . . . .	Crankshaft (25.5° at 16 in. of Hg.)	
	Distributor breaker gap . . . . .	.016"	

# DETAILED SPECIFICATIONS

<b>CAMSHAFT</b>	Drive . . . . .	Chain
	Camshaft sprocket material . . . . .	Aluminum with nylon gear
	Timing chain—make . . . . .	Link Belt
	Timing chain—no. of links . . . . .	48
	Timing chain—width . . . . .	.750"
	Timing chain—pitch . . . . .	.500"
<b>VALVES</b>	Valve arrangement . . . . .	Overhead
	Intake opens . . . . .	18° B.T.C. at .001 lift
	Intake closes . . . . .	114° A.B.C. at .001 lift
	Exhaust opens . . . . .	70° B.B.C. at .001 lift
	Exhaust closes . . . . .	58° A.T.C. at .001 lift
<b>INTAKE</b>	Material . . . . .	Alloy steel
	Overall length . . . . .	5.230"
	Diameter of head . . . . .	2.00"
	Angle of valve face . . . . .	44°
	Lift . . . . .	.440"
<b>EXHAUST</b>	Material . . . . .	Alloy steel
	Overall length . . . . .	5.245"
	Diameter of head . . . . .	1.625"
	Angle of valve face . . . . .	44°
	Lift . . . . .	.454"
	Hydraulic valve lifters . . . . .	Yes
	Valve inserts . . . . .	None
Valve seats cooled by . . . . .	Direct water circulation	
<b>LUBRICATION</b>	Type . . . . .	Full pressure
	Oil under pressure to:	
	Main bearings . . . . .	Yes
	Connecting rods . . . . .	Yes
	Wristpins . . . . .	Splash
	Camshaft bearings . . . . .	Yes
	Tappets . . . . .	Yes
	Oil pump type . . . . .	Spur gear
	Normal oil pressure . . . . .	35 to 40 lbs. @ 30 m.p.h.
	Capacity of oil reservoir . . . . .	5 qts. with filter
		Refill, 4 qts.
	Type of oil level gage . . . . .	Dip stick
	Make of pressure gage . . . . .	AC—Tell-Tale Lite
Oil filter . . . . .	Standard	
Type . . . . .	Full-Flow	

# DETAILED SPECIFICATIONS

<b>ENGINE</b>	Number of cylinders . . . . .	8
	Cylinder arrangement . . . . .	90° V-type
	Valve arrangement . . . . .	Overhead
	Bore and stroke . . . . .	4.3" x 4.06"
	Block and cylinder head material . . . . .	Cast iron
	Piston displacement . . . . .	472 cu. in.
	Taxable horsepower . . . . .	59.2
	Max. brake horsepower . . . . .	375 @ 4400 r.p.m.
	Max. engine torque—lbs.-ft. . . . .	525 @ 3000 r.p.m.
	Compression ratio . . . . .	10.5:1
	Engine mounts . . . . .	Vulcanized rubber
Number of points of suspension . . . . .	3	
<b>PISTONS AND RINGS</b>	Material . . . . .	Aluminum alloy
	Type . . . . .	Slipper type, cam ground, control expansion
	Clearance . . . . .	.0006"-.0010" (top skirt)
	Number of oil rings per piston . . . . .	1
	Number of comp. rings per piston . . . . .	2
<b>RODS AND PINS</b>	Wristpin length . . . . .	3.030"
	Wristpin material . . . . .	Steel
	Type . . . . .	Pressed in rod
	Connecting rod length . . . . .	6.750"
	Material—connecting rod . . . . .	Arma steel
	Weight—connecting rod . . . . .	28.86 oz.
	Lower bearing material . . . . .	Steel-back
	Connecting rod bearing clearance . . . . .	.0005"-.0028"
	Connecting rod bearing end play . . . . .	.008"-.016" (total two rods)
<b>CRANKSHAFT</b>	Material . . . . .	Nodular cast iron
	Weight . . . . .	79 pounds
	Main bearing thrust . . . . .	Center main
	Crankshaft end play . . . . .	.002"-.012"
	Main bearing removable . . . . .	Yes
	Main bearing material . . . . .	Aluminum—Steel-back
	Main bearing journal—	
	Diameter x Length:	
	Number 1 . . . . .	3.250" x 1.1925"
	Number 2 . . . . .	3.250" x 1.0595"
Number 3 . . . . .	3.250" x 1.0674" inside; 1.258" outside	
Number 4 . . . . .	3.250" x 1.0595"	
Number 5 . . . . .	3.250" x 1.1925"	

# 1969 CADILLAC GENERAL SPECIFICATIONS and Body Styles

Horsepower.....	375
Compression Ratio.....	10.5 to 1
Piston Displacement.....	472 cu. in.
Valve Arrangement.....	Overhead
Carburetor.....	4-barrel
Transmission.....	Turbo Hydra-Matic
Axle Ratios.....	2.94 to 1*
Steering**.....	Variable Ratio Power
Brakes.....	Dual System plus true auxiliary parking brake
Frame.....	Perimeter
Springs***.....	Helical Coil, front and rear

\*3.21 on Seventy-Five models. 3.07 on Eldorado.

\*\*Fixed ratio on Seventy-Five models.

\*\*\*Torsion bar, front, leaf rear, on Eldorado.

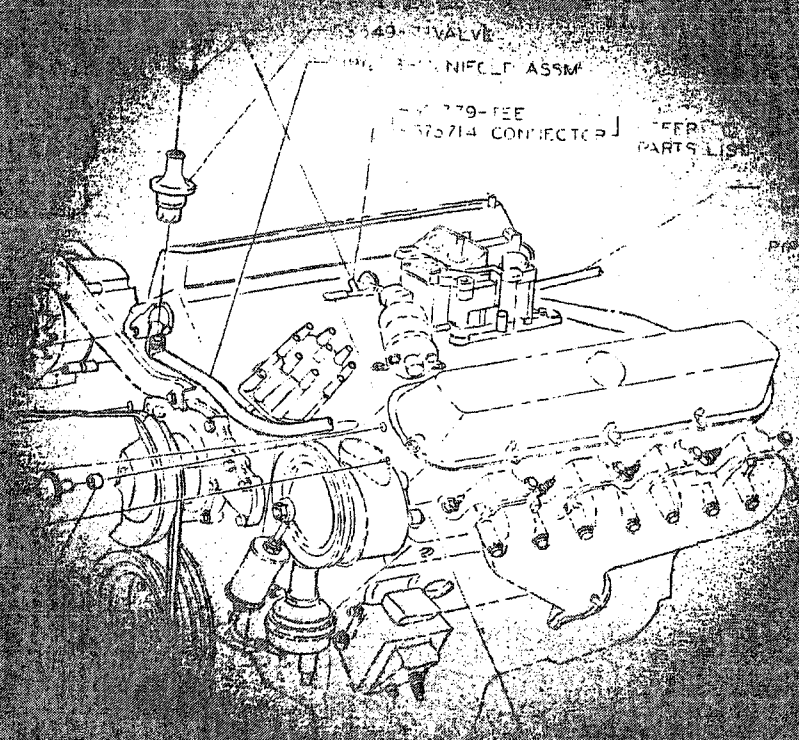
	Sedan de Ville	De Ville Convertible, Coupe de Ville and Calais Coupe	Fleetwood Eldorado	Fleetwood 60 Special and Brougham	Fleetwood 75 9-Passenger Sedan and Limousine
WHEELBASE	129.5"	129.5"	120"	133"	149.8"
OVERALL LENGTH	225"	225"	220.9"	228.5"	245.5"
OVERALL WIDTH	79.8"	79.8"	79.96"	79.0"	79.8"
OVERALL HEIGHT	55.5**	54.4***	53.7"	56.6"	58.1"
MINIMUM ROAD CLEARANCE	5.4"	5.4"	5.4"	5.8"	6.4"
STEERING RATIO—Overall	16.2	16.2	16.3	16.2	18.2
TURNING RADIUS (Wall-to-Wall)	23'9"	23'9"	22'3"	24'4"	28'7"
TREAD—Front	63.0"	63.0"	63.5"	63.0"	63.0"
TREAD—Rear	63.0"	63.0"	63.0"	63.0"	63.0"
TIRES, Tubeless—Size	9.00 x 15	9.00 x 15	9.00 x 15	9.00 x 15	8.20 x 15

\*54.4" on hardtop sedans.

\*\*54.3" on De Ville Convertible.

## SPECIFICATIONS AND MILESTONES

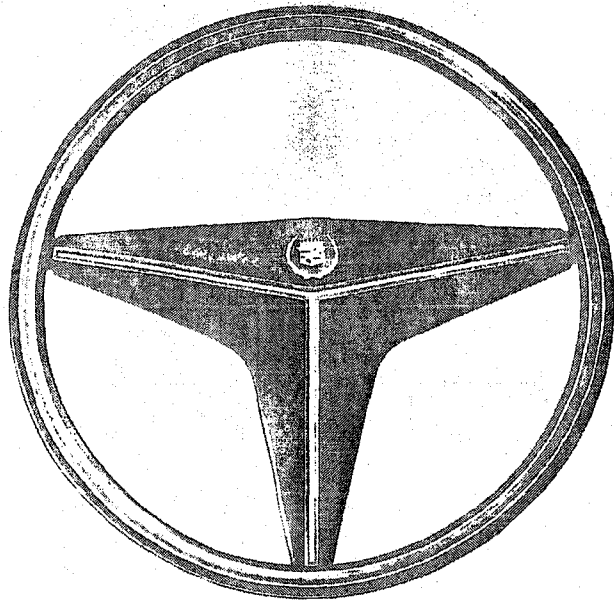
Chassis.....	G-6, 7, 8
Engine.....	G-2, 3, 4, 5
General Specifications.....	G-1
Milestones.....	G-9, 10, 11, 12
Miscellaneous Specifications.....	G-8
Transmission.....	G-5, 6



*SPECIFICATIONS  
& MILESTONES*

## Steering


---



The Eldorado has an overall steering ratio of 16.3 to 1. This, coupled with the excellent maneuverability of variable-ratio power steering and front wheel drive, provides the Eldorado driver with quick steering response and excellent road control. A wide tread, 63.5" front, 63" rear, and suspension with high roll resistance assure outstanding roadability in virtually every type of driving terrain.


## Exhaust System

---




The Eldorado exhaust system is essentially the same as for all Cadillacs. Due to the exclusive frame and front wheel drive design of the Eldorado, the exhaust system is tailored specifically to this fine automobile. The distinctive features are dual ex-

haust pipes leading from the engine to the large muffler which is positioned across the car behind the rear axle. A single pipe then leads to the small resonator with a short tailpipe directly behind the resonator pointing rearward.




The Eldorado's front wheel drive eliminates the transmission hump and drive shaft housing, providing a perfectly flat floor throughout for more passenger comfort, front and rear. Vertical forward




mounting of the spare tire and a flat trunk floor mean a spacious, unobstructed, load-carrying luggage compartment, especially useful at vacation time.

## Door Panels





Eldorado door panels are essentially the same as for all models. The instrument panel extension or wing houses the windshield wiper-washer controls. Power window and door controls are conveniently located on the armrest as is the remote-control knob for the outside rear view mirror. The driver's door has one door latch for driver use. The passenger's door has dual door latches, one for the front seat passenger and the other for rear seat passengers, encouraging them to exit on the right or curb side.

## Rear Vent Windows




The clean, simple lines of the rear quarter windows contribute to the Eldorado's overall distinctive styling. For the convenience of rear seat passengers, the windows are power operated and retract straight rearward into the upper rear quarter or sail panel. Switches on the left door are for driver operation of all windows and a single switch beneath each quarter window is for passenger operation.






Every Eldorado, whether equipped with air conditioning or not, comes with a complete system of air conditioning ducts and outlets. Eldorados without air conditioning have a ventilation system that draws in air at the base of the windshield as shown above on the left. Air is directed to the floor through the cowl vent outlets. These outlets are controlled by pull knobs located under each end



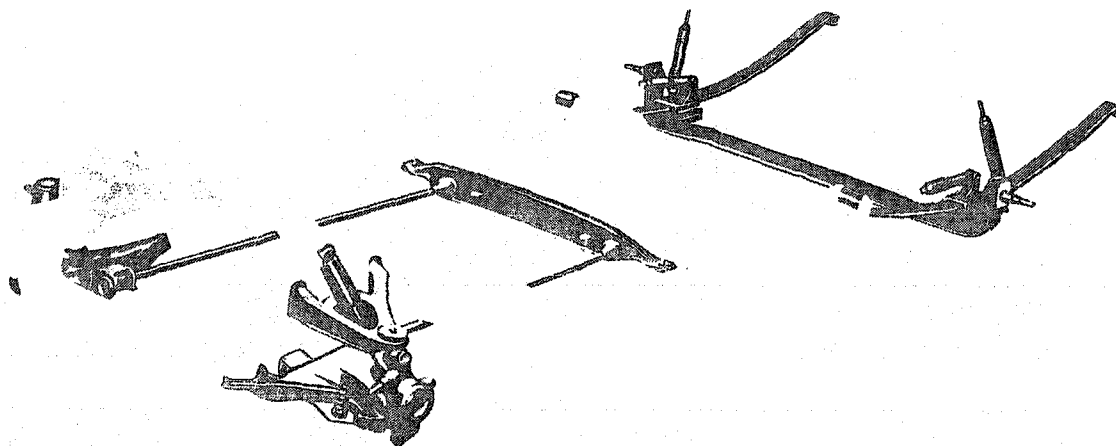
of the instrument panel. There are no cowl vent outlets on air conditioned cars. Air is also directed through the six air conditioning outlets, passing over the front and rear seat passengers. The air is then routed under and behind the rear seat and out through two outlets, one on each door lock pillar as shown on the right.

## Ventilation And Heating Controls (Non A/C)



The ventilation system described above is operated by the heater-defroster controls located on the instrument panel just to the left of the steering column. This system is operated with the fan switch in any one of the four speed settings. The lower lever controls the temperature. Moving the upper right lever to the VENT position admits outside air

through the six outlets located in the instrument panel. Moving the lever to HEAT turns the heater on. In the DEFROST position, warm air is directed to the windshield. To remove ice, both levers must be in the extreme right position with the fan switch set on the highest speed rating.




The Eldorado frame is specially designed to fit the structural requirements of its front wheel drive. The frame is a fully boxed design completely encircling the passenger compartment. Crossmembers give the frame additional rigidity. A subframe integral with the body is used at the rear. This subframe, com-

bined with front wheel drive, permits taking maximum advantage of space at the rear of the car for the trunk. Soft, durable rubber body mounts contain 20% more rubber for a substantial increase in structural isolation. These cushions of rubber also contribute to the Eldorado's silent ride.


## Front Suspension

The front suspension on the front wheel drive Eldorado dictates the choice of torsion bars rather than coil springs. This suspension method contributes to the excellent handling ease and road control Eldorado drivers experience and appreciate. The front of the torsion bars fit into connectors on the lower control arms. The rear portion of the torsion bars are anchored in a removable crossmember that is isolated from the frame by soft cushions of durable rubber.



## Rear Suspension

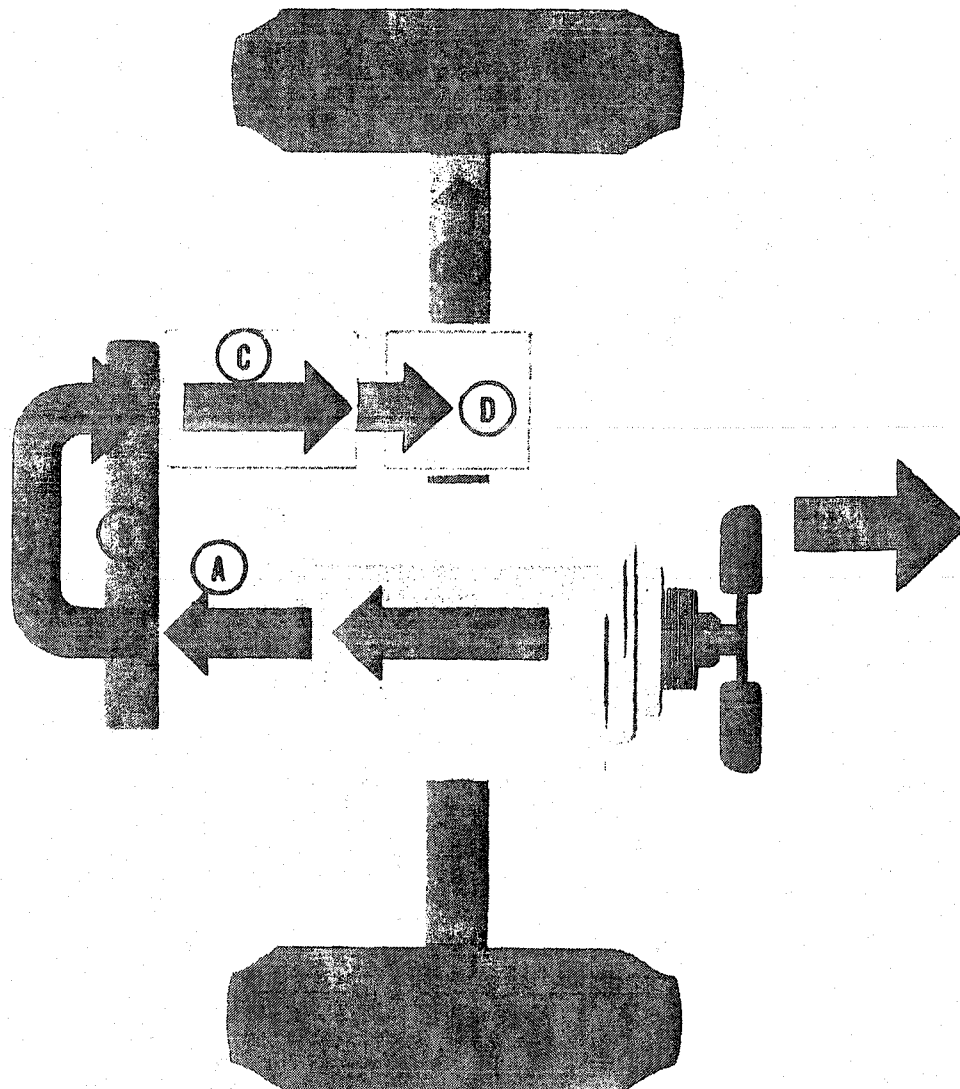
The rear suspension on the Eldorado is provided by tapered, single leaf springs, a drop-center, beam-type rear axle and four exclusive Cadillac shock absorbers. Two shock absorbers are mounted horizontally and two angled vertically. Thus, the combination of single leaf springs, precisely positioned shock absorbers and the load leveling characteristics of automatic level control provide positive ride control and stability under a variety of load and road conditions.



## Front Wheel Drive


Shown below is the Eldorado front wheel drive. In order to transmit driving torque to the front wheels, it is necessary to reverse the flow of power coming off the engine crankshaft. Dividing the transmission accomplishes this reverse power flow. The converter (A) is connected directly to the engine crankshaft. A chain drive (B) connects the converter to the rest of the transmission (C) which points toward


the front of the car. The chain drive turns the power flow around, transmitting power from the converter to the gear section of the transmission. Power then flows to the final drive unit (D) which performs the differential function in rear wheel drive cars. Here, torque is multiplied and delivered to the right and left axles (E), completing the power flow from the engine to the front wheels.



The Fleetwood Eldorado combines the best of two worlds, styling and engineering. In the world of engineering, the Eldorado blends such uncommon standards as variable-ratio power steering, automatic level control, front wheel drive, front disc brakes and a 472 cu. in. V8 engine. Each one of these engineering innovations contributes to the truly masterful


performance Eldorado owners appreciate and enjoy. Top these advances off with dramatic styling and luxurious interior appointments and what emerges is the World's finest personal car. For a look into the world of engineering, see the following pages. Styling features can be found in Sections B and E.





During cool weather, warm air is directed into the rear compartment of 75 models through the grilles located beneath each rear door armrest. During warm weather, cool, dehumidified air is directed into the rear compartment through the grilles located overhead. There are a number of small openings that diffuse the cool air evenly. In addition, a hinged door that is integral with the grille may be opened to direct air toward the rear passengers.

## Floor Insulation




Four layers of selected materials protect the front compartment against heat, cold, noise and drafts, thus contributing to driver and passenger comfort. Two layers of jute and a layer of carpeting are used in the rear compartment. The four layers used in the front compartment are:

- Carpeting
- Jute
- Rubber Compound
- Jute



## Scientific Soundproofing

The quietness of Cadillac interiors, long a matter of notable pride for Cadillac owners, is achieved through the Cadillac engineers' constant efforts to design-out any engine or chassis vibrations. However, the noise of thrown gravel and other vehicle's horns cannot be engineered out. Therefore, selected soundproofing is used at designated places. Added quietness is assured by insulation in rear quarter panels to reduce tire noise. A rubber compound sound-barrier is also used at each side of the cowl.

Under-the-hood insulation includes 1½" of fiberglass and a one-piece sound-barrier between engine and passenger compartment. A layer of felt deadener and a layer of tuflex insulation is used between the steel top and headlining of Calais, De Ville, Eldorado, Sixty Special and Brougham models. Soft, durable rubber seals for door, window and trunk are used to insulate against damaging moisture and dust as well as to minimize wind noise.




# Dual Compartment Automatic Climate Control



Driver and rear compartment passengers of the Seventy-Five Sedan and Limousine may enjoy motoring comfort throughout the year at different temperature levels if they desire. Separate controls for the front and rear provide driver and rear passengers with selected interior temperatures. The illustration above on the left shows the controls and positions (no VENT position with dual system)



for the driver compartment. See page C-3 for operation. The illustration above on the right shows the temperature dial and OFF-ON switch that is mounted beneath a hinged cover on the right rear quarter armrest. With these separate rear controls, comfort is maintained automatically to the individual requirements of rear compartment passengers.

## Separate Rear Compartment Air Intakes



Since the Automatic Climate Control system for the front and rear compartments operate independently of each other, a completely separate rear system consisting of a heater, blower and evaporator assembly is located in the trunk. Outside air for the rear system is drawn in through the air inlets located high on the rear of the body.



## Ventilation System (Non-A/C Cars Except Eldorado)



A new dual ventilation system provides quiet, draft-free air circulation with the windows closed. Air for the system is taken in at the base of the windshield. This air is directed to the floor through the cowl vent outlets in the kick pad and through four outlets, two at each end of the instrument panel. To provide greater air distribution, the four outlets have adjustable vanes. Control knobs for upper and lower ventilation are located on the cowl kick panel at either end of the instrument panel as shown on the left.

Heating controls are located on the instrument panel to the left of the steering column.


## Luggage Compartment




The luggage compartment is easily accessible for loading and unloading luggage, sports equipment and other items. Spare tire and jack components are mounted forward on the trunk shelf (except in Convertible and Seventy-Five models), freeing the trunk space nearest the bumper for convenient placement

of items. Other features include recessed hinges for protection of luggage, counterbalanced lid for easy opening and closing, rubber seal around the lid to keep out dust and rain and a light that shines automatically when the lid is raised.

## Hood Latch



The double-action hood latch holds the hood securely shut. To raise the hood, simply release the lever that is easily accessible between the grille and hood, just to the right of center when facing the car.




The hood will pop up slightly but will not open further without releasing the secondary latch. Further movement of the lever will release the secondary latch, allowing the hood to be raised completely.

The rear axle differential gears and output shafts, modified a year ago to compensate for the larger engine and thus increased torque to the rear axle, are continued for 1969. The rear axle housing has a


minimum number of sections and welds for exceptionally strong construction. The rear axle pinion seal has a two-lip design, the outer lip sealing out dirt, the inner lip sealing in lubricant.

## Entry And Exit




Unmatched freedom of movement when entering and leaving the automobile is the result of Cadillac's superb design and engineering. The wide-opening, forward hinged doors, low door sills and rounded cushion corners make access to the relaxingly comfortable interiors easy, particularly when combined with the up-and-out-of-the-way action of the Tilt and Telescope steering wheel.

## Structural Safety System



The 1969 Cadillac standard body utilizes heavy-gauge steel, welded construction and a new structural reinforcement system to further strengthen the passenger compartment against side collision. A box-shaped steel beam is welded horizontally inside each door to distribute the impact force over a larger area, thereby decreasing the possibility of passenger compartment intrusion during impact. Additional reinforcement in the lower door pillar area contributes further to the increased structural rigidity of the body.

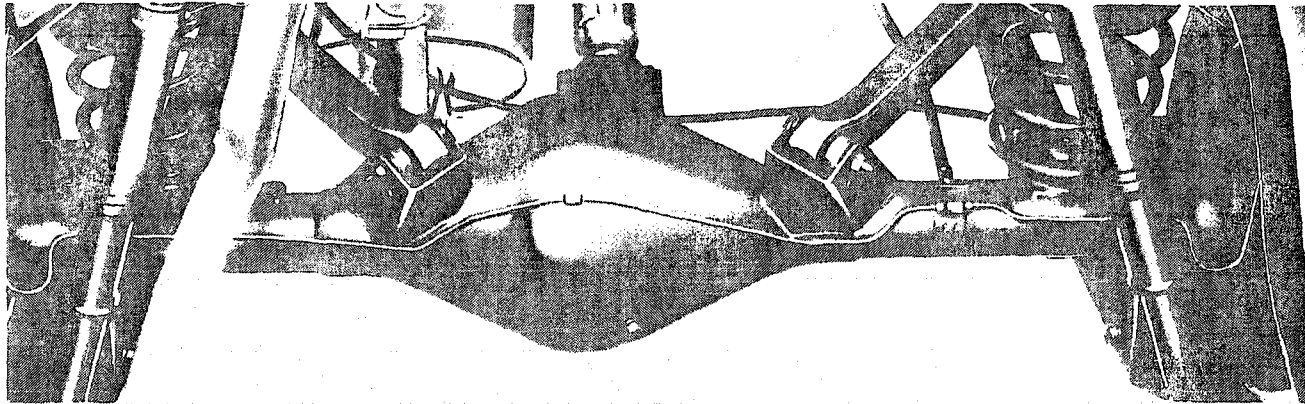
## Door Locks And Latches



The solid construction, easy-action Cadillac doors with passenger-guard door locks are engineered to lock tightly and stay that way. Once the doors are locked, the inside door handles are disengaged until the door lock knobs are returned to the up position manually, by Power Door Lock switch or by outside key. Latches are designed to resist opening under severe impact or stress. Stamped door hinges of a rugged design provide solid strength under impact.




## Rear Suspension



Cadillac's proven four-link rear suspension has two lower control arms connecting the rear axle and frame for proper wheel alignment and ride stability under a variety of road conditions. The two upper control arms are angle-mounted high on the rear axle to help reduce sideways motion, roll on curves

and acceleration squat. Steel helical-coil springs are mounted directly over the rear axle and, with a low spring rate, provide a well balanced ride. Thick rubber insulation at control arm-to-frame mountings and at top and bottom of springs absorbs and isolates road noise.

## Frame



The frame for 1969 has been redesigned for increased structural rigidity and lengthened at the front to be compatible with the new body styling. New front and rear crossmembers and deepened side rails located directly behind the front springs

give increased strength and added impact protection. Soft, durable rubber body mounts contain 20% more rubber for a substantial increase in structural isolation. These soft, rubber cushions also contribute to Cadillac's famed silent ride.

# Cadillac Triple Braking System (continued)

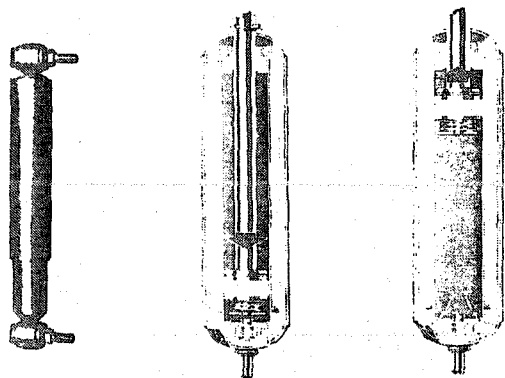
without locking when the car is in any drive range with the engine running.

- C. The power brake vacuum booster assures dependable high speed and high altitude braking performance.
- D. Corrosion-resistant brake lines and rayon cord brake hoses assure increased durability and long life.
- E. Wheel cylinder pistons are super-hard and self-lubricating for maximum reliability and long life.
- F. Front disc brakes have a ventilated rotor with center openings that allow air to flow past the braking surface for extremely rapid cooling. A shield protects the inboard disc and lining against road splash. The wheel envelopes the

outboard disc and lining to complete the shielding.


- G. The two rear brake drums are finned for fast heat dissipation. A flange on the rear brake backing plate shields interior of drums from water. Rear brakes adjust automatically when the car is in reverse and the brakes applied.
- H. Front disc brakes adjust themselves automatically during brake application. Correct shoe/rotor clearance is provided by a piston sliding on a piston seal during braking, placing the seal under tension. The piston gradually changes position relative to the seal as the brake lining wears, thereby maintaining proper shoe/rotor clearance.

## Shock Absorbers



Another feature that contributes to Cadillac's luxurious ride and outstanding handling is the exclusive shock absorber, with a gas-filled nylon envelope to prevent air from mixing with the fluid. Both front and rear shock absorbers are specially calibrated to precision level the car with the slightest movement and make shock absorption smooth and easy. They are also designed to give uniform action in a variety of climates.

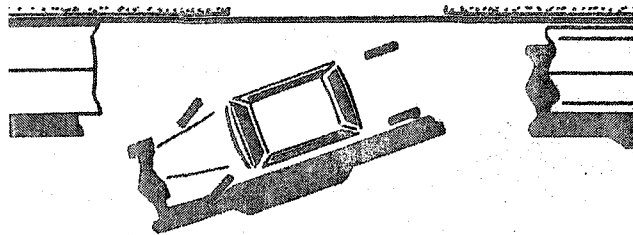
## Front Suspension



Cadillac's independent spring-type front suspension, which accounts for its famed ride and handling, has been improved for 1969. The helical-coil springs have been adjusted for better load characteristics, giving neither too firm a ride nor too soft a ride. New upper control arm rubber bushings increase the cushioning of road noise. Strut rods are mounted to the lower control arms and, through rubber bushings, to the frame crossmember for proper wheel alignment. Yet they do permit a momentary rearward deflection of the wheel when it encounters a road bump for a softer ride.

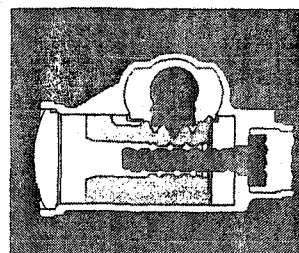
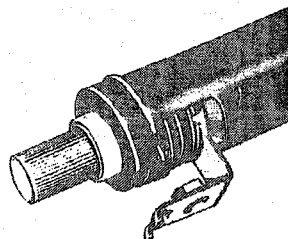
# Variable-Ratio Power Steering

Variable-ratio power steering affords virtually effortless handling in getting into and out of tight places, yet maintains a reassuring feel of the road. While there is a reduction in steering wheel movement for all maneuvering, there is a major reduction in the number of steering wheel revolutions necessary to turn the front wheels lock-to-lock. Standard on all models except the Seventy-Fives.


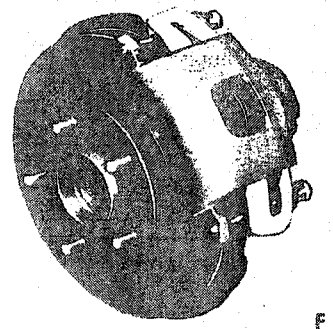
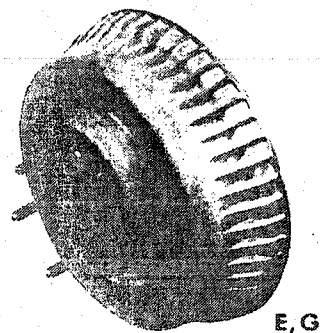
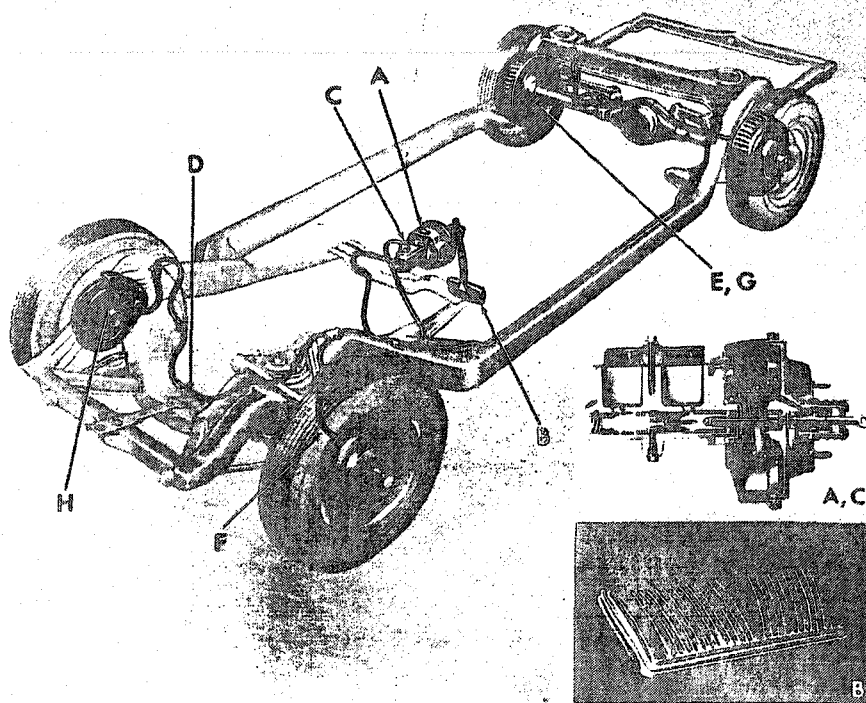


# Rubber Cushioned Coupling And Bushings

Cadillac's smooth, almost effortless, finger-tip steering is further aided by the use of a flexible rubber coupling in the steering column and rubber bushings at steering gear-to-frame mountings. This helps absorb road shocks and vibration before they reach the steering wheel.



# Cadillac Triple Braking System

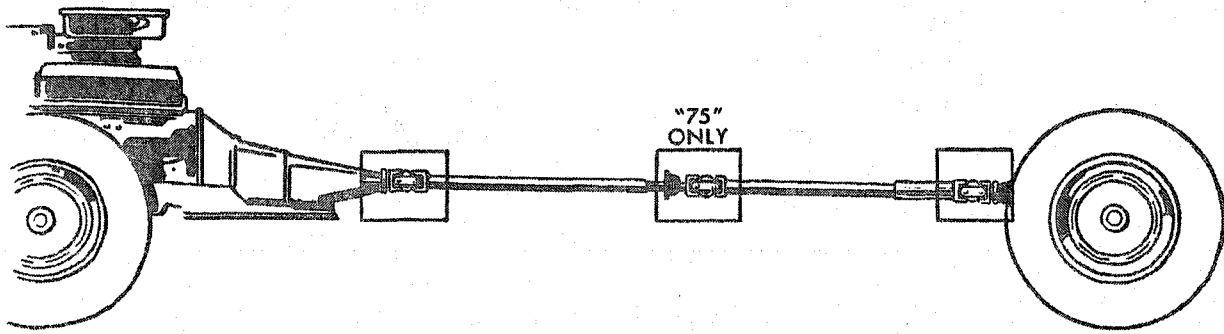


A. The independent front and rear braking system, pioneered by Cadillac, incorporates separate fluid reservoirs, pistons and hydraulic lines for each system. Should a malfunction occur in either system, a red telltale light on the instru-

ment cluster alerts the driver, but the other system remains operative.

B. The parking brake is foot-operated and may be used under emergency conditions as an auxiliary braking system. It may be applied and released


# Constant Velocity Universal Joints



The one-piece propeller shaft requires only two CV universal joints, mounted at each end of the shaft. On 75 models, three universal joints and a two-piece propeller shaft are used. These CV joints, permanently lubricated, help transfer power to the



rear axle smoothly and quietly, with little or no vibration. They are constructed and installed with the advantage that each offsets any vibration-setting tendencies of the other.

## Tires And Wheels



The Cadillac wheel has a second safety bead retainer for added assurance of the tire remaining on the rim in the event of sudden deflation. The tread design, extending onto the shoulders, means road-clutching action, even in turns. Long-wearing, tough rubber compounds assure excellent durability under normal driving conditions. A 9.00 x 15 tubeless blackwall is standard on all models with the exception that, on the Seventy-Five models, an 8.20 x 15 tubeless blackwall is provided.


## Energy-Absorbing Steering Column



The energy-absorbing steering column that is standard on all models has improved energy absorption capabilities for 1969. Under the instrument panel, the collapsible jacket is constructed of soft, durable plastic "pre-folded" into sections to enable it to telescope up to 8 $\frac{1}{4}$ " upon severe impact. Imbedded in the plastic are rows of ball bearings. Upon

impact, the jacket "rolls" into the collapsible or telescopic position. When a force is applied to the front or gear end of the column, the column collapses upward. When a force is applied to the rear or steering wheel end of the column, the column collapses downward. In addition, the steering wheel is padded for increased driver protection.

# Turbo Hydra-Matic Transmission





The Cadillac Turbo Hydra-Matic transmission engineered expressly to provide the Cadillac driver with the unbeatable combination of instant, smooth response, versatility and dependability, has been improved for 1969. A new torque converter adds to the already excellent performance the driver experiences at all speeds. First gear noise, virtually inaudible before, has been hushed even more for quieter operation. A major advantage of the three-speed Turbo Hydra-Matic transmission is the fact that it delivers correct torque multiplication under all driving conditions. This is especially helpful in slow-moving traffic where low-speed acceleration and deceleration are the rule. This versatility is provided with two Drive Ranges and one Low Range.

**LEFT DRIVE** position. This is the recommended position for normal driving as it gives the Cadillac driver the maximum in economy, quietness and slower engine speeds. At the same time, however, there is ample acceleration reserve. By depressing the accelerator pedal to the floor, a lower gear is engaged for quick highway passing.

**RIGHT DRIVE** position. This position corresponds to second gear as it locks out high gear. It is used to good advantage in mountainous terrain for uphill pulling and downhill holdback on medium grades.

**LOW DRIVE** position. By engaging first gear only, this position offers maximum engine acceleration and deceleration. It is especially useful on short, steep grades and in stop-and-go traffic.

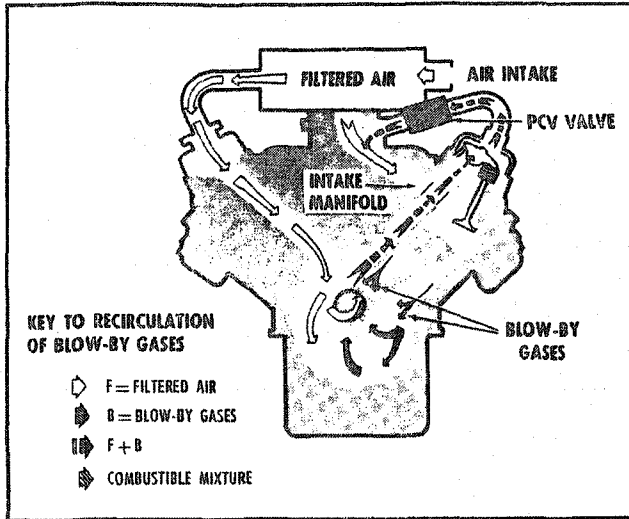


## Cadillac Drive Line

Cadillac's one-piece tubular steel propeller shaft or driveshaft (two-piece on 75 models) transmits the flow of power to the rear axle. The durable shaft is

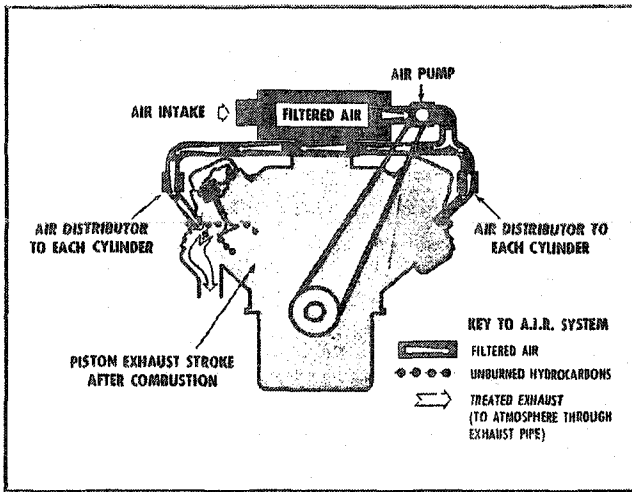
attached to the transmission by means of a heavy, high capacity slip yoke to help make the power transfer smooth and quiet.

# Positive Crankcase Ventilation System (P.C.V.)



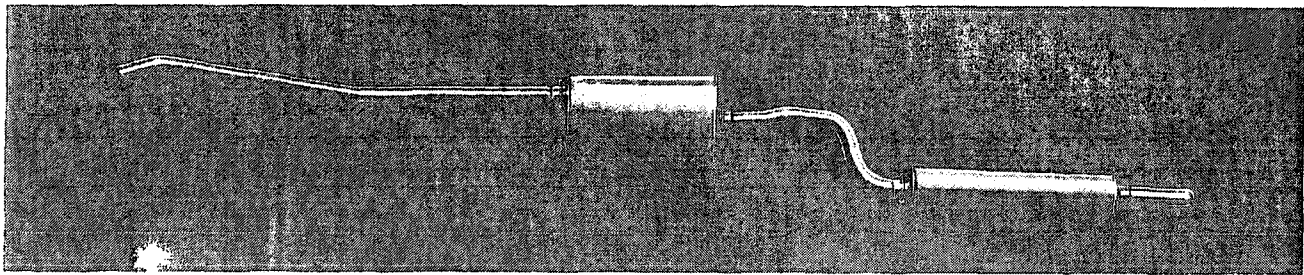
Certain hydrocarbons in the fuel fail to burn completely during engine combustion and are discharged into the engine crankcase. The Positive Crankcase Ventilation System is nearly 100% effective in burning these crankcase emissions to help control air pollution. The P.C.V. System draws air through the air filter into the left hand rocker arm cover. This filtered air is routed to the crankcase where it combines with the crankcase emissions. This combustible mixture then passes through the P.C.V. Valve and into the combustion chamber where the mixture is burned.

# Air Injection Reactor System (A.I.R.)



Also during the combustion process, certain other hydrocarbons in the fuel do not ignite completely and are discharged into the exhaust system. The A.I.R. System is highly effective in reducing these undesirable tailpipe emissions, thereby helping combat air pollution. Basically, a pump driven by the engine injects filtered air into the exhaust manifold. Here, the filtered air combines with the unburned hydrocarbons at high temperatures in a chemical reaction, completing the combustion process and eliminating large concentrations of tailpipe emissions.

# Exhaust System



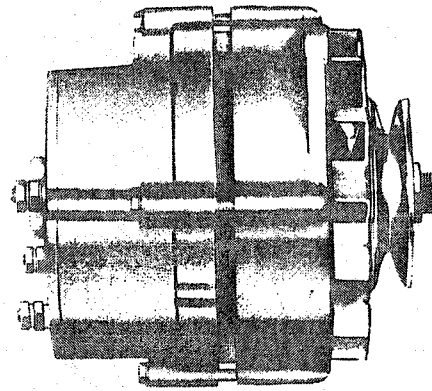
The exhaust system for 1969 allows the high performance engine to operate at peak efficiency. The burned fuel mixture from the engine flows through the cast iron exhaust manifold into the large diam-

eter steel exhaust pipe. The waste gas then passes through the muffler and resonator before it is discharged to the rear of the car. (See p. F-20 for Eldorado system.)

# Generator

---


Cadillac's high capacity generator has bearings that never have to be lubricated, resulting in greater reliability and longer life. There is a 42-amp. generator for all cars without air conditioning and a 55-amp. generator for all cars with air conditioning. The regulator has hard, gold contact points for better wear characteristics and longer life.



# Battery

---


The Cadillac battery has 15 lead plates for retaining electrical energy. New poly-vinyl chloride plate separators offer greater resistance to shorting. The Delco Eye inspection window permits an instant visual check of the electrolyte level without removing the caps. When the fluid is low, the eye shows amber, indicating all cells should be filled. A new battery hold-down device is designed into the sheet metal and comes with a screw tab theft deterrent.



# Engine Cooling


---

The cooling system features a full-length water jacket for optimum cooling. A new radiator cap reduces cooling system pressure under most operating conditions. Another new feature, exclusively Cadillac, permits a quick visual check of the coolant level without actually removing the radiator cap. A two-quart container of coolant is located to the left of the radiator and is connected by hose to the radiator overflow connection on the filler neck. Coolant in the container indicates there is sufficient coolant in the radiator. When the container becomes empty or low, coolant should be added to the container. All cars feature a seven-bladed fan while A/C cars have a recalibrated fan clutch for improved low- and high-speed cooling.



## Cylinder Heads

---



They are a lightweight cast iron design with individual inlet and exhaust ports for each cylinder in a configuration that allows for optimum induction and exhaust flow characteristics. A new stainless steel cylinder head gasket is used for better compression ratio control. Generous passages around the spark plugs, valves and valve guides help assure proper cooling.

## Valve Train And Camshaft


---

The valve train plays one of the key roles in the smoothness of the Cadillac engine. Overhead valves, push rods and rocker arms are all machined for smoothness, quietness and long life. The

hardened cast iron camshaft, driven from the crankshaft by a silent chain drive, has exceptionally quiet idle and high-speed characteristics.

## Starter Motor

---




The Cadillac starter motor is especially designed for quietness, long life and a high, sure-fire cranking speed for quick starts. The solenoid lever is completely enclosed for maximum wet weather protection and dirt-free operation. An overrunning clutch protects the starter motor from excessive speed when the engine starts.



## Quadrajets Carburetor

---


Cadillac's four-barrel carburetor is engineered to combine sensational performance with economy and smooth operation. The two small primary barrels precisely control the air-fuel mixture at low engine speeds to give smoothness, positive response and fuel economy. Depress the accelerator and the two larger secondary barrels provide increased air capacity for excellent performance.



## Fuel Pump

---


The new Cadillac fuel pump for 1969 is of a simplified design and considerably improved. The larger fuel reservoir and larger  $\frac{3}{8}$ " diameter fuel line connecting the pump to the carburetor means more uniform fuel flow to the carburetor for improved resistance to vapor lock. This more simplified design now permits attachment of the fuel filter at the carburetor inlet.



## Crankshaft And Pistons


---

The sturdy, dynamically balanced crankshaft for 1969 is a nodular iron casting supported by five main bearings that have an exceptionally fine surface finish for added durability. Lightweight aluminum pistons provide smooth engine operation under all driving conditions. The two compression rings are molybdenum-coated for longer wear characteristics. The oil ring is chrome plated for long life and better high-mileage oil economy.



---

*The Standard Of The World  
In Engineering Excellence*




Cadillac reached a new level of engineering progress a year ago with the introduction of its all-new 472 cu. in. V-8 engine, the largest passenger car engine in the industry. This was only the fourth time in Cadillac's fifty-three year history of V-8 production that a new engine had been introduced, which speaks admirably of their supreme emphasis on quality. This lusty performer will, as did its three predecessors, set the Standard of the World in engineering excellence for several years to come. It will be challenged by many, crowded by several and given a good run by a few. But always, it will remain

out front as the engineering leader because the Cadillac engineers search constantly for innovations in automotive engine design. Every year they bring miracles of refinement from the drawing board to the production line.

And for 1969, Cadillac advances its engineering position with refinements to the cooling, fuel and electrical systems that will bring the Cadillac owner additional benefits in the form of quieter operation, increased performance and greater reliability. Turn the page and get acquainted with the particulars.

## ENGINEERING FEATURES

Body . . . . .	F-11, 12, 13, 14
Chassis . . . . .	F-7, 8, 9, 10, 11
Eldorado Special Features . . . . .	F-15, 16, 17, 18, 19, 20
Engine . . . . .	F-1, 2, 3, 4, 5
Transmission . . . . .	F-6



ENGINEERING  
FEATURES


# Cadillac Safety Features

Safety for the Cadillac driver and passenger is of primary concern to the Cadillac Motor Car Division. This has been true in the past and will continue to be in the future. With a greater emphasis being placed on safety items, like seat and shoulder belts, people sometimes lose sight of the fact that these items would be useless if the structural quality of the car did not provide for built-in safety. That is why safety is engineered into the Cadillac at the basic design stage. In addition to the safety that's under the skin, every 1969 Cadillac provides, as standard equipment, the following impressive list of safety, anti-theft and convenience features:

- |   |  |
|---|--|
| Energy-absorbing steering column  | Energy-absorbing instrument panel, padded sun visors   |
| Seat belts with pushbutton buckles for all passenger positions (except Limousine auxiliary seats)   | Reduced glare instrument panel top, inside windshield moldings, steering wheel hub, and windshield wiper arms and blades |
| Shoulder belts with pushbutton buckles and special storage convenience provision for driver and right front passenger (except convertibles) | Wide inside day-night mirror with deflecting base  |
| Two front seat head restraints  | Lane change feature in direction signal control  |
| Passenger guard door locks—with forward mounted lock buttons  | Safety arm rests   |
| Four-way hazard warning flasher   | Thick laminate windshield  |
| Dual master cylinder brake system with warning light and corrosion resistant brake lines. The parking brake is an auxiliary braking system  | Soft, low-profile coat hooks   |
| Folding seat back latches   | Padded front and intermediate seat back tops   |
| Triple-speed windshield wipers and washers  | Smooth contoured door handles  |
| Dual action safety hood latches   | Anti-theft ignition key warning buzzer   |
| Remote-control outside rear view mirror   | Anti-theft ignition, steering and transmission lock  |
| Backup lights   | Starter safety switch on all transmissions   |
| Side marker lights and parking lamps that illuminate with headlamps   | Tire safety rim  |
|   | Safety door latches and hinges   |


## Eldorado Wheel Discs

---



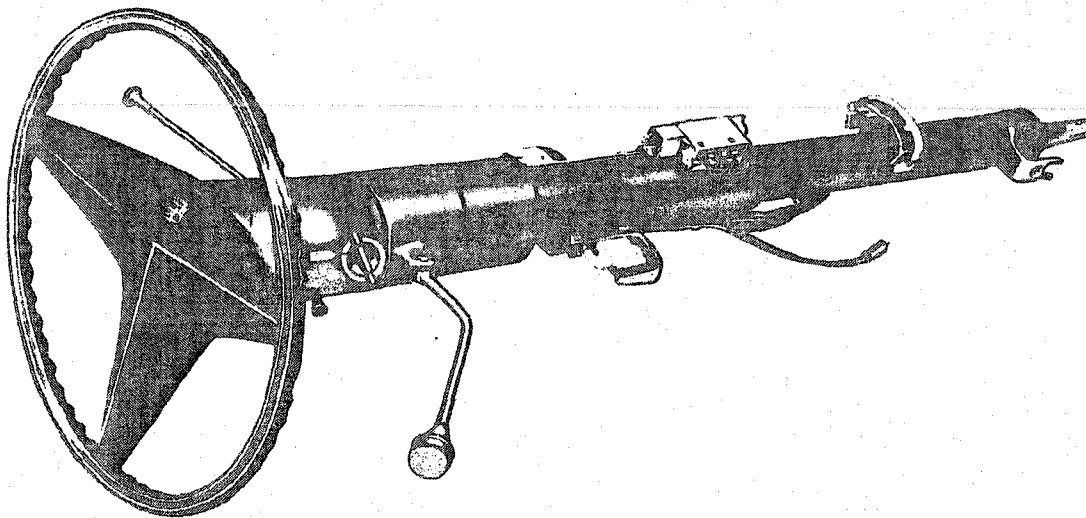
New wheel discs for the Eldorado contribute to its overall beauty and dignity. These stainless wheel discs, handsomely styled and structurally strong, have narrow-opening louvers completely circling the disc near its outer perimeter. In the center of

the disc is a slightly raised hub bearing the Cadillac crest, the most distinguished symbol in luxury car motoring. The tire shown is the optional J-78-15 Higher Mileage-H.D. tire. A description of this heavy duty tire is detailed on page C-5.



Cadillac's attention to detail has been extended to the two keys that unlock a new world of motoring pleasure. The combination ignition-front door key is rectangular in shape with the distinguished Cadillac crest on one side and the GM Mark of Excellence on the other—further visual evidence that Cadillac and quality are one and the same. The second key, which unlocks the glove compartment and trunk, is easily differentiated from the ignition-front door key by its oval shape. This key also carries the Cadillac crest and GM Mark of Excellence.

## Anti-Theft Triple Locking System



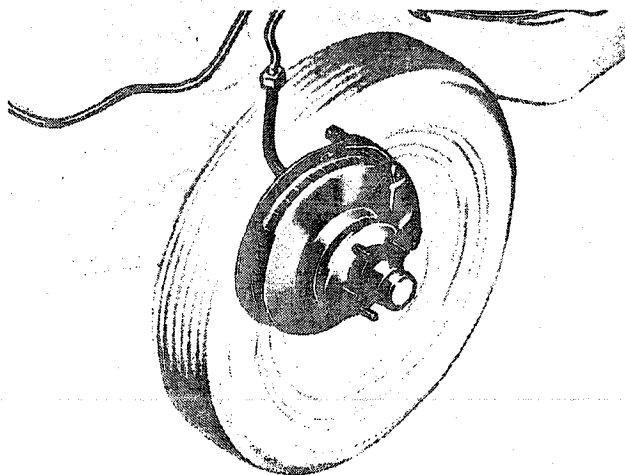

This new system will effectively lock the steering wheel, transmission and ignition switch in one operation to help thwart auto theft. Steering wheel, selector lever and ignition switch locks are integrated into a single, key-operated unit that is conveniently located on the steering column. The ignition key simultaneously operates all three locks and can be turned to any one of five positions—ACCESSORY, LOCK, OFF, RUN, START. Grasping the tabs on the ignition switch and turning to the full clockwise position, START, cranks the engine. Once the engine is running, the ignition switch returns to the RUN

position. The first clockwise position, OFF, is for turning off the ignition without removing the key. The full counterclockwise position is ACCESSORY and is for operating the accessories with ignition off. Locking the car is accomplished by placing the gearshift lever in PARK, turning the ignition key to LOCK and removing the key. When this is done, the car cannot be started, towed or steered. The ignition key warning system will continue for 1969, sounding a buzzer when the left front door is opened with the key in the ACCESSORY, LOCK or OFF position, reminding the driver to remove the key.

## Disc Brakes


Power assisted front disc brakes, featuring a single piston and floating caliper, are standard on all models and add a new dimension to positive braking action. This is especially important in today's high mileage motoring, whether it be on high-speed turnpikes or in brake-punishing mountainous terrain. Attributes of this system include consistent straight line braking, lack of brake fade, exceptionally durable brake lining and virtually full shielding from dust and road splash. Basically, the system works like this: A ventilated rotor attaches to the wheel hub and rotates with the wheel. A caliper assembly, which straddles the rotor, contains two directly

opposed shoe and lining assemblies and a single piston. The caliper assembly also contains two guide pins which permit the caliper to move or "float" laterally. On brake application, equal movement of the piston and floating caliper forces the two opposing shoe and lining assemblies to exert equal pressure to both faces of the revolving rotor in vise-like fashion. This design provides automatic adjustment of clearance between the rotor and brake lining following each application. A slightly larger diameter rotor is used on the Eldorado because of its front wheel drive design.




## Three-Speed Windshield Wiper

Windshield wipers on all models are recessed out of sight at the base of the windshield when not in use to enhance the Cadillac's overall smooth, sleek styling. The new tandem, left-hand articulated system gives a wipe pattern that provides better wet-weather visibility. With this system, the wiper blades travel in the same direction at the same time with the left-hand or driver's side blade moving into a position parallel to the windshield pillar. Glare-reducing windshield wiper arms give minimum reflection. Windshield wipers have a 3-speed control for low, medium and high operation. The control unit is now located on the door panel in an upward canted position for easier accessibility. When activated, the washer automatically delivers twin sprays of washer solution to each side of the windshield before the wiper blades begin their low-speed wiping action.






## Dual Comfort Seat




This versatile, new Dual Comfort Seat permits personalized seat adjustment for relaxed and pleasant motoring. Combining the stylish luxury of a full bench seat and the personalization of bucket seats, this unique, split seat permits both the driver and passenger portions to be adjusted individually. The driver portion is electrically operated two ways, forward and backward. The passenger portion is manually operated the same two ways. Optional at extra charge is the 6-way power adjustment for driver's seat only, or driver and passenger portions. The Dual Comfort Seat is standard on the Brougham and optional at extra charge on the Sixty Special and all De Ville models except Sedan de Ville.

## Head Restraints



These padded head restraints are standard on all cars and fit any type front seat to give the driver and right front seat passenger an extra margin of protection. Adjustable to accommodate the varying heights of passengers, the head restraints match any trim style selected. A slightly different head restraint is used on the Seventy-Five Limousine.

## Steering Wheel




A new horn-blowing feature enables the driver to activate the horn by gently squeezing the steering wheel along its inner rim, making horn-sounding easier than ever. Compressible, soft plastic covers the horn mechanism. The three slender spokes, generously padded for added driver protection, feature a thin chrome band through the center of each. The traditional crest or crest and wreath adorns the center of the wheel. Around the rim is a rich rosewood insert flanked on either side by a narrow chrome band. A black insert replaces the rosewood insert on Calais models.

## Ash Tray Unit

---


A larger capacity, single-chamber ash tray and lighter unit is located below the instrument cluster and away from the A/C outlet just to the right of the steering column, easily accessible to both driver and center passenger. The larger unit also provides ample space for resting a pipe, a convenience pipe smokers will certainly find to their liking. Ball bearing mountings make opening and closing the ash tray unit quick and easy. A single-chamber ash tray and lighter unit is located in the right front door armrest for the convenience of the right front seat passenger.



## Safety Belt Stowage Receptacle

---


This practical stowage provision that is built into the front seat cushion below the center armrest permits the front compartment safety belts and buckles to be neatly stowed when not in use. Constructed of sturdy plastic the stowage receptacle is attractively finished to harmonize with any trim selection and is applicable to all models except the Calais Coupe and Hardtop Sedan and Seventy-Five Limousine.




## Automatic Locking Seat Belt Retractor

---

This Cadillac exclusive for 1969 puts an end to manual seat belt adjustment for the driver and right front seat passenger. Simply pull out the retractor end of the belt and fasten it to the buckle end. The seat belt then retracts automatically into a snug position on the body, and the locking device keeps it securely in place. Merely turning the locking button on the retractor housing releases the automatic locking feature, and the driver or passenger may lean forward and easily open the glove compartment with the belt still fastened. After returning to a comfortable sitting position, the locking device automatically re-engages and the seat belt once again locks securely in place.

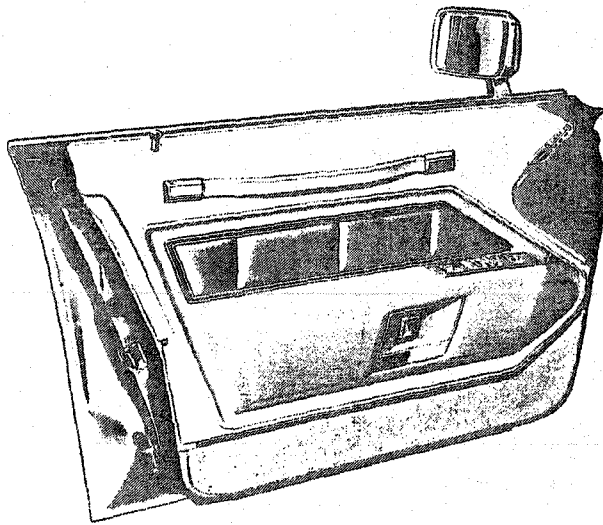


## Inside Rear View Mirror




The day-night inside rear view mirror on all models is 12" long, 2" longer than last year. This means better visibility of traffic approaching from the rear. The mirror glass is shatter-resistant and vinyl-framed for added protection. The mounting support that suspends the mirror is designed to break away on impact from any direction. A simple twist of the mirror's tab moves the day-night mirror from clear daylight visibility to non-glare nighttime visibility.

## Door Panels



The door panels on all models have a bold, new look for 1969. The pronounced wing is a sweeping, visual extension of the instrument panel, yet is actually a part of the door. The extension on the left front door houses the windshield wiper-washer controls. Power controls for the windows and doors are conveniently located on the armrest as is the remote-control knob for the outside rearview mirror. Front door lock knobs have been moved 3" forward on Sedans and 10.8" forward on Coupes for better anti-theft protection and to make the knobs more accessible when the doors are unlocked manually. Calais models have a camera grain, matte black vinyl insert. De Villes with cloth upholstery have a decorative cloth insert while De Ville leather upholstery models and all Fleetwood series cars feature a rich, rosewood insert. All inserts are framed by a thin chrome bezel. Inside door handles are recessed in the armrest for added safety.

## Glove Compartment

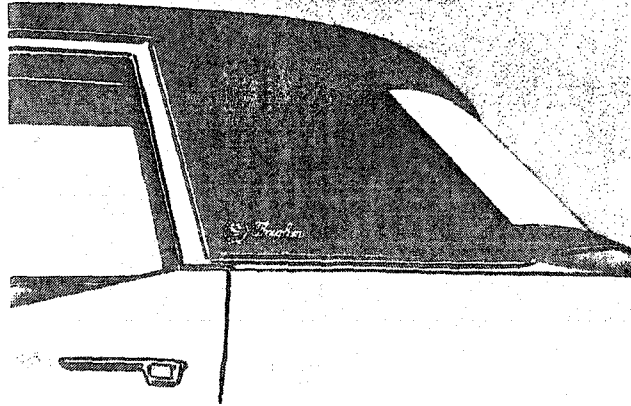


The glove compartment has been newly designed to provide a roomy 452 cu. in. of storage space, 100 cu. in. or 28% more than last year. A new storage pocket is conveniently located on the back of the door for placing the Owner's Manual, making the entire compartment available for storing other needed items. The glove compartment also features a new lock that provides more positive locking and a new recessed lock knob that rotates approximately 90 degrees clockwise for opening the door. Additional ribbing increases the compartment's torsional stiffness.

## Special Vinyl Roof Styling

---


The vinyl roof option that is available at extra charge on all De Ville and Fleetwood models (standard on Brougham) includes a special styling treatment of the vinyl roof for further visual distinction. A narrow paint separation that begins in the lower, forward portion of the sail panel at the belt line, follows the drip gutter moulding along the side of the car and then extends across the front of the car. The drip gutter moulding is chrome on all models. On the Brougham and Eldorado, the vinyl roof perimeter moulding contains a tasteful head of chrome to outline the pattern of the vinyl roof. All other models have a textured, top colored perimeter moulding.



## Classic "V" Rear Window

---


The Coupe de Ville, shown here, together with the Calais Coupe, Calais Hardtop Sedan and Hardtop Sedan de Ville are further distinguished for 1969 with a styling feature seen only on the Eldorado—the classic "V" or wedge design of the rear window and upper roofline. This new design gives the appearance of true custom coachwork and, combined with the vinyl roof option offers a rare distinction of formality.



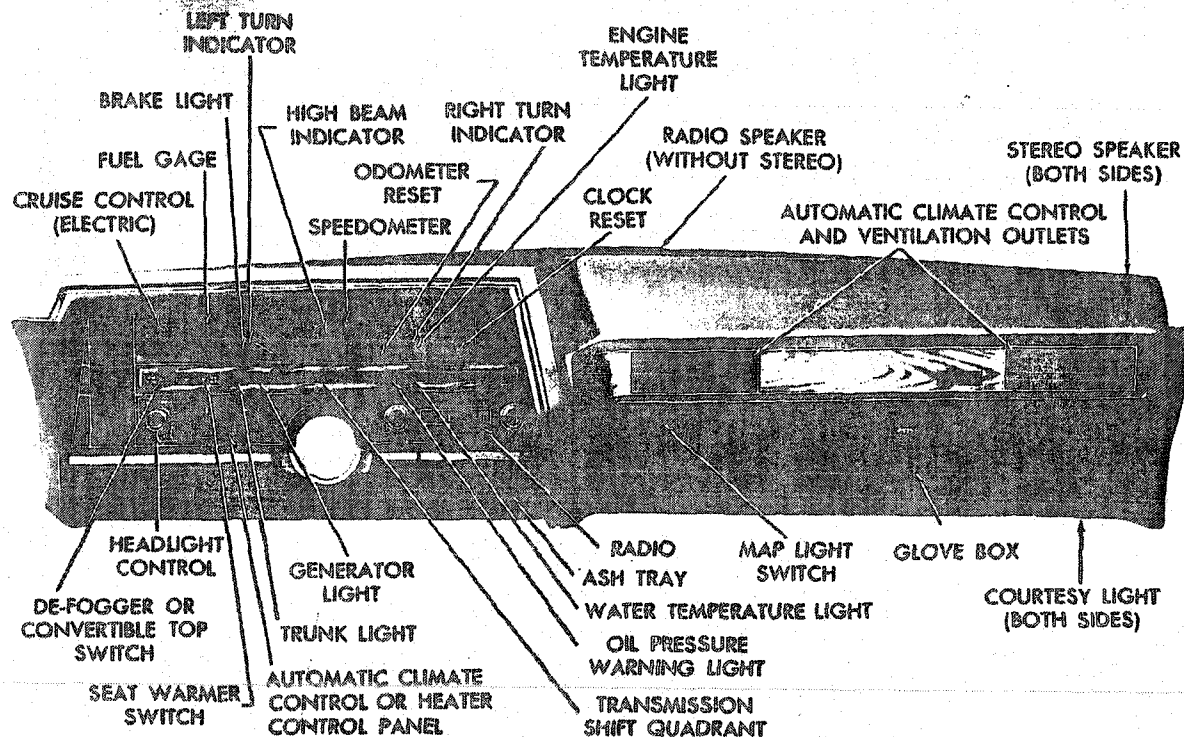
## Side Glass Window

---

All Cadillac models have a new full side glass window this year to further the Cadillac's full flowing, classic lines. In addition, the absence of ventipanes gives the driver and passengers a clear, unobstructed view. With no ventipanes, the large, rectangular outside rear view mirror is mounted further forward on the door to give the driver a better view of traffic approaching from the rear.



# Instrument Panel





The all new instrument panel for 1969 is based on principles that will provide the Cadillac owner with more protection and convenience. Controls and instrumentation are exceptionally well-placed behind the steering wheel for increased visibility and accessibility. The entire instrument and control area is in a matte black encasement for better glare reduction.

Instruments the driver looks at most—speedometer and reminder lights for GEN., OIL, ENGINE TEMP. and WATER TEMP.—are directly in front of the

driver. The vertically positioned fuel gage with moving level indicator is immediately to the left of the speedometer, also in excellent visual range. Red warning lights flank both ends of the transmission shift quadrant, with BRAKES on the left and TRUNK on the right. Directional signal indicators are placed beside the warning lights to indicate direction of turns. Windshield wiper-washer controls have been moved to a more convenient location. They are now situated on the left hand door panel extension or wing, not shown in the above photograph.

# Cadillac Styling Features





Clean-lined styling best characterizes the 1969 Cadillac. Up front is the traditional Cadillac look in the cross-hatch grille, but now a cleaner, more massive appearance is created by the three recessed grille fins housed within each rectangular opening. Newly styled horizontal headlamps inboard of the fenders broaden the front end appearance as does the wrap-around design of the combination parking lamps and directional signals. Further enhancing the clean, yet massive look of the front end is a new hood that is 3" longer overall, 2" wider at the front and has a deeper draw in the nose area. Additional credit to the clean, sculptured look comes from the neatly recessed windshield wipers.

From the side, length is accentuated by smooth, liquid highlights. Calais, De Ville and Seventy-Five

models have a thin chrome strip starting at the front wheel opening and extending the length of the body. Conspicuously absent are the front vent windows, contributing further to the clean-lined styling and long, smooth look. The cornering lamps and side marker lamps are an extension of the wrap-around parking lamps and directional signals.

Rear styling is highlighted by an all new deck lid that gives the rear end a more massive appearance as well as increased trunk space. Tail lamps, backup lamps, stop lights, directional signals and side marker lights are all meticulously integrated into one large unit that blends in well with the new rear styling. The rear styling terminates in a new deep-section bumper that contributes to the massive look.

## Eldorado Styling Features



The finest testimonial to true personal car motoring is the impressive Fleetwood Eldorado—unmistakably Cadillac in its overall look, yet distinctly fresh in concept and design. A straight ahead view shows the long, sculptured hood with deep draw nose and traditional Cadillac cross-hatch grille that houses twin headlamps in a horizontal motif to give the front end a massive, yet distinctive appearance. Parking lamps and directional signals incorporated into a single, wrap-around unit add further to the front end appearance as does the deep-section design of the bumper.

A profile view reveals long, smooth lines with distinctive roofline contour. A vinyl roof option includes a tasteful paint separation treatment that gives the


Eldorado a richer flavor. Front side marker lights and cornering lights are meticulously integrated into a single unit mounted low on the front fenders. A somewhat sporty flair is achieved by the sculptured wheel housings and new wheel discs with narrow-opening louvers.

Eldorado rear styling is keynoted by the sweeping rear deck design and "V" rear window. Tail lamps, stop lights and directional signals are all incorporated into a single unit that is deftly designed into the tapered, trailing edge of the rear fenders. A new back up light integral with the fuel filler door has increased amperage for better illumination when backing. Red warning reflectors in the bumper give increased identification at night.

## *NEW* FEATURES

Anti-Theft Triple Locking System . . . . .	E-9
Ash Tray Unit . . . . .	E-6
Automatic Locking Seat Belt Retractor . . . . .	E-6
Cadillac Styling Features . . . . .	E-2
Classic "V" Rear Window . . . . .	E-4
Disc Brakes . . . . .	E-8
Door Panels . . . . .	E-5
Dual Comfort Front Seat . . . . .	E-7
Eldorado Styling Features . . . . .	E-1
Eldorado Wheel Discs . . . . .	E-10
Glove Compartment . . . . .	E-5
Head Restraints . . . . .	E-7
Instrument Panel . . . . .	E-3
Keys . . . . .	E-9
Rear View Mirror, Inside . . . . .	E-5
Safety Belt Stowage Receptacle . . . . .	E-6
Safety Features . . . . .	E-11
Side Glass Window . . . . .	E-4
Special Vinyl Roof Styling . . . . .	E-4
Steering Wheel . . . . .	E-7
Three-Speed Windshield Wipers . . . . .	E-8



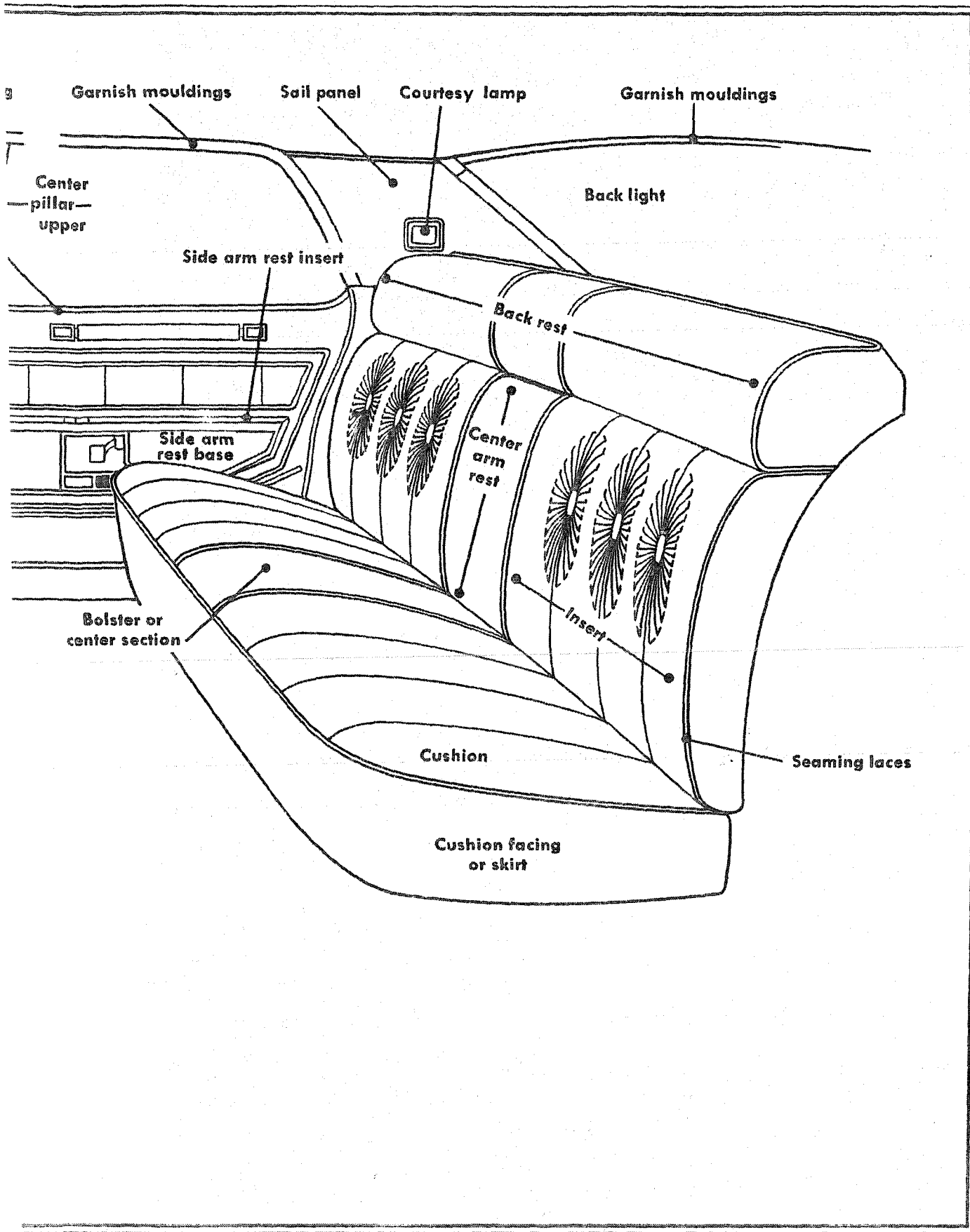


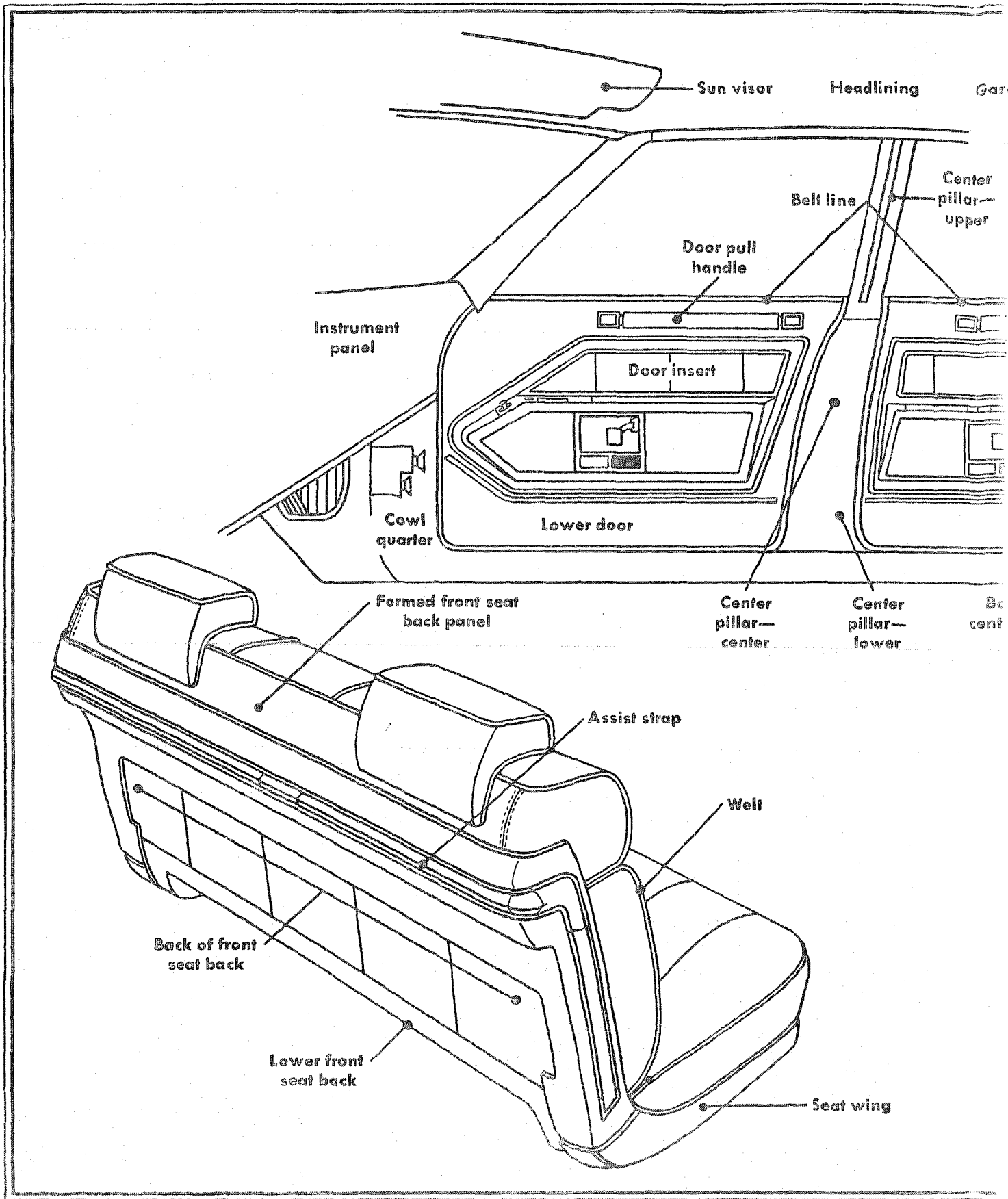
*NEW*  

---

*FEATURES*

Features





the cushion and below the bolster or in the center of the backrest.

**Leather Upholstery**—This term means that a combination of genuine leather and coated fabric is used throughout.

**Lower Instrument Panel**—The instrument panel, glove compartment door and ash receiver doors.

**Luxury Coil Springs**—A coil seat spring, wrapped in sheeting or muslin, wider in diameter than marshall type.

**Marshall Type Springs**—Narrow diameter, individually wrapped in burlap, coil seat springs.

**Molded Plastic**—A formed plastic, such as front seat back panel.

**Natural Grain**—Leather with a natural hair cell without any additional design.

**Notched Back**—A separation at top between individual backrests. Usually in a Coupe type seat.

**Nylon Cloths**—Nylon warp fibers with Viscose filler. Any reference to a Nylon cloth means that the material is a Nylon-Viscose blend.

**OO**—When used on new car order, it refers to a special exterior color.

**OOO**—Refers to special upholstery, on new car order.

**Pipes or Pleats**—Style of upholstering when material is folded or separated by seams, visible or invisible.

**Rear Quarters**—When applied to interior it may refer to rear upper area below headlining; on 2-door cars, the section back of doors. For exterior reference it may mean rear section above belt line; lower section back of door extending to rear end of car.

**Rear Shelf**—The area between rear seat back and rear window. Package shelf.

**Risers**—A section raised above its surrounding area.

**Sail Panel**—Refers to rear section above belt line.

**Seaming Laces**—Also called welts. A fabric covered cord or piping used to join by sewing two sections of material. This also has the benefit of locating and properly positioning the upholstery material to form and preserve the required shape.

**Sedan Type Seat**—A straight-across type seat without individual backrest separation.

**Seat**—Combination of backrest and seat cushion which comprises entire seat assembly.

**Seat Cover**—The top of cushion or face of backrest which has body contact.

**Seat Side Panels**—A section along side of front seat backrest.

**Seat Wings**—Lower front seat side panel.

**Set of Trim Stock**—The various components that comprise a complete interior upholstery.

**Skirt**—See Cushion face.

**Strato Backrest**—Thin, tapered backrest.

**Top Boot**—Convertible top cover when lowered.

**Top of Instrument Panel**—The padded vinyl top or instrument panel cover in back of windshield.

**Trim**—The interior upholstery combination.

**Trim Style**—The design into which the upholstery fabrics are shaped, such as pipe, biscuits, plain, etc.

**Vacuum Formed**—Vinyl or plastic molded by vacuum instead of pressure.

**Windface**—The fabric or leather covered wind-hose applied around doors as an air seal.

# Glossary of Interior Styling Terminology

**Back of Front Seat Back**—The back of front seat that is visible to the rear seat passengers. Also called division. Also called frame.

**Backrest**—The upright cushion against which passengers rest.

**Backlight**—Rear window.

**Belt Line**—The uppermost part of doors and rear quarters, extending from windshield base to rear shelf.

**Bench Type Seat**—A regular seat with straight-across bench type cushion and backrest as contrasted with bucket seats.

**Bezel**—A sloping rim around an object such as headlamp lens, brake pedal, etc.

**Biscuits**—Style of upholstery when material is formed into square or oblong sections by seams or pressed indentations.

**Body Cloth**—The basic trim material used on seat inserts—usually the heaviest weight.

**Bolsters**—The front, side or center part of a seat cushion, separated from the back or center by a welt, lace or seam. The top, side or center part of a backrest sometimes extending along the sides in a U or H shape.

**Buttons**—Used to produce a tufted or biscuit effect in the upholstery design; to retain trim covers and as an appearance item.

**Coated Fabric**—A synthetic material with a leather-like appearance, also called expanded vinyl and elascofab (Elastic-coated-fabric).

**Center Pillar**—A rear door hinge support structure between front and rear doors terminating at belt line on hardtop sedans.

**Combination**—When referred to interior upholstery, it is the complete interior that includes a combination of colors and materials such as cloth, leather, vinyl, etc.

**Coupe Type Seat**—Individual backrests, creating a notched appearance. On 4-door styles the backrests are anchored and do not fold as they do in 2-door models.

**Cowl Quarters**—The section forward of the front door on inside of front compartment.

**Cushion**—The lower seat cushion or section upon which passengers sit.

**Cushion Face**—Vertical surface forming front and sides of seat cushion.

**Cut and Sew**—Cutting material to pattern; sewing and molding to form a set of "trim stock".

**Dielectric**—A heat and pressure process to unite, form and make designs on fabrics.

**Division**—The back part of front seat. Separation between front and rear compartments.

**Door Pull**—A grip handle on upper door panel.

**Door Pad**—The upholstered part of a door or section below window.

**Dust Boot**—Convertible top cover when lowered. Also called top boot.

**Embossed**—A dielectrically formed design on coated fabric.

**Expanded Vinyl**—An extra thick vinyl coated fabric. The soft resilient feel is attained by sandwiching a sponge-like cellular structure between the backing fabric and plastic top-coating.

**Front Seat Back Panel**—A machine-formed vinyl panel that covers top and sides of front seat back.

**Garnish Moulding**—The frame next to the glass on the inside of windshield, door, rear window and along side of headlining.

**Inserts**—When used with reference to upholstery, it is the center section back of bolster on

# PAST MODEL CADILLAC EXTERIOR COLORS

(Available at extra charge)

1968	1967	1966	1965	1964
10 Sable Black	10 Sable Black	10 Sable Black	10 Sable Black	10 Ebony
12 Grecian White	12 Grecian White	12 Strathmore White	12 Aspen White	12 Aspen White
16 Regal Silver	16 Regal Silver	16 Starlight Silver	16 Starlight Silver	14 Nevada Silver
18 Summit Gray	18 Summit Gray	18 Summit Gray	18 Ascot Gray	16 Cardiff Gray
20 Arctic Blue	20 Venetian Blue	20 Mist Blue	20 Hampton Blue	22 Beacon Blue
24 Normandy Blue	24 Marina Blue	24 Marlin Blue	24 Tahoe Blue	24 Spruce Blue
26 Emperor Blue	26 Admiralty Blue	26 Nocturne Blue	26 Ensign Blue	26 Somerset Blue
28 Caribe Aqua	28 Capri Aqua	28 Caribbean Aqua	28 Alpine Turquoise	29 Turino Turquoise
30 Silverpine Green	30 Pinecrest Green	30 Cascade Green	30 Cascade Green	32 Seacrest Green
36 Ivanhoe Green	36 Sherwood Green	36 Inverness Green	36 Inverness Green	34 Lime
40 Kashmir Ivory	40 Persian Ivory	40 Cape Ivory	40 Cape Ivory	36 Nile Green
42 Sudan Beige	42 Sudan Beige	42 Sandalwood	42 Sandalwood	44 Bahama Sand
43 Baroque Gold	43 Baroque Gold	44 Antique Gold	44 Sierra Gold	46 Sierra Gold
44 Chestnut Brown	44 Doeskin	46 Autumn Rust	46 Samoan Bronze	47 Palomino
48 San Mateo Red	48 Flamenco Red	48 Flamenco Red	48 Matador Red	50 Matador Red
49 Regent Maroon	49 Regent Maroon	49 Claret Maroon	49 Claret Maroon	52 Royal Maroon
90 Spectre Blue	90 Atlantis Blue Firemist	90 Cobalt Firemist	90 Peacock Firemist	92 Firemist Blue
94 Topaz Gold	92 Crystal Firemist	92 Crystal Firemist	92 Sheffield Firemist	94 Firemist Aquamarine
96 Monterey Green	96 Tropic Green Firemist	96 Tropic Green Firemist	96 Jade Firemist	96 Firemist Green
97 Rosewood	97 Olympic Bronze Firemist	97 Florentine Gold Firemist	97 Saddle Firemist	97 Firemist Saddle
98 Madeira Plum	98 Ember Firemist	98 Ember Firemist	98 Crimson Firemist	98 Firemist Red

NOTE: For more specific details on the custom interior and/or exterior colors and ordering procedures in this section, see the 1969 Cadillac Optional Specifications Manual.

Eldorado, the center leather or vinyl section will be in cloth unless otherwise requested.

#### **Basic Trim Code**

With Gray Broadcloth, the basic trim should be 716 or 016; Beige 742 or 042. This means that except for the seat cushions and backrests which will be Broadcloth, the balance of the entire interior from carpets to headlining will be in the standard production combination of materials.

#### **Trim 719**

##### **Trim Style**

Dumont cord trim will be "three-pillow" backrest style when ordered in a Brougham or Sixty Special.

The center section of the seats will also be in the Dumont material, not leather. That is why the bolsters are marked 719 in the order illustration. It means the entire top cover of the seats and face of backrests will be in the cloth fabric.

##### **Color**

This Fleetwood "75" cord material is medium Gray. However, certain prefabricated sections will be light Gray.

Such components as the headlining, back of front seat back panel, doors, door pulls, seat belts will be light tone. Combination 016 is, therefore, specified for the basic trim which represents the light tone color on these parts.

#### **Landau Roof**

##### **Available on "75" Limousine or Sedan**

For a formal appearance of unmatched distinction a Landau Roof option is offered on the Fleetwood "75". In this treatment the upper rear quarters are blocked in, the roof padded and vinyl covered, a fully chromed Landau Bow applied to each side and the rear window size reduced.

Other options that may be specified are:

1. Omit Landau Bows
2. Retain regular rear window size

Exterior ornamentation includes a FLEETWOOD plaque on the vinyl upper rear quarters and a wreath and crest on the lower quarters. The wreath and crest also appears on the lower rear quarters of standard "75" cars.

A Padded Roof only may be ordered by marking a top color number under TOP on the order form.

#### **Firemist Colors**

##### **Extra Charge All Body Styles**

Five Firemist colors are offered on all body styles at extra charge.

Each of the Firemist options is distinctive and reflects a strong primary color value in its category.

Firemist color code numbers start with 9 and may be ordered by marking the number in the regular color space on the order form.

Usually, there is no procurement delay in ordering any of these regular production Firemist colors. Two-tone exterior color combinations are not available as the body styling does not provide a separation of roof and upper rear quarters from the lower panels.

Except on the Calais series, a two-tone appearance may be obtained by ordering a Vinyl Roof in a contrasting color from one of the six options.

#### **Special Colors**

Past model or non-standard colors can be supplied on special order at extra charge.

To order type 00 in COLOR space on order form which denotes that color is not a standard option.

In space captioned SPECIAL EXTERIOR COLOR describe color by name and model year, e.g. 1964 Lime, 1959 Seminole Red, etc.

Allow four to five weeks for shipment of any special color.

Orders for past model colors are matched in current high gloss acrylic materials. The previous color, especially if it is a few years old may have been formulated with now obsolete pigments. The newer chemicals have improved color retention and durability. However, they could produce a variance in appearance between the newer and older color.

This is a matter of information that may be of special interest to fleet owners who add new cars in the original fleet colors and have noticed a difference in their older and newer vehicles.

across the entire top of the backrest in the Sedan N and rear seat of style G.

This means that a single piece of material is required to upholster these areas and cowhides are not large enough to cover them.

## Special Carpets

### White Leather

Carpets and Instrument Panels in color other than Black may be ordered with White leather (or any other color).

### Exterior Colors

Changes in carpet colors are made to create a more harmonious combination with the exterior color. This and the instrument panel color should be considered when selecting the carpet.

### Avoid Three-Tones

The instrument panel color is an important consideration because it appears as an extension of the hood.

It should match or complement the exterior and carpet color. If not, a three-tone interior may result.

## All Cloth

### Omit Leather and Vinyl

To eliminate leather or vinyl from the body contact surfaces of the cushion and backrest, specify "All Cloth".

Cloth will then be substituted on the areas that would ordinarily be trimmed in leather or vinyl. These are primarily the center arm rest section and cushion skirt.

A discrepancy of patterns may occur in the center where the cloth material is joined. These are separately cut pieces and therefore, may not match exactly.

### Trim Styles

In Calais, De Ville or Eldorado, the standard trim style of the series will be used. The center piece will, be plain, similar to the leather or vinyl that it replaces.

In the Brougham and Sixty Special, the "two-pillow" trim style will be supplied but without the pique stitching. However, a "three-pillow" method may be requested.

On the standard Dubonnet all cloth trim in styles P and M, the lower cushion skirt and side facings are vinyl. This is mentioned because heretofore they were cloth.

## Cloth Front

### Cloth Front and Rear

In a "75" Limousine S, the same cloth fabric used to upholster the rear compartment may be substituted for the Black leather on the front seat.

### Trim Style

The cloth front seat trim will be 2" pleats similar to the leather style.

### Front Doors

The front doors will be Sedan R type which includes Rosewood panels and lower carpet in door color.

### Carpets and Instrument Panels

These will be Black regardless of the seat and door color. The steering wheel is, of course, black in all cars.

The instrument panel could be specified in a color other than Black. However, because there is no carpet option, a Black instrument panel will harmonize with the carpet and steering wheel.

The carpet on the lower part of front doors will be in the door color, which may contrast with the Black floor covering.

## Wool Broadcloth

### Standard Fibres

All standard option upholstery cloths are a blend of Nylon and Viscose rayon. On special request a Gray or Beige Wool Broadcloth can be supplied.

### Trim Style

"Two-Pillow" backrest styling will be the mode in a Brougham, Sixty Special or "75" except that the pique stitching is omitted.

The entire top of seat cushion and face of backrest will be cloth covered. There will not be any leather used on the center arm rest section. In Calais, De Ville or Eldorado, the standard trim style of the series is used. In a De Ville or



the exterior, i.e. No. 47 Wisteria color with Dk. Mauve doors and White seats.

**Laces**

Another option for consideration are the Laces. These may be ordered in a dark tone for contrast on the seats.

**Other Two-Tone Suggestions**

Combinations of Lt. Flax and Cordovan; Med. Gold and Dk. Green with matching tops and exterior colors.

**Extra Charge**

As a matter of information, the extra charge for a SEATS ONLY upholstery combination will be the same as a complete special leather upholstery interior.

**Two-Tone Combinations**

**Black and White**

A two-tone interior may be created by specifying a contrasting bolster color. This provides an accent and relief from an over-all monotone effect of a standard interior.

On such combinations, the leather or vinyl center section of the seats, cushion skirt and end facings of backrests will be in the bolster color.

**More Contrast**

However, if more contrast should be wanted, the back of the front seat back panel and seat wings may also be ordered in the bolster color. Order should be marked "Front Seat Back Panel Same as Bolster."

The doors, headlining, inserts and instrument panels will be in the basic trim color.

**Other Combinations**

In addition to an interior with the sharp contrast of White and a dark color, other attractive arrangements of compatible colors may be created by combining such shades as Flax and Gold, or Cordovan, Green and Flax.

**Brougham and Sixty Special Trim Styles**

Two trim styles are available in body types P and M. 1) A "three-pillow" and 2) a "two-pillow" backrest type.

When a two-tone is ordered in either of these body types, the "three-pillow" style will be furnished unless otherwise requested.

**Eldorado Bucket Seats**

The upholstery material on a Bucket Seat extends over the entire top surface of the cushion and face of the backrest, therefore the entire cover will be in a single color.

However, the rear seat in a two-tone combination will have the center section in the bolster color similar to the treatment of a bench seat.

**Vinyl Upholstery**

**For Calais Series**

Colors	Codes
White	252
Dk. Blue	266
Med. Aqua	269
Dk. Green	271
Med. Gold	284
Dk. Cordovan	286
Dk. Mauve	287
Med. Red	288
Dk. Maroon	289

The above special request colors are in addition to Black, 251 and Lt. Flax, 282, which are standard vinyl options at nominal extra charge.

**White Vinyl**

With White vinyl, 252, the following will be Black:

1. Instrument panels and rear shelf
2. Carpets
3. Seat Belts
4. Door Pulls
5. Back of front seat back panel in Sedan N (In Coupe G it will be White).

Other colors in place of Black may be ordered for these components. To order, specify the following in any standard Calais color:

1. Instrument Panels
2. Carpets
3. Seat Belts

**Leather Not In Calais**

A single piece of fabric covers the seat cushion in the Calais trim styling. Also a bolster extends

### Front Seat Type

The Brougham front seat will be Dual Comfort type with a notch back. The Sixty Special will have a regular bench type with a straight across backrest unless the extra charge Dual Comfort Seat is ordered.

### Leather Colors

There are three leather colors that are not standard production options which may be special ordered.

Maroon	089
Med. Aqua	069
Lt. Gray	056

In addition, various carpet and two-tone combinations may be ordered.

### Leather Grain

Standard finish on both leather inserts and bolsters in the Eldorado, Brougham and Sixty Special is Sierra grain.

Ostrich grain inserts may be substituted on special order.

### Maximum Leather

#### Leather Trim

Leather implies the use of vinyl for certain interior components. However, if a substitution of leather on all possible areas is desired, "Maximum Leather" must be specified.

#### Maximum Leather

Leather will be applied in place of vinyl on the seat cushion skirt, sides of backrests, side of center arm rests, front seat back insert and on De Ville Sedans, the section above rear center arm rest and top face of rear seat backrest.

#### Extra Charge

The extra charge for Maximum Leather is higher than the schedule of M.S.R. prices for regular special leather. It may be ordered on all cars except Calais.

### Leather Front

#### Leather Front Compartment

A Brougham or Sixty Special may be ordered with cloth in the rear and leather in front.

### Trim Style

Both front and rear compartments will be in the "three-pillow" backrest mode. However, if a contrast between the front and rear should be wanted, the rear may be in an optional "two-pillow" backrest style. With this method, if a plain material such as Dubonnet cloth is ordered, it will have the pique stitch design. Deleting the pique stitch is optional.

In addition to the regular Brougham trim, code 719 Dumont material or Wool Broadcloth are favored rear compartment options for this "chauffeur" type combination.

### Color Distribution

When the front and rear compartments are ordered in different colors, it is divided as follows:

Front Color	Rear Color
Seat	Seat
Carpet	Front Seat Back Panel
Doors	Assist Straps
Seat Wings	Front Seat Back Inserts
Instrument Panels	Lower Front Seat Back
Windshield, Garnish & Header	Carpet Area
Mouldings	Carpet
	Center Pillar
	Doors
	Windhose
	Headlining
	Shelf

### Seats Only in White Leather

#### Seats Only

The seats in White leather with Black or other color doors may be ordered.

This offers greater contrast by increasing the dark tone areas to include the entire interior except for the seats.

#### Headlining

In closed cars, special consideration should be given to the headlining color, as White may be preferred. If so, specify 352 under Headlining.

#### Two-Tone Convertible

An interesting Convertible combination is one in which the doors, etc. are harmonized with

## Dual Comfort Front Seat

### Not Standard

The Dual Comfort Seat is not a standard option in the Sedan de Ville, style L.

It may be special ordered in either cloth or leather upholstery, code S.

### Front Seat Adjusters

The Dual Comfort Seat, standard and optional adjusters are:

#### Driver

Standard—2-way power

Optional—6-way power—code Y

#### Passenger

Standard—2-way manual

Optional—6-way power—code V

However, the 6-way passenger option must always include a 6-way driver seat option, codes VY.

### V Without Y Not Available

A combination of 6-way passenger (V only) with a standard 2-way driver adjuster is not available.

## Eldorado Bucket Seats

### Leather or Cloth

Black, 451 B and Lt. Flax, 482 B leather Bucket Seats are production options.

Bucket Seats in other Eldorado leather or cloth colors may be special ordered.

### Trim Style

Bucket Seats in cloth or leather will be upholstered in 2" pleat styling.

The rear seat will also be in matching 2" style. Bench seat Eldorado trim style is narrow 1¼" pleats when Dubonnet cloth is used and wider 2" pleats with 410 Dominion cloth or leather. Cloth Bucket Seats will have the rear seat center section and all cushion skirts in vinyl.

### Console

A center console in matching color is included with Bucket Seats.

### Seat Adjusters

The optional driver's Bucket Seat adjuster is a

4-way type that adjusts back and forth and pivots from a center point.

This means that the front and rear ends of the seat will move up or down but the entire seat does not raise and lower.

The passenger Bucket Seat has a power 2-way adjuster without option.

## Leather in De Ville

### Special Leather Colors

Non-standard leather colors may be ordered on special request. Some colors or combinations are optional on certain body styles but not on others. For example, Dk. Green is optional on the Convertible and Coupe de Ville, but must be special ordered on the Sedan or Hardtop.

### Notch Back Front Seat

When upholstered in leather, De Ville four door cars will have a notch back Coupe type front seat. Cloth upholstered Sedans have a straight across backrest.

The Coupe seat has a free-standing center arm rest and individual backrests which in Sedans, are anchored to prevent folding forward.

### Dual Comfort Seat

Regardless of body style or upholstery (cloth or leather) the Dual Comfort Seat will have a notch back.

### Sedan Seat

A bench type seat with a straight across backrest can be supplied at extra charge in a leather upholstered Sedan if so specified.

### Ostrich Grain

Unless otherwise requested, Ostrich grain leather inserts and Sierra grain bolsters will be supplied in De Ville cars.

## Leather in Brougham or Sixty Special

### Trim Style

Leather upholstered Brougham and Sixty Special cars will be in three-pillow backrest style.

# LEATHER

Colors		OSTRICH GRAIN				SIERRA GRAIN	
		DE VILLE				FLEETWOOD	
		Convertible F	Coupe J	Hardtop Sedan B	Sedan L	Eldorado H	60 Special M Brougham P
Codes							
Black	351	N/C	STD	STD	STD	STD	STD
White—Black Carpet	352	N/C	STD	STD	STD	STD	STD
White—Blue Carpet	353	N/C					
White—Red Carpet	354	N/C					
White—Aqua Carpet	355						
Gray	356					N/A	
Dk. Blue	366	N/C	STD	STD	STD	STD	STD
Med. Aqua	369						
Dk. Green	371	N/C	STD			STD	STD
Lt. Flax Antique	382	N/C	STD	STD	STD	STD	STD
Med. Gold Antique	384	N/C	STD	STD	STD	STD	STD
Dk. Cordovan Antique	386	N/C	STD	STD		STD	STD
Dk. Mauve	387	N/C	STD	STD		STD	STD
Med. Red	388	N/C	STD	STD	STD	STD	STD
Dk. Maroon	389					N/A	

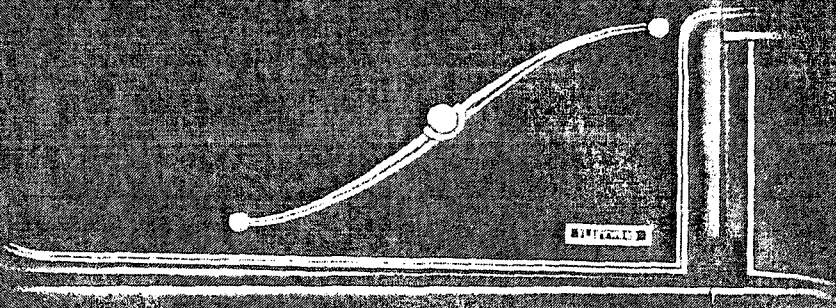
## LEGEND

N/C	No Charge
N/A	Not Available

STD	Standard Option—Extra Charge
	Special Request—Extra Charge

## SPECIAL ORDERS


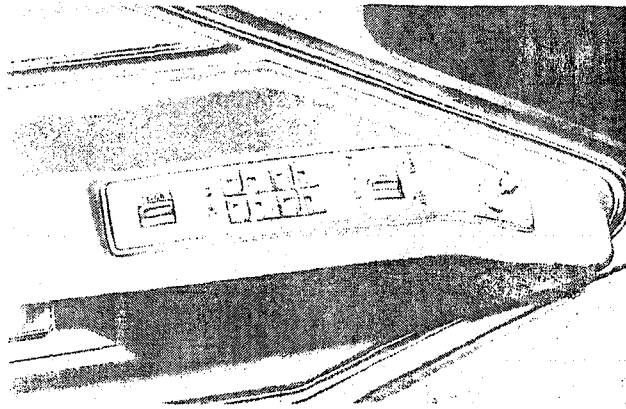
Bucket Seats . . . . .	D-2
Dual Comfort Front Seat . . . . .	D-2
Interior Nomenclature and Terminology . . . . .	D-8, 9
Landau Roof . . . . .	D-6
Special Carpets . . . . .	D-5
Special Cloths	
All Cloth Upholstery . . . . .	D-5
Cloth Front Compartment in Limousine . . . . .	D-5
Trim 719 . . . . .	D-6
Wool Broadcloth . . . . .	D-5
Special Colors (Exterior)	
"Firemist" Colors . . . . .	D-6
Past Model Exterior Colors . . . . .	D-7
Special Leather	
Available Colors . . . . .	D-3
Front Compartment in Brougham or Sixty Special . . . . .	D-3
In the Brougham or Sixty Special . . . . .	D-2
In the De Ville . . . . .	D-2
Maximum Leather . . . . .	D-3
Seats Only in White Leather . . . . .	D-3
Two-Tone Combinations . . . . .	D-4
Special Vinyl Upholstery (Calais Series) . . . . .	D-4



SPECIAL  
ORDERS


## Electric Door Locks

—provide added convenience and security, especially when young children are passengers. Women, too, appreciate the security and convenience of electric door locks. Driver and passengers remain comfortably seated while all doors automatically lock or unlock from a switch on either front door armrest. The doors can also be unlocked by pulling up individual door lock knobs. Once the doors lock, inside door handles are inoperative to prevent accidental opening. This option also provides, on all coupes, an automatic release for both seat backs which is activated when the corresponding door is opened. On the Limousine, a single switch on the driver's door armrest locks all doors. A right rear door armrest master switch locks and unlocks all doors.




## Child Safety Seat

—provides additional protection for small child passengers. The Child Safety Seat can be used conveniently in either the front or rear seat of any Cadillac. Simply push the legs of the seat between the seat cushion and backrest. Place the child in the seat and buckle the standard Cadillac seat belt. Then buckle the belt that is attached to the seat itself to hold the child snugly in place. Heavily padded and sturdily constructed, the Child Safety Seat is just one of the many ways in which Cadillac considers passenger comfort and safety.




## Guide-Matic



—for more enjoyable nighttime driving. Guide-Matic headlamp control takes over the responsibility of dimming headlamps when another car approaches from the opposite direction or when driving behind another car at night. This ingenious accessory also returns them to bright after the car has passed. This allows the driver to concentrate fully on driving. Guide-Matic is also adjustable for sensitivity. Rotating the control clockwise toward FAR causes the lights to dim sooner; rotating it counterclockwise delays the dimming action. The foot switch allows drivers to override the automatic feature if desired.

## Twilight Sentinel





—for maximum peace of mind and convenience at night. The twin benefits of Twilight Sentinel are becoming increasingly popular among Cadillac owners. This invaluable nighttime aid can be set to turn headlamps on automatically as darkness approaches and turn them off when sufficient daylight returns. Equally beneficial is the delayed timer switch which, when activated, permits keeping headlamps and either cornering lamp on up to ninety seconds after turning off the ignition, thus providing a path of light at night for driver or passengers as they exit the car. Ladies especially appreciate the security of Twilight Sentinel.

## Electric Remote-Control Trunk Lock

—permits unlocking the trunk without getting out of the car. The extra personal convenience of this accessory is enjoyed by many Cadillac owners. Lightly touching the trunk-lock button inside the glove compartment unlatches the trunk lid to permit

access to the luggage compartment. When the lid is lowered and nearly closed, a power lock takes over the responsibility of latching the trunk lid securely in place. A red light on the instrument cluster indicates when the trunk lid is unlatched.

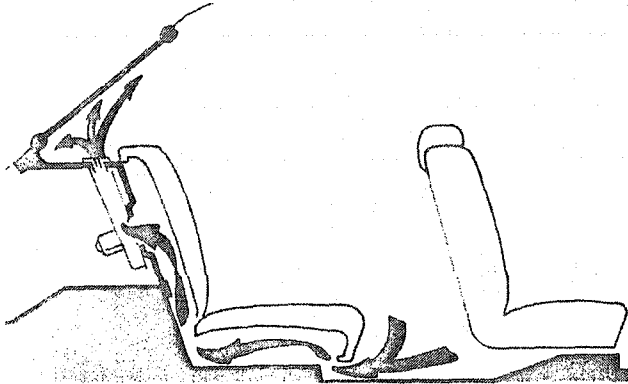




## Rear Window De-Fogger

—aids rear visibility during inclement weather. Fan-blown air is directed across the rear window from the grille on the package shelf to help keep interior fog and mist from obscuring rearward vision. During winter, the fan-blown air helps prevent the accumu-

lation of ice and snow. Two speeds permit setting the blower according to the weather. Not available on the Convertible. A Rear Window De-Fogger emitting warm air is standard on Seventy-Five models.



## Trumpet Horn


—adds an extra note of distinction to fine car motoring. The high "C" note extracted from the trumpet styled horn is a truly distinctive sound. When combined with the other notes of the standard

Cadillac horns, the resulting sound carries authority in a pleasing manner. The available Trumpet Horn is another of the many ways in which Cadillac helps make motoring more personal and more enjoyable.

## Soft Ray Glass

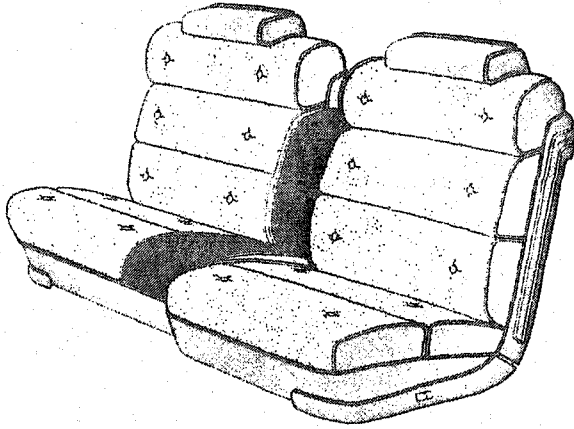
—increases motoring comfort. Cadillac Soft Ray Glass shields the car interior from undesirable heat and sun glare, thus aiding passenger comfort and reducing eye strain. It is also a natural complement

to cars equipped with Automatic Climate Control, allowing the system to operate without strain. Soft Ray Glass includes tinted windows all around with heavier shading on the upper portion of the windshield.



## Dual Comfort Front Seat


---



—permits personalized seating for more relaxed motoring. This unique seat provides both driver and front seat passengers the stylish luxury associated with a full bench seat in combination with the personalization of bucket seats. Each of the two portions of this versatile seat adjusts individually to give driver and passengers the comfortable seating position of their choice. Controls are located on the lower seat side panel, 2-way power on the driver portion for forward and backward adjustment, 2-way manual on the passenger portion also for forward and backward adjustment. A 6-way power seat adjustment is available on the driver side. It is also available on the passenger side when the driver's side 6-way power adjustment is ordered. Seat backs are contoured and high-backed for added support and comfort. The Dual Comfort Seat is standard on the Brougham and optional at extra charge on the Sixty Special and all De Ville models except Sedan de Ville.

## Strato-Bucket Seats (Eldorado Only)


---



—for individual seating comfort. Strato-bucket seats with attractive center console is an extra charge option that many Eldorado owners find to their individual liking. The contour-formed, high-backed design is relaxing and comfortable as well as being an important aid to upper torso support. Driver and passenger side controls permit forward and backward adjustment electrically. Four-way power for the driver is optional at extra charge.

## Shoulder Belts


---



—for added protection. Shoulder belts for the driver and right front seat passenger are standard on all models with the exception that, on the Convertible, they are optional at extra charge. They fit diagonally across the passenger's upper body and help prevent the passenger from tilting forward in the event of a sudden stop. Shoulder belts come in colors to match the standard seat belts and feature the same easy-to-use pushbutton buckle as seat belts.

## Seat Warmer

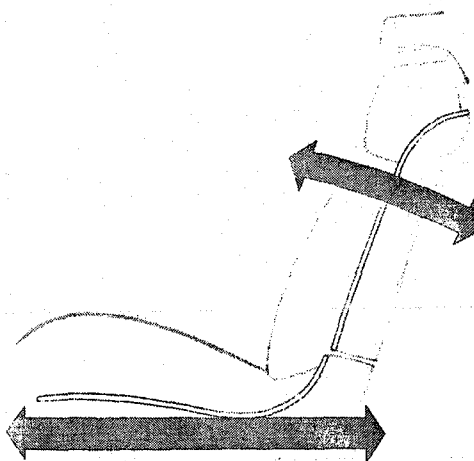
—puts pleasure into cold weather motoring. Heating elements built into the front seat cushion and seat back (rear seat cushion and seat back on Seventy-Five models) provide heat quickly when the switch is turned on, thus taking the chill out of motoring until the heater has a chance to warm sufficiently. The switch is conveniently located on the instrument panel and turns off automatically once the heater provides enough warmth for passenger comfort.



## Power Seats (Four-Way)

(Eldorado Bucket Seats, Driver's Side Only)

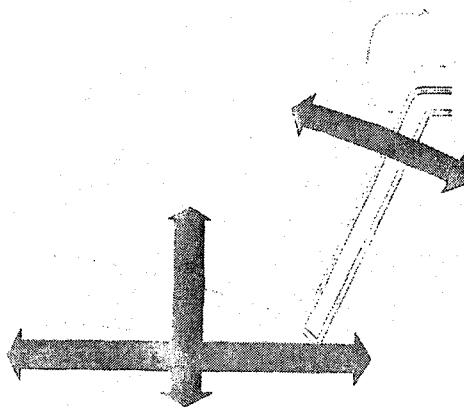
—for increased driver comfort. The driver's seat in bucket-seat-equipped Eldorados may be electrically operated four ways for virtually unlimited driving convenience. Controls permit backward or forward and angle adjustment. Two-way power, permitting backward and forward adjustment for the driver and passenger is standard with bucket seats.



## Power Seats (Six-Way)

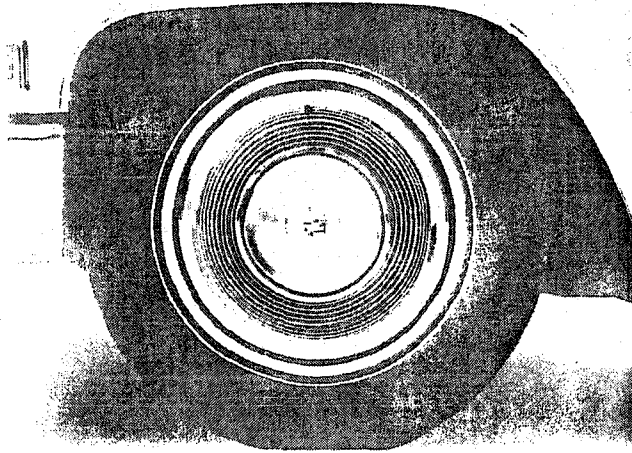
—for personalized seat positioning. The full front bench seat and the new Dual Comfort Front Seat may be adjusted electrically in six different directions to assure a more comfortable driving position. Controls are mounted on the driver's side of the front seat on the full bench seat and a simple pressure of the fingers moves the seat backward or forward, up or down and adjusts the seat's angle.

On the Dual Comfort Front Seat, controls are mounted on both the driver and passenger portions of the seat to enable driver and passengers to regulate the seat for their own personal comfort. The 6-way power seat is available on the passenger side only when the driver's side 6-way power adjustment is ordered.



## Whitewall Tires

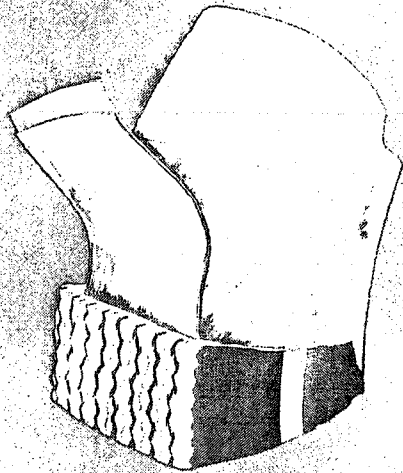
---



—to enhance Cadillac's distinctive appearance. The dual stripe whitewall tire shown at left is available on all models in a 9.00 x 15 size tubeless with the exception that, on the Seventy-Five models, an 8.20 x 15 size tubeless is provided. Body construction of this tire provides a soft, quiet ride. Blackwall tires in the same sizes as listed above are standard equipment.

## Higher Mileage—H.D. Tires (Eldorado Only)

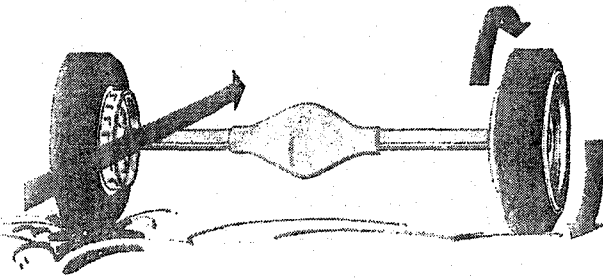
---



—ideal for high speed, high mileage motoring. Body construction of this deluxe option consists of two polyester cord plies crisscrossing at an angle. Topping this are two fiberglass cord belts running around the tire's circumference. This helps stabilize the tread, resulting in longer tread life, responsive handling during braking and acceleration and excellent traction on wet surfaces. The tread is slightly wider for increased footprint contact with the road surface. This results in excellent stability and firm steering control. Blackwalls not available.



## Controlled Differential

---



—for surer traction and handling. Cadillac Controlled Differential adds another reassuring touch to the pleasure of driving a fine automobile. In any forward gear as well as reverse, power is directed to the driving wheel having the best grip on the road surface. Thus, the driver can be more confident whenever he encounters ice, snow, sand, mud, gravel and wet or oily pavement. Controlled Differential also adds stability on rutted roads and contributes to longer tire life. Not available on the Eldorado.

## Tilt and Telescope Steering





—adds to the pleasure and comfort of driving a Cadillac. Cadillac's Tilt and Telescope steering wheel fits the driving requirements of most drivers by moving four ways—up and down, in and out. Especially is it a comfort to drivers when combined with Cadillac's 6-way power seat. The wheel tilts quickly and easily to a new position by simply lifting the lower lever at the left of the steering column. It is also desirable to move the wheel up

and out of the way to permit easier entry and exit.


The steering wheel may be telescoped within a three-inch range that's comfortably right to the driver by moving the small tab atop the steering column to the left. Moving the tab to the right locks the wheel in position. Although adjustments may be made while the car is in motion, care should be exercised when doing so.

## Automatic Level Control

—maintains Cadillac's excellent posture under varying load conditions. Automatic Level Control keeps the car level with the road even when carrying several rear seat passengers or extra vacation luggage. It is also ideal when pulling a trailer. Pressurized air is directed into or out of the rear shock absorbers when loading or unloading. Thus, in addition to helping correct headlight aim, Cadillac's famed riding and handling qualities are maintained. Automatic Level Control is effective with any load up to 500 pounds and is standard on all Fleetwood models.

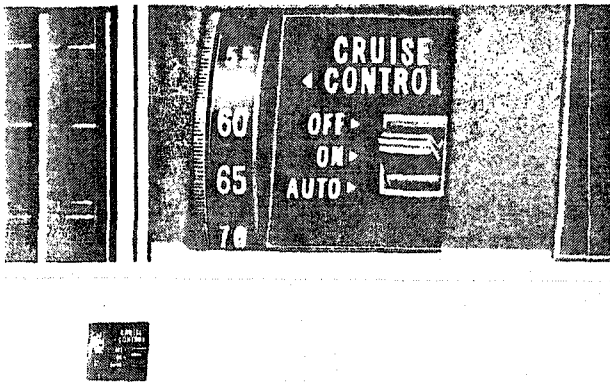


## Automatic Climate Control (continued)




Automatic Climate Control provides the following operating positions: VENT, for ventilation using outside air at a fixed low blower speed; LO, for automatic operation at a fixed low blower speed; AUTO, for controlling heating, air conditioning and blower speeds according to the in-car temperature; HI, for automatic operation at a fixed high blower speed using 80% recirculated air for maximum cooling; FOG, for de-fogging; and ICE, for de-icing. The six air outlets may be adjusted for air flow direction or turned off individually. For dual system Automatic Climate Control, standard on Seventy-Five models, see page F-13.

## Cruise Control (Electric)



—for more enjoyable turnpike and long distance motoring without using the accelerator. Simply dial the desired speed, pre-set the switch to AUTO, accelerate to the selected speed and Cruise Control maintains that speed, even in hilly terrain. Lightly touching the brake disengages Cruise Control, and the accelerator may be used until the pre-set speed is reached. It is also disengaged by moving the switch to OFF or turning the ignition off. Cruise Control also acts as a speed warning device to keep motorists from exceeding the posted speed limit once the dial is set at that speed. Gentle back pressure to the accelerator helpfully indicates to the driver that the selected speed has been reached. A red arrow next to the dial indicates Cruise Control is in the AUTO position. A different unit is offered on the Eldorado.


## Cruise Control (Vacuum)—Eldorado Only



—maintains a pre-selected speed for more enjoyable motoring. On the Eldorado, a slightly different type Cruise Control (Vacuum), shown on the left, is used to maintain a selected speed. To operate, simply move the switch to ON, accelerate to the desired speed and press the pushbutton engage switch at the end of directional signal control lever. To disengage the system, the driver merely touches the brake pedal or presses the control button, slows to the desired speed and releases the button. Red-colored ON letters indicate the system is ready for fingertip lock-in. Green-colored CRUISE letters indicate lock-in has actually occurred.


## Stereo Tape Player

—offers the unique pleasure of listening to personalized, pre-recorded music without interruption. Mounted on the lower instrument panel, the attractive looking 8-track stereo tape player is available with any of the superior Cadillac radio systems. Inserting a cartridge into the unit automatically switches power from the radio to the tape player. After the cartridge is positioned in the unit, the controls may be adjusted for proper volume, tone and speaker balance. Each of the tracks in the cartridge will automatically play in succession, or the tracks can be manually selected by pushing the SELECT knob. The stereo tape player is a dealer installed item available on all models. No rear compartment controls are available on the Seventy-Five models.




## Rear Compartment Radio Controls

—additional convenience for rear seat passengers. Available on the Seventy-Five Sedan and Limousine equipped with the Cadillac AM radio. Controls located on the right-hand rear armrest permit rear compartment passengers to select the station of their choice.

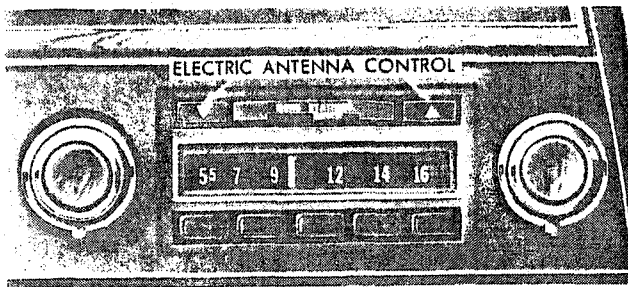


## Automatic Climate Control

—the modern way to control interior temperature twelve months a year. Dial the temperature desired and heated or cooled air maintains that temperature automatically. Significant advancements for 1969 include a new feature that prevents windshield fogging when the system is first turned on, a 19% increase in cooling capacity, a 7% increase in heating capacity, and more versatile air outlets for greater passenger comfort. When outside air is above approximately 35°, incoming air is first cooled to control humidity, then reheated to assure maximum comfort and minimum window fogging.




## Cadillac AM Radio




—brings passengers excellent tone and fidelity. Completely transistorized for instant sound and long life, the Cadillac AM radio directs sound through the front or rear speaker or both. Presetting the five pushbuttons permits pushbutton tuning to favorite stations. For selective tuning across the dial, the MORE STATIONS selector bar "seeks out" the strongest station in the area. The sensitivity control lever may be set for strong stations or weak and more distant stations. Controls are provided for bass and treble adjustment. New pushbutton controls are provided for automatically raising and lowering the antenna.

## Cadillac AM-FM Radio



—a large choice of stations for more enjoyable listening. Tuning to an FM station permits passengers to enjoy mood-matching music that is almost completely free of ordinary static. The Automatic Frequency Control provision provides added high-performance sound with its exceptional "holding" on frequency without interference from adjacent stations. The AM-FM selector bar is conveniently located just above the radio dial. Only the dial for the selected band becomes visible, making tuning less confusing. In addition, the AM-FM letters on the dial light up indicating which band is in use. Sound is directed through two speakers, one front, one rear.

## Cadillac AM-FM Stereo Radio




—for the best all-around sound in "live" music. The excitement of listening to vibrant, concert-hall sound is easy with Cadillac stereo. The true richness of stereo is broadcast throughout the car with two speakers in front and two in the rear that are cross-balanced—left front with right rear and right front with left rear. Thus, regardless of where passengers sit, they receive the fullness of stereophonic reception. When pushing the AM-FM selector bar, only the dial for the selected band becomes visible, making tuning less confusing. The word STEREO appears in amber when tuned to a stereo station. Not available on Seventy-Five models.



## OPTIONAL EQUIPMENT FEATURES

Automatic Climate Control . . . . .	C-2, 3
Automatic Level Control . . . . .	C-4
Child Safety Seat . . . . .	C-10
Controlled Differential . . . . .	C-5
Cruise Control (Electric) . . . . .	C-3
Cruise Control (Vacuum) — Eldorado Only . . . . .	C-3
De-Fogger, Rear Window . . . . .	C-8
Door Locks, Electric . . . . .	C-10
Dual Comfort Front Seat . . . . .	C-7
Guide-Matic (Headlamp Control) . . . . .	C-9
Higher Mileage — H.D. Tires (Eldorado Only) . . . . .	C-5
Radio, AM . . . . .	C-1
Radio, AM-FM . . . . .	C-1
Radio, AM-FM Stereo . . . . .	C-1
Radio, AM Rear Compartment Controls ("75" Models) . . . . .	C-2
Seat Adjuster, 4-Way (Driver's Bucket) . . . . .	C-6
Seat Adjuster, 6-Way . . . . .	C-6
Seat Warmer . . . . .	C-6
Shoulder Belts . . . . .	C-7
Soft Ray Glass . . . . .	C-8
Stereo Tape Player . . . . .	C-2
Strato-Bucket Seats (Eldorado Only) . . . . .	C-7
Tilt and Telescope Steering Wheel . . . . .	C-4
Trumpet Horn . . . . .	C-8
Trunk Lock, Electric Remote-Control . . . . .	C-9
Twilight Sentinel . . . . .	C-9
Whitewall Tires . . . . .	C-5



OPTIONAL  
EQUIPMENT

# *FLEETWOOD SEVENTY-FIVE*

---

## *SEDAN AND LIMOUSINE*

### *LANDAU ROOF OPTION*

**LANDAU ROOF.** The stunning Landau Roof, with its padded vinyl cover, reflects an exceptionally elegant touch and is available exclusively for the Fleetwood Seventy-Five Sedan and Limousine.

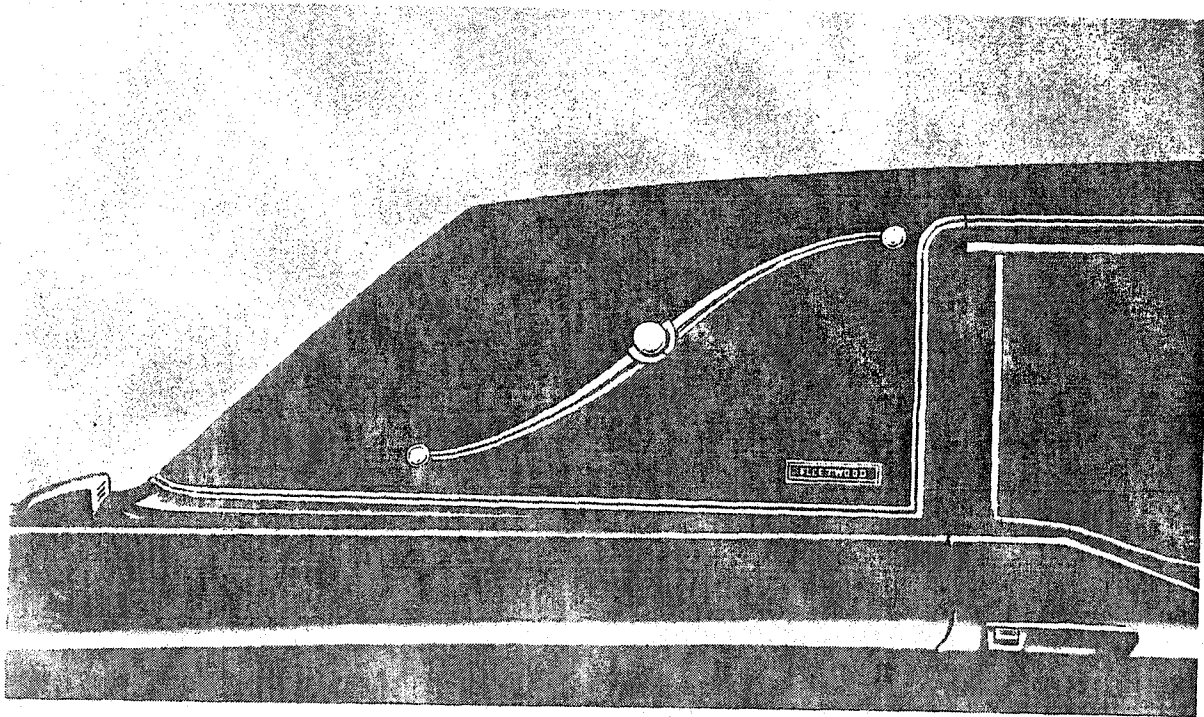
**LANDAU BOWS.** An attractive Landau Bow decorates each rear quarter panel of the Landau Roof. The arms are of bright metal with a brushed finish on the end studs and center pivot section.

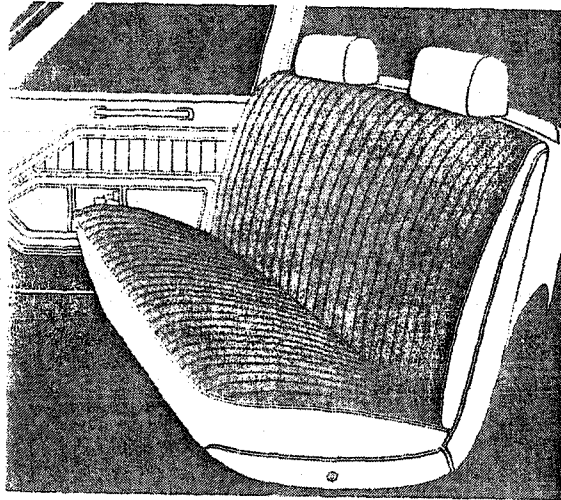
**REAR WINDOW STYLING.** The Landau Roof comes with a small, rectangular rear window to add to rear compartment privacy.

**OPTIONS.** Two options are available when ordering a Landau Roof:

1. Omit Landau Bows
2. Retain the regular rear window

**EXTERNAL ORNAMENTATION.** Included with the Landau Roof is a Fleetwood plaque on each upper rear quarter panel. In addition, the distinguished wreath and crest on each lower rear panel is included.

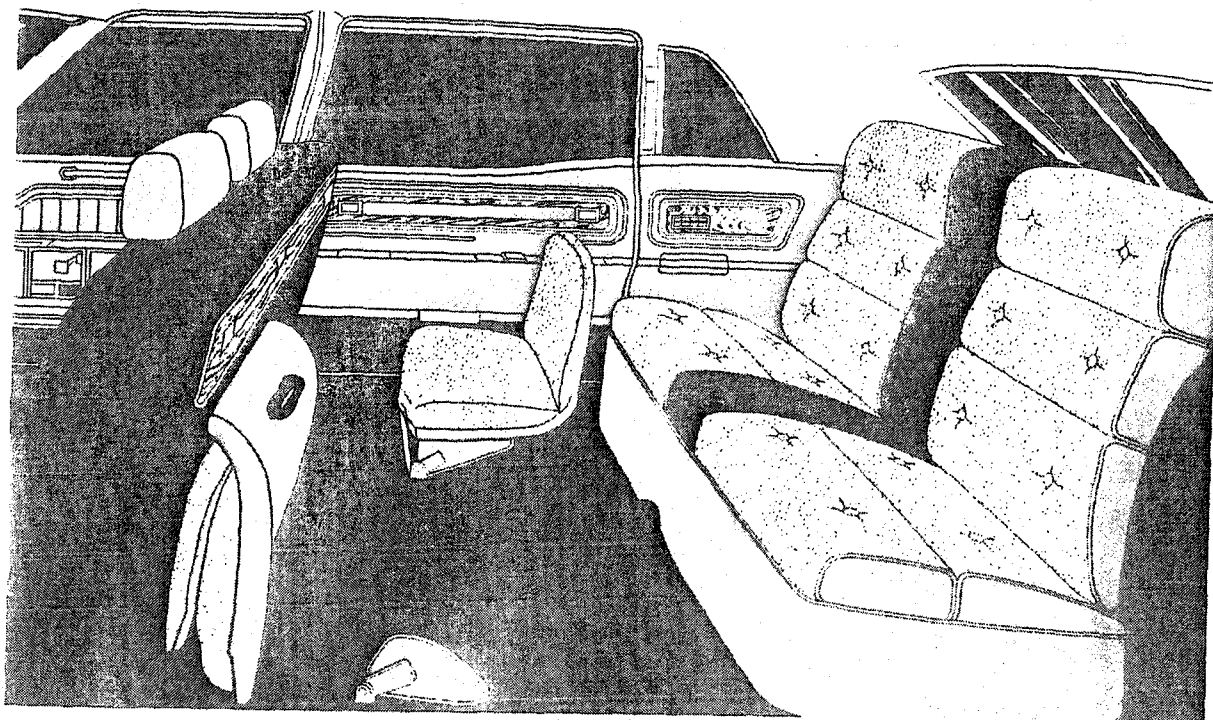




Vinyl

Leather

Cloth



B-27b

## *SEVENTY-FIVE LIMOUSINE*

### *UPHOLSTERY AND SEAT STYLING*

**UPHOLSTERY STYLING.** The chauffeur's compartment of the Seventy-Five Limousine comes in rugged Sierra grain black leather fashioned in 2-inch piping. The rear compartment, in three horizontal pillow and button style, is tailored in rich Devereaux cloth inserts with leather accents or Dumont cloth. Distinctive Dubonnet cloth in two horizontal pillow style with an elegantly sewn design in the seat cushion and seat back is also available for the rear compartment. Dubonnet cloth has a two-tone appearance achieved through a trico knit weave. Devereaux cloth has a large, ornate tapestry weave appearance for a truly luxurious feel and look. Dumont cloth has a stately, masculine cord weave appearance.

**SEAT STYLING.** The bench type seat with straight-across backrest and folding center armrest in the rear compartment is standard.


**DIVISION GLASS.** A glass partition dividing front and rear compartments may be raised or lowered by the controls conveniently situated on left and right rear quarter trim panels.

**AUXILIARY SEATS.** Two auxiliary seats provide extra seating space when needed. They fold against the rear of the front seat back when not in use.

**VINYL TOP.** A padded vinyl top is an extra charge option that lends a distinctive two-tone appearance to the Limousine and further isolates sound from the interior.

**VINYL TOP COLORS.** Code: 1. White 2. Black 3. Dark Blue 4. Gold 5. Cordovan 6. Flax

**STANDARD AND OPTIONAL EQUIPMENT.** See Equipment Charts on Pages A-9, A-10, and A-11.



	SEATS			DOORS		INSTRUMENT PANELS	CARPETS
	FRONT	REAR	FORMED FRONT SEAT BACK PANEL	FRONT	REAR	TOP & LOWER	
<b>C</b>	Leather— 2" Pleats	Nylon Viscose Cloth Inserts	Rosewood	Expanded Vinyl	Expanded Vinyl	Steering Wheel	Trianon & Tyrol Quality
<b>O</b>	Cushion Facing— Expanded Vinyl	Nylon Viscose Cloth or Leather Center Section	Assist Strap & Loops	Moulded Vinyl Parts*	Rosewood Inserts	Control Lever Caps	Retractor Housing
<b>D</b>	Head Restraints		Headlining— Ascot Cloth		Seat Belt & Shoulder Belt Webbing	Steering Column & Cover	
<b>E</b>			Garnish Mouldings				
<b>S</b>	Seat Belt & Shoulder Belt Webbing	Cushion Facings— Expanded Vinyl or Cloth	A/C Outlets in Headlining				
<b>711</b>	BLACK	BLACK DEVEREAUX	BLACK	BLACK	BLACK	BLACK	BLACK
<b>716</b>	BLACK	LT. GRAY DUBONNET	LT. GRAY	BLACK	LT. GRAY	BLACK	DK. GRAY 1
<b>719</b>	BLACK	MED. GRAY DUMONT	LT. GRAY**	BLACK	LT. GRAY	BLACK	DK. GRAY 1
<b>726</b>	BLACK	DK. BLUE DUBONNET	DK. BLUE	BLACK	DK. BLUE	BLACK	DK. BLUE 1
<b>742</b>	BLACK	MED. FLAX DUBONNET	LT. FLAX	BLACK	LT. FLAX	BLACK	MED. FLAX 1

\*Moulded Soft Vinyl Parts Include; Rearview Mirror Support Cover.


1. Black Carpet in Front Compartment

\*\*Headlining is Lt. Gray Taffeta Coated Fabric.

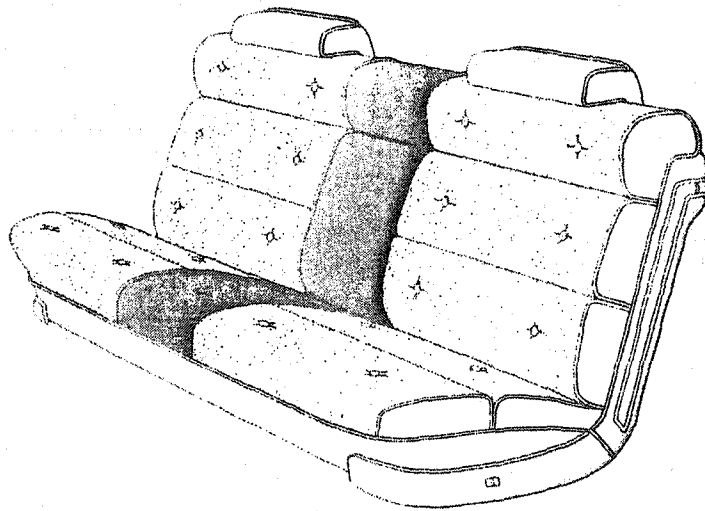
	INTERIOR DIMENSIONS	
	Front	Rear
Head room	38.5"	38.3"
Shoulder room	59.9"	58.4"
Hip room	62.1"	57.8"
Leg room	40.3"	—
Seat height	11.9"	12.8"

	INTERIOR LAMPS	
	LAMPS	SWITCHES
		Door Jamb
Courtesy-Inst. panel ends		X
Courtesy-rear door		X (Rear)
Reading Spot, on A/C roof grilles		X (Rear)
Door, Front, red warning		X
Map, on inst. panel		
Map, Spot, on header		
		Other
		Headlamps
		Rear Quarter Trim Panels
		Integral
		Headlamp

*FLEETWOOD SEVENTY-FIVE LIMOUSINE*



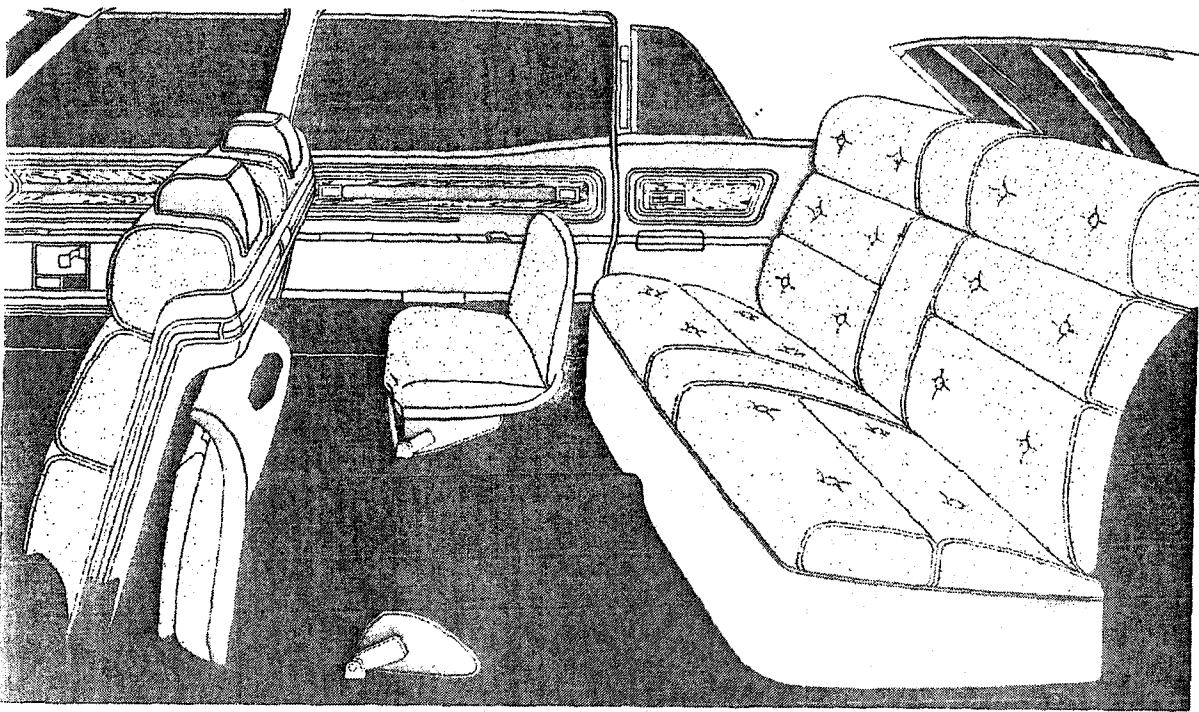
B-26



Vinyl

Leather

Cloth



B-25b



# *SEVENTY-FIVE SEDAN*

## *UPHOLSTERY AND SEAT STYLING*

**UPHOLSTERY STYLING.** Dubonnet cloth upholstery, fashioned in two horizontal pillow and button style with an elegantly sewn design in the seat cushion and back, highlights the Fleetwood Seventy-Five interior. Devereaux cloth inserts with leather or Dumont cloth is available in three pillow and button style. Dubonnet cloth has a two-tone appearance achieved through a trico knit weave. Devereaux cloth has a large, ornate tapestry weave appearance for a truly luxurious feel and look. Dumont cloth has a stately, masculine cord weave appearance.


**SEAT STYLING.** The bench type seat with straight-across backrest and folding center armrest front and rear is standard.

**AUXILIARY SEATS.** Two auxiliary seats provide extra seating space when needed. They fold against the rear of the front seat back when not in use.

**VINYL TOP.** A padded vinyl top is an extra charge option that lends a distinctive two-tone appearance to the Sedan and further isolates sound from the interior.

**VINYL TOP COLORS.** Code: 1. White 2. Black 3. Dark Blue 4. Gold 5. Cordovan 6. Flax

**STANDARD AND OPTIONAL EQUIPMENT.** See Equipment Charts on Pages A-9, A-10, and A-11.




	SEATS			DOORS	INSTRUMENT PANELS		CARPETS	
	INSERTS	CENTER SECTION	FORMED FRONT SEAT BACK PANEL	INSERTS	TOP AND LOWER	STEERING WHEEL		
CODES	Nylon Viscose Cloth	Nylon Viscose Cloth or Leather  Cushion Facings—Expanded Vinyl or Cloth  Seaming Laces	Headlining—Ascot Cloth  Garnish Mouldings  Head Restraints  Assist Strap & Loops  A/C Outlets in Headlining	Rosewood  Seat Belt & Shoulder Belt Webbing  Moulded Vinyl Parts*  Windlace  Door Header Lace	Rear Shelf	Control Lever Caps  Steering Column & Cover	Trianon & Tyrol Quality  Retractor Housing  Foot Rests	
	711	BLACK DEVEREAUX	BLACK LEATHER	BLACK	BLACK	BLACK	BLACK	
	716	LT. GRAY DUBONNET	LT. GRAY DUBONNET	LT. GRAY	LT. GRAY	DK. GRAY	BLACK	DK. GRAY
	719	MED. GRAY DUMONT	MED. GRAY DUMONT	LT. GRAY**	LT. GRAY	DK. GRAY	BLACK	DK. GRAY
	726	DK. BLUE DUBONNET	DK. BLUE DUBONNET	DK. BLUE	DK. BLUE	DK. BLUE	BLACK	DK. BLUE
	742	MED. FLAX DUBONNET	LT. FLAX DUBONNET	LT. FLAX	LT. FLAX	DK. FLAX	BLACK	MED. FLAX

\*Moulded Soft Vinyl Parts Include: Rearview Mirror Support Cover; Coat Hooks.  
\*\*Headlining is Lt. Gray Taffeta Coated Fabric. Head restraints will be Med. Gray.

	INTERIOR DIMENSIONS	
	Front	Rear
Head room	40.4"	38.3"
Shoulder room	59.9"	58.4"
Hip room	62.9"	57.8"
Leg room	41.0"	—
Seat height	11.6"	12.8"

	INTERIOR LAMPS		
	LAMPS	SWITCHES	
		Door Jambs	Other
Courtesy-Inst. panel ends	X	Headlamp	
Courtesy rear door	X		
Reading Spot, on A/C roof grilles	X	Rear Quarter Trim Panels	
Doors, red warning	X		
Map, on inst. panel		Integral	

*FLEETWOOD SEVENTY-FIVE SEDAN*



## Leather Options at Extra Charge

	SEATS		DOORS	INSTRUMENT PANELS		CARPETS	
	LEATHER		FORMED FRONT SEAT BACK PANEL	INSERTS	TOP AND LOWER	STEERING WHEEL	
	INSERTS	BOLSTERS					
CODES	Leather Sierra Grain	Sierra Grain Leather  Cushion Facings—Expanded Vinyl  Headlining—Taffeta Coated Fabric  Garnish Mouldings	Laces  Head Restraints  Assist Strap  Moulded Vinyl Parts*	Rosewood  Surrounding Area—Expanded Vinyl  Vinyl Door Pull  Seat Belt & Shoulder Belt Webbing	Rear Shelf	Control Lever Caps  Steering Column & Cover	Trianon & Tyrol Quality  Cowl Quarter Grille  Retractor Housing  Seat Belt Boot
	051 051S	BLACK	BLACK	BLACK	BLACK	BLACK	BLACK
	052 052S	WHITE	WHITE	WHITE 1	BLACK	BLACK	BLACK
	066 066S	DK. BLUE	DK. BLUE	DK. BLUE	DK. BLUE	BLACK	DK. BLUE
	071 071S	DK. GREEN	DK. GREEN	DK. GREEN	DK. GREEN	BLACK	DK. GREEN
	082 082S	LT. FLAX	LT. FLAX	LT. FLAX 2	DK. FLAX	BLACK	MED. FLAX
	084 084S	MED. GOLD	MED. GOLD	MED. GOLD	DK. GOLD	BLACK	MED. GOLD
	086 086S	DK. CORDOVAN	DK. CORDOVAN	DK. CORDOVAN	DK. CORDOVAN	BLACK	DK. CORDOVAN
	087 087S	DK. MAUVE	DK. MAUVE	DK. MAUVE	DK. MAUVE	BLACK	DK. MAUVE
	088 088S	MED. RED	MED. RED	MED. RED	DK. RED	BLACK	DK. RED

\*Moulded Soft Vinyl Parts Include: Rearview Mirror Support Cover; Coat Hooks.

1. Black Seat Belts & Shoulder Belts

2. Med. Flax Seat Belts & Shoulder Belts

INTERIOR DIMENSIONS		
	Front	Rear
Head room	39.3"	38.0"
Shoulder room	59.9"	59.6"
Hip room	62.8"	62.1"
Leg room	42.2"	44.3"
Seat height	11.9"	14.3"

INTERIOR LAMPS		
	SWITCHES	
	Door Jamb	Other
Courtesy-Inst. panel ends	X	Headlamp
Courtesy-rear quarter and rear door	X	
Doors, red warning	X	
Map, on inst. panel		Integral
Glove Box and Trunk		Automatic
Reading Spots, swivel	X	Rear Quarter Trim Panels

# *Cadillac*

## 1969 BODY STYLES

Style No.	Code	Name	Wheelbase	Overall Length	Weight
-----------	------	------	-----------	----------------	--------

### CALAIS

68247	G	Calais Coupe	129.5"	225"	
68249	N	Calais Hardtop Sedan	129.5"	225"	

### DE VILLE

68367	F	De Ville Convertible	129.5"	225"	
68347	J	Coupe deVille	129.5"	225"	
68349	B	Hardtop Sedan deVille	129.5"	225"	
68369	L	Sedan deVille	129.5"	225"	

### FLEETWOOD

69347	H	Fleetwood Eldorado	120"	221"	
68069	M	Fleetwood Sixty Special	133"	228.5"	
68169	P	Fleetwood Brougham	133"	228.5"	
69723	R	Fleetwood Seventy-Five Sedan	149.8"	245.5"	
69733	S	Fleetwood Seventy-Five Limousine	149.8"	245.5"	

69890	Z	Commercial Chassis	156"	250.5"	
-------	---	--------------------	------	--------	--

**Deduct** pounds when car is not equipped with Automatic Climate Control, as listed weights include this equipment.

**Add** pounds for Padded Roof (except on Brougham Sedan).

**Add** pounds for Vinyl Roof.

**Add** pounds for Automatic Level Control (except Fleetwood series on which it is standard).

# COLORS

# Cadillac

## 1969 CODES AND IDENTIFICATION

Code	Name	Calais & DeVille Closed Cars	DeVille Convertible	Eldorado	Brougham & 60 Special	Manufacturers Identification
10	Sable Black	4.2%	5.5%	5.5%	15.8%	870-848 L67 KD 005 926-96459
12	Cotillion White	13.8	14.4	10.8	9.9	870-3967 L67 WD 007 926-99642
16	Patina Silver	4.6	2.7	4.4	4.7	870-3927 L68 AD 007 927-99480
18	Phantom Gray	2.5	1.3	1.8	5.4	870-3926 L68 AD 006 927-99481
24	Astral Blue	6.9	5.4	3.1	4.8	870-3850 L68 BD 023 927-99338
26	Athenian Blue	2.8	2.8	3.7	7.8	870-3932 L68 BD 012 927-99483
28	Persian Aqua	6.6	5.2	3.5	3.2	870-3933 L68 BD 015 927-99484
30	Palmetto Green	8.9	4.4	3.5	4.7	870-3863 L68 GD 017 927-99335
36	Rampur Green	3.5	3.0	2.4	6.1	870-3935 L68 GD 016 927-99486
40	Colonial Yellow	4.9	6.7	3.6	1.8	870-3313 L67 YD 013 926-96908
42	Cameo Beige	5.5	4.2	3.1	3.6	870-3936 L68 ND 011 927-99487
44	Shalimar Gold	14.3	5.8	7.1	9.5	870-3922 L68 LD 007 927-99333
46	Cordovan	9.3	9.0	8.0	4.5	870-3937 L68 ND 015 927-99488
47	Wisteria					870-3930 L68 RD 015 927-99489
48	San Mateo Red	2.6	11.0	5.2	.8	870-3788 L68 RD 011 927-99014
49	Empire Maroon	2.4	1.4	1.6	3.1	870-3929 L68 RD 013 927-99490

## FIREMIST COLORS

90	Sapphire Blue	.9	1.7	4.7	3.2	L68 BD 018 927-99491
94	Chalice Gold	2.1	2.3	9.0	3.9	L68 LD 006 927-99492
96	Biscay Aqua	2.0	4.1	7.4	2.2	L68 BD 021 927-99493
97	Nutmeg Brown	1.1	1.9	5.8	3.0	L68 ND 016 927-99494
99	Chateau Mauve	.7	1.3	4.1	2.0	L68 PD 007 927-99495

The above percentage figures represent comparable previous model color popularity.

Although regional climate influences color selection, these national averages may be helpful to customers in choosing a color or for ordering stock cars.

A percentage is not listed for Wisteria (code 47), as it is a new color family and does not have a previous

counterpart. The percentage totals will, therefore, not equal 100%.

Three manufacturers supply lacquer for Cadillac cars. Each supplier's identifying numbers are listed in the right hand column. Those starting with L are Rinsheed-Mason; 6 and 7 digit numbers are Forbes; 8 digit are Du Pont. Forbes does not furnish Firemist colors.

# Cadillac **COLOR-TOP**

## 1969 RECOMMENDATIONS

COLOR	BROUGHAM PADDED ROOFS	ELDORADO PADDED ROOFS	DE VILLE VINYL ROOFS	CONVERTIBLE TOPS
<b>10</b> Sable Black	2	2 1	2 1	2 1
<b>12</b> Cotillion White	2 1 3	2 1 3	2 3 1	1 2 3
<b>16</b> Patina Silver	2	2 3 1	2 3 1	2 1 3
<b>18</b> Phantom Gray	2	2 1	2	2 1
<b>24</b> Astral Blue	3 2 1	3 1 2	3 1 2	1 3 2
<b>26</b> Athenian Blue	2 3	2 3 1	2 3 1	1 3 2
<b>28</b> Persian Aqua	2 1	1 2	2 1	1 2
<b>30</b> Palmetto Green	2 1	2 1	2 1	1 2
<b>36</b> Rampur Green	2 4	2 4 6 1	2 4 6 1	2 6 1
<b>40</b> Colonial Yellow	2 4 1 5	2 4 1 5	2 4 1 5	2 5 1
<b>42</b> Cameo Beige	5 6 2	5 6 2	5 2 6	6 5
<b>44</b> Shalimar Gold	4 2 1 5	4 2 1 5	4 2 1 5	2 1 5
<b>46</b> Cordovan	6 5 2	6 5 2 1	6 5 2 1	6 5 1
<b>47</b> Wisteria	1 2	1 2	1 2	1 2
<b>48</b> San Mateo Red	2 1	1 2	2 1	1 2
<b>49</b> Empire Maroon	2 6 1	2 1 6	2 1 6	2 1 6

### Firemist Colors at Extra Charge

<b>90</b> Sapphire Blue	3 2 1	1 3 2	1 2 3	1 3 2
<b>94</b> Chalice Gold	2 4 1 5	2 4 5 1	2 4 1 5	2 1 5
<b>96</b> Biscay Aqua	2 1	1 2	2 1	1 2
<b>97</b> Nutmeg Brown	5 6 2	5 6 2	5 6 2	5 6 1 2
<b>99</b> Chateau Mauve	2 1	2 1	2 1	1 2

VINYL ROOFS		
1	White	12J
2	Black	12K
3	Dk. Blue	12L
4	Gold	12R
5	Cordovan	12N
6	Flax	12M

CONVERTIBLE TOPS		
1	White	11J
2	Black	11B
3	Dk. Blue	11L
5	Cordovan	11N
6	Flax	11M

# CLOTH

## 1969 CADILLAC UPHOLSTERY OPTIONS

Coupe J Hardtop B	DE VILLE SERIES			Sedan L
	Inserts Cloth		Bolsters Leather	
311 or 311S	Black	Dardanelle	Black	311
326 or 326S	Dk. Blue	Delphine/Flair	Dk. Blue	326
329 or 329S	Med. Aqua	Delphine/Flair	Med. Aqua	329
331 or 331S	Dk. Green	Dardanelle	Dk. Green	331
342 or 342S	Lt. Flax	Delphine/Flair	Lt. Flax Ant.	342
344 or 344S	Med. Gold	Dardanelle	Med. Gold Ant.	344
346 or 346S	Dk. Cordovan	Dardanelle	Dk. Cordovan Ant.	346
347 or 347S	Dk. Mauve	Delphine/Flair	Dk. Mauve	347

On style L, Dual Comfort Seat is available on special order only.

Coupe G	CALAIS SERIES		Hardtop N
Inserts Cloth		Bolsters Vinyl	
211	Black	Decameron	Black
226	Dk. Blue	Decameron	Dk. Blue
229	Med. Aqua	Decameron	Med. Aqua
231	Dk. Green	Decameron	Dk. Green
242	Lt. Flax	Decameron	Lt. Flax Ant.
244	Med. Gold	Decameron	Med. Gold Ant.
Expanded Vinyl—Extra Charge			
251	Black	282	Lt. Flax Ant.

Fleetwood Eldorado H			
Inserts Cloth		Bolsters Vinyl	
410	Gray/Black	Dominion	Black
411	Black	Dubonnet	Black
426	Dk. Blue	Dubonnet	Dk. Blue
429	Med. Aqua	Dubonnet	Med. Aqua
431	Dk. Green	Dubonnet	Dk. Green
442	Med. Flax	Dubonnet	Lt. Flax Ant.
444	Med. Gold	Dubonnet	Med. Gold Ant.
446	Dk. Cordovan	Dubonnet	Dk. Cordovan Ant.
447	Dk. Mauve	Dubonnet	Dk. Mauve

Sixty Special M	Brougham P	FLEETWOOD SERIES			"75" Sedan R Limousine S
		Inserts Cloth		Bolsters Leather	
011 or 011S	011S	Black	Devereaux	Black	711
029 or 029S	029S	Med. Aqua	Devereaux	Med. Aqua	
031 or 031S	031S	Dk. Green	Dumont	Dk. Green	
044 or 044S	044S	Med. Gold	Devereaux	Med. Gold Ant.	
046 or 046S	046S	Dk. Cordovan	Dumont	Dk. Cordovan Ant.	
047 or 047S	047S	Dk. Mauve	Devereaux	Dk. Mauve	
049 or 049S	049S	Dk. Maroon	Dumont	Dk. Maroon	
All Cloth—Inserts & Bolsters					
016 or 016S	016S	Lt. Gray Dubonnet		716	
		Med. Gray Dumont		719	
026 or 026S	026S	Dk. Blue Dubonnet		726	
042 or 042S	042S	Med. Flax Dubonnet		742	
Devereaux and Dumont cloths are upholstered in a "3 pillow back rest" style with a leather center section—except on "75" trim code 719 the center section is also cloth.			Dubonnet cloth is upholstered in "2 pillow back rest" style all cloth (including center section) with a pique stitch design on both cushion and back rest.		
Code S indicates availability of Dual Comfort Seat. All bolsters are in Sierra grain.			On Limousine style S Sierra grain Black leather front compartment is standard.		



# LEATHER

## 1969 CADILLAC UPHOLSTERY OPTIONS

### DE VILLE SERIES

#### OSTRICH GRAIN LEATHER

Convertible F	Leather—Extra Charge Except Convertible	Coupe J	Hardtop B	Sedan L
351 or 351S	Black	351 or 351S	351 or 351S	351
352 or 352S	White—Black Carpet	352 or 352S	352 or 352S	352
353 or 353S	White—Blue Carpet			
354 or 354S	White—Red Carpet			
366 or 366S	Dk. Blue	366 or 366S	366 or 366S	366
371 or 371S	Dk. Green	371 or 371S		
382 or 382S	Lt. Flax Ant.	382 or 382S	382 or 382S	382
384 or 384S	Med. Gold Ant.	384 or 384S	384 or 384S	384
386 or 386S	Dk. Cordovan Ant.	386 or 386S	386 or 386S	
387 or 387S	Dk. Mauve	387 or 387S	387 or 387S	
388 or 388S	Med. Red	388 or 388S	388 or 388S	388

In DeVille cars the seat inserts are Ostrich grain leather and bolsters are Sierra grain.  
On style L, Dual Comfort Seat is available on special order only.

### FLEETWOOD SERIES

#### SIERRA GRAIN LEATHER

Sixty Special M	Brougham P	Leather—Extra Charge	Eldorado H
051 or 051S	051S	Black	451 or 451B
052 or 052S	052S	White—Black Carpet	452
066 or 066S	066S	Dk. Blue	466
071 or 071S	071S	Dk. Green	471
082 or 082S	082S	Lt. Flax Ant.	482 or 482B
084 or 084S	084S	Med. Gold Ant.	484
086 or 086S	086S	Dk. Cordovan Ant.	486
087 or 087S	087S	Dk. Mauve	487
088 or 088S	088S	Med. Red	488

VINYL ROOFS Styles J-B-L-H-P-R-S		
1	White	12J
2	Black	12K
3	Dk. Blue	12L
4	Gold	12R
5	Cordovan	12N
6	Flax	12M

CONVERTIBLE TOPS Style F		
1	White	11J
2	Black	11B
3	Dk. Blue	11L
5	Cordovan	11N
6	Flax	11M

Code S following trim number indicates availability of Dual Comfort Seat.  
Code B indicates Bucket Seats in Eldorado.

# GENERAL INFORMATION

## BODY STYLE REFERENCE

In this book a reference to "C" cars includes the Calais, De Ville and styles M and P. The following chart shows a list of the eight "C" body styles.

STYLE	SERIES	STYLE	SERIES
F	De Ville	G	Calais
J	De Ville	N	Calais
B	De Ville	M	Fleetwood
L	De Ville	P	Fleetwood

The Eldorado is referred to as Fleetwood Eldorado or code H.

Styles R and S cover the two Fleetwood series "75" body styles known as Fleetwood Sedan and Limousine. Fisher Body refers to them as "D" bodies.

## OPTIONS AT EXTRA CHARGE

Unless specifically stated otherwise, it is understood that any reference to option, optional equipment, special request, special feature or special order is at extra charge.

## VINYL ROOFS

### Brougham

A vinyl, cross-grain cover with a halo molding that encircles the perimeter of the roof is standard on the Fleetwood Brougham.

This halo molding has a non-textured surface in color to match the vinyl with a narrow bright outside edge bead. The exposed metal areas around the molding and along side of the windshield pillar are in car color.

### Eldorado

A padded vinyl roof featuring a bright bead and painted type halo molding similar to the Brougham is optional.

Also, instead of two dielectric seams on each side of roof the Eldorado has a single French seam at the center line of the roof. This is most attractive and exclusively on the Eldorado.

### De Ville

Optional on De Ville closed cars is a vinyl roof covering—not padded—with a halo molding treatment similar to the Brougham. The molding, however, is textured and painted to match the vinyl covering.

## Seventy-Five

The special order vinyl cover on "75" cars will include padding.

## Calais and Sixty Special

Vinyl roofs are not available on Calais and Sixty Special cars.

## Colors

A new Gold color has been added to the vinyl roof options for a total of six.

## INFORMATION CHARTS

There are a series of charts starting on page 14 from which additional information may be determined on the following subjects:

PAGES	SUBJECT
14-15	Front Seat Types
16	Back Rest Release
17	Adjusters
18-19	Tires
21	Floor Mats
22	Carpets
23	Headlining
25	Seat Belts
27-28	Ornamentation

## YELLOW-STRIPED PAGES

A summary of general information, pertinent to each body style, is listed on a series of pages with a yellow edge for quick reference.

Their use may be helpful when discussing or checking a specific order. The captions are a reminder of the available options and equipment exclusive to that particular body style. For example, Green leather is not a production option on style B.

## U P C SYMBOLS

The small three-character codes following each option on both the order form 5600A and the option chart on page 13 are called U P C—Uniform Parts Code.

U P C is for Canadian and Export orders. It does not yet involve any domestic Cadillac dealers. However, everyone's familiarity with these codes will be beneficial in the future.

# INTERIOR INFORMATION

## NUMBER OF OPTIONS

To list the 205 upholstery and new front seat options with greater clarity, the trim chart has been expanded to two pages. Page 4 lists the cloth fabrics (and Calais vinyl). The next page shows the leather options of which there are 100 combinations.

## OSTRICH AND SIERRA GRAIN LEATHER

Ostrich grain leather has an Ostrich skin pattern. Sierra is a smooth, natural grain without any visible texture.

De Ville cars are upholstered in a combination of the new Ostrich and Sierra grain leathers. Fleetwood styles H, M and P are trimmed with the Sierra grain only. Leather is not available in the Calais series.

**Note:** As a matter of information, the plastic grain on the back of front seat back in the Eldorado is called Madrid. On all others it is Sierra grain.

## ALL OPTIONS NOT AVAILABLE

You will note that some leather colors offered on the Coupe de Ville, style J, are not available on De Ville Sedans, style B and L.

There is a limitation upon the number of upholstery options that can be handled on a production basis. Therefore, certain seat options and leather colors are not available in all body styles.

The trims or seats that are not offered as regular production options are those for which the demand is limited. i.e., Dk. Green leather in style L.

To prevent any sales loss due to unavailability of an interior satisfactory to the customer, Cadillac has a Special Request order program. Details are explained starting on page 48.

## DUAL COMFORT SEAT

Trim numbers suffixed with S have a new divided front seat. This seat is divided at the left of the center arm rest, so that approximately 40% of its width is for the driver and 60% for passengers resulting in room for three occupants. A full center arm rest is attached

to the passenger section of back rest.

**This type of front seat is:**

Standard in the Brougham.

Optional in De Ville styles F, J, B and Fleetwood Sixty Special.

Not offered in Sedan de Ville style L, but available on special request.

Not available in Eldorado or Calais.

(For additional seat and adjuster information see pages 14 through 17.)

## BUCKET SEATS

Strato type Bucket Seats in Black or Lt. Flax leather are offered in the Eldorado only.

Bucket Seats are not available (even on a special order) in any other body style.

As a matter of information, Recliners are not available on any type of seat—bench or bucket, "C" series or Eldorado. However, a semi-reclining position may be created in a passenger seat equipped with a 6-Way Adjuster by tilting the back rest rearward and lowering rear of cushion to its lowest point.

## UPHOLSTERY FABRICS AND TRIM STYLES

Patterns of ornate cloths may be inspired by various artifacts, ancient and antique designs, Persian rugs, etc.

For example, the artist's conception for De Ville Dardanelle cloth came from a set of antique jewelled beads—or precisely, a single bead.

The graceful form of the small bead was enlarged many times and reproduced on cloth by an intricately woven blend of high sheen and satin finish yarns, resulting in an interesting and beautiful fabric.

This information may be of interest as a conversation piece with customers.

## Calais Fabrics

### Decameron—Scroll Pattern

A cloth fabric and an extra charge expanded vinyl are the Calais upholstery options.

The cloth, called Decameron, is available in six colors. It has an attractive scroll pattern, repeating at 2¼".

# INTERIOR INFORMATION

Expanded vinyl is a thick resilient coated fabric having millions of tiny air pillows which create a soft cushiony feel. The colors are Black and Lt. Flax.

## **Calais Styling**

The styling for both cloth or vinyl is 2" pleats which on the cushion extend across the entire seat. This means the distinctive pleated effect is unbroken by a plain center section or bolster. Leather is not available for the Calais.

## **De Ville Cloths**

### *Dardanelle—Ornate Pattern*

### *Delphine/Flair—Sunburst Design*

Two cloths, an ornate patterned Dardanelle and a sateen Delphine/Flair material, are the De Ville closed car options.

The Delphine part of this unique sateen cloth is used on the back rests only. It has three interwoven oval patterns on each side of the center arm rest. An oblong button, in the center of each oval, ties down the cloth and adds a sunburst effect to the design.

Delphine cloth cannot be supplied on any other series because the pattern is made exclusively to the dimensions of the De Ville trim style.

The Flair cloth has a similar type of sateen finish but it is plain without any pattern. It is used on the cushion and across the top of the forward-canted part of the back rest.

## **De Ville Cloth Trim Style**

When upholstered in cloth, the De Ville trim style has four vertical pleats on each side of the leather center arm rest section on the back rest and seat cushion. There is a plain straight-across forward-canted pillow area at the top of each side of the seat without any vertical seams.

## **De Ville Leather Trim Style**

The trim style, when upholstered in leather, is different than cloth. Leather trim style has:

- 1) A plain straight-across "pillow" in Sierra grain at top of back rest on each side of

center arm rest.

- 2) Four pleats of Ostrich grain below this section with the two end seams angling off to each corner of the back rest. Three oblong buttons are centered on the seams.
- 3) The cushion is divided into two wide pleats on each side of the center section.

## **Eldorado Dubonnet Cloth**

A finely woven tricot knit cloth called Dubonnet is one of two Eldorado cloth options.

It has a two-tone weave of fine pin stripe (16 per inch) alternating light and dark tones. In the Eldorado this fabric is offered in eight colors and the pattern is applied horizontally.

## **Herringbone Tweed**

The other material is a herringbone tweed called Dominion cloth code 410. Its construction is a combination of black and white fibers that result in an overall appearance of oxford gray. This is the only color option in the herringbone pattern.

## **Caution in Ordering 410**

Dominion herringbone pattern cloth is unlike last season's black and white check pattern. Special attention is called to this to prevent an assumption that there might be a similarity of patterns because of the carryover 410 code number.

## **Eldorado Trim Styles**

Leather and code 410 Dominion cloth will be upholstered in 2" pleated style.

Dubonnet cloth trims will have narrower 1 1/4" pleats.

## **Brougham and Sixty Special**

### *Devereaux—Brocade*

### *Dumont—Cord*

### *Dubonnet—Pin Stripe*

Three cloth patterns are offered in styles P and M. They are called Devereaux, Dumont and Dubonnet. (The latter is described under Eldorado, except the pin stripes run vertically.)

# INTERIOR INFORMATION

The Devereaux cloth has a brocade weave and comes in four colors.

Dumont is a cord weave with about 4½ wales per inch. It is offered in three colors.

**Note:** Dumont cloth is also available in Med. Gray for the "75".

## Brougham and Sixty Special 3-Pillow Style

A "three-pillow" back rest style of trim is used when upholstered in Sierra grain leather, Devereaux or Dumont cloths.

## All Cloth—Pique Stitch Design

The three Dubonnet cloth options are "all cloth": code 016-716, 026-726, 042-742.

This means the center section is also in cloth instead of leather or vinyl. The skirt or cushion face of the "all cloth" options, however, will be vinyl.

Other distinctions of the all cloth options are 1) an exposed pique stitch design on both back rests *and seat cushions* 2) a two-pillow back rest style. (A three-pillow style is used with leather and the other two Fleetwood cloths.)

## ROSEWOOD PANELS

The door and rear quarter inserts of (all cloth or leather upholstered) Fleetwood Eldorado, Brougham, Sixty Special and "75" cars feature Rosewood panels (except front doors on style S).

De Ville cars upholstered in leather also have Rosewood paneling.

The door and rear quarter inserts in cloth upholstered De Ville cars will be in body cloth. Calais cars have vinyl inserts.

**Note:** The reference to Rosewood implies either wood or vinyl applique, depending upon body style and application, i.e., door inserts, instrument panels, steering wheel rim, etc.

## INSTRUMENT PANELS

Both upper and lower instrument panels are now in the same dark tone colors. The instrument panel color also applies to windshield pillar and header moldings and rear view mirror support bracket cover.

## STEERING WHEELS

All steering wheels are black. For details of ornamentation see page 31.

## COLOR RECOMMENDATIONS

In addition to color harmony, popular usage is a consideration in the listing of recommendations on pages 10 and 11.

A Convertible buyer is likely to be less conservative in combining colors than a Brougham customer. This factor accounts for certain inconsistencies in recommendations by body styles.

For example, White leather is not recommended with color 18 on styles P and M but it is on all other cars. Another case is Red leather in a Dk. Blue car. This is popular in Convertibles, but does not sell in closed cars. The color compatibility is the same on all cars but the popularity is not.

A similar situation applies to other acceptable combinations which are unlisted due to their limited appeal.

One such example is Aqua upholstery with Silver exterior. The combination is not discordant and will please many individual customers.

## ADDITIONAL INTERIOR INFORMATION

Complete interior color and material specifications may be determined by a reference to a series of charts beginning on page 14.

Also, in the "yellow edge pages" section, a great deal of optional specifications information, especially applicable to each body style, is listed.



# COLOR-TRIM *Cadillac*

## 1969 RECOMMENDATIONS

COLOR	CALAIS SERIES				DE VILLE SERIES										
	Coupe G		Hardtop N		Coupe J			Sedan L			Convertible F				
	CLOTH		VINYL		CLOTH			LEATHER			LEATHER				
10 Sable Black	211	226	251	282	311	326	347	351	388	352	384	351	388	352	384
12 Cotillion White	211	226	229	251	311	326	329	351	388	352		388	351	366	352
	244	231			347	344	331	366							
16 Patina Silver	211	226		251	311	326	347	351	388	366	352	351	388	366	352
18 Phantom Gray	211	231		251	311	331		351	388	352	371	351	388	352	371
24 Astral Blue	226	211		251	326	311		366	352	351		366	353	351	
26 Athenian Blue	226	211		251	326	311		366	352	351		366	353	388	
28 Persian Aqua	229	211		251	329	311		351	352			352	351		
30 Palmetto Green	231	211		251	331	311		371	351	352		371	351	352	
36 Rampur Green	231	244	211	251	282	331	344	311	371	384	351	371	384	351	382
									382	352		352			
40 Colonial Yellow	211	244	231	251	311	344	346	351	384	386		351	384	386	371
					331			371	352			352			
42 Cameo Beige	242			282	342	346	311	386	382	351		386	382		
44 Shalimar Gold	244	211	231	251	344	311	346	384	351	386		384	351	386	371
					331			371							
46 Cordovan	242	244		282	346	342	344	386	382	384		386	382	384	
					311										
47 Wisteria	211			251	347	311		387	352	351		387	352	351	
48 San Mateo Red	211	242		251	282	311	342	352	351	388		354	388	351	
49 Empire Maroon	211	242		282	251	311	342	351	352	382		351	352	382	

### Firemist Colors at Extra Charge

90 Sapphire Blue	226		251		326	311		366	352	351		353	366	351	
94 Chalice Gold	244	211	251		344	311	346	384	386	351		384	386	351	352
								352							
96 Biscay Aqua	229	211	251		329	311		351	352			352	351		
97 Nutmeg Brown	242	211	282	251	346	342	311	386	382	351		386	382		
99 Chateau Mauve	211		251		347	311		387	352	351		387	352	351	

371 Leather available on special order for style B.

371, 386, 387 Leather available on special order for style L.

# Cadillac

## COLOR-TRIM

### 1969 RECOMMENDATIONS

COLOR	FLEETWOOD SERIES												
	Brougham P			Sixty Special M				Eldorado H					
	CLOTH			LEATHER				CLOTH			LEATHER		
10 Sable Black	011 049	016 044	026 026	051	088	052	084	411	410	447	451	488	452 484
12 Cotillion White	011 047 031	026 049	029 044	051	052	088	066	411	410	426 429 447 444 431	451	452	488
16 Patina Silver	011 047	016 049	026 026	051	088	066	052	411	410	426 447	451	488	466 452
18 Phantom Gray	011 049	016 031	031	051	088	071		411	410	431	451	488	452 471
24 Astral Blue	026	011		066	052	051		426	411	410	466	452	451
26 Athenian Blue	026	011	016	066	051	052		426	411	410	466	452	451
28 Persian Aqua	029	011		051	052			429	411		452	451	
30 Palmetto Green	031	011		071	051	052		431	411	410	471	451	452
36 Rampur Green	031	044	011	071	084	051		431	444	411	471	484	451 482 452
40 Colonial Yellow	011 031	044	046	051	084	086	071	410 446	411 431	444	451 471	484 452	486
42 Cameo Beige	042	046	011	086	082	051		442	446	411	486	482	451
44 Shalimar Gold	044 031	011	046	084	051	086	071	444 446	411 431	410	484	451	486 471
46 Cordovan	046 011	042	044	086	082	084		446 411	442 410	444	486	482	484
47 Wisteria	047	049	011	087	052	051		447	411	410	487	452	451
48 San Mateo Red	011	042	049	051	052	088		410	411	442	452	451	488
49 Empire Maroon	049	011	042	051	082			411	410	442	451	482	452

### Firemist Colors at Extra Charge

90 Sapphire Blue	026	011		066	052	051		426	411	410	452	466	451
94 Chalice Gold	044	011	046	084	086	051	052	444	411	446	484	486	451 452
96 Biscay Aqua	029	011		051	052			429	411	410	452	451	
97 Nutmeg Brown	046	042	011	086	082	051		446	442	411	486	482	451
99 Chateau Mauve	047	049	011	087	051	052		447	410	411	487	452	451

# EQUIPMENT

## ELDORADO TIRE OPTIONS

See page 19.

## SEAT ADJUSTERS

When code V is wanted, Y must also be ordered.

## POWER DOOR LOCKS

On two-door cars, the Power Door Lock option includes Electric Back Rest Release feature. For more information see page 16.

## FLOOR MATS

Rubber floor mats are now included in groups 8 and 9. The colors will be in harmony with the upholstery as listed on page 21.

If a non-standard color should be wanted, mark the floor mat color code number instead of F.

When group 8 or 9 is ordered, and a non-standard color Floor Mat is wanted, mark the mat code number under Floor Mats in addition to group 8 or 9. This will override the standard combination.

## REAR WINDOW DE-FOGGER

Rear Window De-fogger, which is not available for the Convertible and is standard in the Fleetwood "75," is included in groups 8 and 9. Both groups, however, may be specified on Convertible and "75" orders. The De-fogger price will be deleted in the billing on these three body styles.

## CRUISE CONTROL (Electric)

## CRUISE CONTROL (Vacuum)

The electric type control is used on all cars except Eldorado.

A new vacuum powered control is used on the Eldorado only.

A feature of the vacuum type is a push button at the end of the turn signal lever that locks the system in at desired speed.

The two types are not interchangeable and can only be installed in cars for which they have been designed.

## HORNS

CAR SERIES	STANDARD	OPTIONAL
All cars except Calais	A, F, low D Seashell	High C Trumpet
Calais	A, F	High C Trumpet

As shown on the chart, three sea shell, electric vibrator type horns are standard on all cars except the Calais series.

## TRUMPET HORN OPTION

A high C Trumpet Horn option is available which adds a third horn to Calais cars and a fourth to all others.

Adding the high C note Trumpet Horn increases the clarity and combines a blend of vibrant sounds producing a more distinctive signal.

## HORN CONTROL

The new steering wheel has a vinyl inner ring around almost the entire circumference of the wheel.

A simple reflex action of the fingers pressing the inner steering wheel rim will sound the horns.

This ease of horn control makes the addition of the Trumpet Horn option even more desirable.

## STEREO TAPE PLAYER

A Tape Player is available from Parts Warehouses for dealer installation (not factory). It is adaptable to any Cadillac radio: Stereo, AM or FM.

## FIELD INSTALLATION OF CLIMATE CONTROL

The Climate Control system is now completely integral with the body and chassis design.

This makes installation impractical after factory car assembly.

Your attention is called to this to be sure that Climate Control has not been overlooked when ordering new cars.

## UNORDERED OPTIONS

To prevent an inadvertent omission of any optional equipment, it is suggested that customer be informed of the items which have not been ordered.

This negative approach, which is contrary to the usual custom of reciting the things included on the order, could prevent an unforgivable oversight.

## FINAL CHECK OF 5600A

The above procedure can also be used as a final check of the wholesale order form 5600A.

A review of the blank spaces may reveal an omission that should have been ordered.



# FRONT SEAT TYPES

BODY STYLE	Regular Bench	Notch-Back Bench	Dual Comfort	Strato Bench	Strato Bucket
G		STD	N/A		
N	STD		N/A		
F J		STD	OPT		
B Cloth Upholstery	STD		OPT		
B Leather Upholstery		STD	OPT		
L Cloth Upholstery	STD		S.R.		
L Leather Upholstery		STD	S.R.		
H			N/A		
M	STD		OPT		
P			STD		
R	STD				
S	STD		N/A		

## SEAT SPRING TYPES

CAR SERIES	FRONT		REAR	
	Cushion	Back Rest	Cushion	Back Rest
Calais	Z-Z	Z-Z	Z-Z	Z-Z
De Ville				
Eldorado				
Sixty Special	M	Z-Z	M	Z-Z
Brougham				
"75" Sedan	M	Z-Z	M	M
"75" Limousine	M	M		

Z-Z—Zig-Zag Spring Construction

M—Marshall Type Coil Springs

The above chart shows the types of seat spring construction in the various series. For example, Zig-Zag springs are used in the De Ville Dual Comfort seat cushions, while Marshall

type are in the M and P styles. Seat springs are not interchangeable. This chart is a matter of general information. Also, to show some of the differences between car series.

# BACK REST RELEASE

## A NEW FEATURE—WITH ELECTRIC DOOR LOCKS

In two-door cars the power door lock option includes a new added feature. It is an Electric Back Rest Release.

Opening either door will automatically release both back rest locks. This allows the back rests to be folded forward without the necessity of manually depressing a lock button. The locks remain released while either door is open. Closing of door locks the back rests in their upright position.

With Power Door Locks, this feature applies to all Coupe type seats, notch back, Dual Comfort or Bucket. It is not available with standard door locks.

## MANUAL RELEASE LOCATIONS

In addition to the Electric Back Rest Re-

lease, which is actuated by the door jamb switches, there are also manual release buttons.

On all "C" series two-door cars equipped with electric door locks, the manual release buttons are on the lower outer corner on back of seat back inserts. With standard door locks, the buttons are on upper outboard side of seat backs.

## ELDORADO—NEW LOCATION

On Eldorado cars the manual release is in a new location. It is on the upper center of the back of each front seat back.

Reference to Eldorado seats includes both Strato Bench and Bucket types.

See chart for summary of all Coupe front seat back rest lock release locations.

## MANUAL RELEASE LOCATIONS

Electric Back Rest Release	Lower Outer Corner of Seat Backs	Upper Outboard Side of Seat Backs	Upper Center of Seat Backs
----------------------------	----------------------------------	-----------------------------------	----------------------------

### "C" SERIES

With Electric Door Locks	STD	X	
Standard Door Locks	N/A		X

### ELDORADO

With Electric Door Locks	STD		X
Standard Door Locks	N/A		X



*Leather is . . . comfortable and luxurious.*



# FRONT SEAT ADJUSTERS

REGULAR BENCH SEAT			
BODY STYLES	2-Way Manual	2-Way Power	6-Way Power
G N	STD	N/A	Code Y OPT
F J B	N/A	STD	OPT
L	N/A	STD	OPT
H	N/A	STD	OPT
M	N/A	STD	OPT
P			
R	N/A	STD	OPT
S	N/A	STD	N/A

DUAL COMFORT SEAT			
DRIVER (Left Side)		PASSENGER (Right Side)	
2-Way Power	6-Way Power	2-Way Manual	6-Way Power
	Code Y		Code V
N/A	N/A	N/A	N/A
STD	OPT	STD	OPT
S.R.	S.R.	S.R.	S.R.
N/A	N/A	N/A	N/A
STD	OPT	STD	OPT
STD	OPT	STD	OPT
N/A	N/A	N/A	N/A

## ELDORADO BUCKET SEAT ADJUSTERS

DRIVER		PASSENGER	
2-Way Power	4-Way Power Code Y	2-Way Power	4-Way Power
STD	OPT	STD	N/A

STD—Standard  
N/A—Not Available

OPT—Optional at Extra Charge  
S.R.—Special Request

### CODE V

This is a new code designating the right side front passenger 6-Way Power Seat Adjuster option on Dual Comfort Seat.

### HOW TO ORDER

When a 6-way *passenger* seat adjuster is wanted on a Dual Comfort Seat, a 6-way *driver's* seat adjuster must also be ordered.

Mark both Y and V, or V plus a basic group (which includes Y) on the order form 5600A.

### CODE Y

Represents a 6-Way power adjuster (or 4-Way on Eldorado driver's Bucket) for the following types of front seats:

- 1) Regular Bench.
- 2) Driver's (left side) portion of individually controlled Dual Comfort Seat.
- 3) Eldorado driver's Bucket Seat.

### SWITCH LOCATIONS

All front seat adjuster controls are located at lower left side of seat (including "75" cars)

except passenger dual comfort and bucket seat control is on right side. All seat switches operate independently of the ignition switch.

### FRONT SEAT LOCATION

The brackets that fasten front seats to the floor have forward and rearward locating holes.

At the factory, installation is through the rear holes on all cars except Brougham and Sixty Special.

### ONE INCH MORE LEG ROOM IN M AND P

In the Brougham and Sixty Special, attachment is through the front holes. This provides one inch more leg room in the front of these two styles.

### RELOCATE FOR MORE ROOM

If additional leg room should be wanted in the Calais, De Ville or Eldorado series, the front seat may be relocated through the front holes.

Although this is not a factory option, it is a simple procedure to perform in the Service Department.

# TIRES

## **ELDORADO OPTIONS** **White Side Wall**

Size 9.00-15, double stripe white side wall tires are optional. These are supplied when basic group 1 through 3 or code W is ordered.

## **Higher Mileage H. D.**

In addition to the above regular white side wall option, a Higher Mileage H. D. single stripe white side wall tire option is available by adding code T on the order form in the space captioned **White Wall Tires**.

This does not interfere with ordering groups 1, 2 or 3. A Basic Group may be ordered in the regular way and only code T need be added.

These tires are the size J 78-15 glass fiber-belted construction with 2 ply bias polyester cord.

## **4-PLY SPECIAL HIGH SPEED TIRES—** **NOT RECOMMENDED FOR NORMAL DRIVING**

Cadillac regular option tires are recommended for all normal driving. They combine a balance of performance, handling, traction and smooth-riding qualities.

However, owners whose driving requirements include above normal speeds and loads may be interested in special nylon cord tires designed for high speed driving. They are available at extra charge on special order and are distinguished by a single white stripe. Mark **SPECIAL HIGH SPEED TIRES** on New Car Order. The make is Goodyear.

Before ordering, however, be sure there is an understanding of the effect upon the riding and handling qualities inherent in tires of this type. The customer should be prepared to accept a tolerance for certain nylon characteristics such as temporary flat spotting after a cold start; a reduction in smoothness and softness of a car's riding qualities and a higher noise level.

NOT RADIAL

## **ALL MAKES NOT ALWAYS AVAILABLE**

Tires for Cadillac cars are supplied by four manufacturers in a variety of sizes, plies and black or white side walls. This complexity creates storage problems that make a continual inventory of all makes and types difficult to maintain.

Also, availability problems are encountered since all tires must meet the standards of Cadillac's quality control program. It is realized that some customers designate a tire brand preference which dealers understandably wish to accommodate. However, as a relatively small percentage of such requests can be considered without risking a delay in car production, only in case of customer insistence should tire brands be specified on the car order.

Notwithstanding these situations, Cadillac will endeavor to supply a tire brand option, provided such requests do not exceed 5% of a dealer's orders during a model year.

Black side wall tires are standard equipment on all cars. The sizes and plies are listed in the chart on opposite page.

Because of the extremely small demand, it is not feasible to offer a black wall tire brand option even on a limited basis.

# TIRES

## ELDORADO

Size	Code	
9.00-15		Black wall is standard equipment. 4 ply rating, 2 ply. Tire brand—Goodyear.
9.00-15	W	Double stripe White Wall option. 4 ply rating, 2 ply. Tire brand—Goodyear.
J 78-15	WT	Single stripe White Wall Higher Mileage H.D. option. Load Range B. Tire brand—Goodyear.

## "C" CARS

9.00-15		Black wall is standard equipment. 4 ply rating, 2 ply. Tire brand will depend upon availability at time of production without option.
9.00-15	W	Two stripe White Wall option. 4 ply rating, 2 ply.

## "75" FLEETWOOD

8.20-15		Black wall is standard equipment. 8 ply rating, 4 ply.
8.20-15	W	Two stripe White Wall option. 8 ply rating, 4 ply.

Brand	Codes	Eldorado	"C" & "75" Cars
FIRESTONE DeLuxe Champion	F	N/A	*OPT
GOODRICH Silvertown 660	G	N/A	*OPT
GOODYEAR Power Cushion	Y	STD	*OPT
UNIROYAL Laredo	U		*OPT
GOODYEAR Power Cushion Polyglas	T	OPT	N/A

\*OPTION not to exceed 5% of total dealer orders.



Relax... in a Dual Comfort Seat.



## GENERATORS

Generator Ampere capacities are as follows:

- 55 Amp—Air Conditioned Cars
- 42 Amp—Without Air Conditioning

A 63 Ampere capacity generator is available on special request.

Cars equipped with special features, such as a telephone, or used in pulling trailers may have a need for this higher ampere capacity generator.

To order, type **63 AMP GENERATOR** in Special Features section of order form.

## GEAR RATIOS

GEAR RATIO	CAR SERIES	
2.94-1	682	Calais
	683	De Ville
	680	Sixty Special
	681	Brougham
3.07-1	693	Eldorado
3.21-1	697	Seventy-Five

### NO OPTIONS

Gear Ratios are the same for both Automatic Climate Control equipped cars and those without air conditioning.

The chart above lists the ratios for various series and there are no options.

## GLASS

### STANDARD

*Plain Glass*

#### **SOLID TEMPERED SAFETY PLATE GLASS**

The side and rear windows have curved solid tempered safety plate glass. The rear window in Convertible is also made of curved solid tempered safety plate glass.

#### **LAMINATED SAFETY PLATE GLASS**

Windshield in all cars and the division glass in the Fleetwood Seventy-Five Limousine have laminated safety plate glass.

### OPTIONAL

*Soft Ray—Code E*

#### **SOFT RAY GLASS IS OPTIONAL**

All optional Soft Ray glass is tinted and is used in all windows including the rear window of the Convertible. In addition to the tinting, the upper portion of the Soft Ray windshield is shaded.

The properties of Soft Ray glass absorb some of the infra-red solar heat rays. This has the effect of rejecting a percentage of heat radiation and not allowing it to enter the car. Soft Ray glass is, therefore, recommended whenever Automatic Climate Control is ordered.

# RUBBER FLOOR MATS

CODE	COLOR	Twin Front & Rear			One Piece Front & Rear	Twin Front Only			
		G N Calais	F J B L De Ville	Brougham P 60 Special M	H Eldorado	R "75"	S "75"		
1	White		352	052	452				
			353						
			354						
2	Black	211	311	011	411	711	711		
					410		716		
		251	351	051	451		719		
			347	047	447		726		
			387	087	487		742		
3	Dark Blue	226	326	026	426	726			
			366	066	466				
4	Medium Beige		242	342	042	442	742		
			244	344	044				444
			282	382	082				482
				384	084				484
5	Dark Saddle		346	046	446				
			386	086	486				
6	Medium Aqua	229	329	029	429				
7	Dark Green	231	331	031	431				
			371	071	471				
8	Dark Red			049	488				
			388	088					
9	Dark Gray			016		716			
						719			

## HOW TO ORDER

Use code F or group 8 or 9 to order Rubber Floor Mats. The color will be according to upholstery as listed.

When group 8 or 9 is ordered and a non-standard color Floor Mat is wanted, mark the mat code number under Floor Mats in addition to group 8 or 9. This will override the standard combination.

## NON-STANDARD COLORS

If a color other than the standard combination on the chart is wanted, type code number instead of F.

For example, if with White upholstery Black

mats are preferred, mark number 2 on the order instead of code F.

## FRONT & REAR SETS

As indicated by the captions at the top of the chart, a set of front and rear mats will be furnished on all cars except front only on the "75".

If less than a complete set should be wanted, order such combinations direct from the Parts Warehouse.

## DARK MAUVE INTERIOR

Please note that Black mats are standard with Dk. Mauve upholstery.

# CARPETS

COLORS	CALAIS	DE VILLE		ELDORADO		BROUGHAM & SIXTY SPECIAL		"75"
Black	211 251	311	351 352	411 410	451 452	011	051 052	711
Dk. Gray						016		716 719
Dk. Blue	226	326	353 366	426	466	026	066	726
Med. Aqua	229	329		429		029		
Dk. Green	231	331	371	431	471	031	071	
Med. Flax	242 282	342	382	442	482	042	082	742
Med. Gold	244	344	384	444	484	044	084	
Dk. Cordovan		346	386	446	486	046	086	
Dk. Mauve		347	387	447	487	047	087	
Dk. Red			354 388		488		088	
Dk. Maroon						049		

These charts show the color and type of carpeting used for floor covering and on components above the floor. The areas above the floor include: lower doors, cowl quarters, lower front seat back panel, lower rear quarters on two-

door cars and lower center pillar on four-door styles.

Color of carpet is according to trim code numbers above; type of material is listed below.

	FLOOR CARPET	CARPET MATERIAL ABOVE FLOOR
All Cars Except Calais	100% Nylon Cut Pile	
	Trianon	Tyrol
Calais Series	80% Rayon—20% Nylon Loop Pile	
	Trenton	Travana



*Sell more car per car.*





# HEADLINING

"75"
711
716 719
726
742

COLOR	BEDFORD				TAFFETA				ASCOT		
	Cord Vinyl				Embossed Perforated Vinyl				Soft Plush All Nylon Tricot Fabric		
Black	211	251	311	351	051	410	411	451	011	711	
White	352				052		452				
Lt. Gray									719	016	716
Dk. Blue	226	326		366	066	426	466		026	726	
Med. Aqua	229	329			429				029		
Dk. Green	231	331			071	431	471		031		
Lt. Flax	242	282	342	382	082	442	482		042	742	
Med. Gold	244	344		384	084	444	484		044		
Dk. Cordovan			346	386	086	446	486		046		
Dk. Mauve			347	387	087	447	487		047		
Med. Red			388		088		488				
Dk. Maroon									049		

four-door  
trim code  
listed be-

## HEADLINING MATERIAL

The type and color of headlining material is indicated by the upholstery number in above chart.

## SUN SHADES

In closed cars the color and fabric of sun shades and headlining is the same.

In Convertible the sun shades are vinyl and match the upper instrument panel.

## LANDAU "75" HEADLINING

Fleetwood "75" Landau cars will have Taffeta headlining with all trims (instead of Ascot as indicated on chart above).

## GARNISH MOLDINGS

The windshield pillar and header moldings, rear view mirror support bracket cover are in dark tone to match the instrument panel color.

Garnish moldings along side of headlining and rear window will be in headlining color as indicated on chart under color. This means that there is a color separation at the upper windshield pillar.

For example in a Maroon upholstered Brougham with a special order Lt. Flax headlining, the roof rail and rear window garnish moldings will be Lt. Flax and the header, windshield pillar and rear view mirror bracket support cover will match the instrument panel which is Maroon.

## ASCOT CLOTH

The velvet surface of Ascot headlining material reflects a range of light and dark tones depending upon the angle from which light strikes the nap.

This may help explain a seeming contrast in upholstery and headlining colors.



*Firemist Chalice Gold goes well with a Gold vinyl roof.*



# SEAT BELTS

## **AUTOMATIC LOCKING SEAT BELT RETRACTOR**

A self-adjusting seat belt retractor on the two front outboard belts is standard on all front seats, except the "75" Limousine style S.

This ratchet type retractor automatically adjusts the tension of the belt to a snug fit. A release knob on the housing permits an additional extension of the outboard D-ring strap as desired.

## **MINI BUCKLE**

The buckles for these two-driver and outboard passenger-seat belts are a new "mini" type which are smaller than all the other seat and shoulder belt buckles in the car. The Shoulder and center Seat Belts slide through their buckles for adjustment. These buckles are, therefore, larger than the "mini" type which utilizes the retractor as the adjuster.

## **BELT AND BUCKLE HOLDER**

At the rear center of the front seat cushion, depressed below the top surface is a vinyl receptacle for stowage of seat belt straps and buckles when not in use.

This feature, which is in color to match the upholstery, is standard in all cars except the Calais series, "75" Limousine style S, and Bucket Seat Eldorado.

## **FRONT SHOULDER BELTS**

Shoulder Belts for two occupants are standard equipment on the front seat of all closed cars only. See below for Convertible option.

## **REAR SHOULDER BELTS**

Two sets of Shoulder Belts for the rear seat are optional on all cars. The ordering code is Z.

## **DE VILLE CONVERTIBLE OPTIONS**

The Convertible body style does not have any Shoulder Belts as standard equipment, front or rear.

Two sets of Shoulder Belts are optional for the Convertible front seat—code N. Also, two for the rear seat—code Z.

## **AUXILIARY SEATS IN "75"**

Neither lap nor shoulder belts are available for the auxiliary seats in Fleetwood "75" cars.

## **STOWAGE**

When not in use, the upper part of the Shoulder Belt in all "C" series closed cars and the Eldorado is stowed flat against the roof rail behind two spring clips.

In the "75" Sedan style R, the buckle end of the upper Shoulder Belt, when not in use,

is inserted in a retainer at the lower end of the center pillar.

In the Limousine style S, this retainer is in a space between the side of the front seat back rest and the front door.

## **REAR ATTACHMENT AND STOWAGE**

Rear Shoulder Belt point of attachment in closed cars is to a welded anchor plate on the package shelf.

When not in use, the Shoulder Belts remain in the corner on the package shelf.

## **SHOULDER BELT LENGTHS**

Four different lengths of front outboard Shoulder Belts are used according to body style. See chart on next page.

## **CLOSED CAR LENGTHS**

In all "C" closed and Eldorado bodies, the front outboard belt is anchored to the side roof rail. Two different lengths are used according to body style as shown on the chart.

## **DE VILLE CONVERTIBLE**

The longest belt is required for the Convertible, as it is fastened to the body in the side top well area in back of the rear quarter panel.

## **"75" SHOULDER BELT LENGTH**

The shortest length front outboard belts are used on Fleetwood "75" cars as they are attached to the center pillar below the roof rail. Four colors are available in this size.

## **COLORS**

Shoulder and lap belt colors match the seat inserts except with White leather, they blend with the carpet color.

## **SPECIAL ORDERS**

Attention is called to these various lengths and colors because in certain special orders, a matching color in the proper size may not be available.

For example, a Maroon Shoulder Belt is not available for a Convertible or Fleetwood "75" car. Maroon is not a standard interior color option in these two types of cars. Therefore, a neutral color should be selected for the Shoulder Belts.

In the Convertible, there are three such non-available colors and seven in the "75", as can be determined from the chart.

## **SEAT BELTS (LAP)**

Seat Belts are interchangeable between all body styles; therefore, there is no special order color problem.

# SHOULDER BELT COLOR AVAILABILITY

COLORS	LENGTH OF OUTER BELT			
	36"	42"	72"	33"
	For Styles <b>G N J B</b>	For Styles <b>L H M P</b>	Convertible <b>F</b>	"75" Styles <b>R S</b>
Black	X	X	X	X
Lt. Gray		X		X
Dk. Blue	X	X	X	X
Med. Aqua	X	X		
Dk. Green	X	X	X	
Med. Flax	X	X	X	X
Med. Gold	X	X	X	
Dk. Cordovan	X	X	X	
Dk. Mauve	X	X	X	
Dk. Red	X	X	X	
Dk. Maroon		X		

## CENTER ARM RESTS

STYLES	FRONT	REAR
<b>G-N-F-H</b>	Yes	No
<b>J-B-L-M-P-R</b>	Yes	Yes
<b>S</b>	No	Yes

This chart applies to all seats (bench and Dual Comfort) except Eldorado Bucket Seats with which there is no center arm rest front or rear.



*Relax and Recline in a Dual Comfort Seat . . . story on page 14.*



# ORNAMENTATION

## INTERIOR AND EXTERIOR

In addition to the upholstery material, trim styling, cushion springs, carpets, lighters, interior lights, foot rests, reading lamps, spare tire cover, trunk lining, wheelbase, etc., there are interior and exterior ornamentation differences between car series from Calais to Fleetwood.

## CHARTS

These items are charted on the next two pages which may be used to explain some of the exclusive features of the various series or body styles.

For a better understanding, a clarification of captions on the charts follows.

## INSTRUMENT PANELS

The instrument panel has two basic sections: instrument panel lower and instrument cover. Three types of ornamentation are applied to the insert sections of the panels depending upon the body style. They are 1) Rosewood 2) charcoal and silver design metal and 3) black camera grain texture.

## CLUSTER BEZEL INSERT

This is a Rosewood applique that surrounds the accessory switches and telltales in a rectangular depressed area below the speedometer on the instrument panel. It is on all panels except the Calais.

## UPPER PANEL INSERT

A cove insert area above the glove box.

## STEERING WHEEL, ETC.—BLACK

Regardless of upholstery, the steering wheel, column, pad, shroud and a panel on driver's

car door that houses the windshield wiper control are Black.

A Rosewood insert is in the rim of the steering wheel on all cars except Calais which is Black.

For minimum eye fatigue, by eliminating contrast, these match the soft black background of the instrument section of the panel on driver's side.

## HORN CONTROL

The new steering wheel includes a horn control which will sound the horns by compressing a vinyl inner ring anywhere along the wheel rim.

## OTHER ORNAMENTATION

The Calais has red warning reflector on all doors. All other cars (except "75" rear doors) have combination white courtesy and red warning lamps.

A Cadillac emblem in script is on right side instrument panel insert on all cars.

A wreath and crest emblem is on right front door ahead of Rosewood insert panel and on back of front seat back on styles M, P and R.

## EXTERIOR CHART

In addition to the items listed on page 28, hood emblems on all cars are as follows:

Calais & De Ville—V & Crest

Fleetwood—Wreath & Crest

## SIDE MARKER LAMPS

Front are integral with cornering lamps and the bulb is amber.

Rear are incorporated in the tail lamps, except Eldorado has a separate lamp on the lower rear quarter. It has a crest on a red lens with a bright chrome wreath bezel.

*Firemist Chateau Mauve and Dk. Mauve upholstery complement each other.*

# INTERIOR ORNAMENTATION

Series or Body Style and Type of Upholstery	INSTRUMENT PANELS		STEERING WHEEL		Door and Rear Qtr. Inserts	Accelerator Foot & Park Brake Bezels	Body Sill Plates
	Cluster Bezel Insert	Upper Panel Insert	Pad	Rim Insert			
Calais	Black Camera Grain Texture	Black Camera Grain Texture	Crest	Black	Vinyl	None	Ornate Metal
De Ville closed cars with cloth upholstery	Rosewood	Charcoal & Silver Textured Metal	Crest	Rosewood	Body Cloth	Chrome	Ornate Metal
De Ville cars with leather upholstery and Convertible	Rosewood	Rosewood	Crest	Rosewood	Rosewood	Chrome	Ornate Metal
Eldorado	Rosewood	Rosewood	Wreath & Crest	Rosewood	Rosewood	Chrome	Ornate Metal
Brougham and Sixty Special	Rosewood	Rosewood	Wreath & Crest	Rosewood	Rosewood	Chrome	Buffed Ornate Metal
"75"	Rosewood	Rosewood	Wreath & Crest	Rosewood	Rosewood	Chrome	Buffed Ornate Metal



Listening pleasure is ... the sound of Stereo.



# EXTERIOR ORNAMENTATION

Body Type	Front Fenders	Lower Rear Quarters	Upper Rear Quarters	Side Molding	Trunk Lid		Rear Bumper Insert
					Center	Right Side	
G N	Crest at Rear of Cornering Light Lens	Calais in Script		Spear	V & Crest	Cadillac in Script	Fully Chromed Bumper
F	Crest at Rear of Cornering Light Lens	De Ville in Script		Spear	V & Crest	Cadillac in Script	Textured Design
J	Crest at Rear of Cornering Light Lens	Coupe de Ville in Script		Spear	V & Crest	Cadillac in Script	Textured Design
B	Crest at Rear of Cornering Light Lens	Sedan de Ville in Script		Spear	V & Crest	Cadillac in Script	Textured Design
L	Crest at Rear of Cornering Light Lens	Sedan de Ville in Script		Spear	V & Crest	Cadillac in Script	Textured Design
H	Crest in Front of Cornering Light Lens	Side Marker Lamp		Rocker Panel	Wreath & Crest	Eldorado Plaque	Fully Chromed Bumper
	Eldorado in Block Letters						
M	Crest at Rear of Cornering Light Lens	Wreath & Crest		Rocker Panel	Wreath & Crest		Fleetwood in Coined Letters on Car Color Insert
	Fleetwood in Block Letters						
P	Crest at Rear of Cornering Light Lens		Wreath & Crest Brougham in Script	Rocker Panel	Wreath & Crest		Fleetwood in Coined Letters on Car Color Insert
	Fleetwood in Block Letters						
R S	Crest at Rear of Cornering Light Lens	Wreath & Crest		Spear	Wreath & Crest		Fleetwood in Coined Letters on Car Color Insert
R S Padded Roof Landau Roof	Crest at Rear of Cornering Light Lens	Wreath & Crest	Fleetwood Plaque	Spear	Wreath & Crest		Fleetwood in Coined Letters on Car Color Insert



Add melody with a Trumpet Horn.



# INTERIOR OPTIONS

Rear  
umper  
insert

Fully  
romed  
umper

xtured  
esign

xtured  
esign

xtured  
esign

xtured  
esign

ully  
romed  
umper

two  
oined  
ers on  
Color  
insert

two  
oined  
ers on  
Color  
insert

two  
oined  
ers on  
Color  
insert

two  
oined  
ers on  
C  
sen

*A digest of interior information and trim options by body style is listed on the ensuing 15 pages. This information may be especially useful in selecting specifications of a specific body style and for final checking of the order. A review of the captions will call attention to individual aspects of the body style which should be considered.*

*Some customers prefer to select the interior of the car first and then choose a harmonizing exterior color. For such situations, exterior color recommendations are listed for each upholstery on the trim option charts. You will note that Firemist colors are given priority in the listing to be sure that they are considered first when selecting the exterior color.*

*More maxims about selling options . . . the trend toward color uniformity is an appealing reason for the customer to select an exclusive Firemist exterior . . . Power Door Locks add protection . . . order Automatic Level Control for excellent stability, handling and ride . . . a Dual Comfort Seat custom fits everyone, tall or short . . . a demonstration sells Cruise Control . . . Twilight Sentinel lights the way . . . leather is comfortable and in a De Ville includes Rosewood ornamentation. The Sierra grain leather is dyed through with full natural grain markings. Ostrich leather has a fine Ostrich pattern texture . . . a fully equipped car adds greatly to driving enjoyment.*

**G**  
**N**

CALAIS COUPE

68247

CALAIS HARDTOP SEDAN

68249

**COUPE FRONT SEAT**

A notch-back bench type front seat is standard. The back rests fold forward for easier entrance to and exit from rear seat.

No other type seat is available in the Calais series.

**SEDAN FRONT SEAT**

A bench type, straight-across cushion and back rest front seat is standard without any other option.

**ELECTRIC BACK REST RELEASE**

Power Door Locks, which are now electric, include a new feature in Coupes. It is an automatic release of both back rest locks when either door is opened. It permits folding the back rests forward without manually depressing a lock button.

A manual release is standard if Power Door Locks are not ordered.

**SEAT ADJUSTER**

Two-way manual adjuster is standard. Six-way power adjuster is optional—code Y.

**FIREMIST COLORS**

Five beautifully radiant premium charge Firemist colors are available in addition to the 16 regular option exterior colors.

**VINYL UPHOLSTERY**

An all vinyl Sierra grain upholstery in Black or Lt. Flax is an extra charge production option. Other colors are available on special request. See page 58.

**FLOOR MATS**

Two-piece front and rear rubber floor mats in harmonizing color with the interior are now included in groups 8 and 9. See page 21 for colors and ordering information.

**TRUMPET HORN**

A high C Trumpet Horn option is available which adds a third horn to Calais cars—code H. See page 12.

**SHOULDER BELTS**

Front seat Shoulder Belts are standard. Two sets for the rear are optional.

**EQUIPMENT**

All optional equipment listed on page 13 is available (except Dual Comfort Seat).

**CLOTH UPHOLSTERY**

Decameron cloth is available in six color options. This fabric has an attractive scroll pattern repeating at 2¼".

**TRIM STYLE**

The trim style for both cloth or vinyl is 2" pleats which on the cushion extend across the entire seat. A canted upper bolster section on the back seat is in matching vinyl and is not pleated.

**INSTRUMENT PANELS**

The upper and lower instrument panels are now in the same dark tone colors.

Steering Wheels are all Black.

**CENTER ARM REST**

A vinyl covered center arm rest is standard in the front (none in rear).

**DOOR INSERTS**

This area on upper part of doors is vinyl in color to match the seats.

**CARPETS**

A loop pile—80% rayon, 20% nylon—carpet called Trenton is used for the floor covering. A Travana quality is applied to carpeted areas above the floor. See page 22 for color information.

**HEADLINING**

A ribbed vinyl (called Bedford) is the headlining material. It matches the upholstery color.

**VINYL ROOF**

This is not available on the Calais series.

**SPECIAL INTERIORS**

Listed on pages 52 through 66 are illustrations of special request orders. For customers who may prefer a non-standard interior combination, these suggestions may be helpful.



68247

## CALAIS COUPE

G  
N

68249

## CALAIS HARDTOP SEDAN

CODES	UPHOLSTERY COLOR	SEAT INSERTS	CANTED UPPER BACK REST	INSTRUMENT PANELS	RECOMMENDED EXTERIOR COLORS
211	Black	Decameron	Vinyl	Black	ALL
226	Dk. Blue	Decameron	Vinyl	Dk. Blue	90 10 12 16 24 26
229	Med. Aqua	Decameron	Vinyl	Dk. Aqua	96 12 28
231	Dk. Green	Decameron	Vinyl	Dk. Green	12 18 30 36 40 44
242	Lt. Flax	Decameron	Vinyl	Dk. Flax	97 42 46 48 49
244	Med. Gold	Decameron	Vinyl	Dk. Gold	94 12 36 40 44 46

## Expanded Vinyl at Extra Charge

251	Black	Vinyl	Vinyl	Black	ALL
282	Lt. Flax Ant.	Vinyl	Vinyl	Dk. Flax	97 10 36 42 46 48 49

**VINYL** is in Sierra Grain.

Application includes: Bolsters  
Center Arm Rest  
Door Inserts  
Back of Front Seat Back  
Entire Seat on the Two Vinyl Options

**INSTRUMENT PANEL INSERTS:** Black Camera grain texture.



*Serendipity is ... discovery of the extra driving pleasure  
with a Tilt & Telescope Steering Wheel.*



**FRONT SEAT**

A notch-back bench type front seat is standard.

**DUAL COMFORT SEAT OPTION**

A new Dual Comfort notch-back front seat, providing both driver and passenger with choice of seat adjustment for individual comfort, is optional—code S.

**SEAT ADJUSTERS**

**Standard Seat:** a power 2-way is standard; a power 6-way is optional—code Y.

**Dual Comfort Seat:** *Driver*—a power 2-way is standard; a power 6-way is optional—code Y. *Passenger*—a manual 2-way is standard; power 6-way is optional—code V. However, to order code V, a Y must also be ordered.

Complete seat adjuster information is on page 17.

**ELECTRIC BACK REST RELEASE**

Power Door Locks, which are now electric, include a new feature. It is an automatic release of both back rest locks when either door is opened. It permits folding the back rests forward without manually depressing a lock button.

A manual release is standard if Power Door Locks are not ordered.

**LEATHER UPHOLSTERY**

Ostrich grain leather inserts and Sierra grain bolsters in 11 color combinations are standard upholstery options at no extra charge.

Inserts in Sierra grain and other leather colors may be special ordered.

**TOPS**

Convertible tops are available in the colors indicated below. Liner colors cannot be changed, as the top material is a fusion of four layers of vinyl, fabric, rubber and drill cloth liner. These are bonded into a one-piece fabric at the mill.

Code	Top Color	Liner
1	White	Black
2	Black	Black
3	Dk. Blue	Dk. Blue
5	Cordovan	Flax
6	Flax	Flax

**TOP BOOT**

The color of top boot matches the color of upholstery and not the top material. Top boots are made of two-way stretch coated fabric except when special colors are ordered.

**FIREMIST COLORS**

Five beautifully radiant premium charge Firemist colors are available in addition to the 16 regular option exterior colors.

**FLOOR MATS**

Two-piece front and rear rubber floor mats in harmonizing color with the interior are now included in groups 8 and 9. See page 21 for colors and ordering information.

**SHOULDER BELTS**

Front and rear Shoulder Belts are optional. For front Shoulder Belts, order code N; rear Shoulder Belts, code Z. Color information on page 25.

**EQUIPMENT**

All optional equipment listed on page 13 is available except Rear Window De-Fogger.

**TRIM STYLE**

The De Ville leather trim style is used in the Convertible. Doors and instrument panel have Rosewood insert panels. Details of the trim style are explained on page 8.

**INSTRUMENT PANELS**

The upper and lower instrument panels are now in the same dark tone colors.

Steering Wheels are all Black.

Sun Visors are in dark tone vinyl to match the instrument panel.

**CENTER ARM REST**

Front Seats, either standard or optional Dual Comfort, include a folding center arm rest. Rear seat does not.

**CARPETS**

A fine yarn, all nylon, cut pile carpet called Trianon is used for the floor covering. A Tyrol quality is applied to carpeted areas above the floor. A list of carpet colors is on page 22.

**SPECIAL INTERIORS**

Listed on pages 52 through 66 are illustrations of special request orders. For customers who may prefer a non-standard interior combination, these suggestions may be helpful.

68367

68367

DE VILLE CONVERTIBLE

F

color of  
up boots  
bric ex-

charge  
n to the

or mats  
are now  
21 for

ptional.  
N; rear  
tion on

ge is  
ger.

ed in the  
nel have  
he trim

nels are

o match

optional  
ter arm

st called  
A Tyrol  
bove the  
2.

ill a-  
stomers  
r combi-  
il.

CODES	UPHOLSTERY COLOR	SEAT INSERTS	CANTED UPPER BACK REST	INSTRUMENT PANELS	RECOMMENDED EXTERIOR COLORS
351 or 351S	Black	Ostrich	Sierra	Black	ALL
352 or 352S	White	Ostrich	Sierra	Black	94 96 99 10 12 16 18 28 30 36 40 47 49
353 or 353S	White	Ostrich	Sierra	Dk. Blue	90 24 26
354 or 354S	White	Ostrich	Sierra	Dk. Red	48
366 or 366S	Dk. Blue	Ostrich	Sierra	Dk. Blue	90 12 16 24 26
371 or 371S	Dk. Green	Ostrich	Sierra	Dk. Green	18 30 36 40 44
382 or 382S	Lt. Flax Ant.	Ostrich	Sierra	Dk. Flax	97 36 42 46 49
384 or 384S	Med. Gold Ant.	Ostrich	Sierra	Dk. Gold	94 10 36 40 44 46
386 or 386S	Dk. Cordovan Ant.	Ostrich	Sierra	Dk. Cordovan	94 97 40 42 44 46
387 or 387S	Dk. Mauve	Ostrich	Sierra	Dk. Mauve	99 47
388 or 388S	Med. Red	Ostrich	Sierra	Dk. Red	10 12 16 18 26 48

**BOLSTERS** are in Sierra grain leather.

**DOOR AND INSTRUMENT PANEL INSERTS** are Rosewood.



*The radiance of Firemist sets the car apart.*



# J B

COUPE DE VILLE

68347

HARDTOP SEDAN DE VILLE

68349

## COUPE FRONT SEAT

A notch-back bench type front seat is standard.

## SEDAN FRONT SEAT

A bench type, straight-across cushion and back rest type front seat is standard with cloth upholstery.

A notch-back, coupe type bench seat is supplied in leather trimmed cars. The coupe back rests are secured so they will not fold forward.

## DUAL COMFORT SEAT OPTION

A new Dual Comfort notch-back front seat, providing both driver and passenger with choice of seat adjustment for individual comfort, is optional—code S.

Standard bench or Dual Comfort seats are available in either cloth or leather upholstery.

## SEAT ADJUSTERS

**Standard Seat:** a power 2-way is standard; a power 6-way is optional—code Y.

**Dual Comfort Seat:** *Driver*—a power 2-way is standard; a power 6-way is optional—code Y. *Passenger*—a manual 2-way is standard; power 6-way is optional—code V. However, to order code V a Y must also be ordered.

Complete seat adjuster information is on page 17.

## ELECTRIC BACK REST RELEASE

Power Door Locks, which are now electric, include a new feature in Coupes. It is an automatic release of both back rest locks when either door is opened. It permits folding the back rests forward without manually depressing a lock button.

A manual release is standard if Power Door Locks are not ordered.

## LEATHER UPHOLSTERY

Ostrich grain leather inserts and Sierra grain bolsters in 9 colors in the Coupe and 8 colors in the Hardtop Sedan are offered as standard production options.

Inserts in Sierra grain and other leather colors may be special ordered.

## VINYL ROOF

A cross-grain vinyl covered roof (not padded) with textured halo molding is available in six optional colors.

## FIREMIST COLORS

Five beautifully radiant premium charge Firemist colors are available in addition to the 16 regular option exterior colors.

## FLOOR MATS

Two-piece front and rear rubber floor mats in harmonizing color with the interior are now included in groups 8 and 9. See page 21 for colors and ordering information.

## SHOULDER BELTS

Front seat Shoulder Belts are standard. Two sets for the rear are optional.

## EQUIPMENT

All optional equipment listed on page 13 is available.

## CLOTH UPHOLSTERY

Two cloth patterns are offered in DeVille closed cars. Dardanelle is a damask type fabric available in four colors.

Delphine cloth is also offered in four colors. This is a sateen type material with a woven pattern centered on each back rest pleat seam (three on each side of center section).

## TRIM STYLE

The cloth trim style is different than when upholstered in leather. See page 8.

## INSTRUMENT PANELS

The upper and lower instrument panels are now in the same dark tone colors.

Steering Wheels are all Black.

## CENTER ARM RESTS

Both front and rear seats include a leather covered folding center arm rest. Applies to either standard or Dual Comfort seats.

## DOOR INSERTS

With leather upholstery, the doors and instrument panel have Rosewood inserts. Cloth upholstered cars have cloth door inserts and a charcoal-silver textured insert on the instrument panel.

## CARPETS

A fine yarn, all nylon, cut pile carpet called Trianon is used for the floor covering. A Tyrol quality is applied to carpeted areas above the floor. A list of carpet colors may be found on page 22.

## HEADLINING

A Bedford cord vinyl headlining in color to match the upholstery is standard. See chart on page 23.

## SPECIAL INTERIORS

Listed on pages 52 through 66 are illustrations of special request orders. For customers who may prefer a non-standard interior combination, these suggestions may be helpful.

68347

68349

68347

68349

COUPE DE VILLE

HARDTOP SEDAN DE VILLE

J  
B

Door mats  
are now  
1 for col-

Hard. Two

Age 13 is

DeVille  
pe fabric

Interior colors.  
Even pat-  
ent seam

When

Interior panels are

Leather  
applies to  
s.

and in-  
s. Cloth  
ts and a  
instru-

Set called  
A Tyrol  
above the  
ground on

Color to  
chart on

Illustration  
customers  
or combi-  
ul.

CODES	UPHOLSTERY COLOR	SEAT INSERTS	CANTED UPPER BACK REST	INSTRUMENT PANELS	RECOMMENDED EXTERIOR COLORS
311 or 311S	Black	Dardanelle	Dardanelle	Black	ALL
326 or 326S	Dk. Blue	Delphine	Flair	Dk. Blue	90 10 12 16 24 26
329 or 329S	Med. Aqua	Delphine	Flair	Dk. Aqua	96 12 28
331 or 331S	Dk. Green	Dardanelle	Dardanelle	Dk. Green	12 18 30 36 40 44
342 or 342S	Lt. Flax	Delphine	Flair	Dk. Flax	97 42 46 48 49
344 or 344S	Med. Gold	Dardanelle	Dardanelle	Dk. Gold	94 12 36 40 44 46
346 or 346S	Dk. Cordovan	Dardanelle	Dardanelle	Dk. Cordovan	94 97 40 42 44 46
347 or 347S	Dk. Mauve	Delphine	Flair	Dk. Mauve	99 10 12 16 47

Leather Options at Extra Charge

351 or 351S	Black	Ostrich	Sierra	Black	ALL
352 or 352S	White	Ostrich	Sierra	Black	ALL
366 or 366S	Dk. Blue	Ostrich	Sierra	Dk. Blue	90 12 16 24 26
371 or 371S	Dk. Green	Ostrich	Sierra	Dk. Green	18 30 36 40 44
382 or 382S	Lt. Flax Ant.	Ostrich	Sierra	Dk. Flax	97 36 42 46 49
384 or 384S	Med. Gold Ant.	Ostrich	Sierra	Dk. Gold	94 10 36 40 44 46
386 or 386S	Dk. Cordovan Antique	Ostrich	Sierra	Dk. Cordovan	94 97 40 42 44 46
387 or 387S	Dk. Mauve	Ostrich	Sierra	Dk. Mauve	99 47
388 or 388S	Med. Red	Ostrich	Sierra	Dk. Red	10 12 16 18 48

**BOLSTERS** are Sierra grain leather.

**DOOR INSERTS** are cloth with cloth trim and Rosewood with leather.

**INSTRUMENT PANEL INSERTS:** Charcoal-Silver textured pattern with cloth trim and Rosewood with leather.

**CAUTION—TRIM 371:** Dk. Green leather is not a production option on style B or L.

**FLAIR CLOTH:** The plain sateen part of Delphine upholstery used on seat cushion and canted part of back rest.



*Extra Coupe convenience is an Electric Back Rest Release. It comes with Power Door Locks.*



**FRONT SEAT**

A bench type, straight-across cushion and back rest type front seat is standard with cloth upholstery.

A notch-back, coupe type bench seat is supplied in leather trimmed cars. The coupe back rests are secured so they will not fold forward.

**DUAL COMFORT SEAT - SPECIAL ORDER**

The Dual Comfort seat is not a regular option on this body style. It is available in either cloth or leather upholstery on special request.

**SEAT ADJUSTERS**

**Standard Seat:** a power 2-way is standard; a power 6-way is optional—code Y.

**Dual Comfort Seat:** *Driver*—a power 2-way is standard; a power 6-way is optional—code Y. *Passenger*—a manual 2-way is standard; power 6-way is optional—code V. However, to order code V a Y must also be ordered.

Complete seat adjuster information is on page 17.

**LEATHER UPHOLSTERY**

Ostrich grain leather inserts and Sierra grain bolsters in 6 colors are offered as standard production options.

Inserts in Sierra grain and other leather colors may be special ordered.

**CAUTION:** Codes 371, 386 and 387 are not production options. They are available on special request.

**VINYL ROOF**

A cross-grain vinyl covered roof (not padded) with textured halo molding is available in six optional colors.

**FIREMIST COLORS**

Five beautifully radiant premium charge Firemist colors are available in addition to the 16 regular option exterior colors.

**FLOOR MATS**

Two-piece front and rear rubber floor mats in harmonizing color with the interior are now included in groups 8 and 9. See page 21 for colors and ordering information.

**SHOULDER BELTS**

Front seat Shoulder Belts are Standard. Two sets for the rear are optional.

**EQUIPMENT**

All optional equipment listed on page 13 is available.

**CLOTH UPHOLSTERY**

Two cloth patterns are offered in De Ville closed cars. Dardanelle is a damask type fabric available in four colors.

Delphine cloth is also offered in four colors. This is a sateen type material with a woven pattern centered on each back rest pleat seam (three on each side of center section).

**TRIM STYLE**

The cloth trim style is different than when upholstered in leather. See page 8.

**INSTRUMENT PANELS**

The upper and lower instrument panels are now in the same dark tone colors.  
Steering Wheels are all Black.

**CENTER ARM RESTS**

Both front and rear seats include a leather covered folding center arm rest. Applies to standard or special order Dual Comfort seats.

**DOOR INSERTS**

With leather upholstery, the doors and instrument panel have Rosewood inserts. Cloth upholstered cars have cloth door inserts and a charcoal-silver textured insert on the instrument panel.

**CARPETS**

A fine yarn, all nylon, cut pile carpet called Trianon is used for the floor covering. A Tyrol quality is applied to carpeted areas above the floor. A list of carpet colors may be found on page 22.

**HEADLINING**

A Bedford cord vinyl headlining in color to match the upholstery is standard. See chart on page 23.

**SPECIAL INTERIORS**

Listed on pages 52 through 66 are illustrations of special request orders. For customers who may prefer a non-standard interior combination, these suggestions may be helpful.

page 13 is

De Ville  
type fabricour colors.  
a woven  
leat seam

han when

panels are

a leather  
plies to  
rt seats.s and in-  
ts. Cloth  
rts and a  
e instru-et called  
A Tyrol  
bove the  
found oncolor to  
chart onill ra-  
stomers  
r combi-  
ul.

CODES	UPHOLSTERY COLOR	SEAT INSERTS	CANTED UPPER BACK REST	INSTRU- MENT PANELS	RECOMMENDED EXTERIOR COLORS
311	Black	Dardanelle	Dardanelle	Black	ALL
326	Dk. Blue	Delphine	Flair	Dk. Blue	90 10 12 16 24 26
329	Med. Aqua	Delphine	Flair	Dk. Aqua	96 12 28
331	Dk. Green	Dardanelle	Dardanelle	Dk. Green	12 18 30 36 40 44
342	Lt. Flax	Delphine	Flair	Dk. Flax	97 42 46 48 49
344	Med. Gold	Dardanelle	Dardanelle	Dk. Gold	94 12 36 40 44 46
346	Dk. Cordovan	Dardanelle	Dardanelle	Dk. Cordovan	94 97 40 42 44 46
347	Dk. Mauve	Delphine	Flair	Dk. Mauve	99 10 12 16 47

## Leather Options at Extra Charge

351	Black	Ostrich	Sierra	Black	ALL
352	White	Ostrich	Sierra	Black	ALL
366	Dk. Blue	Ostrich	Sierra	Dk. Blue	90 12 16 24 26
382	Lt. Flax Ant.	Ostrich	Sierra	Dk. Flax	97 36 42 46 49
384	Med. Gold Ant.	Ostrich	Sierra	Dk. Gold	94 10 36 40 44 46
388	Med. Red	Ostrich	Sierra	Dk. Red	10 12 16 18 48

**BOLSTERS** are Sierra grain leather.**DOOR INSERTS** are cloth with cloth trim and Rosewood with leather.**INSTRUMENT PANEL INSERTS:** Charcoal-Silver textured pattern with cloth trim and Rosewood with leather.**FLAIR CLOTH:** The plain sateen part of Delphine upholstery used on seat cushion and canted part of back rest.**DUAL COMFORT SEAT:** This is a special request option on this body style.**LEATHER 371, 386 and 387** which are Coupe de Ville options are special request on this body style.

*Leather upholstery is... an extra value now and at trade-in time.*



**FRONT SEAT**

A Strato bench seat is standard. It has a notch back with a free standing center arm rest.

Strato refers to the compact styling of the backrest. It is designed similar to aircraft seats.

**BUCKET SEATS**

Individual Strato type front Bucket Seats in Black or Lt. Flax leather with a center console are optional.

Bucket Seats in cloth or other leather colors are available on special request.

Recliners are not available on any type of seat—bench or bucket.

**SEAT ADJUSTERS**

A 2-way electric power seat adjuster is standard.

A 6-way power seat adjuster is optional.

On Bucket Seats, a 2-way power seat adjuster is standard on both seats. An optional 4-way driver's Bucket Seat adjuster is available.

Complete seat adjustment information is on page 17.

**ELECTRIC BACK REST RELEASE**

Power Door Locks, which are now electric, include a new feature. It is an automatic release of both back rest locks when either door is opened and permits folding the back rests forward without manually depressing a lock button.

A manual release is standard if Power Door Locks are not ordered.

**LEATHER UPHOLSTERY**

Sierra Grain leather on both inserts and bolsters in 9 colors are offered as standard production options.

Inserts in Ostrich grain and other colors may be special ordered.

**VINYL ROOF**

A padded, cross-grain vinyl covered roof with a chrome bead and color halo molding, is optional in six colors.

**FIREMIST COLORS**

Five beautifully radiant premium charge Firemist colors are available in addition to the 16 regular option exterior colors.

**FLOOR MATS**

One-piece front and rear rubber floor mats in harmonizing color with interior are now included in groups 8 and 9. See page 21 for colors and ordering information.

**SHOULDER BELTS**

Front seat Shoulder Belts are standard. Two sets for the rear are optional.

**EQUIPMENT**

All optional equipment listed on page 13 is available.

Because of front wheel drive, the Controlled Differential is not available on the Eldorado.

**CLOTH UPHOLSTERY**

A choice of 9 cloth upholstery options in two patterns are available: code 410 Gray herringbone and 8 colors in striped Dubonnet cloth.

**TRIM STYLES**

Leather and code 410 have 2" pleats. Dubonnet cloth is upholstered in a narrower 1 1/4" pleat style and stripes are horizontal.

Bucket Seats will be in 2" pleated style with either cloth or leather upholstery.

**INSTRUMENT PANELS**

The upper and lower instrument panels are now in the same dark tone colors.

Steering Wheels are all Black.

**CENTER ARM REST**

A vinyl covered center arm rest is standard in the front (none in rear).

**DOOR INSERTS**

A Rosewood grain insert is on doors and instrument panel with either cloth or leather upholstery.

**CARPETS**

A fine yarn, all nylon, cut pile carpet called Trianon is used for the floor covering. Tyrol quality is applied to carpeted areas above the floor. Carpet colors may be found on page 22.

**HEADLINING**

A perforated Tafetta vinyl headlining in color to match the upholstery is standard. See chart on page 23.

**SPECIAL INTERIORS**

Listed on pages 52 through 66 are illustrations of special request orders. For customers who may prefer a non-standard interior combination, these suggestions may be helpful.



67347

69347

ELDORADO

H

CODES	UPHOLSTERY COLOR	SEAT INSERTS	INSTRUMENT PANELS	RECOMMENDED EXTERIOR COLORS
410	Oxford Gray	Dominion	Black	ALL
411	Black	Dubonnet	Black	ALL
426	Dk. Blue	Dubonnet	Dk. Blue	90 12 16 24 26
429	Med. Aqua	Dubonnet	Dk. Aqua	96 12 28
431	Dk. Green	Dubonnet	Dk. Green	12 18 30 36 40 44
442	Med. Flax	Dubonnet	Dk. Flax	97 42 46 48 49
444	Med. Gold	Dubonnet	Dk. Gold	94 12 36 40 44 46
446	Dk. Cordovan	Dubonnet	Dk. Cordovan	94 97 40 42 44 46
447	Dk. Mauve	Dubonnet	Dk. Mauve	99 10 12 16 47

Bolsters are Sierra grain vinyl.

Code 442 cloth upholstery presents a darker overall appearance than some of the other interior components such as: doors, head restraints, headlining, laces, front seat back panel. These parts match the light tone stripe of the cloth, creating an attractive semi two-tone effect.

#### Leather Options at Extra Charge

451 or 451B	Black	Sierra	Black	ALL
452	White	Sierra	Black	ALL
466	Dk. Blue	Sierra	Dk. Blue	90 16 24 26
471	Dk. Green	Sierra	Dk. Green	18 30 36 40 44
482 or 482B	Lt. Flax Ant.	Sierra	Dk. Flax	97 36 42 46 49
484	Med. Gold Ant.	Sierra	Dk. Gold	94 10 36 40 44 46
486	Dk. Cordovan Ant.	Sierra	Dk. Cordovan	94 97 40 42 44 46
487	Dk. Mauve	Sierra	Dk. Mauve	99 47
488	Med. Red	Sierra	Dk. Red	10 12 16 18 48

Inserts and Bolsters are Sierra grain leather.



*Distinctive is . . . a French seam on the Eldorado padded roof.*



# P M

FLEETWOOD BROUGHAM

68169

FLEETWOOD SIXTY SPECIAL

68069

## BROUGHAM FRONT SEAT

A new Dual Comfort notch-back front seat, providing both driver and passenger with choice of seat adjustment for individual comfort, is standard at no extra charge.

## SIXTY SPECIAL FRONT SEAT

A bench type straight-across cushion and back rest front seat is standard.

The Dual Comfort seat is optional.

## SEAT ADJUSTERS

### Brougham

**Driver:** a power 2-way is standard; a power 6-way is optional—code Y.

**Passenger:** a manual 2-way is standard; power 6-way is optional—code V. However, to order Code V a Y must also be ordered.

### Sixty Special

**Standard Seat:** power 2-way is standard; power 6-way is optional—code Y.

**Dual Comfort Seat:** same as Brougham. Complete seat adjuster information is on page 17.

## LEATHER UPHOLSTERY

Sierra grain leather is used on both inserts and bolsters. Inserts in Ostrich grain may be special ordered. Three-pillow back rest style is used when trimmed in leather.

## VINYL ROOF

On the Brougham a padded, cross grain, vinyl covered roof with a chrome bead and color halo molding is standard at no extra charge. Six color options are available. It is not available on style M.

## FIREMIST COLORS

Five beautifully radiant premium charge Firemist colors are available in addition to the 16 regular option exterior colors.

## FLOOR MATS

Two-piece front and rear rubber floor mats in harmonizing color with the interior are now included in groups 8 and 9. See page 21 for colors and ordering information.

## SHOULDER BELTS

Front seat Shoulder Belts are standard. Two sets for the rear are optional.

## EQUIPMENT

All optional equipment listed on page 13 is available.

## TRIM STYLES

Two trim styles: 1) an all cloth, two pillow back rest style, and 2) a three pillow back rest type are available.

The all cloth style has pique stitching on both the back rest and cushion. It is offered in three colors of Dubonnet cloth.

Three pillow styling is used with the other seven cloth or leather options.

## INSTRUMENT PANELS

The upper and lower instrument panels are now in the same dark tone colors.

Steering Wheels are all Black.

## CENTER ARM RESTS

Both front and rear seats include a folding center arm rest.

## DOOR INSERTS

Both cloth and leather upholstered cars have Rosewood inserts on doors and instrument panels.

## CARPETS

A fine yarn, all nylon, cut pile carpet called Trianon is used for the floor covering. A Tyrol quality is applied to carpeted areas above the floor. A list of carpet colors may be found on page 22.

## HEADLINING

Ascot cloth headlining is used with cloth trims; perforated Taffeta vinyl in leather upholstered cars.

## BROUGHAM FEATURES

Exclusive features without extra charge on the Brougham include: Dual Comfort Seat, padded vinyl roof, Brougham insignia, folding foot rests, adjustable reading lamps in rear quarters.

## SPECIAL INTERIORS

Listed on pages 52 through 66 are illustrations of special request orders. For customers who may prefer a non-standard interior combination, these suggestions may be helpful.

68169

68169

FLEETWOOD BROUGHAM.

P

68069

68069

FLEETWOOD SIXTY SPECIAL

M

page 13 is

two pillow  
back rest

trimming on  
offered in

the other

panels are

a folding

cars have  
instrument

pet called  
. A Tyrol  
above the  
found on

with cloth  
rather up-

charge on  
port Seat,  
a, folding  
s in rear

are cus-  
r custom-  
l interior  
e helpful.

CODES	UPHOLSTERY COLOR	SEAT INSERTS	INSTRUMENT PANELS	RECOMMENDED EXTERIOR COLORS
011 or 011S	Black	Devereaux	Black	ALL
029 or 029S	Med. Aqua	Devereaux	Dk. Aqua	96 12 28
031 or 031S	Dk. Green	Dumont	Dk. Green	12 18 30 36 40 44
044 or 044S	Med. Gold	Devereaux	Dk. Gold	94 10 12 36 40 44 46
046 or 046S	Dk. Cordovan	Dumont	Dk. Cordovan	94 97 40 42 44 46
047 or 047S	Dk. Mauve	Devereaux	Dk. Mauve	99 12 16 47
049 or 049S	Dk. Maroon	Dumont	Dk. Maroon	99 10 12 16 18 47 48 49

The above trims will be in 3-pillow style with a Sierra grain leather center section.

**All Cloth Options**

016 or 016S	Lt. Gray	Dubonnet	Dk. Gray	10 16 18 26
026 or 026S	Dk. Blue	Dubonnet	Dk. Blue	90 10 12 16 24 26
042 or 042S	Med. Flax	Dubonnet	Dk. Flax	97 42 46 48 49

All Cloth options will be 2-pillow style with pique stitch design on back rest and cushion.

Code 016 and 042 cloth upholstery presents a darker overall appearance than some of the other interior components such as: doors, head restraints, headlining, laces, front seat back panel. These parts match the light tone stripe of the cloth, creating an attractive semi two-tone effect.

**Leather Options at Extra Charge**

051 or 051S	Black	Sierra	Black	ALL
052 or 052S	White	Sierra	Black	ALL
066 or 066S	Dk. Blue	Sierra	Dk. Blue	90 12 16 24 26
071 or 071S	Dk. Green	Sierra	Dk. Green	18 30 36 40 44
082 or 082S	Lt. Flax Ant.	Sierra	Dk. Flax	97 42 46 49
084 or 084S	Med. Gold Ant.	Sierra	Dk. Gold	94 10 36 40 44 46
086 or 086S	Dk. Cordovan Ant.	Sierra	Dk. Cordovan	94 97 40 42 44 46
087 or 087S	Dk. Mauve	Sierra	Dk. Mauve	99 47
088 or 088S	Med. Red	Sierra	Dk. Red	10 12 16 18 48

Leather options will have 3-pillow back rest trim style.

# "75" FLEETWOOD

## TWO BODY STYLES

When ordering a Fleetwood "75" be sure the difference between the two available body types is definitely understood and the correct one—R or S—is ordered.

## LIMOUSINE STYLE S

The Limousine has a glass partition that lowers into the center division. Front seat upholstery is Black leather in 2" pleated styling which is a contrast to the rear compartment trim style.

It does not have a front center arm rest. A power two-way seat adjuster is standard without option. The seat is attached to the center pillars which does not permit an up and down movement of the front seat.

Front doors do not have wood inserts and the door pull strap is shorter than the Sedan style R. A reading lamp, similar to the rear compartment roof lamps, is located in the center of the windshield header. It is controlled

by the headlamp switch which also turns the instrument panel lights on and off.

## SEDAN STYLE R

Front and rear compartments are in matching trim style and cloth material.

The front seat has a center arm rest and a 6-way power adjuster is optional. Front doors have Rosewood inserts and a long pull strap compared to a shorter one in the Limousine.

## FRONT SEAT BELTS

The Sedan R, has a self-adjusting seat belt retractor on the two front outboard belts. Mini buckles are a part of these belts.

On the Limousine S, the adjustment is at the buckle with spring roller spool-type retractors.

## MAJOR DIFFERENCES

The preceding are the major differences between the Sedan and Limousine body types. Following information applies to both styles except as indicated.

## AUXILIARY SEATS

Both body types have forward-facing auxiliary seats that fold against the front seat back. They are upholstered in the same material as the rear seat.

## AUXILIARY SEAT ADJUSTMENT

An adjustment to provide more leg room for auxiliary seat passengers is possible.

Turning an Allen adjustment screw at the base of the auxiliary seat supports will pivot the seat rearward, thereby providing more leg room.

When altering the adjustment, a minimum of 6¼" between rear cushion and auxiliary seat is recommended.

The April 1968 issue of the Cadillac Service-man, page 16, has detailed adjustment instructions.

## REAR ASH TRAYS

Each rear door arm rest has two ash trays. One is in the forward end for the convenience of auxiliary seat passengers. The second ash tray is at the rear of the arm rest and includes a lighter.

This means there are four ash trays and two lighters in the rear compartment.

## WOOD PANELS

Rosewood panels are a feature of the rear doors and quarters of both styles. The Sedan also has panels on the front doors and style S has a panel across the center division.

## ASSIST STRAPS

The Sedan has a one piece horizontal assist

strap across the back of front seat. It is anchored in the center. Two individual horizontal straps are on the Limousine.

An assist loop is on each rear pillar post on both R and S styles.

## OUTSIDE REAR VIEW MIRROR

A right side outside rear view mirror is standard on "75" cars and, therefore, factory installed.

It is not available for factory installation on any other body style.

## POWER DOOR LOCKS

In Sedan style R, when Power Door Locks are ordered, the control switches are on both front door arm rests. Either switch will lock and unlock all four doors in the same manner as the other series four-door cars.

In the Limousine S, the switches are on the left front door side arm rest and on the right rear door wood insert. The rear switch will lock and unlock all four doors.

However, the front switch will lock all four doors, but it cannot unlock any door—front or rear. To open either front door from the front compartment, the door lock rod must be raised manually.

When in locked position, the free wheeling Passenger Guard Door Locks prevent opening doors with the inside door handle.

In a Limousine S, with Power Door Locks, the right rear door pull strap is shorter than the strap on left door. This provides space on the Rosewood insert for the Power Door Lock switch.

*Cadillac*

**1969 EQUIPMENT**

**OPTIONS**

**BASIC GROUPS**

**Group 1**

<b>1</b>	RADIO, AM-FM STEREO (NOT ON "75") U58	<b>1</b>	<b>Group 2</b>		
<b>2</b>	RADIO, AM-FM U69		<b>2</b>	<b>Group 3</b>	
<b>3</b>	RADIO, AM U65			<b>3</b>	<b>Group 4</b> ("75" ONLY)
<b>4</b>	RADIO, AM REAR CONTROL ("75" ONLY) U67				<b>4</b>
<b>W</b>	TIRES, WHITEWALL P26	<b>W</b>	<b>W</b>	<b>W</b>	<b>W</b>
<b>E</b>	GLASS, SOFT RAY A01	<b>E</b>	<b>E</b>	<b>E</b>	<b>E</b>
<b>D</b>	DOOR EDGE GUARDS B93	<b>D</b>	<b>D</b>	<b>D</b>	<b>D</b>
<b>K</b>	AUTOMATIC CLIMATE CONTROL C61	<b>K</b>	<b>K</b>	<b>K</b>	<b>STD</b>
<b>Y</b>	SEAT ADJUSTER, POWER FRONT 6-WAY BENCH A42 OR DRIVER'S DUAL COMFORT AG1 4-WAY DRIVER'S BUCKET A46	<b>Y</b>	<b>Y</b>	<b>Y</b>	<b>Y</b> EXCEPT STYLE S

**EQUIPMENT GROUPS**

**Group 8**

<b>M</b>	DOOR LOCKS, POWER—4 DOORS AU3
<b>M</b>	DOOR LOCKS & SEAT BACK RELEASE, POWER—2 DOORS AU3
<b>Q</b>	STEERING WHEEL, TILT & TELESCOPE N37
<b>F</b>	FLOOR MATS, RUBBER—FRONT & REAR Y28
<b>J</b>	TWILIGHT SENTINEL T82
<b>S</b>	TRUNK LOCK, REMOTE CONTROL A90
<b>B</b>	DE-FOGGER, REAR WINDOW C50
<b>C</b>	CRUISE CONTROL (ELECTRIC) K30
<b>C</b>	CRUISE CONTROL (VACUUM) Eldorado Only K30

**Group 9**

<b>M</b>	DOOR LOCKS, POWER—4 DOORS AU3
<b>M</b>	DOOR LOCKS & SEAT BACK RELEASE, POWER—2 DOORS AU3
<b>Q</b>	STEERING WHEEL, TILT & TELESCOPE N37
<b>F</b>	FLOOR MATS, RUBBER—FRONT & REAR Y28
<b>J</b>	TWILIGHT SENTINEL T82
<b>S</b>	TRUNK LOCK, REMOTE CONTROL A90
<b>B</b>	DE-FOGGER, REAR WINDOW C50
<b>C</b>	CRUISE CONTROL (ELECTRIC) K30
<b>C</b>	CRUISE CONTROL (VACUUM) Eldorado Only K30
<b>U</b>	HEADLAMP CONTROL, GUIDE-MATIC T80

**ORDER INDIVIDUALLY**

<b>S</b>	DUAL COMFORT SEAT AM6
<b>B</b>	BUCKET SEAT (Eldorado Only) A51
<b>V</b>	SEAT ADJUSTER, POWER FRONT 6-WAY PASSENGER DUAL COMFORT AG2 (Only when Code Y ordered)
<b>L</b>	LICENSE FRAME—ONE V50
<b>O</b>	LICENSE FRAMES—TWO V51
<b>P</b>	FILLER PLATE VK1
<b>T</b>	HIGHER MILEAGE H.D. WHITEWALL TIRES (Eldorado Only) PT3
<b>G</b>	CONTROLLED DIFFERENTIAL G80 (Not on Eldorado)
<b>L</b>	LEVEL CONTROL, AUTOMATIC G67
<b>H</b>	TRUMPET HORN U88
<b>A</b>	SEAT WARMER C33 C34 ("75" REAR)
<b>Z</b>	SHOULDER BELTS, REAR AS4
<b>N</b>	SHOULDER BELTS, FRONT A85 (Convertible Only)

**NOTICE**

**B**—De-fogger is standard on "75" and not available on Convertible.  
**S**—Dual Comfort Seat is standard on Brougham.  
**L**—Level Control is standard on all Fleetwood cars.

# SEATS

## HIGH BACK RESTS

All cars (except front seat in style S) have new high profile forward-canted back rest seats.

## FRONT SEAT TYPES

Five front seat types are standard or optional on the various body styles. They are called:

- Regular Bench
- Notch Back Bench
- Dual Comfort
- Strato Bench
- Strato Bucket

The chart on opposite page lists the body styles on which these front seats are available.

## DUAL COMFORT

A new Dual Comfort notch back, divided front seat, providing both driver and passengers with a choice of seat adjustment for individual comfort, is standard on the Fleetwood Brougham.

It is optional on the Sixty Special and all De Ville cars except style L.

Not available on the Eldorado.

This seat is divided at the left side of center arm rest, so that approximately 40% of its width is for the driver and 60% for passengers (room for 3 occupants). A full center arm rest is attached to the passengers' section of back rest with an open space above, creating a "notch back" effect. In coupes, the back rests fold forward; in sedans they are secured.

On coupe styles equipped with power door locks, the back rests include an electric back rest release.

## DUAL COMFORT SEAT ADJUSTERS

Each side is separately adjustable by a standard 2-way power adjuster for the driver's and a 2-way manual type for the passengers' section. 6-way power adjuster is optional for both driver and passenger sections.

However, to order a 6-way passenger seat

adjuster, code V, a 6-way driver's seat adjuster (code Y or a Basic Group) must also be ordered.

## RECLINING POSITION

A semi-reclining position may be created in a passenger seat equipped with a 6-way adjuster by tilting the back rest rearward and lowering rear of cushion to its lowest point.

## REGULAR BENCH

A regular bench seat has a one piece straight-across back rest and cushion. It is standard on all four-door cars except:

Leather upholstered De Villes have a notch back bench.

The Brougham has a Dual Comfort Seat.

## NOTCH BACK BENCH

This seat has a regular straight-across bench cushion with individual back rests separated by a free standing center arm rest. An open space above the center arm rest gives it the "notch back" appearance. It is also called the "coupe type" seat because it is the standard in two-door cars except Eldorado. In Coupes, the individual back rests fold forward.

The notch back seat is also standard in leather upholstered De Ville four-door Sedans, except that the back rests are secured to prevent folding forward.

## STRATO BENCH

This Eldorado seat has a straight-across bench cushion with individual strato type back rests.

## BUCKET SEATS

These are individual strato type Bucket Seats with a center console. They are only available on the Eldorado in Black or Lt. Flax leather.

Recliners are not available on any seats—Bucket or Bench.

Bucket Seats are not available on any other body style, even on special order.




Beauty is . . . a Firemist color.



# "75" FLEETWOOD

body types  
 turns the  
 in match-  
 rest and a  
 front doors  
 pull strap  
 ousine.  
 g seat belt  
 belts. Mini  
 it is at the  
 retractors.  
 es. Follow-  
 eat. It is  
 du hori-  
 ar post on  
 mirror is  
 e, factory  
 allation on  
 oor Locks  
 e on both  
 will lock  
 e manner  
 re on the  
 the right  
 h will lock  
 k all four  
 -front or  
 the front  
 be raised  
 wheeling  
 t opening  
 or Locks,  
 rter than  
 s on  
 oor Lock

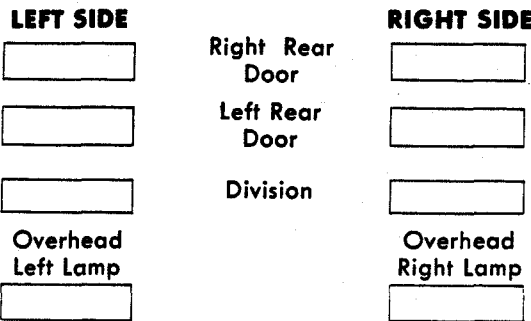


### THIRD KEY FOR LIMOUSINE

The Limousine S has a separate key for the right rear door lock. It is different from the ignition. This means that the limousine has a third exclusive key number for the curb side rear door.

### REAR CONTROLS

The Limousine S has three power window controls plus an overhead lamp button located above the rear quarter arm rests. Following chart shows their location and items they operate.



In the Sedan R, the division switch is omitted, but the remaining buttons operate as shown above.

### POWER WINDOW CONTROLS

In the Limousine style S, four window control switches on the driver's door arm rest operate the car windows.

The front windows can be raised and lowered by these controls, but the rear windows may only be raised and not lowered from the front compartment.

There is a two-position lock-out switch on the left front side arm rest which prevents movement of any windows when in lock position or with ignition switch off.

### SEDAN CONTROLS

The same window control operations apply to the Sedan style R, except that the rear door windows may be lowered as well as raised.

### TWO CLIMATE CONTROL SYSTEMS

Standard equipment in the "75" includes two separate front and rear Automatic Climate Control systems with individual controls.

The front installation is similar to "C" series cars with control on instrument panel.

The rear system is entirely separate with its own sensors, blowers and evaporator. It also includes an automatic rear window de-fogger.

### REAR DE-FOGGER

A built-in feature of the Automatic Climate Control system in "75" cars is a rear window de-fogger.

Two circular openings on the rear shelf cir-

culate air against the inside of rear window when the rear Automatic Climate Control system is in "heater" mode. Air flow blades are automatically activated and are not manually controllable. No rear de-fogger switch is, therefore, necessary.

### REAR CONTROL RADIO

An AM Radio with controls located under a hinged cover in right rear side arm rest is a "75" option.

AM-FM radio is not available with rear controls. Stereo Radio is not available in either front or rear.

A Tape Player is available from Parts Warehouses for dealer installation (not factory). It is adaptable to any Cadillac radio: AM or AM-FM.

### PADDED ROOF

A choice of six colors is available for a Padded Vinyl Roof option.

### LANDAU ROOF

A Landau Roof option includes blocked rear quarters, with or without Landau Bows, and small or regular size rear window. See page 45 for order illustration.

### RUBBER FLOOR MATS

Twin mats for the front compartment are available as a factory equipped option.

### TRIM STYLES

Two trim styles are available:

1. A 3-pillow back rest.
2. A 2-pillow style with an exposed pique stitch design on both back rest and seat cushion.

The style depends upon the fabric selection.

3-Pillow	2-Pillow
	716
711	726
719	742

The center section of seats is cloth except 711 is leather.

### LEATHER FRONT IN R

It is not practical to upholster the Sedan front compartment in leather because the charge would be greater than the price difference between the Limousine and Sedan.

And a leather upholstered Sedan (costing more than the Limousine) will not include a glass division.

### CLOTH FRONT AND REAR

In a "75" Limousine S, the same cloth fabric used to upholster the rear compartment may be substituted for the Black leather on the front seat. See page 46 for more details.

# FLEETWOOD "75"

## FEATURES AND EQUIPMENT

### *Extra Charge Options*

		STYLES	
		R	S
	Padded Roof	X	X
	Landau Roof	X	X
L	License Frame—One	X	X
O	License Frames—Two	X	X
W	White Wall Tires	X	X
2	Radio, AM-FM	X	X
3	Radio, AM	X	X
4	Radio, AM—Rear Control	X	X
E	Glass, Soft Ray	X	X
D	Door Edge Guards	X	X
Y	6-Way Seat Adjuster	X	
M	Power Door Locks	X	X

		STYLES	
		R	S
Q	Tilt & Telescope Steering Wheel	X	X
F	Floor Mats—Front	X	X
J	Twilight Sentinel	X	X
S	Trunk Lock—Remote Control	X	X
C	Cruise Control	X	X
U	Headlamp Control	X	X
G	Controlled Differential	X	X
H	Trumpet Horn	X	X
A	Seat Warmer—Rear	X	X
Z	Shoulder Belts—Rear	X	X
NOT AVAILABLE			
1	Stereo Radio		

### *Standard Features*

	STYLES	
	R	S
Axle Gear Ratio—3.21-1	X	X
Arm Rest—Front Center	X	
Arm Rest—Rear Center	X	X
Ash Receivers (2) Lighter (1) in Each Rear Door Arm Rest	X	X
Assist Straps on Division	X	X
Automatic Climate Control	X	X
Auxiliary Seats—Two Front Facing	X	X
Courtesy Lamps Below Rear Door Armrest	X	X
De-Fogger, Rear Window	X	X
Division Glass		X
Foot Rests—Two Adjustable	X	X
Head Restraints	X	X
Leather Front Seat		X
Level Control, Automatic	X	X
Loop Assist Strap on Rear Pillars	X	X
Marshall Type Coil Seat Springs	X	X
Outside Left & Right Rear View Mirrors	X	X

	STYLES	
	R	S
Reading Lamps in Headlining Air Conditioning Vents	X	X
Reading Spotlight in Front Compartment Header		X
Rosewood Paneling: Front Door Inserts	X	
Rear Door Inserts	X	X
Rear Quarters	X	X
Back of Division		X
Instrument Panel	X	X
Seat Adjuster Front—Power 2-Way	X	X
Seat Belts: 3 Sets Front 3 Sets Rear	X	X
Shoulder Belts—2 Sets Front	X	X
Third Key Operates Right Rear Door		X
Tires—8.20-15, 8 Ply Rating, 4 Ply Black	X	X
Warning & Courtesy Lamps on Front Doors	X	X
Window Controls—Power	X	X



# LANDAU ROOF

## Special Request

SHIP TO CODE (B)		DEALER CODE (A)		STYLE NO. <b>69733</b>		S-80-40 SEAT AM6	SEAT ADJUSTER	LICENSE FRAMES (1) V50 (2) V51	FILLER PLATE VK1	ORDER GROUPS HERE	WHITEWALL TIRES P26 HIGHER MILEAGE H-DPT3	RADIO - 1-2-3-4	GLASS-SOFT RAY AO1	DOOR EDGE GUARDS B93	AUTOMATIC CLIMATE CONTROL C61	SEAT ADJUSTER	DOOR LOCKS-PWR. AU3	T. & T. STEERING WHEEL N37	FLOOR MATS Y28	TWILIGHT SENTINEL T82	TRUNK LOCK A90	DE-FOGGER C50	CRUISE CONTROL K30	HEADLAMP CONTROL T80	CONT. DIFFERENTIAL EXCEPT ELDORADO G80	LEVEL CONTROL G67	TRUMPET HORN UB8	SEAT WARMER C33 REAR (75) C34	SHOULDER BELTS A54 FRONT	SHOULDER BELTS A85
ORDER NO.	COLOR	TOP	TRIM	S-B	V	L-O	P	1-2 3-4	B-9	W-T	E	D	K	Y	M	Q	F	J	S	B	C	U	G	L	H	A	Z	Z		
S	10	0	711																											

V 6-WAY PASS. 60-40 AG2  
(ONLY WHEN 6-WAY DRIVER'S ADJ. ORDERED)

1-STEREO U58  
3-AM U65

2-AM-FM U69  
4-REAR CONT. U67

Y 6-WAY BENCH A42  
6-WAY DRIVER'S 60-40 AG1  
4-WAY DRIVER'S BUCKET A46

PLEASE REFER TO OPTIONAL SPECIFICATIONS BOOK FOR ADDITIONAL ORDERING INFORMATION.

### SPECIAL FEATURES

TRIM	HEADLINING	SPECIAL EXTERIOR COLOR	PRODUCTION DATE
INSTRUMENT PANELS	LACES	<b>Landau Roof 2</b> <b>Landau Bows</b>	FINANCE THROUGH
CARPETS	SEATS ONLY		G.M.A.C.
INSERTS	S.R. NO.		CASH
BOLSTERS			O.D.C.

UNDERSIGNED DEALER CERTIFIES THAT HE HAS CURRENT ARRANGEMENT WITH AN O.D.C. FINANCER AND THAT SETTLEMENT SHOULD BE MADE THROUGH SUCH O.D.C. FINANCER.

## LANDAU ROOF

To add a distinctive formal appearance to the Fleetwood "75", a Landau Roof option is offered. This treatment includes blocking in the rear quarter windows, padding and covering the roof with vinyl, reducing the size of the rear window and attaching fully chromed Landau bows on the rear quarters.

## OPTIONS

When a Landau Roof is ordered, the following changes may be specified:

1. Omit Landau Bows
2. Retain regular rear window size

The illustrated order is for a Landau Roof with a Black, code 2, vinyl cover.

## SMALL REAR WINDOW SIZE

The trapezoid small rear window size is approximately:

Width at top ..... 20"  
Width at bottom ..... 22"  
Height ..... 8¾"

## HEADLINING

Taffeta perforated vinyl headlining material will be used with all trims on the Landau.

## EXTERIOR ORNAMENTATION

A FLEETWOOD plaque on the vinyl upper rear quarters and a wreath and crest on the lower quarters are distinctive Landau emblems.

The wreath and crest also appears on the lower rear quarters of standard "75" cars.

## PADDED ROOF

A padded roof only may be ordered by marking a top color number under TOP on the order form.

## AVAILABILITY

The availability of Landau Roof cars will vary depending upon the number of unfilled orders at the time compared to production capacity.

This is especially significant early in the model year when the volume of such orders is usually the largest.

STYLES	
R	S
X	X
X	X
X	X
X	X
X	X
X	X
X	X
X	X
X	X
X	X

STYLES	
R	S
X	X
	X
X	
X	X
X	X
	X
X	X
X	X
	X
X	X
X	X
X	X

# CLOTH FRONT

Special Request

SHIP TO CODE (B)		DEALER CODE (A)		STYLE NO. <b>69733</b>	S-60-40 SEAT AM6 B - BUCKET SEAT A51	SEAT ADJUSTER	LICENSE FRAMES (1) V50 (2) V51	FILLER PLATE VK1	ORDER GROUP HERE ↓	WHITEWALL TIRES P26 HIGHER MILEAGE H-DPT3	RADIO - 1-2-3-4	GLASS-SOFT RAY AO1	DOOR EDGE GUARDS B93	AUTOMATIC CLIMATE CONTROL C61	SEAT ADJUSTER	DOOR LOCKS-PWR. AU3	T. & T. STEERING WHEEL N37	FLOOR MATS Y28	TWILIGHT SENTINEL T82	TRUNK LOCK A90	DE-FOGGER C50	CRUISE CONTROL K30	HEADLAMP CONTROL T80	CONT. DIFFERENTIAL EXCEPT EL DORADO G80	LEVEL CONTROL G67	TRUMPET HORN UB8	SEAT WARMER (75) C34	REAR SHOULDER BELTS A54	FRONT SHOULDER BELTS A85
ORDER NO.	COLOR	TOP	TRIM	S-B	V	L-O	P	1-2 3-4	8-9	W-T	▲	E	D	K	Y	M	Q	F	J	S	B	C	U	G	L	H	A	Z	R
S			X																										

V 6-WAY PASS. 60-40 AG2  
(ONLY WHEN 6-WAY DRIVER'S ADJ. ORDERED)

1-STEREO U58  
3-AM U65      4-AM-FM U69  
4-REAR CONT. U67

Y 6-WAY BENCH A42  
6-WAY DRIVER'S 60-40 AG1  
4-WAY DRIVER'S BUCKET A46

PLEASE REFER TO OPTIONAL SPECIFICATIONS BOOK FOR ADDITIONAL ORDERING INFORMATION.

## SPECIAL FEATURES

TRIM	HEADLINING	SPECIAL EXTERIOR COLOR	PRODUCTION DATE
<b>726</b>		<b>Cloth Front and Rear</b>	
INSTRUMENT PANELS	LACES		FINANCE THROUGH
CARPETS	SEATS ONLY		G.M.A.C.
INSERTS	S.R. NO.		CASH
BOLSTERS			O.D.C.
			UNDERSIGNED DEALER CERTIFIES THAT HE HAS CURRENT ARRANGEMENT WITH AN O.D.C. FINANCER AND THAT SETTLEMENT SHOULD BE MADE THROUGH SUCH O.D.C. FINANCER.

### CLOTH FRONT AND REAR

In a "75" Limousine S, the same cloth fabric used to upholster the rear compartment may be substituted for the Black leather on the front seat.

### TRIM STYLE

The cloth front seat trim will be 2" pleats similar to the leather style.

### FRONT DOORS

The front doors will be Sedan R type which includes Rosewood panels and lower carpet in door color.

### CARPETS AND INSTRUMENT PANELS

These will be Black regardless of the seat and door color. The steering wheel is of course Black in all cars.

The instrument panel could be specified in a color other than Black, however, because there is no carpet option, a Black instrument panel will harmonize with the carpet and steering wheel.

The carpet on lower part of front doors will be in door color which may contrast the Black floor covering.

# "75" SUPPLY AND DEMAND

The demand for "75" cars is, of course, greatest upon new model introduction. However, there is a ceiling limiting the daily volume that can be produced so that although the highest rate is scheduled during the early months, it does not always meet demand.

## 8 MONTH CYCLE

Bodies for "75" cars are manufactured in a separate semi-custom plant devoted to low volume production.

It also serves as a pilot plant for all General Motors new models starting about the middle of April each year.

This is a distinct advantage to Cadillac and its dealers because it permits concentrating the production of a year's supply of "75" cars to about 8 months, while retaining a highly skilled work force by providing continuous year round employment.

It also allows an advance "clean up" period compared to other cars.

## SALES PROMOTION

Cadillac is very interested in promoting the sale of these prestigious top-of-the-line cars that actually have no domestic car competition.

Therefore, manufacturing is scheduled to meet maximum demand periods within available production capacity.

This explanation is offered for a better understanding of the objectives and limitations that affect the availability of the "75" Limousine and Sedan.

## TIME AND PRICE FACTORS

The following are facts which are presented to prevent misunderstanding of the price for a special color interior, which in 1968 was \$1700.00 and required a lead time of 3 to 4 months.

## SPECIAL HANDLING

In addition to the basic cloth or leather, many other color-keyed components are required to produce a special color Fleetwood "75" interior. These range from injection molded vinyl to thread and buttons.

Most of these special parts must be machine made on a one-time basis. This means that labor costs for setting up such machines to produce only one or two individual pieces become very costly.

## MACHINE SET UP

For example, medium Gold, which is not a standard "75" interior color, will need a pair of air duct grille assemblies for installation in the headlining.

These are molded rubber and to make them in Gold, regular production must be interrupted, the machine cleaned, Gold compound mixed and two pieces molded.

After these are made, the machine must be re-cleaned for standard colors.

## PROCUREMENT OF A SINGLE PART INVOLVES MANY PLANTS

Another example of the time and effort required to procure a part which has to be made special concerns an item called "windlace." This is a rope shaped, fabric covered, sponge

rubber filler which is used as an air seal around each door.

To secure this in a non-standard color, a small quantity of yarn in the proper color must be ordered from a mill in Carolina. This is then sent to a fabricating company in New England for weaving into a formed lace. Upon completion, it is shipped to the body assembly plant in Detroit.

An occasional small order of this kind is, of course, not the "bread-and-butter" work of these plants and, therefore, has difficulty in receiving priority.

Other such parts that require individual attention are assist straps on the rear pillars, the small door over the controls in the rear side arm rests, carpets, etc. A delay in any one of these will hold up production of the entire car.

## CONCLUSION

If, notwithstanding these lead time and price considerations, a special color interior is to be ordered, please advise immediately the specifications wanted so that the ordering procedure may be started.

## "75" LEAD TIME

Because more lead time is required to produce "75" cars, standard specification orders for each month's allotment should be submitted during the first third of the previous month.

FRONT SHOULDER BELTS ABS

seat  
urse  
  
in a  
here  
anel  
ring  
  
wi"  
lac

# SPECIAL ORDERS

## THE SPECIAL REQUEST PROGRAM

To accommodate individuals who may have a preference for a non-standard interior, a Special Request Order program is available.

Under this plan, a special upholstery combination may be ordered to meet the specifications of the most discriminating customer. This is another example of Cadillac's long established tradition of "serving customer needs." Although most customers will select one of the 205 standard trim options, the fact that a special upholstery can be ordered contributes to the enhancement of Cadillac's prestige as a luxury car with unequalled value and desirability.

This plan is not intended to supplement the total of regular trim options for speculative variety or stock purposes. It is, as mentioned above, designed to provide the most discriminating customer with a means of ordering a non-standard upholstery combination to meet a personal choice. The order will be handled expeditiously within the limits of manufacturing capacity and volume of such orders at any given time.

## CONQUEST SALES

Because competition cannot match it, the Cadillac salesman should take advantage of the availability of this custom service to make "conquest sales" which perhaps could not be made otherwise.

## TIME REQUIRED

Any non-standard order requires special handling and, therefore, is subject to an understandable additional waiting period. Its availability cannot be predicted in advance with the precision of regular option cars.

Also, the number of special orders on hand fluctuates which can vary the production time of the order.

Special orders are released on a "first-come, first-served" basis. This means there is no opportunity for shortening the time required for manufacture.

Completion and delivery of a presold order in the shortest possible time is the prime objective of all concerned.

## ELDORADO TAKES LONGER

Eldorado upholstery is cut and sewed in the Detroit Fleetwood plant. However, the body is now assembled in Ohio.

This entails extra transportation time to transfer materials between Michigan and Ohio. It is a factor that will increase the production time of special Eldorado orders.

## ACKNOWLEDGMENT OF ORDERS

Special orders are acknowledged with an estimated production date marked on a reproduced copy of the order which is returned to dealers via their zone office.

## FOLLOW-UP YOUR ORDER

To be sure that the special order has reached the Central Office, it is recommended that dealers follow-up if acknowledgment copy not received in 10 days.

## IT CAN HAPPEN

An order can be overlooked, misplaced and not forwarded to the Central Office. For these reasons, the follow-up procedure is important and recommended.

Due to its custom-oriented manufacturing methods, Cadillac produces more individual special feature cars than any other GM car division.

## X INSTEAD OF 000

A single X mark in the trim space on the order form now identifies a special interior order. The usual specifications in the special features section are continued.

This change is the result of more sophisticated computer systems which need only one space instead of the 000 previously required to identify a special trim.

Double zero (00) is still applicable for special color orders.

# LEATHER

rior, a Special

specifications  
ublished tradi-  
205 standard  
enhancement

or speculative  
iscriminating  
et a personal  
capacity and

## ORDERS

red with an  
l on a repro-  
returned to

## ER

has reached  
end that  
it copy not

placed and  
For these  
important

ufacturing  
individual  
GM car

se on the  
l interior  
e special

sophisti-  
only one  
quired to

able for

Colors	Codes	OSTRICH GRAIN				SIERRA GRAIN	
		Convertible F	Coupe J	Hardtop Sedan B	Sedan L	FLEETWOOD	
						Eldorado H	60 Special M Brougham P
Black	351	N/C	STD	STD	STD	STD	STD
White—Black Carpet	352	N/C	STD	STD	STD	STD	STD
White—Blue Carpet	353	N/C					
White—Red Carpet	354	N/C					
White—Aqua Carpet	355						
Gray	356					N/A	
Dk. Blue	366	N/C	STD	STD	STD	STD	STD
Med. Aqua	369						
Dk. Green	371	N/C	STD			STD	STD
Lt. Flax Antique	382	N/C	STD	STD	STD	STD	STD
Med. Gold Antique	384	N/C	STD	STD	STD	STD	STD
Dk. Cordovan Antique	386	N/C	STD	STD		STD	STD
Dk. Mauve	387	N/C	STD	STD		STD	STD
Med. Red	388	N/C	STD	STD	STD	STD	STD
Dk. Maroon	389					N/A	

## LEGEND

N/C	No Charge	STD	Standard Option—Extra Charge
N/A	Not Available		Special Request—Extra Charge



Level Control keeps the headlights out of on-coming driver's eyes.



# ORDER EXAMPLES

## EXAMPLES

The order illustrations on pages 52 through 66 are examples of non-standard upholstery and color orders. They represent some of the most frequently ordered combinations.

Spaces, representing 8 major components of an interior are captioned on the SPECIAL FEATURES section of the order form 5600A.

Upholstery code numbers marked in these spaces will determine the color and type of material to be applied to the area covered by the caption.

When ordering a special interior combination or exterior color, be guided by the illustrations shown on the ensuing pages. This will contribute to a correct understanding of the special features wanted and expedite the processing of the order without further clarification.

## BUTTONS

The following is an explanation of purpose of buttons on certain upholstery styles and why they should not be omitted.

For example, the De Ville trim style includes oblong buttons on the back rest. In addition to their decorative effect, these buttons, which have a 1½" long prong with an oblong shaped head, serve to tie down the upholstery fabric and help retain the original trim design.

## MACHINE PUNCHED LEATHER

Leather upholstery is "die cut" to size, which means a machine stamps out the various parts in correct shapes for upholstering the seats.

The die includes a cut-out for piercing the button holes. Therefore, to omit such buttons, requires hand cutting the leather to avoid making the holes.

Omitting the buttons would entail extra hand labor to cut the upholstery, plus special handling of the order.

## DOOR PANELS

Door panels which include the arm rest are a molded unit with a framed insert section

above the arm rest. This means that except for the insert, the entire interior door panel is a single color of vinyl material.

## DE VILLE DOORS

Depending upon the upholstery on De Ville cars, the door insert is in cloth or Rosewood.

## H, M & P DOORS

In the Eldorado, Brougham and Sixty Special the insert is Rosewood and it cannot be replaced by any other material such as cloth or vinyl.

The lower part of door panels is carpeted.

## PAST MODEL UPHOLSTERY

Interiors in colors or fabrics not currently in production cannot be furnished.

Past model materials, special color fabrics or materials to be supplied by the customer cannot be used unless it should match a current interior color.

In addition to the basic insert upholstery material, many other components are needed to complete a harmonious interior. Vinyl and pre-fabricated plastic parts, carpets, laces—even the thread—are color-keyed to the regular interior color options and small quantities of these parts in special color are not obtainable. For these reasons, the selection of fabrics must be confined to the available options in the upholstery sample book.

## TRIM STYLES NOT INTERCHANGEABLE

Upholstery styling is not interchangeable between series.

## INITIALS S. R.

The initials S. R. stand for "Special Request." They appear on special orders and invoices, representing a price for invoicing purposes. This is a matter of information.

# COLOR RESTRICTED COMPONENTS

COLORS	① DOOR PULLS	② BUTTONS	③ HEAD- LINING	④ SHOULDER BELTS	⑤ ELDORADO
White	G N				
Lt. Gray	G N F J B L	J B L	Ascot Cloth or Plain Vinyl	G J	See Copy Below
Dk. Cordovan	G N				
Dk. Mauve	G N				
Med. Red	G N				
Dk. Maroon	G N F J B L	J B L	Ascot Cloth or Plain Vinyl	G J	See Copy Below

## ALL COLORS NOT AVAILABLE

Some pre-fabricated, woven or vacuum formed interior components are exclusive to certain body styles.

Consequently, such parts are not available in the full range of interior colors and a neutral color must be substituted.

The chart above indicates the colors of components and the body styles on which they are not available.

### ① DOOR PULLS

For example, door pulls are different in each series from Calais to Fleetwood. Therefore, in a White vinyl Calais interior an available Calais color such as Black must be used. Note that this applies to Lt. Gray and Dk. Maroon in De Ville cars.

### ② BUTTONS

A De Ville closed car upholstered in Lt. Gray Dubonnet or Dk. Maroon Dumont cloths will have vinyl covered oblong buttons. Ordinarily, these are cloth covered.

### ③ HEADLINING

As shown on the chart, some colors will have Ascot cloth headlining instead of the standard Bedford or Tafetta vinyl material. The headlining in a cloth trimmed body will be Ascot cloth; with leather or vinyl, it will be a plain coated fabric.

With Gray or Maroon leather upholstery in styles M and P, the headlining will be plain vinyl.

### ④ SHOULDER BELTS

In a Lt. Gray or Dk. Maroon interior, a neutral color for the Shoulder Belts should be selected. If not indicated on the order, choice will be made at the plant.

### ⑤ ELDORADO LIMITATIONS

Lt. Gray and Dk. Maroon—colors which are available in the "C" line—can only be furnished for the seat covers in the Eldorado.

This means the remainder of the interior must be in an available Eldorado color. For example, Maroon leather seats could be combined with a basic Black interior. The headlining, garnish moldings, vinyl windshield pillar moldings, doors, back of front seat back panel, carpets, instrument panels, rear shelf, shoulder belts would all be Black. In summary, the body contact seat surface only would be Maroon.

# LEATHER IN DE VILLE

## Special Request

SHIP TO CODE (B)		DEALER CODE (A)		STYLE NO. <b>68349</b>		S-60-40 SEAT AM6	B - BUCKET SEAT A51	LICENSE FRAMES (1) V50 (2) V51	FILLER PLATE VK1	ORDER GROUPS HERE ↓	WHITEWALL TIRES P26 HIGHER MILEAGE H-DPT3	RADIO - 1-2-3-4	GLASS-SOFT RAY AO1	DOOR EDGE GUARDS B93	AUTOMATIC CLIMATE CONTROL C61	SEAT ADJUSTER	DOOR LOCKS-PWR. AU3	T. B. T. STEERING WHEEL N37	FLOOR MATS Y28	TWILIGHT SENTINEL T82	TRUNK LOCK A90	DE-FOGGER C50	CRUISE CONTROL K30	HEADLAMP CONTROL T80	CONT. DIFFERENTIAL EXCEPT ELDORADO G80	LEVEL CONTROL G67	TRUMPET HORN UB8	SEAT WARMER C33 (75) C34	REAR SHOULDER BELTS A54	FRONT SHOULDER BELTS A85
ORDER NO.	COLOR	TOP	TRIM	S-B	V	L-O	P	1-2 3-4	B-9	W-T	▲	E	D	K	Y	M	O	F	J	S	B	C	U	G	L	H	A	Z	Z	
<b>B</b>			<b>X</b>																											
V 6-WAY PASS. 60-40 AG2 (ONLY WHEN 6-WAY DRIVER'S ADJ. ORDERED)				1-STEREO U58 3-AM U65				2-AM-FM U69 4-REAR CONT. U67				Y 6-WAY BENCH A42 6-WAY DRIVER'S 60-40 AG1 4-WAY DRIVER'S BUCKET A46																		

PLEASE REFER TO OPTIONAL SPECIFICATIONS BOOK FOR ADDITIONAL ORDERING INFORMATION.

SPECIAL FEATURES			PRODUCTION DATE	
TRIM	HEADLINING	SPECIAL EXTERIOR COLOR		
<b>371</b>				
INSTRUMENT PANELS	LACES		FINANCE THROUGH	
			G. M. A. C.	
CARPETS	SEATS ONLY		CASH	
			O. D. C.	
INSERTS	S. R. NO.		UNDERSIGNED DEALER CERTIFIES THAT HE HAS CURRENT ARRANGEMENT WITH AN O. D. C. FINANCER AND THAT SETTLEMENT SHOULD BE MADE THROUGH SUCH O. D. C. FINANCER.	
BOLSTERS				

### SPECIAL LEATHER COLORS

Non-standard leather colors may be ordered on special request. Some colors or combinations are optional on certain body styles but not others.

The example shown is one such color—Dk. Green. It is optional on the Convertible and Coupe De Ville, but must be special ordered on the Sedan or Hardtop.

### NOTCH BACK FRONT SEAT

When upholstered in leather, De Ville four door cars will have a notch back Coupe type front seat. Cloth upholstered Sedans have a straight across back rest.

The Coupe seat has a free-standing center arm rest and individual back rests which in

Sedans are anchored to prevent folding forward.

### DUAL COMFORT SEAT

Regardless of body style or upholstery (cloth or leather) the Dual Comfort Seat will have a notch back.

### SEDAN SEAT

A bench type seat with a straight across backrest can be supplied at extra charge in a leather upholstered Sedan if so specified.

### OSTRICH GRAIN

Unless otherwise requested, Ostrich grain leather inserts and Sierra grain bolsters will be supplied in De Ville cars.



# LEATHER IN P OR M

Special Request

C33	SEAT WARMER (75) C34
A	REAR SHOULDER BELTS A54
Z	FRONT SHOULDER BELTS A85

SHIP TO CODE (B)		DEALER CODE (A)		STYLE NO. <b>68169</b>		S-60-40 SEAT AM6	SEAT ADJUSTER	LICENSE FRAMES (1)V50 (2)V51	FILLER PLATE VK1	ORDER GROUPS HERE ↓	WHITEWALL TIRES P26 HIGHER MILEAGE H-DPT3	RADIO - 1-2-3-4	GLASS-SOFT RAY AO1	DOOR EDGE GUARDS B93	AUTOMATIC CLIMATE CONTROL C61	SEAT ADJUSTER	DOOR LOCKS-PWR. AU3	T. B. T. STEERING WHEEL N37	FLOOR MATS Y28	TWILIGHT SENTINEL T82	TRUNK LOCK A90	DE-FOGGER C50	CRUISE CONTROL K30	HEADLAMP CONTROL T80	CONT. DIFFERENTIAL EXCEPT ELDOORADO G80	LEVEL CONTROL G67	TRUMPET HORN UB8	SEAT WARMER (75) C33	REAR SHOULDER BELTS A54	FRONT SHOULDER BELTS A85
ORDER NO.	COLOR	TOP	TRIM	S-B	V	L-O	P	1-2-3-4	B-9	W-T	A	E	D	K	Y	M	O	F	J	S	B	C	U	G	L	X	A	Z	Z	
P			X S V												Y															

V 6-WAY PASS. 60-40 AG2 (ONLY WHEN 6-WAY DRIVER'S ADJ. ORDERED)

1-STEREO U58 2-AM-FM U69  
3-AM U65 4-REAR CONT. U67

Y 6-WAY BENCH A42  
6-WAY DRIVER'S 60-40 AG1  
4-WAY DRIVER'S BUCKET A46

PLEASE REFER TO OPTIONAL SPECIFICATIONS BOOK FOR ADDITIONAL ORDERING INFORMATION.

### SPECIAL FEATURES

TRIM	HEADLINING	SPECIAL EXTERIOR COLOR	PRODUCTION DATE
089			
INSTRUMENT PANELS	LACES		FINANCE THROUGH
CARPETS	SEAT'S ONLY		G.M.A.C.
INSERTS	S.R. NO.		CASH
BOLSTERS			O.D.C.

UNDERSIGNED DEALER CERTIFIES THAT HE HAS CURRENT ARRANGEMENT WITH AN O.D.C. FINANCER AND THAT SETTLEMENT SHOULD BE MADE THROUGH SUCH O.D.C. FINANCER.

### TRIM STYLE

Leather upholstered Brougham and Sixty Special cars will be in three-pillow back rest style.

### FRONT SEAT TYPE

The Brougham front seat will be Dual Comfort type with a notch back; the Sixty Special will have a regular bench type with a straight across back rest unless an extra charge Dual Comfort seat is ordered.

### LEATHER COLORS

There are three leather colors that are not

standard production options which may be special ordered.

- Maroon 089
- Med. Aqua 069
- Lt. Gray 056

In addition, various carpet and two-tone combinations may be ordered.

### LEATHER GRAIN

Standard finish on both leather inserts and bolsters in styles H, M and P is Sierra grain. Ostrich grain inserts may be substituted on special order.

ling for-

y (cloth have a

across ge in a l.

l in e

# MAXIMUM LEATHER

## Special Request

SHIP TO CODE (B)		DEALER CODE (A)		STYLE NO. <b>69347</b>		S-60-40 SEAT AM6	ORDER GROUPS HERE	WHITEWALL TIRES P26 HIGHER MILEAGE H-DPT3	RADIO - 1-2-3-4	GLASS-SOFT RAY AO1	DOOR EDGE GUARDS B93	AUTOMATIC CLIMATE CONTROL C61	SEAT ADJUSTER	DOOR LOCKS-PWR. AU3	T. & T.	STEERING WHEEL N37	FLOOR MATS Y28	TWILIGHT SENTINEL T82	TRUNK LOCK A90	DE-FOGGER C50	CRUISE CONTROL K30	HEADLAMP CONTROL T80	CONT. DIFFERENTIAL EXCEPT EL DORADO G80	LEVEL CONTROL G67	TRUMPET HORN UB8	SEAT WARMER (75) C34	REAR SHOULDER BELTS A54	FRONT SHOULDER BELTS A85	
ORDER NO.	COLOR	TOP	TRIM	S-B	V	L-O	P	1-2-3-4	6-9	W-T	A	R	D	K	Y	M	Q	F	J	S	B	C	G	L	X	A	Z	Z	
<b>H</b>			<b>X</b>																										

V 6-WAY PASS. 60-40 AG2  
(ONLY WHEN 6-WAY DRIVER'S ADJ. ORDERED)

1-STEREO U58      2-AM-FM U69  
 3-AM U65      4-REAR CONT. U67

Y 6-WAY BENCH A42  
 6-WAY DRIVER'S 60-40 AG1  
 4-WAY DRIVER'S BUCKET A46

PLEASE REFER TO OPTIONAL SPECIFICATIONS BOOK FOR ADDITIONAL ORDERING INFORMATION.

### SPECIAL FEATURES

TRIM	HEADLINING	SPECIAL EXTERIOR COLOR	PRODUCTION DATE
<b>451</b>		<b>Maximum Leather</b>	
INSTRUMENT PANELS	LACES		
CARPETS	SEATS ONLY		
INSERTS	S. R. NO.		
BOLSTERS			
			FINANCE THROUGH
			G. M. A. C.
			CASH
			O. D. C.
UNDERSIGNED DEALER CERTIFIES THAT HE HAS CURRENT ARRANGEMENT WITH AN O. D. C. FINANCER AND THAT SETTLEMENT SHOULD BE MADE THROUGH SUCH O. D. C. FINANCER.			

### LEATHER TRIM

Leather implies the use of vinyl for certain interior components. However, if a substitution of leather on all possible areas is desired, "Maximum Leather" may be specified.

### MAXIMUM LEATHER

Leather will be applied in place of vinyl on the seat cushion skirt, sides of back rests, side

of center arm rests, front seat back insert and on De Ville Sedans, the section above rear center arm rest and top face of rear seat back rest.

### EXTRA CHARGE

The extra charge for Maximum Leather is higher than the schedule of M.S.R. prices for regular special leather. It may be ordered on all cars except Calais.

# DUAL COMFORT SEAT

Special Request

SEAT WARMER (75) C33	REAR SHOULDER BELTS AS4	FRONT SHOULDER BELTS A85
A	Z	N

SHIP TO CODE (B)		DEALER CODE (A)		STYLE NO. <b>68369</b>		S-60-40 SEAT AM6	B-BUCKET SEAT AS1	SEAT ADJUSTER	LICENSE FRAMES (1) V50 (2) V51	FILLER PLATE VK1	ORDER GROUPS HERE	WHITEWALL TIRES P26 HIGHER MILEAGE H-DPT3	RADIO - 1-2-3-4	GLASS-SOFT RAY AO1	DOOR EDGE GUARDS B93	AUTOMATIC CLIMATE CONTROL C61	SEAT ADJUSTER	DOOR LOCKS-PWR. AU3	T. & T.	STEERING WHEEL N37	FLOOR MATS Y28	TWILIGHT SENTINEL T82	TRUNK LOCK A90	DE-FOGGER C50	CRUISE CONTROL K30	HEADLAMP CONTROL T80	CONT. DIFFERENTIAL EXCEPT EL DORADO G80	LEVEL CONTROL G67	TRUMPET HORN UB8	SEAT WARMER (75) C33	REAR SHOULDER BELTS AS4	FRONT SHOULDER BELTS A85
ORDER NO.	COLOR	TOP	TRIM	S-B	V	L-O	P	1-2 3-4	6-9	W-Y	▲	E	D	K	Y	M	O	F	J	S	B	C	U	G	L	H	A	Z	Z			
L			X S V												Y																	
V 6-WAY PASS. 60-40 AG2 (ONLY WHEN 6-WAY DRIVER'S ADJ. ORDERED)				1-STEREO U58 3-AM U65				2-AM-FM U69 4-REAR CONT. U67				Y 6-WAY BENCH A42 6-WAY DRIVER'S 60-40 AG1 4-WAY DRIVER'S BUCKET A46																				

PLEASE REFER TO OPTIONAL SPECIFICATIONS BOOK FOR ADDITIONAL ORDERING INFORMATION.

### SPECIAL FEATURES

TRIM	HEADLINING	SPECIAL EXTERIOR COLOR	PRODUCTION DATE
<b>351</b>			
INSTRUMENT PANELS	LACES		FINANCE THROUGH
CARPETS	SEATS ONLY		G.M.A.C.
INSERTS	S.R. NO.		CASH
BOLSTERS			O.D.C.

UNDERSIGNED DEALER CERTIFIES THAT HE HAS CURRENT ARRANGEMENT WITH AN O.D.C. FINANCER AND THAT SETTLEMENT SHOULD BE MADE THROUGH SUCH O.D.C. FINANCER.

### NOT STANDARD

The Dual Comfort seat is not a standard option in the Sedan de Ville, Style L. It may be special ordered in either cloth or leather upholstery, code S.

### FRONT SEAT ADJUSTERS

The Dual Comfort seat, standard and optional adjusters are:

- Driver
  - Standard-2-way power
  - Optional-6-way power-code Y

### Passenger

- Standard-2-way manual
- Optional-6-way power-code V

However, the 6-way passenger option must always include a 6-way driver seat option, codes VY.

### V WITHOUT Y NOT AVAILABLE

A combination of 6-way passenger (V only) with a standard 2-way driver adjuster is not available.

Insert and rear center-back rest.

Leather is available for all



# TWO-TONE COMBINATIONS

## Special Request

SHIP TO CODE (B)		DEALER CODE (A)		STYLE NO. <b>68347</b>		S-60-40 SEAT AM6 B - BUCKET SEAT AS1 SEAT ADJUSTER		LICENSE FRAMES (1) V50 (2) V51 FILLER PLATE VK1		ORDER GROUPS HERE ↓		WHITEWALL TIRES P26 HIGHER MILEAGE H-DPT3		RADIO - 1-2-3-4		GLASS-SOFT RAY A01		DOOR EDGE GUARDS B93		AUTOMATIC CLIMATE CONTROL C61		SEAT ADJUSTER		DOOR LOCKS-PWR. AU3		T. & T. STEERING WHEEL N37		FLOOR MATS Y28		TWILIGHT SENTINEL T82		TRUNK LOCK A90		DE-FOGGER C50		CRUISE CONTROL K30		HEADLAMP CONTROL T80		CONT. DIFFERENTIAL EXCEPT ELDORADO G80		LEVEL CONTROL G67		TRUMPET HORN UB8		SEAT WARMER C33 REAR (75) C34		REAR SHOULDER BELTS AS4 FRONT SHOULDER BELTS A85	
ORDER NO.	COLOR	TOP	TRIM	S-B	V	L-O	P	1-2 3-4	B-9	W-T	▲	E	D	K	Y	Z	O	F	J	S	B	C	U	G	L	H	A	Z	Z																				
J			X																																														
V 6-WAY PASS. 60-40 AG2 (ONLY WHEN 6-WAY DRIVER'S ADJ. ORDERED)				1-STEREO U58 3-AM U65				2-AM-FM U69 4-REAR CONT. U67				Y 6-WAY BENCH A42 6-WAY DRIVER'S 60-40 AG1 4-WAY DRIVER'S BUCKET A46																																					

PLEASE REFER TO OPTIONAL SPECIFICATIONS BOOK FOR ADDITIONAL ORDERING INFORMATION.

### SPECIAL FEATURES

TRIM	HEADLINING	SPECIAL EXTERIOR COLOR	PRODUCTION DATE
<b>351</b>			
INSTRUMENT PANELS	LACES		FINANCE THROUGH
CARPETS	SEATS ONLY		G.M.A.C.
INSERTS	S.R. NO.		CASH
BOLSTERS			O.D.C.
<b>352</b>			

UNDERSIGNED DEALER CERTIFIES THAT HE HAS CURRENT ARRANGEMENT WITH AN O.D.C. FINANCER AND THAT SETTLEMENT SHOULD BE MADE THROUGH SUCH O.D.C. FINANCER.

## BLACK AND WHITE

A two-tone interior may be created by specifying a contrasting bolster color. This provides an accent and relief from an over-all monotone effect of a standard interior.

On such combinations, the leather or vinyl center section of the seats, cushion skirt and end facings of back rests will be in the bolster color.

## MORE CONTRAST

However, if more contrast should be wanted, the back of front seat back panel and seat wings may also be ordered in the bolster color. Order should be marked "Front Seat Back Panel Same as Bolster."

The doors, headlining, inserts and instrument panels will be in the basic trim color. In the example shown, they would be Black.

## OTHER COMBINATIONS

In addition to an interior with the sharp contrast of White and a dark color, other attractive

arrangements of compatible colors may be created by combining such shades as Flax and Gold, or Cordovan, Green and Flax.

## BROUGHAM AND SIXTY SPECIAL TRIM STYLES

Two trim styles are available in body types P and M. 1) A "three-pillow" and 2) a "two-pillow" back rest type.

When a two-tone is ordered in either of these body types, the "three-pillow" style will be furnished unless otherwise requested.

## ELDORADO BUCKET SEATS

The upholstery material on a Bucket Seat extends over the entire top surface of the cushion and face of back rest; therefore, the entire cover will be in a single color.

However, the rear seat in a two-tone combination will have the center section in the bolster color similar to the treatment of a bench seat.

# VINYL UPHOLSTERY

## Special Request

SHIP TO CODE (B)		DEALER CODE (A)		STYLE NO. <b>68247</b>	5-60-40 SEAT A16 B - BUCKET SEAT A51	SEAT ADJUSTER	LICENSE FRAMES (1) V50 (2) V51	FILLER PLATE VK1	ORDER GROUPS HERE	WHITEWALL TIRES P26 HIGHER MILEAGE H-DPT3	RADIO - 1-2-3-4	GLASS-SOFT RAY AO1	DOOR EDGE GUARDS B93	AUTOMATIC CLIMATE CONTROL C61	SEAT ADJUSTER	DOOR LOCKS-PWR. AU3	T. & T.	STEERING WHEEL N37	FLOOR MATS Y28	TWILIGHT SENTINEL T82	TRUNK LOCK A90	DE-FOGGER C50	CRUISE CONTROL K30	HEADLAMP CONTROL T80	CONT. DIFFERENTIAL EXCEPT EL DORADO G80	LEVEL CONTROL G87	TRUMPET HORN UB8	SEAT WARMER C33 C34	REAR SHOULDER BELTS A54 FRONT SHOULDER BELTS A85
ORDER NO.	COLOR	TOP	TRIM	S-B	V	L-O	P	1-2 3-4	8-9	W-T	▲	E	D	K	Y	M	Q	T	J	S	B	C	C	G	F	X	A	Z	H
			<b>X</b>																										
V 6-WAY PASS. 60-40 AG2 (ONLY WHEN 6-WAY DRIVER'S ADJ. ORDERED)				1-STEREO U58 3-AM U65				2-AM-FM U69 4-REAR CONT. U67				Y 6-WAY BENCH A42 6-WAY DRIVER'S 60-40 AG1 4-WAY DRIVER'S BUCKET A46																	

PLEASE REFER TO OPTIONAL SPECIFICATIONS BOOK FOR ADDITIONAL ORDERING INFORMATION.

### SPECIAL FEATURES

TRIM	HEADLINING	SPECIAL EXTERIOR COLOR	PRODUCTION DATE
<b>252</b>			
INSTRUMENT PANELS	LACES		FINANCE THROUGH
CARPETS	SEATS ONLY		G.M.A.C.
INSERTS	S.R. NO.		CASH
BOLSTERS			O.D.C.
			UNDERSIGNED DEALER CERTIFIES THAT HE HAS CURRENT ARRANGEMENT WITH AN O.D.C. FINANCER AND THAT SETTLEMENT SHOULD BE MADE THROUGH SUCH O.D.C. FINANCER.

## FOR CALAIS SERIES

### COLORS

White	<b>252</b>
Dk. Blue	<b>266</b>
Med. Aqua	<b>269</b>
Dk. Green	<b>271</b>
Med. Gold	<b>284</b>
Dk. Cordovan	<b>286</b>
Dk. Mauve	<b>287</b>
Med. Red	<b>288</b>
Dk. Maroon	<b>289</b>

The above special request colors are in addition to Black, 251 and Lt. Flax, 282, which are standard vinyl options at nominal extra charge.

### WHITE VINYL

With White vinyl, 252, the following will be Black:

1. Instrument panels and rear shelf.

2. Carpets.
3. Seat Belts.
4. Door Pulls.
5. Back of front seat back panel in Sedan N (In Coupe G it will be white).

Other colors in place of Black may be ordered for these components. To order, specify the following in any standard Calais color:

1. Instrument Panels.
2. Carpets.
3. Seat Belts.

For further component restrictions, see page 51.

### LEATHER NOT IN CALAIS

A single piece of fabric covers the seat cushion in the Calais trim styling. Also a bolster extends across the entire top of the back rest in the Sedan N and rear seat of style G.

This means that a single piece of material is required to upholster these areas and cowhides are not large enough to cover them.

# ELDORADO BUCKET SEATS

Special Request

1731L 96	REAR SHOULDER BELTS AS4
	FRONT SHOULDER BELTS A85
2	2

E  
SH  
C.  
I  
C.  
L E R  
E H A S  
M E N T  
I N C E R  
M E N T  
A D E  
D . C .

Sedan N

ordered by the fol-

, see page

seat cush-  
a bolster  
back rest  
G  
natural is  
cowhides

SHIP TO CODE (B)		S-60-40 SEAT AMG B - BUCKET SEAT AS1		LICENSE FRAMES (1) V50 (2) V51		FILLER PLATE VK1		ORDER GROUPS HERE		WHITEWALL TIRES P26 HIGHER MILEAGE H-DPT3		RADIO - 1-2-3-4		GLASS-SOFT RAY AO1		DOOR EDGE GUARDS B93		AUTOMATIC CLIMATE CONTROL C61		SEAT ADJUSTER		DOOR LOCKS-PWR. AU3		T. & T.		STEERING WHEEL N37		FLOOR MATS Y26		TWILIGHT SENTINEL T82		TRUNK LOCK A90		DE-FOGGER C50		CRUISE CONTROL K30		HEADLAMP CONTROL T80		CONT. DIFFERENTIAL EXCEPT ELDORADO G80		LEVEL CONTROL G67		TRUMPET HORN U88		SEAT WARMER (75) C34		REAR SHOULDER BELTS AS4		FRONT SHOULDER BELTS A85					
DEALER CODE (A)		STYLE NO. <b>69347</b>		S-B		V		L-O		P		1-2 3-4		B-9		W-T		A		R		D		K		Y		M		D		F		J		S		B		C		U		G		L		H		A		Z		N	
H				X		B																																																	
V		6-WAY PASS. 60-40 AG2 (ONLY WHEN 6-WAY DRIVER'S ADJ. ORDERED)		1-STEREO U58 3-AM U65		4-AM-FM U69 4-REAR CONT. U67		Y		6-WAY BENCH A42 6-WAY DRIVER'S 60-40 AG1 4-WAY DRIVER'S BUCKET A46																																													

PLEASE REFER TO OPTIONAL SPECIFICATIONS BOOK FOR ADDITIONAL ORDERING INFORMATION.

SPECIAL FEATURES			
TRIM	HEADLINING	SPECIAL EXTERIOR COLOR	PRODUCTION DATE
429			
INSTRUMENT PANELS	LACES		FINANCE THROUGH
CARPETS	SEATS ONLY		G.M.A.C.
INSERTS	S.R. NO.		CASH
BOLSTERS			O.D.C.
UNDERSIGNED DEALER CERTIFIES THAT HE HAS CURRENT ARRANGEMENT WITH AN O.D.C. FINANCER AND THAT SETTLEMENT SHOULD BE MADE THROUGH SUCH O.D.C. FINANCER.			

## LEATHER OR CLOTH

Black, 451 B and Lt. Flax, 482 B leather Bucket Seats are production options.

Bucket Seats in other Eldorado leather or cloth colors may be special ordered.

## TRIM STYLE

Bucket Seats in cloth or leather will be upholstered in 2" pleat styling.

The rear seat will also be in matching 2" style.

Bench seat Eldorado trim style is narrow 1 1/4" pleats when Dubonnet cloth is used and wider 2" pleats with 410 Dominion cloth or leather.

Cloth Bucket Seats will have the rear seat center section and all cushion skirts in vinyl.

## CONSOLE

A center console matching color is included with Bucket Seats.

## SEAT ADJUSTERS

The optional driver's Bucket Seat adjuster is a 4-way type that adjusts back and forth and pivots from a center point.

This means that the front and rear ends of the seat will move up or down but the entire seat does not raise and lower.

The passenger Bucket Seat has a power 2-way adjuster without option.





# ALL CLOTH

## Special Request

SEAT WARMER (75) C33	REAR SHOULDER BELTS AS4
FRONT SHOULDER BELTS ABS	

SHIP TO CODE  
(B)

DEALER CODE (A)	STYLE NO. <b>68369</b>	S-60-40 SEAT AM6	B - BUCKET SEAT AS1	SEAT ADJUSTER	LICENSE FRAMES (1) V50 (2) V51	FILLER PLATE VK1	ORDER GROUPS HERE ↓	WHITEWALL TIRES P26 HIGHER MILEAGE H-DPT3	RADIO - 1-2-3-4	GLASS-SOFT RAY AO1	DOOR EDGE GUARDS B93	AUTOMATIC CLIMATE CONTROL C61	SEAT ADJUSTER	DOOR LOCKS-PWR. AU3	T. & T.	STEERING WHEEL N37	FLOOR MATS Y28	TWILIGHT SENTINEL T82	TRUNK LOCK A90	DE-FOGGER CS0	CRUISE CONTROL K30	HEADLAMP CONTROL T80	CONT. DIFFERENTIAL EXCEPT ELDORADO G80	LEVEL CONTROL G67	TRUMPET HORN UB8	SEAT WARMER (75) C34	REAR SHOULDER BELTS AS4	FRONT SHOULDER BELTS ABS	
ORDER NO.	COLOR	TOP	TRIM	9-B	V	L-O	P	1-2 3-4	8-9	W-T	▲	R	D	K	Y	Z	Q	P	L	S	B	C	C	G	F	H	A	Z	Z
L			X																										

V 6-WAY PASS. 60-40 AG2  
(ONLY WHEN 6-WAY DRIVER'S ADJ. ORDERED)

1-STEREO U58  
3-AM U65

2-AM-FM U69  
4-REAR CONT. U67

Y 6-WAY BENCH A42  
6-WAY DRIVER'S 60-40 AG1  
4-WAY DRIVER'S BUCKET A46

PLEASE REFER TO OPTIONAL SPECIFICATIONS BOOK FOR ADDITIONAL ORDERING INFORMATION.

### SPECIAL FEATURES

TRIM	HEADLINING	SPECIAL EXTERIOR COLOR	PRODUCTION DATE
326		<b>All Cloth</b>	
INSTRUMENT PANELS	LACES		FINANCE THROUGH
CARPETS	SEATS ONLY		G.M.A.C.
INSERTS	S.R. NO.		CASH
BOLSTERS			O.D.C.

UNDERSIGNED DEALER CERTIFIES THAT HE HAS CURRENT ARRANGEMENT WITH AN O.D.C. FINANCER AND THAT SETTLEMENT SHOULD BE MADE THROUGH SUCH O.D.C. FINANCER.

### OMIT LEATHER AND VINYL

To eliminate leather or vinyl from the body contact surfaces of the cushion and back rest, specify "All Cloth" as illustrated on the order above.

Cloth will then be substituted on the areas that would ordinarily be trimmed in leather or vinyl. These are primarily the center arm rest section and cushion skirt.

A discrepancy of patterns may occur in the center where the cloth material is joined. These are separately cut pieces and therefore, may not match exactly.

### TRIM STYLES

In Calais, De Ville or Eldorado, the standard trim style of the series will be used. The center piece will, of course, be plain similar to the leather or vinyl that it replaces.

In the Brougham and Sixty Special, the "two-pillow" trim style will be supplied but without the pique stitching. However, a "three-pillow" method may be requested.

On the standard Dubonnet all cloth trim in styles P and M, the lower cushion skirt and side facings are vinyl. This is mentioned because heretofore they were cloth.

# WOOL BROADCLOTH

Special Request

SHIP TO CODE (B)		S-60-40 SEAT AMG B - BUCKET SEAT AS1		SEAT ADJUSTER		LICENSE FRAMES (1) V50 (2) V51		FILLER PLATE VK1		ORDER GROUPS HERE ↓		WHITEWALL TIRES P26 HIGHER MILEAGE N-DPT3		RADIO - 1-2-3-4		GLASS-SOFT RAY AO1		DOOR EDGE GUARDS B93		AUTOMATIC CLIMATE CONTROL C61		SEAT ADJUSTER		DOOR LOCKS-PWR. AU3		T. A. T. STEERING WHEEL N37		FLOOR MATS Y28		TWILIGHT SENTINEL T82		TRUNK LOCK A90		DE-FOGGER C50		CRUISE CONTROL K30		HEADLAMP CONTROL T80		CONT. DIFFERENTIAL EXCEPT ELDERADO G80		LEVEL CONTROL G67		TRUMPET HORN UB8		SEAT WARMER (75) C34		REAR SHOULDER BELTS A54		FRONT SHOULDER BELTS A85			
DEALER CODE (A)		STYLE NO. <b>69733</b>		S-B		V		L-O		P		1-2 3-4		B-9		W-T		E		D		K		Y		M		Q		F		J		S		B		C		U		G		L		H		A		Z		N	
S		X																																																			
V		5-WAY PASS. 60-40 AG2 (ONLY WHEN 6-WAY DRIVER'S ADJ. ORDERED)										1-STEREO U58 3-AM U65		2-AM-FM U69 4-REAR CONT. U67										Y		6-WAY BENCH A42 6-WAY DRIVER'S 60-40 AG1 4-WAY DRIVER'S BUCKET A46																											

PLEASE REFER TO OPTIONAL SPECIFICATIONS BOOK FOR ADDITIONAL ORDERING INFORMATION.

## SPECIAL FEATURES

TRIM	HEADLINING	SPECIAL EXTERIOR COLOR	PRODUCTION DATE
716			
INSTRUMENT PANELS	LACES	Rear Compartment 3347 T 164 Gray Broadcloth	FINANCE THROUGH
CARPETS	SEATS ONLY		G. M. A. C.
INSERTS	S. R. NO.		CASH
BOLSTERS			O. D. C.
			UNDERSIGNED DEALER CERTIFIES THAT HE HAS CURRENT ARRANGEMENT WITH AN O. D. C. FINANCER AND THAT SETTLEMENT SHOULD BE MADE THROUGH SUCH O. D. C. FINANCER.

## STANDARD FIBRES

All standard option upholstery cloths are a blend of nylon and viscose rayon. On special request a Gray or Beige wool broadcloth can be supplied.

The order illustrates a Limousine, style S, which includes a Black leather front compartment. On other body styles the reference to rear compartment should be omitted. Orders for other body styles should read: 3347 T 164 Gray Broadcloth, or 3349 T 164 Beige Broadcloth.

## TRIM STYLE

"Two-Pillow" back rest styling will be the mode in a Brougham, Sixty Special or "75" except that the pique stitching is omitted.

The entire top of seat cushion and face of back rest will be cloth covered. There will not be any leather used on the center arm rest section.

In Calais, De Ville or Eldorado, the standard trim style of the series is used. In a De Ville or Eldorado, the center leather or vinyl section will be in cloth unless otherwise requested.

## BASIC TRIM CODE

With Gray Broadcloth, the basic trim should be 716 or 016; Beige 742 or 042. This means that except for the seat cushions and back rests which will be broadcloth, the balance of the entire interior from carpets to headlining will be in the standard production combination of materials.

# TRIM 719

## Special Request

TRUMPET HORN UB8	C33
SEAT WARMER (75) C34	
REAR SHOULDER BELTS A54	
FRONT SHOULDER BELTS A85	

SHIP TO CODE  
(B)

DEALER CODE (A)	STYLE NO. <b>68169</b>	S-60-40 SEAT AM6	B - BUCKET SEAT A51	V SEAT ADJUSTER	L-0 LICENSE FRAMES (1) V50 (2) V51	P FILLER PLATE VK1	ORDER GROUPS HERE ↓	WHITEWALL TIRES P26 HIGHER MILEAGE H-DPT3	RADIO - 1-2-3-4	E GLASS-SOFT RAY AO1	D DOOR EDGE GUARDS B93	K AUTOMATIC CLIMATE CONTROL C61	Y SEAT ADJUSTER	Z DOOR LOCKS-PWR. AU3 T. & T.	O STEERING WHEEL N37	F FLOOR MATS Y28	J TWILIGHT SENTINEL T82	S TRUNK LOCK A90	B DE-FOGGER C50	C CRUISE CONTROL K30	C HEADLAMP CONTROL T80	G CONT. DIFFERENTIAL EXCEPT EL DORADO G80	L LEVEL CONTROL G67	H TRUMPET HORN UB8	A SEAT WARMER (75) C34	Z REAR SHOULDER BELTS A54	N FRONT SHOULDER BELTS A85
ORDER NO.	COLOR	TOP	TRIM	S-B	V	L-O	P	1-2 3-4	W-T	E	D	K	Y	Z	O	F	J	S	B	C	C	G	L	H	A	Z	N
P			X																								

V 6-WAY PASS. 60-40 AG2  
(ONLY WHEN 6-WAY DRIVER'S ADJ. ORDERED)

1-STEREO U58  
3-AM U65  
2-AM-FM U69  
4-REAR CONT. U67

Y 6-WAY BENCH A42  
6-WAY DRIVER'S 60-40 AG1  
4-WAY DRIVER'S BUCKET A46

PLEASE REFER TO OPTIONAL SPECIFICATIONS BOOK FOR ADDITIONAL ORDERING INFORMATION.

### SPECIAL FEATURES

TRIM <b>016</b>	HEADLINING LACES	SPECIAL EXTERIOR COLOR <b>Three-Pillow Style</b>	PRODUCTION DATE
INSTRUMENT PANELS	SEATS ONLY		FINANCE THROUGH
CARPETS	S.R. NO.		G.M.A.C.
INSERTS			CASH
BOLSTERS <b>719</b>			O.D.C.

UNDERSIGNED DEALER CERTIFIES THAT HE HAS CURRENT ARRANGEMENT WITH AN O.D.C. FINANCER AND THAT SETTLEMENT SHOULD BE MADE THROUGH SUCH O.D.C. FINANCER.

### TRIM STYLE

Dumont cord trim will be "three-pillow" back rest style when ordered in a Brougham or Sixty Special. The center section of the seats will also be in the Dumont material—not leather. That is why the bolsters are marked 719 in the order illustration. It means the entire top cover of the seats and face of back rests will be in the cloth fabric.

### COLOR

This Fleetwood "75" cord material is medium Gray. However, certain prefabricated sections will be light Gray. Such components as the headlining, back of front seat back panel, doors, door pulls, seat belts will be light tone. Combination 016 is, therefore, specified for the basic trim which represents the light tone color on these parts.

nd face of  
re will not  
arm rest

standard  
De Ville or  
yl section  
ested.

im should  
is means  
ack rests  
ce of the  
inj will  
na of

# LEATHER FRONT

## Special Request

SHIP TO CODE (B)		DEALER CODE (A)		STYLE NO. <b>68169</b>	S-60-40 SEAT A86	SEAT ADJUSTER	LICENSE FRAMES (1) V50 (2) V51	FILLER PLATE VK1	ORDER GROUPS HERE ↓	WHITEWALL TIRES P26 HIGHER MILEAGE H-DPT3	RADIO - 1-2-3-4	GLASS-SOFT RAY A01	DOOR EDGE GUARDS B93	AUTOMATIC CLIMATE CONTROL C61	SEAT ADJUSTER	DOOR LOCKS-PWR. AU3	T. & T.	STEERING WHEEL N37	FLOOR MATS Y28	TWILIGHT SENTINEL T82	TRUNK LOCK A90	DE-FOGGER C50	CRUISE CONTROL K30	HEADLAMP CONTROL T80	CONT. DIFFERENTIAL EXCEPT EL DORADO G80	LEVEL CONTROL G67	TRUMPET HORN UB8	SEAT WARMER C33 (75) C34	REAR SHOULDER BELTS A54	FRONT SHOULDER BELTS A85
ORDER NO.	COLOR	TOP	TRIM	S-B	V	L-O	P	1-2-3-4	B-9	W-T	▲	E	D	K	Y	M	O	F	J	S	B	C	C	G	F	H	A	Z	N	
<b>P</b>			<b>X</b>																											

V 6-WAY PASS. 60-40 AG2  
(ONLY WHEN 6-WAY DRIVER'S ADJ. ORDERED)

1-STEREO U58  
3-AM U65

2-AM-FM U69  
4-REAR CONT. U67

Y 6-WAY BENCH A42  
6-WAY DRIVER'S 60-40 AG1  
4-WAY DRIVER'S BUCKET A46

PLEASE REFER TO OPTIONAL SPECIFICATIONS BOOK FOR ADDITIONAL ORDERING INFORMATION.

### SPECIAL FEATURES

TRIM	HEADLINING	SPECIAL EXTERIOR COLOR	PRODUCTION DATE
<b>049</b>		<b>Front Compartment 051</b>	
INSTRUMENT PANELS	LACES		
CARPETS	SEATS ONLY		
INSERTS	S.R. NO.		
BOLSTERS			
			FINANCE THROUGH
			G. M. A. C.
			CASH
			O. D. C.
UNDERSIGNED DEALER CERTIFIES THAT HE HAS CURRENT ARRANGEMENT WITH AN O. D. C. FINANCER AND THAT SETTLEMENT SHOULD BE MADE THROUGH SUCH O. D. C. FINANCER.			

## LEATHER FRONT COMPARTMENT

A Brougham or Sixty Special may be ordered with cloth in the rear and leather in front.

### TRIM STYLE

Both front and rear compartments will be in the "three-pillow" back rest mode. However, if a contrast between the front and rear should be wanted, the rear may be in an optional "two-pillow" back rest style. With this method, if a plain material such as Dubonnet cloth is ordered, it will have the pique stitch design. Deleting the pique stitch is optional.

In addition to the regular Brougham trim, code 719 Dumont material or Wool Broadcloth are favored rear compartment options for this "chauffeur" type combination.

## COLOR DISTRIBUTION

When the front and rear compartments are ordered in different colors, it is divided as follows:

### FRONT COLOR

Seat  
Carpet  
Doors  
Seat Wings  
Instrument Panels  
Windshield, Garnish & Header Moldings

### REAR COLOR

Seat  
Front Seat Back Panel & Assist Straps  
Front Seat Back Inserts  
Lower Front Seat Back Carpet Area  
Carpet  
Center Pillar  
Doors  
Windhorse  
Headlinning  
Shelf

# FIREMIST COLORS

REAR SHOULDER BELTS AS4	AS4
FRONT SHOULDER BELTS A85	A85
Z	Z

SHIP TO CODE (B)		DEALER CODE (A)		STYLE NO.																									
ORDER NO.	COLOR	TOP	TRIM	S-B	V	L-O	P	1-2 3-4	8-9	W-T	▲	F	D	K	Y	M	O	F	J	S	B	C	U	G	L	H	A	Z	N
	94																												
V 6-WAY PASS. 60-40 AG2 (ONLY WHEN 6-WAY DRIVER'S ADJ. ORDERED)				1-STEREO U58 3-AM U65				2-AM-FM U69 4-REAR CONT. U67				Y 6-WAY BENCH A42 6-WAY DRIVER'S 60-40 AG1 4-WAY DRIVER'S BUCKET A46																	

PLEASE REFER TO OPTIONAL SPECIFICATIONS BOOK FOR ADDITIONAL ORDERING INFORMATION.

### SPECIAL FEATURES

TRIM	HEADLINING	SPECIAL EXTERIOR COLOR	PRODUCTION DATE
INSTRUMENT PANELS	LACES		FINANCE THROUGH
CARPETS	SEATS ONLY		G.M.A.C.
INSERTS	S.R. NO.		CASH
BOLSTERS			O.D.C.
			UNDERSIGNED DEALER CERTIFIES THAT HE HAS CURRENT ARRANGEMENT WITH AN O.D.C. FINANCER AND THAT SETTLEMENT SHOULD BE MADE THROUGH SUCH O.D.C. FINANCER.

nts are ded as  
DR  
Panel  
t Back

### PREMIUM COLORS

Five Firemist colors are offered at extra charge on all body styles. A Firemist color will be appreciated because of its remarkable beauty and also exclusiveness. The limited number of cars in similar colors enhances the appeal of premium colors. Firemist code numbers start with 9 and may be ordered by marking the number in the regular color space on the order form as illustrated.

Usually, there is no procurement delay in ordering any of these regular production Firemist colors.

### TWO-TONE EXTERIORS

A two-tone exterior appearance may be obtained by ordering a vinyl roof in a contrasting color. Six colors are available. Vinyl roofs are not offered on the Calais or Sixty Special. Two-tone paint combinations are not available as the body styling does not provide a separation of roof and lower panels.

# SPECIAL COLORS

## Special Request

SHIP TO CODE (B)		DEALER CODE (A)		STYLE NO.		S-60-40 SEAT A48 B - BUCKET SEAT A51		SEAT ADJUSTER		LICENSE FRAMES (1) V50 (2) V51		FILLER PLATE VK1		ORDER GROUPS HERE		WHITEWALL TIRES P26 HIGHER MILEAGE H-9PT3		RADIO - 1-2-3-4		GLASS-SOFT RAY A01		DOOR EDGE GUARDS B93		AUTOMATIC CLIMATE CONTROL C61		SEAT ADJUSTER		DOOR LOCKS-PWR. AU3		T. & T. STEERING WHEEL N37		FLOOR MATS Y28		TWILIGHT SENTINEL T82		TRUNK LOCK A90		DE-FOGGER C50		CRUISE CONTROL K30		HEADLAMP CONTROL T80		CONT. DIFFERENTIAL EXCEPT EL DORADO G80		LEVEL CONTROL G67		TRUMPET HORN UB8		SEAT WARMER C33 WEAR SHOULDERS BELTS A54 FRONT SHOULDERS BELTS A85	
ORDER NO.	COLOR	TOP	TRIM	S-B	V	L-O	P	1-2-3-4	8-9	W-T	▲	F	D	K	Y	M	Q	T	L	9	B	C	U	G	F	H	A	Z	7																						
	00	1	352																																																
V 6-WAY PASS. 60-40 A62 (ONLY WHEN 6-WAY DRIVER'S ADJ. ORDERED)				1-STEREO U58 3-AM U65				2-AM-PM U69 4-REAR CONT. U67				Y 6-WAY BENCH A42 6-WAY DRIVER'S 60-40 AG1 4-WAY DRIVER'S BUCKET A48																																							

PLEASE REFER TO OPTIONAL SPECIFICATIONS BOOK FOR ADDITIONAL ORDERING INFORMATION.

### SPECIAL FEATURES

TRIM	HEADLINING	SPECIAL EXTERIOR COLOR	PRODUCTION DATE
INSTRUMENT PANELS	LACES	<b>1968 Monterey Green Firemist</b>	FINANCE THROUGH
CARPETS	SEATS ONLY		G.M.A.C.
INSERTS	S.R. NO.		CASH
BOLSTERS			O.D.C.
			UNDERSIGNED DEALER CERTIFIES THAT HE HAS CURRENT ARRANGEMENT WITH AN O.D.C. FINANCER AND THAT SETTLEMENT SHOULD BE MADE THROUGH SUCH O.D.C. FINANCER.

### NON-STANDARD COLORS

Any past model or non-standard color can be supplied on special order at extra charge.

To order, type 00 in COLOR space which denotes that color is not standard option.

In space captioned SPECIAL EXTERIOR COLOR, describe color by name and model year.

Allow four to five weeks for shipment of any special color.

### HIGH GLOSS ACRYLIC MATERIALS

The previous color, especially if it is a few years old, may have been formulated with now obsolete pigments. The newer chemicals have improved color retention and durability. However, they could produce a variance in appearance between the newer and older colors.

This is a matter of information that may be of special interest to fleet owners who add new cars in the original fleet colors and have noticed a difference in their older and newer vehicles.

# WORK SHEET

## DEALER AID

A new car order WORK SHEET is a dealer aid available upon request to your zone office.

This is an 8½"x11" sheet which may be utilized for a variety of purposes such as a preliminary order summary, stock sheet, etc.

## PRELIMINARY SUMMARY

The preliminary order summary, which means listing the specifications of cars to be ordered covering the allotment, is especially recommended.

Special interior orders should now have an "X" marked on the right side of the regular trim space.

This is a departure from the 000 marking used heretofore.

It is a result of advanced computer programming that requires only a single character instead of the three zeros.

Marking this "X" is important. It identifies the order as non-standard and directs it into the proper special order channels without delay.

For travel in foreign or low octane areas, a lower compression piston engine is available at a small extra charge.

If the car is to be used in an area such as outside the continental United States where only fuel of less than required octane rating is available, an export type L. C. engine may be advisable.

In the standard high compression Cadillac engine, high octane gasoline is required for maximum performance. Lower octane fuels may

This permits an overall appraisal and final check of specifications which are easier to evaluate on a composite list than individually.

Any revision can be made before transcribing to individual order forms 5600A.

## UNORDERED OPTIONS

It is also suggested that blank spaces under optional equipment be reviewed to prevent an inadvertent omission of any optional equipment.

# X INSTEAD OF 000

SHIP TO CODE (B)		S-60-40 SEAT AMB B - BUCKET SEAT A51		SEAT ADJUSTER		LICENSE FRAMES (1) V50 (2) V51		FILLER PLATE VK1		ORDER GROUPS HERE		WHITEWALL TIRES P26 HIGHER MILEAGE-H-DPT3		RADIO - 1-2-3-4	
DEALER CODE (A)		STYLE NO. <b>68349</b>													
ORDER NO.	COLOR	TOP	TRIM	S-B	V	L-O	P	1-2 3-4	B-9	W-T	▲				
B			X												

# L. C. ENGINE

cause engine ping which could be damaging.

The policy of General Motors Corporation with respect to the allocation of cars to domestic dealers for export shipment is set forth in General Sales Manager's letter dated November 21, 1958. An excerpt from this letter states:

*"The car and truck divisions of General Motors Corporation will not allocate passenger cars and trucks to domestic dealers for export shipment."*

# SPECIAL FEATURES 5600A

To order a special interior follow these three steps: 1) enter X in regular trim space, 2) under Special Features in the TRIM box type the upholstery code wanted and 3) insert trim code numbers in applicable spaces if other components are to be non-standard.

The following is an explanation of each component of the Special Features (lower part) of the order form.

## ① TO ORDER

Enter X to right of trim box as illustrated. **Do not enter trim code or 000 in this space.**

Order optional seats, S or B, and equipment in the standard way.

## ② TRIM

Enter basic trim desired. This code determines the color and material of all interior components except those items specified individually below.

## ③ INSTRUMENT PANELS

To change color of instrument panels, place trim code in this section.

The instrument panels will be in carpet color or darker. If possible, they should harmonize with the exterior color, because it appears as an extension of the hood.

## ④ CARPETS

Carpets match the seat inserts except White.

In addition to floor covering, carpeting is used on lower doors, cowl quarters, center pillars, lower front seat back and lower rear quarters on Coupes.

**When changing carpet color, especially with White leather, consider the instrument panels to avoid a three-tone interior.**

## ⑤ INSERTS

The basic seat areas of the cushion and back rest are called inserts. If not specified, they will be according to Trim, item 2.

## ⑥ BOLSTERS

The leather, vinyl or cloth center section that separates the seat inserts is called

a bolster. Areas such as center sections are not true bolsters, but for ordering and reference purposes, they are classified as such. Included in this classification are the facings or seat skirt of the cushion which matches the bolster in color.

## ⑦ HEADLINING

Headlining will match basic trim color. See chart on page 23 for material and color. To relieve a strong interior color, a lighter headlining shade may be specified. For example, in a Black interior, White headlining can be specified to relieve the monotone effect.

## ⑧ LACES

Contrasting color laces will accent the upholstery. Otherwise the laces will match the bolsters. To order contrasting laces, enter the code number, as 388 (Red), 366 (Blue) in this space.

## ⑨ SEATS ONLY

One color for the seats only may be specified and the remainder of the interior in a contrasting color.

Trim code will determine the major color, such as 388 (Red), and the Seats Only, code 352 (White) will result in a Red car with White on the seats.

## ⑩ S. R. NUMBER

This is the invoicing code used for Special Request items. The number is composed of the body style letter code and a number for the special feature.

## ⑪ SPECIAL EXTERIOR COLOR

Identify by name and model year, i.e., 1968 Monterey Green Firemist.

## ⑫ SPECIAL INSTRUCTIONS

Any information, not covered by the above can be entered here.

## ⑬ PRODUCTION DATE (ESTIMATE)

Central Office will furnish the date of estimated production on special feature orders.



# SPECIAL FEATURES FORM

sections are  
ordering and  
classified as  
ation are the  
sion which

trim color.  
aterial and  
rior color, a  
e specified.  
rior, White  
relieve the

accent the  
will match  
ting laces,  
(Red), 366

ty be spec-  
terior in a

he major  
the Seats  
sult in a

l for Spe-  
r is com-  
de and a

ear, i.e.,

by the

date of  
f re

SHIP TO CODE (B)		DEALER CODE (A)		STYLE NO.	S-60-40 SEAT AM6 B - BUCKET SEAT A51	SEAT ADJUSTER	LICENSE FRAMES (1) V50 (2) V51	FILLER PLATE VK1	ORDER GROUPS HERE	WHITEWALL TIRES P26 HIGHER MILEAGE H-DPT3	RADIO - 1-2-3-4	GLASS-SOFT RAY A01	DOOR EDGE GUARDS B93	AUTOMATIC CLIMATE CONTROL C61	SEAT ADJUSTER	DOOR LOCKS-PWR. AU3	T. & T. STEERING WHEEL N37	FLOOR MATS Y28	TWILIGHT SENTINEL T82	TRUNK LOCK A90	DE-FOGGER C50	CRUISE CONTROL K30	HEADLAMP CONTROL T80	CONT. DIFFERENTIAL EXCEPT ELDRADO G80	LEVEL CONTROL G67	TRUMPET HORN UB8	SEAT WARMER C33 (75) C34	REAR SHOULDER BELTS A54	FRONT SHOULDER BELTS A85
ORDER NO.	COLOR TOP	TRIM	S-B	V	L-O	1-2-3-4	B-9	W-T	E	D	K	Y	M	O	F	J	S	B	C	G	G	F	H	A	Z	Z			
①		X																											

6-WAY PASS. 60-40 AG2  
(ONLY WHEN 6-WAY DRIVER'S ADJ. ORDERED)

1-STEREO U58  
3-AM U65

2-AM-FM U69  
4-REAR CONT. U67

6-WAY BENCH A42  
8-WAY DRIVER'S 60-40 AG1  
4-WAY DRIVER'S BUCKET A46

PLEASE REFER TO OPTIONAL SPECIFICATIONS BOOK FOR ADDITIONAL ORDERING INFORMATION.

## SPECIAL FEATURES

TRIM	HEADLINING	SPECIAL EXTERIOR COLOR	PRODUCTION DATE
②		⑦	⑬
INSTRUMENT PANELS	LACES		FINANCE THROUGH
③		⑧	G.M.A.C.
CARPETS	SEATS ONLY		CASH
④		⑨	O.D.C.
INSERTS	S.R. NO.		
⑤		⑩	
BOLSTERS		⑫	
⑥			

UNDERSIGNED DEALER CERTIFIES THAT HE HAS CURRENT ARRANGEMENT WITH AN O.D.C. FINANCER AND THAT SETTLEMENT SHOULD BE MADE THROUGH SUCH O.D.C. FINANCER.

5600A  
U.S.A.  
380 M  
6-68

1969 NEW CAR ORDER  
CADILLAC MOTOR CAR DIVISION  
GENERAL MOTORS CORP. DETROIT, MICH. 48232

DEALER SIGNATURE \_\_\_\_\_

FOR COMPLETE CUSTOMER SATISFACTION ORDER COMPLETELY EQUIPPED CARS

# 5600A INSTRUCTIONS

- ① City and State of ordering dealer. If there is more than one dealer in a city, insert an additional reference such as Stonestown, Rush Street, etc.
- ② Shipment destination, if delivery is other than selling dealer. Enter city and state. See page 74 for detailed instructions.
- ③ Date order is typed. If replacement order, enter new date.
- ④ Allotment month name (not number) against which order will apply.
- ⑤ Enter CWC if delivery is to be at factory in Detroit. See page 75.
- ⑥ Factory confirmed date of Customer Will Call.
- ⑦ Enter status code in one of four spaces. If S or R, indicate purchaser.
- ⑧ Purchaser's name.
- ⑨ Code of delivering dealer, if other than selling dealer. CWC if factory delivery.
- ⑩ Six digit identifying code of selling dealer.
- ⑪ Five digit body style code which can be found on page 1.
- ⑫ Order number is composed of body style alpha code, followed by sequential number from 1 at start of model year, e. g., J1, B2, etc.
- ⑬ Two digit exterior color code.
- ⑭ Single digit vinyl roof or Convertible top color code.
- ⑮ Three digit trim code that applies to body style ordered.
- ⑯ Optional Dual Comfort seat or Bucket seats.
- ⑰ 6-way power seat adjuster for Dual Comfort passenger seat. Only if code Y, 6-way driver's adjuster is ordered.
- ⑱ License frames: L for one, O for two.
- ⑲ Filler plate, if needed, when only one license frame is ordered.
- ⑳ Basic group 1, 2, 3 or 4. See page 13 for content.
- ㉑ Equipment group 8 or 9. See page 13 for content.
- ㉒ Itemize only if Basic group 1, 2, 3 or 4 not ordered.
- ㉓ Itemize only if Equipment group 8 or 9 not ordered.
- ㉔ Items not included in any group; to be ordered individually.
- ㉕ Special interior specifications: see page 68 for instructions.
- ㉖ Special color name and model year, i.e., 1959 Seminole Red.
- ㉗ Production date (estimate) by Central Office on Special Orders.
- ㉘ If other than by established methods, specify.
- ㉙ Authorized signature. Rubber stamp acceptable.

5600 A  
U.S.A.  
380 M  
6-68

CADILLAC MOTOR CAR DIVISION  
GENERAL MOTORS CORP. BOX 297 DETROIT, MICHIGAN 48232

6-68

1969 NEW CAR ORDER

SPEEDSET © MOORE BUSINESS FORMS INC.

CHARGE TO DEALER AT: CITY (A) **Hometown** STATE **U. S. A.**

SHIP TO: (LEAVE BLANK IF SAME) (B) \_\_\_\_\_

ORDER STATUS: **10-3-68** DATE: **10-3-68** ALLOT. MONTH: **Nov.** CUSTOMER W/LL CALL: \_\_\_\_\_ DATE: \_\_\_\_\_

7 → SOLD-S **S** STOCK-U \_\_\_\_\_ RENTAL & LEASING \_\_\_\_\_ DEMO-D \_\_\_\_\_

8 → PURCHASER: **Mr. J. Smith**

9 → SHIP TO CODE (B) **000000**

10 → DEALER CODE (A) **000000** STYLE NO. **68347**

11 → ORDER NO. **J100** COLOR **12** TOP **2** TRIM **351** S-B **S** V **V** L-O **O** P **1** 1-2 **1** 3-9 **9** W-T **9** E **9** D **9** K **9** Y **9** M **9** Q **9** F **9** J **9** S **9** B **9** C **9** U **9** G **9** L **9** H **9** A **9** Z **9** Z **9**

12 → 6-WAY PASS. 60/40 AG2 (ONLY WHEN 6-WAY DRIVER'S ADJ. ORDERED)

13 → 1-STEREO U68

14 → 3-AM U63

15 → 2-AM-FM U69

16 → 4-REAR CONT. U67

17 → 6-WAY BENCH A42

18 → 6-WAY DRIVER'S 60-40 AG1

19 → 4-WAY DRIVER'S BUCKET A46

20 → 24 → TRUMPET HORN U88

21 → SEAT WARMER C33

22 → REAR SHOULDER BELTS A54

23 → FRONT SHOULDER BELTS A85

25 → SPECIAL FEATURES

TRIM	HEADLINING	SPECIAL EXTERIOR COLOR	PRODUCTION DATE
INSTRUMENT PANELS	LACES		
CARPETS	SEATS ONLY		
INSERTS	S.R. NO.		
BOLSTERS			

26 → FINANCE THROUGH

27 → G.M.A.C.

28 → CASH

28 → O.D.C.

28 → UNDERSIGNED DEALER CERTIFIES THAT HE HAS CURRENT ARRANGEMENT WITH AN O.D.C. FINANCER AND THAT SETTLEMENT SHOULD BE MADE THROUGH SUCH O.D.C. FINANCER.

5600 A  
U.S.A.  
380 M  
6-68

1969 NEW CAR ORDER  
CADILLAC MOTOR CAR DIVISION  
GENERAL MOTORS CORP. DETROIT, MICH. 48232

DEALER SIGNATURE \_\_\_\_\_ 29

FOR COMPLETE CUSTOMER SATISFACTION ORDER COMPLETELY EQUIPPED CARS

# REPLACEMENT ORDERS

CHARGE TO DEALER AT: \_\_\_\_\_ STATE \_\_\_\_\_  
 CITY \_\_\_\_\_  
 (A) \_\_\_\_\_

SHIP TO: (LEAVE BLANK IF SAME) \_\_\_\_\_

(B) \_\_\_\_\_

ORDER STATUS	DATE <b>10-3-68</b>	ALLOT. MONTH	CUSTOMER WILL CALL	DATE
SOLD-S	S	STOCK-U	RENTAL & LEASING	DEMO-D
PURCHASER <b>John J. Jones</b>				

**Replacement**

SHIP TO CODE (B)		DEALER CODE (A)		STYLE NO. <b>68347</b>	S-60-40 SEAT AM6	SEAT ADJUSTER	LICENSE FRAMES (1)V50 (2)V51	FILLER PLATE VK1	ORDER GROUPS HERE	WHITEWALL TIRES P26 HIGHER MILEAGE H-DPT3	RADIO - 1-2-3-4	GLASS-SOFT RAY AO1	DOOR EDGE GUARDS B93	AUTOMATIC CLIMATE CONTROL CS1	SEAT ADJUSTER	DOOR LOCKS-PWR. AU3	T. & T. STEERING WHEEL N37	FLOOR MATS Y28	TWILIGHT SENTINEL T62	TRUNK LOCK A90	DE-FOGGER C50	CRUISE CONTROL K30	HEADLAMP CONTROL T60	CONT. DIFFERENTIAL EXCEPT EL DORADO G80	LEVEL CONTROL G67	TRUMPET HORN UB8	SEAT WARMER C33 (75).C34	REAR SHOULDER BELTS AS4	FRONT SHOULDER BELTS AB5
ORDER NO.	COLOR	TOP	TRIM		S-B	V	L-O	P	1-2-3-4	8-9	W-T	E	D	K	Y	M	O	F	J	S	B	C	U	G	L	H	A	Z	N
<b>J</b>	<b>90</b>	<b>2</b>	<b>352</b>							<b>19</b>																			

## POLICY

It is a basic policy to accommodate any reasonable customer request for a change in new car order specifications including body style.

If a need for a body style change occurs communicate the request to your Zone Office who will make the change if at all possible.

## PROCEDURE

To change an order, type a complete new order with a new date and mark it REPLACEMENT as shown above. A new date is important, as repeating the original one could be confusing in determining the valid order.

## STANDARD TO SPECIAL

An order changed to a non-standard upholstery or color should be marked REPLACEMENT OF STANDARD ORDER.

This added identification will expedite handling and precludes a search for a previous order assumed to be special. It will be an assurance that the replacement order is in fact a new special order that can be processed without a risk of duplication.

## ATTENTION ZONE OFFICES

Whenever a standard order is changed to a special, it is the responsibility of the zone office to remove it from the Daily Model Status Report of Car Orders (commonly referred to as Master Print Out). This is accomplished with a No. 5 card.

It will be presumed that any non-standard order—new or replacement—received at the Central Office has been cleared from previous records.

## IMMEDIATE REQUEST

A telephone request to hold up an order that is to be replaced may prevent it from being started in the original specifications while the replacement is in the mail.

## ACKNOWLEDGMENT

Provided the car has not been released for production, the replacement order will supplant the original or previous copy on file which will then be returned to the dealer as an acknowledgment. If the replacement order is received after the car has been started, it will be returned marked T L (too late).

## AVOID VERBAL INSTRUCTIONS

A telephone call to stop production of an order that is to be replaced is highly recommended as previously explained. But due to the risk of error, only in extraordinary circumstances should verbal requests be made to change orders.

Correctly typing a replacement order at the dealer's office insures the quickest handling. The new order flows through an established procedure and avoids any verbal misunderstanding. It permits a final check for accuracy and provides a formal acknowledgment which would not be available otherwise.

## SUMMARY

1. Telephone to hold order.
2. Type a replacement.
3. Double check for accuracy.
4. Mail.

# PREFERENCE LIST

## ORDER STATUS

Each new car order 5600A requires a status classification in one of these categories:

	Code
Sold	S
Stock	U
Rental & Leasing	R
Demo	D

Sold orders will receive preference in production scheduling when there is a choice between a sold and stock order.

## TO EXPEDITE

In addition to the above automatic priority, the most effective method for expediting urgently needed cars is through the medium of a Preference List.

## PRIORITY

Order numbers should be listed in descending sequence based upon their relative importance.

Do not group by body styles. Unsold orders, to balance stocks, should also be considered and listed. Mark the classification of each order according to one of the four order status categories.

## PRODUCTION NOTICE

Do not list orders for which a notice of production has been received. This notice indicates that the car is in the final stages of assembly and no further action is required.

## FRIDAY MAILING

Dealers should mail a new list every Friday. This is a desirable cycle, as it utilizes the week-end for transit.

## RE-LIST UNSCHEDULED ORDERS

When received at the zone office, the new preference list will supersede the previous one; therefore, any orders for which production notices have not been received should be re-listed. This presents an opportunity for revising the sequence of unscheduled orders as latest demands may dictate.

## REPLACEMENT ORDERS

If a Replacement Order (especially a recent one) is being listed, a worth while precaution is to mention the date of the replacement order to prevent the original or previous order from being scheduled.

## OTHER MARKINGS

Do not use the Preference List for other messages or requests to change specifications, as they are likely to be overlooked.

## SCHEDULING

Subject to availability of materials, orders on the Preference List will be given priority in as nearly the sequence listed as possible.

## FORMS

A supply of Preference Lists, form 1541A, is available upon request.

1	REAR WARMER (75) C34
2	REAR SHOULDER BELTS A54
2	FRONT SHOULDER BELTS A85

that is to  
ted in the  
it is in the

or produc-  
e original  
returned  
e replace-  
n started,

order that  
reviously  
in extra-  
quests be

at the  
The new  
lure and  
its a final  
acknowl-  
rwise.

# COURTESY DELIVERIES

Prior to requesting shipment of a new Cadillac car to another Cadillac dealer in the United States for "Courtesy Delivery", consent must be obtained by the selling dealer, preferably in writing, from the dealer who is to receive the car for delivery. A specific release is to be obtained for each car involved. An agreement for one or the first car will not constitute blanket courtesy delivery approval of subsequent or additional vehicles.

After such permission is granted, complete arrangements should be made and delivery instructions furnished to the delivering dealer including the following:

1. On New Car Order form 5600A state that approval of dealer to whom shipment is to be made has been secured. Furnish name of individual giving such approval.
2. In spaces captioned (B) SHIP TO CODE insert correct dealer code number, dealer name and city. This is most important, as a single incorrect digit may cause the vehicle to be shipped to a wrong destination.
3. Furnish in writing to the dealer who is to make the courtesy delivery the following minimum information:
  - a) **Car Specifications:** A copy of the 5600A Order Form or complete specifications.
  - b) **Customer Contact:** Customer name and address—both home and business—also telephone number if available. If this is not available, advise where customer can be reached.
  - c) **Delivery Date:** Estimate of customer arrival or delivery date.
  - d) **Service Instructions:** List of any extra equipment to be installed or special services performed prior to delivery.
  - e) **Financial:** All financial transactions are to be directly between the participating dealers and not through third parties. It shall be the selling dealer's responsibility to remit to the delivering dealer the suggested delivery and handling charges, plus any other expenses which may be incurred in the process of making the courtesy delivery.
  - f) **Collections:** Any money to be received from the customer is to be for the account of the selling dealer or delivering dealer and not any other parties.
  - g) **Registration:** Advise if license plates will be furnished or are they to be secured by delivering dealer. Such arrangements to be made in advance whenever possible to prevent delay when the car is ready.
  - h) **Sales Tax:** Clarify the sales tax responsibilities according to the various state laws that may be involved. Establish a clear understanding as to who will make such payment.
  - i) **Insurance:** Customer should be reminded of insurance coverage.
  - j) **Storage Charges:** In case unexpected delays are encountered in delivery, storage charges may be incurred that will be the obligation of the selling dealer.

Acceptance of a car for delivery on a courtesy basis is an accommodation that entails responsibilities which the selling dealer should faithfully discharge in order to facilitate and expedite the registration, handling and "courtesy" delivery of the car.

# CUSTOMER WILL CALL

Facilities are available for "Customer Will Call" which means delivery of a new car in Detroit, Michigan to a retail customer for the account of a Cadillac dealer.

Arrangements for such deliveries must be booked well in advance of the wanted date. This date, or one as close to it as possible, will be confirmed by the Central Office through the Zone Office.

Cars for "CWC" delivery are prepared in a facility into which cars are scheduled on a continuous basis. Reservations must, therefore, be made according to a time schedule in order to maintain a uniform flow of work. Also, the order selected must be one that has not yet

been released for production. The reason for this is that some preparation work is done on the conveyor during final assembly.

This means, too, that a car already built cannot be re-routed and prepared as a CWC because it would actually take longer than scheduling a new order from the beginning.

Be sure to furnish pertinent information such as customer's name, address and properly completed release forms CAD. 3868. The blue copy of the form must be mailed prior to customer arrival at the factory. Customer must present the pink copy to secure delivery.

Regular factory delivery and handling charges will apply.

## CALIFORNIA COURTESY DELIVERIES

Courtesy delivery of an automobile by any California dealer for the accommodation of another dealer is subject to a tax under Section 6007 of the California Sales and Use Tax Law.

### ATTENTION CALIFORNIA DEALERS

A procedure approved by the California State Board of Equalization for the reporting of such tax liability by California auto dealers follows:

The tax should be computed, collected and remitted in precisely the same manner that governs the California dealers' own local sales and deliveries. The tax base is the actual selling price as reported to the delivering dealer by the selling dealer or as revealed in an invoice submitted by the customer (plus the selling price of any accessories added by the delivering dealer). If the actual selling price is unavailable, it should be assumed to be the list price. The California State Board of Equalization auditors, when examining dealers sales and use tax returns, will look for the inclusion of courtesy deliveries on the above basis.

### CALIFORNIA TAXES

Cars shipped to the State of California by Cadillac Motor Car Division for delivery in California, as a courtesy to dealers elsewhere, are subject to California Sales Tax and in certain localities additional local taxes. This should be carefully explained to the customer, as it will apply in addition to any other taxes that may have been paid to another state or local government agency. The fact that the car will be licensed in another state or that other state and local taxes are levied will not exempt the payments of California taxes.

### CUSTOMER NAME AND ADDRESS

When Cadillac Motor Car Division is requested to make such courtesy shipment, the ordering outlet must furnish with the New Car Order the retail purchaser's name and address, as the Manufacturer is required to report such information to the California Bureau of Motor Vehicles.






# DELIVERY INFORMATION

- (A)** Delivering outlet code. It is important that the correct six-digit numerical code is used to assure that the proper dealer imprint appearing on "Thank You" card.
- (B)** Purchaser's name, address, zip code and county. Incomplete or incorrect purchaser data often causes mail to be undeliverable. Purchaser should be the owner of the car. If purchaser is a rental or leasing company, show only the company name and address; do not include the lessee.
- (C)** Customer classification. Check one box. If purchaser is a rental or leasing company, only the LEASING box should be checked.
- (D)** Date of delivery must be the date the retail purchaser actually accepts delivery of the vehicle by taking physical possession of it personally or through his agent. Thus, the date of delivery may vary from the dealer invoice date or actual payment date.
- (E)** Delivering dealer's name, address and salesman assists in the identification and handling of the cards.
- (F)** Demonstrator date. If car had been in demonstrator service at any time, enter the date that it was placed in service in addition to the retail delivery date.
- (G)** Trade-in data. Identify trade-in by typing last two digits of model year next to the proper make or X for "no-trade". The "Chrysler Other" and "Ford Other" designations can be used for all cars of these manufacturers, except those shown separately. No other identification is necessary.
- (H)** Mailing services. Dealers participating in the "Thank You Calendar program and/or the Service Reminder program" may exclude the purchaser from either or both programs by placing an X in the appropriate space. This new feature provides a convenient means for informing Cadillac that the particular purchaser is not to be enrolled. If the purchaser has traded a Cadillac, entering the Vehicle Identification Number of the used car will discontinue mailing services, thus avoiding duplicate mailings and unnecessary dealer expense.

## RED-STRIPED DELIVERY REPORT CARDS

If the original yellow-striped card is incorrect or unavailable due to any cause such as: being mislaid, submitted in error, spoiled in preparation, etc., a red-striped card should be substituted and the same information filled in as previously illustrated. The red-striped card will not be pre-printed, so this information must also be filled in. These cards should be used to submit address corrections for original owners. A supply of the revised red-striped cards are available upon request from the Zone Office.

# FIELD TRANSFER AND DEMONSTRATOR

SALMON STRIPE			
<b>1</b> ENGINE NUMBER	<b>2</b> DATE		
<b>IMPORTANT:</b> THE SELLING DEALER, ONLY, SHOULD REPORT A FIELD TRANSFER.			
<b>CHECK ONE</b> <input type="checkbox"/> <b>3</b> FIELD TRANSFER <input type="checkbox"/> <b>4</b> DEMONSTRATOR	<b>INSTRUCTIONS</b> 1. IF ITEM 3 IS CHECKED, FILL IN ALL ITEMS 2. IF ITEM 4 IS CHECKED, DO NOT FILL IN ITEMS 7 OR 8 3. TYPE ALL INFORMATION WITHIN ALLOTTED SPACES		
 <b>FIELD TRANSFER AND DEMONSTRATOR REPORT</b> CADILLAC MOTOR CAR DIVISION GENERAL MOTORS CORPORATION DETROIT, MICHIGAN 48232			
<b>5</b> REPORTING OUTLET NUMERICAL CODE	<b>6</b> REPORTING OUTLET	<b>7</b> RECEIVING OUTLET NUMERICAL CODE	<b>8</b> RECEIVING OUTLET
FIRM NAME		FIRM NAME	
ADDRESS		ADDRESS	
CITY STATE		CITY STATE	
<small>CAR 19224            1 2 3 4 5 6 7 8 9 10 11 12 13 14 15 16 17 18 19 20 21 22 23 24 25 26 27 28 29 30 31 32 33 34 35 36 37 38 39 40 41 42 43 44 45 46 47 48 49 50 51 52 53 54 55 56 57 58 59 60 61 62 63 64 65 66 67 68 69 70 71 72 73 74 75 76 77 78 79 80            (D) RECEIVING CITY (D) ENGINE NUMBER (D) DATE</small>			

## DEMONSTRATOR

Whenever a car is placed in demonstrator service, a salmon-striped card must be submitted to the Zone Office. The card should contain the information designated **1** **2** **4** **5** **6** on the above illustration. Retain the yellow-striped Delivery Report Card and complete it when the demonstrator is sold at retail, being sure to include the demonstrator date.

## FIELD TRANSFER

A field transfer occurs when a new Cadillac is sold by one Cadillac dealer to another. Only the selling dealer should report the transfer to the Zone Office on a salmon-striped card. All items except **4** are to be completed. The original yellow-striped card should be forwarded to the dealer receiving the car. A supply of cards is available upon request from the Zone Office.

## GENERAL INFORMATION—IMPORTANT

It would be appreciated if all cards are typewritten. This assures clarity, avoids incorrect interpretation and unnecessary delays in processing the cards.

A New Car Delivery Report Card must be received at the Zone Office for each car reported delivered on a Dealer 10-Day Report. Credit can be given for the delivery only when the card is received.

Prepare cards promptly after physical delivery and mail them daily to the Zone Office. This will result in prompt credit and mailing of the Protect-O-Plate and "Thank You" card.

A Demonstrator Report Card must be received at the Zone Office for each car placed into demonstrator service. Yellow- or red-striped cards should not be used to report demonstrators. Do not wait until a car is delivered at retail to indicate that it was in demonstrator service.

If a card is submitted for a purchaser who did not take delivery of a car, advise the Zone Office immediately.

Incomplete and incorrect cards will be returned to the dealer with the reason checked on the back of the card.

# NEW FOR 1969

**ALL NEW APPEARANCE . . .** including Radiator Grill, Hood, Fenders and Bumpers.

**HORIZONTAL HEADLAMPS . . .** on "C" and "75"—same as Eldorado which are now exposed.

**WINDOWS . . .** single glass in door windows on "C" and "75" (no vent windows). Rear window on styles G, N, J and B has Eldorado "vee" type.

**FRONT DISC BRAKES . . .** standard on all cars.

**DUAL COMFORT FRONT SEAT . . .** with separate adjusters for driver and passenger.

**HEAD RESTRAINTS . . .** on front seat are standard for all cars.

**IGNITION SWITCH . . .** now on steering column, also locks electrical system, transmission and steering mechanism. Selector must be in PARK to lock and remove key.

**STEERING WHEEL . . .** with rim horn control—all wheels are Black.

**INSTRUMENT PANEL AND GLOVE BOX . . .** the lock is recessed with an easy opening bar.

**ELECTRIC BACK REST RELEASE IN COUPES . . .** when equipped with Power Door Locks—an exclusive Cadillac feature.

**HALO MOLDINGS ON VINYL ROOFS . . .** textured on De Ville, combination chrome bead and color type on Eldorado. Brougham and "75" also have chrome bead type. Eldorado has a french center seam.

**TANDEM WINDSHIELD WIPERS . . .** both swing in unison from right to left. Control is

on left door panel for greater convenience.

**TURN INDICATORS ON INSTRUMENT PANEL . . .** instead of fenders.

**SELF-ADJUSTING RETRACTORS AND "MINI" BUCKLES . . .** for front outboard seat belts.

**SEAT BELT BUCKLE HOLDER . . .** on front seat in all cars except Calais and Limousine S.

**INSIDE REAR VIEW MIRROR . . .** 12" width.

**CRUISE CONTROL . . .** vacuum type on Eldorado—electric on all other cars.

**POWER DOOR LOCKS AND TRUNK LOCK RELEASE . . .** are electric, instead of vacuum.

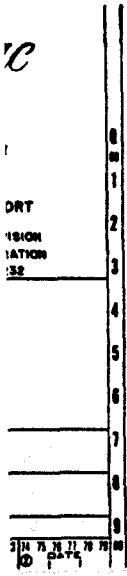
**WHEEL DISCS . . .** newly designed on Eldorado.

**BACK-UP LIGHT ON ELDORADO FUEL FILLER DOOR . . .** two reflectors on lower rear bumper.

**WINDOW LOCK-OUT SWITCH . . .** is two position—Normal and Lock. Ignition key must be turned on to operate any window.

**BUILT-IN "GUARD RAILS" . . .** in "C" and "75" body doors for side impact collision protection.

**AIR FLOW VENTILATION . . .** Calais and De Ville cars without air conditioning have upper ventilation through instrument panel outlets and interior pressure relief valve on body lock pillar (rear pillar on Sedans). This is in addition to the lower cowl quarter outlets. Two push-pull control knobs at each end of lower instrument panel control both systems.



Cadillac  
er. Only  
ansfer to  
card. All  
ted. The  
be for-  
: A sup-  
from the

ct inter-  
reported  
card is

This will  
red into  
trators.  
ce.  
ie Office

l on line

# OPTIONS

1969 EQUIPMENT

*Cadillac*

		CALAIS			DE VILLE		
		Coupe G	Hardtop Sedan N	Con- vertible F	Coupe J	Hardtop Sedan B	Sedan L
BASIC CAR	Includes Factory D & H and manufacturer's suggested dealer delivery and handling charges	\$	\$	\$	\$	\$	\$
FIREMIST COLOR							
VINYL ROOF C08 or C09		N/A	N/A	N/A			
EXPANDED VINYL UPHOLSTERY—Std. Options							
LEATHER UPHOLSTERY—Standard Options		N/A	N/A	STD			
S	DUAL COMFORT SEAT AM6	N/A	N/A				
B	BUCKET SEATS—Inc. Std. Opt. Leather A51	N/A	N/A	N/A	N/A	N/A	N/A
V	SEAT ADJUSTER—DUAL COMFORT PASSENGER AG2	N/A	N/A				
L	LICENSE FRAME—One V50						
O	LICENSE FRAMES—Two V51						
P	FILLER PLATE VK1	N/C	N/C	N/C	N/C	N/C	N/C
1	RADIO—AM-FM Stereo U58						
2	RADIO—AM-FM U69						
3	RADIO—AM U65						
4	RADIO—AM Rear Control U67	N/A	N/A	N/A	N/A	N/A	N/A
W	TIRES—White Wall (5) P26						
WT	TIRES—WHITE WALL (5) HIGHER MILEAGE H.D. PT3	N/A	N/A	N/A	N/A	N/A	N/A
E	GLASS—Soft Ray A01						
D	DOOR EDGE GUARDS B93						
K	AUTOMATIC CLIMATE CONTROL C61						
Y	SEAT ADJUSTERS—						
	6-WAY FRONT—BENCH A42						
	6-WAY DRIVER'S DUAL COMFORT AG1	N/A	N/A				
	4-WAY DRIVER'S BUCKET A46	N/A	N/A	N/A	N/A	N/A	N/A
M	DOOR LOCKS* INCLUDES ELEC. BACKREST RELEASE AU3	*		*	*		
Q	STEERING WHEEL—Tilt & Telescope N37						
F	FLOOR MATS—Rubber Y28						
J	TWILIGHT SENTINEL T82						
S	TRUNK LOCK—Remote Control A90						
B	DE-FOGGER—Rear Window C50			N/A			
C	CRUISE CONTROL K30						
U	HEADLAMP CONTROL—Guide-Matic T80						
G	CONTROLLED DIFFERENTIAL G80						
L	LEVEL CONTROL—Automatic G67						
H	TRUMPET HORN UB8						
A	SEAT WARMER C33						
Z	SHOULDER BELTS—Rear AS4						
N	SHOULDER BELTS—Front A85	STD	STD		STD	STD	STD
ADDITIONAL DEALER INSTALLED ITEMS							
DESTINATION CHARGE							
STATE AND LOCAL TAXES							
LICENSE AND REGISTRATION							
TOTAL							

Legend

N/C	No Charge		Extra Charge Option
N/A	Not Available		
STD	Standard—No Charge		Special Order—Extra Charge



# INDEX

## A

Accessories—See Options	13
Acknowledgment of Special Orders	48
Acknowledgment, Replacement Orders	72
Acrylic Color Materials	66
Additional Leg Room	17
Adjusters, Front Seat	17
All Cloth Trim Style	9, 61
All Cloth Upholstery Options	41, 61
Alternator—See Generator	20
Ampere 63, Generator	20
Applique, Rosewood	9
Arm Rests, Center	25
Ascot Cloth Headlining	23
Ash Trays, Rear "75"	42
Assist Straps "75"	42
Automatic Climate Control	12, 43
Automatic Adjusting Seat Belt Retractor	24
Auxiliary Seats	42
Axle Gear Ratios	20

## B

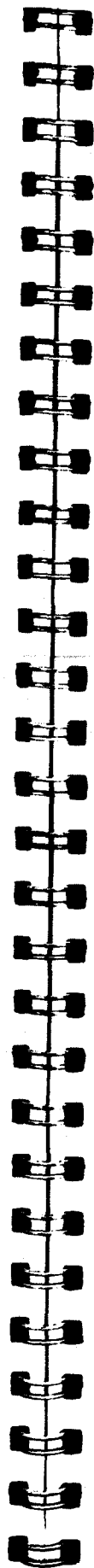
Back Rests, High	14
Back Rest Release, Electric	16, 12
Basic Groups	13
Belts, Lap & Shoulder	24
Belt & Buckle Holder	24
Belt Colors	24
Belt Stowage	24
Bench Seat Adjusters	17
Black & White Interior	57
Black Wall Tires	18, 19
Body Style Numbers	1
Bolsters	4, 5
Boot, Convertible	32
Broadcloth, Wool	62
Brocade—Devereaux	8
Brougham Options Information	40, 41
Brougham Recommended Exterior Colors	41

Brougham, Sixty Special Trims	8
Brougham Trim	4, 5, 41
Bucket Seats, Eldorado	7, 14, 59, 57
Buckle, Mini	24
Bumper Inserts	28
Buttons	50, 51

## C

"C" Cars	6
Calais Options Information	30, 31
Calais Recommended Exterior Colors	31
Calais Trims	4, 5, 31
Calais Trim Style	8
Calais Trumpet Horn	30
Calais Upholstery Fabrics	7
California Courtesy Delivery	75
Car Series	1
Card, New Car Delivery Report	76
Carpets, Codes & Colors	22
Carpets, Special	60
Center Arm Rests	25
Change an Order—How?	72
Chauffeur Front Compartment	64
Climate Control, Automatic	12, 43
Cloth Composition	62
Cloth Front & Rear "75"	43, 46
Cloth Patterns	7
Cluster Bezel Insert	26
Code X Instead of 000	67
Codes, Body Style	1
Color Availability, Shoulder Belt	25
Color Codes	2
Color Identification, Manufacturer's	2
Color Usage	2
Color Recommendations	9, 10, 11
Color Recommendations	
Calais	31
De Ville Convertible	33
Coupe & Hardtop Sedan de Ville	35

8  
5, 41  
59, 57  
24  
28  
50, 51  
6  
30, 31  
31  
5, 31  
8  
30  
7  
75  
1  
22  
60  
25  
72  
64  
2, 43  
62  
3, 46  
7  
26  
67  
1  
25  
2  
2  
2  
0, 11  
33  
35



Sedan de Ville ..... 37  
 Eldorado ..... 39  
 Brougham & Sixty Special ..... 41  
 Color Restricted Components ..... 51  
 Color-Top Recommendations ..... 3  
 Color-Trim Recommendations ..... 10, 11  
 Colors, Exterior ..... 2  
 Colors, Past Model ..... 66  
 Colors, Belt ..... 24  
 Component Color Restrictions, Interior .. 51  
 Conquest Sales ..... 48  
 Console, Bucket Seat ..... 59  
 Conversation Piece ..... 7  
 Convertible Options Information ..... 32, 33  
 Convertible Exterior Color  
 Recommendations ..... 33  
 Convertible Shoulder Belts ..... 24, 32  
 Convertible Top Boot ..... 32  
 Convertible Tops ..... 3, 5, 32  
 Cord Trim ..... 63  
 Coupe & Hardtop de Ville  
 Options Information ..... 34, 35  
 Coupe Back Rest Release ..... 16  
 Courtesy Deliveries ..... 74  
 Courtesy Delivery, California ..... 75  
 Cruise Control ..... 12  
 Customer Will Call ..... 75

**D**  
 Dardanelle Cloth ..... 7  
 Decameron Cloth ..... 7, 30  
 De-Fogger, Rear Window ..... 12  
 De-Fogger, "75" ..... 43  
 Deliveries, Courtesy ..... 74  
 Delivery Information ..... 76, 77  
 Delphine/Flair Cloth ..... 8  
 Demand & Supply, "75" ..... 47  
 Demonstrator & Field Transfer ..... 78  
 De Ville Interior Information ..... 32 thru 37  
 De Ville Special Leather ..... 52  
 De Ville Trims ..... 4, 5, 8  
 Door Carpet ..... 22

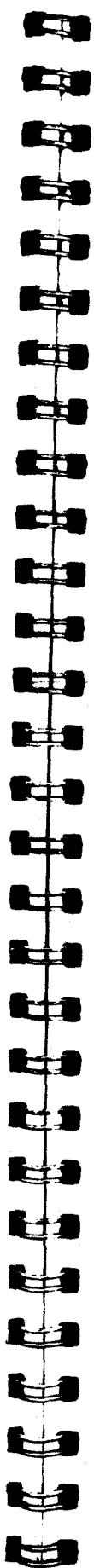
Door Inserts ..... 9  
 Door Locks, Power ..... 12  
 Door Locks, Power "75" ..... 42  
 Door Panels ..... 50  
 Door Pulls ..... 51  
 Driver Seat Adjuster ..... 17  
 Dual Comfort Seat ..... 7, 14  
 Dual Comfort Seat on L ..... 55  
 Dual Comfort Seat Adjusters ..... 14, 17  
 Dubonnet Tricot Knit ..... 8  
 Dubonnet is Two-Tone ..... 39

**E**  
 Eldorado Body Assembly ..... 48  
 Eldorado Bucket Seats ..... 14, 59  
 Eldorado Color Recommendations ..... 39  
 Eldorado Options Information ..... 38, 39  
 Eldorado Limitations ..... 51  
 Eldorado Made in Ohio ..... 48  
 Eldorado Takes Longer ..... 48  
 Eldorado Tire Options ..... 18  
 Eldorado Trims ..... 4, 5, 8, 39  
 Electric Back Rest Release ..... 12, 16  
 Electric Door Locks ..... 12, 16  
 Engine, L. C. .... 67  
 Equipment ..... 12, 13, 80, 81  
 Equipment Options & Groups ..... 13  
 Expanded Vinyl ..... 8, 58  
 Expediting Orders ..... 73  
 Export Policy ..... 67  
 Exterior Colors ..... 2  
 Exterior Ornamentation ..... 26, 28  
 Exterior Recommendations  
 Calais ..... 31  
 De Ville Convertible ..... 33  
 Coupe & Hardtop Sedan de Ville .... 35  
 Sedan de Ville ..... 37  
 Eldorado ..... 39  
 Brougham & Sixty Special ..... 41  
 Extra Charge Statement ..... 6  
 Extra Charge ..... 56  
 Extra Charge Maximum Leather ..... 54

<b>F</b>		Herringbone Tweed .....	8
Fabric Material .....	62	High Back Rests .....	14
Factory Delivery .....	75	High C Trumpet Horn .....	12
Features & Equipment—"75" .....	44	High Speed Tires .....	18
Field Transfer and Demonstrator .....	78	Higher Mileage H.D. Tires .....	18, 19
5600A Order Illustration .....	71	Holder, Belt & Buckle .....	24
5600A Instructions .....	70	Horn Control .....	12, 26
Firemist Colors .....	2, 65	<b>I</b>	
Flair/Delphine Cloth .....	8	Ignition Switch .....	79
Fleetwood Brougham		Illustration, 5600A Order .....	71
Interior Information .....	40, 41	Inserts, Seat .....	4, 5
Fleetwood Sixty Special		Instruction, 5600A .....	70
Interior Information .....	40, 41	Instructions, Special Features .....	68
Floor Covering .....	22	Instrument Panels .....	9, 26, 27
Floor Mats .....	21, 43, 75	Interior Information .....	7, 8, 9
Follow-Up Special Orders .....	48	Interior Information	
Four-Way Adjuster .....	59	Calais .....	30
Front Compartment, "75" Cloth .....	46	De Ville Convertible .....	32
Front—Leather or Cloth .....	43	Coupe & Hardtop Sedan de Ville .....	34
Front Seat Adjusters .....	17	Sedan de Ville .....	36
Front Seat, Leather .....	64	Eldorado .....	39
Front Seat Location .....	17	Brougham & Sixty Special .....	41
Front Seat Types .....	15	Interior Options—205 .....	7
Front Shoulder Belts .....	24	Interior Ornamentation .....	26, 27
<b>G</b>		<b>L</b>	
Garnish Moldings .....	23	L. C. Engine .....	67
Gear Ratios .....	20	Laces .....	56
General Information .....	6	Laminated Safety Plate Glass .....	20
Generator, 63 Amp. ....	20	Lamps, Side Marker .....	26
Glass .....	20	Landau "75" Headlining .....	23
Grain, Leather .....	49	Landau Roof, "75" .....	43, 45
Grain, Sierra or Ostrich Leather .....	53	Lead Time, "75" .....	47
Groups, Equipment .....	13	Leather, Standard & Special .....	49
<b>H</b>		Leather in De Ville, Special .....	52
Halo Moldings .....	79	Leather Front .....	64
Hardtop Sedan de Ville .....	34, 35	Leather Front in R .....	43
Headlining .....	23, 51	Leather, Machine Punched .....	50
Headlining, Landau .....	45	Leather, Maximum .....	54
Headlining Color & Materials .....	23	Leather Not In Calais .....	8, 58



..... 8  
 ..... 14  
 ..... 12  
 ..... 18  
 ... 18, 19  
 ..... 24  
 ... 12, 26  
  
 ..... 79  
 ..... 71  
 .... 4, 5  
 ..... 70  
 ..... 68  
 , 26, 27  
 ... 7, 8, 9  
  
 ..... 30  
 ..... 32  
 ..... 34  
 ..... 36  
 ..... 39  
 ..... 41  
 ..... 7  
 26, 27  
  
 ..... 67  
 ..... 56  
 ..... 20  
 .. 26  
 .. 23  
 43, 45  
 .. 47  
 .. 49  
 .. 52  
 .. 64  
 .. 43  
 .. 50  
 ..  
 8, 58



Leather, Special—P or M	53
Leather Trim Chart	5
Leg Room, Additional	17
Length, Overall	1
Length of Shoulder Belts	24, 25
Light Dubonnet Stripe	39
Limitation of Trims	7
Limousine Features	44
Limousine, Style S	42
Liner, Top	32
<b>M</b>	
Madrid Grain	7
Manual Back Rest Release	16
Manufacturers Color Numbers	2
Marshall Springs	15
Mats, Rubber Floor	21
Maximum Leather	54
Mini Buckles	24
<b>N</b>	
New Car Delivery Report Card	76
New for 1969	79
Non-Standard Colors	66
Notch Back Bench	14
Number of Trim Options—205	7
Nylon Carpet	22
<b>O</b>	
Optional Equipment	12, 80, 81
Optional Equipment—"75"	44
Optional Seats	14, 15
Options, Extra Charge Statement	6
Options	80, 81, 13
Options "75"	44
Order Changes	72
Order Examples	71, 50
Order Form Instructions	70
Order Illustrations	
All Cloth	61

Bucket Seat	59
Carpet	60
Cloth Front	46
Dual Comfort Seat on L	55
Firemist Colors	65
Landau Roof	45
Leather Front	64
Leather in de Ville	52
Leather in P or M	53
Maximum Leather	54
Seats Only	56
Special Colors	66
Trim 719	63
Two-Tone	57
Vinyl Upholstery	58
Wool Broadcloth	62
Order Status	73
Ornamentation	26
Ornamentation, Interior	27
Ornamentation, Exterior	28
Ostrich Grain Leather	7
Outside Rear View Mirror	42
Overall Length	1
<b>P</b>	
Padded Roof	5, 3
Padded Roof—"75"	43, 45
Passenger Seat Adjuster	17
Past Model Colors	66
Past Model Upholstery	50
Pique Stitch Design	9
Ply Rating, Tire	19
Power Door Locks	12
Power Door Locks—"75"	42
Power Window Controls—"75"	43
Preference List	73
Premium Colors	65
Price & Time—"75" Special Interior	47
Priority, Preference List	73
Production Notice	73
Production Scheduling	73

<b>R</b>		Seat Descriptions .....	14
Ratios, Gear .....	20	Seats Only .....	56
Rayon Carpet .....	22	Sedan de Ville—Dual Comfort Seat .....	55
Rear Ash Trays .....	42	Sedan Seat .....	52
Rear Bumper Insert .....	28	Scheduling Priority .....	73
Rear Control Radio .....	43	Seats & Adjusters .....	14, 15
Rear Controls—"75" .....	43	Seat Belts & Retractors .....	24
Rear Shoulder Belts .....	24	Seat Springs .....	15
Rear Window De-Fogger .....	12	Sedan de Ville	
Rear Window Size, Landau .....	45	Exterior Recommendations .....	37
Recliner Not Available .....	7	Options Information .....	36, 37
Reclining Position .....	7, 14	Sedan, "75" .....	42
Recommendations		Series, Car .....	1
Color-Top .....	3	Seventy-Five Features .....	44
Color-Trim .....	10, 11	Seventy-Five, Fleetwood .....	42
Red-Striped Delivery Report Card .....	77	"75" Special Interior—Time & Price .....	47
Regular Bench Seat .....	14	"75" Optional Equipment .....	44
Replacement Orders & Policy .....	72	"75" Trim .....	4, 5
Restricted Component Colors .....	51	Ship To, Courtesy Delivery .....	74
Retail Delivery .....	76	Shipment to California .....	75
Retractors, Automatic Seat Belt .....	24	Shoulder Belts .....	51, 24
Roof, Landau .....	45	Shoulder Belt Colors & Lengths .....	25, 24
Rosewood Applique .....	9	Side Marker Lamps .....	26, 28
Rosewood Inserts .....	9, 27	Side Moldings .....	28
Rubber Floor Mats .....	21, 43	Sierra Grain Leather .....	7
<b>S</b>		Six-Way Seat Adjuster .....	17, 14
S. R. Meaning .....	50	60-40 Seat .....	7, 14
Safety Plate Glass, Laminated .....	20	Sixty Special Option Information .....	40
Seat Adjuster, Bucket .....	59	Sixty Special Trims .....	4, 5, 41
Seat Adjusters, Dual Comfort .....	55	Soft Ray Glass .....	20
Seat Adjusters, Information .....	17	Special Carpets .....	60
Seat Materials		Special Exterior Colors .....	66
Brougham .....	41	Special Features Illustrations .....	69
Calais .....	31	Special Features Instructions—5600A .....	68
Convertible .....	33	Special Leather .....	49
Coupe de Ville .....	35	Special Leather, P or M .....	53
Eldorado .....	39	Special Order Illustrations .....	52 thru 66
Hardtop Sedan de Ville .....	35	Special Request Program .....	48
Sedan de Ville .....	37	Special Request Leather .....	52
Sixty Special .....	41	Special Trim Instructions .....	68
		Springs, Seat .....	15

14  
 56  
 55  
 52  
 73  
 14, 15  
 24  
 15  
 37  
 36, 37  
 42  
 1  
 44  
 42  
 47  
 44  
 4, 5  
 74  
 75  
 51, 24  
 25, 24  
 26, 28  
 28  
 7  
 17, 14  
 7, 14  
 40  
 5, 41  
 20  
 60  
 66  
 69  
 68  
 49  
 53  
 hr 66  
 48  
 52  
 58  
 15

Standard Equipment, "75" ..... 44  
 Standard Seats ..... 15, 14  
 Steering Wheel ..... 9, 26, 27  
 Steering Wheel/Horn Control ..... 12  
 Stereo Tape Player ..... 12  
 Stowage of Belts ..... 24  
 Strato-Bench Seat ..... 14  
 Stripe of Dubonnet Cloth ..... 39  
 Style Numbers ..... 1  
 Sunburst Design ..... 8  
 Sun Shades ..... 23  
 Supply and Demand, "75" ..... 47  
 Switch Locations, Front Seat ..... 17  
  
**T**  
 Taffeta Headlining ..... 23  
 Textures, Interior ..... 27  
 Third Key, "75" Limousine ..... 43  
 Three-Pillow Style ..... 9  
 Time and Price—"75" Special Interior .. 47  
 Time Required—Special Orders ..... 48  
 Tires ..... 18, 19  
 Top Boot ..... 32  
 Top-Color Recommendations ..... 3  
 Top Liner ..... 32  
 Tops, Convertible ..... 32  
 Travana Quality Carpet ..... 22  
 Trenton Quality Carpet ..... 22  
 Trianon Quality Carpet ..... 22  
 Tricot Knit Dubonnet ..... 8  
 Trim Chart ..... 4, 5  
 Trim—Color Recommendations ..... 10, 11  
 Trim Options—205 ..... 7  
 Trim Options ..... 34  
 Trim 719 ..... 63  
 Trim Styles ..... 34, 7, 8, 9  
 Trim Styles Not Interchangeable ..... 50  
 Trim Styles, "75" ..... 43  
 Trim Color Recommendations ..... 31 thru 38  
 Trumpet Horn ..... 12  
 Trumpet Horn in Calais ..... 30

Trunk Lid Ornamentation ..... 28  
 Turn Indicator ..... 79  
 Two-Tone Cloth Dubonnet ..... 39  
 Two-Tone Exteriors ..... 65  
 Two-Tone Interiors ..... 56, 57  
 Types of Upholstery Fabrics ..... 9  
 Tyrol Quality Carpet ..... 22

**U-V**

UPC Codes ..... 13, 80, 81  
 UPC Symbols ..... 6  
 Uniform Parts Codes ..... 13  
 Unordered Options ..... 12  
 Upholstery Chart ..... 4, 5  
 Upholstery Charts

Brougham & Sixty Special ..... 41  
 De Ville ..... 33 thru 37  
 Eldorado ..... 39

Upholstery Composition ..... 62  
 Upholstery Fabrics ..... 7, 8, 9  
 Upholstery Options, 205 ..... 7  
 Upholstery Recommendations ..... 10, 11  
 Vinyl Roof Codes & Colors ..... 3, 5, 6  
 Vinyl Upholstery, Special Colors ..... 58

**W**

Weights, Car ..... 1  
 Wheelbase ..... 1  
 White Side Wall Tires ..... 18  
 Will Call, Customer ..... 75  
 Windows, No I.C.V. .... 79  
 Wool Broadcloth ..... 62  
 Work Sheet ..... 67

**X-Y-Z**

X Instead of 000 ..... 48, 67  
 X Order Instructions ..... 68, 69  
 Yellow-Edged Pages ..... 31 thru 45  
 Yellow-Striped Card ..... 76  
 Yellow-Striped Pages ..... 6, 9, 31 thru 45  
 Zig-Zag Springs ..... 15

*Memorandum*

## **NOTICE**

**This book provides facts and information concerning 1969 Cadillac car colors, upholstery and equipment options—both regular production and special request.**

**Unless specifically stated otherwise, it is understood that all reference to options, optional equipment, special request, special feature or special order is at extra charge.**

**All information is based upon the latest product knowledge available at time of publication.**

**Cadillac Motor Car Division, General Motors Corporation, reserves the right to make changes at any time, without notice, in colors, materials, options, accessories, special equipment, specifications and body types and also to discontinue or add body types.**

**Any questions may be referred to:**

**Sales Distribution Department  
CADILLAC MOTOR CAR DIVISION—GENERAL MOTORS CORPORATION  
Detroit, Michigan 48232  
August 8, 1968**

1969  
EXTERIOR ACRYLIC PAINT  
COLOR CHART

Refer to Body name plate on cowl of car for Paint Color No. and Roof Top Code. The two digit number on the name plate indicates exterior paint color, and the single letter, if any, indicates color of roof top cover. For example, "12K" indicates exterior paint color white with black roof top covering, whereas "12" indicates paint color white on entire car exterior.

Use Stock No. shown in this chart to order paint from local paint suppliers.

**BODY AND SHEET METAL**

Exterior Paint Color No.	Color Name	Original Color No.	Mfr.	Stock No. R-M	Stock No. Dupont	Stock No. Ditzler
10	Sable Black	870-848	▲Forbes	A-946	88L	DDL-9400
12	Cotillion White	*L-67-WD007	R-M	A-2080	5033L	DDL-2058
16	Patina Silver	■926-99642	Dupont	A-2108	5032L	DDL-2059
18	Phantom Gray	*870-3927	▲Forbes	A-2090	5031L	DDL-2060
24	Astral Blue	■927-99480	Dupont	A-2100	5015L	DDL-2077
26	Athenian Blue	L-68-AD006	R-M	A-2084	5037L	DDL-2062
28	Persian Aqua	*L-68-BD023	R-M	A-2085	5039L	DDL-2063
30	Palmetto Green	■927-99338	Dupont	A-2103	5012L	DDL-2080
36	Rampur Green	L-68-BD012	R-M	A-2087	5041LH	DDL-2065
40	Colonial Yellow	927-99484	Dupont	A-1715	5036L	DDL-81500
42	Cameo Beige	*L-68-GD017	R-M	A-2088	5042L	DDL-2066
44	Shalimar Gold	■927-99335	Dupont	A-2106	5010L	DDL-2082
46	Cordovan	L-68-LD007	R-M	A-2089M	5043L	DDL-2067
47	Wisteria	■927-99333	Dupont	A-2082R	5035L	DDL-2068
48	San Mateo Red	L-68-RD015	R-M	A-2092F	5069LM	DDL-71642
49	Empire Maroon	927-99014	Dupont	A-2081F	5034LH	DDL-2069
90	Sapphire Blue Firemist	927-99490	Dupont	A-2093G	5059L	DDL-2070
94	Chalice Gold Firemist	L-68-BD018	R-M	A-2097G	5048L	DDL-2071
96	Biscay Aqua Firemist	L-68-LD008	R-M	A-2094G	5045L	DDL-2072
97	Nutmeg Brown Firemist	L-68-BD021	R-M	A-2096G	5047L	DDL-2073
99	Chateau Mauve Firemist	L-68-ND016	R-M	A-2095G	5046L	DDL-2074
		L-68-BD007	R-M			

- \* 1969 exc. Eldorado
- 1969 Eldorado
- ▲ Ditzler supplier for Forbes refinishing materials.

**PAINTED MOLDINGS USED WITH ROOF TOP COVERINGS**

(Note: For proper gloss use flattening agent)

Roof Top Code	Color Name	Stock No. R-M	Stock No. Dupont	Stock No. Ditzler
J	White	1-69-C93	9673L	DDL- 8778
K	Black	1-69-C41	88L	DDL- 9348
L	Dk. Blue	1-69-C29	9674L	DDL-13818
M	Lt. Flax	1-69-C84	9675L	DDL-23190
N	Dk. Cordovan	1-69-C85	9678L	DDL-23192
R	Med. Gold	1-69-C79	9679L	DDL-23191

**WHEELS**

Color Name	Stock No. R-M
Black	P403

FOR INTERIOR COLORS SEE CHARTS ON FOLLOWING PAGES

## TRIM CODE COLOR REFERENCE CHART

Reference Chart for Determining Paint Colors on Interior Parts from the Paint Charts by Trim Code No. (Trim Code No. is stamped on Metal Plate Attached to Left Side of Cowl Under Hood near Hood Hinge).

The letter (S) suffixed to a trim comb. number refers to the Dual Comfort 60/40 sectional front seat assembly for styles 68069, 68169, 68347, 49 and 67 only.

## Styles 68069(M),68169(P)

Trim Comb. 011,011S	Black Devereaux (Cloth) w/Black (Leather)
016,016S	Light Gray DuBonnet (Cloth)
026,026S	Dark Blue DuBonnet (Cloth)
029,029S	Med. Aqua Devereaux (Cloth) w/Med. Aqua (Leather)
031,031S	Dark Green Dumont (Cloth) w/Dark Green (Leather)
042,042S	Light Flax DuBonnet (Cloth)
044,044S	Med. Gold Devereaux (Cloth) w/Antique Med. Gold (Leather)
046,046S	Dark Cordovan Dumont (Cloth) w/Antique Dark Cordovan (Leather)
047,047S	Dark Mauve Devereaux (Cloth) w/Dark Mauve (Leather)
049,049S	Dark Maroon Devereaux (Cloth) w/Dark Maroon (Leather)
051,051S	Black (Leather)
052,052S	White (Leather) w/Black Carpet
066,066S	Dark Blue (Leather)
071,071S	Dark Green (Leather)
082,082S	Antique Light Flax (Leather)
084,084S	Antique Med. Gold (Leather)
086,086S	Antique Dark Cordovan (Leather)
087,087S	Dark Mauve (Leather)
088,088S	Med. Red. (Leather)

## Styles 68247(G),49(N)

Trim Comb. 211	Black Decameron (Cloth) w/Black (Coated Fabric)
226	Dark Blue Decameron (Cloth) w/Dark Blue (Coated Fabric)
229	Med. Aqua Decameron (Cloth) w/Med. Aqua (Coated Fabric)
231	Dark Green Decameron (Cloth) w/Dark Green (Coated Fabric)
242	Light Flax Decameron (Cloth) w/Antique Light Flax (Coated Fabric)
244	Med. Gold Decameron (Cloth) w/Antique Med. Gold (Coated Fabric)
251	Black (Coated Fabric)
282	Antique Light Flax (Coated Fabric)

## Styles 68347(J),49(B),69(L)

Trim Comb. 311,311S	Black Dardanelle (Cloth) w/Black (Leather)
326,326S	Dark Blue Delphine (Pattern Cloth) and Flair (Plain Cloth) w/Dark Blue (Leather)
329,329S	Med. Aqua Delphine (Pattern Cloth) and Flair (Plain Cloth) w/Med. Aqua (Leather)
331,331S	Dark Green Dardanelle (Cloth) w/Dark Green (Leather)
342,342S	Light Flax Delphine (Pattern Cloth) and Flair (Plain Cloth) w/Antique Light Flax (Leather)
344,344S	Med. Gold Dardanelle (Cloth) w/Antique Med. Gold (Leather)
346,346S	Dark Cordovan Dardanelle (Cloth) w/Antique Dark Cordovan (Leather)
347,347S	Dark Mauve Delphine (Pattern Cloth) and Flair (Plain Cloth) w/Dark Mauve (Leather)
351,351S	Black (Leather)
352,352S	White (Leather) w/Black Carpet
366,366S	Dark Blue (Leather)
(A)371,371S	Dark Green (Leather)
382,382S	Antique Light Flax (Leather)
384,384S	Antique Med. Gold (Leather)
(B)386,386S	Antique Dark Cordovan (Leather)
(B)387,387S	Dark Mauve (Leather)
388,388S	Med. Red (Leather)
(A) Exc. styles 68349,69	
(B) Exc. styles 68369	

## Style 68367(F)

Trim Comb. 351,351S	Black (Leather)
352,352S	White (Leather) w/Black Carpet
353,353S	White (Leather) w/Dark Blue Carpet
354,354S	White (Leather) w/Med. Red Carpet
366,366S	Dark Blue (Leather)
371,371S	Dark Green (Leather)
382,382S	Antique Light Flax (Leather)
384,384S	Antique Med. Gold (Leather)
386,386S	Antique Dark Cordovan (Leather)
387,387S	Dark Mauve (Leather)
388,388S	Med. Red. (Leather)

TRIM CODE COLOR REFERENCE CHART (Cont'd)

Style 69347(H)

Trim Comb. 410	Black Dominion (Cloth) w/Black (Coated Fabric)
411	Black Dubonnet (Cloth) w/Black (Coated Fabric)
426	Dark Blue Dubonnet (Cloth) w/Dark Blue (Coated Fabric)
429	Med. Aqua Dubonnet (Cloth) w/Med. Aque (Coated Fabric)
431	Dark Green Dubonnet (Cloth) w/Dark Green (Coated Fabric)
442	Light Flax Dubonnet (Cloth) w/Antique Light Flax (Coated Fabric)
444	Med. Gold Dubonnet (Cloth) w/Antique Med. Gold (Coated Fabric)
446	Dark Cordovan Dubonnet (Cloth) w/Antique Dark Cordovan (Coated Fabric)
447	Dark Mauve Dubonnet (Cloth) w/Dark Mauve (Coated Fabric)
451,451B.	Black (Leather)
452	White (Leather) w/Black Carpet
466	Dark Blue (Leather)
471	Dark Green (Leather)
482,482B.	Antique Light Flax (Leather)
484	Antique Med. Gold (Leather)
486	Antique Dark Cordovan (Leather)
487	Dark Mauve (Leather)
488	Med. Red (Leather)

Style 69723(R)

Trim Comb. 711	Black Devereaux (Cloth)
716	Light Gray Dubonnet (Cloth)
719	Med. Gray Dumont (Cloth)
726	Dark Blue Dubonnet (Cloth)
742	Light Flax Dubonnet (Cloth)

Style 69733(S) Leather Front Compartment and Cloth Rear Compartment

Trim Comb. 711	Black (Leather) w/Black Devereaux (Cloth)
716	Black (Leather) w/Light Gray Dubonnet (Cloth)
719	Black (Leather) w/Med. Gray Dumont (Cloth)
726	Black (Leather) w/Dark Blue Dubonnet (Cloth)
742	Black (Leather) w/Light Flax Dubonnet (Cloth)

CONVERTIBLE TOP COLOR OPTIONS

Style 68367(F)

- Option J White
- Option B Black
- Option L Dark Blue
- Option M Light Flax
- Option N Dark Cordovan

1969 ROOF COVERING OPTIONS

Styles 68169(P),68347(J),49(B),69(L),69347(H)

- Option J White
- Option K Black
- Option L Dark Blue
- Option M Light Flax
- Option N Dark Cordovan
- Option R Med. Gold



1969

INTERIOR COLOR COMBINATIONS

Steering Column Jacket, Steering Wheel Lower Cover  
Shift Lever Bowl and Signal Switch Housing

All Trim Codes ..... Black..... R-M 1-68-C41  
Dupont 4428-L  
Ditzler DIA-9317

For Metal Windshield Garnish Moldings, Rear Window Defogger Grilles,  
Seat Adjuster Track Covers, Carpet Retainer Covers and Eldorado Rear  
Seat Back Compartment Shelf Molding use 20 % Gloss Paint as indicated.

For Instrument Panel Radio Speaker Grilles, use "0" % Gloss Paint as  
indicated.

<u>To Match</u> <u>Trim Code No.</u>	<u>Color</u>	<u>(Formula No.)</u> <u>Matching Colors</u>
011,011S,051,051S,052,052S,211,251,311,311S,351,351S, 352,352S,410,411,451,451B,452,711,*716,*719,*726,*742	20% Black.....	R-M A-946 Dupont 88-L Ditzler DIA-9248
	"0" % Black .....	R-M 1-68-C41 Dupont 4428-L Ditzler DIA-9317
*69733 Frt. Compartment.		
016,016S,*716,*719	20% Dark Gray .....	R-M 1-69-C13 Dupont 9633-L Ditzler DIA-32790
	"0" % Dark Gray .....	R-M 1-69-C15 Dupont 9651-L Ditzler DIA-32792
*Exc. 69733 Frt. Compartment.		
026,026S,066,066S,226,326,326S,353,353S,366,366S, 426,466,*726	20% Dark Blue.....	R-M 1-69-C26 Dupont 9626-L Ditzler DIA-13794
	"0" % Dark Blue .....	R-M 1-69-C27 Dupont 9648-LH Ditzler DIA-13798
*Exc. 69733 Frt. Compartment.		
029,029S,229,329,329S,429	20% Dark Aqua.....	R-M 1-69-C25 Dupont 9630-LH Ditzler DIA-13795
	"0" % Dark Aqua .....	R-M 1-69-C28 Dupont 9650-LH Ditzler DIA-13799
031,031S,071,071S,231,331,331S,371,371S,431,471	20% Dark Green.....	R-M 1-69-C33 Dupont 9640-LH Ditzler DIA-44015
	"0" % Dark Green .....	R-M 1-69-C34 Dupont 9656-LH Ditzler DIA-44019

1969

INTERIOR COLOR COMBINATIONS (Cont'd)

For Metal Windshield Garnish Moldings, Rear Window Defogger Grilles, Seat Adjuster Track Covers, Carpet Retainer Covers and Eldorado Rear Seat Back Compartment Shelf Molding use 20% Gloss Paint as indicated.

For Instrument Panel Radio Speaker Grilles, use "0" % Gloss Paint as indicated.

To Match Trim Code No.	Color	(Formula No.) Matching Colors
042,042S,082,082S,242,282,342,342S,382,382S,442,482,482B,*742 .....	(1) 20% Dark Flax. . . . . R-M Dupont Ditzler	1-69-C73 9637-L DIA-23170
	(2) 20% Med. Flax . . . . . R-M Dupont Ditzler	1-69-C74 9638-L DIA-23171
	"0" % Dark Flax . . . . . R-M Dupont Ditzler	1-69-C78 9654-L DIA-23177
*Exc. 69733 Frt. Compartment. (1) Exc. Seat Adjuster Track and Carpet Retainer Covers. (2) Seat Adjuster Track and Carpet Retainer Covers.		
044,044S,084,084S,244,344,344S,384,384S,444,484 .....	20% Dark Gold . . . . . R-M Dupont Ditzler	1-69-C76 9628-LH DIA-23168
	"0" % Dark Gold . . . . . R-M Dupont Ditzler	1-69-C77 9649-LH DIA-23143
046,046S,086,086S,346,346S,386,386S,446,486 .....	20% Dark Cordovan. . . . . R-M Dupont Ditzler	1-69-C82 9634-LH DIA-23172
	"0" % Dark Cordovan. . . . . R-M Dupont Ditzler	1-69-C83 9652-LH DIA-23178
047,047S,087,087S,347,347S,387,387S,447,487 .....	20% Dark Mauve. . . . . R-M Dupont Ditzler	1-69-C53 9635-LH DIA-50817
	"0" % Dark Mauve. . . . . R-M Dupont Ditzler	1-69-C55 9653-LH DIA-50820
049,049S .....	20% Dark Maroon . . . . . R-M Dupont Ditzler	1-69-C64M 9639-LM DIA-50818
	"0" % Dark Maroon . . . . . R-M Dupont Ditzler	1-69-C63M 9655-LM DIA-50821
088,088S,354,354S,388,388S,488 .....	20% Med. Red . . . . . R-M Dupont Ditzler	1-68-C51R 9528-LH DIA-71644
	"0" % Med. Red. . . . . R-M Dupont Ditzler	1-69-C56R 9647-LH DIA-71752

1969

INTERIOR COLOR COMBINATIONS

Side Roof Rail Moldings, Side and Back Window  
Garnish Moldings, Seat Side and Back Panels,  
Front Seat Center Arm Rest Finish Covers and  
Door Locking Knob Ferrules.

To Match Trim Code No.	Colors	(Formula No.) Matching Colors
011,011S,051,051S,211,251,311,311S,351,351S,410,411, 451,451B,711,*716,*719,*726,*742 . . . . .	Black . . . . .	R-M Dupont Ditzler A-946 88-L DIA-9248
*69733 Frt. Compartment.		
016,016S,*716,*719 . . . . .	▲ Lt. Gray . . . . .	R-M Dupont Ditzler 1-69-C14 9631-L DIA-32788
*Exc. 69733 Frt. Compartment ▲ Exc. 69723 Seat Side Panels for trim 719.		
026,026S,066,066S,226,326,326S,366,366S,426,466,*726 . . . . .	Dark Blue . . . . .	R-M Dupont Ditzler 1-69-C26 9626-LH DIA-13794
*Exc. 69733 Frt. Compartment.		
029,029S,229,329,329S,429 . . . . .	Med. Aqua . . . . .	R-M Dupont Ditzler 1-69-C24 9636-LH DIA-13796
031,031S,071,071S,231,331,331S,371,371S,431,471 . . . . .	Dark Green . . . . .	R-M Dupont Ditzler 1-69-C33 9640-LH DIA-44015
042,042S,082,082S,242,282,342,342S,382,382S,442, 482,482B,*742 . . . . .	Light Flax . . . . .	R-M Dupont Ditzler 1-69-C72 9629-L DIA-23169
*Exc. 69733 Frt. Compartment.		
044,044S,084,084S,244,344,344S,384,384S,444,484 . . . . .	Med. Gold . . . . .	R-M Dupont Ditzler 1-69-C75 9627-L DIA-23167
046,046S,086,086S,346,346S,386,386S,446,486 . . . . .	Dark Cordovan . . . . .	R-M Dupont Ditzler 1-69-C82 9634-LH DIA-23172
047,047S,087,087S,347,347S,387,387S,447,487 . . . . .	Dark Mauve . . . . .	R-M Dupont Ditzler 1-69-C53R 9635-LH DIA-50817
049,049S . . . . .	Dark Maroon . . . . .	R-M Dupont Ditzler 1-69-C64M 9639-LM DIA-50818
052,052S,352,352S,353,353S,354,354S,452 . . . . .	White . . . . .	R-M Dupont Ditzler 1-69-C92 9625-L DIA-8774
088,088S,388,388S,488 . . . . .	Med. Red . . . . .	R-M Dupont Ditzler 1-68-C51R 9528-LH DIA-71644
719 . . . . .	▲ Med. Gray . . . . .	R-M Dupont Ditzler 1-69-C10 9632-L DIA-32789
▲ 69723 Seat Side Panels.		



# RINSHED-MASON PRODUCTS

1969 CADILLAC

INMONT CORPORATION

5935 Milford Ave. • Detroit, Michigan 48210  
 1244 N. Lemon St. • Anaheim, California 92803

CODE

CODE

CODE

CADILLAC

COTILLION WHITE 12  
A-2080



ASTRAL BLUE IRID. 24  
A-2100



PALMETTO GREEN IRID. 30  
A-2103



CAMEO BEIGE IRID. 42  
A-2088




WISTERIA IRID. 47  
A-2082R



SAPPHIRE BLUE FIREMIST 90  
A-2093G



NUTMEG BROWN FIREMIST 97  
A-2096G



PATINA SILVER IRID. 16  
A-2108



ATHENIAN BLUE IRID. 26  
A-2084



RAMPUR GREEN IRID. 36  
A-2087



SHALIMAR GOLD IRID. 44  
A-2106D




SAN MATEO RED IRID. 48  
A-2092F



CHALICE GOLD FIREMIST 94  
A-2097G



CHATEAU MAUVE FIREMIST 99  
A-2095G



PHANTOM GRAY IRID. 18  
A-2090



PERSIAN AQUA IRID. 28  
A-2085



COLONIAL YELLOW 40  
A-1715



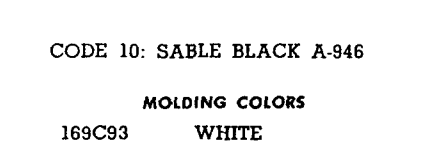
CORDOVAN IRID. 46  
A-2089M



EMPIRE MAROON IRID. 49  
A-2081F



BISCAY AQUA FIREMIST 96  
A-2094G



CODE 10: SABLE BLACK A-946

MOLDING COLORS

- 169C93 WHITE
- 169C41 BLACK
- 169C29 ATHENIAN BLUE
- 169C85 DARK CORDOVAN
- 169C84 LIGHT FLAX
- 169C79 MEDIUM GOLD

(See reverse side for Interior Trim Combinations)

## 1969 CADILLAC INTERIOR COLOR COMBINATIONS

NOTE—Alpha-Cryl formulae containing No. 849 Suede Concentrate produce material of approximately a zero gloss as required.

### Steering Column Jacket, Steering Wheel Lower Cover, Shift Lever Bowl and Signal Switch Housing.

Combination No.	Color	Fisher Code	Tintometer Formula No.
(ALL COMBINATION NO's.)	BLACK	WOA848	168C41
<b>Instrument Panel Radio Speaker</b>			
011, 011S, 051, 051S, 052, 052S, 211, 251, 311, 311S, 351, 351S, 352, 352S, 410, 411, 451, 451B, 452, 711, 716, 719, 726, 742	BLACK	WOA848	168C41
088, 088S, 354, 354S, 388, 388S, 488	MEDIUM RED	WOA3738	169C56R
026, 026S, 066, 066S, 226, 326, 326S, 353, 353S, 366, 366S, 426, 466, 726	DARK BLUE	WOA3837	169C27
044, 044S, 084, 084S, 244, 344, 344S, 384, 384S, 444, 484	DARK GOLD	WOA3841	169C77
029, 029S, 229, 329, 329S, 429	DARK AQUA	WOA3843	169C28
016, 016S, 716, 719	DARK GRAY	WOA3846	169C15
046, 046S, 086, 086S, 346, 346S, 386, 386S, 446, 486	DARK CORDOVAN	WOA3847	169C83
047, 047S, 087, 087S, 347, 347S, 387, 387S, 447, 487	DARK MAUVE	WOA3849	169C55R
042, 042S, 082, 082S, 242, 282, 342, 342S, 382, 382S, 442, 482, 482B, 742	DARK FLAX	WOA3869	169C78
049, 049S	DARK MAROON	WOA3875	169C63M
031, 031S, 071, 071S, 231, 331, 331S, 371, 371S, 431, 471	DARK GREEN	WOA3890	169C34

NOTE—R-M Tintometer Formulae as listed produce standard gloss colors. R-M No. 850 Universal Flattening Concentrate should be added to the Tintometer - Mixed Colors to achieve the desired degree of gloss.

### Windshield Upper Garnish Moldings, Rear Window Defogger Grilles, Seat Adjuster Track Covers, Carpet Retainer Covers and Rear Seat Back Compartment Shelf Molding.

011, 011S, 051, 051S, 052, 052S, 211, 251, 311, 311S, 351, 351S, 352, 352S, 410, 411, 451, 451B, 452, 711, 716, 719, 726, 742	BLACK	W20A848	A-946
088, 088S, 354, 354S, 388, 388S, 488	MEDIUM RED	W20A3738	168C51R
026, 026S, 066, 066S, 226, 326, 326S, 353, 353S, 366, 366S, 426, 466, 726	DARK BLUE	W20A3837	169C26
044, 044S, 084, 084S, 244, 344, 344S, 384, 384S, 444, 484	DARK GOLD	W20A3841	169C76
029, 029S, 229, 329, 329S, 429	DARK AQUA	W20A3843	169C25
016, 016S, 716, 719	DARK GRAY	W20A3846	169C13
046, 046S, 086, 086S, 346, 346S, 386, 386S, 446, 486	DARK CORDOVAN	W20A3847	169C82
047, 047S, 087, 087S, 347, 347S, 387, 387S, 447, 487	DARK MAUVE	W20A3849	169C53R
042, 042S, 082, 082S, 242, 282, 342, 342S, 382, 382S, 442, 482, 482B, 742	DARK FLAX	W20A3869	169C73
049, 049S	DARK MAROON	W20A3875	169C64M
031, 031S, 071, 071S, 231, 331, 331S, 371, 371S, 431, 471	DARK GREEN	W20A3890	169C33

### Side Roof Rail Moldings, Side and Back Window Garnish Moldings, Seat Side Panels, Front Seat Center Arm Rest Finish Covers and Door Locking Knob Ferrules.

011, 011S, 051, 051S, 211, 251, 311, 311S, 351, 351S, 410, 411, 451, 451B, 711, 716, 719, 726, 742	BLACK	W20A848	A-946
088, 088S, 388, 388S, 488	MEDIUM RED	W20A3738	168C51R
052, 052S, 352, 352S, 353, 353S, 354, 354S, 452	WHITE	W20A3835	169C92
026, 026S, 066, 066S, 226, 326, 326S, 366, 366S, 426, 466, 726	DARK BLUE	W20A3837	169C26
044, 044S, 084, 084S, 244, 344, 344S, 384, 384S, 444, 484	MEDIUM GOLD	W20A3840	169C75
042, 042S, 082, 082S, 242, 282, 342, 342S, 382, 382S, 442, 482, 482B, 742	LIGHT FLAX	W20A3842	169C72
016, 716, 719	LIGHT GRAY	W20A3844	169C14
719	MEDIUM GRAY	W20A3845	169C10
046, 046S, 086, 086S, 346, 346S, 386, 386S, 446, 486	DARK CORDOVAN	W20A3847	169C82
047, 047S, 087, 087S, 347, 347S, 387, 387S, 447, 487	DARK MAUVE	W20A3849	169C53R
029, 029S, 229, 329, 329S, 429	MEDIUM AQUA	W20A3868	169C24
049, 049S	DARK MAROON	W20A3875	169C64M
031, 031S, 071, 071S, 231, 331, 331S, 371, 371S, 431, 471	DARK GREEN	W20A3890	169C33

# AMA Specifications—Passenger Car

The information contained herein is prepared, distributed by, and is solely the responsibility of the automobile manufacturing company to whose products it relates. Questions concerning these specifications should be directed to the manufacturer whose address is shown below. This uniform specification form was developed by the automobile manufacturing companies under the auspices of the Automobile Manufacturers Association.

MANUFACTURER	Cadillac Motor Car Division	CAR NAME	Cadillac
MAILING ADDRESS	2860 Clark Street	MODEL YEAR	1969
		ISSUED:	10-15-68
		REVISED (e)	

## NOTES:

1. The General Specifications herein are those in effect at date of compilation and are subject to change without notice by the manufacturer.
2. UNLESS OTHERWISE INDICATED:
  - a. Specifications apply to standard models without optional equipment. Significant deviations are noted.
  - b. Nominal design dimensions are used throughout these specifications.


## TABLE OF CONTENTS

Car & Body Dimensions .....	1,2	Drive Units .....	14	Suspensions .....	21
Engine - Mechanical .....	4	Brakes .....	18, 19	Weights .....	24
Electrical .....	12	Steering .....	20	Index .....	27

## BODY - TYPES AND STYLE NAMES -

Body type, style names; use manufacturer's code for series & body style.

DESCRIPTION	NO. PASS.	STYLE NO.	VEHICLE ID NO.
Fleetwood Sixty-Special Sedan	6	68069	M9100000
Fleetwood Brougham Sedan	6	68169	P9100000
Calais Hardtop Sedan	6	68249	N9100000
Calais Coupe	6	68247	G9100000
DeVille Coupe	6	68347	J9100000
DeVille Convertible	6	68367	F9100000
DeVille Hardtop Sedan	6	68349	B9100000
DeVille Sedan	6	68369	L9100000
Fleetwood Sedan	9	69723	R9100000
Fleetwood Limousine	9	69733	S9100000



# AMA Specifications—Passenger Car

MAKE OF CAR Cadillac MODEL YEAR 1969 DATE ISSUED 10-15-68 REVISED )

## CAR AND BODY DIMENSIONS

See Pages 25, 26 for SAE Dimension Definitions

(All dimensions in inches unless otherwise indicated)

All dimensions to ground are for comparative purposes only. Dimensions are to be shown for:

4-Dr. Sedan, 2-Dr. H.T., 4-Dr. H.T., Convertible and Station Wagon.

MODEL	SAE Ref. No.	ALL
-------	--------------	-----

### WIDTH

Track - Front	W101	63.0
Track - Rear	W102	63.0
Maximum overall car width	W103	79.9
Body width at No. 2 pillar	W117	

### LENGTH

Body "O" to front of dash	L 30	
Wheelbase	L101	129.5 (680-681) 133.0 (75) 149.8
Overall car length	L103	225.0 (680-681) 228.5 (75) 245.3
Overhang - front	L104	37.5
Overhang - rear	L105	58.0
Body upper structure length	L123	105.5 (68369) (106.2) 49-47) 107.3 - 68367*
Body "O" line to $\text{C}$ of rear wheel	L127	105.0
Body "O" line to w/s cowl point	L130	7.0

### HEIGHT

Passenger Distribution (front & rear)		3 Pass. F - 3 Pass. R
Trunk/Cargo load (lbs.)		
Overall height	H101	* 54.4
Cowl height	H114	38.3
Deck height	H138	
Rocker panel - front	To ground	
	From front wheel $\text{C}$	H112
Rocker panel - rear	To ground	
	From rear wheel $\text{C}$	H111
Windshield slope angle	H122	55 Degrees

### GROUND CLEARANCE

		Std. Car	680 & 681	75 Limousine
Bumper to ground - front	H102	10.4	10.5	11.1
Bumper to ground - rear	H104	11.8	10.7	12.9
Angle of approach	H106	18.4 Degrees	18.4	19.6 Degrees
Angle of departure	H107	13.5 Degrees	12.0	15.1 Degrees
Ramp breakover angle	H147	11.4	10.9	11.6
Min. running clearance (Specify)	H156	5.8	5.4	6.4

\*\* 56.6 60 Spec & Brougham  
 55.5 68369  
 54.4 68367  
 58.1 Limousine

126.8 75 Limousine \*  
 106.8 60 Spec.



## AMA Specifications—Passenger Car

MAKE OF CAR Cadillac MODEL YEAR 1969 DATE ISSUED 10-15-68 REVISED (\*)

## CAR AND BODY DIMENSIONS

See Pages 25, 26 for SAE Dimension Definitions  
(All dimensions in inches unless otherwise indicated)

MODEL	SAE Ref. No.	68069 68169	68249	68349	68247	68347	68367	68369	7523	7533
-------	--------------	----------------	-------	-------	-------	-------	-------	-------	------	------

## FRONT COMPARTMENT

Effective head room	H61	38.0			38.2		39.0	39.3	40.4	
Max. eff. leg room - accelerator	L34	42.2			41.2				41.0	40.3
H Point to Heel point	H30									
H Point travel	L17									
Shoulder room	W 3	59.9	61.0	60.6	58.4	60.8	60.6		59.9	
Hip room	W 5				62.8				62.9	
Upper body opening to ground	H50									

## REAR COMPARTMENT

H Point couple distance	LS0									
Effective head room	H63	42.2	37.2		37.3		38.1	38.4	38.3	
Min. effective leg room	L51	44.3	40.1		38.7		38.7	41.8		
H Point to Heel point	H31									
Min. knee room	L48									
Rear Compartment room	L 3									
Shoulder room	W 4	59.6	59.7		59.3		59.6		58.4	
Hip room	W 6	61.2	62.7		55.6		62.3		57.8	
Upper body opening to ground	H51									

## LUGGAGE COMPARTMENT

Usable luggage capacity	V 1									
Liftover height	H195									
Position of spare tire storage										
Method of holding lid open										

## STATION WAGON - THIRD SEAT

Shoulder Room	W85								N.A.	
Hip room	W86								N.A.	
Effective leg room	L86								N.A.	
Effective head room	H86								N.A.	
Seat facing direction									N.A.	

## STATION WAGON - CARGO SPACE

Cargo length at floor - front seat	L202								N.A.	
Cargo length at belt - front seat	L204								N.A.	
Cargo width - Wheelhouse	W201								N.A.	
Opening width at belt	W204								N.A.	
Maximum cargo height	H201								N.A.	
Rear opening height	H202								N.A.	
Cargo volume index (cu. ft.) W4 x L204 x H201 1728	V2								N.A.	

# AMA Specifications—Passenger Car

MAKE OF CAR Cadillac MODEL YEAR 1969 DATE ISSUED 10-15-68 REVISED (e)

## POWER TEAMS

(Indicate whether standard or optional)

MODEL AVAILABILITY	ENGINE					TRANSMISSION	AXLE RATIO (Std. first) (Indicate A C ratio)
	Displ. cu. in.	Carburetor	Compr. Ratio	BHP RPM	Torque RPM		
All Exc. Eldorado	472	4BBL	10.5:1	375 @ 4400	525 @ 3000	Hydramatic	2.94 682-683 680-681  3.21 697  A/C & Non A/C

# AMA Specifications—Passenger Car

MAKE OF CAR Cadillac MODEL YEAR 1969 DATE ISSUED 10-15-68 REVISED (e)

MODEL Std. Car

## ENGINE—GENERAL

Type, no. cyls., valve arr.	90° - V8 - O.V.	
Bore and stroke (nominal)	4.30 X 4.06	
Piston displacement, cu. in.	472	
Bore spacing (C to C)	5.00	
No. system (front to rear)	L. Bank	2 - 4 - 6 - 8
	R. Bank	1 - 3 - 5 - 7
Firing order	1 - 5 - 6 - 3 - 4 - 2 - 7 - 8	
Compres. ratio (nominal)	10.5:1	
Cylinder Head Material	Cast Iron	
Cylinder Block Material	Cast Iron	
Cyl. Sleeve-Wet, dry, none	None	
Number of mtg. points	Front	2
	Rear	1
Engine installation angle	6° 24'	6° 1' 20" (Limo)
Taxable $\frac{\text{Dia}^2 \times \text{No. Cyl.}}{\text{horsepower } 2.5}$	59.2	
Publishing max. bhp* @ eng. RPM	375 @ 4400	
Publishing max. torque* (lb. ft. @ RPM)	525 @ 3000	
Recommended fuel regular - premium	Premium	

## ENGINE—PISTONS

Material	Aluminum		
Description and finish	Slipper Type Cam Ground Control Expansion		
Weight (piston only) oz.	27.28		
Clearance (limits)	Top land	.031 - .039	
	Skirt	Top	.0006 - .0010
		Bottom	.0014 - + .0005
Ring groove depth	No. 1 ring	.210	
	No. 2 ring	.210	
	No. 3 ring	.195	
	No. 4 ring	None	

\* Max. bhp (brake horsepower) and max. torque corrected to 60° F and 29.92 in. Hg atmospheric pressure.

# AMA Specifications—Passenger Car

MAKE OF CAR Cadillac MODEL YEAR 1969 DATE ISSUED 10-15-68 REVISED (e)

MODEL Std. Car

## ENGINE - RINGS

Function (top to bottom)	No. 1, oil or comp.	Comp.
	No. 2, oil or comp.	Comp.
	No. 3, oil or comp.	Oil
	No. 4, oil or comp.	None
Compression	Description - material, coating, etc.	#1 Molybdenum Filled Cast Iron #2 Phosphate Coated Cast Iron
	Width	.0770 - .0785
	Gap	.013 - .025
Oil	Description - material, coating, etc.	Multi-Piece Steel Chrome Plated Rail
	Width	.1795 - .1880
	Gap	.015 - .055
Expanders		Yes

## ENGINE - PISTON PINS

Material	SAE 1019 Steel		
Length	3.030		
Diameter	.9994 - .9997		
Type	Locked in rod, in piston, floating, etc.	Locked in Rod	
	Bush- ing	In rod or piston	None
		Material	None
Clearance	In piston	.00005 - .00015	
	In rod	Press Fit	
Direction & amount offset in piston	.060 Toward Max. Thrust Side		

## ENGINE - CONNECTING RODS

Material	GM 84M Arma Steel	
Weight (oz.)	28.86 oz.	
Length (center to center)	6.75	
Bearing	Material & Type	M-400 Alum. - Steel Backed
	Overall length	.826
	Clearance (limits)	.0005 - .0028
	End play	.008 - .016 (Total Two Rods)

## AMA Specifications—Passenger Car

MAKE OF CAR Cadillac MODEL YEAR 1969 DATE ISSUED 10-15-68 REVISED (e)MODEL Std. Car

## ENGINE - CRANKSHAFT

Material		Nodular Cast Iron		
Vibration damper type		Rubber Absorption		
End thrust taken by bearing (No.)		#3 Center Main		
Crankshaft end play		.002 - .012		
Main bearing	Material & type		M-400 Aluminum Steel Backed	
	Clearance		.0001 - .0026	
	Journal dia. and bearing overall length	No. 1	3.250 - 1.1925	
		No. 2	3.250 - 1.0595	
		No. 3	3.250 - 1.0670 (Inside) 1.258 (Outside)	
		No. 4	3.250 - 1.0595	
		No. 5	3.250 - 1.1925	
		No. 6	None	
No. 7		None		
Dir. & amt. cyl. offset		R.H. Forward .47	L.H. Rearward .47	
Crankpin journal diameter		2500		

## ENGINE - CAMSHAFT

Location		Center of V		
Material		G.M. 120M Cast Iron		
Bearings	Material	Steel Backed Babbitt		
	Number	5		
Type of Drive	Gear or chain		Silent Chain	
	Crankshaft gear or sprocket material		Sintered Iron G.M. 3884 M	
	Camshaft gear or sprocket material		Die Cast Alum. - Nylon Gear	
	Timing chain	No. of links	48	
		width	.750	
		Pitch	.500	

## ENGINE - VALVE SYSTEM

Hydraulic lifters (Std., opt., NA)		Std.	
Valve rotator, type (intake, exhaust)		None	
Rocker ratio		1.65:1	
Operating tappet clearance indicate hot or cold	Intake	Auto	
	Exhaust	Auto	

(Continued)

# AMA Specifications—Passenger Car

MAKE OF CAR Cadillac MODEL YEAR 1969 DATE ISSUED 10-15-68 REVISED (a)

MODEL Std. Car

## ENGINE — VALVE SYSTEM (cont.)

Timing (based on top of ramp points)	Intake	Opens (°BTC)	18°	.001 Lift	
		Closes (°ABC)	114°	.001 Lift	
		Duration - deg.	312°	.001 Lift	
	Exhaust	Opens (°BBC)	70°	.001 Lift	
		Closes (°ATC)	58°	.001 Lift	
		Duration - deg.	308°	.001 Lift	
Valve opening overlap					
Intake	Material		1041 Alum. Steel		
	Overall length		5.230		
	Actual overall head dia.		2.000		
	Angle of seat & face		Seat In Head 45 Degrees Valve Face 44 Degrees		
	Seat insert material		None		
	Stem diameter		.3412 - .3425		
	Stem to guide clearance		.0005 - .0025		
	Lift (@ zero lash)		.440		
	Outer spring press. & length	Valve closed (lb.@in.)	60-65 @ 1.946		
		Valve open (lb.@in.)	155 - 165 @ 1.496		
	Inner spring press. & length	Valve closed (lb.@in.)	None		
		Valve open (lb.@in.)	None		
	Exhaust	Material		21-2 & G.M.R. 241-M	
		Overall length		5.245	
Actual overall head dia.		1.625			
Angle of seat & face		Seat 45 Degrees Face 44 Degrees			
Seat insert material		None			
Stem diameter		.3415 - .3420			
Stem to guide clearance		.0010 - .0025			
Lift (@ zero lash)		.454			
Outer spring press. & length		Valve closed (lb.@in.)	60-65 @ 1.946		
		Valve open (lb.@in.)	155 - 165 @ 1.496		
Inner spring press. & length		Valve closed (lb.@in.)	None		
		Valve open (lb.@in.)	None		

## ENGINE — LUBRICATION SYSTEM

Type of lubrica- tion (splash, pressure, nozzle)	Main bearings	Pressure
	Connecting rods	Pressure
	Piston pins	Splash
	Camshaft bearings	Pressure
	Tappets	Pressure
	Timing gear or chain	Metered Centrifugal Flow
	Cylinder walls	Splash

(Continued)

# AMA Specifications—Passenger Car

MAKE OF CAR Cadillac MODEL YEAR 1969 DATE ISSUED 10-15-68 REVISED (\*)

MODEL Std. Car

## ENGINE – LUBRICATION SYSTEM (cont.)

Oil pump type	Spur Gear
Normal oil pressure (lb. engine rpm)	35-40 @ 30 MPH
Oil press. sending unit (elect. or mech.)	Electric
Type oil intake (floating, stationary)	Stationary
Oil filter system (full flow, part., other)	Full Flow
Filter replacement (element, complete)	Element
Capacity of c/case, less filter-refill (qt.)	4 Qts. + 1 Qt. Filter
Oil grade recommended (SAE viscosity and temperature range)	+ 32°F SAE 20W-IOW30 0 + 32°F SAE IOW-IOW30 Below 0°F SAE 5W-5W20
Engine Service Reqmt. (MM, MS, etc.)	MS-GM 6031M

## ENGINE – EXHAUST SYSTEM

Type (single, single with cross-over, dual, other)	Single with Crossover
Muffler No. & type (reverse flow, straight thru, separate resonator)	Reverse Flow Exhaust System
Exhaust pipe dia. (O.D., wall thick.)	Branch Exhaust 2.24 - 2.50 Main Intermediate 2.50 .036-.048 Laminated
Tail pipe dia. (O.D. & wall thickness)	2.50 Aluminized

## ENGINE – CRANKCASE VENTILATION SYSTEM

Type (ventilates to atmos., induction system, other)	Standard Induction Optional None	
Control Unit	Make and model	AC Spark Plug
	Location	
	Energy source (manifold vacuum, carburetor air stream, other)	Manifold Vacuum
Complete system	Control method (variable orifice, fixed orifice, other)	Spring Loaded Valve Variable Orifice
	Discharges (to intake manifold, carb. air intake, air cleaner intake, other)	Intake Manifold
	Air inlet (breather cap, carburetor air cleaner, other)	Air Cleaner
	Flame arrestor (screen, check valve, other)	Check Valve

# AMA Specifications—Passenger Car

MAKE OF CAR Cadillac MODEL YEAR 1969 DATE ISSUED 10-15-68 REVISED (a)

MODEL

Std. Car

## ENGINE – EXHAUST EMISSION CONTROL

Type (Air injection, engine modifications, other)		Air Injection Type	
Air Injection Pump	Type	Saginaw Steering Gear	
	Displacement	19.3 Cu. In.	
	Drive ratio	1.2:1	
	Drive type	Belt	
	Relief valve (type)	None	
	Filter (describe)	Centrifugal Separator	
Air Injection System	Air distribution (head, manifold, etc.)	Manifold	
	Point of entry	Cylinder Head	
	Injection tube I.D.	.579	
	Check valve type	Diaphragm (Delco)	
	Backfire protection (type)	RPD Diverter and Integral Relief	
Carburetor	Make	Rochester	
	Model	4 BBL 4MV	
	Barrel size	Pri. 1.375 Sec. 2.250	
	Idle speed	Drive	550 Drive (A/C Off)
		Neutral	-
Idle A/F mixture	-		
Distributor	Aux. Adv. Systems (type)	* None	
	Make	Delco Remy	
	Model	1111239	
	Cent'fgal adv. in crank degrees : eng. rpm	Start (rpm)	0 Degrees @ 600 RPM
		Intermed. points deg. : rpm	14.5 Deg. - 18.5 Deg. @ 1950 RPM
		Max. deg. : rpm	26 Degrees - 30 Degrees @ 4400
	Vacuum adv. in crank degrees : eng. rpm	Start (in Hg)	Start 8" - 10"
		Intermed. points deg. : in. Hg	Int. 12° - 25.5° @ 13" 22.5° - 25.5° @ 16"
Max. deg. : in.		Max 25.5° @ 16"	
Vacuum Source	Carburetor		
Timing - Crank degrees : rpm	5 Degrees BTDC		
Cooling System	-		
Exhaust System	-		

\* A thermostatic Vacuum Advance Switch Mounted in Cyl. Block water passages on all A/C Equipped Cars.



# AMA Specifications—Passenger Car

MAKE OF CAR Cadillac MODEL YEAR 1969 DATE ISSUED 10-15-68 REVISED (\*)

MODEL Std. Car

**ENGINE - FUEL SYSTEM** (See supplemental page for Details of Fuel Injection, Supercharger, etc. if used)

Induction type: Carburetor, fuel injection, supercharger.		<b>Carburetor</b>	
Fuel Tank	Refill capacity (U.S. gals.)	Approx. 26	
	Filler location	Back of License Plate	
Fuel Pump	Type (elec. or mech.)	<b>Mechanical</b>	
	Locations	Lower Left Side of Eng.	
	Pressure range	5.25 - 6.50 @ 1800 RPM	
Vacuum booster (std., optional, none)		None	
Fuel Filter	Type	A.C.	
	Locations	Frt. of Eng. in Line at Outlet of Pump	
Choke type		Remote Pocket in Manifold	
Intake manifold heat control (exhaust or water)		<b>Exhaust</b>	
Carburetor	Air cleaner type	Standard	Dry Pack Single Inlet
		Optional	-
	Idle speed (spec. neutral or drive)	Manual	-
		Automatic	550 Drive (A/C off)
Idle A F mix.			

### CARBURETOR SUPPLEMENTARY INFORMATION

Model Usage	Engine Displ.	Transmission	Carburetors		No. Used and Type	Barrel Size
			Make	Model		

# AMA Specifications—Passenger Car

MAKE OF CAR Cadillac MODEL YEAR 1969 DATE ISSUED 10-15-68 REVISED (a)

MODEL Std. Car

## ENGINE - COOLING SYSTEM

Type system (pressure, pressure vented, atmospheric, other)		Pressure	
Radiator cap relief valve pressure		13.5 - 16.5	
Circulation thermostat	Type (choke, bypass)	By Pass	
	Starts to open at (°F)	192 - 199	
Water pump	Type (centrifugal, other)	Centrifugal - Dual Outlet	
	GPM @ 1000 pump rpm	19	
	Number of pumps	One	
	Drive (V-belt, other)	V-Belt	
Bearing type		Double Row Ball Bearing	
By-pass recirculation type (inter., ext.)		Internal	
Radiator core type (cellular, tube and fin, other)		Tube & Center	
Cooling system capacity	With heater (qt.)	21.3                      24.8 on Limo A/C Std.	
	Without heater (qt.)	Heater Std. Equip	
	Opt. equipment-specify (qt.)	21.8 With A/C	
Water jackets full length of cyl. (yes, no)		Yes	
Water all around cylinder (yes, no)		Yes	
Radiator hose	Lower	Number and type (molded, straight)	1-Molded
		Inside diameter	1.50
	Upper	Number and type (molded, straight)	1-Molded
		Inside diameter	1.50
	By-pass	Number and type (molded, straight)	None
		Inside diameter	None
Fan	Number of blades & spacing	**7 @ 64° - 48° - 40° - 45° - 50° - 54° - 59°	
	Diameter	18"	
	Ratio-fan to crankshaft rev.	1.1:1	
	Fan cutout type	None	
	Bearing type	None	
*Drive belts (indicate belt used by letter)	Fan	A	
	Generator or alternator	B	
	Water Pump	A	
	Power Steering	C	
	Air Conditioning	D    Matched 2 Belts	
		A	

* Drive Belt Dimensions	A	B	C	D	E	F	G	H	I	J	K
Angle of V	38°	38°	38°	38°							
Nominal length (SAE)	45.5	35.5	48.0	59.0							
Width	.460	.460	.380	.380							

\*\* 7 Blade on all A/C & Limo. 61° - 46° - 50° - 53° 30' - 53° 30' - 50° - 46°

# AMA Specifications—Passenger Car

MAKE OF CAR Cadillac MODEL YEAR 1969 DATE ISSUED 10-15-68 REVISED (a)

MODEL Std. Car

## ELECTRICAL – SUPPLY SYSTEM

Battery	Make and Model		Delco Remy
	Voltage Rtg. & Total Plates		12 Volt 15 Plate
	SAE Designation & Amp. Hr. Rtg.		74 Amp. Hrs. @ 20 Hr. Rate
	Location		Right Hand Side - Underhood
	Terminal grounded		Negative
Generator or Alternator	Make		Delco Remy
	Model		1100734 1100803 Limo & A/C
	Type and rating		42 Amp. 55 Amp.
	Output at engine idle (neutral)		Charge @ Idle
	Ratio-Gen. to Cr.'s rev.		2.75:1 2.86:1 A/C
Regulator	Make		Delco Remy
	Model		1119515
	Type		Double Contact
	Cutout relay	Closing voltage generator rpm	None
		Reverse current to open	None
	Regulated	Voltage	13.8 - 14.8 @ 100 Degrees
		Current	None
	Voltage test conditions	Temperature	100 Degrees
Load		10 Amps.	
Other		-	

## ELECTRICAL – STARTING SYSTEM

Starting Motor	Make		Delco Remy
	Model		1108371
	Rotation (drive end view)		Clockwise
Motor control	Switch (solenoid, manual)		Solenoid
	Starting procedure		Place Trans. in Park Position:
Motor Drive	Engagement type		Spiral Spline & Over Running Clutch
	Pinion meshes (front, rear)		Front
	Number of teeth	Pinion	9
		Flywheel	Manual
	Flywheel tooth face width		Auto.
		Flywheel tooth face width	Manual
Flywheel tooth face width	Auto.		.500

# AMA Specifications—Passenger Car

MAKE OF CAR Cadillac MODEL YEAR 1969 DATE ISSUED 10-15-68 REVISED (a)

MODEL Std. Car

## ELECTRICAL – IGNITION SYSTEM

Type	Conventional – Std., Opt., N.A.		Std.	
	Transistorized – Std., Opt., N.A.		N.A.	
	Other (specify)		-	
Coil	Make		Delco Remy	
	Model		1115295	
	Amps	Engine stopped	2.40 Amps.	
		Engine idling	1.25 Amps.	
Distributor	Make		Delco Remy	
	Model		1111939	
	Cent'fgal adv. in c/shaft degrees@ engine rpm (nominal)	Start (rpm)	0° @ 600 RPM	
		Intermediate points deg.@rpm	14.5° - 18.5° @ 1950 RPM	
		Max. deg.@rpm	26° - 30° @ 4400	
	Vacuum adv. in c/shaft degrees@ in. Hg. (nominal)	Start (in. Hg.)	8" - 11"	
		Intermediate points, deg.@in. Hg.	12° - 25.5° @ 13" 22.5° - 25.5° @ 16"	
		Max. deg. in. Hg.	25.50° @ 16"	
	Breaker gap (in.)		.016	
	Cam angle (deg.)		28° - 32°	
Breaker arm tension (oz.)		19 - 23 Oz.		
Timing	Crankshaft deg.@rpm		5 Degrees BTDC	
	Mark location		Crankshaft Pulley	
Spark Plug	Make		A.C.	
	Model		R-44N	
	Thread (mm)		14MM	
	Tightening torque (lb. ft.)		25 Lb. Ft.	
	Gap		.035	
Cable	Conductor type		Resistant Core	
	Insulation type		Neoprene	
	Spark plug protector		Neoprene	

## ELECTRICAL – SUPPRESSION

Locations & type	-
------------------	---

Packard Electric - Dist. Resistance Wire  
 .3 MFD on Coil Feed Terminal  
 .5 MFD on Gen. Reg. Feed Terminal  
 Two Ground Straps - Rear of Cylinder Head  
 Two Ground Straps - Upper Control Arms

## AMA Specifications—Passenger Car

MAKE OF CAR Cadillac MODEL YEAR 1969 DATE ISSUED 10-15-68 REVISED (a)MODEL Std. Car

## ELECTRICAL — INSTRUMENTS AND EQUIPMENT

Speed-ometer	Type	A.C.
	Trip odometer (yes,no)	Yes
Charge indicator — type		
Temperature indicator — type		
Oil pressure indicator — type		
Fuel indicator — type		
Other		
Wind-shield wiper	Type — Standard	Electric
	Type — Optional	-
Wind-shield washer	Type — Standard	Vacuum
	Type — Optional	-
Horn	Type	F & A Calais FA & B DeVille & Fleetwood
	Number used	
	Amp draw (each)	Opt. A.C.

## DRIVE UNITS — CLUTCH (Manual Transmission)

Make & type		Not Available.
Type pressure plate springs		
Total spring load (lb.)		
No. of clutch driven discs		
Clutch facing	Material	
	Outside & inside dia.	
	Total eff. area (sq.in.)	
	Thickness	
Engagement cushioning method		
Release bearing	Type & method of lubrication	
Torsional damping	Methods: springs, friction material	

# AMA Specifications—Passenger Car

MAKE OF CAR Cadillac MODEL YEAR 1969 DATE ISSUED 10-15-68 REVISED (e)

MODEL \_\_\_\_\_ Std. Car

## DRIVE UNITS – TRANSMISSIONS

Manual 3-speed (std. or opt.)	N.A.
Manual 4-speed (std. or opt.)	N.A.
Manual with overdrive (std. or opt.)	N.A.
Automatic (std. or opt.)	Standard

## DRIVE UNITS – MANUAL TRANS.

Number of forward speeds	None Available		
Transmission ratios	In first	-	
	In second	-	
	In third	-	
	In fourth	-	
	In reverse	-	
Synchronous meshing, specify gears	-		
Shift lever location	-		
Lubricant	Capacity (pt.)	-	
	Type recommended	-	
	SAE viscosity number	Summer	-
		Winter	-
	Extreme cold	-	

## DRIVE UNITS – MANUAL TRANS. W/OVERDRIVE

(For transmission data see manual transmission section)

Type (planetary or other)	None Available		
Manual lockout (yes, no)	-		
Downshift accelerator control (yes, no)	-		
Minimum cut-in speed	-		
Gear ratio	-		
Lubricant	Capacity (pt.) (Overdrive only)	-	
	Separate filler (yes, no)	-	
	Type recommended	-	
	SAE viscosity number	Summer	-
		Winter	-
	Extreme cold	-	

# AMA Specifications—Passenger Car

MAKE OF CAR Cadillac MODEL YEAR 1969 DATE ISSUED 10-15-68 REVISED (e)

MODEL Std. Car

## DRIVE UNITS – AUTOMATIC TRANSMISSION

Trade name	Turbo-Hydramatic		
Type describe	3 Element Fixed Converter With Step Shifts.		
Selector location	Strg. Column		
List gear ratios Selector Pattern and indicate which are used in each selector position	P-R-N-'D'-L	Low Gear	2.48
		Inter Gear	1.48
		High Gear	1.00
		Reverse	2.09
Max. upshift speed—drive range	90 MPH	75 MPH (Limo.)	
Max. kickdown speed—drive range	79 MPH	65 MPH (Limo.)	
Torque converter	Number of elements	3	
	Max. ratio at stall	2.03:1	
	Type of cooling (air, liquid)	Liquid - Water to Oil	
	Nominal diameter		
Lubricant	Capacity—refill (pt.)	Approx. 3 1/2 Qts.	
	Type recommended	Fluid Type Dexron	
Special transmission features			

## DRIVE UNITS – PROPELLER SHAFT

Number used	1	2 (Limo.)
Type (straight tube, tube-in-tube, internal-external damper, etc.)	Exposed	
Outer diam. x length* x wall thickness	Manual 3-speed trans.	N.A.
	Manual 4-speed trans.	N.A.
	Overdrive transmission	N.A.
	Automatic transmission	4.00 X 64.33 X .065 3.50 X 60.83 X .065

\* Center to center of universal joints, or to centerline of rear attachment.

(Continued)

2.75 - 2.25 X 37.80 - .083 (75 Limo.)  
2.75 - 2.25 X 43.65 - .083

# AMA Specifications—Passenger Car

MAKE OF CAR Cadillac MODEL YEAR 1969 DATE ISSUED 10-15-68 REVISED (a)

MODEL Std. Car

## DRIVE UNITS – PROPELLER SHAFT (cont.)

Inter-mediate bearing	Type (plain, anti-friction)	None on Std. Car	Roller Brg. (Limo.)
	Lubrication (fitting, prepack)	Prepack	
Slip Yoke	Type	Internally Splined	
	Number of teeth	32	
	Spline O.D.	1.395 (Major Dia.)	
Universal joints	Make and Mfg. No.	Saginaw	
	Number used	2 (Std. Car)	3 (Limo)
	Type (ball and trunnion, cross)	Cross-Double Cardon	
	Rear attach. (u-bolt, clamp, etc.)	"U" Bolt	
	Bearing	Type (plain, anti-friction)	Needle - Roller
Lubric. (fitting, prepack)		Prepack	
Drive taken through (torque tube or arms, springs)		Four Link Arm	
Torque taken through (torque tube or arms, springs)		Four Link Arm	

## DRIVE UNITS – AXLE

Type (front, rear)		Rear		
Description		Hypoid		
Limited Slip differential, type		Cone Clutch		
Drive Pinion Offset		1.75		
No. of differential pinions		2		
Pinion adjustment (shim, other)		None		
Pinion bearing adj. (shim, other)		Collapsible Spacer		
Wheel bearing type		Ball		
Lubricant	Capacity (pt.)	5 Pt.		
	Type recommended	MIL-L-21058 (Contr. Diff. Spec. Lub)		
	SAE viscosity number	Summer	90	
		Winter	90	
		Extreme cold	90	

## AXLE RATIO TOOTH COMBINATIONS

(See page 3 for axle ratio usage)

Axle ratio		2.94 (Incl. A/C)	3.21 (Limo.)
No. of teeth	Pinion	47	45
	Ring gear	16	14
Ring Gear O.D.		9.424	9.422



# AMA Specifications—Passenger Car

MAKE OF CAR Cadillac MODEL YEAR 1969 DATE ISSUED 10-15-68 REVISED (\*)

MODEL Std. Car

### DRIVE UNITS - WHEELS

Type & material		Drop Center - Steel	
Rim (size & flange type)	Srd.	15-6JJ	
	Opt.	None	
Attachment	Type (bolt or stud)	Stud	
	Circle diameter	5"	
	Number and size	5 1/2 X 20	

MODEL \_\_\_\_\_

### DRIVE UNITS - TIRES

Standard	Size, ply rating, & ply		9.00 X 15	8.20 X 15
	Type (bias, radial, etc.)		Rayon - Polyester	
	Full rated Inflation Press.	Front	25	28
		Rear	25	*
	Rev./Mile at 50 MPH		714	713
Optional	Size, ply rating, & ply		9.00 X 15 White 8.20 X 15 White in Limousine	

### BRAKES - PARKING

Type of control		Foot Operated - Vac. Released
Location of control		Left Side Below Inst. Panel
Operates on		Rear Service Brakes
If separate from service brakes	Type (internal or external)	N.A.
	Drum diameter	N.A.
	Lining size (length x width x thickness)	N.A.

(\* Tire Pressure)

1-5 Pass. 28# Rear (750# Load)

1-9 Pass + 200 Lb. Trunk Load 38# Rear (1550# Load)

# AMA Specifications—Passenger Car

MAKE OF CAR Cadillac MODEL YEAR 1969 DATE ISSUED 10-15-68 REVISED (\*)

MODEL Std. Car

## BRAKES - SERVICE

Type (drum) or (disc & no. of pistons)		Disc Frt. Single Piston - Drum Rear		
Self adjusting (std., opt., N.A.)		Std.		
Special Valving	Type (proportion, delay, metering, other)	Metering		
Power brake make & type (remote, int., etc.)	Std.	Moraine & Bendix Direct Hyd. Vacuum		
		F	R T	
Effective area (sq. in.) *		38.36 In <sup>2</sup>	101.75 140.1	
Gross lining area (sq. in.) **		42.28 In <sup>2</sup>	116.8 159.08	
Swept area (sq. in.) ***		240 In <sup>2</sup>	188.5 428.5	
Front to Rear Effectiveness Relationship		61% Frt. 39% Rear		
Drum	Diameter (nominal)	Front	None	
		Rear	12"	
	Type and material	Composite Cast Iron - Finned		
Rotor	Outer working diameter	11.90		
	Inner working diameter	8.06		
	Working width	1.24		
	Material & type (vented/solid)	Full Cast Iron - Vented		
Wheel cylinder bore	Front	None		
	Rear	13/16	7/8 Limo.	
Master Cylinder	Bore	1.00		
	displacement distribution	Front %	70	
		Rear %	30	
Pedal arc ratio		3.1:1		
Line pressure at 100 lb. pedal load		1050 PSI-Std.	1650 PSI-Limo.	
Shoe Clearance	Front	None		
	Rear	.015		
Brake lining	Bonded or riveted		Riveted	
	Front Wheel	Material	Molded Asbestos	
		Size (length x width x thickness)	Prim. or out-board	5.4 X 1.92 X .41
			Second. or in-board	5.4 X 1.92 X .43
	Segments per shoe		1	
	Rear Wheel	Material	Molded Asbestos	
		Size (length x width x thickness)	11.00 X 2.5 X .24	
12.36 X 2.5 X .26				
Segments per shoe		1		

\* Excludes rivet holes, grooves, chamfers, etc. \*\* Includes rivet holes, grooves, chamfers, etc.  
 \*\*\* Total swept area for four brakes. (Widest lining contact width for each brake x its contact circumference.)

# AMA Specifications—Passenger Car

MAKE OF CAR Cadillac MODEL YEAR 1969 DATE ISSUED 10-15-68 REVISED (e)

MODEL Std. Car 75  
Limousine

## STEERING

Manual (std., opt., NA)		N.A.		
Power (std., opt., NA)		Std.		
Adjustable steering wheel (tilt, swing, other)	Type and description	Tilt & Telescope		
	(std., opt., NA)	Opt.		
Wheel diameter	Manual	N.A.		
	Power	15.5		
Turning diameter (feet)	Outside front	Wall to wall (l. & r.)	47.7      48.8 (60&61)      57.3	
		Curb to curb (l. & r.)	44.8      45.8 (60&61)      54.5	
	Inside rear	Wall to wall (l. & r.)	26.5      27.4 (60&61)      35.7	
		Curb to curb (l. & r.)	27.1      28.0 (60&61)      36.3	
Manual	Gear	Type	N.A.	
		Make	N.A.	
		Ratios	Gear	N.A.
		Overall	N.A.	
No. wheel turns (stop to stop)		N.A.		
Power	Type (coaxial, linkage, etc.)		Linkage - Variable Ratio	
	Make		Saginaw Steering Gear	
	Gear	Type	<del>Genevieve Gear</del> <i>Genevieve Gear with ratio <del>12.2</del> 16.0</i> <i>Ball Nut Sector</i>	
		Ratios	Gear	12.2 - 16.0 - 12.2      17.5
	Overall		10.3 - 16.6 - 10.3      2.0 16.8 2.0 <del>10.2</del> 2.4	
	Pump driven by		Belt	
No. wheel turns (stop to stop)		3.1	3.7	
Linkage	Type		Parallel Draglink	
	Location (front or rear of wheels, other)		Rear	
	Drag link (trans. or longit.)		Transverse	
	Tie rods (one or two)		Two	
Steering Axis	Inclination at camber (deg.)		6 Degrees @ 0 Degrees	
	Bearings (type)	Upper	Spherical Joints	
		Lower	Spherical Joints	
		Thrust	Spherical Joints	
Whl. Align. (range at curb wt. & preferred)	Caster (deg.)		-1 Deg. to -2 Deg. (Exc. Auto Level)	
	Camber (deg.)		Left +3/8 to - 1/8      Right +1/8 to + 3/8	
	Toe-in (outside track inches)		1/4 to 5/16	
Steering spindle & joint type		Spherical Joints		
Wheel Spindle	Diameter	Inner bearing	1.348-1.343	
		Outer bearing	.8430-.8435	
	Thread size		3/4 - 20	
	Bearing type		Tapered Roller	

# AMA Specifications—Passenger Car

MAKE OF CAR Cadillac MODEL YEAR 1969 DATE ISSUED 10-15-68 REVISED (e)

MODEL Std. Car

## SUSPENSION – GENERAL

(See Supplement page for details on Air Suspension)

Provision for car leveling	Auto Level Control Std. on 60 Special & 75 Limousine	
Provision for brake dip control	In Front Suspension Design	
Provision for acc. squat control	In Front Suspension Design	
Special provisions for car jacking	Bumper Type	
Shock absorber front & rear	Type	Direct Action
	Make	Delco
	Piston dia.	1"
Other special features	Nylon Piston Ring Freon Envelope eliminates Aeration of oil.	

## SUSPENSION – FRONT

Type and description		Independent - Coil	
Spring	Type	Coil	
	Material	9260 Steel	
	Size (coil design height & I.D. bar length x dia.)	10.09" x 4.00 X 157.7 X .680 (62 & 63)	10.44 X 4.00 X 163.50 X 736 (75 Limo.)
	Spring rate (lb. per in.)	335 (60 Spec)	325 (62 & 63) 425 (75 Limo.)
	Rate at wheel (lb. per in.)	89 (60 Spec)	86 (62 & 63) 120 (75 Limo.)
Stabilizer	Type (link, linkless, frameless)	Link	
	Material & bar diameter	1085 Steel X 25/32 (60-62-63)	.875 (75 Limousine)

## SUSPENSION – REAR

Type and description		4 Link Susp.	
Drive and torque taken through		Links	
Spring	Type	Coil	
	Material	9260 Steel	
	Size (length x width, coil design height & I.D.; bar length & dia.)	9.00 X 5.50 X 145.9 X .590	9.17 X 5.20 X 149.75 X .695 (75 Limo.)
	Spring rate (lb. per in.)	95 (60 Spec.)	115 (62 & 63) 250 (75)
	Rate at wheel (lb. per in.)	100 (60 Spec.)	110 (62 & 63) 157 (75)
Mounting insulation type		Rubber	
If leaf	No. of leaves	None Available	
	Shackle (comp. or tens.)	None Available	
Stabilizer	Type (link, linkless, frameless)	None Available	
	Material	None Available	
Track bar type		None Available	

# AMA Specifications—Passenger Car

MAKE OF CAR Cadillac MODEL YEAR 1969 DATE ISSUED 10-15-68 REVISED (e)  
 68069 68247 68249  
 68169 68347 68349 68367 68369 69723 & 33

MODEL \_\_\_\_\_  
 FRAME \_\_\_\_\_

Type and description (Separate frame, unitized frame, partially - unitized frame)	Perimeter Frame
---	-----------------

### BODY - MISCELLANEOUS INFORMATION

Drs. hinged (front, rr.)	Front doors	Front
	Rear doors	Center
Type of finish (lacquer, enamel, other)		Acrylic
Hood counterbalanced (yes, no)		Yes
Hood release control (internal, external)		External
Vehicle Ident. No. location		Windshield Lower, Frame Side - Trans. - Engine
Engine No. location		Rear Upper Portion of Cyl. Block - L. Side of Trans.
Theft protection - type		Ign. Key Start - Strg. Col. Lock Ign. Warning Buzzer
Vent window control method (crank, friction pivot)	Front	None
	Rear	None
Seat cushion type	Front	Zig Zag Spring
	Rear	Zig Zag Spring
	3rd seat	-
Seat back type	Front	Zig Zag Spring
	Rear	Zig Zag Spring
	3rd seat	-
Windshield glass type (i.e., single curved - laminated plate)		Compound Curve - Laminated
Side glass type (i.e., curved - tempered plate)		Laminated Side Window
Backlight glass type (i.e., compound curved - tempered plate, three piece)		
Windshield glass exposed surface area	1509.8 1434.6 1434.6 1434.6 1509.8 1509.8	
Side glass exposed surface area	2498.2 2214.0 2348.8 2356.6 2300.8 2772.1	
Backlight glass exposed surface area	758.6 952.2 952.2 827.3 940.8 496.8	
Total glass exposed surface area	4766.6 4600.8 4735.6 4618.5 4751.4 4778.7	

\* 69733 Partition Glass Area 45.2 (Not in Total Glass Area)



# AMA Specifications—Passenger Car

MAKE OF CAR Cadillac MODEL YEAR 1969 DATE ISSUED 10-15-68 REVISED (\*)

## WEIGHTS

Model	CURB WEIGHT * POUNDS			% PASS. WEIGHT DISTRIBUTION				LIQUID WEIGHT	
	Front	Rear	Total	Pass. In Front		Pass. In Rear		Fuel	Coolant
				Front	Rear	Front	Rear		
68069	2574	2340	4914					158.6	44.4
68169	2597	2368	4965					158.6	44.4
68247	2512	2244	4756					158.6	44.4
68249	2537	2243	4780					158.6	44.4
68347	2526	2271	4797					158.6	44.4
68349	2540	2298	4838					158.6	44.4
68369								158.6	44.4
68367	2499	2276	4775					158.6	44.4
69723								158.6	51.7
69733								158.6	51.7
Accessories & Equipment Differential Weights				Remarks					
Air Conditioning	122.5	2.5	125.0						
Radio & Antenna & Speaker	11.0	4.2	15.2						AM
	11.4	4.2	15.6						AM-FM
	14.5	5.0	19.5						AM-FM-Stereo
Door Locks (Power)	8.0	3.8	11.8						Sedans
	8.5	3.3	11.8						Coupes
6-Way Seat	11.4	6.2	17.6						Calais Only
	7.7	4.2	11.9						DeVille & 60 Special
Power Trunk	-	8.0	8.0						
Cruise Control	11.0	1.0	12.0						
Padded Roof	2.2	3.2	5.4						DeVille
	5.0	8.0	13.0						Limousine
Auto Level Control	11.2	2.8	14.0						

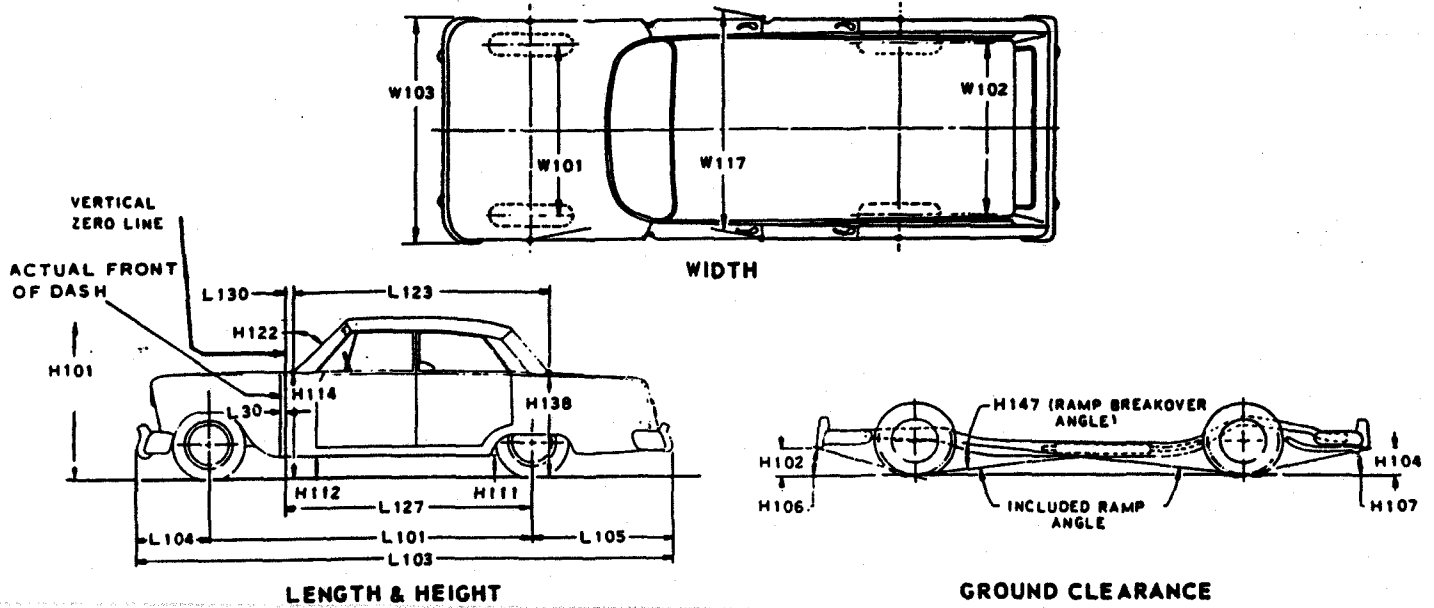
\*Reference - SAE Aerospace-Automotive drawing standards, Section E 1.02 (d).

# AMA Specifications—Passenger Car

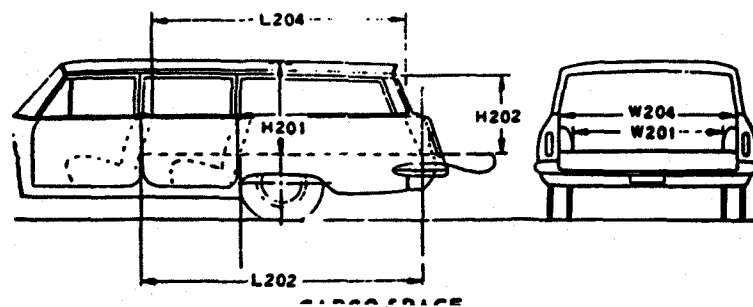
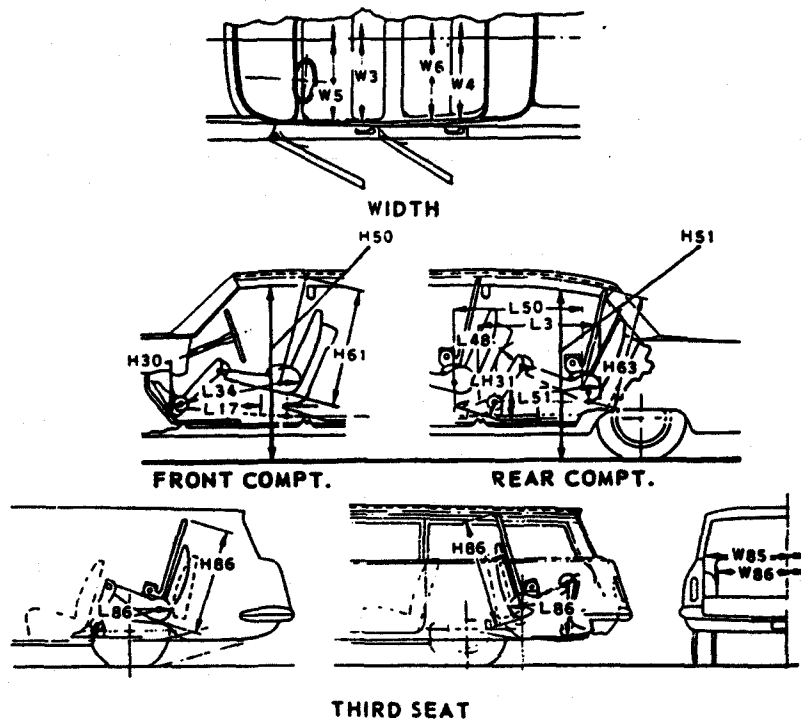
## CAR AND BODY DIMENSIONS

### KEY SHEET

#### EXTERIOR CAR AND BODY DIMENSIONS



#### INTERIOR CAR AND BODY DIMENSIONS





## CAR AND BODY DIMENSIONS

## KEY SHEET

## DIMENSION DEFINITIONS

## EXTERIOR WIDTH DIMENSIONS

- W101 WHEEL TREAD - FRONT. Measured at centerline of tires, with nominal camber, at ground.
- W102 WHEEL TREAD - REAR. Measured at centerline of tires at ground.
- W103 MAXIMUM OVERALL CAR WIDTH. Include bumpers, moldings, or sheet metal protrusions. Measured to outside of metal.
- W117 MAXIMUM BODY WIDTH AT #2 PILLAR. Measured across body at #2 pillar, excluding hardware and applied moldings.

## EXTERIOR LENGTH DIMENSIONS

- L 30 VERTICAL ZERO LINE TO ACTUAL FRONT OF DASH. If actual Front of Dash is to the rear of Body Zero Line, it is identified by a minus (-) sign.
- L101 WHEELBASE.
- L103 OVERALL LENGTH. Include bumper guards if standard equipment.
- L104 OVERHANG - FRONT. Measured from C/L of front wheels to front of car, including bumper guards if standard equipment.
- L105 OVERHANG - REAR. Measured from C/L of rear wheels to rear of car, including bumper guards if standard equipment.
- L123 BODY UPPER STRUCTURE LENGTH AT CAR CENTERLINE. The horizontal dimension from the Cowl Point to the Deck Point.
- L127 VERTICAL ZERO LINE TO CENTERLINE OF REAR WHEELS. A horizontal dimension.
- L130 VERTICAL ZERO LINE TO WINDSHIELD COWL POINT. The horizontal dimension from the vertical zero line to the theoretical intersection of extended windshield glass plane and normal cowl surface.

## EXTERIOR HEIGHT DIMENSIONS

- H101 OVERALL HEIGHT - DESIGN. Measured with the vehicle in Manufacturer's Design Weight attitude.
- H114 COWL POINT TO GROUND. Measured at vehicle centerline.
- H138 DECK POINT TO GROUND. Measured at vehicle centerline.
- H112 ROCKER PANEL TO GROUND - FRONT. The vertical dimension from ground to bottom of rocker panel, excluding flanges. Measured to the outside of sheet metal at foremost point of rocker panel.
- H111 ROCKER PANEL TO GROUND - REAR. The vertical dimension from ground to bottom of rocker panel, excluding flanges. Measured to the outside of sheet metal at front of rear wheel opening.
- H122 WINDSHIELD SLOPE ANGLE. The angle between a vertical line and the windshield surface at car centerline. On compound-curved windshields the chord of the arc is used and limited to that section of the windshield comprehended by an 18-inch chord.

## GROUND CLEARANCE DIMENSIONS

- H102 BUMPER TO GROUND - FRONT. Minimum dimension, includes bumper guards.
- H104 BUMPER TO GROUND - REAR. Minimum dimension, includes bumper guards.
- H106 ANGLE OF APPROACH. The angle between ground and a line tangent to the front tire static loaded radius arc and the first point of interference, i.e., bumper, guard, gravel deflector, fender or other component, excluding license plate. This dimension may be determined graphically for reporting purposes.
- H107 ANGLE OF DEPARTURE. The angle between ground and a line tangent to the rear tire static loaded radius arc and the first point of interference, i.e., bumper, guard, gravel deflector, tail pipe, fender or other component, excluding license plate. This dimension may be determined graphically for reporting purposes.
- H147 RAMP BREAKOVER ANGLE. The supplement of included ramp angle (180° minus included ramp angle) over which car can pass without interference; measured with car sitting on a level surface, using lines tangent to arcs of front and rear static loaded radii and intersecting at point on underside of car which defines the smallest angle.
- H156 MINIMUM RUNNING GROUND CLEARANCE. Location of measurement on the car is to be clearly recorded.

## FRONT COMPARTMENT DIMENSIONS

- H 61 EFFECTIVE HEAD ROOM - FRONT. The dimension from H Point to the headlining, plus a constant of 4.0 inches, measured along a line 8° to rear of vertical.
- L 34 MAXIMUM EFFECTIVE LEG ROOM - ACCELERATOR. Measured along a diagonal line from the Manikin ankle pivot center to the H Point plus a constant of 10.0 inches. For treadle type accelerator pedals, the leg room is measured with the Manikin's right foot on the accelerator pedal and the Manikin Heel Point at Accelerator Heel Point. All other types of accelerator pedals will be measured with the Manikin foot angle set at 87° and the shoe touching the pedal.
- H 30 H POINT TO HEEL POINT - FRONT. The vertical dimension from the H Point to the Accelerator Heel Point.
- L 17 H POINT TRAVEL. The horizontal dimension between the H Point in the most forward and rearward seat positions.

## FRONT COMPARTMENT DIMENSIONS (Cont.)

- W 3 SHOULDER ROOM - FRONT. The minimum lateral dimensions between the door garnish moldings or nearest interference, measured at the H Point station.
- W 5 HIP ROOM - FRONT. The lateral dimension through the H Point to trimmed body surfaces. Depress loose side wall cloth to trim foundation or other obstruction if such construction exists.
- H 50 UPPER BODY OPENING TO GROUND - FRONT. The vertical dimension from a point on the trimmed body opening to the ground, measured at the H Point station.

## REAR COMPARTMENT DIMENSIONS

- L 50 H POINT COUPLE DISTANCE. The horizontal dimension from the front seat H Point to the rear seat H Point.
- H 63 EFFECTIVE HEAD ROOM - REAR. The dimension from the H Point to the headlining, plus a constant of 4.0 inches, measured along a line 8° to rear of vertical.
- L 51 MINIMUM EFFECTIVE LEG ROOM - REAR. Measured along a diagonal line from the ankle pivot center to the H Point plus a constant of 10.0 inches, with the foot positioned to the nearest interference between the seat structure and toe, instep or lower leg.
- H 31 H POINT TO HEEL POINT - REAR. The vertical dimension from the H Point to the Manikin Heel Point on the depressed floor covering.
- L 48 MINIMUM KNEE ROOM - REAR. The minimum dimension from the Manikin knee pivot center to the back of the front seat back.
- L 3 REAR COMPARTMENT ROOM. The horizontal dimension from the back of front seat to front of rear seat back at height tangent to the top of rear seat cushion.
- W 4 SHOULDER ROOM - REAR. The minimum lateral dimension between the door garnish molding or nearest interference. Measured at H Point station.
- W 6 HIP ROOM - REAR. The lateral dimension through H Point to trimmed body surfaces. Depress loose side wall cloth to trim foundation or other obstruction when such construction exists.
- H 51 UPPER BODY OPENING TO GROUND - REAR. The vertical dimension from a point on the trimmed body opening to the ground, measured 13.0 inches forward of the H Point.

## LUGGAGE COMPARTMENT DIMENSIONS

- V 1 LUGGAGE CAPACITY - USABLE. The total luggage compartment luggage capacity in cubic feet with the tire and tools in place.
- H195 LIFTOVER HEIGHT. Vertical dimension from the highest point on the luggage compartment lower opening to ground, excluding corner radii.

## STATION WAGON - THIRD SEAT DIMENSIONS

- W 85 SHOULDER ROOM - THIRD SEAT. The minimum lateral dimension between the door garnish moldings or nearest interference. Measured at H Point station.
- W 86 HIP ROOM - THIRD SEAT. The lateral dimension through H Point to trimmed surfaces.
- L 86 EFFECTIVE LEG ROOM - THIRD SEAT. Measured along a diagonal line from ankle pivot center to H Point plus a constant of 10.0 inches. With rear-facing third seat, foot is positioned in foot well or to nearest interference with rear end or rear closure.
- H 86 EFFECTIVE HEAD ROOM - THIRD SEAT. The dimension from H Point to the headlining, plus a constant of 4.0 inches. Measured along a line 8° to rear of vertical.

## STATION WAGON - CARGO SPACE DIMENSIONS

- L202 CARGO LENGTH AT FLOOR - FRONT SEAT. The horizontal dimension, measured at the floor level from the rear of the front seat back to the normal inside limiting interference on the tailgate, on the car centerline.
- L204 CARGO LENGTH AT BELT - FRONT SEAT. The horizontal dimension measured from the top rear of front seat back to a vertical extension line from the normal inside limiting interference at the top of the tailgate, on the car centerline.
- W201 CARGO WIDTH - WHEELHOUSE. The minimum horizontal dimension, measured between wheelhouses at floor level.
- W204 OPENING WIDTH AT BELT. The minimum horizontal dimension, measured between the nearest normal inside limiting interferences of the rear opening at the top of the tailgate.
- H201 MAXIMUM CARGO HEIGHT. The maximum vertical dimension, measured from the top of the floor covering to the headlining, on the car centerline.
- H202 REAR OPENING HEIGHT. The vertical dimension measured from the top of the floor covering to the normal inside limiting interference at the top of the rear opening, on the car centerline, with both tail-end liftgates fully open.
- V 2 CARGO VOLUME INDEX BEHIND FRONT SEAT. The total volume in cubic feet above the normal load floor and behind the front seat with the liftgate and tailgate closed.

## INDEX

SUBJECT	PAGE NO.	SUBJECT	PAGE NO.
Automatic Transmission.....	16	Kingpin (Steering Axis).....	20
Axis, Steering.....	20	Lamp height and spacing.....	23
Axle, Rear.....	17	Legroom.....	2
Battery.....	12	Lengths - Car and Body.....	1
Bearings, Engine.....	5, 6, 7	Lifters, valve.....	6
Belts - Fan, Generator, Water Pump.....	11	Linings - Clutch, Brake.....	14, 19
Brakes - Parking, Service Power.....	18, 19	Lubrication.....	7, 8, 14, 15, 16, 17
Camber.....	20	Luggage Compartment.....	2
Camshaft.....	6	Motor, Starting.....	12
Capacities		Muffler.....	8
Cooling System.....	11	Overdrive.....	15
Fuel Tank.....	10	Piston Pins & Rings.....	4, 5
Lubricants		Pistons.....	4, 5
Engine Crankcase.....	8	Power Brakes.....	19
Transmission and Overdrive.....	15, 16	Power Steering.....	20
Rear Axle.....	17	Power Teams.....	3
Car and Body Dimensions		Propeller Shaft, Universal Joints.....	16, 17
Width.....	1	Pumps - Oil, Fuel.....	8, 10
Length.....	1	Water.....	11
Height.....	1	Radiator, Hoses.....	11
Ground Clearance.....	1	Ratios - Axle.....	3, 17
Front Compartment.....	2	Compression.....	3, 4
Rear Compartment.....	2	Steering.....	20
Luggage Compartment.....	2	Transmission.....	15, 16
Station Wagon - Third Seat.....	2	Rear Axle.....	3, 17
Station Wagon - Cargo Space.....	2	Regulator - Generator.....	12
Carburetor.....	3, 9, 10	Rims.....	18
Caster.....	20	Rings, Piston.....	5
Choke, Automatic.....	10	Rods - Connecting.....	5
Clutch - Pedal Operated.....	14	Shock Absorbers, Front & Rear.....	21
Coil, Ignition.....	13	Spark Plugs.....	13
Connecting Rods.....	5	Speedometer.....	14
Convenience Equipment.....	23	Springs - Front & Rear Suspension.....	21
Cooling System.....	11	Valve, Engine.....	6
Crankcase Ventilation System.....	8	Stabilizer (Sway Bar) - Front & Rear.....	21
Crankshaft.....	6	Starting System.....	12
Cylinders and Cylinder Head.....	4	Steering.....	20
Dimension Definitions		Supply System.....	12
Key Sheet.....	25	Suppression - Ignition, Radio.....	13
Exterior & Interior.....	26	Suspension - Front & Rear.....	21
Distributor - Ignition.....	13	Tail Pipe.....	8
Electrical System.....	12, 13, 14	Thermostat, Cooling.....	11
Engine		Timing, Engine & Valve.....	6, 7, 13
Bore, Stroke, Displacement, Type.....	4	Tires.....	18
Compression Ratio.....	4	Toe in.....	20
Firing Order, Cylinder Numbering.....	4	Torque Converter.....	16
General Information, H.P. & Torque.....	4	Torque - Engine, Rated.....	3, 4
Lubrication.....	7, 8	Transmission - Types.....	3, 10, 15, 16
Power Teams.....	3	Automatic.....	3, 10, 15, 16
Exhaust Emission Control.....	9	Manual & Overdrive.....	3, 10, 15
Exhaust System.....	8	Ratios.....	15, 16
Equipment Availability.....	22	Track.....	1
Fan, Cooling.....	11	Trunk Luggage Capacity.....	2
Filters - Engine Oil, Fuel System.....	8, 10	Turning Diameter.....	20
Frame.....	22	Unitized Construction.....	22
Front Suspension.....	21	Universal Joints, Propeller Shaft.....	16, 17
Fuel, Fuel Pump, Fuel System.....	4, 10	Valves - Intake & Exhaust.....	6, 7
Fuel Injection.....	10	Vibration Damper.....	6
Generator and Regulator.....	12	Voltage Regulator.....	12
Glass.....	22	Water Pump.....	11
Height (Lamps).....	14	Weights.....	24
Headroom - Body.....	2	Wheel Alignment.....	20
Heights - Car and Body.....	1	Wheelbase.....	1
Horns.....	14	Wheels & Tires.....	18
Horsepower - Brake.....	3, 4	Wheel Spindle.....	20
Ignition System.....	13	Widths - Car and Body.....	1
Inflation - Tires.....	18	Windshield.....	22
Instruments.....	14	Windshield Wiper.....	14