



Your Lighting Company

22



KIN
pag. 14



NEW
HALO
pag. 15



NEW
DORIS
pag. 16



NEW
MAUI
pag. 17



NEW
PARMA
pag. 18



MIRTA
pag. 19



NEW
ROSA DEL DESIERTO
pag. 308-311



NANOK
pag. 306-307



MILANO
pag. 20



DORA
pag. 20



BELLA
pag. 21



PERLA
pag. 22



GILDA
pag. 23



DINA
pag. 23



CASIO
pag. 24



ALDO
pag. 25



KALI
pag. 26



ELECTRA
pag. 27



DANA
pag. 28-29



LOTTO
pag. 29



ALBA
pag. 30



AXEL
pag. 31



ADAN
pag. 32



DARIO
pag. 33



NEW
SHADOW
pag. 34



ROBIN
pag. 35



UNAX
pag. 36



ORIS
pag. 37



NEW
LUXUR
pag. 38-39



NEW
ICON
pag. 40-41



NEW
GALA pag. 42



LUCA
pag. 43



FOSCA
pag. 44-45



NEW
KOWA
pag. 46



NEW
KENDO
pag. 47



KIRA
pag. 48



NORMA
pag. 49



NEW
RINGO
pag. 50



NEW
SATURNA
pag. 51



NEW
CORVUS
pag. 52



BLAS
pag. 53



NEW
BOHEME
pag. 54



ARON
pag. 55



NEW
ATRIA
pag. 56



FLEX
pag. 57



FER
pag. 57



CLIK
pag. 58



LYON
pag. 59



CIO
pag. 59



SENDA
pag. 60



CALMA
pag. 61



ARIEL
pag. 62



NEW
HOLD
pag. 63



CARLO
pag. 64



NEW
STILO
pag. 65



PANAU
pag. 66



MANAT
pag. 67



LAIKA
pag. 68



SYLVANA
pag. 69



NEW
GINA
pag. 70



NEW
MODRIAN
pag. 71



CUSTOM
pag. 72



PICTO
pag. 73



NEW
ZOOM
pag. 146-149



ETHAN
pag. 76



LOIRA
pag. 77



GARONA
pag. 77



TAVI
pag. 78



BOX
pag. 79



TESLA
pag. 80



URA
pag. 81



ALDO
pag. 82



CASIO
pag. 83



ABBI
pag. 84



NEW
DORIS
pag. 85



NEW
PARMA
pag. 86



NEW
MAUI
pag. 87



MENORCA
pag. 88



AQUA
pag. 89



YEÍ
pag. 90



NEW
DUSTIN
pag. 91



NEW
ARES
pag. 92



ALIENA
pag. 92



NEW
DINS
pag. 93



MOON
pag. 94



LINA
pag. 95



NEW
MADISON
pag. 96



NEW
SQUARE
pag. 96



KENTIA
pag. 97



MALVA
pag. 97



VANDUO
pag. 98-99



BRANCO
pag. 99



KIDAL
pag. 100



BIP
pag. 101



HERA
pag. 102



FOTSY
pag. 102



NORK
pag. 102



VELT
pag. 102



BOAN
pag. 103

Lighting Mirrors



Espejos Iluminados



BARI
pag. 112



PETRA
pag. 113



ADRIANA
pag. 114



ESTELA
pag. 115



CAIRO
pag. 116



OLTER
pag. 117



MUL
pag. 118



AMANZI
pag. 119



JOUR
pag. 120



ONIX
pag. 121



NEW
OROSEI
pag. 122



NEW
ORISTANO
pag. 123



NEW
OLBIA
pag. 124



NEW
SMART TV
pag. 126-127

Technical Lighting



Iluminación Técnica

TRACK
ACCESSORIES



pag. 130-131



NEW
MODRIAN
pag. 132 (142-143)



NEW
ZOOM
pag. 132 (146-149)



BUDELLI
pag. 132



RONIE
pag. 133



ISQUIA
pag. 133



NEW
MAKO
pag. 134-135



MORGAN
pag. 136-137



APEX
pag. 138



KENDRA
pag. 139



NEW
MODRIAN
pag. 140-143



NEW
GINA
pag. 144-145



NEW
ZOOM
pag. 146-149



STUDIO
pag. 150



SOHO
pag. 151



CLEVER
pag. 151



LINUS
pag. 151



VANDUO
pag. 152



BRANCO
pag. 152



SOUL
pag. 153



DSETA
pag. 154



NEW
SIMA
pag. 155



NEW
CARRE
pag. 155



SPECTRA
pag. 156-157



TANGO
pag. 158-160



NEW
DOT
pag. 161



BIP
pag. 162



KIDAL
pag. 163



NEW
MUSCA
pag. 164



WAKA
pag. 165



DORO
pag. 166



ANTEA
pag. 166



LOU
pag. 166



WINKA
pag. 167



EINAR
pag. 167



FOTSY
pag. 168



HERA
pag. 168



SAN
pag. 169



NORK
pag. 169



VELT
pag. 169



NEW
POINT
pag. 170



YOTA
pag. 171



GAMMA
pag. 171



THRILLER
pag. 172



PAUL
pag. 172



MIURA
pag. 172



PRADO
pag. 173



EDGAR
pag. 173

Technical Lighting



Iluminación Técnica



REGAL
pag. 173



IRO
pag. 174



BIOS
pag. 175



REXA
pag. 175



YON
pag. 176



NIGA
pag. 176



DONO
pag. 177



SKY SPOT
pag. 178



SKY BOX
pag. 179



ROKU
pag. 180



KORE
pag. 181

Ceiling Lamps



Iluminación de Techo



NEW
ISIA
pag. 186-197



NEW
LISBOA
pag. 198-201



NEW
LONDON
pag. 202-205



NEW
TURIN
pag. 206-207



NEW
MINSK
pag. 208-211



NEW
MUNICH
pag. 212-215



NEW
ALISO
pag. 216-219



NEW
GRACE
pag. 220-223



NEW
DILGA
pag. 224-229



NEW
KOE
pag. 230-231



NEW
IMAX
pag. 232-233



NEW
MADISON
pag. 234-235



NEW
SQUARE
pag. 236-237



ANGUS
pag. 238



ATEN
pag. 239



NEW
DINS
pag. 240-241



MOON
pag. 242-243



LINA
pag. 244



LIVE
pag. 245



SHIITAKE
pag. 246-247



KALI
pag. 248



NEW
PARMA
pag. 18



TIGA
pag. 250



TURKANA
pag. 251



EVELYN
pag. 252



JARVIS
pag. 253



BALI
pag. 254



GARY
pag. 255



DAMA
pag. 256-257



KRABI
pag. 258-259



NINTU
pag. 260



INARI
pag. 260



WALLIS
pag. 261



TANA
pag. 261



BELLONA
pag. 262



TAO
pag. 263



BENDIS
pag. 264



TAI
pag. 265



CIRO
pag. 266



NEW
CUSTO
pag. 267



ENON
pag. 268



SHIRU
pag. 269



INDA
pag. 270



ASPEN
pag. 271



BAUHAUS
pag. 272



MODENA
pag. 273



SAMIRA
pag. 274



MOYANA
pag. 275



LENNIS
pag. 276



COIMBRA
pag. 277



EVENS
pag. 278



VIVIAN
pag. 279



CORDA
pag. 280-281



NEW
MARINA
pag. 282-283



PAMELA
pag. 284-287



STUDIO
pag. 150



NEW
CORVUS
pag. 288-291



NEW
MODRIAN
pag. 140-143

Collections



Colecciones



NEW
CORVUS
pag. 288-291



NEW
HALO
pag. 292-295



KIN
pag. 296-297



NEW
STILO
pag. 298-301



MIRTA
pag. 302-305



NANOK
pag. 306-307



NEW
ROSA DEL DESIERTO
pag. 308-311



NEW
MAUI
pag. 312-315



NEW
DORIS
pag. 316-319



PANAU
pag. 320-321



NEW
GINA
pag. 144-145, 322-323



DEKLA
pag. 324-325



NEW
MODRIAN
pag. 140-143



NEW
ZOOM
pag. 146-149

Table Lamps



Sobremesas



NEW
CORVUS
pag. 288-291



NEW
STILO
pag. 298-301



MIRTA
pag. 302-305



NEW
MAUI
pag. 312-315



NEW
DORIS
pag. 316-319



PANAU
pag. 320-321



NEW
GINA
pag. 322-323



DEKLA
pag. 324-325



NEW
NAOS
pag. 326-327



CLIP
pag. 328



BORNEO
pag. 329



FLEXIA
pag. 332

Table Lamps



Sobremesas



MARTA
pag. 333



MARTIN
pag. 333



NEW
SHARM
pag. 334



NEW
EMIRA
pag. 335



NEW
KASBAH
pag. 335



NEW
LINDANA
pag. 336-337



LIKE
pag. 338



EKIL
pag. 339



MOVE IT
pag. 340-341



TAKE ME
pag. 340-341



KEKE
pag. 340-341



NEW
ASAHI
pag. 342-343



NEW
LUXA
pag. 344



LAYSAN
pag. 345

Floor Lamps



Pies de Salón



NEW
CORVUS
pag. 288-291



NEW
STILO
pag. 298-301



KIN
pag. 296-297



MIRTA
pag. 302-305



NEW
MAUI
pag. 312-315



NEW
DORIS
pag. 316-319



RPAU
pag. 320-321



NEW
GINA
pag. 322-323



DEKLA
pag. 324-325



NEW
NAOS
pag. 326-327



CLIP
pag. 328



BORNEO
pag. 329



YAMENA
pag. 330



PRAIA
pag. 331



NEW
AYSEL
pag. 348



NEW
DRACO
pag. 349



AKA
pag. 350



YOMU
pag. 351



BOJ
pag. 352



OKRA
pag. 353



KIRA
pag. 354



BLAS
pag. 355



KANSAS
pag. 356



CALA
pag. 357



NEW
ANIA
pag. 358-359



NEW
ANIA
pag. 358-359



NORI
pag. 360-361



NEW
KENDO
pag. 362-363



NEW
KOWA
pag. 363



CUBE
pag. 364



BOND
pag. 365



VUCAN
pag. 366



SOLAR
pag. 367



NEW
SPICA
pag. 368-369



NEW
NASHIRA
pag. 369



NEW
VIRGO
pag. 370



NEW
ORION
pag. 371



NEW
APUS
pag. 372



NEW
SEIREN
pag. 373



SUN
pag. 374



ZEN
pag. 375



NEW
INDUS
pag. 376



NEMO
pag. 377



NEW
SQUARE
pag. 378



NEW
MADISON
pag. 379



NEW
TILO
pag. 380



YUCA
pag. 381



ACAI
pag. 381



MALVA
pag. 382



KENTIA
pag. 382

AIR CLEANER



TURBO Base Air Cleaner
pag. 396-397



TURBO Air Cleaner
pag. 398-399



FOSCA Air Cleaner
pag. 400-401



ISIA Air Cleaner
pag. 402-403



MARCO Air Cleaner
pag. 404-405

Wall Lamps

Apliques



KIN

Apliques



Wall Lamps



MP Studio, Eslovaquia



KIN

CRI>80



IP20

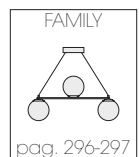
IK00



Metal/Glass
Metal/Cristal

| FINISH | WATT | LUM | K | ON-OFF | TRIAC | DALI/PUSH | SIZE |
|--------|------|-----|------|----------|-------|-----------|------|
| ● | 5W | 370 | 3000 | A816910N | - | - | |

● Textured Black/Opal - Negro Texturado/Opal





Design by
NACHO TIMÓN

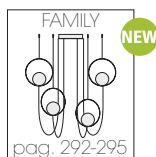
Wall Lamps



Appliques

HALO CRI>80 IP20 IK00 Metal/Glass
Metal/Cristal

| FINISH | WATT | LUM | K | ON-OFF | TRIAC | DALI/PUSH | SIZE |
|--------|------|-----|------|----------|-------|-----------|------|
| | 5W | 370 | 3000 | A3815100 | * | * | |
| | | | | A381510N | | | |




Technical Gold/Opal - Oro Técnico/Opal * Minimum qty required 10 units - Cantidad mínima requerida 10 uds.
 Textured Black - Negro Texturado

DORIS

Appliques


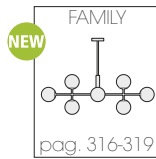


Wall Lamps



DORIS IP20 IK00 Metal/Glass
Metal/Cristal

| FINISH | LAMP | ON-OFF | SIZE |
|--------|----------|---------|------|
| | 1xG9 LED | A382010 | |
| | | A38201N | |



Antique Gold/Opal - Oro Viejo/Opal Textured Black/Opal - Negro Texturado/Opal

NEW



Wall Lamps

Appliques



FAMILY

pag. 308-311

NEW

LED BULBS

max. 95

max. 45mm



| MAUI | | IP44 IK00 | Metal/Glass Metal/Cristal |
|--------|-----------|-----------|------------------------------|
| FINISH | LAMP | ON-OFF | SIZE |
| ● | 1xE27 LED | A816320 | |
| ● | | A81632N | |

● Matt Antique Gold/Opal - Oro Viejo Mate/Opal ● Textured Black/Opal - Negro Texturado/Opal



PARMA



IP44 IK00



Metal/Glass
Metal/Cristal

Ø max. 45mm
max.95

| | FINISH | LAMP | ON-OFF | SIZE |
|---------|--------|-----------|-----------|------|
| Wall | ● | 1xE27 LED | A39460800 | |
| | ● | | A3946080N | |
| Ceiling | ● | 1xE27 LED | P39460800 | |
| | ● | | P3946080N | |



● Matt Antique Gold/Opal - Oro Viejo Mate/Opal ● Textured Black/Opal - Negro Texturado/Opal



Wall Lamps



Appliques



| MIRTA | | IP20 IK05 | Textile/Acrylic Textil/Acrílico |
|--------------|-----------|-----------|------------------------------------|
| FINISH | LAMP | ON-OFF | SIZE |
| ○ | 1xE27 LED | A30550B | |
| ● | | A30550PI | |

○ White - Blanco ● Stone - Piedra

MILANO

DORA

Appliques



Wall Lamps



MILANO IP20 IK00 Glass/Metal
Cristal/Metal

| FINISH | LAMP | ON-OFF | SIZE |
|--------|-----------|------------|------|
| ○ | 2xE14 LED | A163291NMS | |



○ Opal/Satin Nickel - Opal/Níquel Satinado

DORA IP20 IK00 Double layer glass/Metal
Cristal doble capa/Metal

| FINISH | LAMP | ON-OFF | SIZE |
|--------|-----------|-----------|------|
| ○ | 1xE27 LED | A166941OP | |

○ Opal - Opal



Wall Lamps



Appliques

BELLA



IP20 IK00



Double layer glass/Metal
Cristal doble capa/Metal

| | FINISH | LAMP | ON-OFF | SIZE |
|-------|--------|-----------|----------|------|
| 200mm | ○ | 1xE27 LED | A32631OP | |
| 400mm | ○ | 2xE27 LED | A32632OP | |

○ Opal - Opal



PERLA

Apliques



Wall Lamps



PERLA



IP20

IK00



Double Layer Glass/Metal
Cristal Doble Capa/Metal

| FINISH | LAMP | ON-OFF | SIZE |
|--------|-----------|----------|------|
| ● | 2xE27 LED | A30201OP | |
| ● | | A30201OT | |

● Opal/Chrome - Opal/Cromo ● Opal/Technical Gold - Opal/Oro Técnico






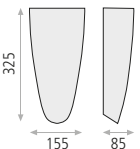
Pag. 388

GILDA



Wall Lamps

GILDA  IP20 IK00   Double layer glass/Metal
Cristal doble capa

| FINISH | LAMP | ON-OFF | SIZE |
|--------|-----------|-----------|--|
| ○ | 1xE27 LED | A166951OP |  |






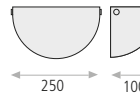
○ Opal/Chrome - Opal/Cromo

DINA



Appliques

DINA  IP20 IK00   Double layer glass/Metal
Cristal doble capa/Metal

| FINISH | LAMP | ON-OFF | SIZE |
|--------|-----------|----------|---|
| ○ | 1xE27 LED | A30711OP |  |





○ Opal/Chrome - Opal/Cromo

CASIO

Appliques



Wall Lamps



CASIO



IP44

IK00



Metal/Glass
Metal/Cristal

| | FINISH | LAMP | ON-OFF | SIZE |
|-------|--------|-----------|------------|------|
| 285mm | ● | | A16501CIP | |
| | ● | 1xE27 LED | A16501NMIP | |
| | ○ | | A16501BIP | |
| 428mm | ● | | A16100C | |
| | ● | 2xE27 LED | A16100NM | |
| | ○ | | A16100B | |



● Chrome/Opal - Cromo/Opal ● Satin Nickel - Níquel Satinado/Opal ○ White/Opa - Blanco/Opal



Pag. 388









Wall Lamps



Appliques



ALDO CRI>80  IP44 IK04   incl Metal/Acrylic Metal/Acrílico

| | FINISH | WATT | LUM | K | ON-OFF | TRIAC | DALI/PUSH | SIZE |
|-------|--------|------|------|------|----------|-------|-----------|---|
| 330mm | ● | 12W | 775 | 3000 | A343210C | - | - |  |
| | | | | 4000 | A343211C | | | |
| 520mm | ● | 20W | 1270 | 3000 | A343220C | - | - |  |
| | | | | 4000 | A343221C | | | |
| 820mm | ● | 30W | 2100 | 3000 | A343230C | - | - |  |
| | | | | 4000 | A343231C | | | |

● Opal/Chrome - Opal/Cromo

KALI



Apliques



Wall Lamps

KALI



IP20

IK00



Metal/Glass
Metal/Glass

| FINISH | LAMP | ON-OFF | SIZE |
|--------|-----------|-----------|------|
| ○ | 1xE14 LED | A1641210P | |

○ Opal/Chrome - Opal/Cromo



ELECTRA



Wall Lamps



Appliques



| ELECTRA | | CRI>80 | ⊕ | IP20 | IK05 | □ | incl | Metal/Methacrylate Metal/Metacrilato |
|---------|------|--------|------|-----------|-------|-----------|------|---|
| FINISH | WATT | LUM | K | ON-OFF | TRIAC | DALI/PUSH | SIZE | |
| ● | 12W | 1000 | 3000 | A362510NS | - | - | | |

● Satin Nickel - Níquel Satinado

DANA

Apliques



Wall Lamps

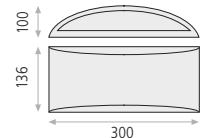


DANA



DANA  IP20 IK06    Plaster Escayola



| FINISH | LAMP | ON-OFF | SIZE |
|--------|-----------|---------|---|
| ○ | 1xE14 LED | A33871B |  |

○ Matt White - Blanco Mate

Wall Lamps

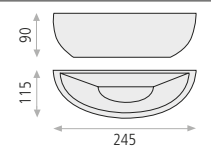


LOTTO



LOTTO  IP20 IK06    Plaster/Glass Escayola/Cristal



| FINISH | LAMP | ON-OFF | SIZE |
|--------|-----------|---------|---|
| ○ | 1xE14 LED | A33571B |  |

○ Matt White - Blanco Mate

Appliques

ALBA

Appliques



Wall Lamps



ALBA



IP20

IK06



Plaster/Glass
Escayola/Cristal

| | FINISH | LAMP | ON-OFF | SIZE |
|--------------|--------|-----------|---------|------|
| 300mm | ○ | 1xE14 LED | A33861B | |
| 530mm | ○ | 2xE14 LED | A33863B | |

○ Matt White - Blanco Mate







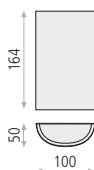


Wall Lamps



Appliques

AXEL CRI>80  IP23 IK04    incl. Plaster/Metal Escayola/Metal

| FINISH | WATT | LUM | K | ON-OFF | TRIAC | DALI/PUSH | SIZE |
|--------|------|-----|------|---------|-------|-----------|---|
| ○ | 6W | 600 | 3000 | A32991B | - | - |  |

○ Matt White - Blanco Mate

ADÁN

Apliques



Wall Lamps



ADÁN

CRI>80



IP20

IK04



Metal
Metal

| FINISH | WATT | LUM | K | ON-OFF | TRIAC | DALI/PUSH | SIZE |
|--------|------|-----|------|-----------|-------|-----------|------|
| ● | 6W | 530 | 3000 | A341310NS | - | - | |
| ● | | | | A341310U | - | - | |

● Satin Nickel - Níquel Satinado ● Antique Brass - Cuero



Wall Lamps

Appliques



| DARIO | | CRI>80 | | IP20 | IK04 | | | Metal Metal |
|--------|------|--------|------|-----------|-------|-----------|------|----------------|
| FINISH | WATT | LUM | K | ON-OFF | TRIAC | DALI/PUSH | SIZE | |
| ● | 9W | 720 | 3000 | A379510NS | - | - | | |
| ● | | | | A379510U | | | | |

● Satin Nickel - Níquel Satinado ● Antique Brass - Cuero

SHADOW

NEW

Apliques



Wall Lamps



Design by
NACHO TIMÓN

SHADOW

CRI>80



IP20

IK06



Metal
Metal

| FINISH | WATT | LUM | K | ON-OFF | TRIAC | DALI/PUSH | SIZE |
|--------|------|-----|------|----------|-------|-----------|------|
| NEW ● | 12W | 930 | 3000 | A3796100 | - | - | |
| ● | | | | A379610N | | | |

● Technical Gold - Oro Técnico ● Textured Black - Negro Texturado

ROBIN



Wall Lamps



Appliques

Design by
NACHO TIMÓN

ROBIN

CRI>80



IP20

IK06



incl

Metal/Acrylic
Metal/Acrílico

| FINISH | WATT | LUM | K | ON-OFF | TRIAC | DALI/PUSH | SIZE |
|--------|---------|------|------|---------|-------|-----------|------|
| ● | | | | A381400 | | | |
| ● | 10x2,1W | 1625 | 3000 | A38140N | - | - | |
| ○ | | | | A38140B | | | |

● Technical Gold - Oro Técnico ● Textured Black - Negro Texturado ○ Textured White - Blanco Texturado



| UNAX | | | |
|--------|-----------|------------|----------------|
| | IP20 | IK06 | |
| | | | Metal Metal |
| FINISH | LAMP | ON-OFF | SIZE |
| ○ | 1xE27 LED | A166081B | |
| ● | | A166081N | |
| ● | | A166081NMS | |

Elige tu color RAL y consúltanos
Choose your RAL colour and consult us

Productos personalizables a partir de 25 unidades
Customised items for MOQ of 25 units



○ Textured White - Blanco Texturado ● Textured Black - Negro Texturado ● Satin Nickel - Níquel Satinado



Wall Lamps



Appliques

| ORIS | | CRI>80 | | IP20 | IK06 | | | Metal/Acrylic Metal/Acrílico |
|-------------|-------|--------|------|---------|-------|-----------|------|---------------------------------|
| FINISH | WATT | LUM | K | ON-OFF | TRIAC | DALI/PUSH | SIZE | |
| ○ | 23.5W | 1200 | 3000 | A38390B | * | * | | |

○ Textured White - Blanco Texturado

* Minimum qty required 10 units - Cantidad mínima requerida 10 uds.

LUXUR

NEW

Apliques



Wall Lamps





Wall Lamps



Appliques

| LUXUR | | CRI>80 | ⊕ | IP20 | IK06 | ⏏ | incl | Metal Metal |
|--------------|-------|--------|------|---------|-------|-----------|------|----------------|
| FINISH | WATT | LUM | K | ON-OFF | TRIAC | DALI/PUSH | SIZE | |
| NEW ● | | | | A384000 | | | | |
| ○ | 22.1W | 1200 | 3000 | A38400B | * | * | | |
| NEW ● | | | | A38400N | | | | |

● Technical Gold - Oro Técnico ○ Textured White - Blanco Texturado ● Textured Black - Negro Texturado

* Minimum qty required 10 units - Cantidad mínima requerida 10 uds.

ICON

NEW

Apliques



Wall Lamps





Wall Lamps



Appliques



Elige tu color RAL y consúltanos
Choose your RAL colour and consult us

Productos personalizables a partir de 25 unidades
Customised items for MOQ of 25 units

| ICON | | CRI>80 | | IP23 | IK04 | | | Metal/Methacrylate Metal/Metacrilato |
|-------|--------|--------|------|------|----------|------------|------------|---|
| | FINISH | WATT | LUM | K | ON-OFF | TRIAC (*) | DALI/PUSH | SIZE |
| 120mm | ○ | 8,5W | 890 | 2700 | A308919B | - | - | |
| | ○ | 8,5W | 890 | 3000 | A308910B | - | - | |
| | ● | 8,5W | 890 | 3000 | A308910N | - | - | |
| 200mm | ○ | 10,5W | 1100 | 2700 | A308929B | - | - | |
| | ○ | 10,5W | 1100 | 3000 | A308920B | - | - | |
| | ● | 10,5W | 1100 | 3000 | A308920N | - | - | |
| 370mm | ○ | 21W | 2200 | 2700 | A308939B | A308939BDT | A308939BDP | |
| | ○ | 21W | 2200 | 3000 | A308930B | A308930BDT | A308930BDP | |
| | ● | 21W | 2200 | 3000 | A308930N | A308930NDT | A308930NDP | |

○ Textured White - Blanco Texturado ● Textured Black - Negro Texturado

(*) To be used exclusively with LED dimming system and only one unit per system

(*) Uso exclusivo para reguladores LED y máximo una unidad por regulador

GALA



Appliques



Wall Lamps



GALA

CRI>80



IP20

IK05



Metal/Acrylic
Metal/Acrílico

| FINISH | WATT | LUM | K | ON-OFF | TRIAC | DALI/PUSH | SIZE |
|--------|------|------|------|----------|-------|-----------|------|
| ○ | 21W | 2200 | 2700 | A318919B | * | - | |
| ○ | | | | A318910B | * | - | |
| ● | 21W | 2200 | 3000 | A318910N | * | - | |

○ Textured White - Blanco Texturado ● Textured Black - Negro Texturado

* Minimum qty required 10 units - Cantidad mínima requerida 10 uds.



Wall Lamps



Appliques



LUCA CRI>80 IP20 IK05 incl Metal
Metal

| | FINISH | WATT | LUM | K | ON-OFF | TRIAC | DALI/PUSH | SIZE |
|--------------|--------|-------|------|------|-----------|-------|-----------|------|
| 260mm | ○ | 10,5W | 1100 | 3000 | A3423100B | - | - | |
| 420mm | ○ | 21W | 2200 | 3000 | A3423200B | - | - | |





○ Textured White - Blanco Texturado

FOSCA

Apliques



Wall Lamps





ON DEMAND
BAJO PEDIDO



Elige tu color RAL y consúltanos Choose your RAL colour and consult us

Productos personalizables a partir de 25 unidades Customised items for MOQ of 25 units

FOSCA CRI>80 IP20 IK05 Metal/Acrylic Metal/Acrílico

| FINISH | WATT | LUM | K | ON-OFF | TRIAC | DALI/PUSH | SIZE |
|--------|------|------|------|---------|-------|-----------|--------|
| ● | | | | A383300 | | | 820x45 |
| ● | 30W | 1700 | 3000 | A38330N | - | * | 900 |
| ○ | | | | A38330B | | | |

● Technical Gold - Oro Técnico ● Textured Black - Negro Texturado ○ Textured White - Blanco Texturado

* Minimum qty required 10 units - Cantidad mínima requerida 10 uds.

FOSCA
AIR CLEANER
pag. 400-401

KOWA



Appliques



Wall Lamps

Elige tu color RAL y consúltanos
Choose your RAL colour and consult us

Productos personalizables a partir de 25 unidades
Customised items for MOQ of 25 units



KOWA

CRI>80





IP54

IK06



Aluminium
Aluminio

| FINISH | WATT | LUM | K | ON-OFF | TRIAC | DALI/PUSH | SIZE |
|---------------|------|-----|------|----------|-------|-----------|--|
| NEW ●● | | | | A2033100 | | |  115 |
| ● | 12W | 850 | 3000 | A203310N | - | - |  110 |
| ○ | | | | A203310B | | | 140 |

●● Technical Gold/Black Text. - Oro Técnico/Negro Text. ● Textured Black - Negro Texturado ○ Textured White - Blanco Texturado



Wall Lamps

Appliques



Elige tu color RAL y consúltanos
Choose your RAL colour and consult us

Productos personalizables a partir de 25 unidades
Customised items for MOQ of 25 units

KENDO

CRI>80



IP54

IK06



Aluminium
Aluminio

| | FINISH | WATT | LUM | K | ON-OFF | TRIAC | DALI/PUSH | SIZE |
|------------|--------|------|-----|------|----------|-------|-----------|------|
| NEW | ●● | | | | A2032100 | | | |
| | ● | 12W | 850 | 3000 | A203210N | - | - | |
| | ○ | | | | A203210B | | | |

●● Technical Gold/Black Text. - Oro Técnico/Negro Text. ● Textured Black - Negro Texturado ○ Textured White - Blanco Texturado

KIRA

Apliques



Wall Lamps



KIRA

CRI>80



IP54

IK06



Aluminium Acrylic
Aluminio Acrílico

| FINISH | WATT | LUM | K | ON-OFF | TRIAC | DALI/PUSH | SIZE |
|--------|------|------|------|----------|-------|-----------|------|
| ○ | 12W | 1320 | 2700 | A342429B | - | - | |
| | | | 3000 | A342420B | | | |

○ Textured White - Blanco Texturado



Wall Lamps



Appliques

| NORMA | | CRI>80 | | IP20 | IK04 | | | Metal/Acrylic Metal/Acrílico |
|--------|------|--------|------|----------|-------|-----------|------|---------------------------------|
| FINISH | WATT | LUM | K | ON-OFF | TRIAC | DALI/PUSH | SIZE | |
| ○ | 12W | 840 | 3000 | A354610B | * | - | | |

○ Textured White - Blanco Texturado

* Minimum qty required 10 units - Cantidad mínima requerida 10 uds.

RINGO

NEW



Apliques



Wall Lamps

Design by
NACHO TIMÓN

RINGO

CRI>80



IP20

IK04



Metal/Acrylic
Metal/Acrílico

| FINISH | WATT | LUM | K | ON-OFF | TRIAC | DALI/PUSH | SIZE |
|--------|-------|-----|------|---------|-------|-----------|------|
| ● | | | | A381300 | | | |
| ● | 12.5W | 808 | 3000 | A38130N | | | |

NEW

● Technical Gold - Oro Técnico

● Textured Black - Negro Texturado



Wall Lamps



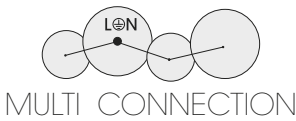
Appliques



SATURNA CRI>80 IP20 IK06 Incl Metal Metal

| | FINISH | WATT | LUM | K | ON-OFF | TRIAC | DALI/PUSH | SIZE |
|-------|--------|------|------|------|-----------|-------|-----------|------|
| 300mm | | 9W | 750 | 3000 | A3953000N | - | - | |
| | | | | | A39530000 | | | |
| 450mm | | 16W | 1300 | 3000 | A3953100N | - | - | |
| | | | | | A39531000 | | | |

Textured Black - Negro Texturado Technical Gold - Oro Técnico





CORVUS



CRI>80

IP20


IK03



Aluminium
Aluminio

| FINISH | WATT | LUM | K | ON-OFF | TRIAC | DALI/PUSH | SIZE |
|--------|------|-----|------|-----------|-------|-----------|------|
| ● | 7.5W | 675 | 3000 | A3945000N | - | - | |

● Textured Black/Opal - Negro Texturado/Opal





BLAS



Wall Lamps

Appliques



| BLAS | | CRI>80 | ⊕ | IP54 | IK06 | 📦 | 📦 Incl | Aluminium Acrylic Aluminio Acrílico |
|--------|------|--------|------|----------|-------|-----------|--------|--|
| FINISH | WATT | LUM | K | ON-OFF | TRIAC | DALI/PUSH | SIZE | |
| ○ | 8W | 640 | 3000 | A378020B | - | - | | |
| ● | | | | A378020N | | | | |

○ Textured White - Blanco Texturado ● Textured Black - Negro Texturado

BOHEME NEW

Appliques




Wall Lamps



BOHEME CRI>80 IP20 IK04 150x38 350° 90° Incl Metal Metal

| | FINISH | WATT | LUM | K | ON-OFF | TRIAC | DALI/PUSH | SIZE |
|----------------|--------|------|-----|------|----------|-------|-----------|------|
| With switch | ○ | 3W | 315 | 3000 | E382620B | - | - | |
| | ● | | | | E382620N | | | |
| Without switch | ○ | 3W | 315 | 3000 | E382610B | - | - | |
| | ● | | | | E382610N | | | |

○ Textured White - Blanco Texturado ● Textured Black - Negro Texturado



Wall Lamps



Appliques

ARON CRI>80 IP20 IK04 350° 90° Incl. Metal
Metal

| | FINISH | WATT | LUM | K | ON-OFF | TRIAC | DALI/PUSH | | | SIZE |
|----------|--------|------|-----|------|----------|-------|-----------|--------|--|------|
| Surface | ● | 3W | 315 | 3000 | A32401NS | - | - | - | | |
| | ● | | | | A32401N | - | - | - | | |
| Recessed | ● | 3W | 315 | 3000 | E32401NS | - | - | 162x55 | | |
| | ● | | | | E32401N | - | - | - | | |

● Satin Nickel - Níquel Satinado ● Textured Black - Negro Texturado

ATRIA NEW



Appliques



Wall Lamps

ATRIA CRI>80 IP20 IK04 350° 90° Incl Metal Metal

| FINISH | WATT | LUM | K | ON-OFF | TRIAC | DALI/PUSH | | | SIZE |
|----------|------|-----|------|-----------|-------|-----------|-----|--|------|
| Surface | 3W | 315 | 3000 | A392510NM | - | - | - | | |
| | | | | A3925000N | - | - | - | | |
| Recessed | 3W | 315 | 3000 | E392510NM | - | - | Ø36 | | |
| | | | | E3925000N | - | - | - | | |

● Matt Nickel - Níquel Mate ● Textured Black - Negro Texturado

FLEX



FLEX CRI>80 IP20 IK04 Metal/Methacrylate
Metal/Metacrilato

| FINISH | WATT | LUM | K | ON-OFF | TRIAC | DALI/PUSH | SIZE |
|--------|------|-----|------|------------|-------|-----------|------|
| ● | 3W | 315 | 3000 | A167361NMS | - | - | |
| ● | | | | A167361U | | | |

● Satin Nickel - Níquel Satinado ● Atique Brass - Cuero

Wall Lamps



FER

FER CRI>80 IP20 IK04 Metal/Methacrylate
Metal/Metacrilato

| FINISH | WATT | LUM | K | ON-OFF | TRIAC | DALI/PUSH | SIZE |
|--------|------|-----|------|------------|-------|-----------|------|
| ● | 3W | 315 | 3000 | A167391NMS | - | - | |
| ● | | | | A167391U | | | |

● Satin Nickel - Níquel Satinado ● Atique Brass - Cuero

Appliques

CLIK

Apliques



Wall Lamps



CLIK

CRI>80



IP20

IK04



Metal
Metal

| FINISH | WATT | LUM | K | ON-OFF | TRIAC | DALI/PUSH | SIZE |
|--------|------|-----|------|-----------|-------|-----------|------|
| ● | 3W | 300 | 3000 | A373610U | | | |
| ● | | | | A373610NS | | | |

● Bronze - Bronce ● Matt Nickel - Níquel Mate



LYON CRI>80 IP20 IK04 Metal Metal

| FINISH | WATT | LUM | K | ON-OFF | TRIAC | DALI/PUSH | SIZE |
|--------|------|-----|------|---------|-------|-----------|------|
| ○ | 3W | 315 | 3000 | A36991B | - | - | |
| ● | | | | A36991N | | | |

○ Textured White - Blanco Texturado ● Textured Black - Negro Texturado

CIO



CIO CRI>80 IP20 IK04 Metal Metal

| FINISH | WATT | LUM | K | ON-OFF | TRIAC | DALI/PUSH | SIZE |
|--------|------|-----|------|---------|-------|-----------|------|
| ○ | 3W | 315 | 3000 | A32391B | - | - | |
| ● | | | | A32391N | | | |

○ Textured White - Blanco Texturado ● Textured Black - Negro Texturado

SENDA

Apliques



Wall Lamps



SENDA

CRI>80



IP20

IK04



Metal
Metal

| FINISH | WATT | LUM | K | ON-OFF | TRIAC | DALI/PUSH | SIZE |
|--------|------|-----|------|---------|-------|-----------|------|
| ○ | 3W | 315 | 3000 | A38350B | | | |
| ● | | | | A38350N | - | - | |



○ Textured White - Blanco Texturado ● Textured Black - Negro Texturado USB output: 5V-2A



Wall Lamps

Appliques



| CALMA | | CRI>80 | ⊕ | IP20 | IK04 | incl | Metal Metal |
|--------|-------|---------|------|---------|-------|-----------|----------------|
| FINISH | WATT | LUM | K | ON-OFF | TRIAC | DALI/PUSH | SIZE |
| ○ | 6W+3W | 630+315 | 3000 | A38360B | - | - | |
| ● | | | | A38360N | | | |

○ Textured White - Blanco Texturado ● Textured Black - Negro Texturado USB output: 5V-2A

ARIEL

Apliques



Wall Lamps



ARIEL

CRI>80



IP20

IK04



Metal
Metal

| FINISH | WATT | LUM | K | ON-OFF | TRIAC | DALI/PUSH | SIZE |
|--------|-------|---------|------|----------|-------|-----------|------|
| ○ | 3W+8W | 315+840 | 3000 | A342110B | - | - | |

○ Textured White - Blanco Texturado



Wall Lamps





Appliques


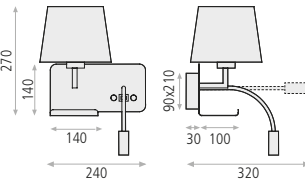



CUSTOMISED SHADE please consult (MOQ 25 units)
PANTALLA PERSONALIZABLE consultar (MOQ 25 uds)




 OPTIONAL BLACK SHADE PANTALLA NEGRA OPCIONAL COD. 5PANT3664N

HOLD CRI>80  IP20 IK04    Incl Metal/Cotton
Metal/Algodón

| FINISH | LAMP | WATT | LUM | K | ON-OFF | TRIAC | DALI/PUSH | SIZE |
|---|-------|------|-----|------|---|------------|-----------|---|
| <input type="radio"/> | | | | |  | A36641BIZQ | - |  <p>Shade / Pantalla: Ø180xØ140xH140</p> |
| NEW <input checked="" type="radio"/> | 1xE27 | 3W | 315 | 3000 | Left-Izquierda | A36641NIZQ | - | |
| <input type="radio"/> | | | | |  | A36641BDER | - | |
| NEW <input checked="" type="radio"/> | | | | | Right-Derecha | A36641NDER | - | |

Textured White - Blanco Texturado Textured Black - Negro Texturado

 USB output: 5V-2.1A

CARLO



CUSTOMISED SHADE please consult (MOQ 25 units)
 PANTALLA PERSONALIZABLE consultar (MOQ 25 uds)

Appliques



Wall Lamps



CARLO

CRI>80



IP20

IK04



Metal/Cotton
Metal/Algodón

| FINISH | LAMP | WATT | LUM | K | ON-OFF | TRIAC | DALI/PUSH | SIZE |
|--------|-----------|--------|-----|------|------------|-------|-----------|------|
| ● | 1xE27 LED | - | - | - | A167801NMS | - | - | |
| ● | | | | | A167801U | - | - | |
| ● | 1xE27 LED | LED 3W | 315 | 3000 | A167821NMS | - | - | |
| ● | | | | | A167821U | - | - | |

● Satin Nickel - Níquel Satinado ● Atique Brass - Cuero



Pag. 388



Elige tu color RAL y consúltanos
Choose your RAL colour and consult us



Productos personalizables a partir de 25 unidades
Customised items for MOQ of 25 units



| STILO | | ⊕ IP20 IK05 | ☐ | ⚡ | Metal/Cotton Metal/Algodón |
|--------------|-----------|-------------|------|---|------------------------------------|
| FINISH | LAMP | ON-OFF | SIZE | | |
| ● | 1xE27 LED | A8202080N | | | Shade / Pantalla Ø160xØ200xH145 |

● Textured Black/White - Negro Texturado/Blanco

PANAU

Apliques



Wall Lamps



PANAU

CRI>80



IP20

IK04



Metal/Methacrylate
Metal/Metacrilato

| FINISH | WATT | LUM | K | ON-OFF | TRIAC | DALI/PUSH | SIZE |
|--------|-------|---------|------|----------|-------|-----------|------|
| ○ | 3W+6W | 315+540 | 3000 | A36600B | - | - | |
| ● | | | | A36600NS | | | |

○ Textured White - Blanco Texturado ● Satin Nickel - Níquel Satinado



Wall Lamps

Apliques



| MANAT | | CRI>80 | | IP20 | IK04 | | Incl | Metal/Methacrylate Metal/Metacrilato |
|--------------|--------|---------|------|----------|-------|-----------|------|---|
| FINISH | WATT | LUM | K | ON-OFF | TRIAC | DALI/PUSH | SIZE | |
| ● | | | | A35680NS | | | | |
| ○ | 3W+12W | 315+970 | 3000 | A35680B | - | - | | |
| ● | | | | A35680N | | | | |

● Satin Nickel - Níquel Satinado ○ Textured White - Blanco Texturado ● Textured Black - Negro Texturado USB output: 5V-2A

LAIKA



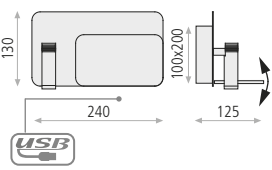


Apliques



Wall Lamps



| LAIKA | | CRI>80 | ⊕ | IP20 | IK04 | □ | incl | Metal Metal |
|--------|-------|---------|------|---|-------|-----------|--|--|
| FINISH | WATT | LUM | K | ON-OFF | TRIAC | DALI/PUSH | SIZE | |
| ○ | 4W+3W | 600+315 | 3000 |  Left-Izquierda A36651BIZQ | - | - |  Right-Derecha A36651BDER |  |
| | | | | | | | | |

○ Textured White - Blanco Texturado

🔌 USB output: 5V-2.1A



Wall Lamps



Appliques



| SYLVANA | | CRI>80 | ⊕ | IP20 | IK01 | □ | incl | Metal/Glass Metal/Cristal |
|---------|------|--------|------|---------|-------|-----------|------|------------------------------|
| FINISH | WATT | LUM | K | ON-OFF | TRIAC | DALI/PUSH | SIZE | |
| ○ | 5W | 420 | 3000 | A38210B | - | - | | |

○ Textured White/Opal - Blanco Texturado/Opal

USB output: 5V-2A

GINA

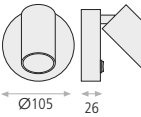
Apliques

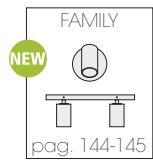


Wall Lamps

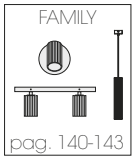


GINA  IP20 IK06  350°  90°   Aluminium
Aluminio

| FINISH | LAMP | ON-OFF | SIZE |
|--------|------------|---------|---|
| ○ | 1xGU10 LED | A38741B |  |
| ● | | A38741N | |



○ Textured White - Blanco Texturado ● Textured Black - Negro Texturado



MODRIAN IP20 IK06 350° 90° Aluminium / Aluminio

| | FINISH | LAMP | ON-OFF | SIZE |
|---------|--------|------------|-----------|------|
| Wall 1L | ○ | | A3951080B | |
| | ● | 1xGU10 LED | A3951080N | |
| | ● | | A3951080O | |
| Wall 2L | ○ | | A3951180B | |
| | ● | 2xGU10 LED | A3951180N | |
| | ● | | A3951180O | |

○ Textured White - Blanco Texturado ● Textured Black - Negro Texturado
 ● Technical Gold/Text. Black - Oro Técnico/Negro Text.



Wall Lamps

Appliques

CUSTOM



CUSTOM / PERSONALIZABLE
Minimum order required
Pedido mínimo

Apliques



Wall Lamps

CUSTOM

CRI>80



IP20

IK04



Metal/Methacrylate
Metal/Metacrilato

| FINISH | WATT | LUM | K | ON-OFF | TRIAC | DALI/PUSH | SIZE |
|--------|------|-----|------|-----------|-------|-----------|------|
| ● | 2W | 315 | 3000 | A303310NS | - | - | |

● Satin Nickel - Níquel Satinado

PICTO




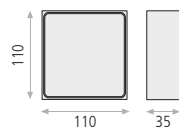


Wall Lamps



Appliques

CUSTOM / PERSONALIZABLE
Minimum order required
Pedido mínimo

| PICTO | | CRI>80 |  | IP20 | IK05 |  |  incl | Aluminium/Glass Aluminio/Cristal |
|--------|------|--------|---|-----------|-------|---|--|-------------------------------------|
| FINISH | WATT | LUM | K | ON-OFF | TRIAC | DALI/PUSH | SIZE | |
| ● | 3W | 264 | 3000 | A356310NC | - | - |  | |

● Textured Black - Negro Texturado

Bathroom Lighting

Iluminación de Baño



ETHAN

Iluminación Baño



Bathroom Lighting



ETHAN

CRI>80



IP44

IK03



Metal/Methacrylate
Metal/Metacrilato

| FINISH | WATT | LUM | K | ON-OFF | TRIAC | DALI/PUSH | SIZE |
|--------|------|------|------|----------|-------|-----------|------|
| ● | 27W | 2760 | 3000 | A377510C | - | - | |

● Opal/Chrome - Opal/Cromo



Bathroom Lighting



| LOIRA | | CRI>80 | □ | IP44 | IK06 | ⌋ | incl | Aluminium/Acrylic Aluminio/Acrílico |
|--------|------|--------|------|----------|-------|-----------|------|--|
| FINISH | WATT | LUM | K | ON-OFF | TRIAC | DALI/PUSH | SIZE | |
| ● | 20W | 1800 | 4000 | A359211C | - | - | | |

● Opal/Chrome - Opal/Cromo

Iluminación Baño

GARONA



| GARONA | | CRI>80 | ⊕ | IP44 | IK04 | ⌋ | incl | Aluminium/Acrylic Aluminio/Acrílico |
|--------|------|--------|------|----------|-------|-----------|------|--|
| FINISH | WATT | LUM | K | ON-OFF | TRIAC | DALI/PUSH | SIZE | |
| ○ | 20W | 1800 | 4000 | A359311B | - | - | | |

○ Opal/White - Opal/Blanco

TAVI

Iluminación Baño



Bathroom Lighting



TAVI

CRI>80



IP44

IK03



Metal/Methacrylate
Metal/Metacrilato

| FINISH | WATT | LUM | K | ON-OFF | TRIAC | DALI/PUSH | SIZE |
|--------|------|------|------|----------|-------|-----------|------|
| ● | 18W | 1500 | 3000 | A385060C | - | - | |

● Chrome - Cromo



Bathroom Lighting



Iluminación Baño

| BOX | | CRI>80 | | IP44 | IK06 | | | incl | Aluminium/Methacrylate Aluminio/Metacrilato |
|-------|--------|--------|------|------|----------|-------|-----------|------|--|
| | FINISH | WATT | LUM | K | ON-OFF | TRIAC | DALI/PUSH | SIZE | |
| 590mm | ● | 10.5W | 800 | 3000 | A32000C | - | - | | |
| | | | | 4000 | A32001C | | | | |
| 890mm | ● | 15W | 1100 | 3000 | A320030C | - | - | | |
| | | | | 4000 | A320031C | | | | |

● Opal/Silver - Opal/Plata

TESLA

Iluminación Baño



Bathroom Lighting



| TESLA | | CRI>80 | | IP44 | IK04 | | incl | Acrylic/Metal Acrílico/Metal |
|-------|--------|--------|------|------|----------|-------|-----------|---------------------------------|
| | FINISH | WATT | LUM | K | ON-OFF | TRIAC | DALI/PUSH | SIZE |
| 350mm | ● | 13,6W | 1100 | 3000 | A383410C | - | - | |
| 545mm | ● | 22,6W | 1850 | 3000 | A383420C | - | - | |

● Chrome/Opal - Cromo/Opal



Bathroom Lighting



Iluminación Baño

| URA | | CRI>80 | | IP44 | IK06 | | incl | Metal/Methacrylate Metal/Metacrilato |
|-------|--------|--------|------|------|----------|-------|-----------|---|
| | FINISH | WATT | LUM | K | ON-OFF | TRIAC | DALI/PUSH | SIZE |
| 585mm | ● | 19W | 1940 | 4000 | A329821C | - | - | |
| 885mm | ● | 25W | 2553 | 4000 | A329831C | - | - | |

● Chrome/Opal - Cromo/Opal

ALDO

Iluminación Baño



Bathroom Lighting



ALDO

CRI>80



IP44


IK04



Metal/Acrylic
Metal/Acrílico

| | FINISH | WATT | LUM | K | ON-OFF | TRIAC | DALI/PUSH | SIZE |
|--------------|--------|------|------|------|----------|-------|-----------|------|
| 330mm | ● | 12W | 775 | 3000 | A343210C | - | - | |
| | | | | 4000 | A343211C | - | - | |
| 520mm | ● | 20W | 1270 | 3000 | A343220C | - | - | |
| | | | | 4000 | A343221C | - | - | |
| 820mm | ● | 30W | 2100 | 3000 | A343230C | - | - | |
| | | | | 4000 | A343231C | - | - | |

● Opal/Chrome - Opal/Cromo



CASIO IP44 IK00 Metal/Glass
Metal/Cristal

| | FINISH | LAMP | ON-OFF | SIZE |
|-------|--------|-----------|------------|----------------------|
| 285mm | ● | | A16501CIP | 285 105 |
| | ● | 1xE27 LED | A16501NMIP | |
| | ○ | | A16501BIP | |
| 428mm | ● | | A16100C | 428 105 |
| | ● | 2xE27 LED | A16100NM | |
| | ○ | | A16100B | |

● Chrome/Opal - Cromo/Opal ● Satin Nickel - Níquel Satinado/Opal ○ White/Opal - Blanco/Opal



Design by
NACHO TIMÓN



| ABBI | | CRI>80 | | IP44 | IK02 | | incl | Metal/Methacrylate Metal/Metacrilato |
|--------|------|--------|------|----------|-------|-----------|------|---|
| FINISH | WATT | LUM | K | ON-OFF | TRIAC | DALI/PUSH | SIZE | |
| ● | 20W | 1600 | 3000 | A380010C | - | - | | |

● Chrome/Opal - Cromo/Opal


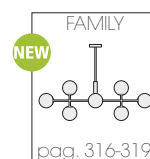
NEW



Bathroom Lighting



Iluminación Baño



DORIS  IP20  IK00   Metal/Glass
Metal/Cristal

| FINISH | LAMP | ON-OFF | SIZE |
|---|----------|---------|---|
|  | 1xG9 LED | A382010 |  |
|  | | A38201N | |

 Antique Gold/Opal - Oro Viejo/Opal  Textured Black/Opal - Negro Texturado/Opal



PARMA



IP44 IK00



Metal/Glass
Metal/Cristal

LED max. 45mm
max.95

| | FINISH | LAMP | ON-OFF | SIZE |
|---------|--------|-----------|-----------|------|
| Wall | ● | 1xE27 LED | A3946080O | |
| | ● | | A3946080N | |
| Ceiling | ● | 1xE27 LED | P3946080O | |
| | ● | | P3946080N | |



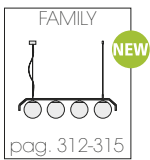
● Matt Antique Gold/Opal - Oro Viejo Mate/Opal ● Textured Black/Opal - Negro Texturado/Opal




Bathroom Lighting








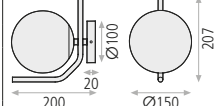

Iluminación Baño




 $\varnothing_{max.}$ 45mm
 \leftarrow max.95



MAUI




 Metal/Glass
 Metal/Cristal

| FINISH | LAMP | ON-OFF | SIZE |
|---|-----------|---------|---|
|  | 1xE27 LED | A81632O |  |
|  | | A81632N | |

 Matt Antique Gold/Opal - Oro Viejo Mate/Opal
  Textured Black/Opal - Negro Texturado/Opal

MENORCA

Iluminación Baño



Bathroom Lighting



MENORCA

CRI>80



IP44

IK01



incl

Metal
Metal

| FINISH | WATT | LUM | K | ON-OFF | TRIAC | DALI/PUSH | SIZE |
|--------|------|------|------|----------|-------|-----------|------|
| ○ | | | | A373021B | | | |
| ● | 12W | 1480 | 4000 | A373021N | - | - | |
| ● | | | | A373021U | | | |

○ Textured White - Blanco Texturado ● Textured Black - Negro Texturado ● Antique Brass - Curo



Bathroom Lighting



Iluminación Baño

AQUA

CRI>80



IP44

IK01



Metal
Metal

| | FINISH | WATT | LUM | K | ON-OFF | TRIAC | DALI/PUSH | SIZE |
|-------|--------|------|------|------|----------|-------|-----------|------|
| 300mm | ● | 11W | 1210 | 3000 | A318310C | - | - | |
| 420mm | ● | 19W | 1820 | 3000 | A318320C | - | - | |
| 530mm | ● | 25W | 2415 | 3000 | A318330C | - | - | |

● Chrome - Cromo

YEI

Iluminación Baño



Bathroom Lighting



| YEI | | CRI>80 | | IP44 | IK03 | | | Metal Metal |
|-------|--------|--------|------|------|---------|-------|-----------|----------------|
| | FINISH | WATT | LUM | K | ON-OFF | TRIAC | DALI/PUSH | SIZE |
| 355mm | ● | 8W | 760 | 3000 | A33911C | - | - | |
| 685mm | ● | 16W | 1520 | 3000 | A33913C | - | - | |

● Chrome - Cromo



Installation Kit includes: wood-furniture & mirror clip fitting
 El kit de instalación incluye: herraje para marco o mueble y pinza para espejo



| DUSTIN | | CRI>80 | IP44 | IK01 | incl | Metal/Methacrylate Metal/Metacrilato | |
|--------|------|--------|------|----------|-------|---|------|
| FINISH | WATT | LUM | K | ON-OFF | TRIAC | DALI/PUSH | SIZE |
| 290mm | 6W | 500 | 4000 | A356101C | - | - | |
| 490mm | 10W | 840 | 4000 | A356111C | - | - | |
| 790mm | 15W | 1300 | 4000 | A356121C | - | - | |

● Chrome - Cromo

ARES

ALIENA

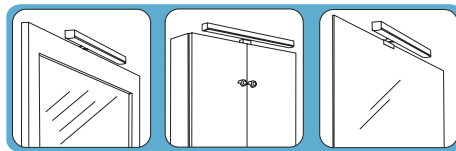
Iluminación Baño



Bathroom Lighting



Installation Kit includes: wood-furniture & mirror clip fitting
El kit de instalación incluye: herraje para marco o mueble y pinza para espejo



ARES CRI>80 IP44 IK01 incl Metal/Methacrylate Metal/Metacrilato

ALIENA CRI>80 IP44 IK03 incl Aluminium/Acrylic Aluminio/Acrílico

| | FINISH | WATT | LUM | K | ON-OFF | SIZE |
|--------------|--------|------|-----|------|------------|------|
| NEW 350mm | ● | 6W | 500 | 4000 | A355911CTP | |
| | ● | 10W | 840 | 4000 | A355931CTP | |

| | FINISH | WATT | LUM | K | ON-OFF | SIZE |
|-------|--------|------|-----|------|----------|------|
| 300mm | ● | 5W | 450 | 4000 | A352711C | |
| | ● | 8W | 600 | 4000 | A352721C | |

● Chrome - Cromo

● Chrome - Cromo

NEW



Bathroom Lighting

DINS

CRI>80



IP44

IK01



Metal/Double Layer Glass
Metal/Cristal Doble Capa

| | FINISH | LAMP | WATT | LUM | K | ON-OFF | TRIAC | DALI/PUSH | SIZE |
|-------|--------|-----------|------|------|--------------|-------------------------|--------|-----------|--------------------|
| 260mm | | 2xE27 LED | - | - | - | P03952B | | | 85 260 Ø |
| | ○ | - | 18W | 1890 | 3000 4000 | P039520BCL P03952BCL | - - | - - | |
| | ● | 2xE27 LED | - | - | - | P03952NMS | | | |
| | | - | 18W | 1890 | 3000 4000 | P039520NSL P03952NSL | - - | - - | |
| | NEW ● | 2xE27 LED | - | - | - | P03952N | | | |
| | | - | 18W | 1890 | 3000 4000 | P039520NL P039521NL | - - | - - | |
| 320mm | | 2xE27 LED | - | - | - | P03953B | | | 95 320 Ø |
| | ○ | - | 24W | 2520 | 3000 4000 | P03953BSL P03953BL | - - | - - | |
| | ● | 2xE27 LED | - | - | - | P03953NMS | | | |
| | | - | 24W | 2520 | 3000 4000 | P03953NMSL P03953NSL | - - | - - | |
| | NEW ● | 2xE27 LED | - | - | - | P03953N | | | |
| | | - | 24W | 2520 | 3000 4000 | P039530NL P039531NL | - - | - - | |



Iluminación Baño



○ White/Opal - Blanco/Opal ● Satin Nickel/Opal - Níquel Satinado/Opal ● Black/Opal - Negro/Opal

MOON

Iluminación Baño



Bathroom Lighting



MOON

CRI>80



IP44

IK01



Metal/Double Layer Glass
Metal/Cristal Doble Capa

| | FINISH | LAMP | WATT | LUM | K | ON-OFF | TRIAC | DALI/PUSH | SIZE |
|-------|--------|-----------|------|------|--------------|--------------------------|--------|-----------|------|
| 190mm | ○ | 1xG9 LED | | | | P09691OP | | | |
| | | - | 12W | 1100 | 3000 4000 | P096910OP P096911OP | - | - | |
| | | | | | | | | | |
| 280mm | ○ | 2xE27 LED | | | | P09692OP | | | |
| | | - | 18W | 1890 | 3000 4000 | P096920OPL P09692OPL | - | - | |
| | | | | | | | | | |
| 350mm | ○ | 2xE27 LED | | | | P09693OP | - | - | |
| | | - | 24W | 2520 | 3000 4000 | P096930OPL P09693OPL | * * | * * | |
| | | | | | | | | | |
| 500mm | ○ | 3xE27 LED | | | | P09697OP | - | - | |
| | | - | 36W | 4000 | 3000 4000 | P096970OPL P096971OPL | * * | * * | |
| | | | | | | | | | |

○ Opal - Opal

* Minimum qty required 10 units - Cantidad mínima requerida 10 uds.



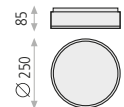
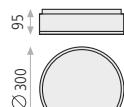


Bathroom Lighting

Iluminación Baño



LINA  IP44 IK01   Metal/Double Layer Glass
Metal/Cristal Doble Capa

| | FINISH | LAMP | ON-OFF | SIZE |
|-------|--------|-----------|----------|--|
| 250mm | ○ | 2xE27 LED | P34722NS |  85 ∅ 250 |
| 300mm | ○ | 2xE27 LED | P34723NS |  95 ∅ 300 |



○ Opal/Satin Nickel - Opal/Níquel Satinado

MADISON



1. ON-OFF

2. EMERGENCY



3h.
Time
Tiempo



EMERGENCY

SELECT COLOUR



3. SENSOR



Motion sensor
Sensor de
movimiento



5s-30 min.
Hold time/Tiempo
de espera



6 m. max.
Mounting height
Altura de montaje



Automatic On/Off
Encendido
automático



1 - 6 m.
Detection zone
Zona de detección



10 - 2000 lux
Light sensor
Sensor de
luminosidad

Iluminación Baño

MADISON

CRI>80



IP54

IK07



incl

Acrylic
Acrílico

| FINISH | WATT | LUM | K | 1. ON-OFF | 2. SENSOR | 3. EMERGENCY | SIZE |
|--------|------|------|----------------|-----------|------------|--|------|
| ○ | 24W | 1989 | 3000 4000 6500 | P349713B | P349713BMS | P349713BEM NEW | |

○ White - Blanco



Bathroom Lighting

SQUARE



1. ON-OFF

2. SENSOR



Motion sensor
Sensor de
movimiento



5s-30 min.
Hold time/Tiempo
de espera



6 m. max.
Mounting height
Altura de montaje



Automatic On/Off
Encendido
automático



1 - 6 m.
Detection zone
Zona de detección



10 - 2000 lux
Light sensor
Sensor de
luminosidad

SELECT COLOUR



SQUARE

CRI>80



IP54

IK07



incl

Acrylic
Acrílico

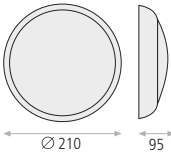
| FINISH | WATT | LUM | K | 1. ON-OFF | 2. SENSOR | SIZE |
|--------|------|------|----------------|-----------|--|------|
| ○ | 24W | 1989 | 3000 4000 6500 | P351213B | P351213BMS NEW | |

○ White - Blanco

KENTIA



KENTIA CRI>80  IP65 IK07   Incl. ABS/Acrylic-ABS/Acrílico

| FINISH | WATT | LUM | K | ON-OFF | TRIAC | DALI/PUSH | SIZE |
|--------|------|-----|------|----------|-------|-----------|---|
| ○ | 8W | 450 | 4000 | P335521B | - | - |  |

○ White - Blanco

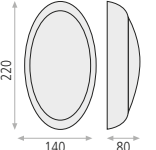
Bathroom Lighting



MALVA



MALVA CRI>80  IP65 IK07   Incl. ABS/Acrylic-ABS/Acrílico

| FINISH | WATT | LUM | K | ON-OFF | TRIAC | DALI/PUSH | SIZE |
|--------|------|-----|------|----------|-------|-----------|--|
| ○ | 8W | 450 | 4000 | A335621B | - | - |  |

○ White - Blanco

Iluminación Baño

VANDUO

Iluminación Baño





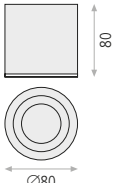
Bathroom Lighting



VANDUO



VANDUO  IP54 IK06  Metal/Glass
Metal/Cristal

| FINISH | LAMP | ON-OFF | SIZE |
|--------|------------|----------|---|
| ○ | 1xGU10 LED | P34671B |  |
| ● | | P34671N | |
| ● | | P34671C | |
| ● | | P34671NS | |

 Max. 56 mm



- Textured White - Blanco Texturado
- Textured Black - Negro Texturado
- Chrome - Cromo
- Satin Níquel - Níquel Satinado



Bathroom Lighting

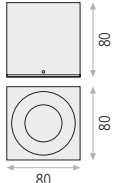


Iluminación Baño

BRANCO



BRANCO  IP54 IK05  Metal/Glass
Metal/Cristal

| FINISH | LAMP | ON-OFF | SIZE |
|--------|------------|----------|---|
| ○ | 1xGU10 LED | P34681B |  |
| ● | | P34681N | |
| ● | | P34681NS | |

 Max. 56 mm



- Textured White - Blanco Texturado
- Textured Black - Negro Texturado
- Satin Níquel - Níquel Satinado

KIDAL

Iluminación Baño



Bathroom Lighting



| KIDAL | | CRI>80 | IP20 IP44 | IK06 | 38° | incl | Aluminium/Acrylic Aluminio/Acrílico | | |
|-------|--------|--------|--------------|------|----------|-------|--|--|------------------------|
| | FINISH | WATT | LUM | K | ON-OFF | TRIAC | DALI/PUSH | | SIZE |
| 83mm | ○ | 7W | 600 | 3000 | E377100B | * | * | | 81 Ø75 Ø83 |
| | | | | 4000 | E377101B | * | * | | |
| 100mm | ○ | 13W | 1170 | 3000 | E377110B | * | * | | 105 Ø90 Ø100 |
| | | | | 4000 | E377111B | * | * | | |

○ Textured White - Blanco Texturado

* Minimum qty required 10 units - Cantidad mínima requerida 10 uds.




ANTI DESLUMBRAMIENTO
ANTI GLARE



| BIP | | CRI>80 | | IP20 IP64 | IK06 | 40° | Ø68 | | Incl | Metal/Glass Metal/Cristal |
|------------|------|--------|------|--------------|-------|-----------|------|--|------|------------------------------|
| FINISH | WATT | LUM | K | ON-OFF | TRIAC | DALI/PUSH | SIZE | | | |
| ○ | | | | P36800B | | | | | | |
| ● | 10W | 750 | 3000 | P36800C | - | - | | | | |
| ● | | | | P36800NS | | | | | | |

○ White - Blanco ● Chrome - Cromo ● Satin Nickel - Níquel Satinado

HERA



| HERA | | | | | $\frac{IP20}{IP54}$ | IK05 | | $\varnothing 70$ | | | Metal/Glass Metal/Cristal |
|-------------|------------|----------|-----------------------------------|--|---------------------|------|--|------------------|--|--|------------------------------|
| FINISH | LAMP | ON-OFF | SIZE | | | | | | | | |
| ○ | 1xGU10 LED | P35541B | 100 37 $\varnothing 82$ | | | | | | | | |
| ● | | P35541C | | | | | | | | | |
| ● | | P35541NS | | | | | | | | | |

○ White - Blanco ● Chrome - Cromo ● Satin Niquel - Níquel Satinado

Iluminación Baño

FOTSY



| FOTSY | | | | | $\frac{IP20}{IP54}$ | IK05 | | $\varnothing 70$ | | | Metal/Glass Metal/Cristal |
|--------------|------------|----------|-------------------------------|--|---------------------|------|--|------------------|--|--|------------------------------|
| FINISH | LAMP | ON-OFF | SIZE | | | | | | | | |
| ● | 1xGU10 LED | P35551C | 100 37 $\square 84$ | | | | | | | | |
| ● | | P35551NS | | | | | | | | | |

● Chrome - Cromo ● Satin Niquel - Níquel Satinado



Bathroom Lighting

NORK



| NORK | | | | | $\frac{IP20}{IP64}$ | IK06 | | $\varnothing 75$ | | | Metal/Glass Metal/Cristal |
|-------------|------------|---------|-----------------------------|--|---------------------|------|--|------------------|--|--|------------------------------|
| FINISH | LAMP | ON-OFF | SIZE | | | | | | | | |
| ○ | 1xGU10 LED | P36771B | $\varnothing 85$ 110 | | | | | | | | |

○ White - Blanco

VELT



| VELT | | | | | $\frac{IP20}{IP64}$ | IK06 | | $\varnothing 72$ | | | Metal/Glass Metal/Cristal |
|-------------|------------|---------|-----------------------------|--|---------------------|------|--|------------------|--|--|------------------------------|
| FINISH | LAMP | ON-OFF | SIZE | | | | | | | | |
| ○ | 1xGU10 LED | P36781B | $\varnothing 85$ 120 | | | | | | | | |

○ White - Blanco



Bathroom Lighting



Iluminación Baño



| BOAN | | CRI>80 | IP44 | IK02 | incl | Metal Metal | |
|--------|------|--------|------|-----------|-------|----------------|------|
| FINISH | WATT | LUM | K | ON-OFF | TRIAC | DALI/PUSH | SIZE |
| ● | 3W | 315 | 4000 | A325211ES | - | - | |

● Mirror/Chrome - Espejo/Cromo

Lighting Mirrors

Espejos Iluminados



MIRRORS

We have a division dedicated to the development, manufacture and customization of any mirror. The client can choose the format, lighting system, accessories and design. In addition to the light, we can add music and even a TV, with the same functions as current SMART TV or mobile phones.




To request a quote, we have a form on our website, where customer can choose all options.

We offer items ready to ship as well as design that are manufactured on demand. All mirrors are made in Spain.

Disponemos de artículos ya fabricados de entrega inmediata así como de modelos que solo se fabrican bajo pedido. Todos los espejos están fabricados en España.

Contamos con una división dedicada al desarrollo, fabricación y personalización de cualquier espejo. El cliente puede elegir el formato, sistema de iluminación, accesorios y diseño de los mismos. Además de la luz, podemos añadir música y hasta una TV, con las mismas funciones de las actuales SMART TV o de un móvil.

Para pedir un presupuesto, disponemos de un formulario en nuestra web, donde se puede elegir todas las opciones.



DECORATIVE MIRRORS WITH FRAMES AND SPECIAL FIXINGS ESPEJOS DECORATIVOS CON MARCO Y FIJACIONES ESPECIALES



Lighting Mirrors

Please contact with our design team, and we will try to meet your needs.
Por favor, contacte con nuestro equipo de diseño, e intentaremos satisfacer sus necesidades.



ON DEMAND
BAJO PEDIDO

PROJECTS - PROYECTOS



Large length mirror with ambient light / Espejo con luz ambiental de gran longitud



Espejos Iluminados



Lighting Mirrors



Vertical mirrors with ambient light, multifunction accessory and touch switch, ideal for small spaces.
Espejos verticales con luz ambiental, accesorio multifunción y encendido táctil ideal para espacios más pequeños.



Large length mirror with ambient light and a frontal round direct light.
Espejo con luz ambiental de gran longitud con una luz frontal



Large format mirror with ambient light for bathrooms, halls, dressing rooms, corridors, etc.
Espejo con luz ambiental de gran formato para recibidores, vestidores, pasillos, etc.



PROJECTS - PROYECTOS



Rectangular mirrors with direct and indirect light, that decorate the space giving it a lot of personality.
Espejos rectangulares con luz directa e indirecta, que decoran el espacio dándole mucha personalidad.



Large rectangular mirror with direct light and rounded corners.
Espejo rectangular de gran dimensión con luz directa y esquinas redondeadas



Mirror with personalized format, with direct and indirect light. Private villa, South of France.
Espejo con formato personalizado, con luz directa e indirecta. Villa particular, Sur de Francia.



Large round mirror with direct Light
Espejo redondo grande con luz directa



Large format rectangular mirror with direct light.
Espejo rectangular de gran formato con luz directa.



Edge lighted mirror with special design and ambient light.
Diseño de espejo particular con esquinas redondeadas y luz ambiental.

Lighting Mirrors



CUSTOM MIRRORS ESPEJOS A MEDIDA

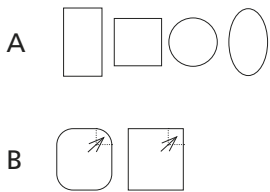
Espejos Iluminados



CUSTOMISE YOUR MIRROR ACCORDING TO YOUR NEEDS
CONFIGURA TU ESPEJO SEGÚN TUS NECESIDADES

Lighting Mirrors

1 DESIGN DISEÑO



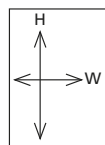
Choose the format of your mirror

Elije el formato de tu espejo

A. Shape
Forma

B. Corner type
Tipo de esquinas

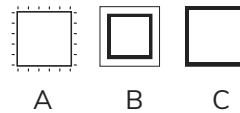
2 SIZE TAMAÑO



Define the measures of your mirror

Define las medidas de tu espejo

3 LIGHTING ILUMINACIÓN



Define how you want your mirror to project the light

Define como quieres que ilumine tu espejo

A. Indirect light
Luz Indirecta

B. Direct framed light
Ventana Interior

C. Exterior corner light/
indirect light
Ventana Exterior/Luz indirecta

4 LIGHT TEMPERATURE COLOR DE LUZ



3000K / 4000K

Define the light colour that best suits your mirror

Define el color de luz que mejor encaja en tu espejo

5 ADDITIONAL FEATURES EXTRAS



ON/OFF TOUCH CONTROL

ON/OFF TÁCTIL



INTEGRATED MAGNIFYING MIRROR x5 MAGNIFY (WITHOUT LIGHTING)

ESPEJO DE AUMENTO INTEGRADO x5 AUMENTOS (SIN LUZ INTEGRADA)



INTEGRATED MAGNIFYING MIRROR WITH LIGHTING AND INDEPENDENT TOUCH SWITCH

ESPEJO DE AUMENTO INTEGRADO CON ILUMINACIÓN Y ENCENDIDO INDEPENDIENTE TÁCTIL



INFRARED SENSOR ON/OFF (IR)

Move your hand near the detector and the lamp will turn on, move your hand near the detector a second time and the lamp will turn off. The sensor works at 5cm distance maximum.

SENSOR INFRARROJO ON/OFF (IR)

Para encender, mueva la mano cerca del detector, y para apagar mueva la mano otra vez cerca del detector. El sensor funciona a una distancia máxima de 5cm.




ANTI-MIST (IT TURNS ON WITH THE MIRROR LIGHT)

ANTI VAHO (SE ENCIENDE JUNTO CON LA LUZ DEL ESPEJO)



ANTI-MIST TOUCH CONTROL

ANTI VAHO TÁCTIL



SOCKET, FOR SHAVERS & TOOTH-BRUSHES ONLY (Finish: Satin Nickel)

ENCHUFE, SOLO PARA MÁQUINA DE AFEITAR Y CEPILLO DE DIENTES (Acabado: Níquel Satinado)



AUDIO MULTIFUNCTION TOUCH SCREEN
PANTALLA TÁCTIL MULTIFUNCIÓN CON AUDIO

RADIO / TEMP. °C / TIME / DATE / BLUETOOTH / INTEGRATED SPEAKERS

RADIO / TEMP. °C / HORA / FECHA / BLUETOOTH / ALTAVOCES INTEGRADOS



BASIC MULTIFUNCTION TOUCH SCREEN
PANTALLA TÁCTIL BÁSICA

TEMP. °C / TIME / DATE

TEMP. °C / HORA / FECHA



BARI

Espejos Iluminados



Lighting Mirrors



| BARI | | CRI>90 | | IP44 | IK00 | | | Glass 4mm/Metal Cristal 4mm/Metal |
|------|------|--------|-----------|---------|-------|--------------|----------|--------------------------------------|
| WATT | LUM | K | ON-OFF | SIZE | SHAPE | ON-OFF TOUCH | FIXATION | |
| 32W | 2246 | 3000 | A379910LB | Ø600x33 | | | | |
| 43W | 3063 | 3000 | A379920LB | Ø800x33 | | | | |

○ White/Mirror - Blanco/Espejo

Customise it
Personalízalo
(see pag. 110-111)



TOUCH TÁCTIL



TOUCH TÁCTIL



ON-OFF



ON-OFF



Lighting Mirrors



Espejos Iluminados

| PETRA | | CRI>90 | IP44 | IK00 | incl | Glass 4mm/Metal Cristal 4mm/Metal | |
|-------|------|--------|-----------|---------|-------|--------------------------------------|----------|
| WATT | LUM | K | ON-OFF | SIZE | SHAPE | ON-OFF TOUCH | FIXATION |
| 32W | 2246 | 3000 | A380410LB | Ø640x33 | | | |
| 43W | 3063 | 3000 | A380420LB | Ø840x33 | | | |

○ White/Mirror - Blanco/Espejo

Customise it
Personalízalo
[see pag. 110-111]



TOUCH TÁCTIL



TOUCH TÁCTIL



ON-OFF



ON-OFF

ADRIANA

Espejos Iluminados



Lighting Mirrors



ADRIANA

CRI>90



IP44

IK00



Cristal 4mm/Metal
Glass 4mm/Metal



| WATT | LUM | K | ON-OFF | SIZE | SHAPE | ON-OFF TOUCH | FIXATION |
|------|------|------|-----------|--------------|-------|--------------|----------|
| 49W | 3458 | 3000 | A940601LP | H1100x670x33 | | | |




○ White/Mirror - Blanco/Espejo

Customise it
Personalízalo
[see pag. 110-111]





ESTELA CRI>90  IP44 IK00  Incl Cristal 4mm/Metal
Glass 4mm/Metal

| WATT | LUM | K | ON-OFF | SIZE | SHAPE | FIXATION |
|------|------|------|-----------|--------------|---|---|
| 50W | 3536 | 3000 | A943910LB | H700x800x33 |  |  |
| 61W | 4316 | 3000 | A943920LB | H700x1100x33 |  | |

○ White/Mirror - Blanco/Espejo

Customise it
Personalízalo
[see pag. 110-111]



TOUCH TÁCTIL



ON-OFF



ON-OFF

CAIRO

Espejos Iluminados

Lighting Mirrors



Independent perimeter light
Luz perimetral independiente

MULTIFUNCTION SCREEN
PANTALLA MULTIFUNCIÓN

ON-OFF

Integrated magnifying mirror with light and independent touch switch.
Espejo de aumento integrado con iluminación y encendido táctil independiente.

TOUCH TÁCTIL

| CAIRO | | CRI>90 | | IP44 | IK00 | | incl | Cristal 4mm/Metal Glass 4mm/Metal | |
|--------------|----------|--------|------------|--------------|-------|-----------|-------------------|---|----------|
| WATT | LUM | K | ON-OFF | SIZE | SHAPE | ANTI MIST | LIGHT & MIRROR x5 | MULTIFUNCTION SCREEN | FIXATION |
| 56W+10W | 4050+540 | 3000 | A948010ALB | H1200x900x44 | | | | MULTIFUNCTION SCREEN PANTALLA MULTIFUNCIÓN | |

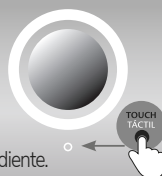
○ White/Mirror - Blanco/Espejo



Independent perimeter light
Luz perimetral independiente



Integrated magnifying mirror with light and independent touch switch.
Espejo de aumento integrado con iluminación y encendido táctil independiente.



| OLTER | | CRI>90 | □ | IP44 | IK00 | □ | incl | Cristal 4mm/Metal Glass 4mm/Metal |
|---------|----------|--------|-----------|--------------|-------|-------------------|----------|--------------------------------------|
| WATT | LUM | K | ON-OFF | SIZE | SHAPE | LIGHT & MIRROR x5 | FIXATION | |
| 50W+14W | 3536+940 | 3000 | A943810LB | H700x800x33 | | | | |
| 61W+14W | 4316+940 | 3000 | A943820LB | H700x1100x33 | | | | |

○ White/Mirror - Blanco/Espejo

Customise it
Personalízalo
[see pag. 110-111]



TOUCH TÁCTIL

MULTIFUNCTION SCREEN
PANTALLA MULTIFUNCIÓN

ON-OFF

MULTIFUNCTION SCREEN
PANTALLA MULTIFUNCIÓN

ON-OFF




MUL




Espejos Iluminados



Lighting Mirrors



MUL CRI>90  IP44 IK00   Incl. Cristal 4mm/Metal
Glass 4mm/Metal

| WATT | LUM | K | ON-OFF | SIZE | SHAPE | FIXATION |
|------|------|------|------------|--------------|---|--|
| 43W | 3055 | 3000 | A163000LB | H700x800x33 |  |  |
| 54W | 3835 | 3000 | A1630020LB | H700x1100x33 |  | |

○ White/Mirror - Blanco/Espejo

Customise it
Personalízalo
(see pag. 110-111)



TOUCH TÁCTIL

TOUCH TÁCTIL

ON-OFF

ON-OFF

Basic MULTIFUNCTION SCREEN
PANTALLA MULTIFUNCIÓN

MULTIFUNCTION SCREEN
PANTALLA MULTIFUNCIÓN



| AMANZI | | CRI>90 | IP44 | IK00 | incl | Cristal 4mm/Metal Glass 4mm/Metal | |
|--------|------|--------|-----------|--------------|-------|--------------------------------------|----------|
| WATT | LUM | K | ON-OFF | SIZE | SHAPE | ON-OFF TOUCH | FIXATION |
| 43W | 3068 | 3000 | A359600LP | H730x650x33 | | | |
| 50W | 3536 | 3000 | A359610LP | H730x830x33 | | | |
| 61W | 4316 | 3000 | A359620LP | H730x1130x33 | | | |

○ White/Mirror - Blanco/Espejo

Customise it
Personalízalo
[see pag. 110-111]



TOUCH TÁCTIL



TOUCH TÁCTIL



ON-OFF



ON-OFF

JOUR

Espejos Iluminados



Lighting Mirrors



| JOUR | | CRI>90 | | IP44 | IK00 | | incl | Cristal 4mm/Metal Glass 4mm/Metal |
|-------------|------|--------|------------|-------------|-------|----------|------|--------------------------------------|
| WATT | LUM | K | ON-OFF | SIZE | SHAPE | FIXATION | | |
| 23W | 1618 | 3000 | A1642900LB | H720x520x33 | | | | |

○ White/Mirror - Blanco/Espejo

Customise it
Personalízalo
(see pag. 110-111)



MULTIFUNCTION SCREEN
PANTALLA MULTIFUNCIÓN

MULTIFUNCTION SCREEN
PANTALLA MULTIFUNCIÓN



● Black/Mirror - Negro/Espejo

| ONIX | | CRI>90 | | IP44 | IK00 | | incl | Cristal 4mm/Metal Glass 4mm/Metal |
|-------------|------|--------|----------|--------------|-------|----------|------|--------------------------------------|
| WATT | LUM | K | ON-OFF | SIZE | SHAPE | FIXATION | | |
| 59W | 3375 | 3000 | A383110N | H1850x700x35 | | | | |

Customise it
Personalízalo
[see pag. 110-111]



TOUCH TÁCTIL



ON-OFF



ON-OFF

OROSEI

Espejos Iluminados



Lighting Mirrors



ON DEMAND
BAJO PEDIDO

FRAME
MARCO → | ← 40mm

Customise it
Personalízalo
(see pag. 110-111)

- White-Blanco
- Gold-Oro
- Black-Negro



TOUCH TÁCTIL

TOUCH TÁCTIL

ON-OFF

ON-OFF

Basic MULTIFUNCTION SCREEN
PANTALLA MULTIFUNCIÓN

MULTIFUNCTION SCREEN
PANTALLA MULTIFUNCIÓN



FRAME
MARCO → | ← 40mm

ON DEMAND
BAJO PEDIDO

Customise it
Personalízalo
[see pag. 110-111]

- White-Blanco
- Gold-Oro
- Black-Negro



TOUCH TÁCTIL



TOUCH TÁCTIL



ON-OFF



ON-OFF

OLBIA

Espejos Iluminados



Lighting Mirrors



ON DEMAND
BAJO PEDIDO

FRAME MARCO →|← 40mm

Customise it
Personalízalo
(see pag. 110-111)

- White-Blanco
- Gold-Oro
- Black-Negro



TOUCH TÁCTIL

TOUCH TÁCTIL

ON-OFF

ON-OFF

CUSTOM MIRRORS ESPEJOS A MEDIDA



ON DEMAND
BAJO PEDIDO 




Lighting Mirrors



Espejos Iluminados

SMART TV MIRROR

Espejos Iluminados



Smart mirrors are a trend in the world of residential, hotel, business or services interior design. Our mirrors with integrated SMART television allow you to access to the most current services on the network, such as movie rentals, YouTube, and much more.

Smart TV mirrors can be customized both in the size of the television from 8" (20cm) up to 100" (254cm), as well as the mirror, types of lighting and with different connectivity and entertainment options.

Los espejos inteligentes son tendencia en el mundo del interiorismo residencial, hotelero, empresarial o de servicios. Nuestros espejos con televisión SMART integrada, permiten acceder a los servicios más actuales de la red, como alquiler de películas, youtube, y mucho más.

Los Smart TV mirror, se pueden personalizar tanto en el tamaño de televisión de 8" (20cm) hasta 100" (254cm), como del espejo, tipos de iluminación y con diferentes opciones de conectividad y entretenimiento.



Samsung TV
TV Samsung



Smart TV
Smart TV



Built-in Wifi
Wifi integrado



Connections
HDMI/USB
Conexiones
HDMI/USB



Invisible speakers
Altavoces invisibles



Security mirror
Espejo de seguridad

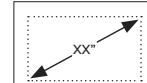


Easy installation
Fácil instalación




2 Years guarantee
Garantía 2 años

Use our specific form to configure your SMART TV MIRROR available in our web site.
Usa nuestro formulario específico para configurar tu SMART TV MIRROR visitando nuestra web.



**The most sophisticated mirror TV... at your fingertips.
El espejo TV más sofisticado... a tu alcance.**



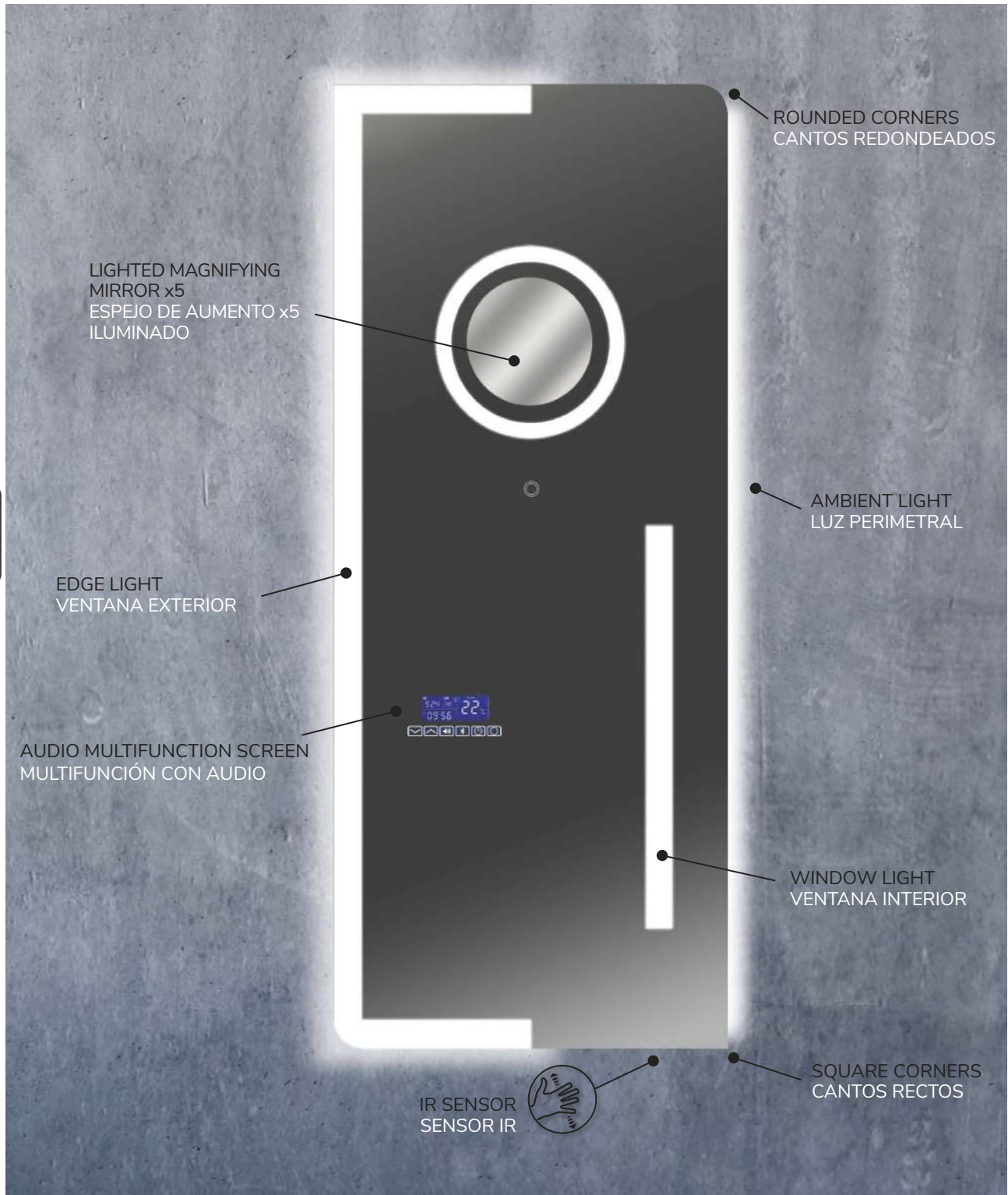
Lighting Mirrors



Espejos Iluminados

MULTI OPTION MIRROR - ESPEJO MULTIFUNCIÓN

Sample mirror for the shop, to be able to show customers all possible alternatives
Espejo muestra para tiendas. para mostrar a los clientes todas las alternativas posibles



MULTI OPTION MIRROR CODE: A964801B

Technical Lighting

Iluminación Técnica

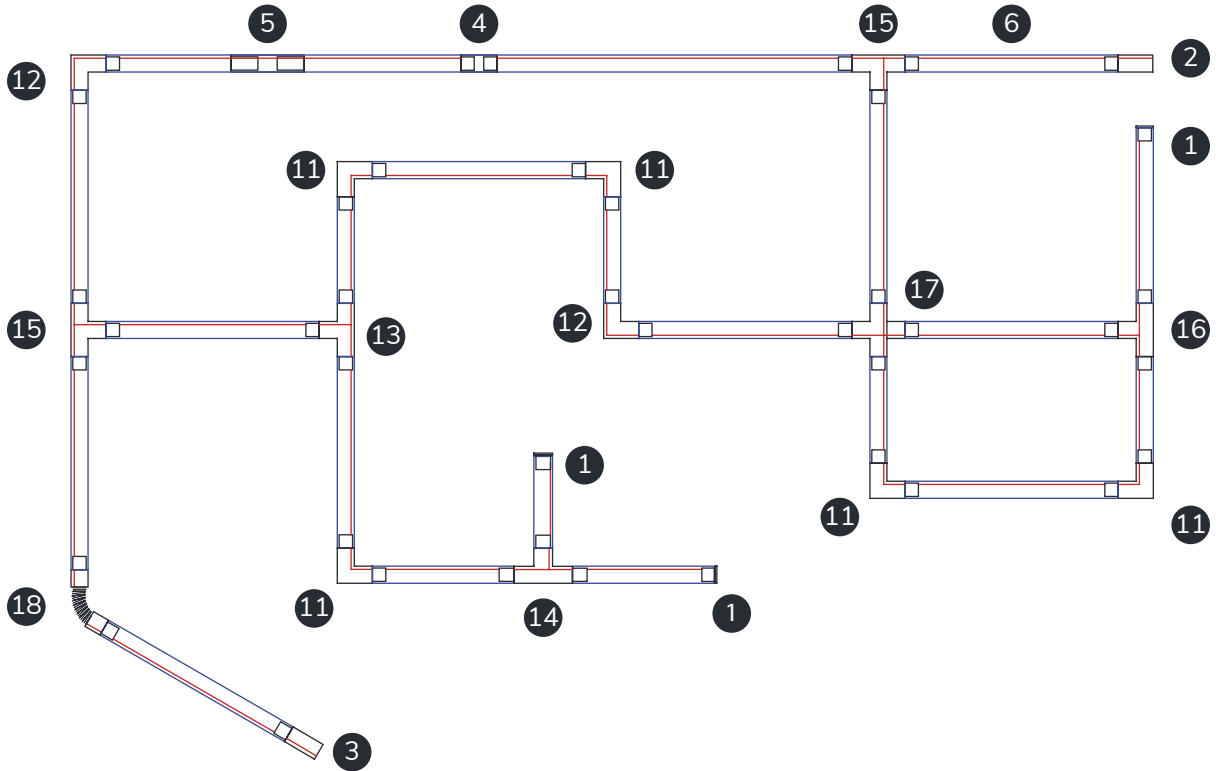


TRACK ACCESSORIES (3-PHASE)

| Nº | TYPE TIPO  3-PHASE TRACK TRIFÁSICO UNIVERSAL | FINISH ACABADO | CODE CÓDIGO | IMAGEN IMAGE | SIZE DIMENSIONES | |
|----|---|-------------------|----------------|---|--|---|
| 1 | END CAP TAPA FINAL | ○ | 5FIN4116B |  |  | |
| | | ● | 5FIN4116N |  | | |
| 2 | CONNECTOR - RIGHT CONECTOR - DERECHA L ⊕ N | ○ | 6CON411601DB |  |  |  |
| | | ● | 6CON411601DN | | | |
| 3 | CONNECTOR - LEFT CONECTOR - IZQUIERDA L ⊕ N | ○ | 6CON411601IB |  |  |  |
| | | ● | 6CON411601IN | | | |
| 4 | STRAIGHT JOINT EMPALME DE UNION | ○ | 6CON411602B |  |  |  |
| | | ● | 6CON411602N | | | |
| 5 | STRAIGHT SUPPLY JOINT EMPALME DE UNION L ⊕ N | ○ | 6CON411605B |  |  |  |
| | | ● | 6CON411605N | | | |
| 6 | TRACK 1M CARRIL 1M | ○ | 6TRACK001B |  |  | H32 x 36 x 1000  |
| | | ● | 6TRACK001N | | | |
| 7 | TRACK 2M CARRIL 2M | ○ | 6TRACK002B |  |  | H32 x 36 x 2000  |
| | | ● | 6TRACK002N | | | |
| 8 | SUSPENSION KIT KIT DE SUSPENSION | ○ | 6CONTL5B |  |  |  |
| | | ● | 6CONTL5N | | | |
| 9 | SUSPENSION CONNECTOR 180mm ABRAZADERA COLGANTE 180 mm | ○ | 5CLA41161B |  |  |  |
| | | ● | 5CLA41161N | | | |
| 10 | SUSPENSION CONNECTOR 30mm ABRAZADERA COLGANTE 30 mm | ○ | 5CLA41162B |  |  |  |
| | | ● | 5CLA41162N | | | |
| 11 | "L" JOINT - RIGHT UNION "L" - DERECHA L ⊕ N | ○ | 6CON411603DB |  |  |  |
| | | ● | 6CON411603DN | | | |
| 12 | "L" JOINT - LEFT UNION "L" - IZQUIERDA L ⊕ N | ○ | 6CON411603IB |  |  |  |
| | | ● | 6CON411603IN | | | |
| 13 | "T" JOINT - RIGHT 1 UNION "T" - DERECHA 1 L ⊕ N | ○ | 6CON411606D1B |  |  |  |
| | | ● | 6CON411606D1N | | | |
| 14 | "T" JOINT - RIGHT 2 UNION "T" - DERECHA 2 L ⊕ N | ○ | 6CON411606D2B |  |  |  |
| | | ● | 6CON411606D2N | | | |
| 15 | "T" JOINT - LEFT 1 UNION "T" - IZQUIERDA 1 L ⊕ N | ○ | 6CON411606I1B |  |  |  |
| | | ● | 6CON411606I1N | | | |
| 16 | "T" JOINT - LEFT 2 UNION "T" - IZQUIERDA 2 L ⊕ N | ○ | 6CON411606I2B |  |  |  |
| | | ● | 6CON411606I2N | | | |
| 17 | "X" JOINT UNION "X" L ⊕ N | ○ | 6CON411607B |  |  |  |
| | | ● | 6CON411607N | | | |
| 18 | FLEXIBLE JOINT UNION FLEXIBLE | ○ | 6CON411608B |  |  |  |
| | | ● | 6CON411608N | | | |
| 19 | PENDANT ADAPTOR WITH ANTI PULL ADAPTADOR COLGANTE CON ANTI-TIRON | ○ | 6CONCLGB |  |  |  |
| | | ● | 6CONCLGN | | | |



CONFIGURATION TRACK SAMPLE



Technical Lighting



Iluminación Técnica

| N° | TYPE TIPO | 3-PHASE TRACK TRIFÁSICO UNIVERSAL | DRAWING DIBUJO | N° | TYPE TIPO | 3-PHASE TRACK TRIFÁSICO UNIVERSAL | DRAWING DIBUJO |
|----|---|--------------------------------------|-------------------|--|---|--------------------------------------|-------------------|
| 1 | END CAP TAPA FINAL | | | 12 | "L" JOINT - LEFT UNION "L" - IZQUIERDA | L ⊕ N | |
| 2 | CONNECTOR - RIGHT CONECTOR - DERECHA | L ⊕ N | | 13 | "T" JOINT - RIGHT 1 UNION "T" - DERECHA 1 | L ⊕ N | |
| 3 | CONNECTOR - LEFT CONECTOR - IZQUIERDA | L ⊕ N | | 14 | "T" JOINT - RIGHT 2 UNION "T" - DERECHA 2 | L ⊕ N | |
| 4 | STRAIGHT JOINT EMPALME DE UNION | | | 15 | "T" JOINT - LEFT 1 UNION "T" - IZQUIERDA 1 | L ⊕ N | |
| 5 | STRAIGHT SUPPLY JOINT EMPALME DE UNION | L ⊕ N | | 16 | "T" JOINT - LEFT 2 UNION "T" - IZQUIERDA 2 | L ⊕ N | |
| 6 | TRACK 1M CARRIL 1M | | | 17 | "X" JOINT UNION "X" | L ⊕ N | |
| 7 | TRACK 2M CARRIL 2M | | | 18 | FLEXIBLE JOINT UNION FLEXIBLE | | |
| 11 | "L" JOINT - RIGHT UNION "L" - DERECHA | L ⊕ N | | Red line indicates polarity ridge La línea roja indica la polaridad | | | |



AMBI LIGHT. Interior designer: Csupor Anna - Moskito - Photographer: Kiss Csanád

MODRIAN TRACK (3-PHASE) NEW

IP20
 IK06
 350°
 90°
 Aluminium / Aluminio

| FINISH | LAMP | ON-OFF | SIZE |
|--------|------------|-----------|------|
| ○ | | T3951080B | |
| ● | 1xGU10 LED | T3951080N | |
| ● | | T3951080O | |

○ Textured White - Blanco Texturado ● Textured Black - Negro Texturado
 ● Technical Gold/Text. Black - Oro Técnico/Negro Text.



Iluminación Técnica



Technical Lighting

ZOOM TRACK (3-PHASE)

IP20
 IK06
 350°
 90°
 Aluminium / Aluminio

| FINISH | LAMP | ON-OFF | SIZE |
|--------|------------|---------|------|
| ○ | | T37640B | |
| ● | 1xGU10 LED | T37640N | |

○ Textured White - Blanco Texturado ● Textured Black - Negro Texturado



BUDELLI TRACK (3-PHASE)


IP20
 IK07
 350°
 90°
 Aluminium / Aluminio

| FINISH | LAMP | ON-OFF | SIZE |
|--------|------------|---------|------|
| ○ | | R41161B | |
| ● | 1xGU10 LED | R41161N | |

○ Textured White - Blanco Texturado ● Textured Black - Negro Texturado



SEE PAG. 130-131



RONIE TRACK (3-PHASE)



CREE ⇄

| CRI>95 | ⊕ | IP20 | IK07 | 40° | 350° | 90° | | incl | Aluminium Aluminio |
|--------|------|------|------|----------|-------|-----------|------|------|-----------------------|
| FINISH | WATT | LUM | K | ON-OFF | TRIAC | DALI/PUSH | SIZE | | |
| ○ | 10W | 690 | 3000 | R411810B | - | - | | | |
| ● | | | | R411810N | | | | | |

○ Textured White - Blanco Texturado ● Textured Black - Negro Texturado

Technical Lighting

ISQUIA TRACK (3-PHASE)



CREE ⇄


| CRI>95 | ⊕ | IP20 | IK07 | 40° | 350° | 90° | | incl | Aluminium Aluminio |
|--------|------|------|------|----------|-------|-----------|------|------|-----------------------|
| FINISH | WATT | LUM | K | ON-OFF | TRIAC | DALI/PUSH | SIZE | | |
| ○ | 13W | 1200 | 3000 | R411710B | - | - | | | |
| ● | | | | R411710N | | | | | |
| ○ | 27W | 2625 | 3000 | R411720B | - | - | | | |
| ● | | | | R411720N | | | | | |

○ Textured White - Blanco Texturado ● Textured Black - Negro Texturado



Iluminación Técnica

SEE PAG.
130-131



MAKO TRACK (3-PHASE)



Iluminación Técnica



Technical Lighting




CREE ⇄

| | | | | | | | | | |
|--------|--|------|------|-----|------|-----|--|------|-----------------------|
| CRI>80 | | IP20 | IK06 | 24° | 355° | 45° | | incl | Aluminium Aluminio |
|--------|--|------|------|-----|------|-----|--|------|-----------------------|

| FINISH | WATT | LUM | K | ON-OFF | TRIAC | DALI/PUSH | SIZE |
|--------|------|------|------|----------|-------|-----------|------|
| ○ | 20W | 1875 | 3000 | T384310B | - | - | |
| ● | | | | T384310N | | | |

○ Textured White - Blanco Texturado ● Textured Black - Negro Texturado

SEE PAG.
130-131





Technical Gold Bezel Available
Bisel Oro Técnico Disponible
1BIS384310

CREE

| CRI>80 | | IP20 | IK06 | | | | | | Aluminium Aluminio |
|--------|------|------|------|----------|-------|-----------|------|--|-----------------------|
| FINISH | WATT | LUM | K | ON-OFF | TRIAC | DALI/PUSH | SIZE | | |
| ○ | 20W | 1875 | 3000 | P384310B | * | - | | | |
| ● | | | | P384310N | * | - | | | |

○ Textured White - Blanco Texturado * Minimum qty required 10 units - Cantidad mínima requerida 10 uds.
● Textured Black - Negro Texturado

MORGAN TRACK (3-PHASE)

Iluminación Técnica



Technical Lighting




OSRAM

CRI>95 IP20 IK06 120° 350° 90° Incl Aluminium/Acrylic / Aluminio/Acrílico

| FINISH | WATT | LUM | K | ON-OFF | TRIAC | DALI/PUSH | SIZE |
|--------|------|------|------|----------|-------|-----------|------|
| ○ | 18W | 1600 | 3000 | T384610B | - | - | |
| ● | | | | T384610N | | | |

○ Matt White - Blanco Mate ● Matt Black - Negro Mate

SEE PAG.
130-131





Technical Lighting



Iluminación Técnica



OSRAM

CRI>80
⊕
IP20
IK06
120°
90°
350°
incl
Metal/Aluminium Metal/Aluminio

| FINISH | WATT | LUM | K | ON-OFF | TRIAC | DALI/PUSH | SIZE |
|--------|------|------|------|----------|-------|-----------|------|
| ○ | 18W | 1600 | 3000 | P384610B | - | - | |
| ● | | | | P384610N | | | |

○ Matt White - Blanco Mate ● Matt Black - Negro Mate

APEX TRACK (3-PHASE)




CRI>80 IP20 IK06 38° 350° 80° incl Metal/Aluminium Metal/Aluminio

| FINISH | WATT | LUM | K | ON-OFF | TRIAC | DALI/PUSH | SIZE |
|--------|------|-----|------|----------|-------|-----------|------|
| ○ | 13W | 891 | 3000 | T341210B | - | - | |
| ● | | | | T341210N | | | |

○ Textured White - Blanco Texturado ● Textured Black - Negro Texturado



SEE PAG. 130-131



Iluminación Técnica

APEX SURFACE



CRI>80 IP20 IK06 38° 350° 80° incl Metal/Aluminium Metal/Aluminio

| FINISH | WATT | LUM | K | ON-OFF | TRIAC | DALI/PUSH | SIZE |
|--------|------|-----|------|----------|------------|-----------|------|
| ○ | 13W | 891 | 3000 | P341210B | P341210BDT | - | |
| | | | 4000 | P341211B | P341211BDT | | |
| ● | | | 3000 | P341210N | P341210NDT | | |

○ Textured White - Blanco Texturado ● Textured Black - Negro Texturado



APEX RECESSED



CRI>80 IP20 IK06 38° Ø90 350° 80° incl Metal/Aluminium Metal/Aluminio

| FINISH | WATT | LUM | K | ON-OFF | TRIAC | DALI/PUSH | SIZE |
|--------|------|-----|------|----------|-------|-----------|------|
| ○ | 13W | 891 | 3000 | P353810B | * | * | |
| ● | | | | P353810N | * | * | |

○ Textured White - Blanco Texturado ● Textured Black - Negro Texturado * Minimum qty required 10 units - Cantidad mínima requerida 10 uds.



Technical Lighting

APEX RECESSED

IP20 IK06 Ø100 Metal/Aluminium Metal/Aluminio

| FINISH | LAMP | ON-OFF | SIZE |
|--------|------------|---------|------|
| ○ | 1xGU10 LED | P36881B | |
| ● | | P36881N | |

○ Textured White - Blanco Texturado ● Textured Black - Negro Texturado



KENDRA TRACK (3-PHASE)



Technical Lighting



Iluminación Técnica

CREE ⇄

| | | | | | | | | |
|--------|---|------|------|-----|------|-----|------|-----------------------|
| CRI>80 | □ | IP20 | IK06 | 24° | 355° | 45° | incl | Aluminium Aluminio |
|--------|---|------|------|-----|------|-----|------|-----------------------|

| FINISH | WATT | LUM | K | ON-OFF | TRIAC | DALI/PUSH | SIZE |
|--------|------|------|------|----------|-------|-----------|------|
| ○ | 20W | 1875 | 3000 | T384410B | - | - | |
| ● | | | | T384410N | | | |

○ Textured White - Blanco Texturado ● Textured Black - Negro Texturado






Technical Lighting



Iluminación Técnica



SEE PAG.
130-131



| | | IP20 | IK06 | | | | | | Aluminium Aluminio |
|---|--------------------|------------------------|-------------------------------------|-------|-----|------|-----|--|--------------------------------|
| | FINISH | LAMP | ON-OFF | CLASS | | | | | SIZE |
| ① | Wall 1L | ○ ● 1xGU10 LED ● | A3951080B A3951080N A3951080O | | - | 360° | 90° | | Ø105 26 90 Ø57 |
| ② | Wall 2L | ○ ● 2xGU10 LED ● | A3951180B A3951180N A3951180O | | - | - | - | | Ø56.5 45 180 55 75 |
| ③ | Ceiling 1L | ○ ● 1xGU10 LED ● | P3951080B P3951080N P3951080O | | - | - | - | | 100 Ø56.5 |
| ④ | Spot 1L | ○ ● 1xGU10 LED ● | P3951180B P3951180N P3951180O | | - | 360° | 90° | | 157 100 Ø56.5 |
| ⑤ | Spot Recessed 1L | ○ ● 1xGU10 LED ● | E3951080B E3951080N E3951080O | | Ø44 | 360° | 90° | | 160 100 Ø56.5 |
| ⑥ | Track 1L (3-PHASE) | ○ ● 1xGU10 LED ● | T3951080B T3951080N T3951080O | | - | 360° | 90° | | 162 100 Ø56.5 |
| ⑦ | Round Ceiling 3L | ○ ● 3xGU10 LED ● | P3951280B P3951280N P3951280O | | - | 360° | 90° | | Ø220 127 100 Ø56.5 |
| ⑧ | Square Ceiling 3L | ○ ● 3xGU10 LED ● | P3951380B P3951380N P3951380O | | - | 360° | 90° | | 600 137 Ø56.5 |
| ⑨ | Square Ceiling 4L | ○ ● 4xGU10 LED ● | P3951480B P3951480N P3951480O | | - | 360° | 90° | | 800 137 Ø56.5 |
| ⑩ | Pendant 1L | ○ ● 1xGU10 LED ● | C3951080B C3951080N C3951080O | | - | - | - | | 1200 300 Ø56.5 |

○ Textured White - Blanco Texturado ● Textured Black - Negro Texturado ● Technical Gold/Text. Black - Oro Técnico/Negro Text.

Technical Lighting



Iluminación Técnica

GINA

Iluminación Técnica



Technical Lighting





IP20

IK06



Aluminium
Aluminio



| | FINISH | LAMP | ON-OFF | CLASS | | | | | SIZE |
|---|--------|------------|------------------------|-------|------|------|-----|--|------|
| ① | ○ ● | 1xGU10 LED | A38741B A38741N | | - | 350° | 90° | | |
| ② | ○ ● | 1xGU10 LED | E3874080B E3874080N | | Ø102 | - | 45° | | |
| ③ | ○ ● | 2xGU10 LED | P3874R20B P3874R20N | | - | 350° | 90° | | |
| ④ | ○ ● | 3xGU10 LED | P3874R30B P3874R30N | | - | 350° | 90° | | |
| ⑤ | ○ ● | 1xGU10 LED | S3874080B S3874080N | | - | 350° | - | | |
| ⑥ | ○ ● | 2xGU10 LED | H3874080B H3874080N | | - | 350° | - | | |

○ Textured White - Blanco Texturado ● Textured Black - Negro Texturado

Technical Lighting



Iluminación Técnica



ZOOM

Iluminación Técnica



Technical Lighting



NEW



Technical Lighting



Iluminación Técnica

ZOOM

①



②



③



④



⑤



⑥




⑦



⑧



SEE PAG.
130-131



| | | IP20 | IK06 | | | | | | Aluminium Aluminio | |
|---|--|------------------|------------|--|-------|-----|------|-----|-----------------------|------|
| | | FINISH | LAMP | ON-OFF | CLASS | | | | | SIZE |
| ① | Wall 2L | ○ ● | 2xGU10 LED | A37640B A37640N | | - | - | - | | |
| ② | Spot 1L | ○ ● | 1xGU10 LED | F37640B F37640N | | - | 350° | 90° | | |
| ③ | Spot Recessed 1L | ○ ● | 1xGU10 LED | E37640B E37640N | | Ø44 | 350° | 90° | | |
| ④ | Mini Spot Recessed 1L | ○ ● | 1xGU10 LED | E37641B E37641N | | Ø44 | - | - | | |
| ⑤ | Track 1L (3-PHASE) | ○ ● | 1xGU10 LED | T37640B T37640N | | - | 350° | 90° | | |
| ⑥ | Ceiling 100mm | ○ ● ● ● | 1xGU10 LED | P37640B P37640N P37640OS P37640BR | | - | - | - | | |
| ⑦ | NEW Ceiling 350mm | ○ ● | 1xGU10 LED | P37641B P37641N | | - | - | - | | |
| ⑦ | NEW Ceiling 450mm | ○ ● | 1xGU10 LED | P37642B P37642N | | - | - | - | | |
| ⑧ | Pendant 1L | ○ ● | 1xGU10 LED | C37640B C37640N | | - | - | - | | |

○ Textured White - Blanco Texturado ● Textured Black - Negro Texturado ● Technical Gold- Oro Técnico ● Bronze - Bronce

Technical Lighting



Iluminación Técnica

STUDIO

Iluminación Técnica



Technical Lighting



EPISTAR

| | | | | | | | |
|--------|--|------|------|--|--|--|--|
| CRI>80 | | IP20 | IK03 | | | Aluminium/Acrylic Aluminio/Acrílico | |
|--------|--|------|------|--|--|--|--|





| | FINISH | WATT | LUM | K | ON-OFF | TRIAC | DALI/PUSH | | SIZE |
|---------|--------|------|------|------|---------|-------|-----------|-----|------|
| 90mm | ○ | 8W | 755 | 3000 | P32350B | * | * | 80° | 48 |
| | ● | | | | P32350N | * | * | | |
| 115mm | ○ | 12W | 1118 | 3000 | P32351B | * | * | 90° | 64 |
| | ● | | | | P32351N | * | * | | |
| Pendant | ○ | 8W | 755 | 3000 | C32351B | * | * | 80° | 1400 |
| | ● | | | | C32351N | * | * | | 260 |




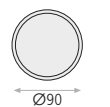

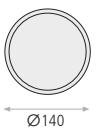
○ Textured White - Blanco Texturado
● Textured Black - Negro Texturado

* Minimum qty required 10 units - Cantidad mínima requerida 10 uds.

OSRAM

LINUS  CRI>80 IP20 IK01  100°   Aluminium/Acrylic
Aluminio/Acrílico






| | FINISH | WATT | LUM | K | ON-OFF | TRIAC | DALI/PUSH | SIZE |
|-------|--------|------|------|------|-----------|-------|-----------|---|
| 90mm | ○ | 6W | 500 | 3000 | P384590B | - | - |  |
| | ● | | | | P384590N | | |  |
| 140mm | ○ | 18W | 1700 | 3000 | P3845140B | - | - |  |
| | ● | | | | P3845140N | | |  |

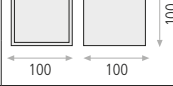
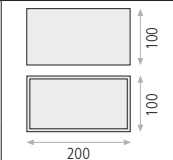
○ Textured White - Blanco Texturado ● Textured Black - Negro Texturado

SOHO

EDISON

CRI>80  IP20 IK06  110°   Aluminium/Acrylic
Aluminio/Acrílico



| | FINISH | WATT | LUM | K | ON-OFF | TRIAC | DALI/PUSH | SIZE |
|-------|--------|------|------|------|----------|-------|-----------|---|
| 100mm | ○ | 10W | 900 | 3000 | P354210B | * | * |  |
| 200mm | ○ | 20W | 1800 | 3000 | P354220B | * | * |  |

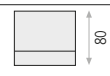
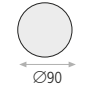
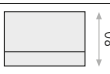
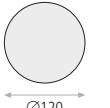
○ Textured White - Blanco Texturado * Minimum qty required 10 units - Cantidad mínima requerida 10 uds.

CLEVER

EDISON

CRI>80  IP20 IK06  100°   Aluminium/Acrylic
Aluminio/Acrílico



| | FINISH | WATT | LUM | K | ON-OFF | TRIAC | DALI/PUSH | SIZE |
|-------|--------|------|-----|------|----------|-------|-----------|---|
| 90mm | ○ | 8W | 640 | 3000 | P354110B | * | * |  |
| | ● | | | | P354110N | | |  |
| 120mm | ○ | 12W | 900 | 3000 | P354120B | * | * |  |
| | ● | | | | P354120N | | |  |

○ Textured White - Blanco Texturado * Minimum qty required 10 units - Cantidad mínima requerida 10 uds.
● Textured Black - Negro Texturado



VANDUO



IP54 IK06 Metal/Glass
 Metal/Cristal

| FINISH | LAMP | ON-OFF | SIZE |
|--------|------------|----------|------|
| ○ | 1xGU10 LED | P34671B | 80 |
| ● | | P34671N | |
| ● | | P34671C | Ø80 |
| ● | | P34671NS | |



Max. 56 mm



Iluminación Técnica

- Textured White - Blanco Texturado ● Textured Black - Negro Texturado
- Chrome - Cromo ● Satin Níquel - Níquel Satinado



Technical Lighting

BRANCO



IP54 IK06 Metal/Glass
 Metal/Cristal


| FINISH | LAMP | ON-OFF | SIZE |
|--------|------------|----------|------|
| ○ | 1xGU10 LED | P34681B | 80 |
| ● | | P34681N | |
| ● | | P34681NS | 80 |



Max. 56 mm



- Textured White - Blanco Texturado ● Textured Black - Negro Texturado
- Satin Níquel - Níquel Satinado



Technical Lighting



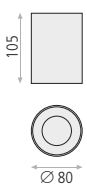
Iluminación Técnica



 IP20 IK06
 

 Aluminium
Aluminio



| FINISH | LAMP | ON-OFF | SIZE |
|--------|------------|-----------|---|
| ○ | | P37920B |  |
| ○● | | P37920BOS | |
| ● | 1xGU10 LED | P37920N | |
| ●● | | P37920NOS | |

○ Textured White - Blanco Texturado ○● Text. White/Satin Gold - Blanco Text./Oro Satinado
 ● Textured Black - Negro Texturado ●● Text. Black/Satin Gold - Negro Text./Oro Satinado

DSETA

Iluminación Técnica



Technical Lighting




IP20
 IK06

 Plaster Escayola

| FINISH | LAMP | ON-OFF | SIZE |
|--------|------------|---------|------|
| ○ | 1xGU10 LED | P34061B | |



○ White - Blanco



NEW



IP20 IK06
 30°

 Aluminium Aluminio

| FINISH | LAMP | ON-OFF | SIZE |
|--------|------------|----------|--------------------|
| ○ | 1xGU10 LED | P376210B | 125 30° Ø 96 |
| ● | | P376210N | |

○ Textured White - Blanco Texturado ● Textured Black - Negro Texturado



SIMA

NEW



IP20 IK06
 30°

 Aluminium Aluminio

| FINISH | LAMP | ON-OFF | SIZE |
|--------|------------|----------|--------------------|
| ○ | 1xGU10 LED | P376310B | 125 30° Ø 96 |
| ● | | P376310N | |

○ Textured White - Blanco Texturado ● Textured Black - Negro Texturado

SPECTRA SURFACE

Iluminación Técnica



Technical Lighting



CRI>80



IP54

IK06



10°



incl

Aluminium/Acrylic
Aluminio/Acrílico

| FINISH | WATT | LUM | K | ON-OFF | TRIAC | DALI/PUSH | SIZE |
|--------|------|-----|------|---------|-------|-----------|------|
| ○ | 7W | 770 | 3000 | P37310B | - | - | |

○ White - Blanco

SPECTRA RECESSED



Technical Lighting



Iluminación Técnica



| | | | | | | | | |
|--------|--|------|------|-----|-----|--|------|--|
| CRI>80 | | IP20 | IK06 | 10° | Ø95 | | Incl | Aluminium/Acrylic Aluminio/Acrílico |
|--------|--|------|------|-----|-----|--|------|--|

| FINISH | WATT | LUM | K | ON-OFF | TRIAC | DALI/PUSH | SIZE |
|--------|------|-----|------|---------|-------|-----------|------|
| ○ | 7W | 770 | 3000 | E37310B | - | - | |

○ White - Blanco

TANGO SURFACE

Iluminación Técnica



Technical Lighting





OSRAM

| | | | | | | | | |
|--------|--------|------|------|------|----------|-------|-----------|--|
| CRI>90 | | IP20 | IK06 | | | | | Aluminium/Acrylic Aluminio/Acrílico |
| | FINISH | WATT | LUM | K | ON-OFF | TRIAC | DALI/PUSH | SIZE |
| 137mm | ● | 10W | 900 | 3000 | P376810N | - | - | |
| 270mm | ● | 20W | 1800 | 3000 | P376820N | - | - | |

● Textured Black - Negro Texturado

TANGO PENDANT



| | | | | | | | |
|--------|---|------|------|-----|--|--|-----------------------|
| CRI>80 | ⊕ | IP20 | IK06 | 36° | | | Aluminium Aluminio |
|--------|---|------|------|-----|--|--|-----------------------|

| FINISH | WATT | LUM | K | ON-OFF | TRIAC | DALI/PUSH | SIZE |
|--------|-----------------|-------------------|------|----------|-------|-----------|------|
| ● | 40W + 18W | 3320 + 1883 | 3000 | C376820N | - | - | |

● Textured Black - Negro Texturado

Technical Lighting



Iluminación Técnica

TANGO RECESSED

Iluminación Técnica



Technical Lighting




OSRAM

| | | | | | | | |
|--------|--|--------------|------|---------|--|--|--|
| CRI>90 | | IP20 IP43 | IK06 | 30° | | | Aluminium/Acrylic Aluminio/Acrílico |
|--------|--|--------------|------|---------|--|--|--|

| | FINISH | WATT | LUM | K | ON-OFF | TRIAC | DALI/PUSH | | SIZE |
|--------------|--------|------|------|------|----------|-------|-----------|--|------|
| 150mm | ○ | 10W | 900 | 3000 | E376810B | - | - | | |
| 280mm | ○ | 20W | 2200 | 3000 | E376820B | - | - | | |

○ Textured White - Blanco Texturado



OSRAM

| CRI>80 | | IP20 | IK05 | 38° | Ø40 | | incl | Aluminium/Acrylic Aluminio/Acrílico |
|--------|------|------|------|-----------|-------|-----------|------|--|
| FINISH | WATT | LUM | K | ON-OFF | TRIAC | DALI/PUSH | SIZE | |
| ○ | 3W | 245 | 3000 | E3949000B | - | - | | |
| ● | | | | E3949000N | - | - | | |

○ Textured White - Blanco Texturado ● Textured Black - Negro Texturado

BIP

Iluminación Técnica



Technical Lighting



ANTI DESLUMBRAMIENTO
ANTI GLARE



SHARP

CRI>80 IP20 / IP64 IK06 40° Ø68 Metal/Glass
Metal/Cristal

| FINISH | WATT | LUM | K | ON-OFF | TRIAC | DALI/PUSH | SIZE |
|--------|------|-----|------|----------|-------|-----------|------|
| ○ | | | | P36800B | | | |
| ● | 10W | 750 | 3000 | P36800C | - | - | |
| ● | | | | P36800NS | | | |

○ White - Blanco ● Chrome - Cromo ● Satin Nickel- Níquel Satinado








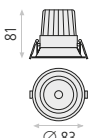
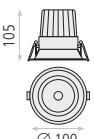
Technical Lighting



Iluminación Técnica




CREE ⇄

| | | CRI>80 |  | IP20 IP44 | IK06 |  38° |  |  incl | Aluminium/Acrylic Aluminio/Acrílico |
|--------------|--------|--------|---|--------------|----------|---|---|--|---|
| | FINISH | WATT | LUM | K | ON-OFF | TRIAC | DALI/PUSH |  | SIZE |
| 83mm | ○ | 7W | 600 | 3000 | E377100B | * | * | Ø75 |  81 Ø 83 |
| | | | | 4000 | E377101B | * | * | | |
| 100mm | ○ | 13W | 1170 | 3000 | E377110B | * | * | Ø90 |  105 Ø 100 |
| | | | | 4000 | E377111B | * | * | | |

○ Textured White - Blanco Texturado


* Minimum qty required 10 units - Cantidad mínima requerida 10 uds.



| | IP20 | IK06 | 30° | | | Aluminium/Acrylic Aluminio/Acrílico |
|-----------------|--------------|-----------|---------|------|------|--|
| FINISH | LAMP | ON-OFF | | SIZE | | |
| 1 light | ○ 1xGU10 LED | E3947080B | Ø90 | | Ø108 | |
| 2 lights | ○ 2xGU10 LED | E3947180B | Ø200x95 | | 210 | |



○ Textured White - Blanco Texturado



Elige tu color RAL y consúltanos
Choose your RAL colour and consult us

Productos personalizables a partir de 25 unidades
Customised items for MOQ of 25 units



| | | | | | |
|--|------|------|--|--|-----------------------|
| | IP20 | IK06 | | | Aluminium Aluminio |
|--|------|------|--|--|-----------------------|

| | FINISH | LAMP | ON-OFF | | SIZE |
|-----------------|--------|------------|---------|---------|------|
| 1 light | ○ | 1xGU10 LED | P37251B | Ø70 | |
| 2 lights | ○ | 2xGU10 LED | P37252B | ∅185x90 | |

○ Textured White - Blanco Texturado






DORO

|  IP20  IK06  Ø65   Aluminium Aluminio | | | |
|---|------------|---------|---|
| FINISH | LAMP | ON-OFF | SIZE |
| ○ | 1xGU10 LED | E37890B |  |
| ● | | E37890N | |

○ White - Blanco ● Black - Negro








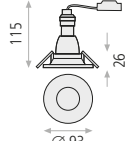
ANTEA

|  IP20  IK06  Ø65   Aluminium Aluminio | | | |
|---|------------|---------|---|
| FINISH | LAMP | ON-OFF | SIZE |
| ○ | 1xGU10 LED | E37880B |  |
| ● | | E37880N | |

○ White - Blanco ● Black - Negro



LOU

|  IP20  IK06  Ø65   Aluminium Aluminio | | | |
|---|------------|---------|---|
| FINISH | LAMP | ON-OFF | SIZE |
| ○ | 1xGU10 LED | E37900B |  |

○ White - Blanco






Elige tu color RAL y consúltanos
Choose your RAL colour and consult us

Productos personalizables a partir de 25 unidades
Customised items for MOQ of 25 units

| IP20 IK06 Ø70 Aluminium Aluminio | | | |
|---|------------|----------|------|
| FINISH | LAMP | ON-OFF | SIZE |
| ○ | 1xGU10 LED | P35571B | |
| ● | | P35571N | |
| ● | | P35571OT | |

- Textured White/Opal - Blanco Texturado/Opal
- Textured Black/Opal - Negro Texturado/Opal
- Technical Gold/Opal - Oro Técnico/Opal

Technical Lighting



Iluminación Técnica



Elige tu color RAL y consúltanos
Choose your RAL colour and consult us

Productos personalizables a partir de 25 unidades
Customised items for MOQ of 25 units

| IP20 IK06 Ø70 Aluminium Aluminio | | | |
|---|------------|-----------|------|
| FINISH | LAMP | ON-OFF | SIZE |
| ○ | 1xGU10 LED | P35581B | |
| ● | | P35581N | |
| ○● | | P35581BOT | |
| ●● | | P35581NOT | |

- Textured White - Blanco Texturado
- Textured Black - Negro Texturado
- Text. White/Technical Gold - Blanco Text./Oro Técnico
- Text. Black/Technical Gold - Negro Text./Oro Técnico

HERA



IP20 / IP54
 IK05
 Ø70

 Metal/Glass / Metal/Cristal

| FINISH | LAMP | ON-OFF | SIZE |
|--------|------------|----------|------|
| ○ | 1xGU10 LED | P35541B | |
| ● | | P35541C | |
| ● | | P35541NS | |

○ White - Blanco ● Chrome - Cromo ● Satin Niquel - Níquel Satinado



Iluminación Técnica



Technical Lighting

FOTSY



IP20 / IP54
 IK05
 Ø70

 Metal/Glass / Metal/Cristal

| FINISH | LAMP | ON-OFF | SIZE |
|--------|------------|----------|------|
| ● | 1xGU10 LED | P35551C | |
| ● | | P35551NS | |

● Chrome - Cromo ● Satin Niquel - Níquel Satinado





| IP20 IK06 | | | | Metal/Double Layer Glass Metal/Cristal Doble Capa |
|-----------|-----------|---------|---------|--|
| FINISH | LAMP | ON-OFF | | SIZE |
| ○ | 1xG10 LED | P36791B | ∅90 | |
| ○ | 2xG10 LED | P36792B | ∅170x90 | |

○ White - Blanco

Technical Lighting



Iluminación Técnica

LED BULBS
Pag. 388



| IP20 IP64 IK06 | | ∅75 | | | Metal Metal |
|----------------|------------|---------|--|------|----------------|
| FINISH | LAMP | ON-OFF | | SIZE | |
| ○ | 1xGU10 LED | P36771B | | | |

○ White - Blanco

LED BULBS
Pag. 388



| IP20 IP64 IK06 | | ∅72 | | | Metal Metal |
|----------------|------------|---------|--|------|----------------|
| FINISH | LAMP | ON-OFF | | SIZE | |
| ○ | 1xGU10 LED | P36781B | | | |


○ White - Blanco

POINT

Iluminación Técnica



Technical Lighting



CREE ⇄

CRI>80
□
IP20
IK05
Ø65
40°
🔌
📄
incl
Plaster Escayola

| FINISH | WATT | LUM | K | ON-OFF | TRIAC | DALI/PUSH | SIZE |
|--------|------|-----|------|------------------------|-------|-----------|------|
| ○ | 2W | 165 | 3000 | NEW E378520B | - | - | |

○ White - Blanco



REPLACEABLE LED
LED REEMPLAZABLE



YOTA



IP20
 IK05
 Ø133

 Plaster Escayola



| FINISH | LAMP | ON-OFF | SIZE |
|--------|------------|---------|------|
| ○ | 1xGU10 LED | P34081B | |

○ White - Blanco

Technical Lighting



Iluminación Técnica

GAMMA



IP20
 IK05
 Ø133

 Plaster Escayola



| FINISH | LAMP | ON-OFF | SIZE |
|--------|------------|---------|------|
| ○ | 1xGU10 LED | E34091B | |

○ White - Blanco

THRILLER



CREE ⇄

CRI>80 IP20 IK05 Ø103 40° Plaster Escayola

| FINISH | WATT | LUM | K | ON-OFF | TRIAC | DALI/PUSH | SIZE |
|--------|------|-----|------|---------|-------|-----------|------|
| ○ | 2W | 165 | 3000 | E37841B | - | - | |

○ White - Blanco



Iluminación Técnica

PAUL



CRI>80 IP20 IK07 Ø61 40° Plaster Escayola

| FINISH | WATT | LUM | K | ON-OFF | TRIAC | DALI/PUSH | SIZE |
|--------|------|-----|------|----------|-------|-----------|------|
| ○ | 3W | 290 | 3000 | A357810B | - | - | |

○ White - Blanco



Technical Lighting

MIURA



CREE ⇄

CRI>80 IP20 IK06 Ø44 120° Aluminium/Acrílico Aluminio/Acrílico

| FINISH | WATT | LUM | K | ON-OFF | TRIAC | DALI/PUSH | SIZE |
|--------|------|-----|------|----------|-------|-----------|------|
| ○ | 3W | 245 | 3000 | E376510B | - | - | |

○ White - Blanco



PRADO



CREE ⇄

| CRI>80 | | IP20 | IK07 | | Ø44 | | 50° | | | | | Aluminium Aluminio |
|--------|------|------|------|----------|-------|-----------|------|--|--|--|--|-----------------------|
| FINISH | WATT | LUM | K | ON-OFF | TRIAC | DALI/PUSH | SIZE | | | | | |
| ○ | 3W | 245 | 3000 | E376610B | - | - | | | | | | |

○ Textured White - Blanco Texturado



EDGAR

SAMSUNG

| CRI>80 | | IP20 | IK07 | | 65x40 | | 60° | | | | | Aluminium Aluminio |
|--------|------|------|------|----------|-------|-----------|------|--|--|--|--|-----------------------|
| FINISH | WATT | LUM | K | ON-OFF | TRIAC | DALI/PUSH | SIZE | | | | | |
| ○ | 3W | 290 | 3000 | A357710B | - | - | | | | | | |

○ White - Blanco



REGAL

CREE ⇄

| CRI>80 | | IP54 | IK07 | | Ø73 | | 65° | | | | | Aluminium Aluminio |
|--------|------|------|------|----------|-------|-----------|------|--|--|--|--|-----------------------|
| FINISH | WATT | LUM | K | ON-OFF | TRIAC | DALI/PUSH | SIZE | | | | | |
| ○ | 3W | 245 | 3000 | E376710B | - | - | | | | | | |

○ Textured White - Blanco Texturado

Technical Lighting



Iluminación Técnica

IRO

Iluminación Técnica



Technical Lighting



CRI>80 □ IP20 IK04 120° Aluminium / Aluminio

| | FINISH | WATT | LUM | K | ON-OFF | TRIAC | DALI/PUSH | | SIZE |
|--------------|--------|------|------|------|----------|-------|-----------|------|------|
| 105mm | ○ | 6W | 260 | 3000 | P353310B | - | - | Ø95 | |
| 230mm | ○ | 24W | 1244 | 3000 | P353330B | - | - | Ø210 | |

○ Textured White - Blanco Texturado

BIOS



It does not need specific installation.
It works with normal switch.

No necesita instalación específica.
Funciona con interruptor normal.



| CRI>80 | | IP20 IP23 | IK04 | | | | Aluminium/Methacrylate Aluminio/Metacrilato | | |
|--------|---------|--------------|------|------------|-------|-----------|--|------|--|
| FINISH | WATT | LUM | K | ON-OFF | TRIAC | DALI/PUSH | | SIZE | |
| 120mm | ○ 7+3W | 856 | 3000 | P328810BCD | - | - | | Ø105 | |
| | | | 4000 | P32881BCD | | | | | |
| 180mm | ○ 15+7W | 1693 | 3000 | P328820BCD | - | - | | Ø160 | |
| | | | 4000 | P32882BCD | | | | | |

○ Textured White - Blanco Texturado

Technical Lighting



Iluminación Técnica

REXA



It does not need specific installation.
It works with normal switch.

No necesita instalación específica.
Funciona con interruptor normal.



| CRI>80 | | IP20 IP23 | IK04 | | | | Aluminium/Methacrylate Aluminio/Metacrilato | | |
|--------|---------|--------------|------|------------|-------|-----------|--|------|--|
| FINISH | WATT | LUM | K | ON-OFF | TRIAC | DALI/PUSH | | SIZE | |
| 120mm | ○ 7+3W | 856 | 3000 | P328910BCD | - | - | | Ø105 | |
| | | | 4000 | P32891BCD | | | | | |
| 180mm | ○ 15+7W | 1693 | 3000 | P328920BCD | - | - | | Ø160 | |
| | | | 4000 | P32892BCD | | | | | |


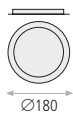
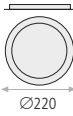
○ Textured White - Blanco Texturado

YON



CRI>80  $\frac{IP20}{IP43}$ IK06    Aluminium/Methacrylate
Aluminio/Metacrilato

Iluminación Técnica

| | FINISH | WATT | LUM | K | ON-OFF | TRIAC | DALI/PUSH |  | SIZE |
|--------------|--------|------|------|------|----------|-------|-----------|---|---|
| 180mm | ○ | 18W | 1260 | 3000 | P329110B | - | - | $\emptyset 165$ |  |
| | | | | 4000 | P32911B | | | | |
| 220mm | ○ | 22W | 1560 | 3000 | P329120B | - | - | $\emptyset 200$ |  |
| | | | | 4000 | P32912B | | | | |

○ White - Blanco






Technical Lighting

NIGA



CRI>80  $\frac{IP20}{IP43}$ IK06    Aluminium/Methacrylate
Aluminio/Metacrilato

| | FINISH | WATT | LUM | K | ON-OFF | TRIAC | DALI/PUSH |  | SIZE |
|--------------|--------|------|------|------|----------|-------|-----------|---|--|
| 180mm | ○ | 18W | 1260 | 3000 | P329210B | - | - | $\emptyset 155$ |  |
| | | | | 4000 | P32921B | | | | |
| 220mm | ○ | 22W | 1560 | 3000 | P329220B | - | - | $\emptyset 200$ |  |
| | | | | 4000 | P32922B | | | | |

○ White - Blanco



Technical Lighting



Iluminación Técnica



| | | CRI>80 | ⊕ | IP20 | IK07 | 110° | | | Aluminium/Acrylic Aluminio/Acrílico |
|---------------|--------|--------|------|------|------------|-------|-------------|------|--|
| | FINISH | WATT | LUM | K | ON-OFF | TRIAC | DALI/PUSH | SIZE | |
| 900mm | ○ | 39.6W | 3360 | 4000 | P3420111B | - | P342011BDP | | |
| | ● | | | | P3420111PL | | P342011PLDP | | |
| 1200mm | ○ | 52.8W | 4480 | 4000 | P3420211B | - | P342021BDP | | |
| | ● | | | | P3420211PL | | P342021PLDP | | |

○ Textured White - Blanco Texturado ● Textured Silver - Plata Texturada

SKY SPOT

Iluminación Técnica



Technical Lighting

| | | CRI>80 | | IP20 | IK06 | 110° | | Incl | Aluminium/Acrylic Aluminio/Acrílico |
|--------------|--------|--------|------|------|----------|-------|-----------|------|--|
| | FINISH | WATT | LUM | K | ON-OFF | TRIAC | DALI/PUSH | SIZE | |
| 120mm | ○ | 12W | 960 | 3000 | P323300B | - | - | +38 | |
| | | | | 4000 | P32330B | - | - | Ø120 | |
| 180mm | ○ | 18W | 1260 | 3000 | P323310B | - | - | +38 | |
| | | | | 4000 | P32331B | - | - | Ø180 | |
| 220mm | ○ | 22W | 1560 | 3000 | P323320B | - | - | +38 | |
| | | | | 4000 | P32332B | - | - | Ø220 | |
| 300mm | ○ | 30W | 2400 | 3000 | P32334B | - | - | +38 | |
| | | | | 4000 | P323341B | - | - | Ø300 | |

○ White - Blanco

SKY BOX



CRI>80 IP20 IK06 110° incl Aluminium/Acrylic / Aluminio/Acrílico

| | FINISH | WATT | LUM | K | ON-OFF | TRIAC | DALI/PUSH | SIZE |
|--------------|--------|------|------|------|----------|-------|-----------|------|
| 120mm | ○ | 12W | 960 | 3000 | P323400B | - | - | |
| | | | | 4000 | P32340B | - | - | |
| 180mm | ○ | 18W | 1260 | 3000 | P323410B | - | - | |
| | | | | 4000 | P32341B | - | - | |
| 220mm | ○ | 22W | 1560 | 3000 | P323420B | - | - | |
| | | | | 4000 | P32342B | - | - | |
| 300mm | ○ | 30W | 2400 | 3000 | P32344B | - | - | |
| | | | | 4000 | P323441B | - | - | |
| 400mm | ○ | 36W | 2900 | 3000 | P323450B | - | - | |
| | | | | 4000 | P323451B | - | - | |
| 500mm | ○ | 38W | 3123 | 3000 | P323460B | - | - | |
| | | | | 4000 | P323461B | - | - | |

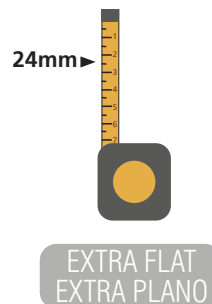

○ White - Blanco

Technical Lighting



Iluminación Técnica

ROKU



Iluminación Técnica



EPISTAR

Technical Lighting

| | | CRI>80 | IP20 | IK07 | 110° | Incl | Aluminium/Acrylic Aluminio/Acrílico | |
|-------|--------|--------|------|------|----------|-------|--|------|
| | FINISH | WATT | LUM | K | ON-OFF | TRIAC | DALI/PUSH | SIZE |
| 90mm | ○ | 6W | 420 | 3000 | P343610B | - | - | |
| | | | | 4000 | P343611B | - | - | |
| 140mm | ○ | 12W | 950 | 3000 | P343620B | - | - | |
| | | | | 4000 | P343621B | - | - | |
| 190mm | ○ | 18W | 1450 | 3000 | P343630B | - | - | |
| | | | | 4000 | P343631B | - | - | |
| 270mm | ○ | 24W | 1930 | 3000 | P343640B | - | - | |
| | | | | 4000 | P343641B | - | - | |

○ White - Blanco



EPISTAR

| | | CRI>80 | IP20 | IK07 | 110° | incl | Aluminium/Acrylic Aluminio/Acrílico | |
|-------|--------|--------|------|------|----------|-------|--|------|
| | FINISH | WATT | LUM | K | ON-OFF | TRIAC | DALI/PUSH | SIZE |
| 90mm | ○ | 6W | 420 | 3000 | P343510B | - | - | |
| | | | | 4000 | P343511B | - | - | |
| 140mm | ○ | 12W | 950 | 3000 | P343520B | - | - | |
| | | | | 4000 | P343521B | - | - | |
| 190mm | ○ | 18W | 1450 | 3000 | P343530B | - | - | |
| | | | | 4000 | P343531B | - | - | |
| 280mm | ○ | 24W | 1930 | 3000 | P343540B | - | - | |
| | | | | 4000 | P343541B | - | - | |

○ White - Blanco

Ceiling Lamps

Iluminación de Techo



CONTROL OPTIONS OPCIONES DE CONTROL

CASAMBI BLUETOOTH technology



Iluminación de Techo



Ceiling Lamps

The Casambi app is the easiest and most natural way to control your lights. With the app you can control both Casambi enabled lighting fixtures and Philips Hue bulbs. The first time use has been made easy and intuitive. With one tap you are ready to control your lights.

Controlling all your lamps from one view: With the Casambi app you can control all your lighting fixtures with one view. It is possible to control your lights individually or as a group. For example you can create a group of your kitchen, office or shop lights and turn them all off / on with just one tap. Or you can dim the living room lights to pleasant light level for a movie.

Control your lights from a photo: The Gallery in Casambi app is the most natural way of controlling your lights. Take a picture of your room(s) and place the lamp controls over the lighting fixtures in the picture. Now you can control your lighting fixtures visually right from the picture.

Create scenes for different lighting situations: You can create different scenes for different occasions. Set the lights just right for dining, office environments or shop promotions and save the settings in a scene. Now you can change the lighting with one tap for different occasions for example a dinner party or a meeting with a customer.

Share your network and allow other devices to control your lights: Casambi has four different levels for sharing and access control. You can decide if your network is open to everyone or if other users need a password to access your network. If you have several users and devices using the same network, all the changes made with one device will be automatically updated to the other devices with Casambi cloud service.

La app Casambi es la forma más sencilla y natural de controlar tus lámparas. Con ella podrás controlar tanto los dispositivos habilitados con la tecnología Casambi así como bombillas Philips Hue. La puesta en marcha se realiza de forma fácil e intuitiva. Simplemente con una pulsación estarás preparado para controlar toda tu iluminación.

Controla todas tus lámparas a través de la misma interfaz: Con la app Casambi podrás controlar todas tus lámparas desde la misma pantalla. Es posible controlarlas individualmente o por grupos. Por ejemplo, puedes crear un grupo con las lámparas de tu cocina, oficina o tienda y encender/apagar todas ellas con una única pulsación. También puedes regular las lámparas de tu salón fijando un nivel de luz agradable para ver una película.

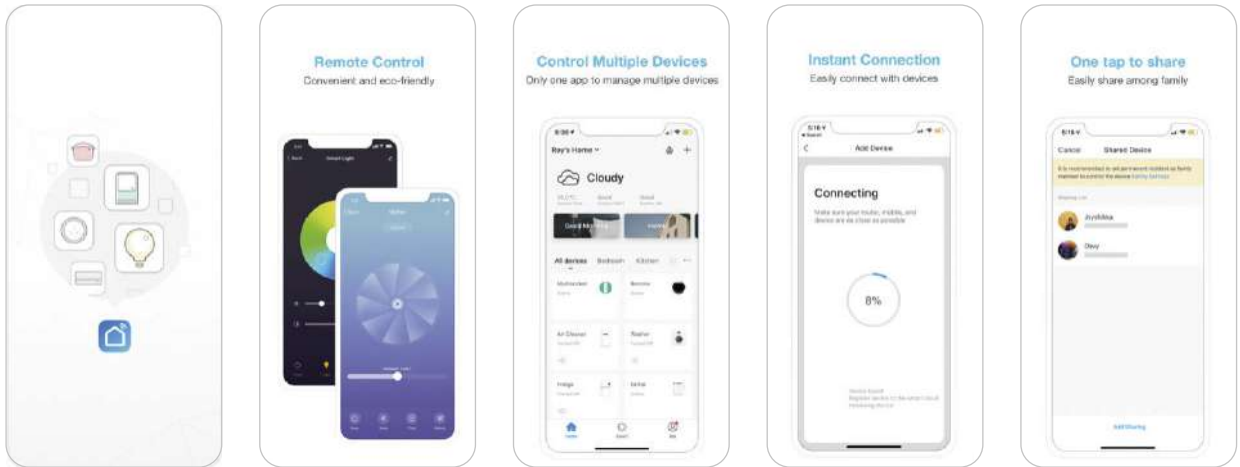
Controla tus lámparas desde una fotografía: La Galería en la app Casambi es la forma más natural de controlar tu iluminación. Toma una fotografía de tu(s) estancia(s) y coloca los controles de lámpara sobre ellas en la fotografía. Ahora puedes controlar tus lámparas visualmente desde la propia fotografía.

Creación de escenas para distintas situaciones: Puedes crear varias escenas para diferentes ocasiones. Establece la iluminación adecuada para una fiesta, entornos de oficina o promociones de una tienda y guarda la configuración en una escena. Ahora puedes cambiar la iluminación con una única pulsación para adecuarla a diferentes situaciones, por ejemplo, una cena o una reunión con un cliente.

Comparte tu red y permite a otros dispositivos controlar tus lámparas: Casambi tiene cuatro niveles diferentes para compartir y controlar el acceso a tu red. Puedes decidir si tu red se encuentra abierta a todo el mundo o si se necesita una contraseña para acceder a ella. En caso de que varios usuarios/dispositivos estén utilizando la misma red, todos los cambios realizados con un solo dispositivo se actualizarán automáticamente en los demás dispositivos a través del servidor en la nube Casambi.

CONTROL OPTIONS OPCIONES DE CONTROL

SMART LIFE WIFI technology



Smart life, smart living...

- Remotely control home appliances from anywhere.
- Add and control multiple devices at once with one App.
- Voice control via Amazon Echo and Google Home.
- Interworking of multiple smart devices. Devices automatically start/stop working based on temperature, location and time.
- Easily share devices among family members.
- Receive real-time alerts to ensure safety.
- Easily and quickly connect Tuya Smart App to devices.


Vivienda inteligente, vida inteligente...

- Controle de forma remota los electrodomésticos desde cualquier lugar.
- Agregue y controle múltiples dispositivos a la vez con una aplicación.
- Control de voz a través de Amazon Echo y Google Home.
- Control de múltiples dispositivos inteligentes. Los dispositivos comienzan / dejan de funcionar automáticamente según la temperatura, la ubicación y la hora.
- Comparta fácilmente dispositivos entre miembros de la familia.
- Recibir alertas en tiempo real para garantizar la seguridad.
- Conecte fácil y rápidamente la aplicación inteligente Tuya a los dispositivos.

COMPATIBLE



ISIA



STANDARD



Ø400



Ø600



Ø800



Ø1000



PRO NEW 5 YEARS WARRANTY



Ø400



Ø600



Ø800



Ø1000



TUNABLE WHITE



Ø400



Ø600



Ø800



Ø1000



RECESSED



Ø400



Ø600




ISIA AIR CLEANER pag. 402-403



Ø600





Ceiling Lamps



Iluminación de Techo





Ceiling Lamps



Iluminación de Techo



ISIA

Standard



Iluminación de Techo



Ceiling Lamps







| ISIA Standard | | CRI>90 | ⊕ | IP20 | IK07 | ☐ | incl | Metal/Acrylic Metal/Acrílico | | | |
|---------------|--------|--------|-------|-------|-----------|-------------|-------------|---------------------------------|------------|------------|--|
| | FINISH | WATT | LUM | K | ON-OFF | TRIAC (*) | DALI/PUSH | NEW CASAMBI (**) | SIZE | | |
| 400mm | ○ | 40W | 3660 | 3000 | P345340B | P345340BDT | P345340BDP | P345340BCA | | | |
| | | | | 4000 | P345341B | P345341BDT | P345341BDP | P345341BCA | | | |
| | ● | 40W | 3660 | 3000 | P345340N | P345340NDT | P345340NDP | P345340NCA | | | |
| | | | | 4000 | P345341N | P345341NDT | P345341NDP | P345341NCA | | | |
| | ● | 40W | 3660 | 3000 | P345340OT | P345340OTDT | P345340OTDP | P345340OTCA | | | |
| | | | | 4000 | P345341OT | P345341OTDT | P345341OTDP | P345341OTCA | | | |
| | 600mm | ○ | 55W | 5250 | 3000 | P345360B | P345360BDT | P345360BDP | | P345360BCA | |
| | | | | | 4000 | P345361B | P345361BDT | P345361BDP | | P345361BCA | |
| | | ● | 55W | 5250 | 3000 | P345360N | P345360NDT | P345360NDP | | P345360NCA | |
| 4000 | | | | | P345361N | P345361NDT | P345361NDP | P345361NCA | | | |
| ● | | 55W | 5250 | 3000 | P345360OT | P345360OTDT | P345360OTDP | P345360OTCA | | | |
| | | | | 4000 | P345361OT | P345361OTDT | P345361OTDP | P345361OTCA | | | |
| 800mm | | ○ | 88W | 8440 | 3000 | P345380B | P345380BDT | P345380BDP | P345380BCA | | |
| | | | | | 4000 | P345381B | P345381BDT | P345381BDP | P345381BCA | | |
| | | ● | 88W | 8440 | 3000 | P345380N | P345380NDT | P345380NDP | P345380NCA | | |
| | 4000 | | | | P345381N | P345381NDT | P345381NDP | P345381NCA | | | |
| | ● | 88W | 8440 | 3000 | P345380OT | P345380OTDT | P345380OTDP | P345380OTCA | | | |
| | | | | 4000 | P345381OT | P345381OTDT | P345381OTDP | P345381OTCA | | | |
| | 1000mm | ○ | 150W | 12300 | 3000 | P345390B | P345390BDT | P345390BDP | P345390BCA | | |
| | | | | | 4000 | P345391B | P345391BDT | P345391BDP | P345391BCA | | |
| | | ● | 150W | 12300 | 3000 | P345390N | P345390NDT | P345390NDP | P345390NCA | | |
| 4000 | | | | | P345391N | P345391NDT | P345391NDP | P345391NCA | | | |
| ● | | 150W | 12300 | 3000 | P345390OT | P345390OTDT | P345390OTDP | P345390OTCA | | | |
| | | | | 4000 | P345391OT | P345391OTDT | P345391OTDP | P345391OTCA | | | |

○ Textured White/Opal - Blanco Texturado/Opal ● Textured Black/Opal - Negro Texturado/Opal ● Technical Gold/Opal - Oro Técnico/Opal

* To be used exclusively with LED dimming system and only one unit per system / Uso exclusivo para reguladores LED y máximo una unidad por regulador.

** Products on demand - Casambi accessories see pag. 384 / Productos bajo pedido - Accesorios Casambi ver pag. 384




ACCESSORIES SEE PAGE: 384-387

| ISIA ACCESSORIES | | SIZE | | | |
|---|-------|---------------------|--------------|---------------------|-------------|
| REMOTE CONTROL | | RECEIVER CODE | | REMOTE CONTROL CODE | |
|  | Ø400 | ✓ ITEM CODE + | XDRVPART008 | + | MULTICANAL |
| | Ø600 | | | | XCONTROL001 |
| | Ø800 | | | | MONOCANAL |
| | Ø1000 | | | | XCONTROL021 |
| SMART CONTROL | | CODE | | | |
|  | Ø400 | ✓ ITEM CODE + | XDRVPART012 | | |
| | Ø600 | | | | |
| | Ø800 | | | | |
| | Ø1000 | | | | |
| MOTION SENSOR | | CODE | | | |
|  | Ø400 | ✓ ITEM CODE + | 6DET002 | | |
| | Ø600 | | | | |
| | Ø800 | | | | |
| | Ø1000 | | | | |
| EMERGENCY | | 1H 6BAT004 | | 3H 6BAT005 | |
|  | Ø400 | ✓ ITEM CODE + | ✓ External | or | ✓ External |
| | Ø600 | | ✓ Internal | | ✓ External |
| | Ø800 | | ✓ Internal | | ✓ External |
| | Ø1000 | | ✓ Internal | | ✓ Internal |
| PRISMATIC DIFUSSER UGR<19 | | CODE | | | |
|  | Ø400 | ✓ ITEM CODE + | 5DIF34534MP | | |
| | Ø600 | | 5DIF34536MP | | |
| | Ø800 | | 5DIF34538MP | | |
| | Ø1000 | | 5DIF345310MP | | |
| RAL COLOUR | | | | | |
|  | Ø400 | ✓ WHITE ITEM CODE + | RAL CODE | | |
| | Ø600 | | | | |
| | Ø800 | | | | |
| | Ø1000 | | | | |

Ceiling Lamps



Iluminación de Techo

| ISIA pendant KIT | SIZE | FINISH | ON/OFF-TRIAC | DALI | RAL |
|---|-----------------------|--------|----------------|------------------|------------|
|  | ± 1.5m (Ø100x20mm) | ○ | 81CON3453B | 81CON3453BDP | + RAL CODE |
| | | ● | 81CON3453N | 81CON3453NDP | |
| | | ● | 81CON3453OT | 81CON3453OTDP | |
|  | ± 3m (Ø100x20mm) | ○ | 81CON34531B | 81CON34532BDP | + RAL CODE |
| | | ● | 81CON34531N | 81CON34532NDP | |
| | | ● | 81CON34531OT | 81CON34532OTDP | |
|  | ± 3m (Ø180x25mm) | ○ | 81FLO224T3CTB | 81FLO224T3CTBDP | + RAL CODE |
| | | ● | 81FLO224T3CTN | 81FLO224T3CTNDP | |
| | | ● | 81FLO224T3CTOT | 81FLO224T3CTOTDP | |

○ Textured White/Opal - Blanco Texturado/Opal ● Textured Black/Opal - Negro Texturado/Opal ● Technical Gold/Opal - Oro Técnico/Opal



DRIVER + PCB TRIDONIC

MacAdam ≤3 L80B10 ≥ 50.000h



Iluminación de Techo









Ceiling Lamps

| ISIA Pro | | CRI>90 | ⊕ | IP20 | IK07 | ☐ | incl | Metal/Acrylic Metal/Acrílico | |
|----------|--------|--------|-------|------|-----------|-------|-------------|---------------------------------|------|
| | FINISH | WATT | LUM | K | ON-OFF | TRIAC | DALI/PUSH | CASAMBI (**) | SIZE |
| 400mm | ○ | 30W | 3480 | 2700 | P345349PB | ✗ | P345349PBDP | P345349PBCA | |
| | | | | 3000 | P345340PB | ✗ | P345340PBDP | P345340PBCA | |
| | | | | 4000 | P345341PB | ✗ | P345341PBDP | P345341PBCA | |
| | ● | 30W | 3480 | 2700 | P345349PN | ✗ | P345349PNDP | P345349PNCA | |
| | | | | 3000 | P345340PN | ✗ | P345340PNDP | P345340PNCA | |
| | | | | 4000 | P345341PN | ✗ | P345341PNDP | P345341PNCA | |
| 600mm | ○ | 50W | 5750 | 2700 | P345369PB | ✗ | P345369PBDP | P345369PBCA | |
| | | | | 3000 | P345360PB | ✗ | P345360PBDP | P345360PBCA | |
| | | | | 4000 | P345361PB | ✗ | P345361PBDP | P345361PBCA | |
| | ● | 50W | 5750 | 2700 | P345369PN | ✗ | P345369PNDP | P345369PNCA | |
| | | | | 3000 | P345360PN | ✗ | P345360PNDP | P345360PNCA | |
| | | | | 4000 | P345361PN | ✗ | P345361PNDP | P345361PNCA | |
| 800mm | ○ | 65W | 8100 | 2700 | P345389PB | ✗ | P345389PBDP | P345389PBCA | |
| | | | | 3000 | P345380PB | ✗ | P345380PBDP | P345380PBCA | |
| | | | | 4000 | P345381PB | ✗ | P345381PBDP | P345381PBCA | |
| | ● | 65W | 8100 | 2700 | P345389PN | ✗ | P345389PNDP | P345389PNCA | |
| | | | | 3000 | P345380PN | ✗ | P345380PNDP | P345380PNCA | |
| | | | | 4000 | P345381PN | ✗ | P345381PNDP | P345381PNCA | |
| 1000mm | ○ | 100W | 12100 | 2700 | P345399PB | ✗ | P345399PBDP | P345399PBCA | |
| | | | | 3000 | P345390PB | ✗ | P345390PBDP | P345390PBCA | |
| | | | | 4000 | P345391PB | ✗ | P345391PBDP | P345391PBCA | |
| | ● | 100W | 12100 | 2700 | P345399PN | ✗ | P345399PNDP | P345399PNCA | |
| | | | | 3000 | P345390PN | ✗ | P345390PNDP | P345390PNCA | |
| | | | | 4000 | P345391PN | ✗ | P345391PNDP | P345391PNCA | |

○ Textured White/Opal - Blanco Texturado/Opal

** Products on demand - Casambi accessories see pag. 384 / Productos bajo pedido - Accesorios Casambi ver pag. 384

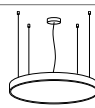
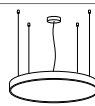

ACCESSORIES SEE PAGE: 384-387

| ISIA ACCESSORIES | | SIZE | | | | |
|---|-------|------------------------|-------------|---------------------|---------------------------|------------|
| REMOTE CONTROL | | RECEIVER CODE | | REMOTE CONTROL CODE | | |
|  | Ø400 | ✓ ITEM CODE + | XDRVPART008 | + | MULTICANAL XCONTROL001 | |
| | Ø600 | | | | MONOCANAL XCONTROL021 | |
| | Ø800 | | | | | |
| | Ø1000 | | | | | |
| SMART CONTROL | | CODE | | | | |
|  | Ø400 | ✓ ITEM CODE + | XDRVPART012 | | | |
| | Ø600 | | | | | |
| | Ø800 | | | | | |
| | Ø1000 | | | | | |
| MOTION SENSOR | | CODE | | | | |
|  | Ø400 | ✓ ITEM CODE + | 6DET002 | | | |
| | Ø600 | | | | | |
| | Ø800 | | | | | |
| | Ø1000 | | | | | |
| EMERGENCY | | 1H 6BAT004 | | 3H 6BAT005 | | |
|  | Ø400 | ✓ ITEM CODE + | | or | ✓ External | |
| | Ø600 | | | | ✓ Internal | ✓ External |
| | Ø800 | | | | ✓ Internal | ✓ External |
| | Ø1000 | | | | ✓ Internal | ✓ Internal |
| PRISMATIC DIFUSSER UGR<19 | | CODE | | | | |
|  | Ø400 | ✓ ITEM CODE + | | 5DIF34534MP | | |
| | Ø600 | | | 5DIF34536MP | | |
| | Ø800 | | | 5DIF34538MP | | |
| | Ø1000 | | | 5DIF345310MP | | |
| RAL COLOUR | | | | | | |
|  | Ø400 | ✓ WHITE ITEM CODE + | | RAL CODE | | |
| | Ø600 | | | | | |
| | Ø800 | | | | | |
| | Ø1000 | | | | | |

Ceiling Lamps



Iluminación de Techo

| ISIA pendant KIT | | SIZE | FINISH | ON/OFF-TRIAC | DALI | RAL |
|---|-----------------------|------|---------------|-----------------|------------|-----|
|  | ⇄ 1.5m (Ø100x20mm) | ○ | 81CON3453B | 81CON3453BDP | + RAL CODE | |
| | | ● | 81CON3453N | 81CON3453NDP | | |
|  | ⇄ 3m (Ø100x20mm) | ○ | 81CON34531B | 81CON34532BDP | + RAL CODE | |
| | | ● | 81CON34531N | 81CON34532NDP | | |
|  | ⇄ 3m (Ø180x25mm) | ○ | 81FLO224T3CTB | 81FLO224T3CTBDP | + RAL CODE | |
| | | ● | 81FLO224T3CTN | 81FLO224T3CTNDP | | |

○ Textured White/Opal - Blanco Texturado/Opal ● Textured Black/Opal - Negro Texturado/Opal

Tunable White



Iluminación de Techo

Studies on circadian cycles that affect natural light temperature changes from dawn to dusk influence people's well-being, getting to reproduce the same light tones in closed environments, such as offices, hospitals and airports, can be beneficial for people. Our Tunable White PCB together with its controllers allow the mixing of warm light and cold light, can reproduce all temperatures from 2700K to 6500K.

Estudios sobre los ciclos circadianos demuestran que los cambios de temperatura de la luz natural desde el amanecer hasta el anochecer, influyen sobre el bienestar de las personas. Conseguir reproducir los mismos tonos de luz en entornos cerrados, como oficinas, hospitales y aeropuertos, puede ser beneficioso para las personas. Nuestras PCB Tunable White junto con sus controladores permiten la mezcla de luz cálida y luz fría, permitiendo reproducir todas las temperaturas desde 2700K hasta 6500K.



Ceiling Lamps

ISIA tunable white CRI>90 IP20 IK00 Metal/Acrylic / Metal/Acrílico





| | FINISH | WATT | LUM | (1) REMOTE CONTROL | (2) APP/VOICE | (3) CASAMBI (*) | SIZE |
|--------|--------|------|-------|-----------------------|------------------|--------------------|------|
| 400mm | ○ | 40W | 3660 | P345343BTWRC | N/A | P345343BTWCA | |
| | ● | | | P345343NTWRC | N/A | P345343NTWCA | |
| 600mm | ○ | 55W | 5250 | P345363BTWRC | P345363BTWAP | P345363BTWCA | |
| | ● | | | P345363NTWRC | P345363NTWAP | P345363NTWCA | |
| 800mm | ○ | 88W | 8440 | P345383BTWRC | P345383BTWAP | P345383BTWCA | |
| | ● | | | P345383NTWRC | P345383NTWAP | P345383NTWCA | |
| 1000mm | ○ | 150W | 12300 | P345393BTWRC | P345393BTWAP | P345393BTWCA | |
| | ● | | | P345393NTWRC | P345393NTWAP | P345393NTWCA | |



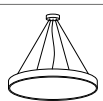
○ Textured White/Opal - Blanco Texturado/Opal ● Textured Black/Opal - Negro Texturado/Opal

*Products on demand - Casambi accessories see pag. 384 / Productos bajo pedido - Accesorios Casambi ver pag. 384



ACCESSORIES SEE PAGE: 384-387

| ISIA ACCESSORIES | | SIZE | |
|---|-------|---------------------|--------------|
| MOTION SENSOR | | CODE | |
|  | Ø400 | ✓ ITEM CODE + | 6DET002 |
| | Ø600 | | |
| | Ø800 | | |
| | Ø1000 | | |
| EMERGENCY | | 1H 6BAT004 | 3H 6BAT005 |
|  | Ø400 | ✓ External | ✓ External |
| | Ø600 | ✓ Internal | ✓ External |
| | Ø800 | ✓ Internal | ✓ External |
| | Ø1000 | ✓ Internal | ✓ Internal |
| PRISMATIC DIFUSSER UGR<19 | | CODE | |
|  | Ø400 | ✓ ITEM CODE + | 5DIF34534MP |
| | Ø600 | | 5DIF34536MP |
| | Ø800 | | 5DIF34538MP |
| | Ø1000 | | 5DIF345310MP |
| RAL COLOUR | | | |
|  | Ø400 | ✓ WHITE ITEM CODE + | RAL CODE |
| | Ø600 | | |
| | Ø800 | | |
| | Ø1000 | | |

| ISIA pendant KIT | SIZE | FINISH | ON/OFF-TRIAC | DALI | RAL |
|---|-----------------------|--------|---------------|-----------------|------------|
|  | ⇆ 1.5m (Ø100x20mm) | ○ | 81CON3453B | 81CON3453BDP | + RAL CODE |
| | | ● | 81CON3453N | 81CON3453NDP | |
|  | ⇆ 3m (Ø100x20mm) | ○ | 81CON34531B | 81CON34532BDP | + RAL CODE |
| | | ● | 81CON34531N | 81CON34532NDP | |
|  | ⇆ 3m (Ø180x25mm) | ○ | 81FLO224T3CTB | 81FLO224T3CTBDP | + RAL CODE |
| | | ● | 81FLO224T3CTN | 81FLO224T3CTNDP | |

○ Textured White/Opal - Blanco Texturado/Opal ● Textured Black/Opal - Negro Texturado/Opal

Ceiling Lamps

Iluminación de Techo

ISIA

Recessed

Iluminación de Techo



Ceiling Lamps



| ISIA Recessed | | CRI>90 | | IP20 | IK07 | | | Metal/Acrylic Metal/Acrílico | | |
|---------------|--------|--------|------|------|----------|------------|------------|---------------------------------|------|------|
| | FINISH | WATT | LUM | K | ON-OFF | (*) TRIAC | DALI/PUSH | | | SIZE |
| 430mm | ○ | 40W | 3660 | 3000 | E345340B | E345340BDT | E345340BDP | E345340BCA | Ø418 | |
| | | | | 4000 | E345341B | E345341BDT | E345340BDP | E345341BCA | | Ø426 |
| 600mm | ○ | 55W | 5250 | 3000 | E345360B | E345360BDT | E345360BDP | E345360BCA | Ø616 | |
| | | | | 4000 | E345361B | E345361BDT | E345361BDP | E345361BCA | | Ø626 |







○ Textured White/Opal - Blanco Texturado/Opal

* To be used exclusively with LED dimming system and only one unit per system / Uso exclusivo para reguladores LED y máximo una unidad por regulador.

** Products on demand - Casambi accessories see pag. 384 / Productos bajo pedido - Accesorios Casambi ver pag. 384



ACCESSORIES SEE PAGE: 384-387

| ISIA ACCESSORIES | | SIZE | | | |
|---|------|---------------|-------------------------|---------------------|---------------------------|
| REMOTE CONTROL | | RECEIVER CODE | | REMOTE CONTROL CODE | |
|  | Ø400 | ✓ | ITEM CODE + XDRVPART008 | + | MULTICANAL XCONTROL001 |
| | Ø600 | | | | MONOCANAL XCONTROL021 |
| SMART CONTROL | | CODE | | | |
|  | Ø400 | ✓ | ITEM CODE + XDRVPART012 | | |
| | Ø600 | | | | |
| MOTION SENSOR | | CODE | | | |
|  | Ø400 | ✓ | ITEM CODE + 6DET002 | | |
| | Ø600 | | | | |
| EMERGENCY | | 1H 6BAT004 | | 3H 6BAT005 | |
|  | Ø400 | ✓ | ITEM CODE + | ✓ External | or ✓ External |
| | Ø600 | | | ✓ Internal | ✓ External |
| PRISMATIC DIFUSSER UGR<19 | | CODE | | | |
|  | | | | 5DIF34534MP | |
| | Ø400 | ✓ | ITEM CODE + | 5DIF34536MP | |
| | Ø600 | | | 5DIF34538MP | |
| | | | | 5DIF345310MP | |
| RAL COLOUR | | | | | |
|  | Ø400 | ✓ | WHITE | | |
| | Ø600 | | ITEM CODE + | RAL CODE | |



LISBOA

Iluminación de Techo



Ceiling Lamps



UP AND DOWN LIGHT





Ceiling Lamps



Iluminación de Techo

LISBOA


NEW



Iluminación de Techo



Ceiling Lamps



Ready to install both options

(Independent Lights for CASAMBI, please consult)

LISBOA ceiling CRI>80 IP20 IK06 incl Metal/Acrylic / Metal/Acrílico

| | FINISH | WATT | LUM | K | ON-OFF | TRIAC (*) | DALI/PUSH | NEW CASAMBI (**) | SIZE |
|-------|--------|-----------------|------------------|------|----------|------------|------------|------------------|------|
| 400mm | | 30W + 5W | 2745 + 460 | 3000 | P385140B | P385140BDT | P385140BDP | P385140BCA | |
| | | | | 4000 | P385141B | P385141BDT | P385141BDP | P385141BCA | |
| | NEW | | | 3000 | P385140N | P385140NDT | P385140NDP | P385140NCA | |
| | | | | 4000 | P385141N | P385141NDT | P385141NDP | P385141NCA | |
| 600mm | | 60W + 8W | 5490 + 735 | 3000 | P385160B | P385160BDT | P385160BDP | P385160BCA | |
| | | | | 4000 | P385161B | P385161BDT | P385161BDP | P385161BCA | |
| | NEW | | | 3000 | P385160N | P385160NDT | P385160NDP | P385160NCA | |
| | | | | 4000 | P385161N | P385161NDT | P385161NDP | P385161NCA | |
| 800mm | | 80W + 12W | 7320 + 915 | 3000 | P385180B | P385180BDT | P385180BDP | P385180BCA | |
| | | | | 4000 | P385181B | P385181BDT | P385181BDP | P385181BCA | |
| | NEW | | | 3000 | P385180N | P385180NDT | P385180NDP | P385180NCA | |
| | | | | 4000 | P385181N | P385181NDT | P385181NDP | P385181NCA | |

Textured White/Opal - Blanco Texturado/Opal Textured Black/Opal - Negro Texturado/Opal

* To be used exclusively with LED dimming system and only one unit per system / Uso exclusivo para reguladores LED y máximo una unidad por regulador.

** Products on demand - Casambi accessories see pag. 384 / Productos bajo pedido - Accesorios Casambi ver pag. 384



ACCESSORIES SEE PAGE: 384-387

| LISBOA ACCESSORIES | | SIZE | | | |
|--------------------|------|---------------|----------------------------|------------------------|------------|
| REMOTE CONTROL | | RECEIVER CODE | | REMOTE CONTROL CODE | |
| | Ø400 | | | MULTICANAL XCONTROL001 | |
| | Ø600 | ✓ | ITEM CODE + XDRVPART008 | + | |
| | Ø800 | | | MONOCANAL XCONTROL021 | |
| SMART CONTROL | | CODE | | | |
| | Ø400 | | | | |
| | Ø600 | ✓ | ITEM CODE + XDRVPART012 | | |
| | Ø800 | | | | |
| MOTION SENSOR | | CODE | | | |
| | Ø400 | | | | |
| | Ø600 | ✓ | ITEM CODE + 6DET002 | | |
| | Ø800 | | | | |
| EMERGENCY | | 1H 6BAT004 | | 3H 6BAT005 | |
| | Ø400 | | ✓ Internal | | ✓ Internal |
| | Ø600 | ✓ | ITEM CODE + ✓ Internal | or | ✓ Internal |
| | Ø800 | | ✓ Internal | | ✓ Internal |
| RAL COLOUR | | | | | |
| | Ø400 | | | | |
| | Ø600 | ✓ | WHITE ITEM CODE + RAL CODE | | |
| | Ø800 | | | | |

Ceiling Lamps

Iluminación de Techo

| LISBOA pendant KIT | | SIZE | FINISH | ON/OFF-TRIAC | DALI | RAL |
|--------------------|--|-----------------------|--------|--------------|---------------|------------|
| 400mm | | ± 2.5m (Ø100x30mm) | ○ | 81CON38514B | 81CON38514BDP | + RAL CODE |
| | | | ● | 81CON38514N | 81CON38514NDP | |
| 600mm | | | ○ | 81CON38516B | 81CON38516BDP | + RAL CODE |
| | | | ● | 81CON38516N | 81CON38516NDP | |
| 800mm | | | ○ | 81CON38518B | 81CON38518BDP | + RAL CODE |
| | | | ● | 81CON38518N | 81CON38518BDP | |

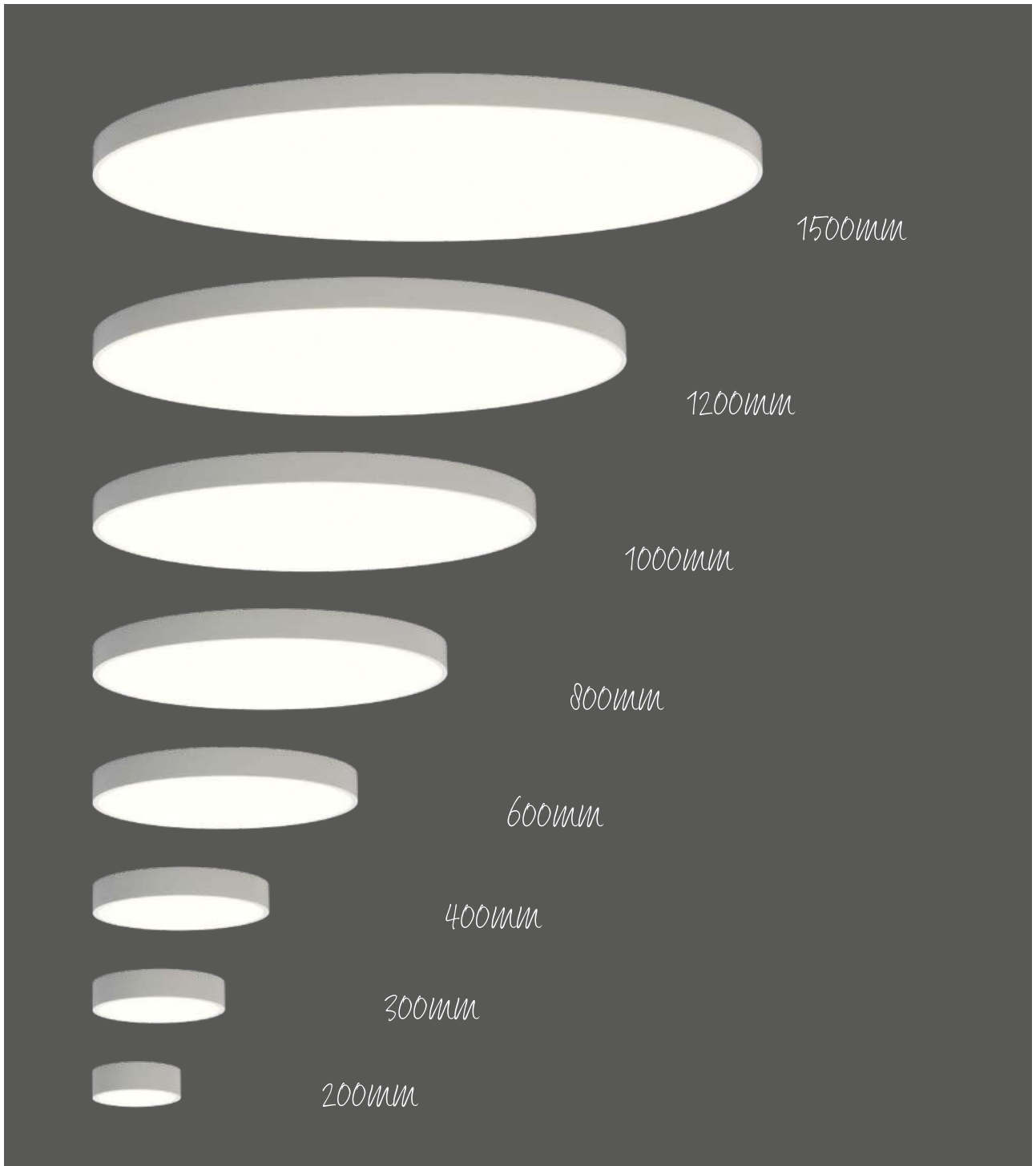
○ Textured White/Opal - Blanco Texturado/Opal ● Textured Black/Opal - Negro Texturado/Opal

LONDON

Iluminación de Techo



Ceiling Lamps



EXTRA FLAT
EXTRA PLANO

50mm





Ceiling Lamps



Iluminación de Techo



LONDON

LONDON ceiling

CRI>80



IP20

IK07







Metal/Acrylic
Metal/Acrílico



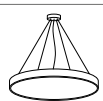
| | FINISH | WATT | LUM | K | ON-OFF | TRIAC | DALI/PUSH | CASAMBI (*) | SIZE |
|--------|--------|------|-------|------|-----------|-------------|-------------|-------------|------|
| 200mm | ○ | 12W | 840 | 3000 | P376020B | - | - | NEW | - |
| | | | | 4000 | P376021B | | | | |
| 200mm | ● | 12W | 840 | 3000 | P376020N | - | - | - | - |
| | | | | 4000 | P376021N | | | | |
| 300mm | ○ | 17W | 1270 | 3000 | P376030B | - | - | - | - |
| | | | | 4000 | P376031B | | | | |
| 300mm | ● | 17W | 1270 | 3000 | P376030N | - | - | - | - |
| | | | | 4000 | P376031N | | | | |
| 400mm | ○ | 22W | 1679 | 3000 | P376040B | - | P376040BDP | P376040BCA | - |
| | | | | 4000 | P376041B | | P376041BDP | P376041BCA | |
| | ● | | | 3000 | P376040N | P376040NDP | P376040NCA | - | |
| | | | | 4000 | P376041N | P376041NDP | P376041NCA | | |
| 600mm | ○ | 42W | 3208 | 3000 | P376060B | - | P376060BDP | P376060BCA | - |
| | | | | 4000 | P376061B | | P376061BDP | P376061BCA | |
| | ● | | | 3000 | P376060N | P376060NDP | P376060NCA | - | |
| | | | | 4000 | P376061N | P376061NDP | P376061NCA | | |
| 800mm | ○ | 72W | 5497 | 3000 | P376080B | - | P376080BDP | P376080BCA | - |
| | | | | 4000 | P376081B | | P376081BDP | P376081BCA | |
| | ● | | | 3000 | P376080N | P376080NDP | P376080NCA | - | |
| | | | | 4000 | P376081N | P376081NDP | P376081NCA | | |
| 1000mm | ○ | 120W | 9161 | 3000 | P3760100B | - | P3760100BDP | P3760100BCA | - |
| | | | | 4000 | P3760101B | | P3760101BDP | P3760101BCA | |
| | ● | | | 3000 | P3760100N | P3760100NDP | P3760100NCA | - | |
| | | | | 4000 | P3760101N | P3760101NDP | P3760101NCA | | |
| 1200mm | ○ | 170W | 13360 | 3000 | P3760120B | - | P3760120BDP | P3760120BCA | - |
| | | | | 4000 | P3760121B | | P3760121BDP | P3760121BCA | |
| | ● | | | 3000 | P3760120N | P3760120NDP | P3760120NCA | - | |
| | | | | 4000 | P3760121N | P3760121NDP | P3760121NCA | | |
| 1500mm | ○ | 260W | 19850 | 3000 | P3760150B | - | P3760150BDP | P3760150BCA | - |
| | | | | 4000 | P3760151B | | P3760151BDP | P3760151BCA | |
| | ● | | | 3000 | P3760150N | P3760150NDP | P3760150NCA | - | |
| | | | | 4000 | P3760151N | P3760151NDP | P3760151NCA | | |

○ Textured White/Opal - Blanco Texturado/Opal ● Textured Black/Opal - Negro Texturado/Opal

* Products on demand - Casambi accessories see pag. 384 / Productos bajo pedido - Accesorios Casambi ver pag. 384

ACCESSORIES SEE PAGE: 384-387

| LONDON ACCESSORIES | | SIZE | | | RECEIVER CODE | REMOTE CONTROL CODE | |
|---|--|-------|---|--------------------|---------------|---------------------------|------------|
|  | | Ø200 | ✗ | | | | |
| | | Ø300 | ✗ | | | | |
| | | Ø400 | ✓ | | | MULTICANAL XCONTROL001 | |
| | | Ø600 | ✓ | | | | |
| | | Ø800 | ✓ | ITEM CODE | + XDRVPART008 | + | |
| | | Ø1000 | ✓ | | | | |
| | | Ø1200 | ✓ | | | MONOCANAL XCONTROL021 | |
| | | Ø1500 | ✓ | | | | |
| MOTION SENSOR | | | | | CODE | | |
|  | | Ø200 | ✗ | | | | |
| | | Ø300 | ✗ | | | | |
| | | Ø400 | ✓ | | | | |
| | | Ø600 | ✓ | | | | |
| | | Ø800 | ✓ | ITEM CODE | + 6DET002 | | |
| | | Ø1000 | ✓ | | | | |
| | | Ø1200 | ✓ | | | | |
| | | Ø1500 | ✓ | | | | |
| EMERGENCY | | | | | 1H 6BAT004 | 3H 6BAT005 | |
|  | | Ø200 | ✓ | | ✓ External | ✓ External | |
| | | Ø300 | ✓ | | ✓ External | ✓ External | |
| | | Ø400 | ✓ | | ✓ External | ✓ External | |
| | | Ø600 | ✓ | | ✓ External | ✓ External | |
| | | Ø800 | ✓ | ITEM CODE | + | or | ✓ External |
| | | Ø1000 | ✓ | | ✓ External | ✓ External | |
| | | Ø1200 | ✓ | | ✓ External | ✓ External | |
| | | Ø1500 | ✓ | | ✓ External | ✓ External | |
| RAL COLOUR | | | | | | | |
|  | | Ø200 | | | | | |
| | | Ø300 | | | | | |
| | | Ø400 | | | | | |
| | | Ø600 | | | | | |
| | | Ø800 | ✓ | WHITE ITEM CODE | + RAL CODE | | |
| | | Ø1000 | | | | | |
| | | Ø1200 | | | | | |
| | | Ø1500 | | | | | |

| Pendant KIT | SIZE | FINISH | ON/OFF-TRIAC | DALI | RAL |
|---|-----------------------|--------|---------------|-----------------|------------|
|  | ⚡ 1.5m (Ø100x20mm) | ○ | 81CON3453B | 81CON3453BDP | + RAL CODE |
| | | ● | 81CON3453N | 81CON3453NDP | |
|  | ⚡ 3m (Ø100x20mm) | ○ | 81CON34531B | 81CON34532BDP | + RAL CODE |
| | | ● | 81CON34531N | 81CON34532NDP | |
|  | ⚡ 3m (Ø180x25mm) | ○ | 81FLO224T3CTB | 81FLO224T3CTBDP | + RAL CODE |
| | | ● | 81FLO224T3CTN | 81FLO224T3CTNDP | |

○ Textured White/Opal - Blanco Texturado/Opal ● Textured Black/Opal - Negro Texturado/Opal

Ceiling Lamps



Iluminación de Techo

TURIN

Iluminación de Techo



Ceiling Lamps



TURIN ceiling

CRI>80



IP20

IK07



incl

Metal/Acrylic
Metal/Acrílico

| | FINISH | WATT | LUM | K | ON-OFF | TRIAC | DALI/PUSH (*) | NEW CASAMBI (**) | SIZE |
|--------|--------|------|------|------|----------|-------|---------------|------------------|------|
| 900mm | ○ | 36W | 2748 | 3000 | P376110B | - | * | P376110BCA | |
| | | | | 4000 | P376111B | - | * | P376111BCA | |
| 1200mm | ○ | 55W | 4197 | 3000 | P376120B | - | * | P376120BCA | |
| | | | | 4000 | P376121B | - | * | P376121BCA | |





○ Textured White/Opal - Blanco Texturado/Opal




* Minimum quantity required 10 units - Cantidad mínima requerida 10 uds.

** Products on demand - Casambi accessories see pag. 384 / Productos bajo pedido - Accesorios Casambi ver pag. 384



ACCESSORIES SEE PAGE: 384-387

| TURIN ACCESSORIES | | SIZE | | | RECEIVER CODE | REMOTE CONTROL CODE |
|---|-------|------|----------------------|-------------|---------------|---------------------------|
|  | Ø900 | ✓ | ITEM CODE + | XDRVPART008 | + | MULTICANAL XCONTROL001 |
| | Ø1200 | ✓ | | | | MONOCANAL XCONTROL021 |
| MOTION SENSOR | | CODE | | | | |
|  | Ø900 | ✓ | ITEM CODE + | 6DET002 | | |
| | Ø1200 | | | | | |
| EMERGENCY | | | | 1H 6BAT004 | 3H 6BAT005 | |
|  | Ø900 | ✓ | | | ✓ External | ✓ External |
| | Ø1200 | ✓ | | | ✓ External | ✓ External |
| RAL COLOUR | | | | | | |
|  | Ø900 | ✓ | WHITE ITEM CODE + | RAL CODE | | |
| | Ø1200 | | | | | |

| Pendant KIT | SIZE | FINISH | ON/OFF-TRIAC | DALI | RAL |
|---|-----------------------|--------|---------------|-----------------|------------|
|  | ↓ 1.5m (Ø100x20mm) | ○ | 81CON3453B | 81CON3453BDP | + RAL CODE |
| | | ● | 81CON3453N | 81CON3453NDP | |
|  | ↓ 3m (Ø100x20mm) | ○ | 81CON34531B | 81CON34532BDP | + RAL CODE |
| | | ● | 81CON34531N | 81CON34532NDP | |
|  | ↓ 3m (Ø180x25mm) | ○ | 81FLO224T3CTB | 81FLO224T3CTBDP | + RAL CODE |
| | | ● | 81FLO224T3CTN | 81FLO224T3CTNDP | |

○ Textured White/Opal - Blanco Texturado/Opal ● Textured Black/Opal - Negro Texturado/Opal



MINSK

Iluminación de Techo



Ceiling Lamps





Ceiling Lamps



Iluminación de Techo

MINSK

Iluminación de Techo

Ceiling Lamps



MINSK ceiling

CRI>80



IP20

IK07



Metal/Acrylic
Metal/Acrílico

| | FINISH | WATT | LUM | K | ON-OFF | TRIAC | DALI/PUSH | NEW CASAMBI (*) | SIZE |
|-------|--------|------|------|-----------------|----------|-------|------------|------------------------|------|
| 400mm | ○ | 22W | 1679 | NEW 3000 | P375840B | - | P375840BDP | P375840BCA | |
| | | | | NEW 4000 | P375841B | - | P375841BDP | P375841BCA | |
| | ● | 42W | 3208 | NEW 3000 | P375840N | - | P375840NDP | P375840NCA | |
| | | | | NEW 4000 | P375841N | - | P375841NDP | P375841NCA | |
| 600mm | ○ | 42W | 3208 | NEW 3000 | P375860B | - | P375860BDP | P375860BCA | |
| | | | | NEW 4000 | P375861B | - | P375861BDP | P375861BCA | |
| | ● | 42W | 3208 | NEW 3000 | P375860N | - | P375860NDP | P375860NCA | |
| | | | | NEW 4000 | P375861N | - | P375861NDP | P375861NCA | |





○ Textured White/Opal - Blanco Texturado/Opal

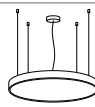
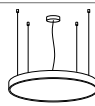

● Textured Black/Opal - Negro Texturado/Opal

* Products on demand - Casambi accessories see pag. 384 / Productos bajo pedido - Accesorios Casambi ver pag. 384



ACCESSORIES SEE PAGE: 384-387

| MINSK ACCESSORIES | | SIZE | | | RECEIVER CODE | REMOTE CONTROL CODE |
|---|------|------|----------------------|-------------|---------------|---------------------------|
|  | Ø400 | ✓ | ITEM CODE + | XDRVPART008 | + | MULTICANAL XCONTROL001 |
| | Ø600 | ✓ | | | | MONOCANAL XCONTROL021 |
| MOTION SENSOR | | | CODE | | | |
|  | Ø400 | ✓ | ITEM CODE + | 6DET002 | | |
| | Ø600 | ✓ | | | | |
| EMERGENCY | | | 1H 6BAT004 | | 3H 6BAT005 | |
|  | Ø400 | ✓ | ✓ External | | or | ✓ External |
| | Ø600 | ✓ | ✓ External | | | ✓ External |
| RAL COLOUR | | | | | | |
|  | Ø400 | ✓ | WHITE ITEM CODE + | RAL CODE | | |
| | Ø600 | | | | | |

| Pendant KIT | SIZE | FINISH | ON/OFF-TRIAC | DALI | RAL |
|---|-----------------------|--------|---------------|-----------------|------------|
|  | ± 1.5m (Ø100x20mm) | ○ | 81CON3453B | 81CON3453BDP | + RAL CODE |
| | | ● | 81CON3453N | 81CON3453NDP | |
|  | ± 3m (Ø100x20mm) | ○ | 81CON34531B | 81CON34532BDP | + RAL CODE |
| | | ● | 81CON34531N | 81CON34532NDP | |
|  | ± 3m (Ø180x25mm) | ○ | 81FLO224T3CTB | 81FLO224T3CTBDP | + RAL CODE |
| | | ● | 81FLO224T3CTN | 81FLO224T3CTNDP | |

○ Textured White/Opal - Blanco Texturado/Opal ● Textured Black/Opal - Negro Texturado/Opal

Ceiling Lamps



Iluminación de Techo

MUNICH

Iluminación de Techo



Ceiling Lamps





Ceiling Lamps



Iluminación de Techo

MUNICH



Iluminación de Techo



Ceiling Lamps

MUNICH ceiling

CRI>80



IP20

IK07




Metal/Acrylic
Metal/Acrílico

| | FINISH | WATT | LUM | K | ON-OFF | TRIAC | DALI/PUSH | NEW CASAMBI (**) | SIZE |
|--------|--------|------|------|------|-----------|-------|-----------|------------------|-------------------|
| 400mm | ○ | 26W | 1983 | 3000 | P375940B | - | * | P375940BCA | 80 □400 |
| | ● | | | | P375940N | - | * | P375940NCA | 80 □400 |
| 600mm | ○ | 52W | 3967 | 3000 | P375960B | - | * | P375960BCA | 80 □600 |
| | ● | | | | P375960N | - | * | P375960NCA | 80 □600 |
| 900mm | ○ | 36W | 2748 | 3000 | P375990B | - | * | P375990BCA | 80 300 900 |
| | | | | 4000 | P375991B | - | * | P375991BCA | |
| | ● | | | 3000 | P375990N | - | * | P375990NCA | |
| | | | | 4000 | P375991N | - | * | P375991NCA | |
| 1200mm | ○ | 55W | 4197 | 3000 | P3759120B | - | * | P3759120BCA | 80 300 1200 |
| | | | | 4000 | P3759121B | - | * | P3759121BCA | |
| | ● | | | 3000 | P3759120N | - | * | P3759120NCA | |
| | | | | 4000 | P3759121N | - | * | P3759121NCA | |

○ Textured White/Opal - Blanco Texturado/Opal ● Textured Black/Opal - Negro Texturado/Opal





* Minimum qty required 10 units - Cantidad mínima requerida 10 uds.

** Products on demand - Casambi accessories see pag. 384 / Productos bajo pedido - Accesorios Casambi ver pag. 384






ACCESSORIES SEE PAGE: 384-387

Ceiling Lamps

| MUNICH ACCESSORIES | | SIZE | | | |
|---|-------|---------------|-------------|---------------------|-------------|
| REMOTE CONTROL | | RECEIVER CODE | | REMOTE CONTROL CODE | |
|  | Ø400 | ✓ ITEM CODE + | XDRVPART008 | + | MULTICANAL |
| | Ø600 | | | | XCONTROL001 |
| | Ø900 | | | | MONOCANAL |
| | Ø1200 | | | | XCONTROL021 |
| MOTION SENSOR | | CODE | | | |
|  | Ø400 | ✓ ITEM CODE + | 6DET002 | | |
| | Ø600 | | | | |
| | Ø900 | | | | |
| | Ø1200 | | | | |
| EMERGENCY | | 1H 6BAT004 | | 3H 6BAT005 | |
|  | Ø400 | ✓ ITEM CODE + | | or | ✓ External |
| | Ø600 | | | | ✓ External |
| | Ø900 | | | | ✓ External |
| | Ø1200 | | | | ✓ External |
| RAL COLOUR | | | | | |
|  | Ø400 | ✓ WHITE | ITEM CODE + | RAL CODE | |
| | Ø600 | | | | |
| | Ø900 | | | | |
| | Ø1200 | | | | |



Iluminación de Techo

| Pendant KIT | SIZE | FINISH | ON/OFF-TRIAC | DALI | RAL |
|---|-----------------------|--------|---------------|-----------------|------------|
|  | ± 1.5m (Ø100x20mm) | ○ | 81CON3453B | 81CON3453BDP | + RAL CODE |
| | | ● | 81CON3453N | 81CON3453NDP | |
|  | ± 3m (Ø100x20mm) | ○ | 81CON34531B | 81CON34532BDP | + RAL CODE |
| | | ● | 81CON34531N | 81CON34532NDP | |
|  | ± 3m (Ø180x25mm) | ○ | 81FLO224T3CTB | 81FLO224T3CTBDP | + RAL CODE |
| | | ● | 81FLO224T3CTN | 81FLO224T3CTNDP | |

○ Textured White/Opal - Blanco Texturado/Opal ● Textured Black/Opal - Negro Texturado/Opal

ALISO

Iluminación de Techo



Ceiling Lamps





Ceiling Lamps



Iluminación de Techo

ALISO

Iluminación de Techo



Ceiling Lamps



Ø800 mm



Ø600 mm



Ø470 mm



NEW



Ø600 mm

Ø800 mm



NEW

| ALISO ceiling | | CRI>80 | ⊕ | IP20 | IK07 | incl | Metal/Acrylic Metal/Acrílico | | |
|---------------|--------|--------|------|------|----------|-------|---------------------------------|---------|------|
| | FINISH | WATT | LUM | K | ON-OFF | TRIAC | DALI/PUSH | CASAMBI | SIZE |
| 470mm | ○ | 40W | 3345 | 3000 | P374270B | - | - | - | |
| | ● | 40W | 3345 | 3000 | P374270N | - | - | - | |
| 600mm | ○ | 55W | 4600 | 3000 | P374290B | - | - | - | |
| | ● | 55W | 4600 | 3000 | P374290N | - | - | - | |
| 800mm | ○ | 75W | 5800 | 3000 | P374220B | - | - | - | |
| | ● | 75W | 5800 | 3000 | P374220N | - | - | - | |

○ Textured White/Opal - Blanco Texturado/Opal ● Textured Black/Opal - Negro Texturado/Opal

| ALISO pendant | | CRI>80 | ⊕ | IP20 | IK07 | incl | Metal/Acrylic Metal/Acrílico | | |
|---------------|--------|--------|------|------|-----------|-------|---------------------------------|--------------|------|
| | FINISH | WATT | LUM | K | ON-OFF | TRIAC | DALI/PUSH | CASAMBI (**) | SIZE |
| 600mm | ○ | 55W | 4600 | 3000 | C374290B | - | - | NEW | |
| | ● | 55W | 4600 | 3000 | C374290N | - | - | - | |
| 800mm | ○ | 75W | 5800 | 3000 | C3742220B | * | * | C3742220BCA | |
| | ● | 75W | 5800 | 3000 | C3742220N | * | * | C3742220NCA | |

○ Textured White/Opal - Blanco Texturado/Opal ● Textured Black/Opal - Negro Texturado/Opal

* Minimum qty required 10 units - Cantidad mínima requerida 10 uds.

* Products on demand - Casambi accessories see pag. 384 / Productos bajo pedido - Accesorios Casambi ver pag. 384

ACCESSORIES SEE PAGE: 387

| ALISO ACCESSORIES | SIZE |
|-------------------|-------------------------------|
| RAL COLOUR | |
| | Ø470 Ø600 ✓ Ø800 |
| | WHITE ITEM CODE + RAL CODE |

GRACE

Iluminación de Techo



Ceiling Lamps





GRACE



Iluminación de Techo



Ceiling Lamps

| GRACE ceiling | | CRI>80 | | IP20 | IK05 | | | Metal/Acrylic Metal/Acrílico | |
|---------------|--------|--------|------|----------|----------|------------|------------|---------------------------------|------|
| | FINISH | WATT | LUM | K | ON-OFF | TRIAC (*) | DALI/PUSH | NEW CASAMBI (**) | SIZE |
| 480mm | ○ | 40W | 3450 | 3000 | P384810B | P384810BDT | P384810BDP | P384810BCA | |
| | | | | NEW 4000 | P384811B | P384811BDT | P384811BDP | P384811BCA | |
| | NEW ● | 40W | 3450 | 3000 | P384810N | P384810NDT | P384810NDP | P384810NCA | |
| | | | | 4000 | P384811N | P384811NDT | P384811NDP | P384811NCA | |
| 580mm | ○ | 50W | 4250 | 3000 | P384820B | P384820BDT | P384820BDP | P384820BCA | |
| | | | | NEW 4000 | P384821B | P384821BDT | P384821BDP | P384821BA | |
| | NEW ● | 50W | 4250 | 3000 | P384820N | P384820NDT | P384820NDP | P384820NCA | |
| | | | | 4000 | P384821N | P384821NDT | P384821NDP | P384821NCA | |
| 780mm | ○ | 80W | 6800 | 3000 | P384830B | P384830BDT | P384830BDP | P384830BCA | |
| | | | | NEW 4000 | P384831B | P384831BDT | P384831BDP | P384831BCA | |
| | NEW ● | 80W | 6800 | 3000 | P384830N | P384830NDT | P384830NDP | P384830NCA | |
| | | | | 4000 | P384831N | P384831NDT | P384831NDP | P384831NCA | |

○ Textured White/Opal - Blanco Texturado/Opal ● Textured Black/Opal - Negro Texturado/Opal

* To be used exclusively with LED dimming system and only one unit per system / Uso exclusivo para reguladores LED y máximo una unidad por regulador.

** Products on demand - Casambi accessories see pag. 384 / Productos bajo pedido - Accesorios Casambi ver pag. 384

| GRACE pendant | | CRI>80 | | IP20 | IK05 | | | Metal/Acrylic Metal/Acrílico | |
|---------------|--------|--------|------|----------|----------|------------|------------|---------------------------------|------|
| | FINISH | WATT | LUM | K | ON-OFF | TRIAC (*) | DALI/PUSH | NEW CASAMBI (**) | SIZE |
| 580mm | ○ | 50W | 4250 | 3000 | C384820B | C384820BDT | C384820BDP | C384820BCA | |
| | | | | NEW 4000 | C384821B | C384821BDT | C384821BDP | C384821BCA | |
| | NEW ● | 50W | 4250 | 3000 | C384820N | C384820NDT | C384820NDP | C384820NCA | |
| | | | | 4000 | C384821N | C384821NDT | C384821NDP | C384821NCA | |
| 780mm | ○ | 80W | 6800 | 3000 | C384830B | C384830BDT | C384830BDP | C384830BCA | |
| | | | | NEW 4000 | C384831B | C384831BDT | C384831BDP | C384831BCA | |
| | NEW ● | 80W | 6800 | 3000 | C384830N | C384830NDT | C384830NDP | C384830NCA | |
| | | | | 4000 | C384831N | C384831NDT | C384831NDP | C384831NCA | |
| 980mm | ○ | 100W | 8150 | 3000 | C384840B | C384840BDT | C384840BDP | C384840BCA | |
| | | | | NEW 4000 | C384841B | C384841BDT | C384841BDP | C384841BCA | |
| | NEW ● | 100W | 8150 | 3000 | C384840N | C384840NDT | C384840NDP | C384840NCA | |
| | | | | 4000 | C384841N | C384841NDT | C384841NDP | C384841NCA | |

○ Textured White/Opal - Blanco Texturado/Opal ● Textured Black/Opal - Negro Texturado/Opal

* To be used exclusively with LED dimming system and only one unit per system / Uso exclusivo para reguladores LED y máximo una unidad por regulador.

** Products on demand - Casambi accessories see pag. 384 / Productos bajo pedido - Accesorios Casambi ver pag. 384

GRACE







Ceiling Lamps



Iluminación de Techo

ACCESSORIES SEE PAGE: 384-387

| GRACE ACCESSORIES | | SIZE | | | | |
|---|--|------|---------------|-----------------------|---------------------------|-----------------------|
| REMOTE CONTROL | | | RECEIVER CODE | | REMOTE CONTROL CODE | |
|  | | Ø480 | | | MULTICANAL XCONTROL001 | |
| | | Ø580 | ✓ | ITEM CODE + | XDRVPART008 + | |
| | | Ø780 | | | MONOCANAL XCONTROL021 | |
| | | Ø980 | | | | |
| SMART CONTROL | | | CODE | | | |
|  | | Ø480 | | | | |
| | | Ø580 | ✓ | ITEM CODE + | XDRVPART012 | |
| | | Ø780 | | | | |
| | | Ø980 | | | | |
| EMERGENCY | | | 1H 6BAT004 | | 3H 6BAT005 | |
|  | | Ø480 | | CEILING / PENDANT | CEILING / PENDANT | |
| | | Ø580 | | ✓ Internal ✓ External | ✓ Internal ✓ External | |
| | | Ø780 | ✓ | ITEM CODE + | or | ✓ Internal ✓ External |
| | | Ø980 | | ✓ Internal ✓ External | ✓ Internal ✓ External | |
| RAL COLOUR | | | | | | |
|  | | Ø480 | | | | |
| | | Ø580 | | WHITE | | |
| | | Ø780 | ✓ | ITEM CODE + | RAL CODE | |
| | | Ø980 | | | | |


DILGA

Iluminación de Techo



Ceiling Lamps





Ceiling Lamps



Iluminación de Techo

DILGA

Iluminación de Techo



CeilingLamps



DILGA ceiling

CRI>80



IP20

IK06



Metal/Acrylic
Metal/Acrílico

| | FINISH | WATT | LUM | K | ON-OFF | TRIAC (*) | DALI/PUSH | NEW CASAMBI (**) | SIZE |
|-------|--------|------|------|------|----------|------------|------------|------------------|------|
| 450mm | ○ | 27W | 2100 | 3000 | P345010B | P345010BDT | P345010BDP | P345010BCA | |
| | ● | | | | P345010N | P345010NDT | P345010NDP | P345010NCA | |
| 600mm | ○ | 48W | 3730 | 3000 | P345020B | P345020BDT | P345020BDP | P345020BCA | |
| | ● | | | | P345020N | P345020NDT | P345020NDP | P345020NCA | |
| 900mm | ○ | 126W | 9800 | 3000 | P345040B | P345040BDT | P345040BDP | P345040BCA | |
| | ● | | | | P345040N | P345040NDT | P345040NDP | P345040NCA | |

○ Textured White/Opal - Blanco texturado/Opal ● Textured Black/Opal - Negro texturado/Opal

* To be used exclusively with LED dimming system and only one unit per system / Uso exclusivo para reguladores LED y máximo una unidad por regulador.

** Products on demand - Casambi accessories see pag. 384 / Productos bajo pedido - Accesorios Casambi ver pag. 384



Ceiling Lamps




Iluminación de Techo

ACCESSORIES SEE PAGE: 384-387

| DILGA ceiling ACCESSORIES | | SIZE | | | |
|---------------------------|------|---------------|-------------------------|---------------------------|--------------------------|
| REMOTE CONTROL | | RECEIVER CODE | | REMOTE CONTROL CODE | |
| | Ø450 | | | MULTICANAL XCONTROL001 | |
| | Ø600 | ✓ | ITEM CODE + XDRVPART008 | + | |
| | Ø900 | | | | MONOCANAL XCONTROL021 |
| SMART CONTROL | | CODE | | | |
| | Ø450 | | | | |
| | Ø600 | ✓ | ITEM CODE + XDRVPART012 | | |
| | Ø900 | | | | |
| EMERGENCY | | 1H 6BAT004 | | 3H 6BAT005 | |
| | Ø450 | | ✓ Internal | | ✓ Internal |
| | Ø600 | ✓ | ITEM CODE + | ✓ Internal | or ✓ Internal |
| | Ø900 | | | ✓ Internal | ✓ Internal |
| RAL COLOUR | | | | | |
| | Ø450 | | | | |
| | Ø600 | ✓ | WHITE ITEM CODE + | RAL CODE | |
| | Ø900 | | | | |

DILGA

Iluminación de Techo



CeilingLamps

DILGA pendant

CRI>80



IP20

IK06



Metal/Acrylic
Metal/Acrílico

| | FINISH | WATT | LUM | K | ON-OFF | TRIAC (*) | DALI/PUSH | NEW CASAMBI (**) | SIZE |
|--------|--------|------|-------|------|----------|------------|------------|------------------|------|
| 450mm | ○ | 27W | 2100 | 3000 | C345010B | C345010BDT | C345010BDP | C345010BCA | |
| | ● | | | | C345010N | C345010NDT | C345010NDP | C345010NCA | |
| 600mm | ○ | 48W | 3730 | 3000 | C345020B | C345020BDT | C345020BDP | C345020BCA | |
| | ● | | | | C345020N | C345020NDT | C345020NDP | C345020NCA | |
| 900mm | ○ | 126W | 9800 | 3000 | C345040B | C345040BDT | C345040BDP | C345040BCA | |
| | ● | | | | C345040N | C345040NDT | C345040NDP | C345040NCA | |
| 1100mm | ○ | 144W | 11200 | 3000 | C345050B | C345050BDT | C345050BDP | C345050BCA | |
| | ● | | | | C345050N | C345050NDT | C345050NDP | C345050NCA | |
| 1350mm | ○ | 168W | 13100 | 3000 | C345060B | C345060BDT | C345060BDP | C345060BCA | |
| | ● | | | | C345060N | C345060NDT | C345060NDP | C345060NCA | |





○ Textured White/Opal - Blanco Texturado/Opal ● Textured Black/Opal - Negro Texturado/Opal

* To be used exclusively with LED dimming system and only one unit per system / Uso exclusivo para reguladores LED y máximo una unidad por regulador.

** Products on demand - Casambi accessories see pag. 384 / Productos bajo pedido - Accesorios Casambi ver pag. 384



ACCESSORIES SEE PAGE: 384-387

| DILGA pendant ACCESSORIES | | SIZE | | | |
|---|--|-------|---------------------------|----------------------------|---------------|
| REMOTE CONTROL | | | RECEIVER CODE | REMOTE CONTROL CODE | |
|  | | Ø450 | | | |
| | | Ø600 | | MULTICANAL XCONTROL001 | |
| | | Ø900 | ✓ ITEM CODE + XDRVPART008 | + MONOCANAL XCONTROL021 | |
| | | Ø1100 | | | |
| | | Ø1350 | | | |
| SMART CONTROL | | | CODE | | |
|  | | Ø450 | | | |
| | | Ø600 | | | |
| | | Ø900 | ✓ ITEM CODE + XDRVPART012 | | |
| | | Ø1100 | | | |
| | | Ø1350 | | | |
| EMERGENCY | | | 1H 6BAT004 | 3H 6BAT005 | |
|  | | Ø450 | ✓ External | ✓ External | |
| | | Ø600 | ✓ External | ✓ External | |
| | | Ø900 | ✓ ITEM CODE + | ✓ External | or ✓ External |
| | | Ø1100 | | ✓ External | ✓ External |
| | | Ø1350 | | ✓ External | ✓ External |
| RAL COLOUR | | | | | |
|  | | Ø450 | | | |
| | | Ø600 | | | |
| | | Ø900 | ✓ WHITE ITEM CODE + | RAL CODE | |
| | | Ø1100 | | | |
| | | Ø1350 | | | |

KOE smart

Iluminación de Techo



CeilingLamps



VOICE CONTROL



SMART home



You need a 2.4GHz Wireless Router / Se necesita una Red Wifi 2.4GHz



Ceiling Lamps



Iluminación de Techo

AVAILABLE IN 2 VERSIONS
SMART CONTROL & ON - OFF

DISPONIBLE EN 2 VERSIONES
CONTROL INTELIGENTE Y ON-OFF



| | | | | | | | |
|-----|--------|--|------|------|--|------|-------------------------------|
| KOE | CRI>80 | | IP43 | IK07 | | incl | Acrylic/PMMA Acrílico/PMMA |
|-----|--------|--|------|------|--|------|-------------------------------|

| | FINISH | WATT | LUM | | K | SMART | ON-OFF | SIZE |
|-------|--------|------|------|--|------|----------|-----------|------|
| 480mm | | 36W | 4400 | | | P385243B | - | |
| | | | | | 3000 | - | P3852401B | |
| 600mm | | 45W | 5500 | | | P385263B | - | |
| | | | | | 3000 | - | P3852601B | |

Textured White - Blanco Texturado

WARM LIGHT

NEUTRAL LIGHT

COLD LIGHT



Iluminación de Techo



CeilingLamps




COLOUR TEMPERATURE CHANGEABLE AND DIMMABLE
TEMPERATURA DE COLOR REGULABLE Y DIMABLE

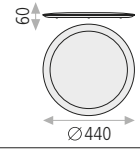
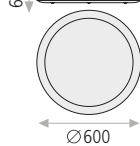


Ceiling Lamps



Iluminación de Techo

IMAX CRI>80 \oplus IP20 IK06   incl Metal/Acrylic Metal/Acrílico

| | FINISH | WATT | LUM | K | ON-OFF | SIZE |
|-------|--------|------|------|----------------|----------|---|
| 440mm | ○ | 32W | 1800 | 3000 4000 6000 | P382363B |  |
| | ● | | | | P382363N | |
| 600mm | ○ | 46W | 2850 | 3000 4000 6000 | P382393B |  |
| | ● | | | | P382393N | |

○ Textured White - Blanco Texturado ● Textured Black - Negro Texturado

MADISON

Iluminación de Techo



CeilingLamps





Ceiling Lamps

AVAILABLE IN 3 VERSIONS

ON-OFF, MOTION SENSOR & EMERGENCY
(WITH LIGHT TEMPERATURE DIP SWITCH)

DISPONIBLE EN 3 VERSIONES

ON-OFF, SENSOR MOVIMIENTO Y EMERGENCIA
(CON SELECTOR DE COLOR DIP SWITCH)



SELECT COLOUR
3000K 4000K 6500K



1. ON-OFF

2. EMERGENCY



3h.
Time
Tiempo



EMERGENCY

3. SENSOR



Motion sensor
Sensor de movimiento



5s-30 min.
Hold time
de espera



6 m. max.
Mounting height
Altura de montaje



Automatic On/Off
Encendido automático



1 - 6 m.
Detection zone
Zona de detección



10 - 2000 lux
Light sensor
Sensor de luminosidad

| MADISON | | CRI>80 | IP54 | IK07 | incl | | Acrylic Acrílico |
|---------|------|--------|----------------|-----------|------------|---|------------------|
| FINISH | WATT | LUM | K | 1. ON-OFF | 2. SENSOR | 3. EMERGENCY | SIZE |
| ○ | 24W | 1989 | 3000 4000 6500 | P349713B | P349713BMS | P349713BEM NEW | Ø 280 x 62 |

○ White - Blanco

Iluminación de Techo

SQUARE

Iluminación de Techo



CeilingLamps



SQUARE



Ceiling Lamps



Iluminación de Techo

AVAILABLE IN 2 VERSIONS


ON-OFF & MOTION SENSOR
(WITH LIGHT TEMPERATURE DIP SWITCH)

DISPONIBLE EN 2 VERSIONES

ON-OFF & SENSOR MOVIMIENTO
(CON SELECTOR DE COLOR DIP SWITCH)



SELECT COLOUR



3000K 4000K 6500K



1. ON-OFF

2. SENSOR



Motion sensor
Sensor de movimiento



5s-30 min.
Hold time/Tiempo de espera



6 m. max.
Mounting height
Altura de montaje



Automatic On/Off
Encendido automático



1 - 6 m.
Detection zone
Zona de detección



10 - 2000 lux
Light sensor
Sensor de luminosidad

| SQUARE | | CRI>80 | | IP54 | IK07 | | | Acrylic Acrílico |
|--------|------|--------|----------------|-----------|--------------------------|------|--|---------------------|
| FINISH | WATT | LUM | K | 1. ON-OFF | 2. SENSOR | SIZE | | |
| ○ | 24W | 1989 | 3000 4000 6500 | P351213B | NEW P351213BMS | | | |

○ White - Blanco

ANGUS

Iluminación de Techo



CeilingLamps



| ANGUS | | CRI>80 | ⊕ | IP20 | IK07 | | | Metal/Acrylic Metal/Acrílico |
|-------|--------|--------|------|------|----------|-------|-----------|---------------------------------|
| | FINISH | WATT | LUM | K | ON-OFF | TRIAC | DALI/PUSH | SIZE |
| 400mm | ○ | 40W | 2900 | 3000 | P344760B | - | * | |
| | | | | 4000 | P344761B | - | * | |
| 600mm | ○ | 70W | 4000 | 3000 | P344770B | - | * | |
| | | | | 4000 | P344771B | - | * | |

○ Opal/White - Opal/Blanco

* Minimum qty required 10 units - Cantidad mínima requerida 10 uds.



Ceiling Lamps



Iluminación de Techo

| ATEN | | CRI>80 | ⊕ | IP20 | IK01 | | | Metal/Acrylic Metal/Acrílico |
|-------------|------|--------|------|------------|-------|-----------|------|---------------------------------|
| FINISH | WATT | LUM | K | ON-OFF | TRIAC | DALI/PUSH | SIZE | |
| ○ | 36W | 4000 | 3000 | P37066100P | - | - | 85 | |
| | | | 4000 | P37066110P | - | - | Ø400 | |

○ Opal/White - Opal/Blanco

DINS

NEW

Iluminación de Techo



CeilingLamps





DINS CRI>80 IP44 IK01 incl Metal/Double Layer Glass Metal/Cristal Doble Capa

| | FINISH | LAMP | WATT | LUM | K | ON-OFF | TRIAC | DALI/PUSH | SIZE |
|-------|--------|-----------|------|------|--------------|-------------------------|--------|-----------|------|
| 260mm | | 2xE27 LED | - | - | - | P03952B | | | |
| | ○ | - | 18W | 1890 | 3000 4000 | P039520BCL P03952BCL | - - | - - | |
| | | 2xE27 LED | - | - | - | P03952NMS | | | |
| | ● | - | 18W | 1890 | 3000 4000 | P039520NSL P03952NSL | - - | - - | |
| | | 2xE27 LED | - | - | - | P03952N | | | |
| | ● | - | 18W | 1890 | 3000 4000 | P039520NL P039521NL | - - | - - | |
| 320mm | | 2xE27 LED | - | - | - | P03953B | | | |
| | ○ | - | 24W | 2520 | 3000 4000 | P03953BSL P03953BL | - - | - - | |
| | | 2xE27 LED | - | - | - | P03953NMS | | | |
| | ● | - | 24W | 2520 | 3000 4000 | P03953NMSL P03953NSL | - - | - - | |
| | | 2xE27 LED | - | - | - | P03953N | | | |
| | ● | - | 24W | 2520 | 3000 4000 | P039530NL P039531NL | - - | - - | |




○ White/Opal - Blanco/Opal ● Satin Nickel/Opal - Níquel Satindo/Opal ● Black/Opal - Negro/Opal

MOON

Iluminación de Techo



Ceiling Lamps





| MOON | | CRI>80 | | IP44 | IK01 | | incl | Metal/Double Layer Glass Metal/Cristal Doble Capa | |
|-------|--------|-----------|------|------|--------------|--------------------------|--------|--|------|
| | FINISH | LAMP | WATT | LUM | K | ON-OFF | TRIAC | DALI/PUSH | SIZE |
| 190mm | | 1xG9 LED | | | | P09691OP | | | |
| | ○ | - | 12W | 1100 | 3000 4000 | P096910OP P096911OP | - | - | |
| | | | | | | | | | |
| 280mm | | 2xE27 LED | | | | P09692OP | | | |
| | ○ | - | 18W | 1890 | 3000 4000 | P096920OPL P09692OPL | - | - | |
| | | | | | | | | | |
| 350mm | | 2xE27 LED | | | | P09693OP | - | - | |
| | ○ | - | 24W | 2520 | 3000 4000 | P096930OPL P09693OPL | * * | * * | |
| | | | | | | | | | |
| 500mm | | 3xE27 LED | | | | P09697OP | - | - | |
| | ○ | - | 36W | 4000 | 3000 4000 | P096970OPL P096971OPL | * * | * * | |
| | | | | | | | | | |

○ Opal - Opal

* Minimum qty required 10 units - Cantidad mínima requerida 10 uds.

LINA

Iluminación de Techo



Ceiling Lamps



| LINA | | | IP44 | IK01 | | Metal/Double Layer Glass Metal/Cristal Doble Capa |
|-------|--------|-----------|----------|------|--|--|
| | FINISH | LAMP | ON-OFF | SIZE | | |
| 250mm | ○ | 2xE27 LED | P34722NS | 85 | | Pag. 388 |
| 300mm | ○ | 2xE27 LED | P34723NS | 95 | | |

○ Opal/Satin Nickel - Opal/Níquel Satinado



Ceiling Lamps



Iluminación de Techo

| LIVE | | CRI>80 | ⊕ | IP20 | IK01 | ☐ | incl | Metal/Glass Metal/Cristal | |
|-------|--------|--------|------|------|------------|----------------------|------|------------------------------|--|
| | FINISH | WATT | LUM | K | ON-OFF | SIZE | | | |
| 380mm | ● | 28W | 2550 | 3000 | P363150OPL | 75 ↑ ↓ Ø380 | | | |
| 520mm | ● | 54W | 5000 | 3000 | P363170OPL | 85 ↑ ↓ Ø520 | | | |

● Opal/Chrome - Opal/Cromo

SHIITAKE

Iluminación de Techo



Ceiling Lamps



SHIITAKE ceiling

CRI>80



IP20

IK05



Incl

Metal/Acrylic
Metal/Acrílico

| FINISH | WATT | LUM | K | ON-OFF | TRIAC | DALI/PUSH | SIZE |
|--------|------|------|------|-----------|-------|-----------|------|
| ● | 56W | 4560 | 3000 | P374060NO | - | - | |

● Black/Gold - Negro/Oro



Ceiling Lamps



Iluminación de Techo

SHIITAKE pendant

CRI>80



IP20

IK05



Metal/Acrylic
Metal/Acrílico

| FINISH | WATT | LUM | K | ON-OFF | TRIAC | DALI/PUSH | SIZE |
|--------|------|------|------|------------|-------|-----------|------|
| ● | 50W | 4150 | 3000 | C3740190NO | - | - | |

● Black/Gold - Negro/Oro

KALI

Iluminación de Techo



Ceiling Lamps



KALI wall IP20 IK00 Metal/Glass
Metal/Cristal

| FINISH | LAMP | ON-OFF | SIZE |
|--------|-----------|-----------|------|
| ● | 1xE14 LED | A164121OP | |

● Chrome Opal - Cromo/Opal

KALI ceiling IP20 IK00 Metal/Glass
Metal/Cristal

| FINISH | LAMP | ON-OFF | SIZE |
|--------|-----------|----------|------|
| ● | 2xE27 LED | P04124OP | |

● Chrome Opal - Cromo/Opal



Pendant Lamps

Colgantes



Collections

Colecciones



Table Lamps

Sobremesas



Floor Lamps

Pies

TIGA

Colgantes



Pendant Lamps



| TIGA | | ⊕ IP20 IK06 | ☐ | ⊗ | Metal Metal |
|--------|-----------|-------------|------|---|----------------|
| FINISH | LAMP | ON-OFF | SIZE | | |
| ○○ | 1xE27 LED | C370741B | | | |
| ○● | | C370741BOT | | | |
| ●○ | | C370741N | | | |
| ●● | | C370741NOT | | | |



○○ White/White - Blanco/Blanco ●○ Black/White - Negro/Blanco
 ○● White/Tech. Gold - Blanco/Oro Técnico ●● Black/Tech. Gold - Negro/Oro Técnico



Pendant Lamps



Colgantes



Elige tu color RAL y consúltanos
Choose your RAL colour and consult us

Productos personalizables a partir de 25 unidades
Customised items for MOQ of 25 units



Pag. 388

- Oyster White/Text. Black - Blanco Perla/Negro Text. (RAL 1013)
- Jet Black/Text. Black - Negro Intenso/Negro Text. (RAL 9005)
- Brilliant Blue/Text. Black - Azul Brillante/Negro Text. (RAL 5007)
- Traffic Grey B/Text. Black - Gris Tráfico B/Negro Text. (RAL 7033)
- Sand Yellow/Text. Black - Amarillo Arena/Negro Text. (RAL 1002)

TURKANA



IP20 IK05



Aluminium
Aluminio

| FINISH | LAMP | ON-OFF | SIZE |
|--------|-----------|------------|------|
| ○ | 1xE27 LED | C390816BB | |
| ● | | C390816BN | |
| ● | | C390816BAZ | |
| ● | | C390816BGR | |
| ● | | C390816BMA | |

EVELYN

Colgantes



Pendant Lamps



EVELYN



IP20 IK05



Aluminium
Aluminio

| FINISH | LAMP | ON-OFF | SIZE |
|--------|-----------|------------|------|
| ○ | 1xE27 LED | C390645BB | |
| ● | | C390645BN | |
| ● | | C390645BAZ | |
| ● | | C390645BGR | |
| ● | | C390645BMA | |



Elige tu color RAL y consúltanos
Choose your RAL colour and consult us

Productos personalizables a partir de 25 unidades
Customised items for MOQ of 25 units

- Oyster White/Text. Black - Blanco Perla/Negro Text. (RAL 1013)
- Jet Black/Text. Black - Negro Intenso/Negro Text. (RAL 9005)
- Brilliant Blue/Text. Black - Azul Brillante/Negro Text. (RAL 5007)
- Traffic Grey B/Text. Black - Gris Tráfico B/Negro Text. (RAL 7033)
- Sand Yellow/Text. Black - Amarillo Arena/Negro Text. (RAL 1002)

LED BULBS



Pag. 388




Pendant Lamps



Colgantes



JARVIS  IP20 IK06   Metal Metal

| FINISH | LAMP | ON-OFF | SIZE |
|--------|-----------|----------|---|
| ○ | 1xE27 LED | C370841B |  |
| ● | | C370841N | |



○ Textured White - Blanco Texturado ● Textured Black - Negro Texturado

BALI

Colgantes



Pendant Lamps



BALI



IP20 IK05



Aluminium
Aluminio

| FINISH | LAMP | ON-OFF | SIZE |
|--------|-----------|------------|------|
| ○ | 1xE27 LED | C390912BB | |
| ● | | C390912BN | |
| ● | | C390912BAZ | |
| ● | | C390912BGR | |
| ● | | C390912BMA | |



Elige tu color RAL y consúltanos
Choose your RAL colour and consult us

Productos personalizables a partir de 25 unidades
Customised items for MOQ of 25 units

- Oyster White/Text. Black - Blanco Perla/Negro Text. (RAL 1013)
- Jet Black/Text. Black - Negro Intenso/Negro Text. (RAL 9005)
- Brilliant Blue/Text. Black - Azul Brillante/Negro Text. (RAL 5007)
- Traffic Grey B/Text. Black - Gris Tráfico B/Negro Text. (RAL 7033)
- Sand Yellow/Text. Black - Amarillo Arena/Negro Text. (RAL 1002)

LED BULBS



Pag. 388



Elige tu color RAL y consúltanos
Choose your RAL colour and consult us

Productos personalizables a partir de 25 unidades
Customised items for MOQ of 25 units



- Oyster White/Text. Black - Blanco Perla/Negro Text. (RAL 1013)
- Jet Black/Text. Black - Negro Intenso/Negro Text. (RAL 9005)
- Brilliant Blue/Text. Black - Azul Brillante/Negro Text. (RAL 5007)
- Traffic Grey B/Text. Black - Gris Tráfico B/Negro Text. (RAL 7033)
- Sand Yellow/Text. Black - Amarillo Arena/Negro Text. (RAL 1002)

GARY



IP20 IK05



Aluminium
Aluminio

| FINISH | LAMP | ON-OFF | SIZE |
|--------|-----------|------------|------|
| ○ | | C390732BB | |
| ● | | C390732BN | |
| ● | 1xE27 LED | C390732BAZ | |
| ● | | C390732BGR | |
| ● | | C390732BMA | |

DAMA

Colgantes



Pendant Lamps



Design by
NACHO TIMÓN



Pendant Lamps






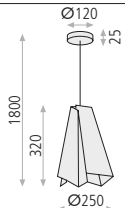
Colgantes

Elige tu color RAL y consúltanos
Choose your RAL colour and consult us

Productos personalizables a partir de 25 unidades
Customised items for MOQ of 25 units



DAMA  IP20 IK06   Metal Metal

| FINISH | LAMP | ON-OFF | SIZE |
|--------|-----------|----------|---|
| ○ ○ | 1xE27 LED | C8177B |  |
| ● ○ | | C8177BGR | |



○ ○ Oyster White - Blanco Perla (RAL 1013)

● ○ Traffic Grey B/Oyster White - Gris TráficoB/Blanco Perla (RAL 7043)/(RAL 1013)

KRABI-S

Colgantes



Pendant Lamps



KRABI-S



IP20

IK05



Aluminium
Aluminio

| FINISH | LAMP | ON-OFF | SIZE |
|--------|-----------|------------|------|
| ○ | 1xE27 LED | C391025BB | |
| ● | | C391025BN | |
| ● | | C391025BAZ | |
| ● | | C391025BGR | |
| ● | | C391025BMA | |



Elige tu color RAL y consúltanos
Choose your RAL colour and consult us

Productos personalizables a partir de 25 unidades
Customised items for MOQ of 25 units

- Oyster White/Text. Black - Blanco Perla/Negro Text. (RAL 1013)
- Jet Black/Text. Black - Negro Intenso/Negro Text. (RAL 9005)
- Brilliant Blue/Text. Black - Azul Brillante/Negro Text. (RAL 5007)
- Traffic Grey B/Text. Black - Gris Tráfico B/Negro Text. (RAL 7033)
- Sand Yellow/Text. Black - Amarillo Arena/Negro Text. (RAL 1002)

LED BULBS



Pag. 388



Pendant Lamps



Colgantes

Elige tu color RAL y consúltanos
Choose your RAL colour and consult us

Productos personalizables a partir de 25 unidades
Customised items for MOQ of 25 units



Pag. 388

- Oyster White/Text. Black - Blanco Perla/Negro Text. (RAL 1013)
- Jet Black/Text. Black - Negro Intenso/Negro Text. (RAL 9005)
- Brilliant Blue/Text. Black - Azul Brillante/Negro Text. (RAL 5007)
- Traffic Grey B/Text. Black - Gris Tráfico B/Negro Text. (RAL 7033)
- Sand Yellow/Text. Black - Amarillo Arena/Negro Text. (RAL 1002)

KRABI-L



IP20 IK05



Aluminium
Aluminio

| FINISH | LAMP | ON-OFF | SIZE |
|--------|-----------|------------|------|
| ○ | | C391039BB | |
| ● | | C391039BN | |
| ● | 1xE27 LED | C391039BAZ | |
| ● | | C391039BGR | |
| ● | | C391039BMA | |

Colgantes



Pendant Lamps



| NINTU | | | | ⊕ | IP20 | IK06 | ☐ | ⊗ | Metal Metal |
|--------------|-----------|---------|------|---|------|------|---|---|----------------|
| FINISH | LAMP | ON-OFF | SIZE | | | | | | |
| ○ | 1xE27 LED | C34331B | | | | | | | |



○ White - Blanco

| INARI | | | | ⊕ | IP20 | IK06 | ☐ | ⊗ | Metal Metal |
|--------------|-----------|---------|------|---|------|------|---|---|----------------|
| FINISH | LAMP | ON-OFF | SIZE | | | | | | |
| ○ | 1xE27 LED | C34341B | | | | | | | |

○ White - Blanco

WALLIS



Pendant Lamps

TANA



Colgantes

| TANA | | | |
|--------|-----------|---------|-----------------------|
| | | | Metal Metal |
| FINISH | LAMP | ON-OFF | SIZE |
| ● | 1xE27 LED | C37141N | Ø120 max. 1500 |
| ● | | C37141U | |

● Black - Negro ● Aged Antique Brass - Cuero Envejecido

| WALLIS | | | |
|--------|-----------|---------|-----------------------|
| | | | Metal Metal |
| FINISH | LAMP | ON-OFF | SIZE |
| ● | 1xE27 LED | C37151N | Ø120 max. 1500 |
| ● | | C37151U | |

● Black - Negro ● Aged Antique Brass - Cuero Envejecido



BELLONA

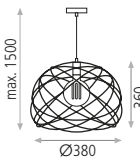


Colgantes



Pendant Lamps

BELLONA ⊕ IP20 IK06   Metal Metal

| FINISH | LAMP | ON-OFF | SIZE |
|--------|-----------|----------|---|
| ● | 1xE27 LED | C371151N |  |



● Black - Negro

TAO



Pendant Lamps



Colgantes



| TAO | | ⊕ | IP20 | IK05 | ☑ | ⚡ | Metal Metal |
|------------|-----------|----------|------|------|---|---|----------------|
| FINISH | LAMP | ON-OFF | SIZE | | | | |
| ● | 1xE27 LED | C371341N | | | | | |



● Black - Negro

BENDIS



Colgantes

Pendant Lamps

BENDIS

CRI>80



IP20

IK06



Aluminium
Aluminio

| | FINISH | WATT | LUM | K | | ON-OFF | TRIAC | DALI/PUSH | SIZE |
|----------|--------|------|-----|------|-----|----------|-------|-----------|------|
| Surface | ○ | 5W | 600 | 3000 | - | C356220B | - | - | |
| | ● | | | | | C356220N | - | - | |
| Recessed | ○ | 5W | 600 | 3000 | Ø83 | E356220B | - | - | |
| | ● | | | | | E356220N | - | - | |

○ Textured White - Blanco Texturado ● Textured Black - Negro Texturado



Pendant Lamps



Colgantes



TAI

CRI>80



IP20

IK03



Aluminium
Aluminio

| FINISH | WATT | LUM | K | ON-OFF | TRIAC | DALI/PUSH | SIZE |
|--------|------|-----|------|---------|-------|-----------|------|
| ○ | 8W | 755 | 3000 | C31961B | - | - | |
| ● | | | | C31961N | | | |

○ White - Blanco ● Black - Negro

CIRO

Colgantes



Pendant Lamps



CIRO



IP20 IK00



Double Layer Glass
Cristal Doble Capa

| FINISH | LAMP | ON-OFF | SIZE |
|--------|-----------|----------|------|
| ● | 1xE27 LED | C32544OP | |



● Opal/Chrome - Opal/Cromo



NEW



Pendant Lamps

Colgantes



| CUSTO | | CRI>80 | ⊕ | IP20 | IK04 | ☐ | incl | Metal/Acrylic Metal/Acrílico |
|--------|------|--------|------|---------|-------|-----------|------|---------------------------------|
| FINISH | WATT | LUM | K | ON-OFF | TRIAC | DALI/PUSH | SIZE | |
| ● | 5W | 370 | 3000 | C38181N | - | - | | |
| ● | | | | C381810 | | | | |

● Textured Black - Negro Texturado ● Technical Gold - Oro Técnico

ENON

Colgantes



Pendant Lamps



ENON IP20 IK06 Cement
Cemento

| FINISH | LAMP | ON-OFF | SIZE |
|--------|-----------|----------|------|
| ● | 1xE27 LED | C36861GR | |



● Grey Cement - Cemento Gris


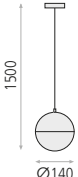


Pendant Lamps



Colgantes

SHIRU  IP20  IK04   Cement/Double Layer Glass
Cemento/Cristal Doble Capa

| FINISH | LAMP | ON-OFF | SIZE |
|---|-----------|---------|---|
|  | 1xE27 LED | C36851B |  |



 Cement Stone - Cemento Piedra

INDA

Colgantes



Pendant Lamps



INDA IP20 Metal/Glass
Metal/Cristal

| FINISH | LAMP | ON-OFF | SIZE |
|--------|------------|---------|------|
| ○ | 1xGU10 LED | C38551B | |
| ● | | C38551N | |



○ Textured White - Blanco Texturado ● Textured Black - Negro Texturado



Pendant Lamps



Colgantes

CUSTOMISED SHADE please consult (MOQ 25 units)
 PANTALLA PERSONALIZABLE consultar (MOQ 25 uds)
 See pag. 387

ASPEN



IP20

IK05



Cotton/Linnen-Metal
 Algodón/Lino-Metal

| | FINISH | LAMP | ON-OFF | SIZE |
|-------|--------|-----------|------------|------|
| 450mm | ○○ | 1xE27 LED | C39164BLI | |
| | ●○ | | C39164ARLI | |
| | ●○ | | C39164VELI | |
| 600mm | ○○ | 1xE27 LED | C39166BLI | |
| | ●○ | | C39166ARLI | |
| | ●○ | | C39166VELI | |



Pag. 388

○○ White/Linen/Text. Black - Blanco/Lino/Negro Text. ●○ Green/Linen/Text. Black - Verde/Lino/Negro Text.
 ●○ Sand/Linen/Text. Black - Arena/Lino/Negro Text.

BAUHAUS

Colgantes



Pendant Lamps



CUSTOMISED SHADE please consult (MOQ 25 units)
 PANTALLA PERSONALIZABLE consultar (MOQ 25 uds)
 See pag. 387



BAUHAUS



IP20

IK05



Cotton/Linnen-Metal
 Algodón/Lino-Metal

| | FINISH | LAMP | ON-OFF | SIZE |
|-------|--------|-----------|------------|------|
| 450mm | ○○ | 1xE27 LED | C39174BLI | |
| | ●○ | | C39174ARLI | |
| | ●○ | | C39174VELI | |
| 600mm | ○○ | 1xE27 LED | C391764BLI | |
| | ●○ | | C39176ARLI | |
| | ●○ | | C39176VELI | |

LED BULBS



Pag. 388

○○ White/Linen/Text. Black - Blanco/Lino/Negro Text. ●○ Green/Linen/Text. Black - Verde/Lino/Negro Text.
 ●○ Sand/Linen/Text. Black - Arena/Lino/Negro Text.



Pendant Lamps



Colgantes

CUSTOMISED SHADE please consult (MOQ 25 units)
PANTALLA PERSONALIZABLE consultar (MOQ 25 uds)
See pag. 387

MODENA



IP20 IK05



Cotton/Linnen-Metal
Algodón/Lino-Metal

| | FINISH | LAMP | ON-OFF | SIZE |
|-------|--------|-----------|------------|------|
| 400mm | ○○ | 1xE27 LED | C39154BLI | |
| | ●○ | | C39154ARLI | |
| | ●○ | | C39154VELI | |
| 600mm | ○○ | 1xE27 LED | C39156BLI | |
| | ●○ | | C39156ARLI | |
| | ●○ | | C39156VELI | |

LED BULBS



Pag. 388

○○ White/Linen/Text. Black-Blanco/Lino/Negro Text. ●○ Green/Linen/Text. Black-Verde/Lino/Negro Text.
●○ Sand/Linen/Text. Black-Arena/Lino/Negro Text.

SAMIRA

Colgantes



Pendant Lamps



Handmade - Hecho a mano

SAMIRA



IP20 IK05



Natural Raffia/Metal
Rafia Natural/Metal

| FINISH | LAMP | ON-OFF | SIZE |
|--------|-----------|-----------|------|
| ● | 1xE27 LED | C393250NA | |



Pag. 388

● Natural Raffia/Text. Black - Rafia Natural/Negro Text.





Pendant Lamps



Colgantes

Handmade - Hecho a mano

MOYANA



IP20 IK05



Natural Raffia/Metal
Rafia Natural/Metal

| FINISH | LAMP | ON-OFF | SIZE |
|--------|-----------|-----------|---|
| ● | 1xE27 LED | C392650NA | <p>Ø80 125 2400 400 Ø 500</p> |

LED BULBS



Pag. 388

● Natural Raffia/Text. Black - Rafia Natural/Negro Text.



LENNIS

Colgantes



Pendant Lamps



Handmade - Hecho a mano

LENNIS



IP20 IK05



Dried Water Hyacinth/Metal
Jacino Acuático Seco/Metal

| FINISH | LAMP | ON-OFF | SIZE |
|--------|-----------|-----------|------|
| ● | 1xE27 LED | C392830NA | |

Max
ø130mm



● Natural Raffia/Text. Black - Rafia Natural/Negro Text.



Handmade - Hecho a mano

COIMBRA IP20 IK05 Dried Water Hyacinth/Metal
Jacino Acuático Seco/Metal

Max
ø90mm

LED BULBS

Pag. 388

| FINISH | LAMP | ON-OFF | SIZE |
|--------|-----------|-----------|------|
| | 1xE27 LED | C392925NA | |

Natural Raffia/Text. Black - Rafia Natural/Negro Text.

EVENS

Colgantes



Pendant Lamps



Handmade - Hecho a mano

EVENS



IP20 IK05



Natural Rattan/Metal
Rattan Natural/Metal

| FINISH | LAMP | ON-OFF | SIZE |
|--------|-----------|-----------|---|
| ● | 1xE27 LED | C393040NA | <p> $\varnothing 120$ $\uparrow 8$ $\varnothing 405$ $\uparrow 255$ $\uparrow 2800$ </p> |



● Natural Rattan/Text. Black - Ratta Natural/Negro Text.







Pendant Lamps



Colgantes


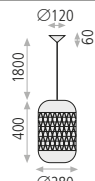


Handmade - Hecho a mano

VIVIAN  IP20  IK05   Natural Rattan/Metal
Rattan Natural/Metal


Max
ø100mm



| FINISH | LAMP | ON-OFF | SIZE |
|---|-----------|-----------|---|
|  | 1xE27 LED | C393125NA |  |

 Natural Rattan/Text. Black - Ratta Natural/Negro Text.

CORDA

Colgantes



Pendant Lamps



Design by
NACHO TIMÓN




CORDA



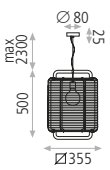
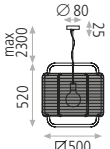
Pendant Lamps



Colgantes

CORDA  IP20 IK05   Polypropilene/Metal Polipropileno/Metal



| | FINISH | LAMP | ON-OFF | SIZE |
|-------|--------|-----------|-----------|---|
| 450mm | ●● | 1xE27 LED | C39013NN |  |
| | ●● | | C39013NAR | |
| | ●● | | C39013NAL | |
| 500mm | ●● | 1xE27 LED | C39015NN |  |
| | ●● | | C39015NAR | |
| | ●● | | C39015NAL | |



CUSTOMISED CORD COLOUR please consult (MOQ 25 units)
 COLOR DE CUERDA PERSONALIZABLE consultar (MOQ 25 uds)
 See pag. 387

●● Black/Text. Black -Negro/Negro Text. ●● Sand/Text. Black - Arena/Negro Text.
 ●● Green Algaen/Text. Black - Verde Alga/Negro Text.

MARINA


NEW

Colgantes



Pendant Lamps





Pendant Lamps



Colgantes

| MARINA | | IP20 | IK00 | | Metal/Glass Metal/Cristal |
|--------|--------|-----------|---------|------|------------------------------|
| | FINISH | LAMP | ON-OFF | SIZE | |
| 300mm | ○ | 1xG9 LED | C38063B | | |
| | ● | | C38063N | | |
| 450mm | ○ | 1xE27 LED | C38064B | | |
| | ● | | C38064N | | |
| 700mm | ○ | 1xE27 LED | C38067B | | |
| | ● | | C38067N | | |



○ Textured White - Blanco Texturado ● Textured Black - Negro Texturado

PAMELA

Colleciones



Collections





Collections





Colecciones


PAMELA

Colleciones



Collections





PAMELA



IP20

IK05



Polypropilene/Metal
Polipropileno/Metal



| | FINISH | LAMP | ON-OFF | SIZE |
|-------------------------|--------|-----------|--------|--|
| Pendant 500mm | ●● | 1xE27 LED | □ | <p>Ø80 ±25 2400 55-70 Ø500</p> |
| | ●●● | | □ | |
| | ●● | | □ | |
| Pendant 700mm | ●● | 1xE27 LED | □ | <p>Ø80 ±25 2400 75-70 Ø700</p> |
| | ●●● | | □ | |
| | ●● | | □ | |
| Wall & Ceiling 500mm | ●● | 1xE27 LED | □ | <p>Ø80 55-66 Ø500</p> |
| | ●●● | | □ | |
| | ●● | | □ | |
| Wall & Ceiling 700mm | ●● | 1xE27 LED | □ | <p>Ø80 75-66 Ø700</p> |
| | ●●● | | □ | |
| | ●● | | □ | |



CUSTOMISED CORD COLOUR please consult (MOQ 25 units)
COLOR DE CUERDA PERSONALIZABLE consultar (MOQ 25 uds)
See pag. 387

●● Black/Text. Black - Negro/Negro Text. ●●● Sand/Text. Black - Arena/Negro Text.
●● Green Algaen/Text. Black - Verde Alga/Negro Text.


CORVUS **NEW**

Colecciones



Collections





Collections







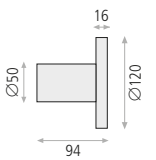

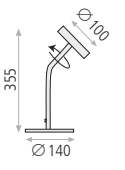

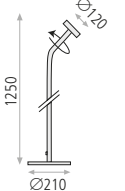

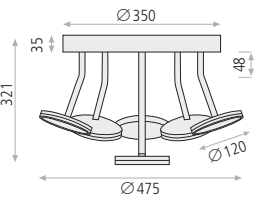


Colecciones



CORVUS



CORVUS CRI>80 IP20 IK03  Aluminum / Aluminio

| | FINISH | WATT | LUM | K | CLASS |  |  | ON-OFF | TRIAC | DALI/PUSH | SIZE |
|------------|--------|------|------|------|-------|---|---|-----------|-------|-----------|---|
| Wall | ● | 7.5W | 675 | 3000 | ⊕ |  | - | A3945000N | - | - |  |
| Table | ● | 4.2W | 530 | 3000 | □ |  | 355° | S3945000N | - | - |  |
| Floor | ● | 7.5W | 675 | 3000 | □ |  | 355° | H3945000N | - | - |  |
| Ceiling 6L | ● | 42W | 3660 | 3000 | ⊕ |  | - | P3945000N | - | - |  |
| Pendant 1L | ● | 7.5W | 675 | 3000 | ⊕ |  | - | C3945000N | - | - |  |

● Textured Black/Opal - Negro Texturado/Opal

Collections



Colecciones

HALO

NEW

Collecciones



Collections





Collections



Colecciones

HALO

Collecciones



Collections



HALO

NEW



| HALO | | CRI>80 | IP20 | IK00 | incl | Metal/Glass Metal/Cristal | | | |
|------------|--------|--------|------|------|-------|------------------------------|-------|-----------|------|
| | FINISH | WATT | LUM | K | CLASS | ON-OFF | TRIAC | DALI/PUSH | SIZE |
| Wall | ● | 5W | 370 | 3000 | ⊕ | A381510N | - | * | |
| | ● | | | | | A381510O | - | * | |
| Table 1L | ● | 5W | 370 | 3000 | □ | S381510N | - | - | |
| | ● | | | | | S381510O | - | - | |
| Pendant 4L | ● | 20W | 1480 | 3000 | ⊕ | C3815140N | - | * | |
| | ● | | | | | C3815140O | - | * | |
| Pendant 8L | ● | 40W | 2960 | 3000 | ⊕ | C3815180N | - | * | |
| | ● | | | | | C3815180O | - | * | |

● Technical Gold/Opal - Oro Técnico/Opal ● Textured Black - Negro Texturado * Minimum qty required 10 units - Cantidad mínima requerida 10 uds.

Collections



Colecciones

KIN


Colecciones




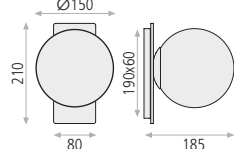





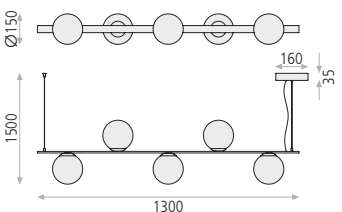


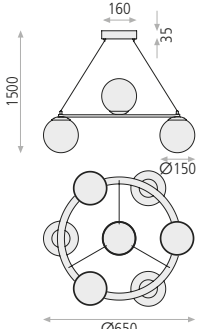


Collections





KIN CRI>80 IP20 IK00  Metal/Glass Metal/Cristal

| | FINISH | WATT | LUM | K | CLASS |  | ON-OFF | TRIAC | DALI/PUSH | SIZE |
|------------|--------|------|------|------|---|---|----------|-------|-----------|---|
| Wall | ● | 5W | 370 | 3000 |  |  | A816910N | - | - |  |
| Floor | ● | 10W | 740 | 3000 |  |  | H816910N | - | - |  |
| Pendant 5L | ● | 25W | 1850 | 3000 |  |  | C816950N | - | - |  |
| Pendant 6L | ● | 30W | 2220 | 3000 |  |  | C816960N | - | - |  |

● Textured Black/Opal - Negro Texturado/Opal

Collections



Colecciones



Colecciones



Collections



Collections



Colecciones



STILO

IP20

IK05



Metal/Cotton
Metal/Algodón

Colecciones

Collections

| | FINISH | LAMP | CLASS | | ON-OFF | SIZE |
|----------------|--------|-----------|-------|--|-----------|---|
| Wall | ● | 1xE27 LED | | | A8202080N | <p>Shade / Pantalla: Ø160xØ200xH145</p> |
| Pendant Ø420mm | ● | 1xE27 LED | | | C8202080N | <p>Shade / Pantalla: Ø350xØ420xH240</p> |
| Pendant Ø620mm | ● | 1xE27 LED | | | C8202180N | <p>Shade / Pantalla: Ø520xØ620xH370</p> |
| Table 410 mm | ● | 1xE27 LED | | | S8202080N | <p>Shade / Pantalla: Ø195xØ265xH152</p> |
| Table 615mm | ● | 1xE27 LED | | | S8202180N | <p>Shade / Pantalla: Ø350xØ420xH240</p> |
| Floor | ● | 1xE27 LED | | | H8202080N | <p>Shade / Pantalla: Ø350xØ420xH240</p> |

● Textured Black/Blanco - Negro Texturado/Blanco



RAL
sample



Elige tu color RAL y consúltanos
Choose your RAL colour and consult us

Productos personalizables a partir de 25 unidades
Customised items for MOQ of 25 units

ON DEMAND
BAJO PEDIDO

Collections



Colecciones

MIRTA



Colleciones



Collections



Collections



Colecciones

MIRTA



Collecciones




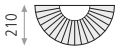
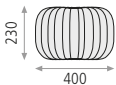


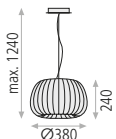


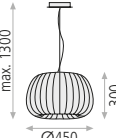


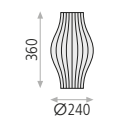


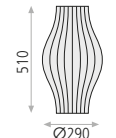


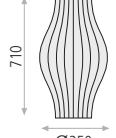


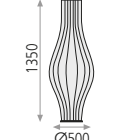


Collections

CUSTOMISED SHADE please consult (MOQ 25 units)
 PANTALLA PERSONALIZABLE consultar (MOQ 25 uds)
 See pag. 387



MIRTA IP20 IK05  Textil/Acrylic
 Textil/Acrílico

| | FINISH | LAMP | CLASS |  | ON-OFF | SIZE |
|----------------|--------|-----------|---|---|----------|---|
| Wall | ○ | 1xE27 LED |  |  | A30550B |  |
| | ● | | | | A30550PI |  |
| Pendant 380 mm | ○ | 1xE27 LED |  |  | C30550B |  |
| | ● | | | | C30550PI | |
| Pendant 450 mm | ○ | 1xE27 LED |  |  | C30551B |  |
| | ● | | | | C30551PI | |
| Table 360 mm | ○ | 1xE27 LED |  |  | S30540B |  |
| | ● | | | | S30540PI | |
| Table 510 mm | ○ | 1xE27 LED |  |  | S30541B |  |
| | ● | | | | S30541PI | |
| Table 710 mm | ○ | 1xE27 LED |  |  | S30542B |  |
| | ● | | | | S30542PI | |
| Floor 1350 mm | ○ | 1xE27 LED |  |  | H30541B |  |
| | ● | | | | H30541PI | |



○ White - Blanco ● Stone - Piedra

Collections



Colecciones

NANOK

Collecciones



Collections





Collections



Colecciones

| NANOK | | IP20 | IK05 | | Acrylic Acrílico | |
|----------------|--------|-----------|-------|--|---------------------|-------------------------------|
| | FINISH | LAMP | CLASS | | ON-OFF | SIZE |
| Wall | | 1xE27 LED | | | A34560B | 210 300 160 |
| | | | | | A34560MA | |
| Pendant 360 mm | | 1xE27 LED | | | C34560BG | MAX. 1300 250 Ø 360 |
| | | | | | C34560MA | |
| Pendant 600 mm | | 3xE27 LED | | | C34561BG | MAX. 1300 300 Ø 600 |
| | | | | | C34561MA | |

CUSTOMISED SHADE please consult (MOQ 25 units)
 PANTALLA PERSONALIZABLE consultar (MOQ 25 uds)
 See pag. 387



Beige/Satin Nickel - Beige/Níquel Satinado Brown/Satin Nickel - Marrón/Níquel Satinado

ROSA DEL DESIERTO

NEW



Colecciones



Collections





Design by
NACHO TIMÓN



Collections



ROSA DEL DESIERTO NEW

Collecciones




Collections



Design by
NACHO TIMÓN

ROSA DEL DESIERTO



ROSA DEL DESIERTO



IK03



Wood/Metal
Madera/Metal

| | FINISH | LAMP | IP | | ON-OFF | SIZE |
|----------------|--------|-----------|------|--|-----------|------|
| Wall 450 mm | ● | 1xE27 LED | IP20 | | A3912245N | |
| Wall 600 mm | ● | 1xE27 LED | IP20 | | A3912260N | |
| Pendant 350 mm | ● | 1xE27 LED | IP20 | | C3912135N | |
| Pendant 450 mm | ● | 1xE27 LED | IP20 | | C3912145N | |
| Pendant 600 mm | ● | 1xE27 LED | IP20 | | C3912160N | |



● Black - Negro

Collections



Colecciones

MAUI


Collecciones




Collections



NEW



NEW



Collections



Colecciones

MAUI

NEW

Colecciones



Collections



MAUI

IK00



Metal/Glass
Metal/Cristal

| | FINISH | LAMP | CLASS | IP | | ON-OFF | SIZE |
|------------|--------|-----------|-------|------|---|----------|------|
| Wall | ● NEW | 1xE27 LED | □ | IP44 | □ | A81632N | |
| | ● | | | | | A81632O | |
| Pendant 1L | ● NEW | 1xE27 LED | ⊕ | IP20 | □ | C81631N | |
| | ● | | | | | C81631O | |
| Pendant 3L | ● NEW | 3xE27 LED | ⊕ | IP20 | □ | C81633N | |
| | ● | | | | | C81633O | |
| Pendant 5L | ● NEW | 5xE27 LED | ⊕ | IP20 | □ | C816352N | |
| | ● | | | | | C816352O | |
| Pendant 4L | ● NEW | 4xE27 LED | ⊕ | IP20 | □ | C81634N | |
| | ● | | | | | C81634O | |
| Table 1L | ● NEW | 1xE27 LED | □ | IP20 | □ | S81631N | |
| | ● | | | | | S81631O | |
| Floor 1L | ● NEW | 1xE27 LED | □ | IP20 | □ | H81631N | |
| | ● | | | | | H81631O | |

Collections



Colecciones



LED BULBS


 max.95
 Ømax. 45mm



Pag. 388

● Black/Opal - Negro/Opal ● Matt Antique Gold/Opal - Oro Viejo Mate/Opal

DORIS



Collections



DORIS

NEW



Collecciones



Collecciones



NEW



Collections



Colecciones

| DORIS | | IP20 | IK00 | | Metal/Glass Metal/Cristal | |
|---------|--------|----------|-------|--|------------------------------|------|
| | FINISH | LAMP | CLASS | | ON-OFF | SIZE |
| Wall | NEW | 1xG9 LED | | | A38201N | |
| | | | | | A38201O | |
| Pendant | NEW | 8xG9 LED | | | C382082N | |
| | | | | | C382082O | |
| Table | NEW | 2xG9 LED | | | S3820180N | |
| | | | | | S3820180O | |
| Floor | NEW | 2xG9 LED | | | H3820180N | |
| | | | | | H3820180O | |



Textured Black - Negro Texturado Antique Gold/Opal - Oro Viejo/Opal

PANAU




Collecciones



Collections







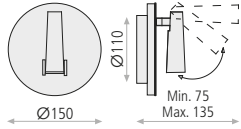


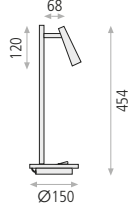


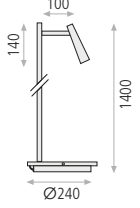


Collections



Colecciones

PANAU CRI>80 IP20 IK04  Aluminum Aluminio

| | FINISH | WATT | LUM | K | CLASS |  | ON-OFF | TRIAC | DALI/PUSH | SIZE |
|-------|--------|-------|-----------|------|---|---|----------|-------|-----------|--|
| Wall | ○ | 6W+3W | 750 + 315 | 3000 |  |  | A36600B | - | - |  Ø150 Ø110 Min. 75 Max. 135 |
| | ● | | | | | | A36600NS | | | |
| Table | ○ | 6W+3W | 540 + 315 | 3000 |  |  | S36600B | - | - |  68 120 454 Ø150 |
| | ● | | | | | | S36600NS | | | |
| Floor | ○ | 8W+3W | 720 + 315 | 3000 |  |  | H36600B | - | - |  100 140 1400 Ø240 |
| | ● | | | | | | H36600NS | | | |

○ Textured White - Blanco Texturado ● Satin Nickel - Níquel Satinado

GINA

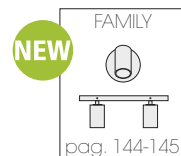
NEW

Collecciones



Collections





GINA



IP20

IK06




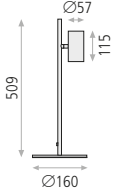

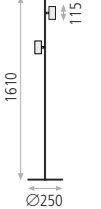
350°



0°



Aluminium
Aluminio

| | FINISH | LAMP | ON-OFF | SIZE |
|--|--------|------------|-----------|---|
| Table 1L  | ○ | 1xGU10 LED | S3874080B |  |
| | ● | | S3874080N | |
| Floor 2L  | ○ | 1xGU10 LED | H3874080B |  |
| | ● | | H3874080N | |

○ Textured White - Blanco Texturado ● Textured Black - Negro Texturado



DEKLA

Colecciones



Collections



RAL



Collections



Colecciones

ON DEMAND
BAJO PEDIDO



DEKLA



IP20

IK05



Metal/Cotton
Metal/Algodón

| | FINISH | LAMP | ON-OFF | | | SIZE |
|------------|--------|-----------|--------------|-------------------------------------|--|------------------------------------|
| Wall Lamp | ● | 1xE27 LED | A80131NMSB | <input checked="" type="checkbox"/> | | Shade/Pantalla: Ø170xØ200xH160 |
| | | | A80131NMSSP | <input checked="" type="checkbox"/> | | |
| Table Lamp | ● | 1xE27 LED | S80131NSBEST | <input checked="" type="checkbox"/> | | Shade/Pantalla: Ø200xØ250xH180 |
| | | | S80131NSPEST | <input checked="" type="checkbox"/> | | |
| Floor Lamp | ● | 2xE27 LED | H80131NSBEST | <input checked="" type="checkbox"/> | | Shade/Pantalla: Ø400xØ330xH230 |
| | | | H80131NSPEST | <input checked="" type="checkbox"/> | | |

● Satin Nickel/White - Níquel Satinado/Blanco



Elige tu color RAL y consúltanos
Choose your RAL colour and consult us

Productos personalizables a partir de 25 unidades
Customised items for MOQ of 25 units





Collections



Colecciones



NAOS



IP20

IK05



Textil/Metal
Textil/Metal

| | FINISH | LAMP | ON-OFF | SIZE |
|---------------|--------|-----------|-----------|------|
| Table 400 mm | ● | 1xE27 LED | S81910800 | |
| Table 550 mm | ● | 1xE27 LED | S81911800 | |
| Floor 1300 mm | ● | 1xE27 LED | H81910800 | |

● Technical Gold - Oro Técnico

CLIP

Colecciones



Collections



CLIP



IP20 IK05



Metal/Algodón
Metal/Algodón

| | FINISH | LAMP | ON-OFF | SIZE |
|------------|--------|-----------|--------|------|
| Table Lamp | ● | 1xE27 LED | S8178N | |
| Floor Lamp | ● | 1xE27 LED | H8178N | |



Pag. 388

Elige tu color RAL y consúltanos
Choose your RAL colour and consult us

Productos personalizables a partir de 25 unidades
Customised items for MOQ of 25 units

● Textured Black - Negro Texturado



Elige tu color RAL y consúltanos
Choose your RAL colour and consult us

Productos personalizables a partir de 25 unidades
Customised items for MOQ of 25 units



BORNEO



IP20 IK05



Metal/Algodón
Metal/Algodón

| | FINISH | LAMP | ON-OFF | SIZE |
|------------|--------|-----------|---------|------|
| Table Lamp | ● | 1xE27 LED | S8179N | |
| Floor Lamp | ● | 1xE27 LED | H81792N | |

● Textured Black - Negro Texturado



YAMENA

Lámparas de Pie



Floor Lamps



YAMENA

CRI>80



IP20

IK03



Metal/Methacrylate
Metal/Metacrilato

| FINISH | WATT | LUM | K | ON-OFF | SIZE |
|--------|--------|----------|------|-----------|------|
| ● | 24W+3W | 2950+350 | 3000 | H816520NS | |
| ● | | | | H816520N | |



Stepless dimming
Dimado progresivo

● Satin Nickel - Níquel Satinado

● Textured Black - Negro Texturado



Floor Lamps

Lámparas de Pie



PRAIA

CRI>80



IP20

IK03



Metal/Methacrylate
Metal/Metacrilato

| | FINISH | WATT | LUM | K | ON-OFF | SIZE |
|-----------------|--------|--------|----------|------|-----------|------|
| Without Led Arm | ● | 24W | 2950 | 3000 | H816410NS | |
| With Led Arm | ● | 24W+3W | 2950+350 | 3000 | H816420NS | |



Stepless dimming
Dimado progresivo

● Satin Nickel - Níquel Satinado

FLEXIA

Sobremesas



Table Lamps



Design by
NACHO TIMÓN

FLEXIA



IP20

IK06



Metal/Methacrylate
Metal/Metacrilato

| FINISH | LAMP | ON-OFF | SIZE |
|--------|-----------|----------|------|
| ○ ○ | 1xE27 LED | S8175B | |
| ● ○ | | S8175BGR | |

○ ○ Oyster White - Blanco Perla (RAL 1013)

● ○ Traffic Grey B/Oyster White - Gris tráficoB/Blanco Perla (RAL 7043)/(RAL 1013)



Elige tu color RAL y consúltanos
Choose your RAL colour and consult us

Productos personalizables a partir de 25 unidades
Customised items for MOQ of 25 units

LED BULBS



Pag. 388



CUSTOMISED SHADE please consult (MOQ 25 units)
 PANTALLA PERSONALIZABLE consultar (MOQ 25 uds)
 See pag. 387



MARTA IP20 IK05 Metal/Cotton
 Metal/Algodón

MARTÍN IP20 IK05 Metal/Cotton
 Metal/Algodón

| FINISH | LAMP | ON-OFF | SIZE |
|--------|-----------|-----------|------|
| ● | 1xE27 LED | S21511NMS | |
| ● | | S21511U | |

| FINISH | LAMP | ON-OFF | SIZE |
|--------|-----------|----------|------|
| ● | 1xE27 LED | S81251NS | |
| ● | | S81251U | |

● Satin Nickel - Nickel Satinado ● Antique Brass - Cuero

● Satin Nickel - Nickel Satinado ● Antique Brass - Cuero



SHARM



IP20 IK05



Polyresine/Cotton
Resina/Algodón

| FINISH | LAMP | ON-OFF | SIZE |
|--------|-----------|-----------|------|
| ● | 1xE27 LED | S8206080N | |

● Matte Black/Cream White - Negro Mate/Blanco Crudo



Elige tu color RAL y consúltanos
Choose your RAL colour and consult us

Productos personalizables a partir de 25 unidades
Customised items for MOQ of 25 units






Table Lamps



Sobremesas



EMIRA IP20 IK05 Polyresine/Cotton
Resina/Algodón

KASBAH IP20 IK05 Polyresine/Linnen
Resina/Lino

| FINISH | LAMP | ON-OFF | SIZE |
|--------|-----------|-----------|------|
| | 1XE27 LED | S8205080T | |

| FINISH | LAMP | ON-OFF | SIZE |
|--------|-----------|-----------|------|
| | 1XE27 LED | S8204080B | |

Rojo Coral/Cream White - Coral Red/Blanco Crudo (RAL 3016)

Oyster White/Linen - Blanco Perla/Lino. (RAL 1013)

Sobremesas



Table Lamps



LINDANA



Table Lamps



Sobremesas



Elige tu color RAL y consúltanos
Choose your RAL colour and consult us

Productos personalizables a partir de 25 unidades
Customised items for MOQ of 25 units

LINDANA



IP20

IK04



Metal/Cotton
Metal/Algodón

| FINISH | LAMP | ON-OFF | SIZE |
|--------|-----------|--------|------|
| ○ | 1xE27 LED | S8194B | |
| ● | | S8194N | |



○ Text. Oyster White/T. Gold/Cream White - Blanco Perla Text/Oro T./Blanco Crudo (RAL 1013)

● Text. Black/Tech. Gold/Cream White - Negro Texturado/Oro Técnico/Blanco Crudo

LIKE

Sobremesas



Table Lamps



LIKE IP20 IK00 Double Layer Glass/Aluminium
Cristal Doble Capa/Aluminio

| FINISH | LAMP | ON-OFF | SIZE |
|--------|-----------|---------|------|
| ○ | 1xE27 LED | S81761B | |



○ White/Opal - Blanco/Opal

⚡ USB output: DC 5V-MAX. 2A



Table Lamps



Sobremesas

3 Steps dimming
3 Intensidades

WIRELESS
CHARGER

| EKIL | | CRI>80 | IP20 | IK04 | incl | Aluminium/Acrylic Aluminio/Acrílico | |
|--------|------|--------|------|---------|-------|--|------|
| FINISH | WATT | LUM | K | ON-OFF | TRIAC | DALI/PUSH | SIZE |
| ○ | 6W | 490 | 3000 | S81831B | - | - | |
| ● | | | | S81831N | | | |

○ White - Blanco ● Black - Negro

USB output: DC 5V-MAX. 2A

MOVE IT



TAKE ME



Sobremesas



Table Lamps

KEKE







Custom



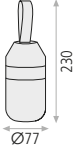
Customízalo con tu Logo
Customize it with your Logo

Productos personalizables a partir de 25 unidades
Customised items for MOQ of 25 units



-  Bluetooth
Bluetooth
-  Stepless dimming
Dimado progresivo
-  Speaker power
Potencia de los altavoces
1.5W
-  Playback/Lighting time
Tiempo de reproducción/alumbrado
6-7h

MOVE IT CRI>80  IP44  IK07  Incl  Silicone/ABS
Silicona/ABS

| FINISH | WATT | LUM | K | ON-OFF | SIZE |
|--------|------|-----|---------------|------------|---|
| ○ | 2W | 180 | 4000 | S81731GR |  230 Ø77 |
| | | | <i>Custom</i> | S81731GRCU | |

○ Opal/Grey - Opal/Gris





Table Lamps

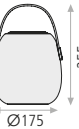


Sobremesas






-  Bluetooth
Bluetooth
-  Stepless dimming
Dimado progresivo
-  RGB
RGB
-  Remote control
Mando a distancia
-  Speaker power
Potencia de los altavoces
5W
-  Playback/Lighting time
Tiempo de reproducción/alumbrado
6-8h


TAKE ME CRI>80  IP44  IK07  Incl  Polyethylene/Silicone
Poliétileno/Silicona


| FINISH | WATT | LUM | K | ON-OFF | SIZE |
|--------|------|-----|------|-----------|--|
| ○ | 3W | 180 | 3000 | S817218BG |  255 Ø175 |
| | | | | | |

○ Opal/Beige - Opal/Beige



-  Stepless dimming
Dimado progresivo
-  Touch control
Botón táctil
-  Lighting time
Tiempo alumbrado
2h-100%
30h-10%

KEKE CRI>80  IP23  IK07  Incl  Acrylic/ABS
Acrílico/ABS

| FINISH | WATT | LUM | K | ON-OFF | SIZE |
|--------|------|-----|------|---------|--|
| ○ | 6W | 180 | 4000 | S81511B |  173 Ø110 |
| | | | | | |

○ White - Blanco



Sobremesas



Table Lamps



Table Lamps



Sobremesas



Lighting time
Tiempo de alumbrado



TOUCH control
Botón táctil



3 Steps dimming
3 Intensidades

ASAHI CRI>80 IP54 IK06 Acrylic/Metal Acrílico/Metal

| FINISH | WATT | LUM | K | ON-OFF | SIZE |
|--------|------|-----|------|---------|------|
| ○ | 7W | 380 | 3000 | S81900B | |
| ● | | | | S81900N | |

○ Matt White - Blanco Mate ● Matt Black - Negro Mate



LUXA CRI>80 IP20 IK03 incl Acrílico/Meta Acrylic/Metal

| FINISH | WATT | LUM | K | ON-OFF | SIZE |
|--------|------|-----|-------|-----------|------|
| ● | 11W | 700 | 3000K | S8203000N | |

● Black - Negro



TOUCH control
Botón táctil



3 Steps dimming
3 Intensidades

LAYSAN

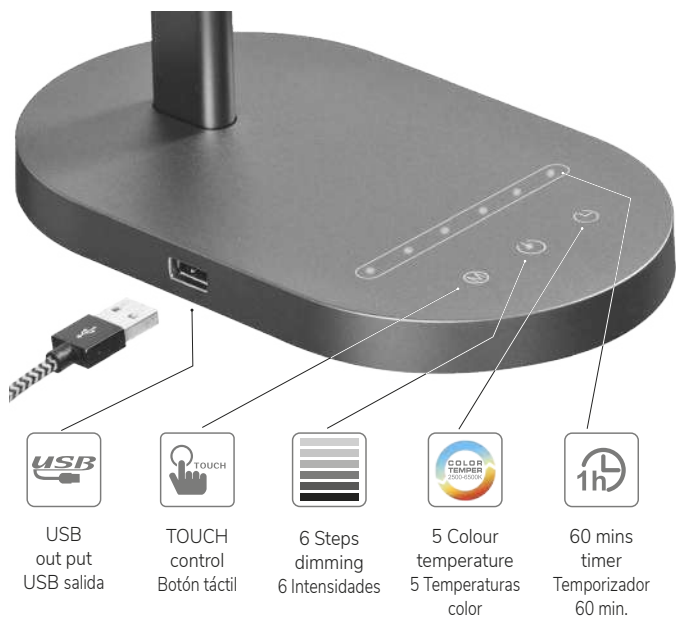


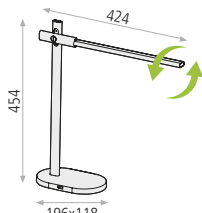
Table Lamps



Sobremesas

USB CHARGER

LAYSAN CRI>80 IP20 IK03 Acrylic/Aluminum Acrílico/Aluminio

| FINISH | WATT | LUM | K | ON-OFF | SIZE |
|--------|------|-----|---------------|---------|---|
| ● | 10W | 650 | 2800 ... 6500 | S81521N |  |

● Anthracite - Antracita

USB output: DC 5V-MAX. 1A

Outdoor Lighting

Iluminación Exterior



Iluminación Exterior



Outdoor Lighting



AYSEL

CRI>80



IP54

IK10



Aluminium/Polycarbonate
Aluminio/Policarbonato

| FINISH | WATT | LUM | K | ON-OFF | TRIAC | DALI/PUSH | SIZE |
|--------|------|-----|------|------------|-------|-----------|------|
| ○ | 2x5W | 510 | 3000 | A2069000GR | - | - | |

● Anthracite RAL 7024/Opal - Antracita RAL 7024/Opal



Outdoor Lighting



Iluminación Exterior

DRACO CRI>80 IP54 IK10 Aluminium/Polycarbonate
Aluminio/Policarbonato

| FINISH | WATT | LUM | K | ON-OFF | TRIAC | DALI/PUSH | SIZE |
|--------|------|-----|------|------------|-------|-----------|------|
| ○ | 2x5W | 510 | 3000 | A2070000GR | - | - | |

● Anthracite RAL 7024/Opal - Antracita RAL 7024/Opal

AKA

Iluminación Exterior



Outdoor Lighting



AKA

CRI>80



IP54

IK06



Aluminium/Acrylic
Aluminio/Acrílico

| FINISH | WATT | LUM | K | ON-OFF | TRIAC | DALI/PUSH | SIZE |
|--------|------|------|------|----------|-------|-----------|------|
| ● | 20W | 1550 | 3000 | A202410N | - | - | |

● Textured Black/Opal - Negro Texturado/Opal






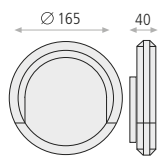
Outdoor Lighting



Iluminación Exterior



YOMU CRI>80  IP54 IK07   Aluminium/Acrylic / Aluminio/Acrílico

| FINISH | WATT | LUM | K | ON-OFF | TRIAC | DALI/PUSH | SIZE |
|--------|------|-----|------|----------|-------|-----------|---|
| ● | 11W | 800 | 3000 | A202310N | - | - |  |

● Textured Black/Opal - Negro Texturado/Opal

BOJ

Iluminación Exterior



Outdoor Lighting



| BOJ | | CRI>80 | ⊕ | IP54 | IK03 | ☐ | incl | Aluminium Aluminio |
|-------|--------|--------|------|------|-----------|-------|-----------|-----------------------|
| | FINISH | WATT | LUM | K | ON-OFF | TRIAC | DALI/PUSH | SIZE |
| 80mm | ● | 6W | 550 | 3000 | A204010GR | - | - | |
| 150mm | ● | 12W | 1100 | 3000 | A201520GR | - | - | |

● Anthracite - Antracita





Outdoor Lighting



Iluminación Exterior

| OKRA | | CRI>80 | ⊕ | IP54 | IK03 | incl | Aluminium Aluminio | |
|-------|--------|--------|------|------|-----------|-------|-----------------------|------|
| | FINISH | WATT | LUM | K | ON-OFF | TRIAC | DALI/PUSH | SIZE |
| 80mm | ● | 6W | 550 | 3000 | A204110GR | - | - | |
| 150mm | ● | 12W | 1100 | 3000 | A201420GR | - | - | |

● Anthracite - Antracita

KIRA

Iluminación Exterior



Outdoor Lighting



KIRA CRI>80 IP54 IK06 Incl Aluminium/Acrylic
Aluminio/Acrílico

| FINISH | WATT | LUM | K | ON-OFF | TRIAC | DALI/PUSH | SIZE |
|--------|------|------|------|----------|-------|-----------|------|
| ○ | 12W | 1320 | 2700 | A342429B | - | - | |
| | | | 3000 | A342420B | - | - | |


○ Textured White - Blanco Texturado



Outdoor Lighting



Iluminación Exterior



| BLAS | | CRI>80 | ⊕ | IP54 | IK06 | 🔌 | 📦 Incl | Aluminium/Acrylic Aluminio/Acrílico |
|--------|------|--------|------|----------|-------|-----------|-----------|--|
| FINISH | WATT | LUM | K | ON-OFF | TRIAC | DALI/PUSH | SIZE | |
| ○ | 8W | 640 | 3000 | A378020B | - | - | | |
| ● | | | | A378020N | | | | |


○ Textured White - Blanco Texturado ● Textured Black - Negro Texturado

KANSAS

Iluminación Exterior



Outdoor Lighting



KANSAS

CRI>80



IP54

IK07



Aluminium/Acrylic
Aluminio/Acrílico

| FINISH | WATT | LUM | K | ON-OFF | TRIAC | DALI/PUSH | SIZE |
|--------|------|-----|------|----------|-------|-----------|------|
| ● | 11W | 800 | 3000 | A202520N | - | - | |

● Textured Black/Opal - Negro Texturado/Opal

CALA



Motion sensor
Sensor de movimiento

Hold time 5s-4 min.
Tiempo de espera 10s-4 min.



Detection zone max. 8 m.
Zona de detección máx. 8 m.



Light sensor
Sensor de luminosidad



Detection angle 45°-160°
Ángulo de detección 45°-160°



Outdoor Lighting



Iluminación Exterior



CALA CRI>80 IP54 IK06 Aluminium Aluminio

| FINISH | WATT | LUM | K | ON-OFF | TRIAC | DALI/PUSH | SIZE |
|--------|------|-----|------|-----------|-------|-----------|------|
| ● | 5.6W | 610 | 3000 | A201810GR | - | - | |

● Dark Grey - Gris Oscuro





Outdoor Lighting



Iluminación Exterior

| ANIA | | CRI>80 | ⊕ | IP65 | IK06 | | | | incl | Aluminium/Acrylic Aluminio/Acrílico |
|---------------|--------|--------|------|------|------------|-------|-----------|------|--------------------------|--|
| | FINISH | WATT | LUM | K | ON-OFF | TRIAC | DALI/PUSH | | SIZE | |
| Ceiling | ● | 6W | 495 | 3000 | P2060000GR | - | - | 95° | Ø108 38 | |
| Wall 1 light | ● | 6W | 540 | 3000 | A2060000GR | - | - | 100° | 65 83 72 108 Ø107 | |
| Wall 2 lights | ● | 12W | 1080 | 3000 | A2060100GR | - | - | 100° | 65 83 78 108 Ø107 | |


● Anthracite RAL 7024 - Antracita RAL 7024

NORI

Iluminación Exterior



Outdoor Lighting



NORI ceiling



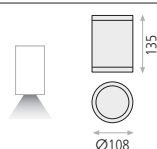
IP65

IK08



Aluminium/Glass
Aluminio/Cristal

 máx. 85mm

| FINISH | LAMP | ON-OFF | SIZE |
|--------|-----------|---------|---|
| ● | 1xE27 LED | P2044GR |  |



● Anthracite RAL 7024 - Antracita RAL 7024



Outdoor Lighting



Iluminación Exterior

 máx. 85mm

NORI wall



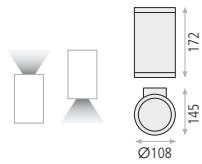
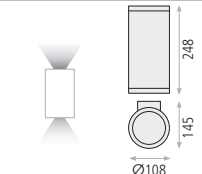
IP65

IK08



Aluminium/Glass
Aluminio/Cristal



| | FINISH | LAMP | ON-OFF | SIZE |
|--------|--------|-----------|----------|---|
| 260 mm | ● | 1xE27 LED | A20441GR |  |
| 248 mm | ● | 2xE27 LED | A20442GR |  |

● Anthracite RAL 7024 - Antracita RAL 7024

KENDO

Iluminación Exterior



Outdoor Lighting




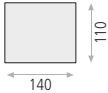
Elige tu color RAL y consúltanos
Choose your RAL colour and consult us

Productos personalizables a partir de 25 unidades
Customised items for MOQ of 25 units



KOWA



| KOWA | | CRI>80 | ⊕ | IP54 | IK06 | incl | Aluminium Aluminio |
|--------|------|--------|------|--------------|-------|-----------|---|
| FINISH | WATT | LUM | K | ON-OFF | TRIAC | DALI/PUSH | SIZE |
| ● | | | | NEW A2033100 | | |  |
| ● | 12W | 850 | 3000 | A203310N | - | - |  |
| ○ | | | | A203310B | | | |

● Technical Gold/Black - Oro Técnico/Negro ● Textured Black - Negro Texturado ○ Textured White - Blanco Texturado

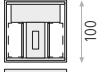

Outdoor Lighting



Iluminación Exterior

KENDO



| KENDO | | CRI>80 | ⊕ | IP54 | IK06 | incl | Aluminium Aluminio |
|--------|------|--------|------|--------------|-------|-----------|---|
| FINISH | WATT | LUM | K | ON-OFF | TRIAC | DALI/PUSH | SIZE |
| ● | | | | NEW A2032100 | | |  |
| ● | 12W | 850 | 3000 | A203210N | - | - |  |
| ○ | | | | A203210B | | | |

● Technical Gold/Black - Oro Técnico/Negro ● Textured Black - Negro Texturado ○ Textured White - Blanco Texturado

CUBE

Iluminación Exterior



Outdoor Lighting



| CUBE | | IP54 | IK02 | | | Aluminium/Glass Aluminio/Cristal |
|-------------|-----------|----------|------|--|--|-------------------------------------|
| FINISH | LAMP | ON-OFF | SIZE | | | |
| ● | 1xE27 LED | A20391GR | | | | |

● Anthracite - Antracita



BOND



Outdoor Lighting



Iluminación Exterior



Motion sensor
Sensor de movimiento



Hold time 30s.
Tiempo de espera 30s.



Detection zone max. 5 m.
Zona de detección máx. 5 m.



Light sensor
Sensor de luminosidad



Solar charger
Carga solar

| BOND | | CRI>80 | | IP64 | IK03 | | incl | ABS/Acrylic ABS/Acrílico |
|--------|------|--------|------|----------|-------|-----------|------|-----------------------------|
| FINISH | WATT | LUM | K | ON-OFF | TRIAC | DALI/PUSH | SIZE | |
| ● | 2.5W | 250 | 4000 | AS20431N | - | - | | |

● Black - Negro

Iluminación Exterior



Outdoor Lighting



Radar sensor
Sensor radar



Detection zone max. 4-6 m.
Zona de detección máx. 4-6 m.



Light sensor
Sensor de luminosidad



Solar charger
Carga solar

VULCAN

CRI>80



IP65


IK07



ABS/Acrylic
ABS/Acrílico

| FINISH | WATT | LUM | K | ON-OFF | TRIAC | DALI/PUSH | SIZE |
|--------|------|-----|------|-----------|-------|-----------|------|
| ● | 3W | 250 | 3000 | AS204210N | - | - | |

● Black - Negro



Outdoor Lighting



Iluminación Exterior



Motion sensor
Sensor de movimiento



Hold time 30s.
Tiempo de espera 30s.



Detection zone max. 3 m.
Zona de detección máx. 3 m.



Light sensor
Sensor de luminosidad



Solar charger
Carga solar



| SOLAR | | CRI>80 | | IP64 | IK03 | | | incl | ABS/Acrylic ABS/Acrílico |
|--------|------|--------|------|-----------|-------|-----------|------|------|-----------------------------|
| FINISH | WATT | LUM | K | ON-OFF | TRIAC | DALI/PUSH | SIZE | | |
| ● | 6.6W | 600 | 6000 | AS202012N | - | - | | | |

● Black - Negro


Iluminación Exterior



Outdoor Lighting



NEW SPICA



| SPICA | | | | | | | | CRI>80 | | IP65 | IK06 | 65° | | incl | Aluminium Aluminio |
|--------|------|-----|------|------------|-------|-----------|------|--------|--|------|------|-----|--|------|-----------------------|
| FINISH | WATT | LUM | K | ON-OFF | TRIAC | DALI/PUSH | SIZE | | | | | | | | |
| ● | 4W | 175 | 3000 | A2061000GR | - | - | | | | | | | | | |

● Anthracite RAL 7024 - Antracita RAL 7024

Outdoor Lighting




NEW NASHIRA



| NASHIRA | | | | | | | | CRI>80 | | IP65 | IK06 | 65° | | incl | Aluminium Aluminio |
|---------|------|-----|------|------------|-------|-----------|------|--------|--|------|------|-----|--|------|-----------------------|
| FINISH | WATT | LUM | K | ON-OFF | TRIAC | DALI/PUSH | SIZE | | | | | | | | |
| ● | 4W | 175 | 3000 | A2062000GR | - | - | | | | | | | | | |

● Anthracite RAL 7024 - Antracita RAL 7024


Iluminación Exterior






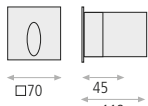
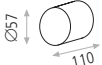


Iluminación Exterior



Outdoor Lighting



| VIRGO | | CRI>80 |  | IP65 | IK06 |  Ø57 |  |  50° |  incl | Aluminium Aluminio |
|--------|------|--------|---|------------|-------|---|---|---|--|-----------------------|
| FINISH | WATT | LUM | K | ON-OFF | TRIAC | DALI/PUSH | SIZE | | | |
| ● | 4W | 60 | 3000 | E2064000GR | - | - |   Included Incluido | | | |




● Anthracite RAL 7024 - Antracita RAL 7024



Outdoor Lighting



Iluminación Exterior



| ORION | | CRI>80 | IP65 | IK06 | Ø57 | 50° | incl | Aluminium Aluminio |
|--------|------|--------|------|------------|-------|-----------|------------------------------|-----------------------|
| FINISH | WATT | LUM | K | ON-OFF | TRIAC | DALI/PUSH | SIZE | |
| ● | 3W | 60 | 3000 | E2063000GR | - | - | Included Incluido | |

● Anthracite RAL 7024 - Antracita RAL 7024

Iluminación Exterior



Outdoor Lighting



APUS CRI>80 IP65 IK07 Aluminium Aluminio

| FINISH | WATT | LUM | K | ON-OFF | SIZE |
|--------|------|-----|------|-----------|------|
| ● | 6W | 550 | 3000 | A205810GR | |



● Anthracite RAL 7024 - Antracita RAL 7024



Outdoor Lighting



Iluminación Exterior



IP68 INCLUDED



| SEIREN | | | IP65 | IK06 | | Aluminium Aluminio |
|---------------|--------|------------|------|------|--|-----------------------|
| FINISH | LAMP | ON-OFF | SIZE | | | |
| ● | 1xGU10 | H2072080GR | | | | |

● Anthracite RAL 7024 - Antracita RAL 7024

SUN

Iluminación Exterior



Outdoor Lighting



SUN CRI>80 IP65 IK08 Aluminium
Aluminio

| | FINISH | WATT | LUM | K | ON-OFF | SIZE |
|-------|--------|------|------|------|----------|------|
| 140mm | ● | 20W | 1800 | 4000 | A202611N | |
| 203mm | ● | 50W | 4500 | 4000 | A202621N | |

● Textured Black - Negro Texturado

ZEN



ZEN wall CRI>80 IP54 IK07 Aluminium/Acrylic
Aluminio/Acrílico

| FINISH | WATT | LUM | K | ON-OFF | SIZE |
|--------|------|-----|------|-----------|------|
| ● | 10W | 720 | 3000 | A203810GR | |

● Anthracite - Antracita

Outdoor Lighting



Iluminación Exterior



ZEN floor CRI>80 IP54 IK07 Aluminium/Acrylic
Aluminio/Acrílico

| FINISH | WATT | LUM | K | ON-OFF | SIZE |
|--------|------|-----|------|-----------|------|
| ● | 10W | 720 | 3000 | H203810GR | |

● Anthracite - Antracita



INDUS
recessed



IP67

IK08




Aluminium ADC12-Tempered glass
Aluminio ADC12-Cristal templado

| | FINISH | LAMP | ON-OFF | SIZE |
|--------------|--------|------------|------------|------|
| 1 Direction | ● | 1xGU10 LED | E2065080IN | |
| 2 Directions | ● | 1xGU10 LED | E2066080IN | |

● Aluminium - Aluminio



NEMO



Outdoor Lighting








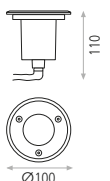
Iluminación Exterior



IP68 INCLUDED



NEMO  IP67 IK10  Ø95x110   Acero Inox AISI316/Tempered Glass
recessed Acero Inox AISI316/Cristal Templado

| FINISH | LAMP | ON-OFF | SIZE |
|---|------------|-----------|---|
|  | 1xGU10 LED | E204710IN |  |

● Inox Steel - Acero Inoxidable

SQUARE

Iluminación Exterior



Outdoor Lighting



AVAILABLE IN 2 VERSIONS

ON-OFF & MOTION SENSOR
(WITH LIGHT TEMPERATURE DIP SWITCH)

DISPONIBLE EN 2 VERSIONES

ON-OFF & SENSOR MOVIMIENTO
(CON SELECTOR DE COLOR DIP SWITCH)

1. ON-OFF

2. SENSOR



Motion sensor
Sensor de movimiento



5s-30 min.
Hold time
Tiempo de espera



6 m. max.
Mounting height
Altura de montaje



Automatic On/Off
Encendido automático



1 - 6 m.
Detection zone
Zona de detección



10 - 2000 lux
Light sensor
Sensor de luminosidad



SELECT COLOUR



SQUARE

CRI>80



IP54

IK07



Acrylic
Acrílico

| FINISH | WATT | LUM | K | 1. ON-OFF | 2. SENSOR | SIZE |
|--------|------|------|----------------|-----------|--|------|
| ○ | 24W | 1989 | 3000 4000 6500 | P351213B | P351213BMS NEW | |

○ White - Blanco



Outdoor Lighting



Iluminación Exterior

AVAILABLE IN 3 VERSIONS

ON-OFF, MOTION SENSOR & EMERGENCY
(WITH LIGHT TEMPERATURE DIP SWITCH)

DISPONIBLE EN 3 VERSIONES

ON-OFF, SENSOR MOVIMIENTO Y EMERGENCIA
(CON SELECTOR DE COLOR DIP SWITCH)



SELECT COLOUR



3000K 4000K 6500K



1. ON-OFF

2. EMERGENCY



3h.
Time
Tiempo



EMERGENCY

3. SENSOR



Motion sensor
Sensor de movimiento



5s-30 min.
Hold time
Tiempo de espera



6 m. max.
Mounting height
Altura de montaje



Automatic On/Off
Encendido automático



1 - 6 m.
Detection zone
Zona de detección



10 - 2000 lux
Light sensor
Sensor de luminosidad

| MADISON | | CRI>80 | | IP54 | IK07 | | Incl | Acrylic Acrílico |
|---------|------|--------|----------------|-----------|------------|---|------|---------------------|
| FINISH | WATT | LUM | K | 1. ON-OFF | 2. SENSOR | 3. EMERGENCY | SIZE | |
| ○ | 24W | 1989 | 3000 4000 6500 | P349713B | P349713BMS | P349713BEM NEW | | |

○ White - Blanco

TILO

Iluminación Exterior



Outdoor Lighting



AVAILABLE IN 2 VERSIONS
ON-OFF & MOTION SENSOR

DISPONIBLE EN 2 VERSIONES
ON-OFF & SENSOR MOVIMIENTO

1. ON-OFF

2. SENSOR



0.5~3m/s
Motion sensor
Sensor de movimiento



6 x 12 m.
Detection zone
Zona de detección



2 - 50 lux
Light sensor
Sensor de luminosidad



5s-30 min.
Hold time
Tiempo de espera



6 m. max.
Mounting height
Altura de montaje



Automatic On/Off
Encendido automático




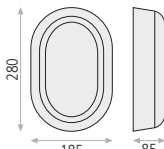
| TILO | CRI>80 | | IP65 | IK07 | | incl | ABS/Acrylic ABS/Acrílico |
|-------------|--------|------|------|------------|-----------|------|-----------------------------|
| FINISH | WATT | LUM | K | ON-OFF | SENSOR | SIZE | |
| ○ | 15W | 1750 | 3000 | P2013101GR | P201310GR | | |

● Grey/Opal - Gris/Opal

YUCA



YUCA  IP54 IK07   Aluminium/Acrylic
Aluminio/Acrylic

| FINISH | LAMP | ON-OFF | SIZE |
|--------|-----------|----------|--|
| ● | 1xE27 LED | P20013GR |  |



● Grey/Opal - Gris/Opal

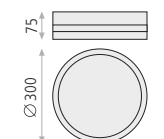
Outdoor Lighting



ACAI



ACAI  IP54 IK07   Aluminium/Acrylic
Aluminio/Acrylic

| FINISH | LAMP | ON-OFF | SIZE |
|--------|-----------|----------|---|
| ○ | 2xE27 LED | P20024GR |  |

● Grey/Opal - Gris/Opal

Iluminación Exterior

KENTIA



Iluminación Exterior

| KENTIA | | CRI>80 | | IP65 | IK07 | | | ABS/Acrylic ABS/Acrílico |
|---------------|------|--------|------|----------|-------|-----------|------|-----------------------------|
| FINISH | WATT | LUM | K | ON-OFF | TRIAC | DALI/PUSH | SIZE | |
| ○ | 8W | 450 | 4000 | P335521B | - | - | | |

○ White - Blanco



Outdoor Lighting

MALVA



| MALVA | | CRI>80 | | IP65 | IK07 | | | ABS/Acrylic ABS/Acrílico |
|--------------|------|--------|------|----------|-------|-----------|------|-----------------------------|
| FINISH | WATT | LUM | K | ON-OFF | TRIAC | DALI/PUSH | SIZE | |
| ○ | 8W | 450 | 4000 | A335621B | - | - | | |

○ White - Blanco

Accessories
Accesorios



Additional Information
Información Adicional

Xpress

Xpress is a wireless user interface that brings huge flexibility to interior design as furniture can be replaced or even walls can be rebuilt without having to take wiring of switches or switch placement into account. The switch can be kept wherever the user needs it and it gives direct access to all the important Casambi lighting control functionalities

Basic Functions: The Preset buttons of Xpress can be configured via the Casambi app. A light indicates the selected preset.

Dim up/down: Smooth dimming of last chosen preset. Multipurpose buttons: Change of colour temperature in steps of 25 Kelvin. Change of the indirect/direct ratio. Preset Buttons: Individual luminaire control .Group control. Control of all lamps. Recall scenes. Recall animations.

Xpress es una interfaz de usuario inalámbrica que ofrece una enorme flexibilidad al diseño de interiores, pues permite redecorar espacios y añadir o quitar paredes sin necesidad de tener en cuenta el cableado ni la ubicación de los interruptores. El interruptor se puede guardar donde el usuario lo necesite y ofrece acceso directo a todas las funciones importantes de control de iluminación de Casambi.

Funciones básicas: Los botones de preajuste del Xpress se pueden configurar mediante la aplicación Casambi. Una luz indica el preajuste seleccionado. Bajar/Subir intensidad: Atenuación suave del último reajuste elegido. Botones multifunción: Cambio de temperatura del color en pasos de 25 kelvins. Cambio de la relación indirecta/directa. Botones de preajuste: Control individual de luminarias. Control de grupo. Control de todas las lámparas. Recuperar escenas. Recuperar animaciones.



XCONTROL018B



XCONTROL018N

90 x 90 x 12 mm

Surface MOTION SENSOR SENSOR MOVIMIENTO Superficie

The CBU-CESR-OLF surface sensor is controlled wirelessly with the CASAMBI app. It has a high precision presence and light detector and works with the CASAMBI wireless control system via Bluetooth. The equipment can be configured in different ways to activate scenes of any luminaire in the CASAMBI network by presence or illuminance or scenes that follow the circadian rhythm according to the time of day, if we have a luminaire with dynamic white (TW LED). The CBU-CESR-OLF sensor is a perfect solution to install on the ceiling of any area, corridors, bathrooms, bedrooms or any other area with heights between 2.4 and 5 meters.

It can also be controlled from a standard wall switch with the "Smart Switching" function. By turning on and off quickly we can change scenes or make the regulation itself. This device can interact with any CASAMBI device.

El sensor de superficie CBU-CESR-OLF se controla de forma inalámbrica con la aplicación CASAMBI. Tiene un detector de presencia y luminosidad de alta precisión y funciona con el sistema de control inalámbrico CASAMBI mediante Bluetooth. El equipo se puede configurar de diferentes maneras para activar escenas de cualquier luminaria de la red CASAMBI por presencia o iluminancia o escenas que siguen el ritmo circadiano según la hora del día, si tenemos una luminaria con blanco dinámico (LED TW).

El sensor CBU-CESR-OLF es una solución perfecta para instalar en el techo de cualquier zona, pasillos, baños, habitaciones o cualquier otra zona con alturas entre 2,4 y 5 metros.

También se puede controlar desde un interruptor de pared estándar con la función "Smart Switching". Encendiendo y apagando rápidamente podemos cambiar de escenas o hacer la propia regulación. Este dispositivo puede interactuar con cualquier dispositivo CASAMBI.



6DET008

Ø91 x 49 mm

Recessed MOTION SENSOR SENSOR MOVIMIENTO Empotrable

The CBU-CEFL-OLF recessed sensor is controlled wirelessly with the CASAMBI app. A 73-75mm diameter hole must be made for its installation and the ceiling must have a minimum height of 78mm. It has a high precision presence and light detector and works with the CASAMBI wireless control system via Bluetooth. The equipment can be configured in different ways to activate scenes of any luminaire in the CASAMBI network by presence or luminosity or scenes that follow the circadian rhythm according to the time of day, if we have a luminaire with dynamic white (TW LED).

The CBU-CEFL-OLF sensor is a perfect solution to install on the ceiling in any area, corridors, bathrooms, bedrooms or any other area with heights between 2.4 and 5 meters.

It can also be controlled from a standard wall switch with the "Smart Switching" function. By turning on and off quickly we can change scenes or make the regulation itself. This device can interact with any CASAMBI device.

El sensor para empotrar CBU-CEFL-OLF se controla de forma inalámbrica con la aplicación CASAMBI. Hay que realizar un agujero de diámetro 73-75mm para su instalación y el techo debe tener una altura mínima de 78mm. Tiene un detector de presencia e luminosidad de alta precisión y funciona con el sistema de control inalámbrico CASAMBI mediante Bluetooth. El equipo se puede configurar de diferentes maneras para activar escenas de cualquier luminaria de la red CASAMBI por presencia o luminosidad o escenas que siguen el ritmo circadiano según la hora del día, si tenemos una luminaria con blanco dinámico (LED TW).

El sensor CBU-CEFL-OLF es una solución perfecta para instalar en el techo de cualquier zona, pasillos, baños, habitaciones o cualquier otra zona con alturas entre 2,4 y 5 metros.

También se puede controlar desde un interruptor de pared estándar con la función "Smart Switching". Encendiendo y apagando rápidamente podemos cambiar de escenas o hacer la propia regulación. Este dispositivo puede interactuar con cualquier dispositivo CASAMBI.



6DET007

Ø85 x 88 mm

73-75 mm



REMOTE CONTROL MANDO A DISTANCIA

MULTICANAL

By installing our DALI receiver, we can control our DALI luminaires with this multi-channel control; this control can control up to 4 groups of luminaires, and can also be linked to infinite receivers, and control with a single control all the luminaires desired (as long as a signal is received). It also has 3 memory positions capable of storing different configurations between groups. No additional installation is required, i.e. a standard two-wire on/off installation can be used; the receiver is responsible for generating the DALI bus. It is also possible to control the luminaire from a push button by running an extra cable to the luminaire. One receiver is required for each luminaire.

Instalando nuestro receptor DALI, podemos controlar nuestras luminarias DALI con este mando multicanal; este mando puede controlar hasta 4 grupos de luminarias, y además se puede vincular a infinitos receptores, y controlar con un único mando todas las luminarias que se deseen (siempre que se reciba señal). También dispone de 3 posiciones de memoria capaz de almacenar distintas configuraciones entre grupos. No se requiere una instalación adicional; es decir que podemos usar una instalación on/off estándar de dos cables; el receptor se encarga de generar el bus DALI. También se podrá controlar la luminaria desde un pulsador haciéndole llegar un cable extra a la luminaria. Se necesita un receptor por cada luminaria.



XCONTROL001

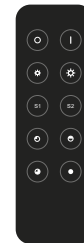
120 x 55 x 17 mm

SIGNAL (RF)

MONOCANAL

By installing our DALI receiver, we can control our DALI luminaires with this mono channel remote control. This option does not require an additional installation; that is, we can use a 2 wires standard on/off installation. The receiver is responsible for generating the DALI bus. Also, the item can be controlled by a push switch by adding an extra wire. Please use one receiver per item.

Instalando nuestro receptor DALI, podemos controlar nuestra luminarias DALI con este mando mono canal. No se requiere una instalación adicional; es decir que podemos usar una instalación on/off estándar de dos cables; el receptor se encarga de generar el bus DALI. También se podrá controlar la luminaria desde un pulsador haciéndole llegar un cable extra a la luminaria. Se necesita un receptor por luminaria.



XCONTROL021

141 x 35 x 8,5 mm

SIGNAL (RF)

RECEIVER (REMOTE CONTROL) RECEPTOR (MANDO A DISTANCIA)

By installing this receiver in a luminaire (without power limitation), we can control our DALI product with RF signal (remote control). The receiver requires direct 230V AC power supply and generates the DALI signal that communicates with the driver, so that no additional cables are needed in the installation.

To be able to switch on, off and dim from the wall and in a switched manner with the remote control, an additional cable must be installed up to the luminaire and the switch must be replaced by a push button; this is how to install for optimal functioning if dimming is also desired from the wall. One receiver can support up to 8 remote controls.

Instalando este receptor en una luminaria (sin limitación de potencia), podemos controlar nuestro producto DALI con señal RF (control con mando). El receptor requiere alimentación directa 230V AC y genera la señal DALI que se comunica con el driver, de modo que no se necesitan cables adicionales en la instalación. Para poder encender, apagar y regular desde la pared y de manera conmutada con el mando, hay que instalar un cable adicional hasta la luminaria y cambiar el interruptor por un pulsador; esta instalación es la más recomendable para su correcto funcionamiento si se quiere regular también desde la pared. Un receptor puede soportar hasta 8 mandos.



XDRVPART008

76,5 x 51 x 25 mm

SIGNAL (RF)



SMART CONTROL CONTROL INTELIGENTE

By installing this receiver in a luminaire with a power of less than 250W, we can transform our TRIAC product into Smart and control it from the mobile through the "SMART LIFE" application, also compatible with any smart speaker: Alexa, Google home and others (no need for Gateway or smart speaker with Zigbee).

The luminaire cannot be switched on from a wall switch. To turn it on you must first link it with the APP using a 2.4Ghz wifi network.

To be able to switch on, off and dim from the wall and in a switched manner with the APP, an additional cable has to be installed to the luminaire and the switch has to be replaced by a push button; this is how to install for optimal functioning if dimming is also desired from the wall.

Instalando este receptor en una luminaria con potencia inferior a 250W, podemos transformar nuestro producto TRIAC en Smart y controlarlo desde el móvil a través de la aplicación "SMART LIFE", también compatible con cualquier altavoz inteligente: Alexa, Google home y otros (sin necesidad de Gateway ni altavoz inteligente con Zigbee).

La luminaria no se puede encender desde un interruptor de pared. Para encenderla primero hay que vincularla con la APP usando una red wifi de 2.4Ghz.

Para poder encender, apagar y regular desde la pared y de manera conmutada con la APP hay que instalar un cable adicional hasta la luminaria y cambiar el interruptor por un pulsador. Esta instalación es la más recomendable para su correcto funcionamiento.



XDRVPART012

45 x 45 x 22 mm

WIFI 2.4GHz



MOTION SENSOR SENSOR DE MOVIMIENTO

| | |
|---|--|
| Hold Time Tiempo de espera | 5s / 30s / 90s / 3min / 20min / 30min |
| Sensing Range Rango de detección | 100% / 75% / 50% / 25% |
| Daylight Sensor Sensor de luz diurna | Disable / 50Lux / 30Lux / 10Lux / 2Lux |
| Mounting Height Altura de montaje | Ceiling Mounting: 3-6m |
| Detection Area Área de detección | 3-6m |
| Stand-by Power Energía de reserva | ≤ 0.5W |



6DET002

168 x 21 x 28 mm



EMERGENCY KIT KIT DE EMERGENCIA

1 HOUR

| | |
|--|---|
| Input Voltage | AC 100~277V |
| Output Voltage | DC 10~120V |
| Battery Batería | Ni-Cd 6V 1500mAh |
| Charge time Tiempo de carga | 24 h |
| Emergency time Tiempo de emergencia | 1 h |
| Emergency Power Potencia emergencia | 4~6W |
| Indicator Light Indicador de Luz | Red (Charging), Green (Power), Yellow (Trouble) Rojo (Carga), Verde (Funcionamiento), Amarillo (error) |
| Test Button Botón Test | Available Disponible |
| Protection Protección | Over-Charge / Over-Discharge Carga / Descarga |



6BAT004

INVERTER: 29 x 40 x 206 mm
BATTERY: 25 x 45 x 145 mm

3 HOURS

| | |
|--|---|
| Input Voltage | AC 100~277V |
| Output Voltage | DC 10~120V |
| Battery Batería | Ni-Cd 6V 4000mAh |
| Charge time Tiempo de carga | 24~48 h |
| Emergency time Tiempo de emergencia | 3 h |
| Emergency Power Potencia emergencia | 4~6W |
| Indicator Light Indicador de Luz | Red (Charging), Green (Power), Yellow (Trouble) Rojo (Carga), Verde (Funcionamiento), Amarillo (error) |
| Test Button Botón Test | Available Disponible |
| Protection Protección | Over-Charge / Over-Discharge Carga / Descarga |



6BAT005

INVERTER: 29 x 40 x 206 mm
BATTERY: 35 x 62 x 195 mm



PRISMATIC DIFFUSER DIFUSOR PRISMÁTICO

The optimum micro photometric structure provides diamond-like brilliance and perfect glare control and defined light distribution, guaranteeing highest transmission. The inverse structure of the diffuser avoids predetermined breaking points due to excellent glare control and light distribution.

Lighting applications UGR <19. Excellent lighting for workstations. Homogeneous glare reduction in all C-levels. Homogeneous appearance due to uni-directional structure. Perfect light distribution due to inverse micro prismatic structure. Individually tinted designs ensure optimum glare reduction at a high efficiency level. Transmission 93%.

La óptima estructura microfotométrica proporciona un brillo similar al de un diamante y un control perfecto del deslumbramiento, y una distribución de luz definida, lo que garantiza la máxima transmisión.

La estructura inversa del difusor evita puntos de rotura predeterminados debido al excelente control del deslumbramiento y distribución de la luz. Aplicaciones para iluminación UGR <19.


Excelente iluminación para puestos de trabajo. Reducción homogénea del deslumbramiento en todos los niveles C. Aspecto homogéneo debido a la estructura unidireccional. Perfecta distribución de la luz, gracias a la estructura micropismática inversa. Los diseños tintados individualmente garantizan una reducción óptima del deslumbramiento con un alto nivel de eficiencia. Transmisión 93%.

Ø400 x 1.8 mm
5DIF34534MP

Ø600 x 1.8 mm
5DIF34536MP

Ø800 x 1.8 mm
5DIF34538MP

Ø1000 x 1.8 mm
5DIF345310MP



SHADES PANTALLAS



Customise your items as you prefer
Tell us the colour and we will produce it for you and if you need help ask us.
Customised items for MOQ of 25 units
[Consult to our sales team]



Customiza los productos a tu gusto
Dinos los colores y materiales y te lo fabricamos y si necesitas ayuda dínoslo.
Productos personalizables a partir de 25 unidades
[Consulta a nuestro equipo comercial]

CORD CUERDA



Customise your items as you prefer
Tell us the colour and we will produce it for you and if you need help ask us.
Customised items for MOQ of 25 units
[Consult to our sales team]

Customiza los productos a tu gusto
Dinos los colores y materiales y te lo fabricamos y si necesitas ayuda dínoslo.
Productos personalizables a partir de 25 unidades
[Consulta a nuestro equipo comercial]

RAL



Select the RAL colour you need and we paint it for you
Customised items for MOQ of 25 units
[Consult to our sales team]

















































Selecciona el RAL que necesites y nosotros lo pintamos para ti
Productos personalizables a partir de 25 unidades
[Consulta a nuestro equipo comercial]

AVAILABLE BULBS BOMBILLAS DISPONIBLES

| Image & Dimensions Imagen & Dimensiones | Socket Casquillo | W | LUM | CRI | Angle Ángulo | Life Span Vida Útil | ° Kelvin | CODE |
|--|---------------------|-----|------|-----|-----------------|------------------------|----------|----------|
|  <div style="display: flex; align-items: center; justify-content: center;"> <div style="text-align: center; margin-right: 10px;">50 mm</div>  <div style="text-align: center; margin-left: 10px;">56 mm</div> </div> | GU10 | 8W | 850 | 80 | 120° | 25.000h | 3000K | ACB62109 |
| | | | | | | | 4000K | ACB62122 |
| | | | | | | | 5000K | ACB62110 |
|  <div style="display: flex; align-items: center; justify-content: center;"> <div style="text-align: center; margin-right: 10px;">45 mm</div>  <div style="text-align: center; margin-left: 10px;">78 mm</div> </div> | E27 | 6W | 550 | 80 | 160° | 25.000h | 3000K | ACB62069 |
| | | | | | | | 4000K | ACB62126 |
| | | | | | | | 5000K | ACB62070 |
|  <div style="display: flex; align-items: center; justify-content: center;"> <div style="text-align: center; margin-right: 10px;">45 mm</div>  <div style="text-align: center; margin-left: 10px;">82 mm</div> </div> | E27 | 9W | 900 | 80 | 180° | 25.000h | 3000K | ACB62434 |
| | | | | | | | 4000K | ACB62435 |
| | | | | | | | 5000K | ACB62436 |
|  <div style="display: flex; align-items: center; justify-content: center;"> <div style="text-align: center; margin-right: 10px;">60 mm</div>  <div style="text-align: center; margin-left: 10px;">120 mm</div> </div> | E27 | 14W | 1500 | 80 | 270° | 25.000h | 3000K | ACB62393 |
| | | | | | | | 4000K | ACB62394 |
| | | | | | | | 5000K | ACB62395 |
|  <div style="display: flex; align-items: center; justify-content: center;"> <div style="text-align: center; margin-right: 10px;">45 mm</div>  <div style="text-align: center; margin-left: 10px;">86 mm</div> </div> | E14 | 9W | 900 | 80 | 180° | 25.000h | 3000K | ACB62431 |
| | | | | | | | 4000K | ACB62432 |
| | | | | | | | 5000K | ACB62433 |
|  <div style="display: flex; align-items: center; justify-content: center;"> <div style="text-align: center; margin-right: 10px;">37 mm</div>  <div style="text-align: center; margin-left: 10px;">110 mm</div> </div> | E14 | 9W | 900 | 80 | 270° | 25.000h | 3000K | ACB62437 |
| | | | | | | | 4000K | ACB62438 |
| | | | | | | | 5000K | ACB62439 |
|  <div style="display: flex; align-items: center; justify-content: center;"> <div style="text-align: center; margin-right: 10px;">16mm</div>  <div style="text-align: center; margin-left: 10px;">50mm</div> </div> | G9 | 4W | 400 | 80 | 360° | 30.000h | 3000K | ACB62105 |
| | | | | | | | 5000K | ACB62106 |
|  <div style="display: flex; align-items: center; justify-content: center;"> <div style="text-align: center; margin-right: 10px;">64 mm</div>  <div style="text-align: center; margin-left: 10px;">140 mm</div> </div> | E27 | 7W | 650 | 80 | 360° | 25.000h | 2700K | ACB62157 |
|  <div style="display: flex; align-items: center; justify-content: center;"> <div style="text-align: center; margin-right: 10px;">95 mm</div>  <div style="text-align: center; margin-left: 10px;">134 mm</div> </div> | E27 | 7W | 750 | 80 | 360° | 25.000h | 2700K | ACB62158 |
|  <div style="display: flex; align-items: center; justify-content: center;"> <div style="text-align: center; margin-right: 10px;">125 mm</div>  <div style="text-align: center; margin-left: 10px;">170 mm</div> </div> | E27 | 6W | 550 | 80 | 360° | 25.000h | 2700K | ACB62600 |
|  <div style="display: flex; align-items: center; justify-content: center;"> <div style="text-align: center; margin-right: 10px;">125 mm</div>  <div style="text-align: center; margin-left: 10px;">170 mm</div> </div> | E27 | 6W | 650 | 80 | 360° | 25.000h | 2700K | ACB62605 |
|  <div style="display: flex; align-items: center; justify-content: center;"> <div style="text-align: center; margin-right: 10px;">125 mm</div>  <div style="text-align: center; margin-left: 10px;">170 mm</div> </div> | E27 | 6W | 750 | 80 | 360° | 25.000h | 2700K | ACB62504 |

Additional information · Información adicional

SYMBOLS SÍMBOLOS

| | | | |
|---|---|---|--|
|  | Protection with earth wire Protección con cable de toma de tierra |  | Motion sensor Sensor de movimiento |
|  | Protection with double isolation wire Protección con doble aislamiento de los cables |  | Hold time Tiempo de espera |
|  | Luminaire for protective low voltage (SELV) Luminaria para muy baja tensión de protección (MBTS) |  | Mounting height 6 m Altura de montaje 6 m |
|  | Easily painted Pintable |  | Automatic On/Off Encendido automático |
|  | Trimless Acabado invisible |  | Detection zone Zona de detección |
|  | Rotating Rotatorio |  | Light sensor Sensor de luminosidad |
|  | Tilting Basculante |  | Time Tiempo |
|  | Cutting hole Agujero de corte |  | Emergency Emergencia |
|  | Dimmable Regulable |  | Antiglare Antideslumbramiento |
|  | Beam angle Ángulo de apertura |  | Detection angle Ángulo de detección |
|  | Shade Pantalla |  | Radar sensor Sensor radar |
|  | Mounting positions posición de montaje |  | Solar charge Carga solar |
|  | Ceiling mounting Montaje en techo |  | Bluetooth Bluetooth |
|  | Wall mounting Montaje en pared |  | Stepless dimming Dimado progresivo |
|  | Floor mounting Montaje en suelo |  | RGB RGB |
|  | Ceiling and wall mounting Montaje en techo y pared |  | Remote control Mando a distancia |
|  | Recessed mounting positions Posiciones de montaje en empotrables |  | Speaker power Potencia de los altavoces |
|  | Ceiling recessed mounting Empotrable para montaje en techo |  | Playback/Lighting time Tiempo de reproducción/alumbrado |
|  | Wall recessed mounting Empotrable para montaje en pared |  | Touch control Botón táctil |
|  | Floor recessed mounting Empotrable para montaje en suelo |  | 3, 4 or 6 Steps dimming 3, 4 o Intensidades |
|  | Ceiling and wall recessed mounting Empotrable para montaje en techo y pared |  | USB output Salida USB |
|  | CCT - Correlated Color Temperature CCT - Rango de temperatura de color |  | 60 minutes timer Temporizador 60 minutos |
|  | Wireless & USB charger Cargador inalámbrico & USB |  | Different color temperature Distintas temperaturas de color |
|  | Voice control Control por voz |  | The driver is incorporated into the luminaire. El driver está incorporado dentro de la luminaria. |

TECHNICAL INFORMATION INFORMACIÓN TÉCNICA

HALO

Nombre del producto
Product name



Finish/Item/Size/K
Acabado/Producto/Tamaño/K

Product typology
Tipología de producto

Section
Apartado

Wall Lamp / Aplique

Design by
NACHO TIMÓN

| | | | | | | | | | | |
|--|---|--|--|---|--|----------------------|-------|----------|------------------------------------|---|
| Chromatic Reproduction Index Índice de Reproducción Cromática | Family name Nombre de familia | HALO CRI=80 IP20 IK00 | | | | Material Material | | | | |
| Class protection Clase de protección | <p>Complete Family Familia completa</p> | FINISH | WATT | LUM | K | ON-OFF | TRIAC | DALIPUSH | SIZE | <p>Technical drawing Dibujo técnico</p> |
| Protection rate Grado de protección | | Technical Gold/Opal - Oro Texturado/Opal | 5W | 370 | 3000 | A3B1510G | | | | |
| IK Degree Grado IK | Finish Acabado | Power Potencia | NET Luminous flux Flujo luminoso NETO | Color temperature Temperatura de color | Option not available Opción no disponible | | | | | |
| Mounting position Posición de montaje | Finish/Item/Size/K Acabado/Producto/Tamaño/K | | | Item code Código producto | | | | | | |
| Driver included Driver incluido | | | | | | | | | 15 Page number Número de página | |

CRI (Chromatic Reproduction Index) CRI (Índice de Reproducción Cromática)

The color rendering index of a light is a measure of its ability to reproduce the colors of various objects faithfully in comparison with an ideal or natural light source. Capacidad para reproducir los colores en comparación con una fuente de luz natural.

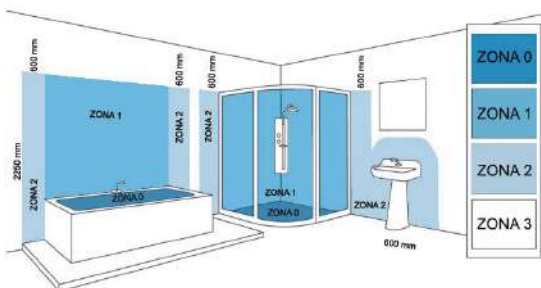
IK DEGREE GRADO IK

IK ratings are defined as IKXX, where "XX" is a number from 00 to 10 indicating the degrees of protection provided by electrical enclosures (including luminaires) against external mechanical impacts. The IK rating scale identifies the ability of an enclosure to resist impact energy levels measured in joules (J).

Las clasificaciones IK se definen como IKXX, donde "XX" es un número del 00 al 10 que indica los grados de protección proporcionada por las envolventes eléctricas (incluidas luminarias) contra elementos externos impactos mecánicos. La escala de clasificación IK identifica la capacidad de una carcasa para resistir niveles de energía de impacto medidos en julios (J).

| IK DEGREE GRADO IK | IK 00 | IK 01 | IK 02 | IK 03 | IK 04 | IK 05 | IK 06 | IK 07 | IK 08 | IK 09 | IK 10 |
|-----------------------------|-------|---------------|----------------|----------------|----------------|----------------|----------------|----------------|----------------|--------------|--------------|
| ENERGY (J) ENERGÍA (J) | -- | 0.15 | 0.2 | 0.35 | 0.5 | 0.7 | 1 | 2 | 5 | 10 | 20 |
| MASS & HEIGHT MASA Y ALTURA | -- | 0.2Kg 70mm | 0.2Kg 100mm | 0.2Kg 175mm | 0.2Kg 250mm | 0.2Kg 350mm | 0.5Kg 200mm | 0.5Kg 400mm | 1.7Kg 295mm | 5Kg 200mm | 5Kg 400mm |

PROTECTION RATE GRADO DE PROTECCIÓN



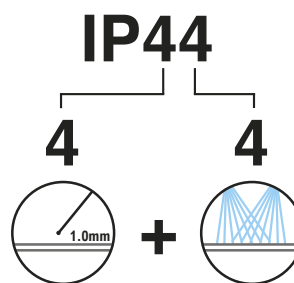
Protection rate against dust and water.

Resistencia del artículo a la entrada de partículas externas como polvo y agua.

- Zona 0 IP67 / IP68
- Zona 1 IP45 / IP55 / P65
- Zona 2 IP44 Como mínimo / At least
- Zona 3 Sin requisitos especiales / Without special requirements

EXTERIOR / OUTDOOR / EXTÉRIEURE / ESTERNO/ DRAUSSEN

Grado de protección / Degree of protection / Niveau de protection / Grado di protezione / Schutzart



Índice de protección contra la penetración de partículas sólidas y húmedas / Protection degree offered by the fixture to the ingress of solids and liquids / Indice de protection contre la pénétration des corps solides et des liquides / Indice di protezione contro la penetrazione di corpi solidi e di liquidi / Schutzgrad gegen feste Fremdkörper und Wasser

| | 1a cifra, protección contra la penetración de cuerpos sólidos | 1st figure, protection against penetration by solid bodies | 1er chiffre, protection contre la pénétration de corps solide | 1a cifra, protezione contro la penetrazione dei corpi solidi | 1. Kennziffer: Schutz gegen Eindringen fester Körper |
|----------|---|---|---|---|--|
| 0 | Ninguna protección | No protection | Sans protection | Nessuna protezione | Ungeschützt |
| 1 | Protección contra cuerpos sólidos de tamaño superior a Ø50mm | Protected against solid bodies over Ø50 mm | Protection contre les corps solides de dimensions supérieures à Ø50 mm | Protezione contro i corpi solidi di dimensioni superiori a Ø50mm | Fremdkörper grösser als Ø50 mm |
| 2 | Protección contra cuerpos sólidos de tamaño superior a Ø12mm | Protected against solid bodies over Ø12 mm | Protection contre les corps solides de dimensions supérieures à Ø12 mm | Protezione contro i corpi solidi di dimensioni superiori a Ø12mm | Geschützt gegen feste Fremdkörper grösser als Ø12 mm |
| 3 | Protección contra cuerpos sólidos de tamaño superior a Ø2,5mm | Protected against solid bodies over Ø2,5 mm | Protection contre les corps solides de dimensions supérieures à Ø2,5 mm | Protezione contro i corpi solidi di dimensioni superiori a Ø2,5mm | Geschützt gegen feste Fremdkörper grösser als Ø2,5 mm |
| 4 | Protección contra cuerpos sólidos de tamaño superior a Ø1mm | Protected against solid bodies over Ø1 mm | Protection contre les corps solides de dimensions supérieures à Ø1 mm | Protezione contro i corpi solidi di dimensioni superiori a Ø1mm | Geschützt gegen feste Fremdkörper grösser als Ø1 mm |
| 5 | Protección contra el polvo | Protected against dust | Protection contre les poussières | Protezione contro la polvere | Staubgeschützt |
| 6 | Totalmente protegido contra el polvo | Fully protected against dust | Totalement protégé contre les poussières | Totalmente protetto contro la polvere | Staubgeschützt |
| | 2a cifra, protección contra la penetración de agua | 2nd figure, protection against water infiltration | 2ème chiffre, protection contre l'infiltration d'eau | 2a cifra, protezione contro l'infiltrazione di acqua | 2. Kennziffer: Schutz gegen Wassereintritt |
| 0 | Ninguna protección | No protection | Sans protection | Nessuna protezione | Ungeschützt |
| 1 | Protección contra caída vertical de gotas de agua | Protected against drops of water falling vertically | Protection contre les chutes verticales de gouttes d'eau | Protezione contro la caduta in verticale di gocce d'acqua | Geschützt gegen senkrecht fallendes Tropfwasser |
| 2 | Protección contra caída vertical de gotas de agua, 15° máx. inclinación | Protected against drops of water at a max.inclination of 15° | Protection contre les chutes verticales de gouttes d'eau avec angle d'inclinaison max. de 15° | Protezione contro la caduta in verticale di gocce d'acqua con angolo di inclinazione max di 15° | Geschützt gegen schräg fallendes Tropfwasser mit einem Winkel bis zu 15° |
| 3 | Protección contra caída vertical de gotas de agua, 60° máx. inclinación | Protected against drops of water at a max. inclination of 60° | Protection contre les chutes verticales de gouttes d'eau avec angle d'inclinaison max. de 60° | Protezione contro la caduta in verticale di gocce d'acqua con angolo di inclinazione max di 60° | Geschützt gegen schräg fallendes Tropfwasser mit einem Winkel bis zu 60° |
| 4 | Protección contra salpicaduras de agua | Protected against splashed of water | Protection contre les éclaboussures d'eau | Protezione contro gli spruzzi d'acqua | Geschützt gegen Spritzwasser |
| 5 | Protección contra chorros de agua | Protected against jets of water | Protection contre les projections d'eau | Protezione contro i getti d'acqua | Geschützt gegen Strahlwasser |
| 6 | Protección contra olas de agua | Protected against waves | Protection contre les vagues d'eau | Protezione contro le ondate d'acqua | Geschützt gegen Seewellen |
| 7 | Protección contra inmersión | Immersion protected | Protection contre l'immersion | Protezione contro l'immersione | Eintauchgeschützt |
| 8 | Protección contra inmersión prolongada | Protected against long term immersion | Protection contre l'immersion prolongée | Protezione contro l'immersione prolungata | Geschützt gegen dauerhaftes Eintauchen |

Additional information · Información adicional



AIR CLEANER

Air Sterilizer Esterilizadores de Aire



Air Sterilizer Index Índice Esterilizadores de Aire

| Name | Photo | Code | Pag. | |
|--|--|--|----------|---------|
| Turbo Air Cleaner With base - Con base |  | H39272B | 396-397 | |
| | | H39272N | 396-397 | |
| Turbo Air Cleaner |  | A39272B | 398-399 | |
| |  | A39272N | 398-399 | |
| Fosca Air Cleaner |  | A383320B | 400-401 | |
| |  | A383320N | 400-401 | |
| Isia Air Cleaner |  | C392720B | 402-403 | |
| | | C392721B | 402-403 | |
| |  |  | C392720N | 402-403 |
| | | | C392721N | 402-403 |
| Marco Air Cleaner |  | E39272B | 404-405 | |

Air Sterilizers · Esterilizadores de Aire


Air Sterilizers Esterilizadores de Aire

Air Sterilizers · Esterilizadores de Aire


TURBO Air Cleaner
Con base - With base



TURBO Air Cleaner




FOSCA Air Cleaner



ISIA Air Cleaner



MARCO Air Cleaner



Technology UV-C Tecnología UV-C

Our AIR CLEANER range of products disinfect and air sterilise using Philips UVC radiation germicidal tubes. They are safe and can be used in the presence of people as sterilisation is carried out by UVC radiation in an internal disinfection chamber.

Nuestra gama de productos AIR CLEANER, desinfectan y esterilizan al aire usando tubos Philips germicidas de radiación UVC. Son seguros y pueden ser utilizados en presencia de personas ya que dicha esterilización se efectúa mediante radiación UVC en una cámara de desinfección interna.

How does it work? ¿Como funciona?

Our product sterilizes the air thanks to the action of UV-C tubes with properties against bacteria, fungi and viruses (including Covid-19*); this technology, with results demonstrated by numerous studies, is safe and has an effectiveness of 99.9% against microorganisms.

Nuestros productos, esterilizan el aire gracias a la acción de tubos UV-C con propiedades contra bacterias, hongos y virus (incluido el Covid-19*); dicha tecnología, con resultados demostrados por numerosos estudios, es segura y con una efectividad que puede llegar al 99.9% contra microorganismos.

Widely used by scientists for more than 40 years, UV-C radiation is a known disinfectant for air, surfaces and water.

Utilizada ampliamente por los científicos desde hace más de 40 años, la radiación UV-C es un desinfectante conocido para el aire, las superficies y el agua.

Its operation provides for a forced ventilation system that absorbs contaminated air; once inside the disinfection chamber the air comes into contact with maximum germicidal action UV-C radiation before being returned to the environment.

Su funcionamiento prevé un sistema de ventilación forzado que absorbe el aire contaminado, una vez dentro de la cámara de desinfección el aire entra en contacto con radiaciones UV-C de máxima acción germicida antes de ser de nuevo devuelto al ambiente.



We use tubes with germicidal technology from top brand Philips. En nuestros productos usamos tubos con tecnología germicida Philips.

The low pressure tube technology is more effective than many of the imported products that use UV-C LED radiation, as the low pressure tube radiation is at the wavelength with maximum germicidal effect, exactly 253.7nm.

La radiación de tubos tradicionales a baja presión es más eficaz que la radiación de tubos UV-C con tecnología Led, ya que la radiación de los tubos tradicionales se sitúa en la longitud de onda con máximo efecto germicida, exactamente 253.7 nm.

The product leaks no light so it can work continuously in the presence of people unlike direct radiation products that should only be used in the absence of living beings, with timer and presence sensor. El producto es hermético así que puede funcionar continuamente en presencia de personas a diferencia de productos de radiación directa que solo deben usarse en ausencia de seres vivos, con temporizador y sensor de presencia.

Our product is UV-C Free and Ozone Free. Nuestros productos es UV-C Free y Ozono Free.

The product is CE marked and tested in European laboratories. El producto tiene marcado CE y está ensayado en laboratorios europeos.

*Studies on effectiveness were conducted on other viruses in the RNA coronavirus family such as Sars or Mers therefore this technology is also effective against Covid-19.

*Los estudios sobre la efectividad se realizaron sobre otros virus de la familia de los coronavirus RNA como Sars o Mers por lo tanto se concluye esta tecnología es también efectiva contra el Covid-19.

Where can our Air Cleaner be used? ¿Dónde se pueden usar nuestros Air Cleaner?



Homes

Leisure facilities

Gyms, spas & sport centres

Hospitals

Offices

Shopping centres & shops

Public spaces

Catering

Hogares

Lugares de ocio

Gimnasios, spas y centros deportivos

Hospitales

Oficinas

Centros comerciales y tiendas

Espacios públicos

Restauración

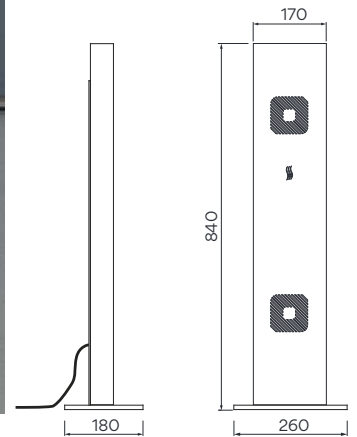
TURBO Air cleaner with base

Air Sterilizers · Esterilizadores de Aire





REMOTE CONTROL INCLUDED
MANDO A DISTANCIA INCLUIDO



Air Sterilizers · Esterilizadores de Aire

BCO CODE: H39272B

NGR CODE: H39272N



2 CARBON FILTERS 2 FILTROS DE CARBONO

MATERIALS: Alloy iron, UV resistant paint coating (interior) MATERIALES: Aleación de hierro, Pintura revestimiento anti UV (interior)

16 LAMP PHILIPS TUV 16 LAMPARA PHILIPS TUV

UV LAMP POWER POTENCIA DE LA LÁMPARA UV: 2x(16W)
HOURS OF SERVICE LIFE (UV-C) HORAS DE VIDA ÚTIL (UV-C): 11.000h

TECHNICAL PARAMETERS PARÁMETROS TÉCNICOS

SCHUKO PLUG ENCHUFE CLASE I: 2.35m
VOLTAGE VOLTAJE: 220-240V/50-60Hz
UV WAVE LENGTH (nm) LONGITUD DE ONDA UV (nm): 254 nm
UV-C POWER/CONSUMPTION POTENCIA/CONSUMO UV-C: 32W
FAN NOISE (AIR IN/OUT) (dB) RUIDO DEL VENTILADOR (ENTRADA/SALIDA DE AIRE) (dB): 35,4 dB
FAN SPEED (AIR IN/OUT) (rpm) VELOCIDAD DEL VENTILADOR (ENTRADA/SALIDA AIRE) (rpm): 1700 rpm
FAN AIR VOLUME (AIR IN/OUT) (m³/min) VOLUMEN DE AIRE DEL VENTILADOR (ENTRADA/SALIDA AIRE) (m³/min): 28,4CFM (0,8 m³/min)
PURIFICATION RATE (m²/h) TASA DE PURIFICACIÓN (m²/h): 20 m²/h
WORKING TEMPERATURE TEMPERATURA DE TRABAJO: -10~45 °C
IP RATE GRADO IP: IP20

TURBO Air cleaner

Air Sterilizers · Esterilizadores de Aire



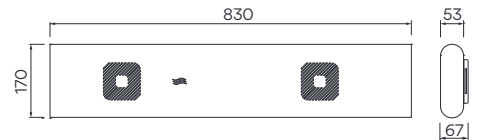
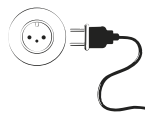
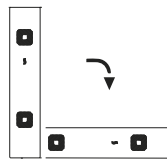


REMOTE CONTROL INCLUDED
MANDO A DISTANCIA INCLUIDO

Air Sterilizers · Esterilizadores de Aire

BCO CODE: A39272B

NGR CODE: A39272N



2 CARBON FILTERS 2 FILTROS DE CARBONO

MATERIALS: Alloy iron, UV resistant paint coating (interior) MATERIALES: Aleación de hierro, Pintura revestimiento anti UV (interior)

16 LAMP PHILIPS TUV 16 LAMPARA PHILIPS TUV

UV LAMP POWER POTENCIA DE LA LÁMPARA UV: 2x(16W)

HOURS OF SERVICE LIFE (UV-C) HORAS DE VIDA ÚTIL (UV-C): 11.000h

TECHNICAL PARAMETERS PARÁMETROS TÉCNICOS

SCHUKO PLUG ENCHUFE CLASE I: 2.35m

VOLTAGE VOLTAJE: 220-240V/50-60Hz

UV WAVE LENGTH (nm) LONGITUD DE ONDA UV (nm): 254 nm

UV-C POWER/CONSUMPTION POTENCIA/CONSUMO UV-C: 32W

FAN NOISE (AIR IN/OUT) (dB) RUIDO DEL VENTILADOR (ENTRADA/SALIDA DE AIRE) (dB): 35,4 dB

FAN SPEED (AIR IN/OUT) (rpm) VELOCIDAD DEL VENTILADOR (ENTRADA/SALIDA AIRE) (rpm): 1700 rpm

FAN AIR VOLUME (AIR IN/OUT) (m³/min) VOLUMEN DE AIRE DEL VENTILADOR (ENTRADA/SALIDA AIRE) (m³/min): 28,4CFM (0,8 m³/min)

PURIFICATION RATE (m²/h) TASA DE PURIFICACIÓN (m²/h): 20 m²/h

WORKING TEMPERATURE TEMPERATURA DE TRABAJO: -10~45 °C

IP RATE GRADO IP: IP20

FOSCA Air cleaner

Air Sterilizers · Esterilizadores de Aire



Illuminate and purify environments with a single product

Ilumina y purifica los ambientes con un único producto




REMOTE CONTROL INCLUDED
MANDO A DISTANCIA INCLUIDO

Air Sterilizers · Esterilizadores de Aire

BCO CODE: A383320B

NGR CODE: A383320N



2 CARBON FILTERS 2 FILTROS DE CARBONO

MATERIALS: Alloy iron, UV resistant paint coating (interior) MATERIALES: Aleación de hierro, Pintura revestimiento anti UV (interior)

16 LAMP PHILIPS TUV 16 LAMPARA PHILIPS TUV


UV LAMP POWER POTENCIA DE LA LÁMPARA UV: 2x(16W)
HOURS OF SERVICE LIFE (UV-C) HORAS DE VIDA ÚTIL (UV-C): 11.000h

TECHNICAL PARAMETERS PARÁMETROS TécnicoS

ELECTRICAL ISOLATION AISLAMIENTO ELECTRICICO: CLASS I
VOLTAGE VOLTAJE: 220-240V/50-60Hz
UV WAVE LENGTH (nm) LONGITUD DE ONDA UV (nm): 254 nm
UV-C POWER/CONSUMPTION POTENCIA/CONSUMO UV-C: 32W
FAN NOISE (AIR IN/OUT) (dB) RUIDO DEL VENTILADOR (ENTRADA/SALIDA DE AIRE) (dB): 35,4 dB
FAN SPEED (AIR IN/OUT) (rpm) VELOCIDAD DEL VENTILADOR (ENTRADA/SALIDA AIRE) (rpm): 1700 rpm
FAN AIR VOLUME (AIR IN/OUT) (m³/min) VOLUMEN DE AIRE DEL VENTILADOR (ENTRADA/SALIDA AIRE) (m³/min): 28,4CFM (0,8 m³/min)
PURIFICATION RATE (m²/h) TASA DE PURIFICACIÓN (m²/h): 20 m²/h
WORKING TEMPERATURE TEMPERATURA DE TRABAJO: -10~45 °C
IP RATE GRADO IP: IP20

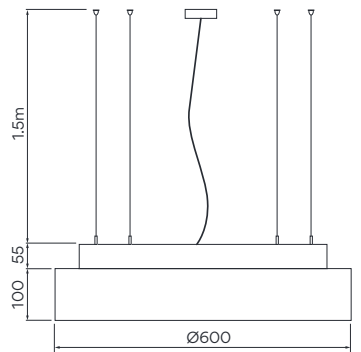
ISIA Air cleaner

Air Sterilizers · Esterilizadores de Aire



Illuminate and purify environments with a single product

Ilumina y purifica los ambientes con un único producto



- BCO 3000K CODE: C392720B
- BCO 4000K CODE: C392721B
- NGR 3000K CODE: C392720N
- NGR 4000K CODE: C392721N



REMOTE CONTROL INCLUDED
MANDO A DISTANCIA INCLUIDO

-
- UV-C + LED
- 55W LED
- 5250lm
- CRI 90
- 0,8 m³/min 28,4 CFM
-
- 11.2
-

2 CARBON FILTERS 2 FILTROS DE CARBONO

MATERIALS: Alloy iron, UV resistant paint coating (interior) MATERIALES: Aleación de hierro, Pintura revestimiento anti UV (interior)

16 LAMP PHILIPS TUV 16 LAMPARA PHILIPS TUV

UV LAMP POWER POTENCIA DE LA LÁMPARA UV: 2x(16W)
HOURS OF SERVICE LIFE (UV-C) HORAS DE VIDA ÚTIL (UV-C): 11.000h

TECHNICAL PARAMETERS PARÁMETROS TécnicoS

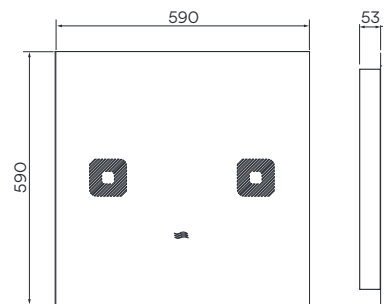
ELECTRICAL ISOLATION AISLAMIENTO ELECTRICO: CLASS I
VOLTAGE VOLTAJE: 220-240V/50-60Hz
UV WAVE LENGTH (nm) LONGITUD DE ONDA UV (nm): 254 nm
UV-C POWER/CONSUMPTION POTENCIA/CONSUMO UV-C: 32W
FAN NOISE (AIR IN/OUT) (dB) RUIDO DEL VENTILADOR (ENTRADA/SALIDA DE AIRE) (dB): 35,4 dB
FAN SPEED (AIR IN/OUT) (rpm) VELOCIDAD DEL VENTILADOR (ENTRADA/SALIDA AIRE) (rpm): 1700 rpm
FAN AIR VOLUME (AIR IN/OUT) (m³/min) VOLUMEN DE AIRE DEL VENTILADOR (ENTRADA/SALIDA AIRE) (m³/min): 28,4CFM (0,8 m³/min)
PURIFICATION RATE (m²/h) TASA DE PURIFICACIÓN (m²/h): 20 m²/h
WORKING TEMPERATURE TEMPERATURA DE TRABAJO: -10~45 °C
IP RATE GRADO IP: IP20

Air Sterilizers · Esterilizadores de Aire

MARCO Air cleaner

Air Sterilizers · Esterilizadores de Aire





Air Sterilizers · Esterilizadores de Aire

BCO CODE: E39272B
 UV-C
0,8 m³/min 28,4 CFM
8.3 KG
CE

2 CARBON FILTERS 2 FILTROS DE CARBONO

MATERIALS: Alloy iron, UV resistant paint coating (interior) MATERIALES: Aleación de hierro, Pintura revestimiento anti UV (interior)

16 LAMP PHILIPS TUV 16 LAMPARA PHILIPS TUV

UV LAMP POWER POTENCIA DE LA LÁMPARA UV: 2x(16W)
 HOURS OF SERVICE LIFE (UV-C) HORAS DE VIDA ÚTIL (UV-C): 11.000h

TECHNICAL PARAMETERS PARÁMETROS TécnicoS

ELECTRICAL ISOLATION AISLAMIENTO ELECTRICO: CLASS I
 VOLTAGE VOLTAJE: 220-240V/50-60Hz
 UV WAVE LENGTH (nm) LONGITUD DE ONDA UV (nm): 254 nm
 UV-C POWER/CONSUMPTION POTENCIA/CONSUMO UV-C: 32W
 FAN NOISE (AIR IN/OUT) (dB) RUIDO DEL VENTILADOR (ENTRADA/SALIDA DE AIRE) (dB): 35,4 dB
 FAN SPEED (AIR IN/OUT) (rpm) VELOCIDAD DEL VENTILADOR (ENTRADA/SALIDA AIRE) (rpm): 1700 rpm
 FAN AIR VOLUME (AIR IN/OUT) (m³/min) VOLUMEN DE AIRE DEL VENTILADOR (ENTRADA/SALIDA AIRE) (m³/min): 28,4CFM (0,8 m³/min)
 PURIFICATION RATE (m²/h) TASA DE PURIFICACIÓN (m²/h): 20 m²/h
 WORKING TEMPERATURE TEMPERATURA DE TRABAJO: -10~45 °C
 IP RATE GRADO IP: IP20



White
Blanco / Blanc / Weiß / Bianco



Black
Negro / Noir / Schwarz / Nero



Floor mounting
Montaje en suelo / Montage au sol / Bodenmontage / Montaggio a pavimento



Wall mounting
Montaje en pared / Montage mural / Wandmontage / Montaggio a parete



Ceiling mounting
Montaje en techo / Montage au plafond / Deckenmontage / Montaggio a soffitto



Ceiling recessed mounting
Empotrable para montaje en techo / Encastrable pour montage au plafond / Decken Einbaumontage / Incasso per montaggio a soffitto



Ultraviolet radiation C (short - wave) & LED T
Radiación Ultravioleta C (onda corta) y LED / Rayonnement ultraviolet C (ondes courtes) et LED / Ultraviolete Strahlung C (kurzwellig) & LED / Radiazione ultravioletta C (onde corte) e LED



Without light
Sin luz / Sans lumière / Ohne Licht / Senza luce



With LED light
Con luz LED / Avec lumière LED / Mit LED-Licht / Con luce LED



Power of light
Potencia de la luz / Puissance de la lumière / Lichtleistung / Potenza della luce



Lumens



Colour temperature
Temperatura de color / Température de couleur / Farbtemperatur / Temperatura di colore



Chromatic Reproduction Index
Índice de Reproducción Cromática / Indice de Reproduction Chromatique / Chromatischer Reproduktionsindex / Indice di resa cromatica



Airflow
Flujo de aire / Débit d'air / Luftstrom / Flusso d'aria



Remote control included
Mando incluido / Télécommande inclus / Fernbedienung enthalten / Telecomando inclusi



Weight
Peso / Le poids / Gewicht / Peso



CE Marking
Marcado CE / Marquage CE / CE-Kennzeichnung / Marcatura CE

Translations / Traducciones / Traductions / Übersetzungen / Traduzioni

Notre gamme de produits AIR CLEANER désinfecte et stérilise dans l'air à l'aide des tubes germicides UVC Philips. Ils sont sûrs et peuvent être utilisés en présence de personnes puisque cette stérilisation est réalisée par rayonnement UVC dans une chambre de désinfection interne. / Unsere AIR CLEANER Produktreihe desinfiziert und luftsterilisiert mit Hilfe von Philips UVC-Strahlungskeimtötungsröhren. Sie sind sicher und können in Anwesenheit von Personen verwendet werden, da die Sterilisation durch UVC-Strahlung in einer internen Desinfektionskammer erfolgt. / La nostra gamma di prodotti AIR CLEANER disinfecta e sterilizza l'aria utilizzando tubi germicidi Philips di radiazioni UVC. Sono sicuri e possono essere utilizzati in presenza di persone, poiché questa sterilizzazione viene effettuata utilizzando la radiazione UVC in una camera di disinfezione interna.

Comment ça marche? Wie funktioniert es? Come funziona?

Notre produit stérilise l'air grâce à l'action des tubes UV-C aux propriétés contre les bactéries, les champignons et les virus (dont Covid-19 *); Cette technologie, dont les résultats ont été démontrés par de nombreuses études, Il peut être sûr et efficace à 99,9% contre les micro-organismes / Unser Produkt sterilisiert die Luft dank der Wirkung von UV-C-Röhren mit Eigenschaften gegen Bakterien, Pilze und Viren (einschließlich Covid-19*); diese Technologie, deren Ergebnisse durch zahlreiche Studien belegt sind, ist sicher und hat eine Wirksamkeit von 99,9% gegen Mikroorganismen / I nostri prodotti sterilizzano l'aria grazie all'azione dei tubi UV-C con proprietà contro batteri, funghi e virus (compreso Covid-19 *); Questa tecnologia, con risultati dimostrati da numerosi studi, è sicura e con un'efficacia che può raggiungere il 99,9% contro i microrganismi.

Largelement utilisé par les scientifiques depuis plus de 40 ans, le rayonnement UV-C est un désinfectant connu pour l'air, les surfaces et l'eau / Die UV-C-Strahlung wird von Wissenschaftlern seit mehr als 40 Jahren eingesetzt und ist ein bekanntes Desinfektionsmittel für Luft, Oberflächen und Wasser / Utilizzata ampiamente dagli scienziati da oltre 40 anni, la radiazione UV-C è un noto disinfettante per aria, superfici e acqua.

Son fonctionnement prévoit un système de ventilation forcée qui absorbe l'air contaminé qui entre en contact avec le rayonnement UV-C avec une action germicide maximale avant d'être renvoyé dans l'environnement / Seine Funktionsweise ist basiert auf einem forcierten Belüftungssystem, das die kontaminierte Luft ansaugt. In der Desinfektionskammer kommt die Luft mit UV-C-Strahlung mit maximaler keimtötender Wirkung in Kontakt, bevor sie wieder an die Umgebung abgegeben wird / I suo funzionamento prevede un sistema di ventilazione forzata che assorbe l'aria inquinata, una volta all'interno della camera di disinfezione l'aria viene a contatto con la radiazione UV-C di massima azione germicida prima di essere nuovamente reimessa nell'ambiente.

Dans nos produits, nous utilisons des tubes avec la technologie germicide de Philips / Wir verwenden Röhren mit keimtötender Technologie der Spitzenmarke Philips / Nei nostri prodotti utilizziamo tubi con tecnologia germicida Philips.

Cette technologie de tube à basse pression est plus efficace que de nombreux produits importés qui utilisent un rayonnement. LED UV-C, car le rayonnement est situé à la longueur d'onde avec un effet germicide maximal, exactement 253,7 nm / Die Strahlung von traditionellen Niederdruckröhren ist effektiver als die Strahlung von UV-C-Röhren mit LED-Technologie, da die Strahlung von traditionellen Röhren bei der Wellenlänge mit maximaler keimtötender Wirkung liegt, genau 253,7 nm / La radiazione da tubi tradizionali a bassa pressione è più efficace della radiazione da tubi UV-C con tecnologia Led, poiché la radiazione da tubi tradizionali si trova alla lunghezza d'onda con massimo effetto germicida, esattamente 253,7 nm.

Le produit est étanche, il peut donc fonctionner en continu en présence de personnes contrairement aux autres produits qui exposent les tubes LED UV-C, ils ne doivent donc être utilisés qu'avec une minuterie et des capteurs de présence / Das Produkt ist luftdicht, so dass es in Anwesenheit von Personen kontinuierlich betrieben werden kann (im Gegensatz zu Produkten mit direkter Strahlung, die nur in Abwesenheit von Lebewesen verwendet werden sollten, mit Zeitschaltuhr und Anwesenheitssensor) / Il prodotto è ermetico quindi può funzionare in modo continuativo in presenza di persone a differenza dei prodotti a radiazione diretta che dovrebbero essere utilizzati solo in assenza di esseri viventi, con timer e sensore di presenza.

Nos produits sont UV-C Free et Ozono Free / Unser Produkt ist UV-C frei und Ozon frei / I nostri prodotti sono privi di UV-C e ozono.

Le produit est marqué CE et a été testé dans un laboratoire européen / Das Produkt ist CE-gekennzeichnet und in europäischen Labors getestet / Il prodotto è marcato CE e testato nei laboratori europei.

* Les études sur l'efficacité ont été réalisées sur d'autres virus de la famille des coronavirus RNA tels que Sars ou Mers, donc il est conclu que cette technologie est aussi efficace contre Covid / *Studien zur Wirksamkeit wurden an anderen Viren aus der Familie der RNA-Coronaviren wie Sars oder Mers durchgeführt, daher ist diese Technologie auch gegen Covid-19 wirksam / * Gli studi sull'efficacia sono stati effettuati su altri virus della famiglia dei coronavirus a RNA come Sars o Mers, pertanto si conclude che questa tecnologia è efficace anche contro Covid-19.

Translations / Traducciones / Traductions / Übersetzungen / Traduzioni

2 CARBON FILTERS / 2 FILTROS DE CARBONO / 2 FILTRES DE CARBONE / 2 KOHLEFILTER / 2 FILTRI DI CARBONIO

MATERIALS: Alloy iron, UV resistant paint coating (interior) / MATERIALES: Aleación de hierro, Pintura revestimiento anti UV (interior) / MATÉRIAUX: Alliage de fer, peinture anti-UV (intérieur) / MATERIALIEN: Eisenlegierung, Anti-UV-Beschichtungsfarbe (innen) / MATERIALI: Lega di ferro, vernice con rivestimento anti UV (interno).

LAMP PHILIPS TUV 16 / LAMPE PHILIPS TUV 16 / LAMPE PHILIPS TUV 16 / LAMPADA PHILIPS TUV 16 / LAMPARA PHILIPS TUV 16

UV LAMP POWER / PUISSANCE DE LA LAMPE UV / POTENCIA DE LA LÁMPARA UV / UV-LAMPE LEISTUNG / POTENZA DELLA LAMPADA UV: 2x(16W)

HOURS OF SERVICE LIFE (UV-C) / HORAS DE VIDA ÚTIL (UV-C) / DE DURÉE DE VIE EN HEURES (UV-C) / TZUNGSSTUNDEN (UV-C) / ORE DI VITA UTILE (UV-C): 11.000h

TECHNICAL PARAMETERS / PARÁMETROS TécnicoS / PARAMÈTRES TECHNIQUES / TECHNISCHE PARAMETER / PARAMETRI TECNICI

SCHUKO PLUG / ENCHUFE SCHUKO / PRISE SCHUKO / SCHUKO-STECKER / PRESA ELETTRICA SCHUKO: 2.35m

ELECTRICAL ISOLATION / AISLAMIENTO ELECTRICO / ISOLATION ÉLECTRIQUE / ELEKTRISCHE ISOLIERUNG / ISOLAMENTO ELETTRICO: Class I / Clase I / Classe I / Classe I / Klasse I

VOLTAGE / VOLTAJE / VOLTAGE / SPANNUNG / VOLTAGGIO: 220-240V/50-60Hz

LONGITUD DE ONDA UV (nm) / UV WAVE LENGTH (nm) / LONGUEUR D'ONDE UV (nm) / UV-WELLENLÄNGE (nm) / LUNGHEZZA D'ONDA UV (nm): 254 nm

POTENCIA/CONSUMO UV-C / UV-C POWER/CONSUMPTION / PUISSANCE/CONSOMMATION UV-C / UV-C LEISTUNG/ VERBRAUCH / CONSUMO ENERGIA/UV-C: XXW

RUIDO DEL VENTILADOR (ENTRADA/SALIDA DE AIRE) (dB) / FAN NOISE (AIR IN/OUT) (dB) / BRUIT DU VENTILATEUR (ENTRÉE/SORTIE D'AIR) (dB) / VENTILATORGERÄUSCH (LUFT EIN/AUS) (dB) / RUMORE VENTOLA (ARIA IN/OUT) (dB): 35,4 dB

VELOCIDAD DEL VENTILADOR (ENTRADA/SALIDA DE AIRE) (rpm) / FAN SPEED (AIR IN/OUT) (rpm) / VITESSE DU VENTILATEUR (ENTRÉE/SORTIE D'AIR) (rpm) / VENTILATORGESCHWINDIGKEIT (AIR IN/OUT) (rpm) / VELOCITÀ VENTILATORE (ARIA IN / OUT) (rpm) 1700 rpm

VOLUMEN DE AIRE DEL VENTILADOR (ENTRADA/SALIDA DE AIRE) (m³/min) / FAN AIR VOLUME (AIR IN/OUT) (m³/min) / VOLUME D'AIR DU VENTILATEUR (ENTRÉE/SORTIE D'AIR) (m³/min) / VENTILATORLUFTVOLUMEN (EINLAUF/ AUSLAUF-LUFT) (m³/min) VOLUME ARIA VENTILATORE (INGRESSO / USCITA ARIA) (m³/min): 28,4CFM (0,8 m³/min)

TASA DE PURIFICACIÓN (m²/h) / PURIFICATION RATE (m²/h) / TAUX DE PURIFICATION (m²/h) / REINIGUNGSRATE (m²/h) / POTENZA DI PURIFICAZIONE (m²/h): 20 m²/h

TEMPERATURA DE TRABAJO / WORKING TEMPERATURE / TEMPERATURE DE FONCTIONNEMENT / ARBEITSTEMPERATUR / TEMPERATURA DI LAVORO: -10~45 °C

GRADO IP / IP RATE / INDICE DE PROTECTION / IP WERT / GRADO IP: IP20

A sticker is enclosed with each product, with which you can identify your establishment as safe and free of bacteria, fungi and viruses.

Con cada producto se adjunta un adhesivo con el que puede identificar su establecimiento como seguro y libre de bacterias, hongos y virus.

Un autocollant est inclus avec chaque produit afin que vous puissiez identifier votre établissement comme un espace sûr exempt de bactéries, champignons et virus.

Jedem Produkt liegt ein Aufkleber bei, mit dem Sie Ihre Einrichtung als sicher und frei von Bakterien, Pilzen und Viren kennzeichnen können.

Ad ogni prodotto è allegato un adesivo con il quale potete identificare il vostro stabilimento come sicuro ed esente da batteri, funghi e virus.



ALPHABETIC INDEX INDICE ALFABÉTICO

| | | | | | | | | |
|----------|------------|---------|----------|------------|---------|---------------|------------|---------|
| A | | | Casio | Wall | 24 | Garona | Bathroom | 77 |
| Abbi | Bathroom | 84 | Casio | Bathroom | 83 | Gary | Pendants | 255 |
| Acai | Outdoor | 381 | Cio | Wall | 59 | Gilda | Wall | 23 |
| Adan | Wall | 32 | Ciro | Pendants | 266 | Gina | Wall | 70 |
| Adriana | Bathroom | 114 | Clever | Technical | 151 | Gina | Technical | 144-145 |
| Aka | Outdoor | 350 | Clik | Wall | 58 | Gina | Collection | 322-323 |
| Alba | Wall | 30 | Clip | Collection | 328 | Grace | Ceiling | 220-223 |
| Aldo | Wall | 25 | Coimbra | Pendants | 277 | H | | |
| Aldo | Bathroom | 82 | Corda | Pendants | 281 | Halo | Wall | 15 |
| Aliena | Bathroom | 92 | Corvus | Wall | 52 | Halo | Collection | 292-295 |
| Aliso | Ceiling | 216-219 | Corvus | Collection | 288-291 | Hera | Bathroom | 102 |
| Amanzi | Mirrors | 119 | Cube | Outdoor | 364 | Hera | Technical | 168 |
| Angus | Ceiling | 238 | Custo | Pendants | 267 | Hold | Wall | 63 |
| Ania | Outdoor | 358-359 | Custom | Wall | 72 | I | | |
| Antea | Technical | 166 | D | | | Icon | Wall | 40-41 |
| Apex | Technical | 138 | Dama | Pendants | 256-257 | Imax | Ceiling | 232-233 |
| Apus | Outdoor | 372 | Dana | Wall | 28-29 | Inari | Pendants | 260 |
| Aqua | Bathroom | 89 | Dario | Wall | 33 | Inda | Pendants | 270 |
| Ares | Bathroom | 92 | Dekla | Collection | 324-325 | Indus | Outdoor | 376 |
| Ariel | Wall | 62 | Dilga | Ceiling | 224-229 | Iro | Technical | 174 |
| Aron | Wall | 55 | Dina | Wall | 23 | Isia recessed | Ceiling | 196-197 |
| Asahi | Table | 342-343 | Dins | Bathroom | 93 | Isia | Ceiling | 190-191 |
| Aspen | Pendants | 271 | Dins | Ceiling | 240-241 | Isia TW | Ceiling | 194-195 |
| Aten | Ceiling | 239 | Dono | Technical | 177 | Isia Pro | Ceiling | 192-193 |
| Atria | Wall | 56 | Dora | Wall | 20 | Isquia | Technical | 133 |
| Axel | Wall | 31 | Doris | Wall | 16 | J | | |
| Aysel | Outdoor | 348 | Doris | Bathroom | 85 | Jarvis | Pendants | 253 |
| B | | | Doris | Collection | 316-319 | Jour | Mirrors | 120 |
| Bali | Pendants | 254 | Doro | Technical | 166 | K | | |
| Bari | Bathroom | 112 | Dot | Technical | 161 | Kali | Wall | 26 |
| Bauhaus | Pendants | 272 | Draco | Outdoor | 349 | Kali | Ceiling | 248 |
| Bella | Wall | 21 | Dseta | Technical | 154 | Kansas | Outdoor | 356 |
| Bellona | Pendants | 262 | Dustin | Bathroom | 91 | Kasbah | Table | 335 |
| Bendis | Pendants | 264 | E | | | Keke | Table | 341 |
| Bios | Technical | 175 | Edgar | Technical | 173 | Kendo | Wall | 47 |
| Bip | Bathroom | 101 | Einar | Technical | 167 | Kendo | Outdoor | 362-363 |
| Bip | Technical | 162 | Ekil | Table | 339 | Kendra | Technical | 139 |
| Blas | Wall | 53 | Electra | Wall | 27 | Kentia | Bathroom | 97 |
| Blas | Outdoor | 355 | Emira | Table | 335 | Kentia | Outdoor | 382 |
| Boan | Bathroom | 103 | Enon | Pendants | 268 | Kidal | Bathroom | 100 |
| Boheme | Wall | 54 | Estela | Mirrors | 115 | Kidal | Technical | 163 |
| Boj | Outdoor | 352 | Ethan | Bathroom | 76 | Kin | Wall | 14 |
| Bond | Outdoor | 365 | Evelyn | Pendants | 252 | Kin | Collection | 296-297 |
| Borneo | Collection | 329 | Evens | Pendants | 278 | Kira | Wall | 48 |
| Box | Bathroom | 79 | F | | | Kira | Outdoor | 354 |
| Branco | Bathroom | 98 | Fer | Wall | 57 | Koe | Ceiling | 230-231 |
| Branco | Technical | 152 | Flex | Wall | 57 | Kore | Technical | 181 |
| Budelli | Technical | 132 | Flexia | Table | 332 | Kowa | Wall | 46 |
| C | | | Fosca | Wall | 44-45 | Kowa | Outdoor | 363 |
| Cairo | Bathroom | 116 | Fotsy | Bathroom | 102 | Krabi | Pendants | 258 |
| Cala | Outdoor | 357 | Fotsy | Technical | 168 | L | | |
| Calma | Wall | 61 | G | | | Laika | Wall | 68 |
| Carlo | Wall | 64 | Gala | Wall | 42 | Laysan | Table | 345 |
| Carre | Technical | 155 | Gamma | Technical | 171 | Lennis | Pendants | 276 |

ALPHABETIC INDEX INDICE ALFABÉTICO

| | | | | | | | | |
|--------------|------------|--------------|-------------------|------------|---------|--------------------|-------------|--------------|
| Like | Table | 338 | Nori | Outdoor | 361 | Studio | Technical | 150 |
| Lina | Bathroom | 95 | Nork | Bathroom | 102 | Sun | Outdoor | 374 |
| Lina | Ceiling | 244 | Nork | Technical | 169 | Sylvana | Wall | 69 |
| Lindana | Table | 336-337 | Norma | Wall | 49 | T | | |
| Linus | Technical | 151 | O | | | Tai | Pendants | 265 |
| Lisboa | Ceiling | 198-201 | Okra | Outdoor | 353 | Take Me | Table | 341 |
| Live | Ceiling | 245 | Olter | Bathroom | 117 | Tana | Pendants | 261 |
| Loira | Bathroom | 77 | Onix | Mirrors | 121 | Tango | Technical | 158-160 |
| London | Ceiling | 202-206 | Orion | Outdoor | 371 | Tao | Pendants | 263 |
| Lotto | Wall | 29 | Oris | Wall | 37 | Tavi | Bathroom | 78 |
| Lou | Technical | 166 | P | | | Tesla | Bathroom | 80 |
| Luca | Wall | 43 | Pamela | Pendants | 284-287 | Thriller | Technical | 172 |
| Luxa | Table | 343 | Panau | Wall | 66 | Tiga | Ceiling | 250 |
| Luxur | Wall | 39 | Panau | Collection | 320-321 | Tilo | Outdoor | 380 |
| Lyon | Wall | 59 | Parma | Wall | 18 | Turin | Ceiling | 206-207 |
| M | | | Parma | Bathroom | 86 | Turkana | Pendants | 251 |
| Madison | Bathroom | 96 | Paul | Technical | 172 | U | | |
| Madison | Ceiling | 234-235 | Perla | Wall | 22 | Unax | Wall | 36 |
| Madison | Outdoor | 379 | Petra | Bathroom | 113 | Ura | Bathroom | 81 |
| Mako | Technical | 134-135 | Picto | Wall | 73 | V | | |
| Malva | Bathroom | 97 | Point | Technical | 170 | Vanduo | Bathroom | 98-99 |
| Malva | Outdoor | 382 | Prado | Technical | 173 | Vanduo | Technical | 152 |
| Manat | Wall | 67 | Praia | Floor | 331 | Velt | Bathroom | 102 |
| Marina | Pendants | 282-283 | R | | | Velt | Technical | 169 |
| Marta | Table | 333 | Regal | Technical | 173 | Virgo | Outdoor | 370 |
| Martin | Table | 333 | Rexa | Technical | 175 | Vivian | Pendants | 279 |
| Maui | Wall | 17 | Ringo | Wall | 50 | Vulcan | Outdoor | 366 |
| Maui | Bathroom | 87 | Robin | Wall | 35 | W | | |
| Maui | Collection | 312-315 | Roku | Technical | 180 | Waka | Technical | 165 |
| Menorca | Bathroom | 88 | Ronie | Technical | 133 | Wallis | Pendants | 261 |
| Milano | Wall | 20 | Rosa Del Desierto | Collection | 308-311 | Winka | Technical | 167 |
| Minsk | Ceiling | 208-211 | S | | | Y | | |
| Mirta | Wall | 19 | Samira | Pendants | 274 | Yamena | Floor | 330 |
| Mirta | Collection | 302-305 | San | Technical | 169 | Yei | Bathroom | 90 |
| Miura | Technical | 172 | Saturna | Wall | 51 | Yomu | Outdoor | 351 |
| Modena | Pendants | 273 | Seiren | Outdoor | 373 | Yon | Technical | 176 |
| Modrian | Wall | 71 | Senda | Wall | 60 | Yota | Technical | 171 |
| Modrian | Technical | 130, 140-143 | Shadow | Wall | 34 | Yuca | Outdoor | 381 |
| Moon | Bathroom | 94 | Sharm | Table | 334 | Z | | |
| Moon | Ceiling | 242-243 | Shiitake | Ceiling | 246-247 | Zen | Outdoor | 375 |
| Morgan | Technical | 136-137 | Shiru | Pendants | 269 | Zoom | Technical | 132, 148-149 |
| Move It | Table | 341 | Sima | Technical | 155 | | | |
| Moyana | Pendants | 275 | Sky Box | Technical | 179 | AIR CLEANER | | |
| Mul | Mirrors | 118 | Sky Spot | Technical | 178 | FOSCA | Air Cleaner | 400-401 |
| Multi Option | Mirrors | 128 | Soho | Technical | 151 | ISIA | Air Cleaner | 402-403 |
| Munich | Ceiling | 212-215 | Solar | Outdoor | 367 | MARCO | Air Cleaner | 404-405 |
| Musca | Technical | 164 | Soul | Technical | 153 | TURBO base | Air Cleaner | 396-397 |
| N | | | Spectra | Technical | 156-157 | TURBO | Air Cleaner | 398-399 |
| Nanok | Collection | 306-307 | Spica | Outdoor | 368-369 | | | |
| Naos | Collection | 326-327 | Square | Bathroom | 96 | | | |
| Nashira | Outdoor | 369 | Square | Ceiling | 236-237 | | | |
| Nemo | Outdoor | 377 | Square | Outdoor | 378 | | | |
| Niga | Technical | 176 | Stilo | Wall | 65 | | | |
| Nintu | Pendants | 260 | Stilo | Collection | 298-301 | | | |

CODE INDEX INDICE DE CÓDIGOS

| TRACK ACCESSORIES | | |
|-------------------|-----------------------------|-----|
| 5FIN4116B | End Cap White | 130 |
| 5FIN4116N | End Cap Black | 130 |
| 6CON411601DB | Connector Right White | 130 |
| 6CON411601DN | Connector Right Black | 130 |
| 6CON411601IB | Connector Left White | 130 |
| 6CON411601IN | Connector Left Black | 130 |
| 6CON411602B | Straight Joint White | 130 |
| 6CON411602N | Straight Joint Black | 130 |
| 6CON411605B | Stright Supply Joint White | 130 |
| 6CON411605N | Stright Supply Joint Black | 130 |
| 6CON411608B | Flexible Joint White | 130 |
| 6CON411608N | Flexible Joint Black | 130 |
| 6CON411603DB | "L" Joint Right White | 130 |
| 6CON411603DN | "L" Joint Right Black | 130 |
| 6CON411603IB | "L" Joint Left White | 130 |
| 6CON411603IN | "L" Joint Left Black | 130 |
| 6CON411606D1B | "T" Joint Right 1 White | 130 |
| 6CON411606D1N | "T" Joint Right 1 Black | 130 |
| 6CON411606D2B | "T" Joint Right 2 White | 130 |
| 6CON411606D2N | "T" Joint Right 2 Black | 130 |
| 6CON411606I1B | "T" Joint Left 1 White | 130 |
| 6CON411606I1N | "T" Joint Left 1 Black | 130 |
| 6CON411606I2B | "T" Joint Left 2 White | 130 |
| 6CON411606I2N | "T" Joint Left 2 Black | 130 |
| 6CON411607B | "X" Joint White | 130 |
| 6CON411607N | "X" Joint Black | 130 |
| 6TRACK001B | Track 1m White | 130 |
| 6TRACK001N | Track 1m Black | 130 |
| 6TRACK002B | Track 2m White | 130 |
| 6TRACK002N | Track 2m Black | 130 |
| 6CONTL5B | Suspension Kit White | 130 |
| 6CONTL5N | Suspension Kit Black | 130 |
| 5CLA41162B | Susp. Connector 30mm White | 130 |
| 5CLA41162N | Susp. Connector 30mm Black | 130 |
| 5CLA41161B | Susp. Connector 180mm White | 130 |
| 5CLA41161N | Susp. Connector 180mm Black | 130 |
| 6CONCLGB | Pendant Adaptor White | 130 |
| 6CONCLGN | Pendant Adaptor Black | 130 |
| PENDANT KIT | | |
| 81CON34531B | 4P. 3m White | 191 |
| 81CON34531N | 4P. 3m Black | 191 |
| 81CON34531OT | 4P. 3m Gold | 191 |
| 81CON34532BDP | 4P. 3m DALI/Push White | 191 |
| 81CON34532NDP | 4P. 3m DALI/Push Black | 191 |
| 81CON34532OTDP | 4P. 3m DALI/Push Gold | 191 |
| 81CON3453B | 4P. 1,5m White | 191 |
| 81CON3453BDP | 4P. 1,5m DALI/Push White | 191 |
| 81CON3453N | 4P. 1,5m Black | 191 |
| 81CON3453NDP | 4P. 1,5m DALI/Push Black | 191 |
| 81CON3453OT | 4P. 1,5m Gold | 191 |
| 81CON3453OTDP | 4P. 1,5m DALI/Push Gold | 191 |
| 81FLO224T3CTB | 1P. 3m White | 191 |
| 81FLO224T3CTBDP | 1P. 3m DALI/Push White | 191 |
| 81FLO224T3CTN | 1P. 3m Black | 191 |
| 81FLO224T3CTNDP | 1P. 3m DALI/Push Black | 191 |
| 81FLO224T3CTOT | 1P. 3m Gold | 191 |
| 81FLO224T3CTOTDP | 1P. 3m DALI/Push Gold | 191 |

| LISBOA PENDANT KIT | | |
|---------------------|--------------------------------|-----|
| 81CON38514B | Lisboa/40 White | 201 |
| 81CON38514N | Lisboa/40 Black | 201 |
| 81CON38514BDP | Lisboa/40 White DALI/Push | 201 |
| 81CON38514NDP | Lisboa/40 Black DALI/Push | 201 |
| 81CON38516B | Lisboa/60 White | 201 |
| 81CON38516N | Lisboa/60 Black | 201 |
| 81CON38516BDP | Lisboa/60 White DALI/Push | 201 |
| 81CON38516NDP | Lisboa/60 Black DALI/Push | 201 |
| 81CON38518B | Lisboa/80 White | 201 |
| 81CON38518N | Lisboa/80 Black | 201 |
| 81CON38518BDP | Lisboa/80 White DALI/Push | 201 |
| 81CON38518NDP | Lisboa/80 Black DALI/Push | 201 |
| CONTROL ACCESSORIES | | |
| 6DET008 | Casambi Surface Motion Sensor | 384 |
| 6DET007 | Casambi Recessed Motion Sensor | 384 |
| XCONTROL018B | Casambi Xpress White | 384 |
| XCONTROL018N | Casambi Xpress Black | 384 |
| XCONTROL021 | Monocanal I Remote Control | 385 |
| XCONTROL001 | Multicanal Remote Control | 385 |
| XDRVPART008 | Receptor Remote Control | 385 |
| XDRVPART012 | Wifi Smart Control | 385 |
| 6DET002 | Motion Sensor | 386 |
| 6BAT004 | 1H Emergency Kit | 386 |
| 6BAT005 | 3H Emergency Kit | 386 |
| PRISMATIC DIFUSSER | | |
| 5DIF34534MP | ISIA Prismatic Difusser 40cm | 387 |
| 5DIF34536MP | ISIA Prismatic Difusser 60cm | 387 |
| 5DIF34538MP | ISIA Prismatic Difusser 80cm | 387 |
| 5DIF345310MP | ISIA Prismatic Difusser 100cm | 387 |
| BULBS | | |
| ACB62109 | GU10 LED 3000K | 388 |
| ACB62122 | GU10 LED 4000K | 388 |
| ACB62110 | GU10 LED 5000K | 388 |
| ACB62393 | E27 14W LED 3000K | 388 |
| ACB62394 | E27 14W LED 4000K | 388 |
| ACB62395 | E27 14W LED 5000K | 388 |
| ACB62105 | G9 4W LED 3000K | 388 |
| ACB62106 | G9 4W LED 5000K | 388 |
| ACB62600 | E27 Deco Globo 6W LED | 388 |
| ACB62605 | E27 Deco Globo 6W LED Mirror | 388 |
| ACB62504 | E27 Deco Globo 6W LED Negro | 388 |
| ACB62158 | E27 Deco Globo 7W LED | 388 |
| ACB62157 | E27 Deco Slim 7W LED | 388 |
| ACB62069 | E27 6W LED 3000K | 388 |
| ACB62126 | E27 6W LED 4000K | 388 |
| ACB62070 | E276 W LED 5000K | 388 |
| ACB62434 | E27 9W LED 3000K | 388 |
| ACB62435 | E27 9W LED 4000K | 388 |
| ACB62436 | E27 9W LED 5000K | 388 |
| ACB62431 | E14 Globo LED 3000K | 388 |
| ACB62432 | E14 Glob oLED 4000K | 388 |
| ACB62433 | E14 Globo LED 5000K | 388 |
| ACB62437 | E14 Vela LED 3000K | 388 |
| ACB62438 | E14 Vela LED 4000K | 388 |
| ACB62439 | E14 Vela LED 5000K | 388 |

CODE INDEX INDICE DE CÓDIGOS

| NUMBERS | | | | | | | | |
|------------|---------|-------------|------------|-------|-------------|------------|---------|-------------|
| 1BIS38431O | Mako | 135 | A30550B | Mirta | 19, 302-305 | A34560B | Nanok | 306-307 |
| 5PANT3664N | Hold | 63 | A30550PI | Mirta | 19, 302-305 | A34560MA | Nanok | 306-307 |
| A | | | A30711OP | Dina | 23 | A352711C | Aliena | 92 |
| A16100B | Casio | 24, 83 | A308910B | Icon | 40-41 | A352721C | Aliena | 92 |
| A16100C | Casio | 24, 83 | A308910N | Icon | 40-41 | A354610B | Norma | 49 |
| A16100NM | Casio | 24, 83 | A308919B | Icon | 40-41 | A355911CTP | Ares | 92 |
| A163000LB | Mul | 118 | A308920B | Icon | 40-41 | A355931CTP | Ares | 92 |
| A1630020LB | Mul | 118 | A308920N | Icon | 40-41 | A356101C | Dustin | 91 |
| A163291NMS | Milano | 20 | A308929B | Icon | 40-41 | A356111C | Dustin | 91 |
| A164121OP | Kali | 26, 248 | A308930B | Icon | 40-41 | A356121C | Dustin | 91 |
| A1642900LB | Jour | 120 | A308930BDP | Icon | 40-41 | A356310NC | Picto | 73 |
| A16501BIP | Casio | 24, 83 | A308930BDT | Icon | 40-41 | A35680B | Manat | 67 |
| A16501CIP | Casio | 24, 83 | A308930N | Icon | 40-41 | A35680N | Manat | 67 |
| A16501NMIP | Casio | 24, 83 | A308930NDP | Icon | 40-41 | A35680NS | Manat | 67 |
| A166081B | Unax | 36 | A308930NDT | Icon | 40-41 | A357710B | Edgar | 173 |
| A166081N | Unax | 36 | A308939B | Icon | 40-41 | A357810B | Paul | 172 |
| A166081NMS | Unax | 36 | A308939BDP | Icon | 40-41 | A359211C | Loira | 77 |
| A166941OP | Dora | 20 | A308939BDT | Icon | 40-41 | A359311B | Garona | 77 |
| A166951OP | Gilda | 23 | A318310C | Aqua | 89 | A359600LP | Amanzi | 119 |
| A167361NMS | Flex | 57 | A318320C | Aqua | 89 | A359610LP | Amanzi | 119 |
| A167361U | Flex | 57 | A318330C | Aqua | 89 | A359620LP | Amanzi | 119 |
| A167391NMS | Fer | 57 | A318910B | Gala | 42 | A362510NS | Electra | 27 |
| A167391U | Fer | 57 | A318910N | Gala | 42 | A36600B | Panau | 66, 320-321 |
| A167801NMS | Carlo | 64 | A318919B | Gala | 42 | A36600NS | Panau | 66, 320-321 |
| A167801U | Carlo | 64 | A32000C | Box | 79 | A36641BDER | Hold | 63 |
| A167821NMS | Carlo | 64 | A32001C | Box | 79 | A36641BIZQ | Hold | 63 |
| A167821U | Carlo | 64 | A320030C | Box | 79 | A36641NDER | Hold | 63 |
| A201420GR | Okra | 353 | A320031C | Box | 79 | A36641NIZQ | Hold | 63 |
| A201520GR | Boj | 352 | A32391B | Cio | 59 | A36651BDER | Laika | 68 |
| A201810GR | Cala | 357 | A32391N | Cio | 59 | A36651BIZQ | Laika | 68 |
| A202310N | Yomu | 351 | A32401N | Aron | 55 | A36991B | Lyon | 59 |
| A202410N | Aka | 350 | A32401NS | Aron | 55 | A36991N | Lyon | 59 |
| A202520N | Kansas | 356 | A325211ES | Boan | 103 | A373021B | Menorca | 88 |
| A202611N | Sun | 374 | A32631OP | Bella | 21 | A373021N | Menorca | 88 |
| A202621N | Sun | 374 | A32632OP | Bella | 21 | A373021U | Menorca | 88 |
| A203210B | Kendo | 47, 362-363 | A329821C | Ura | 81 | A373610NS | Clik | 58 |
| A203210N | Kendo | 47, 362-363 | A329831C | Ura | 81 | A373610U | Clik | 58 |
| A203210O | Kendo | 47, 362-363 | A32991B | Axel | 31 | A37640B | Zoom | 148-149 |
| A203310B | Kowa | 46, 363 | A335621B | Malva | 97, 382 | A37640N | Zoom | 148-149 |
| A203310N | Kowa | 46, 363 | A33571B | Lotto | 29 | A377510C | Ethan | 76 |
| A203310O | Kowa | 46, 363 | A33861B | Alba | 30 | A378020B | Blas | 53, 355 |
| A203810GR | Zen | 375 | A33863B | Alba | 30 | A378020N | Blas | 53, 355 |
| A20391GR | Cube | 364 | A33871B | Dana | 28-29 | A379510NS | Dario | 33 |
| A204010GR | Boj | 352 | A33911C | Yei | 90 | A379510U | Dario | 33 |
| A204110GR | Okra | 353 | A33913C | Yei | 90 | A379610N | Shadow | 34 |
| A20441GR | Nori | 361 | A341310NS | Adan | 32 | A379610O | Shadow | 34 |
| A20442GR | Nori | 361 | A341310U | Adan | 32 | A379910LB | Bari | 112 |
| A205810GR | Apus | 372 | A342110B | Ariel | 62 | A379920LB | Bari | 112 |
| A2060000GR | Ania | 359 | A3423100B | Luca | 43 | A380010C | Abbi | 84 |
| A2060100GR | Ania | 359 | A3423200B | Luca | 43 | A380410LB | Petra | 113 |
| A2061000GR | Spica | 368-369 | A342420B | Kira | 48, 354 | A380420LB | Petra | 113 |
| A2062000GR | Nashira | 369 | A342429B | Kira | 48, 354 | A38130N | Ringo | 50 |
| A2069000GR | Aysel | 348 | A343210C | Aldo | 25, 82 | A38130O | Ringo | 50 |
| A2070000GR | Draco | 349 | A343211C | Aldo | 25, 82 | A38140B | Robin | 35 |
| A30201OP | Perla | 22 | A343220C | Aldo | 25, 82 | A38140N | Robin | 35 |
| A30201OT | Perla | 22 | A343221C | Aldo | 25, 82 | A38140O | Robin | 35 |
| A303310NS | Custom | 72 | A343230C | Aldo | 25, 82 | A381510N | Halo | 15, 292-295 |
| | | | A343231C | Aldo | 25, 82 | A381510O | Halo | 15, 292-295 |

CODE INDEX INDICE DE CÓDIGOS

| | | | | | | | | |
|-------------|-------------------|-----------------|------------|--------|---------|-------------|----------|---------|
| A38201N | Doris | 16, 85, 316-319 | AS202012N | Solar | 367 | C34561BG | Nanok | 306-307 |
| A38201O | Doris | 16, 85, 316-319 | AS204210N | Vulcan | 366 | C34561MA | Nanok | 306-307 |
| A38210B | Sylvana | 69 | AS20431N | Bond | 365 | C356220B | Bendis | 264 |
| A383110N | Onix | 121 | C | | | C356220N | Bendis | 264 |
| A38330B | Fosca | 44-45 | C30550B | Mirta | 302-305 | C36851B | Shiru | 269 |
| A38330N | Fosca | 44-45 | C30550PI | Mirta | 302-305 | C36861GR | Enon | 268 |
| A38330O | Fosca | 44-45 | C30551B | Mirta | 302-305 | C370741B | Tiga | 250 |
| A383410C | Tesla | 80 | C30551PI | Mirta | 302-305 | C370741BOT | Tiga | 250 |
| A383420C | Tesla | 80 | C31961B | Tai | 265 | C370741N | Tiga | 250 |
| A38350B | Senda | 60 | C31961N | Tai | 265 | C370741NOT | Tiga | 250 |
| A38350N | Senda | 60 | C32351B | Studio | 150 | C370841B | Jarvis | 253 |
| A38360B | Calma | 61 | C32351N | Studio | 150 | C370841N | Jarvis | 253 |
| A38360N | Calma | 61 | C32544OP | Ciro | 266 | C371151N | Bellona | 262 |
| A38390B | Oris | 37 | C34331B | Nintu | 260 | C371341N | Tao | 263 |
| A38400B | Luxur | 39 | C34341B | Inari | 260 | C37141N | Tana | 261 |
| A38400N | Luxur | 39 | C345010B | Dilga | 224-229 | C37141U | Tana | 261 |
| A38400O | Luxur | 39 | C345010BCA | Dilga | 224-229 | C37151N | Wallis | 261 |
| A385060C | Tavi | 78 | C345010BDP | Dilga | 224-229 | C37151U | Wallis | 261 |
| A38741B | Gina | 70, 144-145 | C345010BDT | Dilga | 224-229 | C3740190NO | Shiitake | 247 |
| A38741N | Gina | 70, 144-145 | C345010N | Dilga | 224-229 | C3742220B | Aliso | 216-219 |
| A3912245N | Rosa del Desierto | 308-311 | C345010NCA | Dilga | 224-229 | C3742220BCA | Aliso | 216-219 |
| A3912260N | Rosa del Desierto | 308-311 | C345010NDP | Dilga | 224-229 | C3742220N | Aliso | 216-219 |
| A39135NAL | Pamela | 284-287 | C345010NDT | Dilga | 224-229 | C3742220NCA | Aliso | 216-219 |
| A39135NAR | Pamela | 284-287 | C345020B | Dilga | 224-229 | C374290B | Aliso | 216-219 |
| A39135NN | Pamela | 284-287 | C345020BCA | Dilga | 224-229 | C374290N | Aliso | 216-219 |
| A39137NAL | Pamela | 284-287 | C345020BDP | Dilga | 224-229 | C37640B | Zoom | 148-149 |
| A39137NAR | Pamela | 284-287 | C345020BDT | Dilga | 224-229 | C37640N | Zoom | 148-149 |
| A39137NN | Pamela | 284-287 | C345020N | Dilga | 224-229 | C376820N | Tango | 159 |
| A3925000N | Atria | 56 | C345020NCA | Dilga | 224-229 | C38063B | Marina | 282-283 |
| A392510NM | Atria | 56 | C345020NDP | Dilga | 224-229 | C38063N | Marina | 282-283 |
| A3945000N | Corvus | 52 | C345020NDT | Dilga | 224-229 | C38064B | Marina | 282-283 |
| A3945000N | Corvus | 288-291 | C345040B | Dilga | 224-229 | C38064N | Marina | 282-283 |
| A3946080N | Parma | 18, 86 | C345040BCA | Dilga | 224-229 | C38067B | Marina | 282-283 |
| A3946080O | Parma | 18, 86 | C345040BDP | Dilga | 224-229 | C38067N | Marina | 282-283 |
| A3951080B | Modrian | 71, 140-143 | C345040BDT | Dilga | 224-229 | C38181N | Custo | 267 |
| A3951080N | Modrian | 71, 140-143 | C345040N | Dilga | 224-229 | C38181O | Custo | 267 |
| A3951080O | Modrian | 71, 140-143 | C345040NCA | Dilga | 224-229 | C3815140N | Halo | 292-295 |
| A3951180B | Modrian | 71, 140-143 | C345040NDP | Dilga | 224-229 | C3815140O | Halo | 292-295 |
| A3951180N | Modrian | 71, 140-143 | C345040NDT | Dilga | 224-229 | C3815180N | Halo | 292-295 |
| A3951180O | Modrian | 71, 140-143 | C345050B | Dilga | 224-229 | C3815180O | Halo | 292-295 |
| A3953000N | Saturna | 51 | C345050BCA | Dilga | 224-229 | C382082N | Doris | 316-319 |
| A3953000O | Saturna | 51 | C345050BDP | Dilga | 224-229 | C382082O | Doris | 316-319 |
| A3953100N | Saturna | 51 | C345050BDT | Dilga | 224-229 | C384820B | Grace | 220-223 |
| A3953100O | Saturna | 51 | C345050N | Dilga | 224-229 | C384820BCA | Grace | 220-223 |
| A80131NMSB | Dekla | 324-325 | C345050NCA | Dilga | 224-229 | C384820BDP | Grace | 220-223 |
| A80131NMSSP | Dekla | 324-325 | C345050NDP | Dilga | 224-229 | C384820BDT | Grace | 220-223 |
| A81632N | Maui | 17, 87, 312-315 | C345050NDT | Dilga | 224-229 | C384820N | Grace | 220-223 |
| A81632O | Maui | 17, 87, 312-315 | C345060B | Dilga | 224-229 | C384820NCA | Grace | 220-223 |
| A816910N | Kin | 14, 296-297 | C345060BCA | Dilga | 224-229 | C384820NDP | Grace | 220-223 |
| A8202080N | Stilo | 65, 298-301 | C345060BDP | Dilga | 224-229 | C384820NDT | Grace | 220-223 |
| A940601LP | Adriana | 114 | C345060BDT | Dilga | 224-229 | C384821B | Grace | 220-223 |
| A943810LB | Olter | 117 | C345060N | Dilga | 224-229 | C384821BCA | Grace | 220-223 |
| A943820LB | Olter | 117 | C345060NCA | Dilga | 224-229 | C384821BDP | Grace | 220-223 |
| A943910LB | Estela | 115 | C345060NDP | Dilga | 224-229 | C384821BDT | Grace | 220-223 |
| A943920LB | Estela | 115 | C345060NDT | Dilga | 224-229 | C384821N | Grace | 220-223 |
| A948010ALB | Cairo | 116 | C34560BG | Nanok | 306-307 | C384821NCA | Grace | 220-223 |
| A964801B | Multi Option | 128 | C34560MA | Nanok | 306-307 | C384821NDP | Grace | 220-223 |

CODE INDEX INDICE DE CÓDIGOS

| | | | | | | | | |
|------------|---------|---------|------------|-------------------|---------|------------|---------------|----------|
| C384821NDT | Grace | 220-223 | C390912BB | Bali | 254 | C816352N | Maui | 312-315 |
| C384830B | Grace | 220-223 | C390912BGR | Bali | 254 | C816352O | Maui | 312-315 |
| C384830BCA | Grace | 220-223 | C390912BMA | Bali | 254 | C816950N | Kin | 296-297 |
| C384830BDP | Grace | 220-223 | C390912BN | Bali | 254 | C816960N | Kin | 296-297 |
| C384830BDT | Grace | 220-223 | C391025BAZ | Krabi | 258 | C81777B | Dama | 256-257 |
| C384830N | Grace | 220-223 | C391025BB | Krabi | 258 | C81777BGR | Dama | 256-257 |
| C384830NCA | Grace | 220-223 | C391025BGR | Krabi | 258 | C8202080N | Stilo | 298-301 |
| C384830NDP | Grace | 220-223 | C391025BMA | Krabi | 258 | C8202180N | Stilo | 298-301 |
| C384830NDT | Grace | 220-223 | C391025BN | Krabi | 258 | E | | |
| C384831B | Grace | 220-223 | C391039BAZ | Krabi | 259 | E204710IN | Nemo | 377 |
| C384831BCA | Grace | 220-223 | C391039BB | Krabi | 259 | E2063000GR | Orion | 371 |
| C384831BDP | Grace | 220-223 | C391039BGR | Krabi | 259 | E2064000GR | Virgo | 370 |
| C384831BDT | Grace | 220-223 | C391039BMA | Krabi | 259 | E2065080IN | Indus | 376 |
| C384831N | Grace | 220-223 | C391039BN | Krabi | 259 | E2066080IN | Indus | 376 |
| C384831NCA | Grace | 220-223 | C3912135N | Rosa del Desierto | 308-311 | E32401N | Aron | 55 |
| C384831NDP | Grace | 220-223 | C3912145N | Rosa del Desierto | 308-311 | E32401NS | Aron | 55 |
| C384831NDT | Grace | 220-223 | C3912160N | Rosa del Desierto | 308-311 | E34091B | Gamma | 171 |
| C384840B | Grace | 220-223 | C39135NAL | Pamela | 284-287 | E345340B | Isia recessed | 196-197 |
| C384840BCA | Grace | 220-223 | C39135NAR | Pamela | 284-287 | E345340BCA | Isia recessed | 196-197 |
| C384840BDP | Grace | 220-223 | C39135NN | Pamela | 284-287 | E345340BDP | Isia recessed | 196-197 |
| C384840BDT | Grace | 220-223 | C39137NAL | Pamela | 284-287 | E345340BDT | Isia recessed | 196-197 |
| C384840N | Grace | 220-223 | C39137NAR | Pamela | 284-287 | E345341B | Isia recessed | 196-197 |
| C384840NCA | Grace | 220-223 | C39137NN | Pamela | 284-287 | E345341BCA | Isia recessed | 196-197 |
| C384840NDP | Grace | 220-223 | C39154ARLI | Modena | 273 | E345341BDP | Isia recessed | 196-197 |
| C384840NDT | Grace | 220-223 | C39154BLI | Modena | 273 | E345341BDT | Isia recessed | 196-197 |
| C384841B | Grace | 220-223 | C39154VELI | Modena | 273 | E345360B | Isia recessed | 196-197 |
| C384841BCA | Grace | 220-223 | C39156ARLI | Modena | 273 | E345360BCA | Isia recessed | 196-197 |
| C384841BDP | Grace | 220-223 | C39156BLI | Modena | 273 | E345360BDP | Isia recessed | 196-197 |
| C384841BDT | Grace | 220-223 | C39156VELI | Modena | 273 | E345360BDT | Isia recessed | 196-197 |
| C384841N | Grace | 220-223 | C39164ARLI | Aspen | 271 | E345361B | Isia recessed | 196-197 |
| C384841NCA | Grace | 220-223 | C39164BLI | Aspen | 271 | E345361BCA | Isia recessed | 196-197 |
| C384841NDP | Grace | 220-223 | C39164VELI | Aspen | 271 | E345361BDP | Isia recessed | 196-197 |
| C384841NDT | Grace | 220-223 | C39166ARLI | Aspen | 271 | E345361BDT | Isia recessed | 196-197 |
| C38551B | Inda | 270 | C39166BLI | Aspen | 271 | E356220B | Bendis | 264 |
| C38551N | Inda | 270 | C39166VELI | Aspen | 271 | E356220N | Bendis | 264 |
| C39013NAL | Corda | 281 | C39174ARLI | Bauhaus | 272 | E37310B | Spectra | 157 |
| C39013NAR | Corda | 281 | C39174BLI | Bauhaus | 272 | E37640B | Zoom | 148-149 |
| C39013NN | Corda | 281 | C39174VELI | Bauhaus | 272 | E37640N | Zoom | 148-149 |
| C39015NAL | Corda | 281 | C39176ARLI | Bauhaus | 272 | E37641B | Zoom | 148-149 |
| C39015NAR | Corda | 281 | C39176BLI | Bauhaus | 272 | E37641N | Zoom | 148-149 |
| C39015NN | Corda | 281 | C39176VELI | Bauhaus | 272 | E376510B | Miura | 172 |
| C390645BAZ | Evelyn | 252 | C392650NA | Moyana | 275 | E376610B | Prado | 173 |
| C390645BB | Evelyn | 252 | C392830NA | Lennis | 276 | E376710B | Regal | 173 |
| C390645BGR | Evelyn | 252 | C392925NA | Coimbra | 277 | E376810B | Tango | 160 |
| C390645BMA | Evelyn | 252 | C393040NA | Evens | 278 | E376820B | Tango | 160 |
| C390645BN | Evelyn | 252 | C393125NA | Vivian | 279 | E377100B | Kidal | 100, 163 |
| C390732BAZ | Gary | 255 | C393250NA | Samira | 274 | E377101B | Kidal | 100, 163 |
| C390732BB | Gary | 255 | C3945000N | Corvus | 288-291 | E377110B | Kidal | 100, 163 |
| C390732BGR | Gary | 255 | C3951080B | Modrian | 140-143 | E377111B | Kidal | 100, 163 |
| C390732BMA | Gary | 255 | C3951080N | Modrian | 140-143 | E37841B | Thriller | 172 |
| C390732BN | Gary | 255 | C3951080O | Modrian | 140-143 | E378520B | Point | 170 |
| C390816BAZ | Turkana | 251 | C81631N | Maui | 312-315 | E37880B | Antea | 166 |
| C390816BB | Turkana | 251 | C81631O | Maui | 312-315 | E37880N | Antea | 166 |
| C390816BGR | Turkana | 251 | C81633N | Maui | 312-315 | E37890B | Doro | 166 |
| C390816BMA | Turkana | 251 | C81633O | Maui | 312-315 | E37890N | Doro | 166 |
| C390816BN | Turkana | 251 | C81634N | Maui | 312-315 | E37900B | Lou | 166 |
| C390912BAZ | Bali | 254 | C81634O | Maui | 312-315 | E382610B | Boheme | 54 |

CODE INDEX INDICE DE CÓDIGOS

| | | | | | | | | |
|--------------|---------|-------------|------------|----------|-------------|-------------|--------|---------|
| E382610N | Boheme | 54 | P03953BL | Dins | 93, 240-241 | P329110B | Yon | 176 |
| E382620B | Boheme | 54 | P03953BSL | Dins | 93, 240-241 | P32911B | Yon | 176 |
| E382620N | Boheme | 54 | P03953N | Dins | 93, 240-241 | P329120B | Yon | 176 |
| E3874080B | Gina | 144-145 | P03953NMS | Dins | 93, 240-241 | P32912B | Yon | 176 |
| E3874080N | Gina | 144-145 | P03953NMSL | Dins | 93, 240-241 | P329210B | Niga | 176 |
| E3925000N | Atria | 56 | P03953NSL | Dins | 93, 240-241 | P32921B | Niga | 176 |
| E392510NM | Atria | 56 | P041240P | Kali | 248 | P329220B | Niga | 176 |
| E3947080B | Musca | 164 | P096910OP | Moon | 94, 242-243 | P32922B | Niga | 176 |
| E3947180B | Musca | 164 | P096911OP | Moon | 94, 242-243 | P335521B | Kentia | 97, 382 |
| E3949000B | Dot | 161 | P09691OP | Moon | 94, 242-243 | P34061B | Dseta | 154 |
| E3949000N | Dot | 161 | P096920OPL | Moon | 94, 242-243 | P34081B | Yota | 171 |
| E3951080B | Modrian | 140-143 | P09692OP | Moon | 94, 242-243 | P341210B | Apex | 138 |
| E3951080N | Modrian | 140-143 | P09692OPL | Moon | 94, 242-243 | P341210BDT | Apex | 138 |
| E3951080O | Modrian | 140-143 | P096930OPL | Moon | 94, 242-243 | P341210N | Apex | 138 |
| F | | | P09693OP | Moon | 94, 242-243 | P341210NDT | Apex | 138 |
| F37640B | Zoom | 148-149 | P09693OPL | Moon | 94, 242-243 | P341211B | Apex | 138 |
| F37640N | Zoom | 148-149 | P096970OPL | Moon | 94, 242-243 | P341211BDT | Apex | 138 |
| H | | | P096971OPL | Moon | 94, 242-243 | P3420111B | Dono | 177 |
| H203810GR | Zen | 375 | P09697OP | Moon | 94, 242-243 | P3420111PL | Dono | 177 |
| H2072080GR | Seiren | 373 | P20013GR | Yuca | 381 | P342011BDP | Dono | 177 |
| H30541B | Mirta | 302-305 | P20024GR | Acai | 381 | P342011PLDP | Dono | 177 |
| H30541PI | Mirta | 302-305 | P2013101GR | Tilo | 380 | P3420211B | Dono | 177 |
| H36600B | Panau | 320-321 | P201310GR | Tilo | 380 | P3420211PL | Dono | 177 |
| H36600NS | Panau | 320-321 | P2044GR | Nori | 360 | P342021BDP | Dono | 177 |
| H3820180N | Doris | 316-319 | P2060000GR | Ania | 358-359 | P342021PLDP | Dono | 177 |
| H3820180O | Doris | 316-319 | P323300B | Sky Spot | 178 | P343510B | Kore | 181 |
| H3874080B | Gina | 144-145 | P32330B | Sky Spot | 178 | P343511B | Kore | 181 |
| H3874080B | Gina | 322-323 | P323310B | Sky Spot | 178 | P343520B | Kore | 181 |
| H3874080N | Gina | 144-145 | P32331B | Sky Spot | 178 | P343521B | Kore | 181 |
| H3874080N | Gina | 322-323 | P323320B | Sky Spot | 178 | P343530B | Kore | 181 |
| H3945000N | Corvus | 288-291 | P32332B | Sky Spot | 178 | P343531B | Kore | 181 |
| H80131NSBEST | Dekla | 324-325 | P323341B | Sky Spot | 178 | P343540B | Kore | 181 |
| H80131NSPEST | Dekla | 324-325 | P32334B | Sky Spot | 178 | P343541B | Kore | 181 |
| H81631N | Maui | 312-315 | P323400B | Sky Box | 179 | P343610B | Roku | 180 |
| H81631O | Maui | 312-315 | P32340B | Sky Box | 179 | P343611B | Roku | 180 |
| H816410NS | Praia | 331 | P323410B | Sky Box | 179 | P343620B | Roku | 180 |
| H816420NS | Praia | 331 | P32341B | Sky Box | 179 | P343621B | Roku | 180 |
| H816520N | Yamena | 330 | P323420B | Sky Box | 179 | P343630B | Roku | 180 |
| H816520NS | Yamena | 330 | P32342B | Sky Box | 179 | P343631B | Roku | 180 |
| H816910N | Kin | 296-297 | P323441B | Sky Box | 179 | P343640B | Roku | 180 |
| H8178N | Clip | 328 | P32344B | Sky Box | 179 | P343641B | Roku | 180 |
| H81792N | Borneo | 329 | P323450B | Sky Box | 179 | P344760B | Angus | 238 |
| H8191080O | Naos | 326-327 | P323451B | Sky Box | 179 | P344761B | Angus | 238 |
| H8202080N | Stilo | 298-301 | P323460B | Sky Box | 179 | P344770B | Angus | 238 |
| P | | | P323461B | Sky Box | 179 | P344771B | Angus | 238 |
| P039520BCL | Dins | 93, 240-241 | P32350B | Studio | 150 | P345010B | Dilga | 224-227 |
| P039520NL | Dins | 93, 240-241 | P32350N | Studio | 150 | P345010BCA | Dilga | 224-227 |
| P039520NSL | Dins | 93, 240-241 | P32351B | Studio | 150 | P345010BDP | Dilga | 224-227 |
| P039521NL | Dins | 93, 240-241 | P32351N | Studio | 150 | P345010BDT | Dilga | 224-227 |
| P03952B | Dins | 93, 240-241 | P328810BCD | Bios | 175 | P345010N | Dilga | 224-227 |
| P03952BCL | Dins | 93, 240-241 | P32881BCD | Bios | 175 | P345010NCA | Dilga | 224-227 |
| P03952N | Dins | 93, 240-241 | P328820BCD | Bios | 175 | P345010NDP | Dilga | 224-227 |
| P03952NMS | Dins | 93, 240-241 | P32882BCD | Bios | 175 | P345010NDT | Dilga | 224-227 |
| P03952NSL | Dins | 93, 240-241 | P328910BCD | Rexa | 175 | P345020B | Dilga | 224-227 |
| P039530NL | Dins | 93, 240-241 | P32891BCD | Rexa | 175 | P345020BCA | Dilga | 224-227 |
| P039531NL | Dins | 93, 240-241 | P328920BCD | Rexa | 175 | P345020BDP | Dilga | 224-227 |
| P03953B | Dins | 93, 240-241 | P32892BCD | Rexa | 175 | P345020BDT | Dilga | 224-227 |

CODE INDEX INDICE DE CÓDIGOS

| | | | | | | | | |
|--------------|----------|---------|--------------|----------|---------|--------------|----------|---------|
| P345020N | Dilga | 224-227 | P345349PNDP | Isia Pro | 192-193 | P345380OT | Isia | 190-191 |
| P345020NCA | Dilga | 224-227 | P345360B | Isia | 190-191 | P345380OTCA | Isia | 190-191 |
| P345020NDP | Dilga | 224-227 | P345360BCA | Isia | 190-191 | P345380OTDP | Isia | 190-191 |
| P345020NDT | Dilga | 224-227 | P345360BDP | Isia | 190-191 | P345380OTDT | Isia | 190-191 |
| P345040B | Dilga | 224-227 | P345360BDT | Isia | 190-191 | P345380PB | Isia Pro | 192-193 |
| P345040BCA | Dilga | 224-227 | P345360N | Isia | 190-191 | P345380PBCA | Isia Pro | 192-193 |
| P345040BDP | Dilga | 224-227 | P345360NCA | Isia | 190-191 | P345380PBDP | Isia Pro | 192-193 |
| P345040BDT | Dilga | 224-227 | P345360NDP | Isia | 190-191 | P345380PN | Isia Pro | 192-193 |
| P345040N | Dilga | 224-227 | P345360NDT | Isia | 190-191 | P345380PNCA | Isia Pro | 192-193 |
| P345040NCA | Dilga | 224-227 | P345360OT | Isia | 190-191 | P345380PNDP | Isia Pro | 192-193 |
| P345040NDP | Dilga | 224-227 | P345360OTCA | Isia | 190-191 | P345381B | Isia | 190-191 |
| P345040NDT | Dilga | 224-227 | P345360OTDP | Isia | 190-191 | P345381BCA | Isia | 190-191 |
| P345340B | Isia | 190-191 | P345360OTDT | Isia | 190-191 | P345381BDP | Isia | 190-191 |
| P345340BCA | Isia | 190-191 | P345360PB | Isia Pro | 192-193 | P345381BDT | Isia | 190-191 |
| P345340BDP | Isia | 190-191 | P345360PBCA | Isia Pro | 192-193 | P345381N | Isia | 190-191 |
| P345340BDT | Isia | 190-191 | P345360PBDP | Isia Pro | 192-193 | P345381NCA | Isia | 190-191 |
| P345340N | Isia | 190-191 | P345360PN | Isia Pro | 192-193 | P345381NDP | Isia | 190-191 |
| P345340NCA | Isia | 190-191 | P345360PNCA | Isia Pro | 192-193 | P345381NDT | Isia | 190-191 |
| P345340NDP | Isia | 190-191 | P345360PNDP | Isia Pro | 192-193 | P345381OT | Isia | 190-191 |
| P345340NDT | Isia | 190-191 | P345361B | Isia | 190-191 | P345381OTCA | Isia | 190-191 |
| P345340OT | Isia | 190-191 | P345361BCA | Isia | 190-191 | P345381OTDP | Isia | 190-191 |
| P345340OTCA | Isia | 190-191 | P345361BDP | Isia | 190-191 | P345381OTDT | Isia | 190-191 |
| P345340OTDP | Isia | 190-191 | P345361BDT | Isia | 190-191 | P345381PB | Isia Pro | 192-193 |
| P345340OTDT | Isia | 190-191 | P345361N | Isia | 190-191 | P345381PBCA | Isia Pro | 192-193 |
| P345340PB | Isia Pro | 192-193 | P345361NCA | Isia | 190-191 | P345381PBDP | Isia Pro | 192-193 |
| P345340PBCA | Isia Pro | 192-193 | P345361NDP | Isia | 190-191 | P345381PN | Isia Pro | 192-193 |
| P345340PBDP | Isia Pro | 192-193 | P345361NDT | Isia | 190-191 | P345381PNCA | Isia Pro | 192-193 |
| P345340PN | Isia Pro | 192-193 | P345361OT | Isia | 190-191 | P345381PNDP | Isia Pro | 192-193 |
| P345340PNCA | Isia Pro | 192-193 | P345361OTCA | Isia | 190-191 | P345383BTWAP | Isia TW | 194-195 |
| P345340PNDP | Isia Pro | 192-193 | P345361OTDP | Isia | 190-191 | P345383BTWCA | Isia TW | 194-195 |
| P345341B | Isia | 190-191 | P345361OTDT | Isia | 190-191 | P345383BTWRC | Isia TW | 194-195 |
| P345341BCA | Isia | 190-191 | P345361PB | Isia Pro | 192-193 | P345383NTWAP | Isia TW | 194-195 |
| P345341BDP | Isia | 190-191 | P345361PBCA | Isia Pro | 192-193 | P345383NTWCA | Isia TW | 194-195 |
| P345341BDT | Isia | 190-191 | P345361PBDP | Isia Pro | 192-193 | P345383NTWRC | Isia TW | 194-195 |
| P345341N | Isia | 190-191 | P345361PN | Isia Pro | 192-193 | P345389PB | Isia Pro | 192-193 |
| P345341NCA | Isia | 190-191 | P345361PNCA | Isia Pro | 192-193 | P345389PBCA | Isia Pro | 192-193 |
| P345341NDP | Isia | 190-191 | P345361PNDP | Isia Pro | 192-193 | P345389PBDP | Isia Pro | 192-193 |
| P345341NDT | Isia | 190-191 | P345363BTWAP | Isia TW | 194-195 | P345389PN | Isia Pro | 192-193 |
| P345341OT | Isia | 190-191 | P345363BTWCA | Isia TW | 194-195 | P345389PNCA | Isia Pro | 192-193 |
| P345341OTCA | Isia | 190-191 | P345363BTWRC | Isia TW | 194-195 | P345389PNDP | Isia Pro | 192-193 |
| P345341OTDP | Isia | 190-191 | P345363NTWAP | Isia TW | 194-195 | P345390B | Isia | 190-191 |
| P345341OTDT | Isia | 190-191 | P345363NTWCA | Isia TW | 194-195 | P345390BCA | Isia | 190-191 |
| P345341PB | Isia Pro | 192-193 | P345363NTWRC | Isia TW | 194-195 | P345390BDP | Isia | 190-191 |
| P345341PBCA | Isia Pro | 192-193 | P345369PB | Isia Pro | 192-193 | P345390BDT | Isia | 190-191 |
| P345341PBDP | Isia Pro | 192-193 | P345369PBCA | Isia Pro | 192-193 | P345390N | Isia | 190-191 |
| P345341PN | Isia Pro | 192-193 | P345369PBDP | Isia Pro | 192-193 | P345390NCA | Isia | 190-191 |
| P345341PNCA | Isia Pro | 192-193 | P345369PN | Isia Pro | 192-193 | P345390NDP | Isia | 190-191 |
| P345341PNDP | Isia Pro | 192-193 | P345369PNCA | Isia Pro | 192-193 | P345390NDT | Isia | 190-191 |
| P345343BTWCA | Isia TW | 194-195 | P345369PNDP | Isia Pro | 192-193 | P345390OT | Isia | 190-191 |
| P345343BTWRC | Isia TW | 194-195 | P345380B | Isia | 190-191 | P345390OTCA | Isia | 190-191 |
| P345343NTWCA | Isia TW | 194-195 | P345380BCA | Isia | 190-191 | P345390OTDP | Isia | 190-191 |
| P345343NTWRC | Isia TW | 194-195 | P345380BDP | Isia | 190-191 | P345390OTDT | Isia | 190-191 |
| P345349PB | Isia Pro | 192-193 | P345380BDT | Isia | 190-191 | P345390PB | Isia Pro | 192-193 |
| P345349PBCA | Isia Pro | 192-193 | P345380N | Isia | 190-191 | P345390PBCA | Isia Pro | 192-193 |
| P345349PBDP | Isia Pro | 192-193 | P345380NCA | Isia | 190-191 | P345390PBDP | Isia Pro | 192-193 |
| P345349PN | Isia Pro | 192-193 | P345380NDP | Isia | 190-191 | P345390PN | Isia Pro | 192-193 |
| P345349PNCA | Isia Pro | 192-193 | P345380NDT | Isia | 190-191 | P345390PNCA | Isia Pro | 192-193 |

CODE INDEX INDICE DE CÓDIGOS

| | | | | | | | | |
|--------------|----------|------------------|------------|----------|----------|-------------|--------|---------|
| P345390PNDP | Isia Pro | 192-193 | P35541NS | Hera | 102, 168 | P3759120B | Munich | 212-215 |
| P345391B | Isia | 190-191 | P35551C | Fotsy | 102, 168 | P3759120BCA | Munich | 212-215 |
| P345391BCA | Isia | 190-191 | P35551NS | Fotsy | 102, 168 | P3759120N | Munich | 212-215 |
| P345391BDP | Isia | 190-191 | P35571B | Winka | 167 | P3759120NCA | Munich | 212-215 |
| P345391BDT | Isia | 190-191 | P35571N | Winka | 167 | P3759121B | Munich | 212-215 |
| P345391N | Isia | 190-191 | P35571OT | Winka | 167 | P3759121BCA | Munich | 212-215 |
| P345391NCA | Isia | 190-191 | P35581B | Einar | 167 | P3759121N | Munich | 212-215 |
| P345391NDP | Isia | 190-191 | P35581BOT | Einar | 167 | P3759121NCA | Munich | 212-215 |
| P345391NDT | Isia | 190-191 | P35581N | Einar | 167 | P375940B | Munich | 212-215 |
| P345391OT | Isia | 190-191 | P35581NOT | Einar | 167 | P375940BCA | Munich | 212-215 |
| P345391OTCA | Isia | 190-191 | P363150OPL | Live | 245 | P375940N | Munich | 212-215 |
| P345391OTDP | Isia | 190-191 | P363170OPL | Live | 245 | P375940NCA | Munich | 212-215 |
| P345391OTDT | Isia | 190-191 | P36771B | Nork | 102, 169 | P375960B | Munich | 212-215 |
| P345391PB | Isia Pro | 192-193 | P36781B | Velt | 102, 169 | P375960BCA | Munich | 212-215 |
| P345391PBCA | Isia Pro | 192-193 | P36791B | San | 169 | P375960N | Munich | 212-215 |
| P345391PBDP | Isia Pro | 192-193 | P36792B | San | 169 | P375960NCA | Munich | 212-215 |
| P345391PN | Isia Pro | 192-193 | P36800B | Bip | 101, 162 | P375990B | Munich | 212-215 |
| P345391PNCA | Isia Pro | 192-193 | P36800C | Bip | 101, 162 | P375990BCA | Munich | 212-215 |
| P345391PNDP | Isia Pro | 192-193 | P36800NS | Bip | 101, 162 | P375990N | Munich | 212-215 |
| P345393BTWAP | Isia TW | 194-195 | P36881B | Apex | 138 | P375990NCA | Munich | 212-215 |
| P345393BTWCA | Isia TW | 194-195 | P36881N | Apex | 138 | P375991B | Munich | 212-215 |
| P345393BTWRC | Isia TW | 194-195 | P3706610OP | Aten | 239 | P375991BCA | Munich | 212-215 |
| P345393NTWAP | Isia TW | 194-195 | P3706611OP | Aten | 239 | P375991N | Munich | 212-215 |
| P345393NTWCA | Isia TW | 194-195 | P37251B | Waka | 165 | P375991NCA | Munich | 212-215 |
| P345393NTWRC | Isia TW | 194-195 | P37252B | Waka | 165 | P3760100B | London | 202-206 |
| P345399PB | Isia Pro | 192-193 | P37310B | Spectra | 156 | P3760100BCA | London | 202-206 |
| P345399PBCA | Isia Pro | 192-193 | P374060NO | Shiitake | 246 | P3760100BDP | London | 202-206 |
| P345399PBDP | Isia Pro | 192-193 | P374220B | Aliso | 216-219 | P3760100N | London | 202-206 |
| P345399PN | Isia Pro | 192-193 | P374220N | Aliso | 216-219 | P3760100NCA | London | 202-206 |
| P345399PNCA | Isia Pro | 192-193 | P374270B | Aliso | 216-219 | P3760100NDP | London | 202-206 |
| P345399PNDP | Isia Pro | 192-193 | P374270N | Aliso | 216-219 | P3760101B | London | 202-206 |
| P34671B | Vanduo | 98-99, 152 | P374290B | Aliso | 216-219 | P3760101BCA | London | 202-206 |
| P34671C | Vanduo | 98-99, 152 | P374290N | Aliso | 216-219 | P3760101BDP | London | 202-206 |
| P34671N | Vanduo | 98-99, 152 | P375840B | Minsk | 216-219 | P3760101N | London | 202-206 |
| P34671NS | Vanduo | 98-99, 152 | P375840BCA | Minsk | 216-219 | P3760101NCA | London | 202-206 |
| P34681B | Branco | 98, 152 | P375840BDP | Minsk | 216-219 | P3760101NDP | London | 202-206 |
| P34681N | Branco | 98, 152 | P375840N | Minsk | 216-219 | P3760120B | London | 202-206 |
| P34681NS | Branco | 98, 152 | P375840NCA | Minsk | 216-219 | P3760120BCA | London | 202-206 |
| P34722NS | Lina | 95, 244 | P375840NDP | Minsk | 216-219 | P3760120BDP | London | 202-206 |
| P34723NS | Lina | 95, 244 | P375841B | Minsk | 216-219 | P3760120N | London | 202-206 |
| P349713B | Madison | 96, 234-235, 379 | P375841BCA | Minsk | 216-219 | P3760120NCA | London | 202-206 |
| P349713BEM | Madison | 96, 234-235, 379 | P375841BDP | Minsk | 216-219 | P3760120NDP | London | 202-206 |
| P349713BMS | Madison | 96, 234-235, 379 | P375841N | Minsk | 216-219 | P3760121B | London | 202-206 |
| P351213B | Square | 96, 236-237, 378 | P375841NCA | Minsk | 216-219 | P3760121BCA | London | 202-206 |
| P351213BMS | Square | 96, 236-237, 378 | P375841NDP | Minsk | 216-219 | P3760121BDP | London | 202-206 |
| P353310B | Iro | 174 | P375860B | Minsk | 216-219 | P3760121N | London | 202-206 |
| P353330B | Iro | 174 | P375860BCA | Minsk | 216-219 | P3760121NCA | London | 202-206 |
| P353810B | Apex | 138 | P375860BDP | Minsk | 216-219 | P3760121NDP | London | 202-206 |
| P353810N | Apex | 138 | P375860N | Minsk | 216-219 | P3760150B | London | 202-206 |
| P354110B | Clever | 151 | P375860NCA | Minsk | 216-219 | P3760150BCA | London | 202-206 |
| P354110N | Clever | 151 | P375860NDP | Minsk | 216-219 | P3760150BDP | London | 202-206 |
| P354120B | Clever | 151 | P375861B | Minsk | 216-219 | P3760150N | London | 202-206 |
| P354120N | Clever | 151 | P375861BCA | Minsk | 216-219 | P3760150NCA | London | 202-206 |
| P354210B | Soho | 151 | P375861BDP | Minsk | 216-219 | P3760150NDP | London | 202-206 |
| P354220B | Soho | 151 | P375861N | Minsk | 216-219 | P3760151B | London | 202-206 |
| P35541B | Hera | 102, 168 | P375861NCA | Minsk | 216-219 | P3760151BCA | London | 202-206 |
| P35541C | Hera | 102, 168 | P375861NDP | Minsk | 216-219 | P3760151BDP | London | 202-206 |

CODE INDEX INDICE DE CÓDIGOS

| | | | | | | | | |
|-------------|--------|---------|------------|--------|---------|------------|--------|---------|
| P3760151N | London | 202-206 | P376310B | Sima | 155 | P384821NCA | Grace | 220-223 |
| P3760151NCA | London | 202-206 | P376310N | Sima | 155 | P384821NDP | Grace | 220-223 |
| P3760151NDP | London | 202-206 | P37640B | Zoom | 148-149 | P384821NDT | Grace | 220-223 |
| P376020B | London | 202-206 | P37640BR | Zoom | 148-149 | P384830B | Grace | 220-223 |
| P376020N | London | 202-206 | P37640N | Zoom | 148-149 | P384830BCA | Grace | 220-223 |
| P376021B | London | 202-206 | P37640OS | Zoom | 148-149 | P384830BDP | Grace | 220-223 |
| P376021N | London | 202-206 | P37641B | Zoom | 148-149 | P384830BDT | Grace | 220-223 |
| P376030B | London | 202-206 | P37641N | Zoom | 148-149 | P384830N | Grace | 220-223 |
| P376030N | London | 202-206 | P37642B | Zoom | 148-149 | P384830NCA | Grace | 220-223 |
| P376031B | London | 202-206 | P37642N | Zoom | 148-149 | P384830NDP | Grace | 220-223 |
| P376031N | London | 202-206 | P376810N | Tango | 158 | P384830NDT | Grace | 220-223 |
| P376040B | London | 202-206 | P376820N | Tango | 158 | P384831B | Grace | 220-223 |
| P376040BCA | London | 202-206 | P37920B | Soul | 153 | P384831BCA | Grace | 220-223 |
| P376040BDP | London | 202-206 | P37920BOS | Soul | 153 | P384831BDP | Grace | 220-223 |
| P376040N | London | 202-206 | P37920N | Soul | 153 | P384831BDT | Grace | 220-223 |
| P376040NCA | London | 202-206 | P37920NOS | Soul | 153 | P384831N | Grace | 220-223 |
| P376040NDP | London | 202-206 | P382363B | Imax | 232-233 | P384831NCA | Grace | 220-223 |
| P376041B | London | 202-206 | P382363N | Imax | 232-233 | P384831NDP | Grace | 220-223 |
| P376041BCA | London | 202-206 | P382393B | Imax | 232-233 | P384831NDT | Grace | 220-223 |
| P376041BDP | London | 202-206 | P382393N | Imax | 232-233 | P385140B | Lisboa | 198-201 |
| P376041N | London | 202-206 | P384310B | Mako | 135 | P385140BCA | Lisboa | 198-201 |
| P376041NCA | London | 202-206 | P384310N | Mako | 135 | P385140BDP | Lisboa | 198-201 |
| P376041NDP | London | 202-206 | P3845140B | Linus | 151 | P385140BDT | Lisboa | 198-201 |
| P376060B | London | 202-206 | P3845140N | Linus | 151 | P385140N | Lisboa | 198-201 |
| P376060BCA | London | 202-206 | P384590B | Linus | 151 | P385140NCA | Lisboa | 198-201 |
| P376060BDP | London | 202-206 | P384590N | Linus | 151 | P385140NDP | Lisboa | 198-201 |
| P376060N | London | 202-206 | P384610B | Morgan | 137 | P385140NDT | Lisboa | 198-201 |
| P376060NCA | London | 202-206 | P384610N | Morgan | 137 | P385141B | Lisboa | 198-201 |
| P376060NDP | London | 202-206 | P384810B | Grace | 220-223 | P385141BCA | Lisboa | 198-201 |
| P376061B | London | 202-206 | P384810BCA | Grace | 220-223 | P385141BDP | Lisboa | 198-201 |
| P376061BCA | London | 202-206 | P384810BDP | Grace | 220-223 | P385141BDT | Lisboa | 198-201 |
| P376061BDP | London | 202-206 | P384810BDT | Grace | 220-223 | P385141N | Lisboa | 198-201 |
| P376061N | London | 202-206 | P384810N | Grace | 220-223 | P385141NCA | Lisboa | 198-201 |
| P376061NCA | London | 202-206 | P384810NCA | Grace | 220-223 | P385141NDP | Lisboa | 198-201 |
| P376061NDP | London | 202-206 | P384810NDP | Grace | 220-223 | P385141NDT | Lisboa | 198-201 |
| P376080B | London | 202-206 | P384810NDT | Grace | 220-223 | P385160B | Lisboa | 198-201 |
| P376080BCA | London | 202-206 | P384811B | Grace | 220-223 | P385160BCA | Lisboa | 198-201 |
| P376080BDP | London | 202-206 | P384811BCA | Grace | 220-223 | P385160BDP | Lisboa | 198-201 |
| P376080N | London | 202-206 | P384811BDP | Grace | 220-223 | P385160BDT | Lisboa | 198-201 |
| P376080NCA | London | 202-206 | P384811BDT | Grace | 220-223 | P385160N | Lisboa | 198-201 |
| P376080NDP | London | 202-206 | P384811N | Grace | 220-223 | P385160NCA | Lisboa | 198-201 |
| P376081B | London | 202-206 | P384811NCA | Grace | 220-223 | P385160NDP | Lisboa | 198-201 |
| P376081BCA | London | 202-206 | P384811NDP | Grace | 220-223 | P385160NDT | Lisboa | 198-201 |
| P376081BDP | London | 202-206 | P384811NDT | Grace | 220-223 | P385161B | Lisboa | 198-201 |
| P376081N | London | 202-206 | P384820B | Grace | 220-223 | P385161BCA | Lisboa | 198-201 |
| P376081NCA | London | 202-206 | P384820BCA | Grace | 220-223 | P385161BDP | Lisboa | 198-201 |
| P376081NDP | London | 202-206 | P384820BDP | Grace | 220-223 | P385161BDT | Lisboa | 198-201 |
| P376110B | Turin | 206-207 | P384820BDT | Grace | 220-223 | P385161N | Lisboa | 198-201 |
| P376110BCA | Turin | 206-207 | P384820N | Grace | 220-223 | P385161NCA | Lisboa | 198-201 |
| P376111B | Turin | 206-207 | P384820NCA | Grace | 220-223 | P385161NDP | Lisboa | 198-201 |
| P376111BCA | Turin | 206-207 | P384820NDP | Grace | 220-223 | P385161NDT | Lisboa | 198-201 |
| P376120B | Turin | 206-207 | P384820NDT | Grace | 220-223 | P385180B | Lisboa | 198-201 |
| P376120BCA | Turin | 206-207 | P384821B | Grace | 220-223 | P385180BCA | Lisboa | 198-201 |
| P376121B | Turin | 206-207 | P384821BCA | Grace | 220-223 | P385180BDP | Lisboa | 198-201 |
| P376121BCA | Turin | 206-207 | P384821BDP | Grace | 220-223 | P385180BDT | Lisboa | 198-201 |
| P376210B | Carre | 155 | P384821BDT | Grace | 220-223 | P385180N | Lisboa | 198-201 |
| P376210N | Carre | 155 | P384821N | Grace | 220-223 | P385180NCA | Lisboa | 198-201 |

| | | |
|------------|---------|---------|
| P385180NDP | Lisboa | 198-201 |
| P385180NDT | Lisboa | 198-201 |
| P385181B | Lisboa | 198-201 |
| P385181BCA | Lisboa | 198-201 |
| P385181BDP | Lisboa | 198-201 |
| P385181BDT | Lisboa | 198-201 |
| P385181N | Lisboa | 198-201 |
| P385181NCA | Lisboa | 198-201 |
| P385181NDP | Lisboa | 198-201 |
| P385181NDT | Lisboa | 198-201 |
| P3852401B | Koe | 230-231 |
| P385243B | Koe | 230-231 |
| P3852601B | Koe | 230-231 |
| P385263B | Koe | 230-231 |
| P3874R20B | Gina | 144-145 |
| P3874R20N | Gina | 144-145 |
| P3874R30B | Gina | 144-145 |
| P3874R30N | Gina | 144-145 |
| P3945000N | Corvus | 288-291 |
| P3946080N | Parma | 18, 86 |
| P3946080O | Parma | 18, 86 |
| P3951080B | Modrian | 140-143 |
| P3951080N | Modrian | 140-143 |
| P3951080O | Modrian | 140-143 |
| P3951180B | Modrian | 140-143 |
| P3951180N | Modrian | 140-143 |
| P3951180O | Modrian | 140-143 |
| P3951280B | Modrian | 140-143 |
| P3951280N | Modrian | 140-143 |
| P3951280O | Modrian | 140-143 |
| P3951380B | Modrian | 140-143 |
| P3951380N | Modrian | 140-143 |
| P3951380O | Modrian | 140-143 |
| P3951480B | Modrian | 140-143 |
| P3951480N | Modrian | 140-143 |
| P3951480O | Modrian | 140-143 |

R

| | | |
|----------|---------|-----|
| R41161B | Budelli | 132 |
| R41161N | Budelli | 132 |
| R411710B | Isquia | 133 |
| R411710N | Isquia | 133 |
| R411720B | Isquia | 133 |
| R411720N | Isquia | 133 |
| R411810B | Ronie | 133 |
| R411810N | Ronie | 133 |

S

| | | |
|-----------|-------|---------|
| S21511NMS | Marta | 333 |
| S21511U | Marta | 333 |
| S30540B | Mirta | 302-305 |
| S30540PI | Mirta | 302-305 |
| S30541B | Mirta | 302-305 |
| S30541PI | Mirta | 302-305 |
| S30542B | Mirta | 302-305 |
| S30542PI | Mirta | 302-305 |
| S36600B | Panau | 320-321 |
| S36600NS | Panau | 320-321 |
| S381510N | Halo | 292-295 |

| | | |
|--------------|---------|------------------|
| S381510O | Halo | 292-295 |
| S3820180N | Doris | 316-319 |
| S3820180O | Doris | 316-319 |
| S3874080B | Gina | 144-145, 322-323 |
| S3874080N | Gina | 144-145, 322-323 |
| S3945000N | Corvus | 288-291 |
| S80131NSBEST | Dekla | 324-325 |
| S80131NSPEST | Dekla | 324-325 |
| S81251NS | Martin | 333 |
| S81251U | Martin | 333 |
| S81511B | Keke | 341 |
| S81521N | Laysan | 345 |
| S81631N | Maui | 312-315 |
| S81631O | Maui | 312-315 |
| S817218BG | Take Me | 341 |
| S81731GR | Move It | 341 |
| S81731GRUCU | Move It | 341 |
| S8175B | Flexia | 332 |
| S8175BGR | Flexia | 332 |
| S81761B | Like | 338 |
| S8178N | Clip | 328 |
| S8179N | Borneo | 329 |
| S81831B | Ekil | 339 |
| S81831N | Ekil | 339 |
| S81900B | Asahi | 342-343 |
| S81900N | Asahi | 342-343 |
| S8191080O | Naos | 326-327 |
| S8191180O | Naos | 326-327 |
| S8194B | Lindana | 336-337 |
| S8194N | Lindana | 336-337 |
| S8202080N | Stilo | 298-301 |
| S8202180N | Stilo | 298-301 |
| S8203000N | Luxa | 343 |
| S8204080B | Kasbah | 335 |
| S8205080T | Emira | 335 |
| S8206080N | Sharm | 334 |

T

| | | |
|-----------|---------|--------------|
| T341210B | Apex | 138 |
| T341210N | Apex | 138 |
| T37640B | Zoom | 132, 148-149 |
| T37640N | Zoom | 132, 148-149 |
| T384310B | Mako | 134 |
| T384310N | Mako | 134 |
| T384410B | Kendra | 139 |
| T384410N | Kendra | 139 |
| T384610B | Morgan | 136 |
| T384610N | Morgan | 136 |
| T3951080B | Modrian | 132, 140-143 |
| T3951080N | Modrian | 132, 140-143 |
| T3951080O | Modrian | 132, 140-143 |

AIR CLEANER

| | | |
|----------|------------------------|---------|
| A383320B | Fosca Air Cleaner | 400-401 |
| A383320N | Fosca Air Cleaner | 400-401 |
| A39272B | Turbo Air Cleaner | 398-399 |
| A39272N | Turbo Air Cleaner | 398-399 |
| C392720B | Isia Air Cleaner | 402-403 |
| C392720N | Isia Air Cleaner | 402-403 |
| C392721B | Isia Air Cleaner | 402-403 |
| C392721N | Isia Air Cleaner | 402-403 |
| E39272B | Marco Air Cleaner | 404-405 |
| H39272B | Turbo base Air Cleaner | 396-397 |
| H39272N | Turbo base Air Cleaner | 396-397 |

THANK YOU

GRACIAS

MERCI

GRAZIE

DANKE SCHÖN