

# CATALOGUE

[www.acrylicosvallejo.com](http://www.acrylicosvallejo.com)

September 2021

The most complete  
range of acrylic  
colors for models  
and miniatures











Acrylic colors since 1965

**AV**  
vallejo



## Contents/Contenido

	<b>Introduction</b> <i>Introducción</i>	<b>Game</b> <b>Air</b>
	4	76
	<b>Model</b> <b>Color</b>	<b>Eccentric</b> <b>Colors</b>
	7	78
	<b>Liquid</b> <b>Gold</b>	<b>Weathering</b> <b>Effects</b>
	27	80
	<b>Model</b> <b>Air</b>	<b>Diorama</b> <b>Effects</b>
	29	86
	<b>Panzer</b> <b>Aces</b>	<b>Pigments</b>
	64	91
	<b>Metal</b> <b>Color</b>	<b>Model Wash</b>
	67	94
	<b>Mecha</b> <b>Color</b>	<b>Surface Primer</b>
	70	96
	<b>Game</b> <b>Color</b>	<b>Hobby Paint</b> <b>Spray</b>
	72	98



## Premium RC Color

100



## Auxiliaries Auxiliares

102



## Vallejo Scenics

106



## Vallejo Scenery

117



## Hobby Stencils

122



## Brushes Pinceles

126



## Airbrushes Aerógrafos

128



## Color Cases Maletines

130



## Hobby Tools Herramientas

133



## Paint Stands Organizadores de colores

142




## Publications Publicaciones

145



## Accessories Accesorios

154



## Displays Expositores

155



## Product Guide Guía de Producto

163



## Historical Color References

173



## Health & Safety Salud y seguridad

182



All colors in our catalogue conform to ASTM D-4236 standards (American Society for Testing and Materials).



Todos los colores en nuestro catálogo están conformes con las normas ASTM D-4236 (American Society for Testing and Materials).

Pictures courtesy by: Imágenes cedidas por:

Avatars of War, Juanjo Baron, José Brito, Murat Özgül, Chema Cabrero, Freebooterminatures, Ángel Giráldez, Raúl García La Torre, Jaime Ortiz, Plastic Soldier Company Ltd, Euromodelismo, Robert Karlsson "Rogland", Scratchmod, Javier Molina.

Due to the printing process, the colors reproduced in this catalogue are to be considered as approximate only, and may not correspond exactly to the originals.

Debido a la impresión en cuatricromía, los colores en este catálogo pueden variar de los colores originales, y su reproducción es tan solo orientativa.

# Introduction

**EN** The Vallejo Company was established in 1965, in New Jersey, U.S.A. In the first years the company specialized in the manufacture of Film Color, water-based acrylic colors for animated films (cartoons). In 1969 the company moved to Spain; in those years many important cartoon studios were based in Europe. The special qualities and unique formula of Film Color soon became known, and the product was used by most of the important studios on the continent.

In 1972 Amadeo Vallejo developed Acrylic Artist Color, the first acrylic for fine arts manufactured in Spain, and one of the first acrylic colors for artists produced in Europe. In this period, Vallejo also introduced Liquid Watercolor-colors for graphic design.

*“The experience and knowledge accumulated in the elaboration of artist colors over the last 55 years is the most valued asset of our company”*

*Amadeo Vallejo Díez, Founder.*


In 1981, following suggestions by professors of the Fine Arts University of Barcelona, Vallejo presented Acrylic Studio, a range of high quality acrylic colors for fine arts in large size packaging, the first such presentation in artist colors worldwide at a reduced and unified price. With this range, a result of the most careful selection of permanent artist pigments, avoiding the most expensive colors, such as cadmiums and cobalts, Vallejo created the line of colors which was to become a benchmark for the industry and the beginning of a new period of expansion for Acrylicos Vallejo.

The growing popularity of water-based acrylic colors became of interest to airbrush artists, until then working with solvent based products. With the help of these artists during the periods of trial and testing, Vallejo formulated the first acrylic colors for airbrushing in 1986. In the following years, the company began developing a range of colors, Model Color, for hobby and model-painters, as well as complete lines of colors and auxiliary products for decorative arts.

Acrylicos Vallejo still is a family company and the Vallejo family continues to supervise the development of new products, supported by a technical department dedicated to investigation and development. The testing of new products and formulations in the chemical industry is a constant process and Vallejo takes pride in the constant aim to improve the quality and presentation of the colors and to continue offering products with exceptional quality to all artists.

Since the beginning in the seventies until today, the company has extended its installations several times, starting in a garage of 30 square meters, then moving to a warehouse, and finally expanding to the actual installations in 5 industrial buildings, divided into raw material storage, manufacturing and stock sections.

At present Acrylicos Vallejo exports to more than 55 countries, and the AV colors comply with all the security and environment regulations in force in the European Common Market and the United States. More information is available in the (SDS) security sheets of our web page or can be requested at [info@acrylicosvallejo.com](mailto:info@acrylicosvallejo.com).



# Introducción



**ES** La empresa Vallejo se constituyó en el estado de New Jersey, EE.UU. en otoño de 1965. En los primeros años se especializó en la fabricación de colores acrílicos para dibujos animados. En 1969 la empresa se traslada a Barcelona y continua produciendo la gama de colores Film Color. Las excepcionales características de formulación de esta gama de colores la convierten en imprescindible en los más importantes estudios de animación ubicados en Europa. En 1972 Amadeo Vallejo desarrolla la gama de colores Acrylic Artist's Color, el primer acrílico para bellas artes fabricado en España y uno de los primeros colores acrílicos para artistas producido en Europa. Pocos meses después, se inicia la producción de la gama Acuarela Líquida, colores para diseño e ilustración.

**“La experiencia y el conocimiento acumulado en la elaboración de colores para artistas en estos últimos 55 años es el activo más valioso de nuestra empresa”**

*Amadeo Vallejo Díez, Fundador.*

En el año 1981, atendiendo la petición de varios profesores de la Facultad de Bellas Artes de Barcelona, Vallejo desarrolla la gama de colores Acrylic Studio. El objetivo de esta gama de colores es proporcionar a los artistas una gama de colores acrílicos de óptima calidad, con pigmentos seleccionados en función de su máxima permanencia, a un precio único y comercializado en grandes formatos. En aquellos años fue una presentación revolucionaria e innovadora en el ámbito artístico español. Con la presentación de la gama Acrylic Studio se inicia una nueva época de expansión de nuestra empresa y el concepto de ésta gama de colores para artistas se convertirá, décadas después, en una categoría de productos de referencia para la industria.

En el año 1986 presentamos la primera gama de colores acrílicos para aerografía. A principios de la siguiente década formulamos las primeras series de colores específicos para los aficionados al Modelismo y las Artes Decorativas. Nuestra empresa continua siendo de carácter familiar, la familia Vallejo supervisa el desarrollo de nuevos productos con el soporte de nuestro departamento técnico encargado de investigación y desarrollo. Seguimos elaborando nuestros colores en pequeños lotes con la misma filosofía “mejorar las cualidades de nuestros colores para seguir ofreciendo a todos los artistas productos de excepcional calidad”.

Desde los años 70 hasta el presente la empresa ha ampliado sus instalaciones en varias ocasiones, desde el primer garaje de 30 m2 en el cual se elaboraban las primeras partidas de colores hasta nuestras actuales instalaciones que cuentan con más de 3500 m2. Hoy en día, Acrylicos Vallejo es el primer especialista a nivel mundial en colores acrílicos para modelismo ofreciendo a nuestros clientes la más completa selección de gamas de colores y complementos para este sector.

Actualmente los productos Vallejo se exportan a más de 55 países y nuestros colores cumplen con las exigentes normativas de seguridad y medio ambiente vigentes en la Comunidad Europea y Estados Unidos. Para mayor información pueden consultar las hojas de seguridad disponibles en nuestra pagina web o pueden requerir más información a través de nuestra dirección de correo electrónico [info@acrylicosvallejo.com](mailto:info@acrylicosvallejo.com).



COLORES ACRILICOS PARA MODELISMO





# Model Color

**Very highly pigmented permanent colors for models and miniatures, formulated with an acrylic resin, excellent for all surfaces**

**Colores acrílicos permanentes de muy alta pigmentación, para maquetas, miniaturas y modelismo, aptos para todas las superficies**

**EN** Matt and opaque acrylic colors with high pigment concentration in a water-based formula, especially developed for brush-on application. The Model Color range is very extensive and includes basic shades as well as many references developed by our experts for use on historical figures, as well as the specific colors employed for all types of vehicles, planes and military models. The assortment includes a selection of glazes, transparent and fluorescent colors used for achieving special effects. It is recommended to apply the colors on a surface which has first been primed; the colors dry rapidly and form a self-leveling, homogenous paint film, equally perfect for large surfaces as for the most miniature details of the model. Model Color performs exceptionally well on all surfaces, with extraordinary adherence on resin, plastics, steel and white metal. Tools and brushes are cleaned with water. Model Color is not flammable, and does not contain solvents.

#### Packaging:

Model color is presented in bottles of 17 ml/0.57 fl oz with eyedropper. This packaging prevents the paint from evaporating and drying in the container, so that it can be used in minimal quantities and preserved for a long time.



**ES** Colores acrílicos mates y opacos, de base agua, especialmente formulados para su uso a pincel. La selección de colores es muy diversa y ofrece referencias desarrolladas por nuestros expertos para su empleo tanto en figuras históricas, como en todo tipo de vehículos, aviones y figuras militares. La gama contiene una selección de colores transparentes, pátinas y fluorescentes con el fin de facilitar la obtención de diversos efectos. Se recomienda aplicarlos sobre una superficie previamente imprimada. Los colores secan rápidamente formando una película homogénea y autonivelante que respeta el más mínimo detalle presente en el modelo. Model Color tiene un comportamiento excepcional sobre todos los soportes, la adherencia de la pintura sobre resina, plástico, acero y metal blanco es extraordinaria. Los utensilios pueden limpiarse con agua. Model Color no es inflamable y no contiene disolventes.

#### Presentación:

Model Color se presenta en botellas de 17 ml/0.57 fl oz con cuentagotas. Esta presentación evita la evaporación de la pintura y el secado dentro del frasco. Se pueden utilizar cantidades mínimas y conservar el contenido del frasco durante mucho tiempo.

# Model Color











 70.951 White Blanco	 70.919 Cold White Blanco Frio	 70.842 Gloss White Blanco Brillo	 70.820 Off-White Blanco Pergamino	 70.918 Ivory Hueso	 70.928 Light Flesh Carne Clara	 70.837 Pale Sand Arena Clara	 70.917 Beige Beige	 70.916 Sand Yellow Amarillo Arena
 70.949 Light Yellow Amarillo Claro	 70.952 Lemon Yellow Amarillo Limón	 70.806 German Yellow Amarillo Lasur	 70.858 Ice Yellow Amarillo Hielo	 70.915 Deep Yellow Amarillo Intenso	 70.953 Flat Yellow Amarillo Mate	 70.948 Golden Yellow Amarillo Dorado	 70.815 Basic Skin Tone Carne Base	 70.955 Flat Flesh Carne Mate
 70.927 Dark Flesh Carne Oscura	 70.845 Sunny Skin Tone Carne Dorada	 70.860 Medium Fleshstone Carne Medio	 70.911 Light Orange Naranja Claro	 70.805 German Orange Naranja Alemán	 70.851 Bright Orange Naranja Intenso	 70.956 Clear Orange Naranja	 70.817 Scarlet Escarlata	 70.910 Orange Red Rojo Claro
 70.909 Vermilion Bermellón	 70.947 Dark Vermilion Bermellón Oscuro	 70.908 Carmine Red Rojo Carmin	 70.957 Flat Red Rojo Mate	 70.946 Dark Red Rojo Oscuro	 70.926 Red Rojo	 70.814 Burnt Red Rojo Tostado	 70.859 Black Red Rojo Negro	 70.804 Beige Red Rojo Beige
 70.835 Salmon Rose Rosa Salmón	 70.803 Brown Rose Rosa Marrón	 70.944 Old Rose Rosa Antiguo	 70.958 Pink Rosa	 70.802 Sunset Red Rojo Sunset	 70.945 Magenta Magenta	 70.812 Violet Red Rojo Violeta	 70.959 Purple Púrpura	 70.810 Royal Purple Púrpura Real
 70.811 Blue Violet Violeta Azul	 70.960 Violet Violeta	 70.898 Dark Sea Blue Azul Marina Oscuro	 70.807 Oxford Blue Azul Oxford	 70.899 Dark Prussian Blue Azul Prusia Oscuro	 70.965 Prussian Blue Azul Prusia	 70.925 Blue Azul Intenso	 70.930 Dark Blue Azul Oscuro	 70.809 Royal Blue Azul Real
 70.839 Ultramarine Azul Ultramar	 70.962 Flat Blue Azul Mate	 70.963 Medium Blue Azul Medio	 70.964 Field Blue Azul Militar	 70.900 French Mirage Blue Azul Francés	 70.903 Intermediate Blue Azul Americano	 70.943 Grey Blue Azul Gris	 70.902 Azure Azul Azur	 70.901 Pastel Blue Azul Pastel
 70.906 Pale Blue Azul Pálido	 70.841 Andrea Blue Azul Andrea	 70.844 Deep Sky Blue Azul Profundo	 70.961 Sky Blue Azul Cielo	 70.840 Light Turquoise Turquesa Claro	 70.966 Turquoise Turquesa	 70.808 Green Blue Azul Verde	 70.838 Emerald Esmeralda	 70.970 Deep Green Verde Oscuro
 70.969 Park Green Verde Verde	 70.891 Intermediate Green Verde Medio	 70.942 Light Green Verde Claro	 70.974 Green Sky Verde Azul	 70.827 Lime Green Verde Lima	 70.954 Yellow Green Amarillo Verde	 70.857 Golden Olive Oliva Dorado	 70.833 Ger. Cam. Bright Green A. Cam. Verde Claro	 70.850 Medium Olive Oliva Medio
 70.967 Olive Green Verde Oliva	 70.968 Flat Green Verde Oliva Oscuro	 70.922 Uniform Green Verde Uniforme	 70.920 German Uniform Uniforme Alemán	 70.823 Luftwaffe Cam. Green Alemán Cam. Luftwaffe	 70.892 Yellow Olive Oliva Amarillo	 70.895 Gunship Green Verde Acorazado	 70.975 Military Green Verde Militar	 70.890 Refractive Green Verde Refractorio
 70.889 Olive Brown Pardo Oliva	 70.888 Olive Grey Gris Oliva	 70.887 US Olive Drab US Verde Oliva	 70.924 Russian Uniform WWII Uniforme Ruso WWII	 70.893 US Dark Green Verde Americano	 70.894 Cam. Olive Green Cam. Verde Oliva	 70.979 Ger. Cam. Dark Green Alem. Cam. Verde Osc.	 70.897 Bronze Green Verde Bronce	 70.896 Ger. C. Extra Dark Green A. Cam. Verde Extra Osc.
 70.980 Black Green Verde Negro	 70.886 Green Grey Gris Verdoso	 70.830 German Fieldgrey WWII Verde Alemán WWII	 70.821 German C. Beige WWII Al. Cam. Beige WWII	 70.884 Stone Grey Gris Piedra	 70.816 Luftwaffe Uniform WWII Uniforme Luftwaffe WWII	 70.971 Light Green Grey Verde Gris Pálido	 70.972 Light Green Blue Verde Azul Pálido	 70.973 Light Sea Grey Verde Gris Medio
 70.885 Pastel Green Verde Pastel	 70.986 Deck Tan Marrón Cubierta	 70.987 Medium Grey Gris Medio	 70.881 Green Yellow Verde Amarillo	 70.880 Khaki Grey Gris Caqui	 70.879 Green Brown Marrón Verde	 70.988 Khaki Marrón Caqui	 70.978 Dark Yellow Amarillo Camuflaje	 70.923 Japanese Uniform WWII Uniforme Japonés WWII
 70.882 Middle Stone Amarillo Piedra	 70.914 Green Ochre Ocre Verde	 70.976 Buff Amarillo Caqui	 70.913 Yellow Ochre Ocre Amarillo	 70.912 Tan Yellow Marrón Amarillo	 70.847 Dark Sand Arena Oscura	 70.819 Iraqi Sand Arena Iraqui	 70.977 Desert Yellow Amarillo Desierto	 70.877 Gold Brown Marrón Dorado



# Model Color

 <b>70.856</b> Ochre Brown Ocre Marrón	 <b>70.824</b> Ger. Cam. Orange Ochre Ale. Cam. Ocre Naranja	 <b>70.929</b> Light Brown Marrón Claro	 <b>70.829</b> Amaranth Red Rojo Amaranth	 <b>70.981</b> Orange Brown Marrón Naranja	 <b>70.876</b> Brown Sand Arena Marrón	 <b>70.843</b> Cork Brown Marrón Corcho	 <b>70.874</b> Tan Earth Tierra Oscura	 <b>70.875</b> Beige Brown Marrón Beige
 <b>70.818</b> Red Leather Cuero Rojo	 <b>70.982</b> Cavalry Brown Marrón Rojo	 <b>70.940</b> Saddle Brown Marrón Cuero	 <b>70.846</b> Mahogany Brown Marrón Caoba	 <b>70.984</b> Flat Brown Marrón Mate	 <b>70.921</b> English Uniform Uniforme Inglés	 <b>70.873</b> US Field Drab Tierra	 <b>70.983</b> Flat Earth Tierra Mate	 <b>70.825</b> Ger. Cam. Pale Brown Al. Cam. Pardo Claro
 <b>70.826</b> Ger. Cam. Med. Brown Al. Cam. Pardo Medio	 <b>70.985</b> Hull Red Marrón Rojizo	 <b>70.871</b> Leather Brown Marrón Cuero Oscuro	 <b>70.941</b> Burnt Umber Sombra Tostada	 <b>70.872</b> Chocolate Brown Marrón Chocolate	 <b>70.822</b> German C. Black Brown Ale. Cam. Pardo Negro	 <b>70.993</b> White Grey Gris Blanco	 <b>70.883</b> Silver Grey Gris Plateado	 <b>70.907</b> Pale Grey Blue Azul Gris Claro
 <b>70.989</b> Sky Grey Gris Cielo	 <b>70.990</b> Light Grey Gris Pálido	 <b>70.905</b> Blue Grey Pale Gris Azul Claro	 <b>70.904</b> Blue Grey Gris Azul	 <b>70.870</b> Medium Sea Grey Gris Marina Medio	 <b>70.991</b> Dark Sea Grey Gris Marina	 <b>70.992</b> Neutral Grey Gris Neutral	 <b>70.836</b> London Grey Gris Londres	 <b>70.869</b> Basalt Grey Gris Basalto
 <b>70.868</b> Dark Sea Green Verde Marina Oscuro	 <b>70.867</b> Dark Blue Grey Azul Gris Oscuro	 <b>70.866</b> Grey Green Gris Verde	 <b>70.994</b> Dark Grey Gris Oscuro	 <b>70.995</b> German Grey Gris Alemán	 <b>70.862</b> Black Grey Gris Negro	 <b>70.950</b> Black Negro	 <b>70.861</b> Glossy Black Negro Brillante	















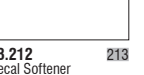


## Metallic colors / Colores metalizados

 <b>70.997</b> Silver Plata	 <b>70.996</b> Gold Oro	 <b>70.878</b> Old Gold Oro Viejo	 <b>70.801</b> Brass Latón	 <b>70.998</b> Bronze Bronce	 <b>70.999</b> Copper Cobre	 <b>70.865</b> Oily Steel Acero Engrasado	 <b>70.864</b> Natural Steel Acero Natural	 <b>70.863</b> Gunmetal Grey Gris Metalizado
 <b>70.800</b> Gunmetal Blue Metal Azul								






## Transparent colors / Colores transparentes

 <b>70.939</b> Smoke Humo	 <b>70.828</b> Wood Grain Madera Caoba	 <b>70.834</b> Natural Wood Grain Madera Natural	 <b>70.937</b> Transparent Yellow Amarillo Transparente	 <b>70.935</b> Transparent Orange Naranja Transparente	 <b>70.934</b> Transparent Red Rojo Transparente	 <b>70.938</b> Transparent Blue Azul Transparente	 <b>70.936</b> Transparent Green Verde Transparente
--	--	--	---	--	---	---	---






## Mediums & auxiliary products / Medios y auxiliares

 <b>70.540</b> Matt Medium Medium Mate	 <b>70.470</b> Gloss Medium Medium Brillante	 <b>70.521</b> Metal Medium Medium Metálico	 <b>70.520</b> Matt Varnish Barniz Mate	 <b>70.510</b> Gloss Varnish Barniz Brillante	 <b>70.522</b> Satin Varnish Barniz Satinado	 <b>70.596</b> Glaze Medium Medium Veladuras	 <b>70.597</b> Retarder Medium Retardante	 <b>70.523</b> Liquid Mask Máscara Líquida
 <b>70.598</b> Crackle Medium Medium Craquelar	 <b>70.400</b> Plastic Putty Masilla Plástica	 <b>70.524</b> Thinner Diluyente	 <b>71.261</b> Airbrush Thinner Diluyente Aerógrafo	 <b>71.262</b> Flow Improver Flow Improver	 <b>73.212</b> Decal Softener Ablandador de Calcas	 <b>73.213</b> Decal Fix Fijador de Calcas	 <b>73.214</b> Chipping Medium Medium de Desgaste	

## Glazes / Pátinas

 <b>70.853</b> White Glaze Pátina Blanca	 <b>70.832</b> Verdigris Glaze Pátina Verdín	 <b>70.831</b> Tan Glaze Pátina Ocre	 <b>70.854</b> Brown Glaze Pátina Marrón	 <b>70.855</b> Black Glaze Pátina Negro
---	--	--	--	---

## Fluorescent colors / Colores fluorescentes

 <b>70.730</b> Fluorescent Yellow Amarillo Fluorescente	 <b>70.733</b> Fluorescent Orange Naranja Fluorescente	 <b>70.735</b> Fluorescent Magenta Magenta Fluorescente	 <b>70.736</b> Fluorescent Blue Azul Fluorescente	 <b>70.737</b> Fluorescent Green Verde Fluorescente
--	--	---	---	---

1 Position of the colors in chromatic order in the rack with the complete range of 223 references (EX108FULL).  
Posición del color en orden cromático en el expositor de la gama completa de 223 referencias (EX108FULL).

# Model Color Sets

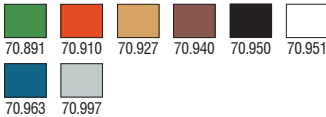
Collection of sets of Model Color references for painting models, figures and dioramas. Containing bottles of 17 ml/0.57 fl oz (with eyedropper) and a color chart.

*Colección de estuches de colores Model Color para pintar maquetas, miniaturas y dioramas. Contienen botellas de 17 ml/0.57 fl oz (con cuentagotas) y una carta de colores.*




## Model Color Sets 8 colors

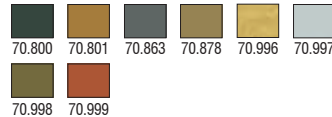
**Art. 70.103**  
**Wargames Basics**



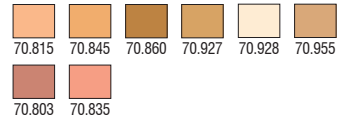
**Art. 70.108**  
**Panzer Colors**




**Art. 70.118**  
**Metallic Colors**



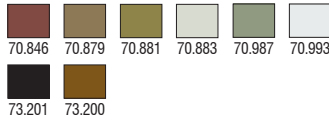
**Art. 70.124**  
**Face & Skin Tones**



**Art. 70.136**  
**Transparent Colors**

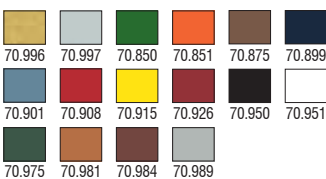


**Art. 70.137**  
**Building Colors**




## Model Color Sets 16 colors

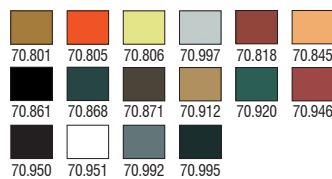
**Art. 70.101**  
**Folkstone Basics**




**Art. 70.102**  
**Folkstone Specialist**



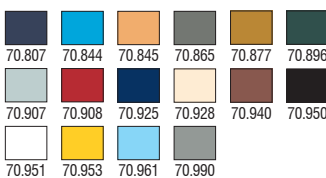
**Art. 70.107**  
**German Colors WWII**



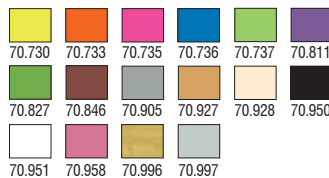
**Art. 70.109**  
**Allied Forces WWII**



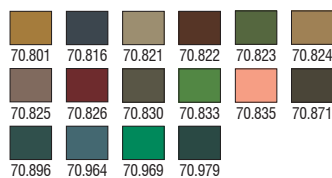
**Art. 70.111**  
**American Civil War**



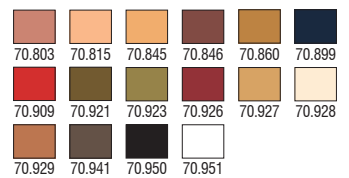
**Art. 70.112**  
**Wargame Special**




**Art. 70.114**  
**German Camouflage WWII**




**Art. 70.125**  
**Face & Skin Tones**




**Art. 70.140**  
**Basic Colors USA**




**Art. 70.141**  
**Earth Tones**



**Art. 70.142**  
**Medieval Colors**



**Art. 70.143**  
**Roman Empire**




# Model Color Sets

## Model Color Sets 16 colors


### Art. 70.144

#### Equestrian Colors




### Art. 70.146

#### Naval (Steam Era)




### Art. 70.147

#### American Colonial



### Art. 70.148


#### American Revolution



### Art. 70.149

#### Napoleonic Colors

#### French & British 1789-1815



## Effects Color Series

A series of sets developed to depict different special effects on figures and models. The colors have been selected specifically to reproduce the consequences of exposure to the elements and of extreme wear under battle conditions on all kind of vehicles, such as the traces of rust and chipped paint, accumulated dirt and the impacted damages of battle, fire and destruction. They include the step by step use of non-metallic colors for metal surfaces.

Serie de sets diseñados para reproducir diversos efectos especiales sobre figuras y maquetas. Los colores han sido cuidadosamente seleccionados para representar fielmente efectos como la exposición a la intemperie de todo tipo de vehículos; secuelas de combate, como el óxido y la suciedad acumulada; efectos metálicos en figuras, usando colores no metalizados.

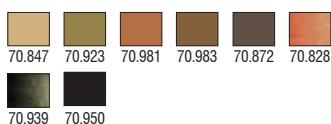
### Art. 70.182

#### Wood & Leather

8 x 17 ml/0.57 fl oz Model Color

Selection of colors for painting wood and leather, including step by step by Ángel Giráldez.

Selección de colores para pintar madera, cuero oscuro, claro y rojizo. Incluye paso a paso de Ángel Giráldez.



Step by Step included

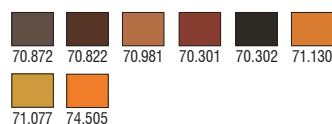
### Art. 70.183

#### Rust, Stain & Streaking

8 x 17 ml/0.57 fl oz acrylic colors

Selection of colors to create the effects of weathering, rust stains on metal surfaces, streaking and peeling in specific areas, and wear caused by exposure. The set includes step by step by Scratchmod.

Selección de colores para representar los efectos de óxido sobre la superficie, los rastros que genera la intemperie, la acumulación en lugares concretos. Incluye paso a paso de Scratchmod.



Step by Step included

# Effects Color Series


Art. 70.150

## Rust and Steel

7 x 17 ml/0.57 fl oz Model Color  
 + 1 x 17 ml/0.57 fl oz Game Color Wash  
 + 1 x 35 ml/1.18 fl oz Pigment

A boxed set containing 1 Pigment, 8 bottles of acrylic colors, 2 brushes for painting miniatures, a mixing palette, and a Model Color color chart, with detailed step by step by Langmesser Modellwelt.

*Este estuche incluye 1 Pigmento, 8 botellas de colores acrílicos y 2 pinceles para miniaturas, una paleta para mezclas y una carta de colores Model Color, con paso a paso de Langmesser Modellwelt.*




Art. 73.099

## Weathering a Steam Locomotive

9 x 17 ml/0.57 fl oz Train Color

A boxed set for weathering a steam locomotive, containing 9 Train Color bottles, 2 paint brushes for painting miniatures, a mixing palette, a color chart and step by step by Heinz Wagner.

*Este estuche incluye 9 botellas Train Color, 2 pinceles sintéticos para pintar locomotoras en miniaturas, una paleta para mezclas y una carta de colores. Incluye paso a paso de Heinz Wagner.*




Art. 72.220

## Winter Weathering

7 x 17 ml/0.57 fl oz Model Color  
 + 1 x 17 ml/0.57 fl oz Game Color Wash  
 + 1 x 35 ml/1.18 fl oz Diorama Effects

A boxed set to create winter weathering effects, containing 8 bottles of acrylic colors, 1 Diorama Effects, 2 brushes and 1 sponge, with step by step by Heinz Wagner and Marcus Förster.

*Estuche para crear efectos de envejecido de invierno, contiene 8 colores acrílicos, 1 Diorama Effects, 2 pinceles, 1 esponja y un paso a paso de Heinz Wagner y Marcus Förster.*



# Figure Color Series

The Figure Color Series consists of a comprehensive collection of color sets designed to assist the modeller in all steps and techniques of painting figures. The colors have been carefully developed to allow for a faithful reproduction of the historical shades of the colors used, following the norms, military nomenclatures and operational background. In the design of some of these sets we have been assisted by historical and military specialists adjoined to museums and historical societies.

Serie de sets diseñados para facilitar al modelista diferentes procesos y técnicas de pintura sobre figuras. Los colores han sido cuidadosamente seleccionados para reproducir fielmente los tonos empleados según normativa histórica y nomenclatura militar en el entorno de cada una de sus operaciones, así como contextos históricos, equipos y complementos. En la confección y diseño de algunos sets intervienen regularmente modelistas profesionales y asesores históricos, personal cualificado vinculado a museos militares.

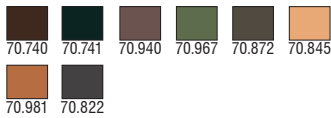
Art. 70.180

## Waffen-SS Camouflage

8 x 17 ml/0.57 fl oz Model Color

A selection of colors to paint Plane Tree, Palm Tree and Oak Leaf camouflages in any of both seasonal pattern variations. The set also includes the colors for shading and highlighting the camouflage tones in order to achieve a tridimensional effect as described in the step by step by Jaume Ortiz.

Selección de colores para pintar camuflajes Plane Tree, Palm Tree y Oak Leaf en cualquiera de las dos vertientes de temporada. Además, se incluyen los colores adecuados para sombrear e iluminar los tonos de los camuflajes y conseguir así un efecto tridimensional. Incluye paso a paso de Jaume Ortiz.



Step by Step included


Art. 70.181

## German Field Grey

8 x 17 ml/0.57 fl oz Model Color

Selection of colors for painting four variations of German uniforms and the colors needed for highlighting and shading. The set includes step by step by Jaume Ortiz.

Selección de colores para pintar cuatro variantes de uniforme alemán, así como los colores para iluminar y sombrear cada una de esas variantes. Incluye paso a paso de Jaume Ortiz.



Step by Step included


Art. 70.185

## German Fallschirmjäger Early WWII

8 x 17 ml/0.57 fl oz Model Color

The set contains the colors needed to paint the most characteristic German paratrooper uniforms of the early campaigns of the war. The set includes step by step by Jaume Ortiz.

El set contiene los colores necesarios para pintar los uniformes más característicos de los paracaidistas alemanes de las campañas más tempranas de la guerra. Incluye paso a paso de Jaume Ortiz.



Step by Step included



Art. 70.186

## WWII US Tank Crew

8 x 17 ml/0.57 fl oz Model Color

The set contains the colors needed to paint the winter pants and the overall jumpsuit HBT (Herring Bone Twill) of the US armoured troops. Also included are colors for painting helmets and accessories. The set includes step by step by Jaume Ortiz.

El set contiene los colores necesarios para pintar el mono HBT (Herring Bone Twill) y los pantalones de invierno de las tropas acorazadas americanas. También se incluyen colores para pintar cascos y accesorios. Incluye paso a paso de Jaume Ortiz.



Step by Step included

## Figure Color Series

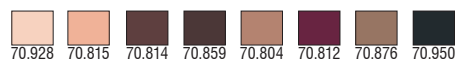
Art. 70.119

### Face Painting

8 x 17 ml/0.57 fl oz Model Color

A set by Jaume Ortiz, with colors selected to create the different tonalities of skin colors. The set includes detailed step by step.

*Estuche creado por Jaume Ortiz, con colores seleccionados para facilitar la obtención de diferentes tonos de piel. Incluye paso a paso.*



Step by Step included

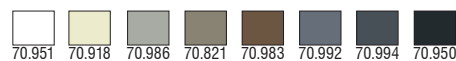
Art. 70.151

### Black & White

8 x 17 ml/0.57 fl oz Model Color

A set by Angel Giráldez with a variation of color gradations from white to black, including a step by step.

*Estuche creado por Ángel Giráldez, con una selección de gradaciones de color de blanco a negro. Incluye paso a paso.*



Step by Step included

## Wargames Color Series

A series of sets designed to assist the modeller in the painting of miniatures used in fantasy or military table-top games. The selection of sets includes the references of historical colors used for figures and vehicles of the WWII, as well as for the Napoleonic era and other periods. These sets have been created by our team of modellers in association with well-known manufacturers of table top games.

*Nuestra selección de estuches ha sido diseñada para facilitar al modelista los procesos de pintura sobre figuras y vehículos para su empleo en miniaturas, juegos de mesa y de guerra, tanto de fantasía como militares. Esta serie de estuches contiene referencias de colores históricos para aplicar sobre figuras y vehículos de la II Guerra Mundial, soldados napoleónicos y otras temáticas. Estos sets han sido realizados por nuestro equipo de modelistas en asociación con prestigiosos fabricantes de juegos de sobremesa.*

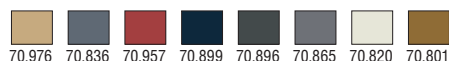

Art. 70.163

### British Infantry Napoleonic Wars

8 x 17 ml/0.57 fl oz Model Color

The red coated soldiers of British Infantry formed the only force able to withstand the might of the French Army of the Napoleonic Wars.

*Los casacas rojas de la infantería británica eran los únicos soldados capaces de hacer frente al poderío del ejército francés de las campañas napoleónicas.*



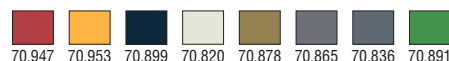
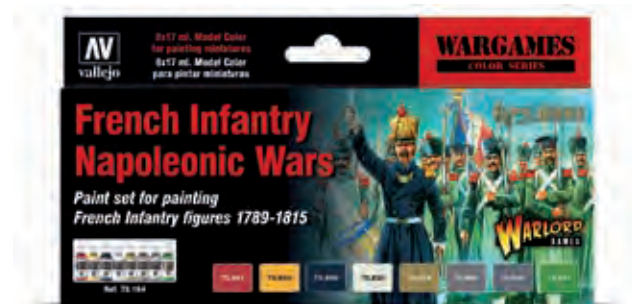
Art. 70.164

### French Infantry Napoleonic Wars

8 x 17 ml/0.57 fl oz Model Color

The French armies, led by Napoleon, dominated Europe through the early 19th century.

*Los ejércitos franceses, liderados por Napoleón dominaron Europa durante el principio del siglo XIX.*



# Wargames Color Series

## Flames of War paint sets by Vallejo

The assortment is the result of the collaboration between Battlefront and Vallejo and takes the guesswork out of painting World War II and World War III scale miniatures.

La colección de sets desarrollados en colaboración con Battlefront, creadores del juego de wargames Flames of War y Team Yankee, ha sido diseñada con la finalidad de facilitar los procesos de pintura de miniaturas a escala tanto de la WWII como de la WWIII.

### WWII Paint Sets

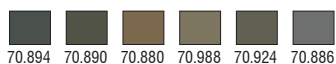
Art. 70.202

#### WWII Paint Set Soviet Armour & Infantry

6 x 17 ml/0.57 fl oz Model Color

This set, together with the Utility Paint Set, provides the specialist colors needed to paint your Soviet force for WWII, allowing you to paint your T-64 tanks, Hind helicopters and infantry in appropriate colors.

*Este estuche, en combinación con el Utility Paint Set, contiene los colores necesarios para pintar la fuerza armada Rusa de la Segunda Guerra Mundial; permitiendo pintar tanques T-64, helicópteros Hind e infantería con los colores adecuados.*




Art. 70.203

#### WWII Paint Set American Armour & Infantry

6 x 17 ml/0.57 fl oz Model Color

This Paint Set, together with the Utility Paint Set, provides the specialist colors needed to paint your American force for WWII, allowing you to paint your M1 Abrams tanks, Cobra helicopters and infantry in appropriate colors.

*Este estuche, en combinación con el Utility Paint Set, contiene los colores necesarios para pintar la fuerza armada Norteamericana de la Segunda Guerra Mundial; permitiendo pintar tanques M1 Abrams, helicópteros Cobra e infantería vehículos blindados y la infantería con los colores adecuados.*




Art. 70.204

#### WWII Paint Set British Armour & Infantry

6 x 17 ml/0.57 fl oz Model Color

A set which, together with the Utility Paint Set, provides the specialist colors needed to paint your British force for WWII; allowing you to paint your Chieftain tanks, Lynx helicopters and infantry in appropriate colors.

*Este estuche, en combinación con el Utility Paint Set, contiene los colores necesarios para pintar la fuerza armada Británica de la Segunda Guerra Mundial; permitiendo pintar los tanques líderes, helicópteros Lynx e infantería con los colores adecuados.*




Art. 70.205

#### WWII Paint Set German Armour

6 x 17 ml/0.57 fl oz Model Color

A set which, together with the Utility Paint Set, contains all the colors used for the painting of German WWII armour vehicles.

*Este estuche, en combinación con el Utility Paint Set, contiene los colores necesarios para pintar los vehículos blindados alemanes en WWII.*



# Wargames Color Series

## WWII Paint Sets


Art. 70.206

### WWII Paint Set German Infantry

6 x 17 ml/0.57 fl oz Model Color

A set which, together with the Utility Paint Set, contains all the colors used for painting German Infantry uniforms.

*Este estuche, en combinación con el Utility Paint Set, contiene los colores necesarios para pintar uniformes de soldados del ejército alemán.*




Art. 70.207

### WWII Paint Set German Waffen SS

6 x 17 ml/0.57 fl oz Model Color

A set of colors which, together with the Utility Paint Set and German Infantry Paint Set, contains all the colors used for the painting of German SS forces.

*Este estuche, en combinación con el Utility Paint Set y el German Infantry Paint Set, contiene los colores necesarios para pintar las tropas de las SS.*




Art. 70.208

### WWII Paint Set Desert British & German Armour & Infantry

6 x 17 ml/0.57 fl oz Model Color

This set, together with the Utility Paint Set, contains all the colors used for the painting of British and German desert Army vehicles and infantry.

*Este estuche, en combinación con el Utility Paint Set, contiene los colores necesarios para pintar vehículos blindados y la infantería de los ejércitos alemán y británico en el norte de África.*



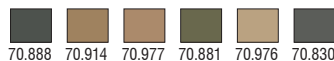
Art. 70.209

### WWII Paint Set Italian Armour & Infantry

6 x 17 ml/0.57 fl oz Model Color

This set, together with the Utility Paint Set, contains all the colors used for the painting of Italian Army vehicles and infantry.

*Este estuche, en combinación con el Utility Paint Set, contiene los colores necesarios para pintar los vehículos blindados y la infantería del ejército italiano.*





# Wargames Color Series

## WWIII Paint Sets

The WWIII sets support the table top game Team Yankee, which brings to life the conflict that simmered throughout the Cold War.

Los sets de WWIII están vinculados al juego de estrategia Team Yankee, que simula el posible conflicto bélico que podría haber surgido durante la Guerra Fría (Cold War).


Art. 70.223

### WWIII Paint Set NATO Armour & Infantry

6 x 17 ml/0.57 fl oz Model Color

This paint set, when combined with the Utility Paint Set, provides the specialist colors needed to paint your West German or French vehicles in the traditional NATO 3-colour pattern, as well as your infantry in their olive grey uniforms.

Este estuche, en combinación con el Utility Paint Set, contiene los colores necesarios para pintar los vehículos del ejército de la OTAN, así como sus uniformes gris oliva.



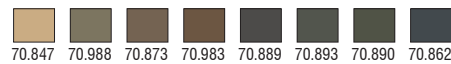
Art. 70.220

### WWIII Paint Set American Armour & Infantry

8 x 17 ml/0.57 fl oz Model Color

This paint set, when combined with the Utility Paint Set, contains all the colors needed to paint your American army, infantry and aircraft.

Este estuche, en combinación con el Utility Paint Set, contiene los colores necesarios para pintar los vehículos blindados, infantería y fuerza aérea del ejército norteamericano.



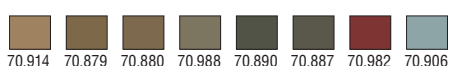
Art. 70.221

### WWIII Paint Set Soviet Armour & Infantry

8 x 17 ml/0.57 fl oz Model Color

This paint set, when combined with the Utility Paint Set, contains all the colors needed to paint your Soviet army, infantry and aircraft.

Este estuche, en combinación con el Utility Paint Set, contiene los colores necesarios para pintar los vehículos blindados, infantería y fuerza aérea del ejército ruso.



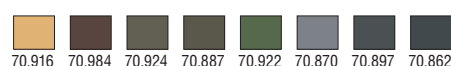
Art. 70.222

### WWIII Paint Set British Armour & Infantry

8 x 17 ml/0.57 fl oz Model Color

This paint set, when combined with the Utility Paint Set, contains all the colors needed to paint your British army, infantry and aircraft.

Este estuche, en combinación con el Utility Paint Set, contiene los colores necesarios para pintar los vehículos blindados, infantería y fuerza aérea del ejército británico.



# Wargames Color Series

## WWIII Paint Sets


Art. 70.224

### WWIII Paint Set East German Armour & Infantry

8 x 17 ml/0.57 fl oz Model Color

This Paint Set, when combined with the Utility Paint Set, provides the specialist colors needed to paint your East German force for WWIII, allowing you to paint your T-72 tanks, Hind helicopters and infantry in appropriate colors.

*Este estuche, en combinación con el Utility Paint Set, contiene los colores necesarios para pintar el ejército de Alemania del Este de la Tercera Guerra Mundial; permitiendo pintar tanques T-72, helicópteros Lynx e infantería con los colores adecuados.*



## WWII & WWIII Paint Set

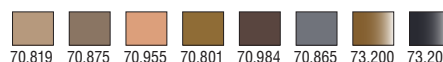
Art. 70.201

### Utility Paint Set World War II & World War III

6 x 17 ml/0.57 fl oz Model Color  
+ 2 x 17 ml/0.57 fl oz Game Wash

The Utility Paint Set combined with the appropriate nation specific paint set, contains all the colors needed for painting WWII and WWIII miniatures. Alternatively, this set offers complementary colors for guns, flesh, wood, and washes for shading effects over figures and vehicles.

*El Utility Paint Set combinado con los estuches específicos de cada ejército, contiene los colores necesarios para pintar miniaturas de la Segunda y Tercera Guerra Mundial. Además, este estuche ofrece una selección de colores complementarios como el tono carne, madera, armamento y lavados para simular efectos de envejecido y desgaste sobre vehículos y figuras.*



## License Paint Sets by Vallejo

The paint sets, designed to assist the modeller in the painting of miniatures, have been created with the help of our experts in collaboration with well-known table top games manufacturers and are perfect for beginners in the hobby, amateur painters looking to expand their skills or experts who want to have all the colors needed to paint their favorite miniatures in a single pack.

*Nuestra selección de escuches ha sido diseñada para facilitar al modelista los procesos de pintura de figuras. Estos sets se han realizado con el apoyo de nuestro equipo de modelistas en asociación con prestigiosos fabricantes de juegos de estrategia. Cada set contiene los colores necesarios para que los aficionados puedan perfeccionar su estilo de pintura o iniciarse en el hobby de pintar figuras.*

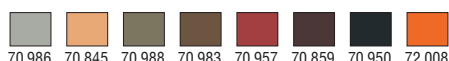
Art. 70.187

### Hellboy The Board Game

7 x 17 ml/0.57 fl oz Model Color  
+ 1 x 17 ml/0.57 fl oz Game Color  
+ Figure

The set is the perfect introduction for newcomers to the wonderful hobby of miniature painting and contains 8 colors, a resin miniature of Hellboy and a step-by-step by Ángel Giráldez.

*El set es la herramienta de iniciación perfecta para aficionados a pintar miniaturas, está compuesto por 8 colores, una figura en resina de Hellboy y un paso a paso sobre cómo pintarla elaborado por Ángel Giráldez.*



# License Paint Sets by Vallejo

## WizKids Premium Paint Sets by Vallejo

The WizKids by Vallejo range includes hand selected premium Game Color references, making painting fantasy miniatures a breeze for both pro and hobby painters.

These carefully curated sets each include 8 specific colors to paint a collection of fantasy figures, from orcs and goblins, to clerics, druids, furniture, shields and magic!

La nueva serie de WizKids by Vallejo incluye una selección de colores, tintas, lavados y auxiliares de nuestra línea Game Color seleccionados para facilitar los procesos y técnicas de pintura de figuras y elementos decorativos.

La serie incluye 10 sets de 8 colores en formato de 8 ml que contienen los colores específicos para pintar una selección de populares temáticas de fantasía; orcos, goblins, clérigos, druidas, mobiliario, escudos y magia.

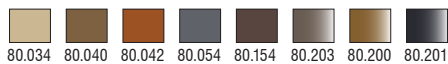
Art. 80.250

### Champions of the Realm WizKids Premium Paints by Vallejo

8 x 8 ml/0.27 fl oz WizKids Premium Paints

This technique set is ideal for painting your fighter and barbarian miniatures featuring swords, leather and fur. Including a step by step tutorial guide by RealmSmith.

*Este set es ideal para pintar tus miniaturas de guerreros y bárbaros con espadas, pieles y pelaje. Incluye un tutorial realizado por RealmSmith.*



Step  
by  
Step  
included

NEW!

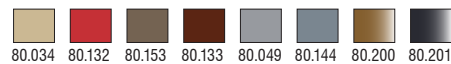

Art. 80.251

### Dungeon Depths WizKids Premium Paints by Vallejo

8 x 8 ml/0.27 fl oz WizKids Premium Paints

This technique set is ideal for painting anything that may be found in the deepest darkest dungeons of your tabletop gaming world! Including a step by step tutorial guide by RealmSmith.

*Este set es ideal para pintar cualquier cosa que se encuentre en las mazmorras más oscuras y profundas de tu mundo de juegos de sobremesa. Incluye un tutorial realizado por RealmSmith.*



Step  
by  
Step  
included

NEW!

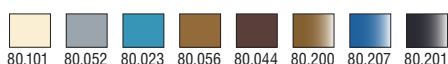

Art. 80.252

### Protectors of Virtue WizKids Premium Paints by Vallejo

8 x 8 ml/0.27 fl oz WizKids Premium Paints

This technique set is ideal for painting your paladins and clerics featuring gleaming armour and all kinds of lawful goodness! Including a step by step tutorial guide by RealmSmith.

*Este set es ideal para pintar paladines y clérigos con armaduras relucientes y todo tipo de bondad legal. Incluye un tutorial realizado por RealmSmith.*



Step  
by  
Step  
included

NEW!

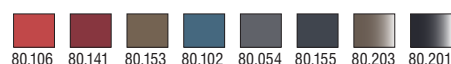
Art. 80.253

### Shadow Warriors WizKids Premium Paints by Vallejo

8 x 8 ml/0.27 fl oz WizKids Premium Paints

This technique set is ideal for painting all your sneaky rogues and haunted warlocks featuring dark brooding and stealthy colors! Including a step by step tutorial guide by RealmSmith.

*Este set es ideal para pintar todos tus fugitivos y brujos encantados con colores siniestros. Incluye un tutorial realizado por RealmSmith.*



Step  
by  
Step  
included

NEW!

# License Paint Sets by Vallejo

Art. 80.254

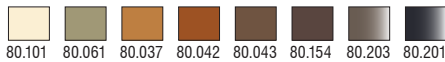
**NEW!**

## Woodland Creatures WizKids Premium Paints by Vallejo

8 x 8 ml/0.27 fl oz WizKids Premium Paints

This technique set is ideal for painting all the Woodland Creatures, including bears, wolves and more! Including a step by step tutorial guide by RealmSmith.

*Este set es ideal para pintar cualquier criatura de bosque, incluyendo osos, lobos, etc. Incluye un tutorial realizado por RealmSmith.*



Step by Step included

Art. 80.255

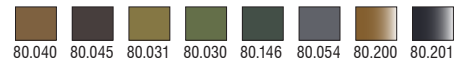
**NEW!**

## Defenders of the Wild WizKids Premium Paints by Vallejo

8 x 8 ml/0.27 fl oz WizKids Premium Paints

This technique set is ideal for painting your ranger and druid adventurers featuring a variety of leather and natural colors! Including a step by step tutorial guide by RealmSmith.

*Este set es ideal para pintar tus druidas y guardabosques con diferentes pieles y colores naturales. Incluye un tutorial realizado por RealmSmith.*



Step by Step included

Art. 80.256

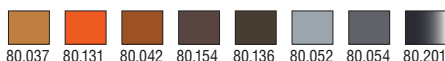
**NEW!**

## Wood & Steel WizKids Premium Paints by Vallejo

8 x 8 ml/0.27 fl oz WizKids Premium Paints

This technique set is ideal for painting items made from wood and steel such as shields, catapults, furniture, cannons and more! Including a step by step tutorial guide by RealmSmith.

*Este set es ideal para pintar objetos de madera y acero, como escudos, catapultas, muebles, cañones, etc. Incluye un tutorial realizado por RealmSmith.*



Step by Step included

Art. 80.257

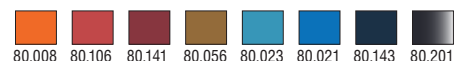
**NEW!**

## Masters of the Arcane WizKids Premium Paints by Vallejo

8 x 8 ml/0.27 fl oz WizKids Premium Paints

This technique set is ideal for painting your wizards and sorcerers featuring bright magical colors! Including a step by step tutorial guide by RealmSmith.

*Este set es ideal para pintar magos y brujos con colores mágicos y brillantes. Incluye un tutorial realizado por RealmSmith.*



Step by Step included

# License Paint Sets by Vallejo


Art. 80.258

## Arcane Elements WizKids Premium Paints by Vallejo

8 x 8 ml/0.27 fl oz WizKids Premium Paints

This technique set is ideal for painting magical and elemental effects including spells, energy, fire, water and more! Including a step by step tutorial guide by RealmSmith.

*Este set es ideal para pintar efectos de magia y elementales, incluyendo hechizos, energía, fuego, agua, etc. Incluye un tutorial realizado por RealmSmith.*



Step  
by  
Step  
included

**NEW!**

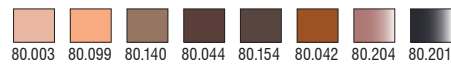
Art. 80.259

## Fleshtones WizKids Premium Paints by Vallejo

8 x 8 ml/0.27 fl oz WizKids Premium Paints

This technique set is ideal for painting all sorts of skin tones, ideal for your adventurers and NPCs in your tabletop RPG campaigns! Including a step by step tutorial guide by RealmSmith.

*Este set es ideal para pintar todo tipo de tonos de piel, tus aventureros y NPC's en tus campañas de juegos de rol. Incluye un tutorial realizado por RealmSmith.*



Step  
by  
Step  
included

**NEW!**


Art. 80.260

## Basic Starter Case WizKids Premium Paints by Vallejo

40 x 8 ml/0.27 fl oz WizKids Premium Paints

Designed with the hobbyist in mind, with 40 colors for basic needs. Including paints and washes, all in a variety of colors to simulate various effects and a free No. 0 round synthetic brush. An expertly curated selection of Game Color water-based acrylic paints.

*Maletín diseñado pensando en modelistas que se inician en el hobby, con 40 colores ideales para pintar todo tipo de figuras de fantasía incluyendo la extensa gama de miniaturas WizKids. Incluye pinturas y lavados de Game Color en una variedad de colores para realizar varios efectos y un pincel redondo sintético del nº 0.*



Step  
by  
Step  
included

**NEW!**

ACRYLIC COLORS FOR MODELS & MINIATURES

# License Paint Sets by Vallejo

**NEW!**

Art. 80.261

## Intermediate Case WizKids Premium Paints by Vallejo

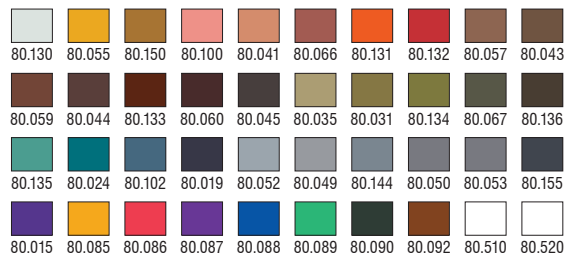
40 x 8 ml/0.27 fl oz WizKids Premium Paints

Designed with the hobbyist in mind, with 40 colors for intermediate needs. Including paints, inks and varnishes, all in a variety of colors to simulate various effects and a free No. 0 round synthetic brush.

An expertly curated selection of Game Color water-based acrylic paints.

*Maletín diseñado pensando en modelistas de nivel avanzado, con 40 colores ideales para pintar todo tipo de figuras de fantasía incluyendo la extensa gama de miniaturas WizKids.*

*Incluye pinturas, tintas y barnices de Game Color, en una variedad de colores para realizar varios efectos y un pincel redondo sintético del núm. 0.*



Step by Step included

## Alpine Paint Sets by Vallejo

The Alpine paint sets are the result of the collaboration with Alpine Miniatures, they contain exclusive miniatures sculpted by Taesung Harmms of WWII historical military figures, equipped with the most commonly seen weapons and gear at the time.

*Los sets de Alpine son el resultado de la colaboración con Alpine Miniatures, incluyen miniaturas exclusivas esculpidas por Taesung Harmms de figuras militares históricas de la 2ª Guerra Mundial, uniformadas y equipadas con los elementos más comunes de la época.*

Art. 70.244

## NCO US Infantry Europe 1944-45

8 x 17 ml/0.57 fl oz Model Color  
+ Figure

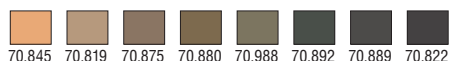
The first set of the collection, includes a 1/35 figure which depicts a corporal of the 29th Infantry Division, equipped with the most common gear for the late European campaigns of WWII. The miniature has been sculpted by Teasung Harmms exclusively for Vallejo.

*Es el primer set de la colección. Incluye una figura a escala 1/35 que representa a un cabo de la 29ª División de Infantería del ejército de los Estados Unidos; uniformado y equipado con los elementos más comunes de las campañas del final de la guerra en el teatro de operaciones europeo. La figura ha sido esculpida por Teasung Harmms, en exclusiva para Vallejo.*

**NEW!**



Step by Step included



# License Paint Sets by Vallejo

## Cyberpunk Paint Sets by Vallejo

The Cyberpunk Red paint sets are the result of the collaboration with Monster Fight Club for the Cyberpunk Red license. Cyberpunk Red is the latest edition of Cyberpunk, the original tabletop roleplaying game of the Dark Future created by Mike Pondsmith and published by R. Talsorian Games.

Los sets de Cyberpunk Red son el resultado de la colaboración con Monster Fight Club para la licencia Cyberpunk Red. Esta licencia es la última edición de Cyberpunk, el juego de rol del Dark Future creado por Mike Pondsmith y publicado por R. Talsorian Games.

Art. 72.307

### Combat Zone by Cyberpunk Red Exclusive "Nemo" mini

3 x 17 ml/0.57 fl oz Model Color  
+ 5 x 17 ml/0.57 fl oz Game Color  
+ Figure

Every city has a Combat Zone: a lawless district where only the desperate live - and few thrive. The set contains an exclusive miniature of "Nemo" and a dedicated step-by-step painting guide by Ángel Giráldez.

*Cada ciudad tiene una Zona de Combate: un distrito sin ley donde solo habitan los desesperados y pocos prosperan. El set contiene una miniatura exclusiva de "Nemo" y un detallado paso a paso para el pintado de la misma elaborado por Ángel Giráldez.*



70.820 72.004 70.735 70.829 72.149 72.102 72.015 72.051

Step  
by  
Step  
included

NEW!

Art. 72.308

### Lawmen by Cyberpunk Red Exclusive "Sgt. Suou" mini

2 x 17 ml/0.57 fl oz Model Color  
+ 6 x 17 ml/0.57 fl oz Game Color  
+ Figure

Wearing a badge in Night City means taking a stand against chaos to keep the streets safe. The Lawmen paint set contains an exclusive miniature of "Sgt. Suou" and a dedicated step-by-step painting guide by Ángel Giráldez.

*Llevar una insignia en Night City conlleva posicionarse contra el caos para mantener las calles seguras. El set Lawmen contiene una miniatura exclusiva de "Sgt. Suou" y un detallado paso a paso para el pintado de la misma elaborado por Ángel Giráldez.*



70.918 70.934 72.140 72.049 72.048 72.019 72.068 72.051

Step  
by  
Step  
included

NEW!

Art. 72.309

### Solo by Cyberpunk Red Exclusive "Jonathan 'Warlock' Powers" mini

4 x 17 ml/0.57 fl oz Model Color + 4 x 17 ml/0.57 fl oz Game Color + Figure

Solos represent elite fighting machines, familiar with all manner of weapons and lethal cyberware. The set contains an exclusive miniature of "Jonathan 'Warlock' Powers" and a dedicated step-by-step painting guide by Ángel Giráldez.

*Los Solos representan máquinas de combate de élite, familiarizadas con todo tipo de armas y mercancía cibernética letal. El set contiene una miniatura exclusiva de "Jonathan 'Warlock' Powers" y un detallado paso a paso para el pintado de la misma elaborado por Ángel Giráldez.*



72.101 70.845 70.804 70.733 70.921 72.044 72.024 72.051

Step  
by  
Step  
included

NEW!

Art. 72.310

### Trauma Team by Cyberpunk Red Exclusive "Doc Salvage" mini

8 x 17 ml/0.57 fl oz Model Color  
+ Figure

Only the best of the best earn a spot as a fast and furious member of Trauma Team. The Trauma Team paint set contains an exclusive miniature of "Doc Salvage" and a dedicated step-by-step painting guide by Ángel Giráldez.

*Solo los mejores se ganan un lugar como miembros rápidos y furiosos del Trauma Team. El set Trauma Team contiene una miniatura exclusiva de "Doc Salvage" y un detallado paso a paso para el pintado de la misma elaborado por Ángel Giráldez.*



72.001 72.012 72.106 72.023 72.021 72.047 72.144 72.051

Step  
by  
Step  
included

NEW!

# License Paint Sets by Vallejo

## Infinity Paint Sets by Vallejo

The Infinity paint sets are the result of the collaboration between Corvus Belli and Vallejo. Each set includes Ángel Giráldez's step by step guide to paint the miniatures with spectacular results.

Los sets de pintura de Infinity son el resultado de la colaboración entre Corvus Belli y Vallejo Hobby Colors. Cada set incluye paso a paso realizado por Ángel Giráldez para pintar las miniaturas con un acabado espectacular.

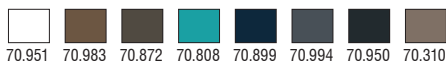
Art. 70.231

### Panoceania Infinity Paint Set

7 x 17 ml/0.57 fl oz Model Color  
+ 1 x 17 ml/0.57 fl oz Panzer Aces  
+ Figure

The set is the perfect introduction for newcomers to the wonderful hobby of miniature painting and contains 8 colors, an exclusive Fusilier Miniature (Forward Observer) only available in this presentation and a step-by-step by Ángel Giráldez.

*El set es la herramienta de iniciación perfecta para aficionados a pintar miniaturas, está compuesto por 8 colores, una miniatura exclusiva únicamente disponible en este set: el Fusilier (Forward Observer) y un paso a paso sobre cómo pintarla elaborado por Ángel Giráldez.*



Step  
by  
Step  
included

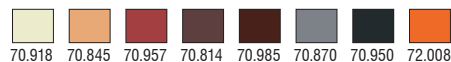
Art. 70.233

### Nomads Infinity Paint Set

7 x 17 ml/0.57 fl oz Model Color  
+ 1 x 17 ml/0.57 fl oz Game Color  
+ Figure

The set is the perfect introduction for newcomers to the wonderful hobby of miniature painting and contains 8 colors, an exclusive Alguacil Miniature (Medikit) only available in this presentation and a step-by-step by Ángel Giráldez.

*El set es la herramienta de iniciación perfecta para aficionados a pintar miniaturas, está compuesto por 8 colores, una miniatura exclusiva únicamente disponible en este set: el Alguacil (Medikit) y un paso a paso sobre cómo pintarla elaborado por Ángel Giráldez.*



Step  
by  
Step  
included

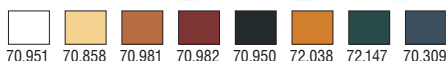
Art. 70.235

### Yu Jing Infinity Paint Set

5 x 17 ml/0.57 fl oz Model Color  
+ 2 x 17 ml/0.57 fl oz Game Color  
+ 1 x 17 ml/0.57 fl oz Panzer Aces  
+ Figure

The set is the perfect introduction for newcomers to the wonderful hobby of miniature painting and contains 8 colors, a Zhanshi Forward Observer exclusive miniature only available in this presentation and a step-by-step by Ángel Giráldez.

*El set es la herramienta de iniciación perfecta para aficionados a pintar miniaturas, está compuesto por 8 colores, una miniatura exclusiva únicamente disponible en este set: Zhanshi, observador de artillería y un paso a paso sobre cómo pintarla elaborado por Ángel Giráldez.*



Step  
by  
Step  
included

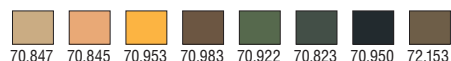
Art. 70.237

### Haqqislam Infinity Paint Set

7 x 17 ml/0.57 fl oz Model Color  
+ 1 x 17 ml/0.57 fl oz Game Color  
+ Figure

The set is the perfect introduction for newcomers to the wonderful hobby of miniature painting and contains 8 colors, a Ghulam Infantry exclusive miniature only available in this presentation and a step-by-step by Ángel Giráldez.

*El set es la herramienta de iniciación perfecta para aficionados a pintar miniaturas, está compuesto por 8 colores, una miniatura exclusiva de Infantería Ghulam únicamente disponible en este set y un paso a paso sobre cómo pintarla elaborado por Ángel Giráldez.*



Step  
by  
Step  
included



# License Paint Sets by Vallejo

Art. 70.239

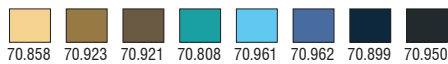
**O-12**

## Infinity Paint Set

8 x 17 ml/0.57 fl oz Model Color  
+ Figure

The set is the perfect introduction for newcomers to the wonderful hobby of miniature painting and contains 8 colors, an exclusive Kappa Unit Miniature (Medikit) only available in this presentation and a step-by-step by Ángel Giráldez.

*El set es la herramienta de iniciación perfecta para aficionados a pintar miniaturas, está compuesto por 8 colores, una miniatura exclusiva únicamente disponible en este set: el Kappa Unit (Medikit) y un paso a paso sobre cómo pintarla elaborado por Ángel Giráldez.*



Step  
by  
Step  
included

Art. 70.241

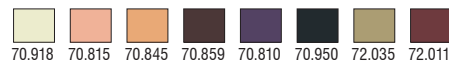
**Shasvastii**

## Infinity Paint Set

6 x 17 ml/0.57 fl oz Model Color  
+ 2 x 17 ml/0.57 fl oz Game Color  
+ Figure

The set is the perfect introduction for newcomers to the wonderful hobby of miniature painting and contains 8 colors, an exclusive Nox Miniature (Forward Observer) only available in this presentation and a step-by-step by Ángel Giráldez.

*El set es la herramienta de iniciación perfecta para aficionados a pintar miniaturas, está compuesto por 8 colores, una miniatura exclusiva únicamente disponible en este set: el Nox (Forward Observer) y un paso a paso sobre cómo pintarla elaborado por Ángel Giráldez.*



Step  
by  
Step  
included

## World of Tanks Paint Set by Vallejo

The World of Tanks: Miniatures Game paint set is the result of the collaboration between Gale Force Nine and Vallejo. World of Tanks is the online world's biggest, Guinness World Record Holding, MMO\* game, which is now brought to life with World of Tanks: Miniatures Game.

\* Massive Multiplayer Online.

*El set de pinturas World of Tanks: Miniatures Game es el resultado de la colaboración entre Gale Force Nine y Vallejo. World of Tanks es el juego MMO \* más grande del mundo en línea, en posesión del Record Guinness Mundial, que ahora cobra vida con World of Tanks: Miniatures Game.*

\* Massive Multiplayer Online.

Art. 70.245

**World of Tanks**

## Miniatures Game Paint Set

8 x 17 ml/0.57 fl oz Model Color  
+ 2 synthetic brushes


The set includes 3 World of Tanks: Miniatures Game cards and a detailed step-by-step guide to help players get more out of their World of Tanks miniatures, including basic painting techniques and detailed easy-to-follow instructions for painting the armor and tracks of the tanks on the game.

*El set incluye 3 tarjetas de World of Tanks: Miniatures Game y una guía detallada paso a paso para ayudar a los jugadores a sacar más provecho de sus miniaturas de World of Tanks, incluyendo técnicas básicas de pintura y sencillas instrucciones para pintar la armadura y las cadenas de los tanques del juego.*

**NEW!**



Step  
by  
Step  
included



# Fantasy Color Series

The Vallejo Fantasy Color series consists of a comprehensive collection of color sets designed to assist the modeler in all the steps of painting fantasy figures. The wide selection of colors allows the creative process ample margin for the painting of miniatures of mythical beings, elves, witches, and all the strange and legendary monsters of the twilight zone where the imagination of the artist has no limits.

La serie Fantasy se ha diseñado con el fin de facilitar al modelista diferentes procesos de pintura sobre figuras de fantasía. La gama contiene una amplia selección de temáticas que incluyen tanto matices extremos, como crepusculares para pintar miniaturas de seres mitológicos y mágicos como elfos, hadas, personajes de leyenda y ciencia ficción, donde solo la imaginación es el límite.

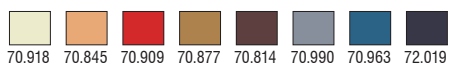
Art. 70.242

## Elves & Gnomes

7 x 17 ml/0.57 fl oz Model Color  
+ 1 x 17 ml/0.57 fl oz Game Color

This technique set contains the must have colors for painting elves and mythical creatures from Middle Earth. The set includes a step-by-step guide by Ángel Giráldez and José González for painting elves and mythical creatures.

*Este set incluye los colores esenciales para pintar elfos y criaturas mitológicas de la Tierra Media. Contiene un completo paso a paso de Ángel Giráldez y José González para pintar elfos y seres mitológicos.*



Step  
by  
Step  
included

NEW!

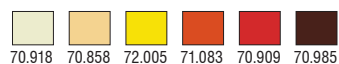
Art. 70.243

## Fire Fury

4 x 17 ml/0.57 fl oz Model Color  
+ 1 x 17 ml/0.57 fl oz Model Air  
+ 1 x 17 ml/0.57 fl oz Game Color

This technique set contains the must have colors for painting the magic and energy of fire in its true magnificence. The set includes a step-by-step guide by Ángel Giráldez and José González for painting fire effects with two fantastic examples of the process of painting a Golem and a torch.

*Este set se centra en los colores esenciales para pintar efectos de magia y la energía del fuego en todo su esplendor. Contiene un completo paso a paso de Ángel Giráldez y José González para pintar fuego con dos fantásticos ejemplos del proceso de pintura de un Gólem y una antorcha.*



Step  
by  
Step  
included

NEW!

# Liquid Gold

**EN** Range of 8 alcohol based metallic colors for figures and model kits. Shiny metallic colors manufactured with actual metal pigments in an alcohol based formula resulting in a metallic finish of extraordinary realism and permanence. The colors can be diluted with alcohol or mixed with one another to achieve further variations of tonality and dry rapidly on all kind of surfaces. Brushes are cleaned with alcohol or with Brush Cleaner (ref. 28.900). Liquid Gold is flammable due to its alcohol content, but does not contain xylene or toluene.

**Packaging:** In 35 ml/1.18 fl oz plastic pots with childproof cap.

**ES** Gama de 8 colores metálicos con base alcohol para figuras y maquetas. Los colores de esta gama se han formulado con pigmentos metálicos dispersados en alcohol, por lo que ofrecen un acabado metalizado de excepcional realismo. Los colores se pueden mezclar entre sí para modificar la tonalidad y secan rápidamente sobre todo tipo de soportes. Los pinceles pueden limpiarse con alcohol o con nuestro Limpiador de Pinceles al alcohol (ref. 28.900). Oro Líquido es inflamable por su contenido en alcohol, pero no contiene xileno, ni tolueno.

**Presentación:**

En frascos de 35 ml/1.18 fl oz con tapón de seguridad.



**70.790**  
Silver  
Plata



**70.791**  
Gold  
Oro



**70.792**  
Old Gold  
Oro Viejo



**70.793**  
Rich Gold  
Oro Rico



**70.794**  
Red Gold  
Oro Rojo



**70.795**  
Green Gold  
Oro Verde



**70.796**  
White Gold  
Oro Blanco



**70.797**  
Copper  
Cobre

**Art. 70.199**

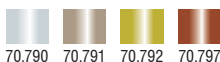
## Gold, Silver & Copper

4 x 35 ml/1.18 fl oz Liquid Gold colors

A selection of 4 Liquid Gold colors, very shiny and durable, for the painting of robots, armour, weapons, vehicles and all other metallic surfaces.

*Selección de 4 colores de Oro Líquido, muy brillantes y duraderos, para pintar robots, armaduras, blindajes, vehículos y otras superficies metálicas.*

Step  
by  
Step  
included





**AIRBRUSH THINNER**  
71.161  
DILUYENTE AERÓGRAFO  
VERDÜNNUNGSMITTEL  
AV  
vallejo

**AIRBRUSH CLEANER**  
71.199  
LIMPIADOR AERÓGRAFO  
AIRBRUSH-REINIGER  
AV  
vallejo

INTER. 71.107 US  
**MODEL Air**  
AV  
vallejo

OSCURA 71.029  
**MODEL Air**  
AV  
vallejo

CLARO 71.137  
**MODEL Air**  
AV  
vallejo  
FS34151

**Model Air**  
Acrylic colors for airbrush use

71.073 BLACK  
**MODEL Air**  
AV  
vallejo

SMOKE  
**MODEL Air**  
AV  
vallejo

71.034  
**MODEL Air**  
AV  
vallejo

GLOBA 71.036  
**MODEL Air**  
AV  
vallejo



# Model Air

**Acrylic colors developed especially for airbrush techniques, in a formula with very finely ground pigments and an acrylic resin with properties of extreme resistance and durability**

**Colores acrílicos desarrollados especialmente para el aerógrafo con pigmentos de molido extrafino y una resina acrílica de última generación de extrema resistencia y duración**

**EN** Matt acrylic colors, water-based and especially formulated for airbrushing. The Model Air color range contains the most complete selection of the military colors used in recent history, including the colors of WWI, WWII and up to the present. Each color is based on extensive research by our experts on the existing and previous military references so as to offer the modeller the highest possible historical accuracy.

Model Air is used directly or diluted with Vallejo Airbrush Thinner or Flow Improver. It is recommended to prime the surface first and then apply Model Air in several layers. The colors dry very rapidly and form a homogenous paint film of extraordinary resistance while preserving even the smallest detail of the model. For airbrushing these colors, the compressor air pressure is recommended at 15 - 20 PSI or 0.5 to 1 kg. Model Air can of course also be applied with a brush. For correct airbrush maintenance we recommend using Airbrush Cleaner. Model Air is not flammable, and does not contain solvents.

**Packaging:**

Model Air is presented in bottles of 17 ml/0.57 fl oz with eyedropper. This packaging prevents the paint from evaporating and drying in the container, so that it can be used in minimal quantities and preserved for a long time.

**ES** Colores acrílicos mates, a base de agua, especialmente formulados para aerografía. Cada color ha sido rigurosamente desarrollado por nuestros expertos con el fin de ofrecer al modelista la máxima fidelidad histórica. La gama de Model Air contiene la más amplia selección de colores militares empleados tanto en vehículos como en aviones, desde conflictos de la Primera y Segunda Guerra Mundial, hasta nuestra era.

Los colores se pueden emplear directamente sobre la superficie, o bien diluidos con nuestro Airbrush Thinner o Flow Improver. Secan rápidamente y es recomendable aplicar sucesivas capas sobre una superficie previamente imprimada. Transcurridas unas horas tras su aplicación el color forma una película de extraordinaria resistencia sin alterar el más mínimo detalle del modelo. Se puede usar con pincel. Los ajustes recomendados para el uso del compresor rondan los 15 - 20 PSI o 0.5 a 1 kg. Para un correcto mantenimiento del aerógrafo recomendamos emplear Vallejo Airbrush Cleaner. Model Air no es inflamable y no contiene disolventes.




































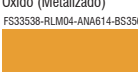













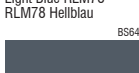


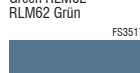
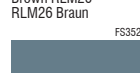
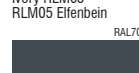











**Presentación:**

Model Air se presenta en botellas de 17 ml/0.57 fl oz con cuentagotas. Esta presentación evita la evaporación de la pintura y el secado dentro del frasco. Se pueden utilizar cantidades mínimas y conservar el contenido del frasco durante mucho tiempo.








# Model Air Colors

COLORES ACRILICOS PARA MODELISMO

 71.001 White Blanco	 71.002 Medium Yellow Amarillo Medio	 71.003 Red RLM23 RLM23 Rot	 71.004 Blue Azul	 71.005 Grey Blue Azul Gris	 71.006 Light Green Chromate Verde Claro Cromo	 71.007 Olive Green Verde Oliva	 71.008 Pale Blue Azul Claro	 71.009 Eau de Nil "D. E. Green" Verde Huevo Pato
 71.010 Interior Green Verde Interior	 71.011 Dark Green RLM83 RLM83 Dunkelgrün	 71.012 Dark Green Verde Oscuro	 71.013 Yellow Olive Oliva Amarillo	 71.014 Gunship Green Verde Acorazado	 71.015 Dark Green RLM71 RLM71 Dunkelgrün	 71.016 USAF Olive Drab USAF Verde Oliva	 71.017 Russian Green 4B0 Verde Ruso 4B0	 71.018 Black Green Verde Negro
 71.019 Camouflage Dark Green RAL6007 Grün	 71.020 Green Brown Verde Pardo	 71.021 Black Green RLM70 RLM70 Schwarzgrün	 71.022 Light Green RLM82 RLM82 Hellgrün	 71.023 Hemp Tan Green	 71.024 Khaki Brown Marrón Caqui	 71.025 Dark Yellow RAL7028 Dunkelgelb	 71.026 USA Flat Brown Marrón USA	 71.027 Light Brown Marrón Claro
 71.028 Sand Yellow Amarillo Arena	 71.029 Dark Earth Tierra Oscura	 71.030 Brown Green Marrón Verdoso	 71.031 Middle Stone Piedra Medio	 71.032 Golden Brown Marrón Dorado	 71.033 Yellow Ochre RAL1006 Gelb	 71.034 Sand Brown Marrón Arena	 71.035 Camouflage Pale Brown Camuflaje Pardo Claro	 71.036 Mahogany Caoba
 71.037 Mud Brown Marrón Lodo	 71.038 Cam. Medium Brown Camuflaje Pardo Medio	 71.039 Hull Red Marrón Rojizo	 71.040 Burnt Umber Sombra Tostada	 71.041 Armour Brown RAL8017 Rotbraun	 71.042 Dark Brown RLM61 RLM61 Dunkelbraun	 71.043 US Olive Drab US Verde Oliva	 71.044 Grey RLM02 RLM02 Grau	 71.045 Cement Grey Gris Cemento
 71.046 Pale Blue Grey Azul Gris Claro	 71.047 Grey Gris	 71.048 Engine Gray Gris Motor	 71.049 Sea Grey Gris Mar	 71.050 Light Gray Gris Claro	 71.051 Neutral Gray Gris Neutral	 71.052 Anthracite Grey Gris Antracita	 71.053 Dark Sea Gray Gris Mar Oscuro	 71.054 Dark Grey Blue Gris Azul Oscuro
 71.055 Black Grey RLM66 RLM66 Schwarzgrau	 71.056 Panzer Dark Grey RAL7021 Dunkelgrau	 71.057 Black Negro	 71.062 Aluminum (Metallic) Aluminio (Metalizado)	 71.063 Silver RLM01 (Metallic) RLM01 Silber (Metaliz.)	 71.064 Chrome (Metallic) Cromo (Metalizado)	 71.065 Steel (Metallic) Acero (Metalizado)	 71.066 Gold (Metallic) Oro (Metalizado)	 71.067 Bright Brass (Metallic) Latón (Metalizado)
 71.068 Copper (Metallic) Cobre (Metalizado)	 71.069 Rust (Metallic) Óxido (Metalizado)	 71.070 Signal Red (Metallic) Rojo Señal (Metalizado)	 71.071 Arctic Blue (Metallic) Azul Ártico (Metalizado)	 71.072 Gunmetal (Metallic) Fusil (Metalizado)	 71.073 Black (Metallic) Negro (Metalizado)	 71.074 Beige Beige	 71.075 Ivory RAL1001 Elfenbein	 71.076 Skin Tone Color Piel
 71.077 Wood Madera	 71.078 Yellow RLM04 RLM04 Gelb	 71.079 Tan Earth Tierra	 71.080 Rust Óxido	 71.081 Ochre Ocre	 71.082 Fluorescent Red Rojo Fluorescente	 71.083 Orange Naranja	 71.084 Fire Red Rojo Fuego	 71.085 Ferrari Red Rojo Ferrari
 71.086 Light Red Rojo Claro	 71.087 Steel Blue Azul Acero	 71.088 French Blue Azul Francés	 71.089 Light Sea Blue Azul Mar Claro	 71.090 Deep Sky Azul Oscuro	 71.091 Signal Blue Azul Señal	 71.092 Medium Olive Ral6003 Olivgrün	 71.093 NATO Green Verde OTAN	 71.094 Green Zinc Chromate Verde Zinc
 71.095 Pale Green Verde Pálido	 71.096 Olive Grey Verde Oliva Grisáceo	 71.097 Medium Gunship Gray Gris Medio USAF	 71.101 Light Blue RLM78 RLM78 Hellblau	 71.102 Red Rojo	 71.103 Grey Blue RLM84 RLM84 Graublau	 71.104 Green RLM62 RLM62 Grün	 71.105 Brown RLM26 RLM26 Braun	 71.106 Ivory RLM05 RLM05 Elfenbein
 71.107 US Interior Yellow US Amarillo Interior	 71.108 UK Azure Blue UK Azul Azure	 71.109 Faded PR.U. Blue M-485 Blue Gray	 71.110 Dark Gray Gris Oscuro	 71.111 USAF Light Blue USAF Azul Claro	 71.112 Sand Arena	 71.113 IDF Blue Azul IDF	 71.114 Medium Gray Gris Medio	 71.115 Blue Grey RAL7016 Blaugrau
 71.116 Camouflage Grey Green RAL7008 Graugrün	 71.117 Camouflage Brown RAL8020 Braun	 71.118 Camouflage Grey RAL7027 Grau	 71.119 White Grey RAL9002 Grauweiss	 71.120 Dark Ghost Gray Gris Oscuro USAF	 71.121 Light Gull Gray Gris Gaviota USN	 71.122 US Desert Armour 686 US Cam. Moderno 686	 71.123 Dark Grey RLM42 RLM42 Dunkelgrau	 71.124 USAF Green Verde USAF
 71.125 USAF Brown Marrón USAF	 71.126 IDF/AF Green Verde IDF/AF	 71.128 Gray Violet Gris Violeta	 71.129 Light Rust Óxido Claro	 71.130 Orange Rust Óxido Anaranjado	 71.131 Concrete Cemento	 71.132 Aged White Blanco Envejecido	 71.133 Dirt Suciedad	 71.134 JA Midouri Green JA Verde Midouri

# Model Air Colors

 <b>71.135</b> IJA Chrome Yellow IJA Amarillo Cromado	 <b>71.136</b> IJA Earth Brown IJA Marrón Tierra	 <b>71.137</b> US Light Green US Verde Claro	 <b>71.138</b> US Sand US Arena	 <b>71.139</b> US Field Drab US Marrón Verdoso	 <b>71.140</b> US Desert Sand US Arena Desierto	 <b>71.141</b> IDF Sand Grey 73 IDF Gris Arena 73	 <b>71.142</b> IDF Sinai Grey 82 IDF Gris Sinai 82	 <b>71.143</b> UK Light Stone UK Piedra Clara
 <b>71.244</b> Sand Beige Sandbeige	 <b>71.245</b> Loam Beige Lehmbeige	 <b>71.246</b> Yellow Brown Sandbraun	 <b>71.247</b> Light Olive Helloliv	 <b>71.248</b> Brown Grey Gris Marrón	 <b>71.249</b> NATO Brown Lederbraun	 <b>71.250</b> Bronze Green Bronzegrün	 <b>71.251</b> NATO Black Teerschwarz	 <b>71.255</b> Light Blue RLM65 RLM65 Hellblau
 <b>71.256</b> Green RLM73 RLM73 Grün	 <b>71.257</b> Light Blue RLM76 RLM76 Lichtblau	 <b>71.258</b> Grey Green RLM74 RLM74 Graugrün	 <b>71.259</b> Grey Violet RLM75 RLM75 Grauviolett	 <b>71.260</b> Light Grey RLM63 RLM63 Hellgrau	 <b>71.263</b> Green RLM72 RLM72 Grün	 <b>71.264</b> Brown Violet RLM81 RLM81 Braunviolett	 <b>71.265</b> Olive Green RLM80 RLM80 Olivgrün	 <b>71.266</b> Dark Blue RLM24 RLM24 Dunkelblau
 <b>71.267</b> Light Green RLM25 RLM25 Hellgrün	 <b>71.268</b> German Grey RAL6006 Feldgrau	 <b>71.269</b> Red RAL3000 Rot	 <b>71.270</b> Off-White RAL9001 Weiss	 <b>71.271</b> German Red Brown RAL8012 Rotbraun	 <b>71.272</b> German Yellow Brown RAL8000 Gelbbraun	 <b>71.273</b> Ocean Gray Gris Oceano	 <b>71.274</b> Aggressor Gray Gris Aggressor	 <b>71.275</b> USAF Medium Gray USAF Gris Medio
 <b>71.276</b> USAF Light Gray Gris Claro	 <b>71.277</b> Dark Gull Gray Gris Gaviota Oscuro	 <b>71.278</b> Sand Yellow RLM79 RLM79 Sandgelb	 <b>71.279</b> Insignia White Blanco Insignia	 <b>71.280</b> Camouflage Gray Gris Camuflaje	 <b>71.281</b> 3B Russian Green 3B Verde Ruso	 <b>71.282</b> 6K Russian Brown 6K Marrón Ruso	 <b>71.283</b> 7K Russian Tan 7K Tierra Rusa	 <b>71.284</b> UK Light Mud UK Marrón Claro
 <b>71.285</b> IJA Dark Green IJA Verde Oscuro	 <b>71.286</b> IJA Olive Green IJA Verde Oliva	 <b>71.287</b> IJA Khaki Brown IJA Marrón Caqui	 <b>71.288</b> UK BSC 64 Portl. Stone UK BSC 64 Piedra Portl.	 <b>71.289</b> US Dark Green US Verde Oscuro	 <b>71.290</b> US Earth Brown US Tierra Marrón	 <b>71.291</b> US Earth Yellow US Tierra Amarilla	 <b>71.292</b> US Loam US Marrón Barro	 <b>71.293</b> US Earth Red US Tierra Roja
 <b>71.294</b> US Forest Green US Verde Bosque	 <b>71.295</b> USN Sea Blue USN Azul Marino	 <b>71.296</b> USAAF Light Gray Curtiss Grey	 <b>71.297</b> JGSD Brown 3606 JGSD Marrón 3606	 <b>71.298</b> M495 Light Gray M495 Gris Claro	 <b>71.299</b> Intermediate Blue Azul Intermedio	 <b>71.300</b> Glossy Sea Blue Azul Mar Brillante	 <b>71.301</b> AMT-4 Cam. Green AMT-4 Camuflaje Verde	 <b>71.302</b> Sky Type S Verde Cielo
 <b>71.303</b> A-24M Cam. Green A-24M Verde Camuflaje	 <b>71.304</b> AMT-11 Blue Grey AMT-11 Azul Grisáceo	 <b>71.305</b> Interior Grey Green Interior Gris Verde	 <b>71.306</b> Sky Blue Azul Cielo	 <b>71.307</b> BS Medium Sea Grey BS Gris Mar Medio	 <b>71.308</b> AMT-12 Dark Grey AMT-12 Gris Oscuro	 <b>71.309</b> Dark Slate Grey Gris Pizarra Oscuro	 <b>71.310</b> IJN Deep Dark Green IJN Verde Osc. Intenso	 <b>71.311</b> IJN Ash Grey IJN Gris Ceniza
 <b>71.312</b> IJN Medium Grey IJN Gris Medio	 <b>71.313</b> Dark Mediterranean Blue Azul Mediterraneo Osc.	 <b>71.314</b> Seaplane Gray Gris Hidroavión	 <b>71.315</b> Tire Black Negro Caucho	 <b>71.316</b> N. 41 Dark Olive Drab N. 41 Verde Oliva Oscuro	 <b>71.317</b> All SV. Gol Light Blue All SV. Gol Azul Claro	 <b>71.318</b> AMT-7 Greyish Blue AMT-7 Azul Grisáceo	 <b>71.319</b> A-28M Greyish Blue A-28M Azul Grisáceo	 <b>71.320</b> AMT-1 Light Grey, Brown AMT-1 Marrón Gr. Claro
 <b>71.321</b> IJA Light Grey Green Sky Green	 <b>71.322</b> IJN Black Green IJN Verde Negro	 <b>71.323</b> BS Dark Earth BS Tierra Oscura	 <b>71.324</b> BS Dark Green BS Verde Oscuro	 <b>71.325</b> IJN Dark Black Green IJN Verde Negro Oscuro	 <b>71.326</b> IJA Grey Green IJA Gris Verdoso	 <b>71.327</b> IAF Sand Arena IAF	 <b>71.328</b> Light Blue Azul Claro	 <b>71.329</b> Green Verde
 <b>71.330</b> Khaki Green Num. 3 Verde Caqui Nº3	 <b>71.331</b> Cockpit Emerald G. "Faded" Verde Interior Cabina	 <b>71.332</b> Underside Blue "Faded" Azul Desgastado	 <b>71.333</b> Russian AF Blue Azul AF Ruso	 <b>71.334</b> Flanker Light Blue Azul Claro Flanker	 <b>71.335</b> Flanker Light Gray Gris Claro Flanker	 <b>71.336</b> A-14 Steel Grey A-14 Gris Acero	 <b>71.337</b> Flanker Blue Azul Flanker	 <b>71.338</b> Russian AF Grey Blue Gris Azul AF Ruso
 <b>71.339</b> Russian AF Grey N.3 Gris N.3 AF Ruso	 <b>71.340</b> Grey Green Gris Verdoso	 <b>71.341</b> Green Grey Verde Grisáceo	 <b>71.342</b> Russian AF Light Blue Azul Claro AF Ruso	 <b>71.343</b> Russian AF Grey N.7 Gris N.7 AF Ruso	 <b>71.344</b> Rus. AF Grey Protec. Coat Gris AF Ruso	 <b>71.345</b> Russian AF Grey N.8 Gris N.8 AF Ruso	 <b>71.346</b> Russian AF Grey N.4 Gris N.4 AF Ruso	 <b>71.347</b> Russian AF Dark Green Verde Oscuro AF Ruso
 <b>71.348</b> USAF Tan USAF Marrón Arena								

## Mediums y Barnices / Mediums and Varnishes

 <b>70.510</b> Gloss Varnish Barniz Brillante	 <b>70.520</b> Matt Varnish Barniz Mate	 <b>70.522</b> Satin Varnish Barniz Satinado	 <b>70.523</b> Liquid Mask Máscara Líquida	 <b>71.261</b> Airbrush Thinner Diluyente Aerógrafo	 <b>71.262</b> Flow Improver Flow Improver	 <b>73.212</b> Decal Softener Ablandador de Calcas	 <b>73.213</b> Decal Fix Fijador de Calcas	 <b>73.214</b> Chipping Medium Medium de Desgaste
--	---	--	--	---	---	--	--	---

# Model Air Sets

Collection of sets of Model Air references for painting models, figures and dioramas. Containing bottles of 17 ml/0.57 fl oz (with eyedropper) and a color chart.

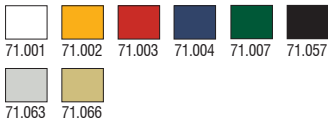
*Colección de estuches de colores Model Air para pintar maquetas, miniaturas y dioramas. Contienen botellas de 17 ml/0.57 fl oz (con cuentagotas) y una carta de colores.*



## Model Air Sets 8 colors

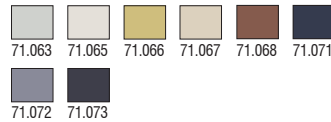
**Art. 71.174**

### Basic Colors



**Art. 71.176**

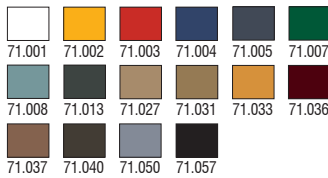
### Metallic Colors



## Model Air Sets 16 colors


**Art. 71.178**

### Basic Colors




**Art. 71.208**

### German WWII Europe & Africa



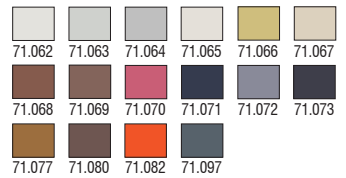
**Art. 71.180**

### Allied Forces WWII



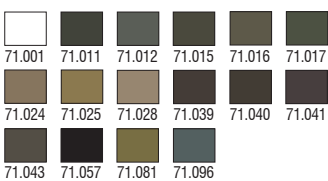
**Art. 71.181**

### Metallic Effects




**Art. 71.190**

### German/Allied WWII



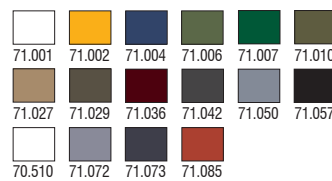
**Art. 71.191**

### Railway Colors (Europe)




**Art. 71.192**

### Building Colors



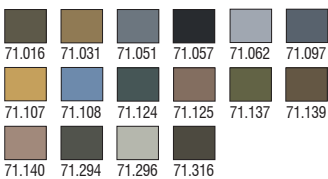
**Art. 71.194**

### Weathering Colors



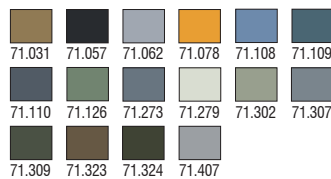
**Art. 71.185**

### WWII USAAF Aircraft



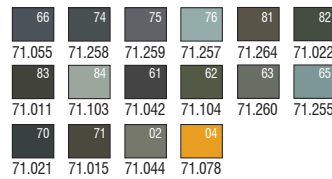
**Art. 71.189**

### WWII British RAF & FAA



**Art. 71.193**

### RLM Colors



Contains leaflet  
Contiene folleto



## Basic Color Series

These introductory sets contain a selection of essential basic colors for all those modellers who want to create their own shades by mixing and blending colors to explore all the chromatic possibilities.

Sets de introducción que contienen una selección de colores básicos imprescindibles para todos aquellos aficionados que deseen crear sus propios matices mediante mezclas generando multitud de posibilidades cromáticas.

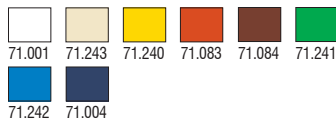
Art. 71.154

### Bluelight Set

8 x 17 ml/0.57 fl oz Model Air

The Bluelight Set contains the official RAL colors employed in the EEUU (official guide 2005) for use on emergency vehicles, such as ambulances, police vehicles and fire brigades.

El set "Luz Azul" contiene colores que corresponden a los colores RAL designados oficialmente en la EEUU (guía oficial de 2005) para vehículos de emergencia como ambulancias, coches de policía y bomberos.



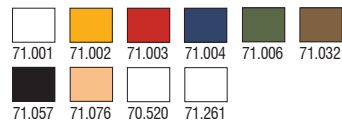
Art. 71.167

### Basic Colors & Airbrush

8 x 17 ml/0.57 fl oz Model Air + 2 x 17 ml/0.57 fl oz auxiliaries

Selection of 8 acrylic Model Air colors, 2 auxiliary products, an Ultra Harder & Steenbeck airbrush and a color chart.

Selección de 8 colores acrílicos Model Air y 2 productos auxiliares, con un aerógrafo Ultra Harder & Steenbeck y una carta de colores.



## SCI-FI Color Series

The SCI-FI Color Series consists of a collection of sets developed to provide the model painter with the colors for science fiction figures and vehicles. The colors have been selected and formulated to reproduce the most popular colors from the science fiction universe.

La serie SCI-FI Color Series fue diseñada para facilitar al modelista diferentes procesos de pintura sobre figuras y vehículos de ciencia ficción, modelos de cazas de combate estelar, naves espaciales y modelos de ciencia ficción en general, muchos de ellos inspirados en modelos disponibles de dichas naves protagonistas en diversas sagas cinematográficas.

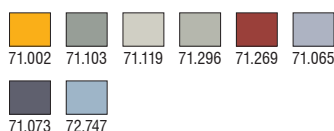
Art. 71.612

### Star Fighters Colors

8 x 17 ml/0.57 fl oz acrylic airbrush colors

Set designed for painting the scale models of space ships, jet hunters, star bombers or escort fighters of the Science Fiction universe, or for painting the models from Sci Fi film epics.

Set desarrollado para pintar modelos a escala de naves espaciales ligeras y cazas de combate, lanzaderas, bombarderos estelares o cazas de escolta, dentro del contexto de la Ciencia Ficción en general, o modelos de sagas cinematográficas.



# Navy Color Series

The Navy Color Series is a collection of sets designed to assist the modeller in the process of painting ships and submarines of WWI and WWII. The references have been formulated to reproduce faithfully the original colors according to military norms and nomenclatures and the particular operational theatre. The assistance of historical and military experts has been of great value in the design and concept of these sets.

Serie de sets diseñados para facilitar al modelista los procesos de pintura sobre barcos y submarinos de la WWI y la WWII. Colores cuidadosamente seleccionados para reproducir fielmente tonos empleados según normativa histórica y nomenclatura militar en los entornos de sus operaciones, así como nacionalidades y periodos históricos. En algunos sets intervienen regularmente modelistas profesionales y asesores históricos, cualificados y vinculados a museos militares.

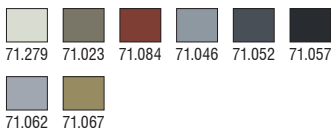
Art. 71.611

## Nuclear Submarines

8 x 17 ml/0.57 fl oz Model Air

The set includes colors needed to paint the models of nuclear submarines currently deployed and regardless of nationality, since the patterns are very similar.

*El set incluye referencias necesarias para pintar submarinos nucleares de toda nacionalidad actual, ya que presentan patrones de pintura muy similares.*




Art. 71.615

## Kriegsmarine WWII German Colors

8 x 17 ml/0.57 fl oz Model Air

Selection of colors for painting WWII war ships most common in service in Germany, such as submarines and support vessels. The colors selected for this set are the closest possible to available historical references.

*Selección de colores para pintar los buques de la WWII más comunes en servicio en Alemania, así como submarinos y navíos de servicio. Los matices seleccionados son los más próximos a las referencias históricas.*



Art. 71.646

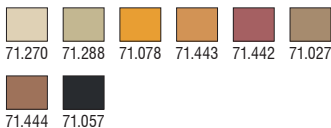
## Titanic Colors

8 x 17 ml/0.57 fl oz Model Air

The set includes the references suitable for painting the scale model of the Titanic, offering the most suitable and correct shades based on the latest research and historical sources.

*El set incluye las referencias necesarias para pintar modelos a escala del Titanic, ofreciendo los tonos más adecuados y correctos en base a las últimas investigaciones y fuentes históricas.*

**NEW!**



# Effects Color Series

A series of sets developed to depict different special effects on figures and models. The colors have been selected specifically to reproduce the consequences of exposure to the elements and of extreme wear under battle conditions on all kind of vehicles, such as the traces of rust and chipped paint, accumulated dirt and the impacted damages of battle, fire and destruction. They include the step by step use of non-metallic colors for metal surfaces.

Serie de sets diseñados para reproducir diversos efectos especiales sobre figuras y maquetas. Los colores han sido cuidadosamente seleccionados para representar fielmente efectos como la exposición a la intemperie de todo tipo de vehículos; secuelas de combate, como el óxido y la suciedad acumulada; efectos metálicos en figuras, usando colores no metalizados.

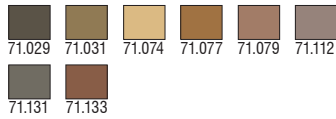
Art. 71.214

## Ruins & Rubble

8 x 17 ml/0.57 fl oz Model Air

Selection of Model Air colors, especially formulated for painting buildings and unpaved roads; ruins, rubble and stone floors or tiles, in a city or in rural environments. Step by step by Chema Cabrero included.

Selección de colores para aerografía especialmente pensados para pintar edificios, escombros, ruinas, suelos de piedra y adoquines, o caminos sin asfaltar; tanto para ambientes urbanos como rurales. Incluye paso a paso de Chema Cabrero.



Step by Step included

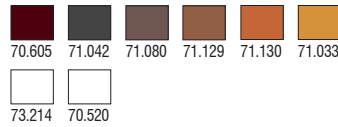
Art. 71.186

## Rust & Chipping

8 x 17 ml/0.57 fl oz acrylic colors

Selection of airbrush colors to create the effects of rust and wear caused by exposure to weather and battle conditions. Includes step by step by Chema Cabrero.

Selección de colores de aerografía para crear efectos de óxido y envejecimiento sobre la superficie. Ilustrado con un paso a paso de Chema Cabrero.



Step by Step included

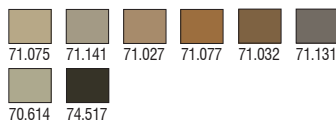
Art. 71.187

## Old & New Wood

8 x 17 ml/0.57 fl oz Model Air

Set with step by step by Scratchmod, for the creation of new wood and old gray-silver weathered wood effects. The wood colors can be used for boxes and crates as well as tool handles, etc. The old wood colors will help replicate much older and more weathered wood.

Set con paso a paso de Scratchmod, para recrear madera nueva y vieja. Los colores de madera se pueden utilizar para cosas tales como cajas y cajones, así como mangos de herramientas. Los colores de madera envejecida ayudarán a representar la madera más antigua y más deteriorada.



Step by Step included

# AFV Color Series

The AFV Color Series consists of a comprehensive collection of color sets designed to assist the modeller in all steps of painting the models of armoured and combat vehicles. The colors have been carefully developed to allow for a faithful reproduction of the historical shades of the colors used, following the norms, military nomenclatures and operational background. In the design of some of these sets we have been assisted by historical and military specialists adjoined to museums and historical societies.

La colección AFV Color Series facilita al modelista los diferentes procesos de pintura en vehículos y carros de combate. Los colores han sido seleccionados para reproducir fielmente los tonos empleados según normativa histórica y nomenclatura militar en el entorno de cada una de sus operaciones, utilizando cartas de color de archivos Federal Standard, RAL, British Standard, entre otros. En la confección y diseño de algunos sets intervienen modelistas profesionales y asesores históricos y personal cualificado vinculado a museos militares.

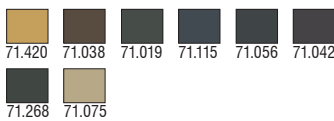
Art. 71.205

## German Colors 1927-1941 Camouflage patterns for German vehicles

8 x 17 ml/0.57 fl oz Model Air

This set contains the colors for painting German vehicles from 1927 to 1941, with camouflage patterns by Euromodelismo.

*El set contiene colores para pintar los vehículos alemanes de 1927 hasta 1941, con esquemas de camuflaje realizados por Euromodelismo.*




Art. 71.206

## German Colors 1940-1945 Camouflage patterns for German vehicles

8 x 17 ml/0.57 fl oz Model Air

The set contains the colors for painting German vehicles from 1940 to 1945, with camouflage patterns by Euromodelismo.

*El set contiene colores para pintar los vehículos alemanes de 1940 hasta 1945, con esquemas de camuflaje realizados por Euromodelismo.*



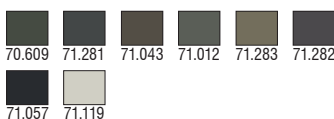
Art. 71.188

## Soviet WWII Camo Colors

8 x 17 ml/0.57 fl oz Model Air

The set contains the colors for painting Soviet vehicles from 1935 to 1945. With step by step painting instructions by Adam Wilder and 6 camouflage patterns.

*El set contiene colores para pintar vehículos soviéticos de 1935 hasta 1945. Incluye un paso a paso de Adam Wilder y 6 esquemas de camuflaje.*



Step  
by  
Step  
included

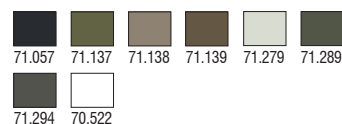
Art. 71.202

## MERDC Camo Colors

8 x 17 ml/0.57 fl oz Model Air

In the 1970's, the US Mobility Equipment Research & Design Command (MERDC) developed a system of camouflage patterns for US Army vehicles. Each camouflage pattern consists of 4 colors (two primary and two secondary colors); the conditions of the local terrain determined which of the patterns were to be used.

*En 1970, la US Mobility Equipment Research & Design Command (MERDC) desarrolló un sistema de patrones de camuflaje para vehículos del ejército estadounidense. Cada uno de los patrones estaba formado por 4 tonos (dos colores primarios y dos secundarios); que vinieron predeterminados según las condiciones del terreno o la estación del año.*



# AFV Color Series


Art. 71.613

## Russian Greens (1928's to Present)

8 x 17 ml/0.57 fl oz Model Air

The set includes all the shades of green used for base colors and camouflage patterns. From the beginning in the twenties of the mechanization of the army of the Soviet Union, including tanks and light and heavy vehicles, camouflage patterns were considered, and shades of green were employed as a standard base color.

*Estuche que incluye todas las variedades de verde usadas como tono de camuflaje y colores base, desde los inicios de la mecanización por parte de la Unión Soviética, su ejército en los años 20, con la inclusión de carros de combate, vehículos de ruedas y vehículos ligeros, se contemplaron tanto patrones de camuflaje, como colores estándar para cubrir los mismos, decidiéndose por tonos verdes como colores base.*




Art. 71.614

## WWII British Colors UK/BEF/Europe 1939-1945

8 x 17 ml/0.57 fl oz Model Air

The set includes all the references needed to paint any type of British army vehicles, used between 1939 and 1945, beginning with the forces stationed in British territory, the Expeditionary forces in France and the forces in Italy and on the European front. To determine the colors of this set we have been assisted by the expert Mike Starmer.

*Estuche que incluye las referencias necesarias para pintar cualquier tipo de vehículo británico usado entre 1939 y 1945, desde los ubicados en territorio británico, como los de la Fuerza Expedicionaria en Francia, a los del frente europeo e Italia, vehículos de armamento, blindados o ligeros. Se ha contado con el asesoramiento del experto Mike Starmer.*




Art. 71.619

## Middle East Wars (1967's to Present)

8 x 17 ml/0.57 fl oz Model Air

The set includes a selection of camouflage colors used for vehicles and tanks in the Yom Kippur War and other Middle East conflicts.

*El estuche incluye una selección de tonos de camuflaje para vehículos y carros de combate de la Guerra de Yom Kippur y otros conflictos del Oriente medio.*




Art. 71.620

## Cold War & Modern Russian Desert Patterns

8 x 17 ml/0.57 fl oz Model Air

This set contains a selection of colors for painting the camouflage patterns of contemporary soviet combat vehicles. The color references included are those of the official URSS colors, and include camouflage patterns currently used on AFV vehicles.

*Este estuche incluye una selección de tonos para representar patrones de camuflaje sobre vehículos de combate soviéticos de la época contemporánea e incluye esquemas de camuflaje usados en la URSS en la actualidad sobre vehículos blindados y camiones.*



# AFV Color Series


Art. 71.621

## Cold War & Modern Russian Green Patterns

8 x 17 ml/0.57 fl oz Model Air

This set contains a selection of colors for painting the camouflage patterns on contemporary soviet combat vehicles, using as reference the official colors of the URSS. The set includes also camouflage patterns used nowadays on AFV vehicles.

*Estuche que incluye una selección de tonos para representar patrones de camuflaje sobre vehículos de combate soviéticos de época contemporánea, tomando como referencia tonos oficiales de la URSS. También incluye esquemas de camuflaje usados en la actualidad sobre vehículos blindados y camiones.*



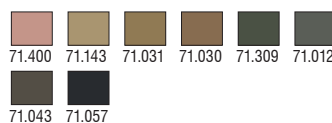
Art. 71.622

## WWII British Colors Africa 1939-1943

8 x 17 ml/0.57 fl oz Model Air

This set contains a selection of colors needed for painting any type of British army vehicles, used between 1939 and 1943 and deployed from the African front up to Egypt and the Middle East. To determine the colors of this set we have been assisted by the expert Mike Starmer.

*Estuche que incluye las referencias necesarias para pintar cualquier tipo de vehículo británico usado entre 1939 y 1943, desde el frente africano hasta Egipto y Oriente Medio, vehículos de armamento, blindados o ligeros. Se ha contado con el asesoramiento del experto Mike Starmer.*




Art. 71.159

## German ISAF Colors (Umtarnfarben)

8 x 17 ml/0.57 fl oz Model Air

The set contains a selection of colors used for the standard camouflage of vehicles in the EU (NATO), as well as the colors employed to change these patterns for a quick adjustment to the extreme climatic conditions on the dry deserts and mountains of the NATO missions in Mid-East territories.

*El set contiene una selección de colores utilizados para los camuflajes estándar de vehículos de los ejércitos de la UE (OTAN) y los colores empleados para cambiar estos camuflajes rápidamente para ajustarlos a misiones en territorios de condiciones climáticas extremas en terrenos secos y desiertos.*




Art. 71.160

## IJA Colors Early/Late (1937-1945)

8 x 17 ml/0.57 fl oz Model Air

The set contains the colors to paint the camouflages of the Imperial Japanese Army (IJA) and includes the pattern for HA-Go Early Camouflage colors in China & Pacific 1937-1942 and the CHI-HA Late Camouflage colors implemented in 1942.

*El set contiene colores para pintar camuflajes del ejército Imperial Japonés (IJA) con esquemas de pintado para colores HA-Go Early Camouflage en China y Pacífico 1937-1942 y colores del CHI-HA Late Camouflage, implementados en 1942. Con la colaboración de Lothar Limprecht.*



# AFV Color Series

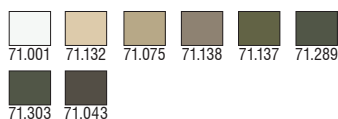
Art. 71.625

## WWII US Army Europe & North Africa 1942-1945

8 x 17 ml/0.57 fl oz Model Air

The set includes all the tones used as base colors as well as those used to create the different camouflage schemes used in Europe (ETO), winter pattern camo and the schemes used by operating vehicles in North Africa.

*En el set se incluyen todos los tonos usados como colores base, así como los utilizados para realizar los distintos esquemas de camuflaje comúnmente utilizados en Europa (ETO), esquemas invernales y los esquemas utilizados por los vehículos operativos en el Norte de África.*



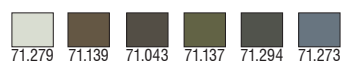
Art. 71.623

## WWII USMC Colors Green & Grey Patterns 1942-1945

6 x 17 ml/0.57 fl oz Model Air

The set includes all the tones used to depict the different camouflage schemes used by the USMC on its vehicles, as well as the reference Ocean Grey, used on AMTRAC units operating in Saipan or Tarawa, as well as other combat landing areas.

*En el set se incluyen todos los tonos usados para realizar los distintos esquemas de camuflaje comúnmente utilizados por el USMC sobre sus vehículos, así como la referencia Ocean Grey, usada en unidades AMTRAC, operativos en Saipan o Tarawa y otras zonas de desembarco.*



Art. 71.644


## French Camo Colors Pre-War & WWII

8 x 17 ml/0.57 fl oz Model Air

The set includes the correct references needed for painting the combat vehicles, tanks, trucks or artillery, as well as the camouflage schemes which were operative during WWII in the French army. The references are based on well preserved photographs and the restoration experts of the vehicles on display in the Saumur Museum.

*El set incluye las referencias adecuadas para pintar vehículos de combate, camiones o piezas de artillería, así como los esquemas de camuflaje operativos durante la WWII del ejército francés. Se han tomado como referencia fotografías bien conservadas y restauraciones expertas de los vehículos expuestos en el Museo de Saumur.*

**NEW!**



Art. 71.645

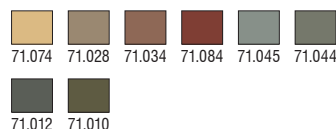
## Italian WWII Regio Esercito Camo Colors

8 x 17 ml/0.57 fl oz Model Air

The set includes the correct references needed for painting the combat vehicles, tanks, trucks or artillery, as well as the camouflage schemes which were operative during WWII in the Regio Esercito. The references are based on well preserved photographs and the restoration experts of the vehicles on display in the Saumur Museum.

*El set incluye las referencias adecuadas para pintar vehículos de combate, camiones o piezas de artillería, así como los esquemas de camuflaje operativos durante la WWII del Regio Esercito. Se han tomado como referencia fotografías bien conservadas y restauraciones expertas de los vehículos expuestos en el Museo de Saumur.*

**NEW!**



ACRYLIC COLORS FOR MODELS & MINIATURES

# AFV Color Series

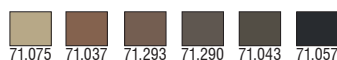
Art. 71.624

## WWII USMC Colors Sand Patterns 1942-1945

6 x 17 ml/0.57 fl oz Model Air

The set includes all the tones used to depict the different camouflage schemes specifically used by the USMC on its vehicles in combat zones such as Okinawa or Iwo Jima.

*En el set se incluyen todos los tonos usados para realizar los distintos esquemas de camuflaje comúnmente utilizados por el USMC sobre sus vehículos, en zonas de combate como Okinawa o Iwo Jima.*



Art. 71.207

## DAK Colors 1941-44 Deutsches Afrika Korps

6 x 17 ml/0.57 fl oz Model Air

The set contains the colors needed to paint the models of AFV and German vehicles operative in DAK units during the 1941-1944 period, starting with the early references from railway depots applied over the color RAL7021, to the new colors designed especially for this operative environment, and including Olivgrün for the Tunisia units.

*El set incluye todos los tonos necesarios para pintar carros de combate y vehículos encuadrados dentro de las unidades del DAK durante el periodo de 1941 a 1944, desde los tonos iniciales procedentes de uso ferroviario, aplicada sobre el RAL7021, hasta los nuevos matices especialmente diseñados para ese entorno operativo, incluyendo el Verde Oliva para las unidades estacionadas en Túnez.*



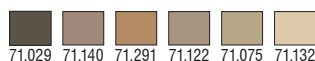
Art. 71.209

## US Modern Desert Colors

6 x 17 ml/0.57 fl oz Model Air

A set designed to show effects of light, shadow and volume on modern US AFV models as well as on other vehicles in a desert environment. The references included allow the application of several concepts such as panel and zenithal light or color modulation with transition from dark shadow to lighter tones, creating the perception of volume. The set includes step by step instructions to suggest the process of painting and highlighting.

*Un set diseñado para representar efectos de luz, sombra y volumen sobre los vehículos, equipamiento y blindados americanos contemporáneos. Las referencias permiten aplicar conceptos de iluminación como el panelado, la luz cenital o la modulación de color con transiciones de sombra a tonos más claros, creando percepción de volumen. Incluye un paso a paso como sugerencia de proceso de pintura e iluminación.*



Art. 71.210


## IDF Colors

### Israeli Defence Force

6 x 17 ml/0.57 fl oz Model Air

This set includes the Olive Drab used on the operative vehicles in the beginning of the 1956 Sinai War, the 67 Sand Grey color used in the beginning of the Six Days War, the 73 Sand Grey of the Yom Kippur conflict, the 82 Sinai Grey deployed in Lebanon and the actual shade of 87 Tan Green.

*Incluye el verde Olive Drab usado en los vehículos operativos durante sus inicios en las Guerras del Sinaí del 56, el tono Sand Grey 67 usado desde la Guerra de los seis días, el tono Gris Arena 73 en el conflicto del Yom Kippur, el tono Sinai Grey 82 de los conflictos del Líbano, y el actual Tan Green 87.*





# AFV Color Series

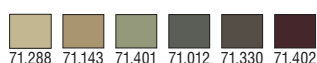
Art. 71.211

## British Caunter Colors

6 x 17 ml/0.57 fl oz Model Air

This set contains the colors for the application of the well know British Caunter Camouflage scheme on AFV vehicles, as well as other equipment included in this new ordinance for disruptive camouflage. The colors have been developed especially, following the historical references given in the book by M. Starmer. Also included are the references Purple Light Brown and Light Stone used for the two-tone camouflage scheme.

*En este set podemos encontrar las referencias que nos permitirán aplicar el conocido camuflaje tipo Caunter sobre camiones y blindados, así como en otro equipamiento que quedó agrupado por esa nueva normativa de camuflaje disruptivo. Los matices se han estudiado especialmente siguiendo las indicaciones históricas de M. Starmer. Asimismo se incluyen las referencias de Light purple Brown y Ligth Stone para representar el camuflaje de dos tonos.*



Art. 71.212

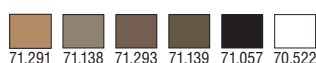
## MERDC Desert Colors

Mobility Equipment Research & Design Command

6 x 17 ml/0.57 fl oz Model Air

In the 1970s, the US Mobility Equipment Research & Design Command (MERDC) developed a camouflage pattern color system for vehicles of the United States Army. This consisted of a color scheme of standardized patterns for each vehicle, to be used with twelve colors. This set includes all the tones needed to represent the Gray and Red Desert patterns.

*En la década de 1970, el US Mobility Equipment Research & Design Command (MERDC) desarrolló un sistema de patrones de camuflaje para vehículos del Ejército de los Estados Unidos. Éstos consistieron de un sistema de patrones estandarizados para cada vehículo, para ser utilizado con un sistema de doce colores. El set incluye todos los tonos necesarios para representar los patrones Grey y Red Desert.*



Art. 71.213

## Wheels & Tracks

6 x 17 ml/0.57 fl oz Model Air

The set contains colors to represent several types of rubber on wheels and covers, for the rubber used on the mixed track links used on modern and Second World War AFV, as well as for the tracks with a rust effect or metal with a polished finish due to abrasion. The Ivory color is used to create effects of dust, using an airbrush or a regular brush.

*El set incluye colores para representar varios tipos de caucho sobre ruedas y cubiertas así como para representar dicho material sobre las cadenas mixtas de carros tanto modernos como de la Segunda Guerra mundial, incluyendo la pintura de cadenas con un efecto de óxido o metal pulido por el roce. La referencia Ivory nos permite crear efectos de empolvado sea a pincel o usando aerógrafo.*



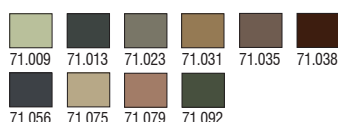
Art. 71.168

## Camouflage Colors & Airbrush

10 x 17 ml/0.57 fl oz Model Air

Selection of 10 acrylic Model Air colors with an Ultra Harder & Steenbeck airbrush and a color chart.

*Este estuche contiene una selección de 10 colores acrílicos Model Air, con un aerógrafo Ultra Harder & Steenbeck y una carta de colores.*



# AFV

## Armour Painting System

### Airbrush colors for gradation highlights, shadows and volumes

AFV Painting System. Consists in the application of a series of base colors in half and quarter tones, in a gradual change from one shade to another. These effects of light and shadow, contrast and volume, will give the scale model an authentic and realistic appearance.

### Colores de aerografía para gradaciones de luces, sombras y volúmenes

Sistema de pintura para Vehículos Blindados. Consiste en la aplicación sucesiva de varias capas graduales aportando una variedad en los tonos con lo que el modelista conseguirá un efecto de luz, sombra, contraste y volumen, aportando un atractivo realismo al modelo.



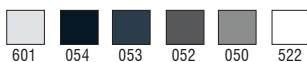
Art. 78.400

### AFV Dunkelgrau German Dark Grey

6 x 8 ml/0.27 fl oz Model Air

The set contains colors for German armoured vehicles, with step by step by José Brito. See also our Weathering set for yellow and grey vehicles (Ref. 78.405).

*El set contiene colores para vehículos blindados. Incluye paso a paso de José Brito. Véase también Weathering set for yellow and grey vehicles (Ref. 78.405).*



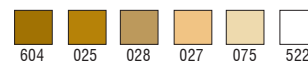
Art. 78.401

### AFV Dunkelgelb German Yellow

6 x 8 ml/0.27 fl oz Model Air

The set contains colors for German armoured vehicles, with step by step by José Brito. See also our Weathering set for yellow and grey vehicles (Ref. 78.405).

*El set contiene colores para vehículos blindados. Incluye paso a paso de José Brito. Véase también Weathering set for yellow and grey vehicles (Ref. 78.405).*



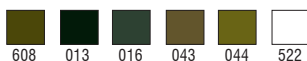
Art. 78.402

### US Army Olive Drab Verde Oliva USA

6 x 8 ml/0.27 fl oz Model Air

The set contains the colors of US armoured vehicles, with step by step by José Brito. See also our Weathering set for green vehicles (Ref. 78.406).

*El set contiene colores para vehículos blindados (US Army). Incluye paso a paso de José Brito. Véase también Weathering set for green vehicles (Ref. 78.406).*




Art. 78.403

### Russian Green 4BO Verde Ruso 4BO

6 x 8 ml/0.27 fl oz Model Air

The set contains the colors for Russian armoured vehicles, with step by step by José Brito. See also our Weathering set for green vehicles (Ref. 78.406).

*El set contiene colores para vehículos blindados (URSS). Incluye paso a paso de José Brito. Véase también Weathering set for green vehicles (Ref. 78.406).*



# AFV Camouflage Colors

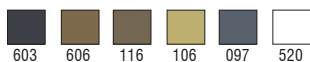
Art. 78.409

## German Afrika Korps (DAK) 1941/1942

6 x 8 ml/0.27 fl oz acrylic colors

The set contains the colors for the early DAK vehicles of the Afrika Korps, with step by step by Chema Cabrero.

*El set contiene los colores de los primeros vehículos DAK de Afrika Korps. Incluye paso a paso de Chema Cabrero.*




Art. 78.410

## German Afrika Korps (DAK) 1942/1944

6 x 8 ml/0.27 fl oz Model Air

The set contains the colors for the DAK vehicles after 1942, with step by step by Chema Cabrero.

*El set contiene los colores de los vehículos DAK posteriores a 1942 de Afrika Korps. Incluye paso a paso de Chema Cabrero.*




Art. 78.414

## German Camouflage 1943/1944

6 x 8 ml/0.27 fl oz Model Air

The set contains the Wehrmacht camouflage colors 1943-44 for armoured vehicles, with step by step by Chema Cabrero.

*El set contiene colores de camuflaje Wehrmacht (1943-44), para vehículos blindados. Incluye paso a paso de Chema Cabrero.*



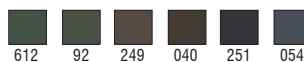
Art. 78.413

## NATO Armour Colors

6 x 8 ml/0.27 fl oz Model Air

The set contains NATO colors for armoured vehicles presented in this set, with step by step by Chema Cabrero.

*Contiene los 6 colores de la OTAN para vehículos blindados. Incluye paso a paso de Chema Cabrero.*



# Air War Color Series

Model Air sets developed on the base of intensive research and precise color matching with the Federal Standard 595, RLM and British Standard Colors BS381C color specifications. The sets include the colors for the airplane profiles and camouflage patterns drawn by Mark Rolfe and Pablo Albornoz. With the collaboration of "Pieza a Pieza Modelling Workshop".

Estuches de Model Air formulados después de un riguroso estudio y comprobado su tono exacto con la guía Federal Standard 595, RLM y British Standard Colours BS381C. Incluyen perfiles de aviones realizados por Mark Rolfe y Pablo Albornoz, en los cuales se indican los colores necesarios para pintar los esquemas de camuflajes y una descripción de los mismos. Con la colaboración de "Pieza a Pieza Modelling Workshop".

Art. 71.155

## US Navy & USMC colors from 70's to present

8 x 17 ml/0.57 fl oz Model Air

Set of Model Air colors developed for painting the color schemes of most of the US NAVY and USMC aircraft in service since the seventies to present.

Estuche de colores Model Air desarrollado para pintar los esquemas de la mayoría de los aviones de la US NAVY y USMC de la década de los 70 hasta la actualidad.



- |                     |                     |                     |                     |                     |                     |                    |                     |
|---------------------|---------------------|---------------------|---------------------|---------------------|---------------------|--------------------|---------------------|
| FS37875<br>AV71.279 | FS36440<br>AV71.121 | FS35237<br>AV71.114 | FS36118<br>AV71.097 | FS36231<br>AV71.277 | FS36320<br>AV71.120 | FS36375<br>AV70615 | FS36495<br>AV71.276 |
|---------------------|---------------------|---------------------|---------------------|---------------------|---------------------|--------------------|---------------------|

**FS36440:** Upper surface color for carrier-based US Navy aircraft from 1955 to 1977. Employed in combination with FS17875 for the lower surface. Also general finish for TPS 1977 color scheme and "Ferris" camouflage. **FS37875:** Lower surface color for carrier-based US Navy aircraft from 1955 to 1977. Employed in combination with FS36440 or FS16440 for upper surface. **FS35237:** Low visibility TPS color scheme for carrier-based aircraft starting 1980. Combined with FS36375/36320. For example see aircraft: F-4S, F-14D, A-6E, EA-6B, etc. **FS36118:** Low visibility TPS color scheme for USMC aircraft starting 1980. Combined with FS36320/36231.

For example see AV-8B Harrier. **FS36231:** Low visibility TPS for USMC aircraft starting 1980. Combined with FS36118/36320. For example see AV-8B Harrier. **FS36320:** Low visibility TPS color scheme for carrier-based aircraft starting 1980. Combined with FS35237/36375. For examples see aircraft F-4S, F-14D, A-6E, EA-6B, etc. **FS36375:** Low visibility TPS color scheme for carrier-based aircraft starting 1980. Combined with FS35237/36320. For examples see aircraft F-4S, F-14D, A-6E, EA-6B, etc. **FS36495:** Low visibility TPS color scheme for the first models of F/A-18 aircraft, starting 1980. Combined with FS36375/35237.

Art. 71.156

## USAF colors "Grey Schemes" from 70's to present

8 x 17 ml/0.57 fl oz Model Air

Set of Model Air colors developed for painting the low visibility grey color schemes ("Hill", "Mod Eagle", "Ghost", etc.) of the USAF aircraft from the seventies to present.

Estuche de colores Model Air desarrollado para pintar esquemas grises de baja visibilidad ("Hill", "Mod Eagle", "Ghost", etc.) de los aviones de la USAF de la década de los 70 hasta la actualidad.



- |                     |                     |                     |                     |                     |                     |                    |                     |
|---------------------|---------------------|---------------------|---------------------|---------------------|---------------------|--------------------|---------------------|
| FS36231<br>AV71.277 | FS36118<br>AV71.097 | FS36176<br>AV71.273 | FS36251<br>AV71.274 | FS36270<br>AV71.275 | FS36320<br>AV71.120 | FS36375<br>AV70615 | FS36495<br>AV71.276 |
|---------------------|---------------------|---------------------|---------------------|---------------------|---------------------|--------------------|---------------------|

**FS36231:** Interior cockpit color in the USAF fighters (F-4, F-15, F-16, etc.). **FS36118:** Color scheme "Ferris", "Egypt" and "Hill". Combined with FS36270/36320/36375. Example aircraft F-4G, A-10C, F-16C. **FS36176:** Color schemes mod. "Eagle" and "Ghost". Combined with FS36251/36375. Example aircraft F-15C, F-22A. **FS36251:** Color scheme mod. "Eagle" and "Ghost". Combined with FS36176/36375. Example aircraft F-15C, F-22A. **FS36270:** Color scheme "Egypt" and "Hill". Combined with FS36118/36375. Example aircraft F-4G,

F-16C. **FS36320:** Color scheme "Ghost" and "Hill". Combined with FS 36118/36375. Example aircraft: A-10C, F-15C. **FS36375:** Color scheme "Ghost", "Egypt", "Hill", "Ferris" and mod. "Eagle". Combined with FS36118 /36176/36251/36270/36320. See example aircraft: F-15C, A-10C, F-16C, F-22A. **FS36495:** Color scheme "Ghost" First models F/A-18's. Also color scheme "Flipper" (A-10A) and Aggressor "MIG-29" (F-16).

# Air War Color Series

Art. 71.157

## US Navy & USMC colors 1940-1945

8 x 17 ml/0.57 fl oz Model Air

Set with Model Air colors developed for painting the principal camouflage patterns of most of the US NAVY & USMC aircraft used in WWII.

*Estuche de colores Model Air desarrollado para pintar los principales esquemas de la mayoría de los aviones de la US NAVY & USMC utilizados en la Segunda Guerra Mundial.*



M-485  
FS 35189  
AV71.109

M-495  
FS 36357  
AV71.298

ANA 601  
FS 37875  
AV71.279

ANA 607  
FS 35042  
AV71.295

ANA 608  
FS 35164  
AV71.299

ANA 620  
FS 36440  
AV71.121

ANA 621  
FS 36231  
AV71.277

ANA 623  
FS 15042  
AV71.300

**M-485 Blue Gray (FS 35189):** Color used for upper surface, combined with M-496, since August 1941 to the beginning of 1943. **M-495 Light Gray (FS 36357):** Monochromatic color scheme for all aircraft surfaces starting December 1940 until summer 1941 and for lower surfaces, combined with M-485, starting August 1941 until January 1943. **ANA 601 Insignia White (FS 37875):** Color used for numbers, insignias, etc. during the entire War. For lower surfaces, a tricolor scheme (ANA 607/ANA 608/ANA 601) was used from January 1943 to June 1944. Lower surface and sides color scheme ASW I & II Atlantic Zone. **ANA 607 NS Sea Blue (FS 35042):** Upper surface tricolor scheme (ANA 607/ANA 608/ANA 601),

from January 1943 until June 1944. **ANA 608 Intermediate Blue (FS 35164):** Side fuselage tricolor scheme (ANA 607/ANA 608/ANA 601), from January 1943 until June 1944. **ANA 620 Light Gull Gray (FS 36440):** Side fuselage color scheme ASW I Atlantic Zone (ANA 621/ANA 620/ANA 601), from January 1943 until the end of the war. **ANA 621 Dark Gull Gray (FS 36231):** Upper surface color scheme ASW I & II Atlantic Zone (ANA 621/ANA 620/ANA 601), from January 1943 until the end of the war. **ANA 623 Glossy Sea Blue (FS 15042):** Monochromatic color scheme for all aircraft surfaces from June 1944 until the end of the war. This color is the same as ANA 607 but with a gloss finish.

Art. 71.183

## US Army Air Corps Mediterranean Theater Operations (MTO) WWII

8 x 17 ml/0.57 fl oz Model Air

Set with Model Air colors developed for painting the camouflage patterns of most of the US ARMY AIR CORPS aircraft deployed in the Mediterranean Theater of Operations (MTO) during WWII.

*Estuche de colores Model Air desarrollado para pintar los esquemas de camuflaje de la mayoría de los aviones del US ARMY AIR CORPS utilizados en el Teatro de Operaciones Mediterráneo (MTO) durante la Segunda Guerra Mundial.*



N.41  
AV71.316

N.43  
FS 36173  
AV71.051

ANA 609  
FS 35231  
AV71.108

ANA 611  
FS 34151  
AV71.137

ANA 615  
FS 30266  
AV71.031

ANA 616  
FS 30279  
AV71.140

ANA 617  
FS 30118  
AV71.139

Zinc Chromate  
Yellow  
AV71.107

**N. 41 Olive Drab:** Due to the large stock available this color was used before and during the entire war on the upper surfaces of all types of US ARMY aircraft. **N. 43 Neutral Gray (FS 36173):** Color used before and during the War, owing to the great quantity of stock available, on lower surfaces of all kind of aircraft in the US ARMY. **ANA 609 Azure Blue (FS 35231):** Lower color desert pattern of the RAF, adopted by the USAAF, combined with ANA 615/ANA 617 on upper surfaces. **ANA 611 Interior Green (FS 34151):** Standard color for most cockpits and crew areas throughout the entire war. **ANA 615 Middlestone (FS 30266):** Upper surface color desert pattern combined with ANA 617 and ANA 609 on the lower part of the fuselage. Similar to RAF color for

operations in this theatre of operations. **ANA 616 Desert Sand (FS 30279):** Color developed for the USAAF for dry and desert theatres of operations. Color was applied to the upper surface only, or combined with ANA 613 Olive Drab, and lower surface N.43 Neutral Gray. **ANA 617 Dark Earth (FS 30118):** Upper surface color desert pattern, combined with ANA 615 and ANA 609 for lower surfaces, similar to the RAF colors for this theatre of operations. **Zinc Chromate Yellow:** Basic primer used by the aeronautic industry to protect interior and exterior structures.

# Air War Color Series

Art. 71.184

## US Army Air Corps China-Burma-India (CBI) Pacific Theater WWII

8 x 17 ml/0.57 fl oz Model Air

Set with Model Air colors developed for painting the camouflage patterns of most of the aircraft of the US ARMY AIR CORPS deployed in the China/Burma/India (CBI) Theater of Operations, as well as in the Pacific Campaign during WWII.

*Estuche de colores Model Air desarrollado para pintar los esquemas de la mayoría de los aviones de la US ARMY AIR CORPS utilizados en el teatro de operaciones China/Burma/India (CBI), así como en la campaña del Pacífico durante la Segunda Guerra Mundial.*



 Curtiss Brown AV71.125	 Curtiss Green AV71.294	 Curtiss Grey AV71.296	 N.43 FS36173 AV71.051	 ANA 611 FS34151 AV71.137	 ANA 612 FS34092 AV71.124	 ANA 613 FS 34088 AV71.016	 Aluminium AV71.062
---	---	--	---	--	--	---	---

**Curtiss Brown DuPont:** Upper surface color combined with Curtiss Green, manufactured by DuPont according to RAF specifications for aircraft based in UK and deployed by USAAF. **Curtiss Green DuPont:** Upper surface color combined with Curtiss Brown manufactured by DuPont according to RAF specifications for aircraft based in UK and deployed by USAAF. **Curtiss Gray DuPont:** Lower surface color combined with Curtiss Green and Curtiss Brown manufactured by DuPont according to RAF specifications for aircraft based in UK and deployed by USAAF. **N. 43 Neutral Gray (FS 36173):** Due to the large stocks available, this color was used before and during the entire War for lower surfaces on all

types of US Army aircraft. **ANA 611 Interior Green (FS 34151):** Standard color for most cockpits and crew areas throughout the entire war. **ANA 612 Medium Green (FS 34092):** Color used occasionally on N. 41/ANA 613 in the form of irregular patches to break the outline the profile of the aircraft. Principally used for bombers. **ANA 613 Olive Drab (FS 34088):** Color which substitutes color N. 41 Olive Drab starting 1942 according to the new ANA specification. Due to the large stock of N. 41 available, both tones coexisted during the War. **Aluminium:** At the beginning of 1944, the obligation to paint the aircraft was abolished, and planes left the factory in natural, unpainted metal.

Art. 71.182

## US Army Air Corps European Theater Operations (ETO) WWII

8 x 17 ml/0.57 fl oz Model Air

Set with Model Air colors developed for painting the principal camouflage patterns of most of the US ARMY AIR CORPS aircraft deployed in the European Theater of Operations (ETO) during WWII.

*Estuche de colores Model Air desarrollado para pintar los principales esquemas de camuflaje de la mayoría de los aviones de la US ARMY AIR CORPS utilizados en el Teatro de Operaciones Europeo (ETO) durante la Segunda Guerra Mundial.*



 N.41 AV71.316	 N.43 FS 36173 AV71.051	 ANA 603 FS 36118 AV71.097	 ANA 611 FS 34151 AV71.137	 ANA 612 FS 34092 AV71.124	 ANA 613 FS 34088 AV71.016	 Zinc Chromate Yellow AV71.107	 Aluminium AV71.062
--	--	---	---	---	---	---	---

**N. 41 Olive Drab:** Due to the large stock available, this color was used before and during the entire War on the upper surfaces of all kind of US ARMY aircraft. **N. 43 Neutral Gray (FS 36173):** Due to the large stock available, this color was used before and during the entire War on the lower surfaces of all kind of US ARMY aircraft. **ANA 603 Sea Gray (FS 36118):** Color which replaces N.43 Neutral Gray beginning 1.942 according to the new norm ANA. The large stock of N.43 available resulted in both colors coexisting during the entire War. **ANA 611 Interior Green (FS 34151):** Standard Color in most cockpits and crew areas during the entire War.

**ANA 612 Medium Green (FS 34092):** Color used occasionally on N. 41/ANA 613 in the form of irregular patches to break the outline the profile of the aircraft. Principally used for bombers. **ANA 613 Olive Drab (FS 34088):** Color which substitutes N. 41 Olive Drab starting 1942, in accordance with the new ANA guidelines. The large quantity available of N.41 caused both colors to coexist. **Zinc Chromate Yellow:** Basic primer employed in the aeronautic industry to protect the interior and exterior structure. **Aluminium:** At the beginning of 1944, the obligation to paint the aircraft was abolished, and planes left the factory in natural, unpainted metal.

# Air War Color Series

Art. 71.165

## Luftwaffe colors pre-war to 1941

8 x 17 ml/0.57 fl oz Model Air

Set of Model Air colors developed for the camouflage patterns of any type WWII Luftwaffe aircraft previous to the WWII and the Spanish Civil War (Condor Legion), as well as for the campaigns and initial phases of the conflict in Poland, Northern Europe, and the battles of France and England.

*Estuche de colores Model Air desarrollado para pintar esquemas de camuflaje de cualquier tipo de avión de la Luftwaffe, previos a la Segunda Guerra Mundial y Guerra Civil Española "Legión Cóndor", así como las campañas o fases iniciales del conflicto: Polonia, Países Nórdicos, Batalla de Francia, Batalla de Inglaterra, etc.*



 RLM 61 AV71.042	 RLM 62 AV71.104	 RLM 63 AV71.260	 RLM 65 AV71.255	 RLM 70 AV71.021	 RLM 71 AV71.015	 RLM 02 AV71.044	 RLM 04 AV71.078
--	--	--	--	--	---	--	--

**RLM 61:** Standard upper surface camouflage color, combined with RLM 62/63. Pre-WWII and "Legión Cóndor". Fighters, bombers, reconnaissance and transport aircraft, etc. **RLM 62:** Standard upper surface camouflage color, combined with RLM 61/63. Pre-WWII and "Legión Cóndor". Fighters, bombers, reconnaissance and transport aircraft, etc. **RLM 63:** Standard upper surface camouflage color, combined with RLM 61/62. Pre-WWII and "Legión Cóndor". Fighters, bombers, reconnaissance and transport aircraft, etc. **RLM 65:** Standard lower surface color, used on fighters until middle 1941, and all other aircraft (bombers, reconnaissance, transport and maritime, etc.) from 1938 to 1945. **RLM 70:** Standard camouflage

color for upper surface, combined with RLM 71. Fighters from 1938 to beginning 1940, and other aircraft (bombers, reconnaissance, transport, etc.) from 1938 to 1945. **RLM 71:** Standard camouflage color for upper surface, combined with RLM 70. Fighters from 1938 to beginning of 1940, and other aircraft, (bombers, reconnaissance, transport, etc.) from 1938 until 1945. **RLM 02:** Color for interiors until middle 1941, and upper camouflage for fighters, combined with RLM 71 until 1941, and mottled camouflage until 1945. **RLM 04:** Color for tactical identification (fuselage stripes, wing tips, engine zone, etc.) and for lettering, numbers and insignia. From 1938 until 1945.

Art. 71.166

## Luftwaffe colors 1941 to end-war

8 x 17 ml/0.57 fl oz Model Air

Set of Model Air colors developed for the camouflage patterns of all Luftwaffe models of fighters (single-engine, heavy and night fighters) starting in 1941, as well as the colors employed towards the end of the war (1944-45) on the latest models of interceptors, and on the revolutionary new jets and latest model aircraft.

*Estuche de colores Model Air desarrollado para pintar los esquemas de camuflaje de todo tipo de caza (monomotor, pesado y nocturno) de la Luftwaffe a partir de 1941, así como los tonos del final de la guerra (1944-45) usados en los últimos modelos de interceptores y los revolucionarios reactores y aviones de última generación.*



 RLM 66 AV71.055	 RLM 74 AV71.258	 RLM 75 AV71.259	 RLM 76 AV71.257	 RLM 81 AV71.264	 RLM 82 AV71.022	 RLM 83 AV71.011	 RLM 84 AV71.103
--	--	--	--	--	---	--	--

**RLM 66:** Interior cockpit color from 1940 to 1945. **RLM 74:** Standard upper surface camouflage color, combined with RLM 75. For all fighter models, (single engine, heavy and night fighters). From middle 1941 to 1945. **RLM 75:** Standard upper surface camouflage color, combined with RLM 74. For all fighter models, (single engine, heavy and night fighters). From middle 1941 to 1945. **RLM 76:** Standard lower surface color. For all fighter models, (single engine, heavy and night fighters). From middle 1941 to 1945. **RLM 81:** Upper surface camouflage color, combined with one or more colors (RLM 82/83/75). All types of fighters,

(single engine, heavy and night fighters), and late generation bombers. From 1944 to 1945. **RLM 82:** Upper surface camouflage color, combined with one or more colors (RLM 81/83/75). All types of fighters, (single engine, heavy and night fighters), and late generation bombers. From 1944 to 1945. **RLM 83:** Upper surface camouflage color, combined with 1 or more colors (RLM 81/82/75). All types of fighters, (single engine, heavy and night fighters), and late generation bombers. From 1944 to 1945. **RLM 84:** Alternative color to RLM 76, for lower surfaces on single engine fighters (Me. 109 & Fw. 190). From 1944 to 1945.

# Air War Color Series

Art. 71.164

## Luftwaffe Maritime & Tropical colors

8 x 17 ml/0.57 fl oz Model Air

Set of Model Air colors developed for the painting of Luftwaffe camouflage patterns developed for aircraft in maritime deployment, as well as for the colors used for any type of aircraft operating in the North African campaign and the Mediterranean zone starting in 1941.

*Estuche de colores Model Air desarrollado para pintar los esquemas de camuflaje de la Luftwaffe, diseñados para los aparatos de uso marítimo, así como los tonos empleados por cualquier tipo de avión operativo en la campaña del norte de África y área del Mediterráneo a partir de 1941.*



- |                    |                    |                    |                    |                    |                    |                    |                    |
|--------------------|--------------------|--------------------|--------------------|--------------------|--------------------|--------------------|--------------------|
| RLM 65<br>AV71.255 | RLM 72<br>AV71.263 | RLM 73<br>AV71.256 | RLM 78<br>AV71.101 | RLM 79<br>AV71.278 | RLM 80<br>AV71.265 | RLM 02<br>AV71.044 | RLM 66<br>AV71.055 |
|--------------------|--------------------|--------------------|--------------------|--------------------|--------------------|--------------------|--------------------|

**RLM 65:** Standard color for lower surface, for fighters from 1938 to the middle of 1941, and for rest of aircraft (bombers, reconnaissance, transport and maritime, etc.) from 1938 to 1945. **RLM 72:** Standard camouflage color for upper surfaces, combined with RLM 73. All types of seaplanes, (hidros, reconnaissance, attack, etc.) from 1938 to 1945. **RLM 73:** Standard camouflage color for upper surfaces combined with RLM 72. All types of seaplanes, (hidros, reconnaissance, attack, etc.) from 1938 to 1945. **RLM 78:** Standard lower surface color for all types of aircraft (fighters, bombers, reconnaissance, transport, etc.) deployed in desert and tropical terrain. From 1941 to 1943/44.

**RLM 79:** Standard camouflage color for upper surfaces, used by itself or combined with RLM 80. For all kind of aircraft (fighters, bombers, reconnaissance, transport, etc.) deployed in desert and tropical terrain. From 1941 to 1943/44. **RLM 80:** Camouflage color for upper surface, combined with RLM 79. For all kind of aircraft (fighters, bombers, reconnaissance, transport, etc.) deployed in desert and tropical terrain. From 1941 to 1943/44. **RLM 02:** Interior cockpit color until the middle of 1941. Combined with RLM 71 used as upper surface camouflage color for fighters until 1941 and for mottled camouflage until 1945. **RLM 66:** Interior cockpit color employed from the middle of 1940 to 1945.

Art. 71.144

## RAF colors special "Battle of Britain"

8 x 17 ml/0.57 fl oz Model Air

Set of Model Air colors developed for painting the RAF fighter aircraft which participated in the major air battle of all times, "The Battle of Britain", from the beginning in July 1940 to the final phase or "Night Blitz" in May 1941.

*Estuche de colores Model Air desarrollado para pintar los caza de la RAF que participaron en el mayor choque aéreo de todos los tiempos: "La batalla de Inglaterra", desde su comienzo en Julio de 1940, y su fase final o "Blitz Nocturno" en Mayo de 1941.*



- |                    |                    |                    |                    |                    |                    |                    |                      |
|--------------------|--------------------|--------------------|--------------------|--------------------|--------------------|--------------------|----------------------|
| BS 450<br>AV71.323 | BS 241<br>AV71.324 | BS 210<br>AV71.302 | BS 216<br>AV71.009 | BS 101<br>AV71.404 | BS 642<br>AV71.057 | BS 283<br>AV71.126 | FS 34373<br>AV71.305 |
|--------------------|--------------------|--------------------|--------------------|--------------------|--------------------|--------------------|----------------------|

**Dark Earth (BS 450):** Combined with Dark Green and other colors, camouflage for the upper surface, used since 1937 and during the entire war on all types of aircraft and fronts. **Dark Green (BS 241):** Combined with Dark Earth or other colors for camouflage of the upper surface, used since 1937 and during the entire war on all types of aircraft and fronts. **Sky Type S (BS 210):** Lower color introduced in June 1940 for all kind of aircraft and daytime use (RAF & FAA); also used for tactical markings, numbers and identification. **Eau de Nil "Duck Egg Green" (BS 216):** Lower color alternative for Sky Type S, much used at the beginning of the war for fighters and bombers with "Temperate Land" camouflage schemes, also for tactical markings. **No. 1 Sky Blue "Duck**

**Blue" (BS 101):** Lower color alternative to Sky Type S, at beginning of war in fighters and bombers with color scheme "Temperate Land", Coastal Command and tactical markings. **Night Black (BS 642):** Lower parts of aircraft for daytime use combined with White and/or Aluminium or Sky Type S, from 1937 to April 1941. All lower surfaces of all kind of aircraft for night use during the entire war. **Interior Grey-Green (BS 283):** Interior Color commonly used mostly on interior structures, cockpits and crew compartments on all types of aircraft of the RAF & FAA. **Interior Grey-Green (FS 34373):** Color variation for interior color BS 283, much used on interior structures, cockpits and crew compartments on all types of aircraft of the RAF & FAA.



# Air War Color Series

Art. 71.145

## RAF colors Bomber & Training Air Command 1939-1945

8 x 17 ml/0.57 fl oz Model Air

Set of Model Air colors developed for painting all the bombers (light, medium and heavy) of the Bomber Air Command of the RAF from 1939 until the end of WWII. This set also includes "Trainer Yellow" which, combined with the other colors or by itself, can be used for most of the training aircraft and prototypes.

*Estuche de colores Model Air desarrollado para pintar todos los bombarderos (ligeros, medios y pesados) del Bomber Air Command de la RAF desde 1939 hasta final de la guerra. Incluye el color "Trainer Yellow", que combinado con el resto de tonos o a solas nos permitirá decorar la mayoría de aparatos de entrenamiento, enlace e incluso prototipos.*



 BS 450 AV71.323	 BS 241 AV71.324	 BS 642 AV71.057	 BS 637 AV71.307	 BS 210 AV71.302	 FS 34373 AV71.305	 BS 283 AV71.126	 BS 356 AV71.078
--	--	--	--	--	---	--	--

**Dark Earth (BS 450):** Color for upper surface, combined with Dark Green (Temperate Land Scheme), from 1939 until the end of the war, for Bombers in day and night time missions. **Dark Green (BS 241):** Color for upper surface, combined with Dark Earth (Temperate Land Scheme) o Medium Sea Grey ("Mosquito Bombers"), from 1939 until the end of the war. Day and night time Bombers. **Night Black (BS 642):** Color for the lower surface of night-bombers, combined with Dark Earth/Dark Green on the upper surface (Temperate Land Scheme). From 1939 until the end of the war. **Medium Sea Grey (BS 637):** Color for the lower and upper surface of "Mosquito" bombers 1944-45, combined with Dark Green. Also used for numbers and codes. **Sky Type S (BS 210):** Color for the lower surface, combined with Dark Earth/

Dark Green (Temperate Land Scheme) and for the upper surface, from 1939 until the end of the war. Also used for numbers, codes and fuselage stripes. **Trainer Yellow (BS 356):** Color for lower surface of entire aircraft (1942-1945), for training aircraft, aircraft for liaison and tug targets (striped with Night Black), combined with Dark Earth/Dark Green (Temperate Land Scheme) on the upper surface starting 1939 until the end of the war. Also for numbers, codes and fuselage stripes. **Interior Grey-Green (BS 283):** Interior color, mostly used for interior structures, cockpits and crew areas of all types of RAF and FAA aircraft. **Interior Grey-Green (FS 34373):** Variation of the interior color BS 283, mostly used in interior structures, cockpits and crew areas of all types of RAF and FAA aircraft.

Art. 71.148

## RAF colors Coastal Command 1939-1945

8 x 17 ml/0.57 fl oz Model Air

Set of Model Air colors developed for painting the aircraft of the RAF Coastal Command, for land based aircraft as well as for seaplanes, from 1939 until the end of the war.

*Estuche de colores Model Air desarrollado para pintar los aviones del Mando Costero de la RAF (Coastal Command), tanto aparatos basados en tierra como hidroaviones, desde 1939 hasta final de guerra.*



 BS 450 AV71.323	 BS 241 AV71.324	 BS 640 AV71.110	 BS 634 AV71.309	 BS 210 AV71.302	 FS 35550 AV71.306	 BS 642 AV71.057	 FS 37875 AV71.279
--	--	--	--	--	---	--	--

**Dark Earth (BS 450):** Color for upper surface, combined with Dark Green (Temperate Sea Scheme), from 1939 to 1941, used on land based aircraft, for all kind of missions. **Dark Green (BS 241):** Color for upper surface of the plane, combined with Dark Green (Temperate Sea Scheme), from 1939 to 1941, used on land based aircraft, for all kind of missions. **Extra Dark Sea Grey (BS 640):** Color for upper surface, combined with Dark Slate Grey (Temperate Sea Scheme) from July 1941 until the end of the war, or by itself (1944-45), for all types of aircraft and missions. **Dark Slate Grey (BS 634):** Color for the upper surface, combined with Extra Dark Sea Grey (Temperate Sea Scheme), from July 1941 until the end of the war for all types of planes and missions. **Sky Type S (BS 210):** Color for lower surface, with

Dark Earth/Dark Green o Extra Dark Sea Grey/Dark Slate Grey (Temperate Sea Scheme) on the upper part from 1939 until the end of the war. Also used for numbers, codes and fuselage stripes. **Sky Blue (FS 35550):** Color for lower surface, combined with Dark Earth/Dark Green or Extra Dark Sea Grey/Dark Slate Grey (Temperate Sea Scheme) on the upper part from 1939 to 1941. **Night Black (BS 642):** Color for lower surface combined with Dark Earth/Dark Green on the upper surface (Temperate Sea Scheme) or Extra Dark Sea Grey/Dark Slate Grey, from September 1940 to June 1941. **White (FS 37875):** Color for lower surface and sides combined with Extra Dark Sea Grey/Dark Slate Grey on the upper surface (Temperate Sea Scheme). From July 1941 until the end of the war.

# Air War Color Series

Art. 71.146

## RAF colors SEAC (Air Command South East Asia) 1942-1945

8 x 17 ml/0.57 fl oz Model Air

Set of Model Air colors formulated for painting all models of aircraft of the RAF in the SEAC (Air Command South East Asia) based in the British colonies in the Far East.

*Estuche de colores Model Air desarrollado para pintar todo tipo de avión de la RAF del SEAC (Air Command South East Asia), destinados en las colonias británicas del "Far East".*



 BS 450 AV71.323	 BS 241 AV71.324	 BS 629 AV71.273	 BS 637 AV71.307	 BS 210 AV71.302	 FS 35550 AV71.306	 BS 642 AV71.057	 FS 37875 AV71.279
--	--	--	--	--	---	--	--

**Dark Earth (BS 450):** Upper surface color, combined with Dark Green. From 1941 until the end of the war. **Dark Green (BS 241):** Upper surface color combined with Dark Earth or Ocean Grey. From 1941 until the end of the war. **Ocean Grey (BS 629):** Upper surface color combined with Dark Green. From 1942 until the end of the war. **Medium Sea Grey (BS 637):** Lower surface color combined with Dark Earth/Dark Green or Ocean Grey/Dark Green on the upper surface from 1942 until the end of the war. Also used for numbers and codes. **Sky Type S (BS 210):** Lower surface color, combined with Dark Earth/Dark Green on the upper

surface from 1941 until 1943. Also used for numbers, codes and fuselage stripes. **Sky Blue (FS 35550):** Lower surface color combined with Dark Earth/Dark Green on the upper surface starting in 1941 until the beginning of 1942. Also used for numbers, codes and fuselage stripes. **Night Black (BS 642):** Lower surface color together with Sky Type S or Sky Blue, combined with Dark Earth/Dark Green on the upper surface (Temperate Land Scheme) from 1941 until beginning 1942. **White (FS 37875):** Color for theater of operation identification stripes on the fuselage and wing surfaces, also used for numbers and codes.



Art. 71.162

## RAF colors Day Fighters 1941-1945 & P.R.U.

8 x 17 ml/0.57 fl oz Model Air

Set of Model Air colors developed for painting the RAF Day Fighter aircraft from August 1941 until the end of the War, as well as the HF Interceptors (High Fighters). The set also includes colors for the PRU (Photographic Reconnaissance Unit) aircraft.

*Estuche de colores Model Air desarrollado para pintar los caza diurnos de la RAF desde Agosto de 1941 hasta el final de la Guerra, así como Interceptores de "Alta Cota" HF (High Fighters). También incluye los tonos para decorar aviones de Reconocimiento Fotográfico o PRU.*



 BS 629 AV71.273	 BS 241 AV71.324	 BS 637 AV71.307	 BS 210 AV71.302	 BS 636 AV71.109	 PRU Pink AV71.408	 BS 642 AV71.057	 FS 37875 AV71.279
--	--	--	--	--	---	--	--

**Ocean Grey (BS 629):** Upper surface camouflage scheme for day fighters (Temperate Land) combined with Dark Green, used from 1941 until the end of the war. **Dark Green (BS 241):** Upper surface camouflage scheme for day fighters (Temperate Land) combined with Dark Green, used from 1941 until the end of the war. **Medium Sea Grey (BS 637):** Lower surface color scheme for day fighters (Temperate Land) combined with Dark Green/Ocean Grey, used since 1941 until the end of the war and for upper surface fighters HF fighters combined with PRU Blue. **Sky Type S (BS 210):** Tactical markings, numbers and identification, as well as propeller

cones. **PR.U. Blue (BS 636):** General color for Photographic Reconnaissance Units (PRU) of medium and high altitudes. Also used for lower part of HF fighters. **PR.U. Pink (FS 31668):** General color for Photographic Reconnaissance Units (PRU) of medium and low altitudes. **Night Black (BS 642):** Invasion stripes alternating with the color White, for fuselage and both sides of the central part of the wings. Used before and during "D" day and the invasion of Normandy. **White (FS 37875):** Invasion stripes alternating with the color Night Black, for fuselage and both sides of the wings. Used before and during "D" day and the invasion of Normandy.

# Air War Color Series

Art. 71.163


## RAF colors Desert Scheme & M.T.O. 1940-1945

8 x 17 ml/0.57 fl oz Model Air

Set of Model Air colors developed for painting all types of RAF aircraft with the color patterns "Tropical Land Scheme", "Desert Scheme", "Special Coastal Scheme", etc. from June 1940 until the end of the War, in North Africa and the Mediterranean theatre.

*Estuche de colores Model Air desarrollado para pintar todo tipo de avión de la RAF, esquemas "Tropical Land Scheme", "Desert Scheme", "Special Coastal Scheme", etc. desde Junio de 1940 hasta el final de la Guerra, en el norte de África y el área del Mediterráneo.*



 FS 35550 AV71.306	 FS 35231 AV71.108	 FS 35177 AV71.113	 FS 35050 AV71.313	 BS 241 AV71.324	 BS 450 AV71.323	 BS 210 AV71.302	 BS 362 AV71.031
--	--	--	--	--	---	--	--

**Dark Earth (BS 450):** Color upper surface at the beginning of the conflict and "Tropical Land Scheme", "Desert Scheme", combined with Dark Green, Middle Stone or Light Earth. From 1940 until end of war. **Dark Green (BS 241):** Color upper surface at the beginning of the conflict and scheme "Tropical Land Scheme", combined with Dark Earth, Middle Stone or Light Earth. From June 1940 to end of 1941. **Sky Blue (FS 35550):** Color of lower surface at the beginning of the conflict June/July 1940 until the end of 1941, combined with Dark Earth and Middle Stone. **Middle Stone (BS 362):** Color for upper surface of "Tropical Land Scheme" and "Desert Scheme", replacing Dark Green. From the beginning of 1941 until the end of the war. **Sky Type S (BS 210):** Color lower surface at the beginning of the conflict (June/

July 1940) until the end of that year, as well as for special patterns for aircraft based on Malta. **Dark Mediterranean Blue (FS 35050):** Color for upper surface of scheme "Special Coastal" combined with Light Mediterranean Blue. For aircraft based in Malta for all kind of special maritime operations. **Light Mediterranean Blue (FS 35117):** Color for upper surface of scheme "Special Coastal" combined with Dark Mediterranean Blue. For aircraft based in Malta for all kind of special maritime operations. Also alternative lower section color Azure Blue, **Azure Blue (FS 35231):** Lower surface color of most aircraft of all types for North African and Mediterranean Theater of Operations starting at the end of 1940/ beginning 1941 until the end of the war.

Art. 71.149









## RAF Day Fighters pre-war to 1941

8 x 17 ml/0.57 fl oz Model Air

Set of Model Air colors, developed for painting the RAF fighter camouflage scheme "Temperate Land" in its different color combinations from the years before WWII (starting in 1937) and the beginning of the conflict in 1939, with the first battles in Norway, Netherland, France and England, until August 1941. The set also includes the colors for the "Shadow Compensation" color scheme used in biplanes of all models and deployment.

*Estuche de colores Model Air desarrollado para pintar el esquema de camuflaje "Temperate Land" de los cazas de la RAF y sus distintas combinaciones de colores, desde los años previos a la II GM (a partir de 1.937), el estallido del conflicto en 1939 con las batallas iniciales en Noruega, Países Bajos, Francia e Inglaterra, hasta Agosto de 1941. También incluye los tonos para el esquema "Shadow Compensation" utilizado en biplanos de todo tipo y rol.*



 BS 450 AV71.323	 BS 241 AV71.324	 FS 30257 AV71.291	 Light Green AV71.403	 BS 210 AV71.302	 FS 37875 AV71.279	 BS 642 AV71.057	 FS 37178 AV71.062
--	--	--	---	--	---	--	--

**Dark Earth (BS 450):** Combined with Dark Green and other colors for camouflage of the upper surface, used from 1937 and during the entire war on all kind of aircraft and fronts. **Dark Green (BS 241):** Combined with Dark Earth and other colors, for camouflage of the upper surface, used from 1937 and during the entire war on all kind of aircraft and fronts. **Light Earth (FS 30257):** Combined with Light Green, camouflage for the lower surface (fuselage and wings) biplanes "Shadow" color scheme. First tropical and desert camouflage schemes, combined with other colors. **Light Green (FS 34102):** Combined with Light Earth, camouflage for the lower surface (fuselage and wings) biplanes "Shadow" color scheme. First tropical and desert camouflage

schemes combined with other colors. **Sky Type S (BS 210):** Lower color introduced in June 1940 for all types of aircraft and daytime deployment (RAF & FAA). Also for tactical markings, numbers and identification. **White (FS 37875):** Color for lower surface of aircraft daytime deployment, combined with Night Black and/or Aluminium, from 1937 until June 1940. **Night Black (BS 642):** Color for lower surface of aircraft in daytime deployment, combined with White and/or Aluminium or Sky Type S, from 1937 until April 1941. Also for all lower surfaces of aircraft nocturnal deployment, during the entire war. **Aluminium (FS 37178):** General color for all surfaces before 1937 and from then on only for the lower surface of fighters, combined with White and Night Black.

# Air War Color Series


Art. 71.147

## FAA (Fleet Air Arm) colors 1939-1945

8 x 17 ml/0.57 fl oz Model Air

Set of Model Air colors developed for painting aircraft of the Fleet Air Arm (FAA) of the British fleet, for land-based aircraft or embarked on carriers from 1939 until the end of the WWII, British or American.

*Estuche de colores Model Air desarrollado para pintar los aviones del "Fleet Air Arm" (FAA) de la Flota británica, tanto para aparatos basados en tierra como embarcados en los porta-aviones, desde 1939 hasta el final de la Segunda Guerra Mundial, de origen inglés o americano.*



- |                    |                    |                    |                    |                      |                    |                    |                      |
|--------------------|--------------------|--------------------|--------------------|----------------------|--------------------|--------------------|----------------------|
| BS 640<br>AV71.110 | BS 634<br>AV71.309 | BS 638<br>AV71.405 | BS 639<br>AV71.406 | FS 36463<br>AV71.407 | BS 210<br>AV71.302 | BS 642<br>AV71.057 | FS 37875<br>AV71.279 |
|--------------------|--------------------|--------------------|--------------------|----------------------|--------------------|--------------------|----------------------|

**Extra Dark Sea Grey (BS 640):** Upper surface color combined with Dark Slate Grey (Temperate Sea Scheme) from 1937 until the end of the war, for all types of aircraft and missions. **Dark Slate Grey (BS 634):** Upper surface color combined with Dark Sea Grey (Temperate Sea Scheme) from the end of 1937 until the end of the war, for all types of aircraft and missions. **Dark Sea Grey (BS 638):** Upper surface color of the lower wing of biplanes, combined with Light Slate Grey (Shadow Scheme) until the end of 1940. For all kind of aircraft and missions. **Light Slate Grey (BS 639):** Upper surface color of the lower biplane wings, combined with Dark Sea Grey (Shadow Scheme) until the end of 1940. For all kind of aircraft and missions. **Sky Grey (FS**

**36463):** Lower surface and sides, alone or combined with Night Black or Night Black/White, from 1937 until the beginning of 1941. Also used for numbers, codes and fuselage stripes. **Sky Type S (BS 210):** Color used on sides and lower surface of aircraft, from March 1941 until the end of the war, also for numbers, codes and fuselage stripes. **Night Black (BS 642):** Lower color combined with Sky Grey/White from October 1939 to February 1940, with Sky Grey from November 1940 to January 1941, or only by itself in different periods for special night missions. **White (FS 37875):** Color used for lower surface and lateral sections of the plane starting 1942 in antisubmarine missions or ASW.

Art. 71.196

## Soviet Air Force VVS pre-war to 1941 "Great Patriotic War"

8 x 17 ml/0.57 fl oz Model Air

Set with Model Air colors developed for painting the various color combinations of the camouflage color schemes of the Soviet aircraft, starting with the years prior to WWII (the thirties) until the URSS entered "The Great Patriotic War" in June 1941.

*Estuche de colores Model Air desarrollado para pintar los esquemas de camuflaje de aviones soviéticos y sus distintas combinaciones de colores, de los años previos a la Segunda Guerra Mundial (años 30's) hasta la entrada en el conflicto de la URSS en Junio de 1941 o "Gran Guerra Patriótica".*



- |                         |                             |                   |                       |                         |                   |                            |                   |
|-------------------------|-----------------------------|-------------------|-----------------------|-------------------------|-------------------|----------------------------|-------------------|
| Zashchitnyi<br>AV71.409 | All Zashchitnyi<br>AV71.410 | A-19F<br>AV71.411 | Grey-Blue<br>AV71.412 | All Sv. Gol<br>AV71.317 | A-18F<br>AV71.413 | All Aluminiovy<br>AV71.062 | AEH-9<br>AV71.414 |
|-------------------------|-----------------------------|-------------------|-----------------------|-------------------------|-------------------|----------------------------|-------------------|

**"Zashchitnyi" Khaki:** Upper surfaces of airplanes with metallic finish or combined construction of wood and fabric. **All Zashchitnyi Camouflage Green:** Nitrocellulose lacquer for upper surfaces of aircraft with a combined structure of wood and fabric, and eventually metal. Specifications issued in 1937 and used between 1938-1941. **A-19f Grass Green:** Alkyd treated enamel for upper surfaces of aircraft with a metal structure or metal parts in a combined structure of wood and metal. Specifications issued June 1940. **Grey-Blue:** Lower surface color for airplanes with a metallic finish or a combined wood and fabric structure during the 1927-37 decade. **All Sv.gol. (Svetlo goluboi) Light Blue:** Nitro cellulose lacquer for the lower

surfaces of aircraft with structures of combined wood and fabric, and eventually metal. Widely used in 1940 -1942 and gradually replaced by AMT-7. **A-18f Light Blue:** Alkyd treated enamel for lower surfaces of airplanes with metallic structures or metallic parts in a mixed metal and wood structure. Specifications issued in June 1940. **All Aluminiovy:** Nitrocellulose lacquer for overall finish or for lower surface on some models in 1938, as well as fabric surfaces of mixed structure aircraft. Specifications issued in 1938-1940. **AEH-9 Light Grey:** Alkyd treated enamel for general surface of aircraft with metal structures and metallic parts in mixed structures. Beginning 1941 used for interior structures. Specifications issued in 1937-1940.

# Air War Color Series

Art. 71.197

## Soviet Air Force VVS 1941 to 1943 "Great Patriotic War"

8 x 17 ml/0.57 fl oz Model Air

Set with Model Air colors developed for painting various camouflage schemes of Soviet aircraft and their different color combinations, from the beginning of the "Great Patriotic War" in June 1941 until the year 1943, turning point on the Eastern Front.

*Estuche de colores Model Air desarrollado para pintar los esquemas de camuflaje de aviones soviéticos y sus distintas combinaciones de colores, del comienzo de la "Gran Guerra Patriótica" en Junio de 1941 hasta el año 1943, punto de inflexión en el Frente del Este.*



--	--	--	--	--	--	--	--

**All Zashchitnyi Camouflage Green:** Nitrocellulose lacquer for upper surface of aircraft with combined wood/fabric and eventually metal structures. Specifications issued in 1937 and used between 1938 and 1941. **AMT-4 Camouflage Green:** Nitrocellulose lacquer for upper surface color scheme "Black/Green" for aircraft of combined wood/metal structures and metallic finish. **A-24m Camouflage Green:** Oil-based enamel equivalent of the color AMT-4, upper surface color scheme "Grey/Brown/Green" and "Black/Brown Green" for airplanes with metal structures. **AMT-6 Matt Black:** Nitrocellulose lacquer for upper color scheme "Black/Green" used on aircraft of mixed structure and metal finish. **All Sv.gol. (Svetlo goluboi) Light**

**Blue:** Nitrocellulose lacquer for lower surface of aircraft with combined fabric/wood and eventually metal structure. Used widely in 1940-1942 and gradually replaced by AMT-7. **AMT-7 Greyish Blue:** Nitrocellulose lacquer for lower surfaces of aircraft with combined fabric/wood and metal structures. Introduced starting 1943 as a substitute for All Sv.gol. **A-28m Greyish Blue:** Oil-based enamel equivalent to color AMT-7, for inferior part of aircraft with metallic structure. With time this color acquired a yellow tint. **MK-7 Matt White:** Removable, water-soluble paint, for temporary or seasonal deployment, used for Winter camouflage during the entire war (1941-1945).

Art. 71.198

## Soviet Air Force VVS 1943 to 1945 "Great Patriotic War"

8 x 17 ml/0.57 fl oz Model Air

Set with Model Air colors developed for painting the various camouflage schemes of the Soviet aircraft and their different color combinations, from 1943 to the end of the "Great Patriotic War" in May 1945 with the Fall of Berlin and the end of the Third Reich.

*Estuche de colores Model Air desarrollado para pintar los esquemas de camuflaje de aviones soviéticos y sus distintas combinaciones de colores, de 1943 hasta el final la "Gran Guerra Patriótica" en Mayo de 1.945 con la caída de Berlín y el final del Tercer Reich.*



--	--	--	--	--	--	--	--

**AMT-1 Light Greyish Brown:** Nitrocellulose lacquer for upper part color scheme "Grey-Brown-Green" for airplanes of mixed fabric/wood and metal structure. Used starting 1943. **A-21m Light Greyish Brown:** Oil-based enamel, equivalent to the color AMT-1 but more yellow, used in upper color scheme "Grey/Brown/Green" and "Black/Brown/Green" for aircraft of metallic structure. **AMT-4 Camouflage Green:** Nitrocellulose lacquer, upper color scheme "Black/Green" for airplanes of mixed structure and metallic finish. **A-24m Camouflage Green:** Oil-based enamel, equivalent to the color AMT-4, superior color scheme "Grey/Brown/Green" and "Black/Brown/Green" for aircraft of metal structure. **AMT-6 Matt Black:**

Nitrocellulose lacquer, upper color scheme "Black/Green" and "Black/Brown/Green" for aircraft of mixed structure and metallic finish, as well as for lower part of aircraft for night deployment. **AMT-7 Greyish Blue:** Nitrocellulose lacquer for lower surfaces of aircraft of metal and mixed structure. Introduced starting 1943 as a substitute for All Sv.gol. **AMT-11 Blue Grey:** Nitrocellulose lacquer for upper surface scheme "Grey/Grey" for aircraft of mixed structure, principally fighters. Used starting 1943. **AMT-12 Dark Grey:** Nitrocellulose lacquer for upper scheme "Grey/Grey" (fighters) and "Grey/Brown/Green" for aircraft of mixed structure. Used starting 1943.

# Air War Color Series

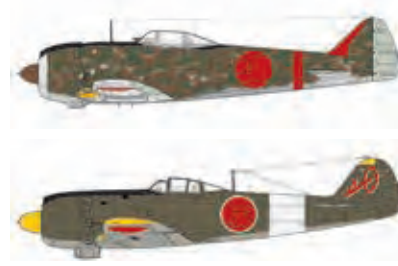
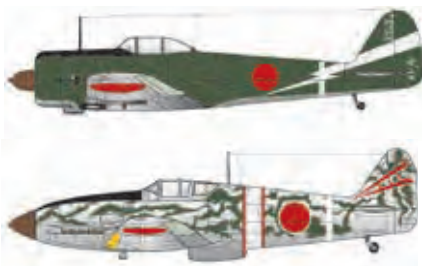
Art. 71.152


## Imperial Japanese Army (IJA) colors pre-war to 1945

8 x 17 ml/0.57 fl oz Model Air

Set with Model Air colors developed to paint aircraft of the aviation division of the Japanese Imperial Army (IJA) deployed in the war with China during the years previous to the attack on Pearl Harbor (December 1941) and the subsequent entry into the WWII conflict until August 1945.

*Estuche de colores Model Air desarrollado para pintar los aviones de la división de aviación del ejército Imperial Japonés (IJA), utilizados en la guerra con China durante los años previos al ataque a Pearl Harbor (Diciembre de 1941) y su posterior entrada en el conflicto mundial hasta Agosto de 1945.*



 IJA Dark Green AV71.285	 IJA Olive Green AV71.286	 IJA Khaki Brown AV71.287	 IJA Dark Beige AV71.416	 IJA Grey Green AV71.326	 IJA Light Grey Green AV71.321	 AOTAKE Trans. Green AV71.417	 Aluminium AV71.062
--	---	---	--	--	--	---	---

**IJA Dark Green (FS 34082):** Upper surface color applied in one coat only and/or mottled on natural metal or Grey Green/Light Grey Green lower surface. Also combined with Dark Beige in multiple combinations.  
**IJA Olive Green (FS 33070):** Upper surface color very similar to its equivalent "Olive Drab" of the USAAF. Used beginning 1943 on fighters of the IJA. On natural metal or Grey Green/Light Grey Green lower surface.  
**IJA Khaki Brown (FS 30118):** Upper surface color and occasionally on all surfaces of single-engine aircraft and bi-engine fighters in the years 1944/45. Combined with Grey Green on lower surfaces.  
**IJA Dark Beige (FS 30215):** Upper surface color combined with Dark Green or occasionally as single

color coating. Lower surface in metal or Grey Green/Light Grey Green. **IJA Grey Green (FS 36405):** Lower surface color used beginning 1943. Combined with any of the green or khaki colors on the upper surface. Fabric control surfaces on aircraft with metal finish. **IJA Light Grey Green (FS 34424):** Color for lower or all surfaces. Combined with any of the green or khaki colors on the upper surface. Fabric control surfaces on aircraft with metal finish. **Aluminium (FS 37178):** In aircraft of the IJA the absence of camouflage, either partial or total, is customary. **"Aotake" Translucent Green:** Translucent lacquer, a protector applied on the interior parts of metallic structures (fuselage, cockpit, etc.).

Art. 71.169

## Imperial Japanese Navy (IJN) colors pre-war to 1945

8 x 17 ml/0.57 fl oz Model Air

Set of Model Air colors developed to paint aircraft of the aviation division of the Japanese Imperial Navy (IJN) for aircraft embarked on carriers as well as land based, used in the war with China during the years previous to the attack on Pearl Harbor (December 1941) and the subsequent entry into the WWII conflict until August 1945.

*Estuche de colores Model Air desarrollado para pintar los aviones de la división de aviación de la Marina Imperial Japonesa (IJN) tanto embarcados en portaaviones como en tierra, utilizados en la guerra con China durante los años previos al ataque a Pearl Harbor (Diciembre de 1941) y su posterior entrada en el conflicto mundial hasta Agosto de 1945.*



 IJN Dark Black Green AV71.325	 IJN Black Green AV71.322	 IJN Deep Dark Green AV71.310	 IJN Ash Grey AV71.311	 IJN Medium Grey AV71.312	 IJN Medium Brown AV71.418	 AOTAKE Trans. Blue AV71.419	 Aluminium AV71.062
--	---	---	--	---	--	--	---

**IJN Dark Black Green (FS 34052):** Upper surface color applied in one coat only on Ash Grey/Medium Grey on lower surface or natural metal. Used on Mitsubishi and other makes of aircraft. **IJN Black Green (FS 34077):** Upper surface color applied in one coat only on Ash Grey/Medium Grey on lower surface or natural metal. Common on "Zeros" produced by Nakajima and all kind of aircraft of other manufacturers. **IJN Deep Dark Green (FS 34058):** Upper surface color applied in one coat only on Medium Grey on lower surface or natural metal. Planes manufactured by Kawanishi, Aichi, etc. **IJN Medium Brown (FS 30122):** Upper surface color combined with Dark Black Green/Black Green on Ash Grey/Medium Grey on lower

surface, on bombers and hidro-planes in Chinese and Pacific theaters of operations until the middle of the war. **IJN Ash Grey (FS 36350):** Color used until 1942/43 for most embarked aircraft on all surfaces or combined with Dark Black Green/Black Green for the upper part. **IJN Medium Grey (FS 36375):** Color for lower part or all surfaces, combined with any of the green shades of the upper part. Fabric control surfaces. **Aluminium (FS 37178):** On IJN aircraft, the partial or total absence of camouflage in prewar years and at the end of the war is customary. **"Aotake" Translucent Blue:** Translucent lacquer, a protector applied on the interior parts of metallic structures (fuselage, cockpit, etc.).

# Air War Color Series

Art. 71.203





## Israeli Air Force (IAF) colors post 1967 to present

8 x 17 ml/0.57 fl oz Model Air

Set with Model Air Colors developed for painting aircraft of the Israeli Air Force (IAF) in a color-scheme known as "Desert Colors", deployed after the "Six Day War" until the actual grey color schemes of "Areal Superiority".

*Estuche de colores Model Air desarrollado para pintar aviones de la Israeli Air Force (IAF) empleados con posterioridad a la "Guerra de los Seis Días", esquema conocido como "Desert Colors", hasta los actuales esquemas grises de "Superioridad Aérea".*



 FS30219 AV71.125	 FS33531 AV71.327	 FS34227 AV71.126	 FS34424 AV71.321	 FS35622 AV71.328	 FS36231 AV71.277	 FS36320 AV71.120	 FS36375 AV70.615
---	---	---	---	---	---	---	---

**Brown (FS 30219):** Upper surface color scheme "Desert Colors", combined with Sand (FS 33531) and Green (FS 34227) or Sky Green (FS 34424), starting in the eighties. **Sand (FS 33531):** Upper surface color scheme "Desert Colors", combined with Brown (FS 30219) and Green (FS 34227) or Sky Green (FS 34424) starting in the eighties. **Green (FS 34227):** Upper surface color scheme "Desert Colors" combined with Brown (FS 30219) and Sand (FS 33531). **Sky Green (FS 34424):** Upper surface color scheme "Desert Colors" combined with Brown (FS 30219) and Sand (FS 33531), substituting Green (FS 34227) starting in the eighties. **Light Blue (FS 35622):** Lower

surface color scheme "Desert Colors" after 1967 and beginning of the eighties. **Dark Gull Gray (FS 36231):** Color for interior of the cockpit, present in most of the fighters from the USA (A-4, F-4, F-15, F-16, etc.). **Dark Ghost Gray (FS 36320):** Upper surface color scheme "Compass Ghost Gray" used by the USAF combined with Light Ghost Gray (FS 36375) in fighters of air superiority (F-15, Kfir, etc.). **Light Ghost Gray (FS 36375):** Color scheme for lower surface "Desert Colors" starting in the eighties, as well as color scheme "Compass Ghost Gray" combined with Dark Ghost Gray (FS 36320) in fighters of air superiority (F-15, Kfir, etc.).

Art. 71.204



## USAF colors "Vietnam War" Scheme SEA (South East Asia)

8 x 17 ml/0.57 fl oz Model Air

Set with Model Air Colors developed for painting aircraft of the USAF deployed in Southeast Asia during the Vietnam War. The camouflage schemes employed for this theater of operations are known as SEA (South East Asia) and a variant of this was used by the SAC (Strategic Air Command) bombers.

*Estuche de colores Model Air desarrollado para pintar aviones de la USAF empleados en el Sudeste Asiático durante la "Guerra de Vietnam". Esquemas de camuflaje elaborados para este teatro de operaciones conocido como "SEA" (South East Asia) y una variante de este, empleado por los bombarderos del SAC (Strategic Air Command).*



 FS30219 AV71.125	 FS34079 AV71.294	 FS34102 AV71.289	 FS34159 AV71.329	 FS34201 AV71.023	 FS36622 AV71.296	 FS37038 AV71.057	 FS37875 AV71.279
---	---	---	---	---	---	---	---

**Sierra Tan ANA 628 (FS 30219):** Camouflage color scheme SEA, combined with Dark Green (FS 34079) and Medium Green (FS 34102) on upper surfaces of aircraft. **Dark Green ANA 631 (FS 34079):** Camouflage color scheme SEA, combined with Sierra Tan (FS 30219) and Medium Green (FS 34102) on upper surfaces. The same variant color scheme was also employed for the bombers of the SAC, combined with FS 34159 and FS 34201. **Medium Green (FS 34102):** Camouflage color scheme SEA, combined with Sierra Tan (FS 30219) and Dark Green (FS 34079) on upper surfaces of aircraft. **Green (FS 34159):** Variant of camouflage color scheme SEA, employed

for SAC bombers combined with Dark Green (FS 34079) and Tan Green (FS 34201) on upper surfaces of aircraft. **Tan Green (FS 34201):** Variant of camouflage color scheme SEA, employed for SAC bombers, combined with Green (FS 34159) and Dark Green (FS 34079) on upper surfaces of aircraft. **Camouflage Gray (FS 36622):** Lower color for camo. scheme SEA, for all types of aircraft and daily operations. **Flat Black ANA 604 (FS 37038):** Lower color camouflage scheme SEA and its variants, for SAC bombers and all kind of aircraft and night operations. **Insignia White ANA 601 (FS 37875):** Lower color, variant of camouflage scheme SEA for SAC bombers, daytime operations.

# Air War Color Series

Art. 71.601

## Soviet/Russian colors Combat Helicopters post WWII to present

8 x 17 ml/0.57 fl oz Model Air

Set with Model Air colors developed to paint different models of helicopters of the Soviet Air Force and the actual Russian Federation during the "Cold War". The set includes profiles of the helicopters, and indications of the colors needed for the camouflage schemes with a detailed description of their application.

*Estuche de colores Model Air desarrollado para pintar diferentes helicópteros de la Fuerza Aérea Soviética durante la "Guerra Fría" y la actual Federación Rusa. Incluye perfiles de helicópteros, donde se indican los colores necesarios para pintar los esquemas de camuflaje y una descripción detallada de los mismos.*



 Light Olive Green AV71.023	 Dark Gray Eggplant AV71.049	 Green (2) AV71.092	 Beige (1) AV71.244	 Olive Green AV71.247	 Gray (1) AV71.298	 Underside Blue Faded AV71.332	 Gray Blue (2) AV71.338
---	--	---	---	---	---	--	---

**Beige (1):** Base color for the upper and lateral parts, combined with areas of Green (2) or Olive Green, for areas with dry and desert climate. **Olive Green:** Base color for the upper and lateral parts, used by itself or combined with areas of Gray (1) or Green (2), according to the model and/or manufacturer. **Light Olive Green:** Variant of Olive Green as base color for the upper and lateral sides of the helicopter, used alone or combined with patches of Gray (1) or Green (2), depending on the model and/or manufacturer. **Green (2):** Base color for upper and lateral sides, used by itself or combined with patches of Gray (1) or Light Olive Green, according to the model and/

or manufacturer. **Gray (1):** Base color for upper and lateral sides, combined with patches of Olive Green, Light Olive Green or Green (2) according to the model and/or manufacturer. **Dark Gray "Eggplant":** Base color for all surfaces and all types of helicopters and/or manufacturers. New standard color in the Russian Federation AF of 2014. **Underside Blue "Faded":** Lower color in any combination of camouflage, or mono-chrome application on upper and lateral surface. **Gray-Blue (2):** Lower color in any combination of camouflage and/or as monochrome application on upper and lateral surface, as well as for a monochrome coating on all surfaces of naval helicopters.

Art. 71.602

## Soviet/Russian colors Su-27 "Flanker" from 80's to present

8 x 17 ml/0.57 fl oz Model Air

Set with Model Air colors developed to paint the different models of the Sukhoi Su-27 "Flanker" of the Soviet Air Force (actual Russian Federation). The set includes profiles of the aircraft, indications of the colors needed, and a detailed description of their application.

*Estuche de colores Model Air desarrollado para pintar diferentes modelos del Sukhoi Su-27 "Flanker" de la Fuerza Aérea Soviética (actual Federación Rusa). Incluye perfiles de aviones, donde se indican los colores necesarios para pintar los esquemas de camuflaje y una descripción detallada de los mismos.*



 Blue (2) AV71.317	 Blue (1) AV71.333	 Flanker Light Blue AV71.334	 Flanker Light Gray AV71.335	 Flanker Blue AV71.337	 Gray (7) AV71.343	 Gray Prot. Coat AV71.344	 Gray (8) AV71.345
--	--	--	--	--	---	---	--

**Flanker Light Blue:** Base color for all surfaces of color scheme 1 Su-27/27UB/27PU and the initial Su-30. **Flanker Light Gray:** First color for camouflage scheme 1 on the upper and lateral surfaces of Su-27/27UB/27PU and the initial Su-30. **Flanker Blue:** Second color for camouflage scheme 1 on the upper and lateral surface of Su-27/27UB/27PU and the initial Su-30. **Gray Protective Coat:** Base color all surfaces for factory camouflage patterns Su-27SM. New standard camouflage pattern starting 2014. **Gray (7):**

First color for factory camouflage patterns on the upper and lateral surface of the Su-27SM. New standard camouflage pattern starting 2014. **Gray (8):** Second color for factory camouflage patterns on the upper and lateral surface of the Su-27SM. New standard camouflage pattern starting 2014. **Blue (1):** Base color for all surfaces of color scheme Su-27SM (Show "Le Bourget" 1999) and Su-27 "Kazakh". **Blue (2):** Camouflage pattern for upper and lateral color schemes Su-27SM (Show "Le Bourget" 1999) and Su-27 "Kazakh".



# Air War Color Series

Art. 71.603

## Soviet/Russian colors Su-25/39 "Frogfoot" from 80's to present

8 x 17 ml/0.57 fl oz Model Air

Set with Model Air colors developed to paint the different models of the Sukhoi Su-25 "Frogfoot" and the evolved model Su-39 of the Soviet Air Force during the "Cold War" and the actual Russian Federation. The set includes profiles of the aircraft, indications of the colors needed and a detailed description of their application.

*Estuche de colores Model Air desarrollado para pintar diferentes modelos del Sukhoi Su-25 "Frogfoot" y su modelo evolucionado o Su-39 de la Fuerza Aérea Soviética durante la "Guerra Fría" y la actual Federación Rusa. Incluye perfiles de aviones, donde se indican los colores necesarios para pintar los esquemas de camuflaje y una descripción detallada de los mismos.*



 Beige (2) AV71.028	 Underside Gray Blue AV71.046	 Dark Gray Eggplant AV71.049	 Yellow Sand AV71.143	 Dark Brown (2) AV71.282	 Blue (4) AV71.306	 Green Gray AV71.341	 Light Blue (1) AV71.342
---	--	---	---	---	---	--	---

**Yellow Sand:** Color for upper and lateral "tactical" color scheme, in multiple combinations of 2, 3 and 4 shades, applied on the Su-25 and its variations. From the eighties until the present. **Beige (2):** Color for upper and lateral surface "tactical" color scheme, in multiple combinations of 2, 3 and 4 shades, applied on the Su-25 and its variations. From the eighties until present. **Dark Brown (2):** Color for upper and lateral surface "tactical" color scheme, in multiple combinations of 2, 3 and 4 shades, applied on the Su-25 and its variations. From the eighties until present. **Green-Gray:** Color for upper and lateral surface "tactical" color scheme, in

multiple combinations of 2, 3 and 4 shades, applied on the Su-25 and its variations. From the eighties until present. **Underside Gray-Blue:** Color for inferior surface used in different "tactical" color schemes. From the eighties until present. **Light Blue (1):** Inferior surface color used in different "tactical" color schemes. From the eighties until present. **Dark Gray "Eggplant":** Standard color for superior surface used for the Russian AF for all types of aircraft and missions starting in the year 2014. **Blue (4):** Standard color for lower surface used by the Russian AF starting in the year 2014, for all types of aircraft and missions.

Art. 71.604

## Soviet/Russian colors Su-7/17 "Fitter" from "Cold War" to 90's

8 x 17 ml/0.57 fl oz Model Air

Set with Model Air colors developed to paint the different models of the Sukhoi Su-7 "Fitter" and the improved Su-17 of the Soviet Air Force during the "Cold War". The set includes profiles of the aircraft, indications of the colors needed and a detailed description of their application.

*Estuche de colores Model Air desarrollado para pintar diferentes modelos del Sukhoi Su-7 "Fitter" y su modelo evolucionado o Su-17 de la Fuerza Aérea Soviética durante la "Guerra Fría". Incluye perfiles de aviones, donde se indican los colores necesarios para pintar los esquemas de camuflaje y una descripción detallada de los mismos.*



 Golden Reddish Br. AV71.032	 Brown (1) AV71.038	 Underside Gray Blue AV71.046	 Beige (1) AV71.244	 Sand (2) AV71.246	 Underside Blue Faded AV71.332	 Green Gray AV71.341	 Dark Green AV71.347
---	---	--	---	--	--	--	--

**Beige (1):** Color for upper and lateral "tactical" color scheme, in multiple combinations of 2, 3 and 4 tones. From 1978 until 1989 approximately. **Dark Green:** Color for upper and lateral "tactical" color scheme, in multiple combinations of 2, 3 and 4 shades. From the sixties until 2000. **Brown (1):** Color for upper and lateral "tactical" scheme, in multiple combinations of 2,3 and 4 shades. From 1978 until approximately 1989. **Sand (2):** Color for upper and lateral "tactical" scheme, in multiple combinations of 2,3 and 4 shades. From 1978 until approximately

1989. **Golden/Reddish Brown:** Color for upper and lateral "tactical" scheme, in multiple combinations of 2, 3 and 4 shades. From the sixties until 2000. **Green-Gray:** Color for upper and lateral "tactical" schemes, in multiple combinations of 2,3 and 4 shades. From the seventies until 2000. **Underside Gray-Blue:** Color for the lower sections used in different "tactical" schemes. From 1978 until approx. 1989. **Underside Blue "Faded":** Color for the lower sections, used in different "tactical" schemes, from the end of the sixties until the year 2000.

# Air War Color Series

COLORES ACRILICOS PARA MODELISMO


Art. 71.605

## Soviet/Russian colors MiG-29 "Fulcrum" from 80's to present

8 x 17 ml/0.57 fl oz Model Air

Set with Model Air colors developed to paint the different models of the MiG-29 "Fulcrum" of the Soviet/Russian Federation Air Force deployed during the "Cold War" and up to date. The set includes profiles of the aircraft, indications of the colors needed and a detailed description of their application.

*Estuche de colores Model Air desarrollado para pintar diferentes modelos del MiG-29 "Fulcrum" de la Fuerza Aérea Soviética/Federación Rusa durante la "Guerra Fría" y la época actual. Incluye perfiles de aviones, donde se indican los colores necesarios para pintar los esquemas de camuflaje y una descripción detallada de los mismos.*



**Gray-Green:** Patches of grey scheme on the upper and lateral section of the first series of the MiG-29 (9-12/9-13) and variant 1 of the model SMT. **Green (3):** General color combined with patches of Gray-Green, on some models of MiG-29 (mod.9-13). Speculative scheme based on imprecise information. **Light Gray (2):** General color combined with patches of Gray-Green; grey color scheme of the first series of MiG-29 (9-12/9-13) as well as monochrome color scheme at the end of the decade 2000. **Light Gray (1):** Shade 1 (color scheme 1&2) of upper and lateral section camouflage of MiG-29SMT, as well as for Russian fighters of

the 5th generation. **Dark Gray (1):** Shade 2 (color scheme 2) for upper and lateral camouflage of MiG-29SMT and superior area of the naval version or MiG-29K, as well as for Russian fighters of the 5th generation. **Off-White:** Shade 3 (color scheme 1&2) for upper and lateral camouflage of MiG-29SMT, as well as for Russian fighters of the 5th generation. **Gray (4):** Shade 4 (color scheme 1&2) for upper and lateral camouflage of MiG-29SMT, as well as for Russian fighters of the 5th generation. **Blue (4):** Color used for lower surface, naval variant of "Fulcrum" or MiG-29K (Mod. 9-31).

Art. 71.606

## Soviet/Russian colors MiG-23 "Flogger" from 70's to 90's

8 x 17 ml/0.57 fl oz Model Air

Set with Model Air color developed to paint the different models of the MiG-23 "Flogger" of the Soviet Air Force deployed during the "Cold War". The set includes profiles of the aircraft, indications of the colors needed and a detailed description of their application.

*Estuche de colores Model Air desarrollado para pintar diferentes modelos del MiG-23 "Flogger" de la Fuerza Aérea Soviética durante la "Guerra Fría". Incluye perfiles de aviones, donde se indican los colores necesarios para pintar los esquemas de camuflaje y una descripción detallada de los mismos.*



**Beige (1):** Color for upper and lateral "tactical" scheme, in multiple combinations of 2,3 and 4 shades. From 1978 until approximately 1989. **Sand (2):** Color for upper and lateral "tactical" scheme, in multiple combinations of 2, 3 and 4 shades. From 1978 until approximately 1989. **Dark Green:** Color for upper and lateral "tactical" scheme, in multiple combinations of 2, 3 and 4 shades. From the sixties until 2000. **Green Ochre:** Color for upper and lateral "tactical" scheme, in multiple combinations of 2, 3 and 4 shades. From 1978 until approximately 1989. **Gray (3):** General color for all surfaces of the "low visibility" scheme

used in missions of aerial superiority, from the decade of the sixties until today. **Dark Gray-Blue (1):** Superior and lateral color combined with Gray (3) and Light Gray-Blue, the last operative series of the "Flogger" (MiG 23-98). **Light Gray-Blue:** Superior and lateral color combined with Gray (3) and Dark Gray-Blue (1), last operative series of the "Flogger" (MiG-23-98). **Underside Gray-Blue:** Lower section color used in the various "tactical" schemes, as well as a combination of last series greys. From 1978 until approximately 1989.

# Air War Color Series

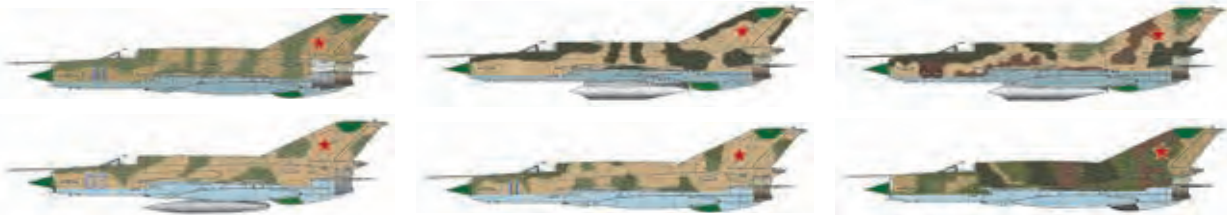
Art. 71.607

## Soviet/Russian colors MiG-21 "Fishbed" from 50's to 90's

8 x 17 ml/0.57 fl oz Model Air

Set with Model Air color developed to paint the different models of the MiG-21 "Fishbed" of the Soviet Air Force during the "Cold War". The set includes profiles of the aircraft, indications of the colors needed and a detailed description of their application.

*Estuche de colores Model Air desarrollado para pintar diferentes modelos del MiG-21 "Fishbed" de la Fuerza Aérea Soviética durante la "Guerra Fría". Incluye perfiles de aviones, donde se indican los colores necesarios para pintar los esquemas de camuflaje y una descripción detallada de los mismos.*



	Golden Reddish Br. AV71.032		Underside Gray Blue AV71.046		Green Ochre AV71.081		Green (3) AV71.137		Yellow Sand AV71.143		Beige (1) AV71.244		Underside Blue Faded AV71.332		Dark Green AV71.347
--	--------------------------------	--	---------------------------------	--	-------------------------	--	-----------------------	--	-------------------------	--	-----------------------	--	----------------------------------	--	------------------------

**Yellow-Sand:** Base color for upper and lateral section used in different "tactical" schemes. From the end of the seventies until the nineties. **Beige (1):** Upper section color and in lateral "tactical" color scheme, in multiple combinations of 2, 3 and 4 shades. From 1978 until 1989 approximately. **Dark Green:** Upper section color and in lateral "tactical" color scheme, in multiple combinations of 2, 3 and 4 shades. From the sixties until the year 2000. **Green (3):** Upper section color and in lateral "tactical" color scheme, in multiple combinations of 2, 3 and 4 shades. From 1978 until 1989 approximately. **Green Ochre:** Upper

section color and "tactical" lateral color scheme, in multiple combinations of 2, 3 and 4 shades. From 1978 until 1989 approximately. **Golden/Reddish Brown:** Upper section color and "tactical" lateral color scheme, in multiple combinations of 2, 3 and 4 shades. From the sixties until 2000. **Underside Blue "Faded":** Lower section color used in different "tactical" color schemes. From the end of the sixties until the year 2000. **Underside Gray-Blue:** Lower section color used in different "tactical" color schemes. From 1978 until 1989 approximately.

Art. 71.608

## Soviet/Russian colors Tactical Schemes 1978-1989 (Part II)

8 x 17 ml/0.57 fl oz Model Air

Set with Model Air colors developed for painting different models of the Soviet Air Force (currently Russian Federation) during the last decades of the "Cold War" and the subsequent collapse of the Eastern Bloc. The set includes profiles of the aircraft and indications of the colors needed, with a detailed description of their application.

*Estuche de colores Model Air desarrollado para pintar diferentes modelos de la Fuerza Aérea Soviética (actual Federación Rusa) durante las últimas décadas de la "Guerra Fría" y posterior caída del Bloque del Este. Incluye perfiles de aviones, donde se indican los colores necesarios para pintar los esquemas de camuflaje y una descripción detallada de los mismos.*



	Brown (1) AV71.038		Underside Gray Blue AV71.046		Green Ochre AV71.081		Green (3) AV71.137		Beige (1) AV71.244		Sand (2) AV71.246		Underside Blue Faded AV71.332		Dark Green AV71.347
--	-----------------------	--	---------------------------------	--	-------------------------	--	-----------------------	--	-----------------------	--	----------------------	--	----------------------------------	--	------------------------

**Beige (1):** Color for the upper and lateral "tactical" color scheme in multiple combinations of 2, 3 and 4 shades. From 1978 until 1989 approximately. **Sand (2):** Color for upper and lateral "tactical" color scheme in multiple combinations 2, 3 and 4 shades. From 1978 until 1989 approximately. **Brown (1):** Color for upper and lateral "tactical" color scheme in multiple combinations 2, 3 and 4 shades. From 1978 until 1989 approximately. **Green Ochre:** Color for upper and lateral "tactical" color scheme in multiple combinations 2, 3 and 4 shades. From 1978

until 1989 approximately. **Green (3):** Color for upper and lateral "tactical" color scheme in multiple combinations 2, 3 and 4 shades. From the sixties until 2000. **Dark Green:** Color for upper and lateral "tactical" color scheme in multiple combinations 2, 3 and 4 shades. From the sixties until 2000. **Underside Blue "Faded":** Color for underside of aircraft, used in different "tactical" color schemes. From 1978 until 1989 approximately. **Underside Gray-Blue:** Color for underside of aircraft, used in different "tactical" color schemes. From 1978 until 1989 approximately.

# Air War Color Series

Art. 71.609

## Soviet/Russian colors Tactical Schemes 1960-2000 (Part I)

8 x 17 ml/0.57 fl oz Model Air

Set with Model Air colors developed for painting different models of the Soviet Air Force (currently Russian Federation) during the "Cold War" and the subsequent collapse of the Eastern Bloc. The set includes profiles of the aircraft, the colors needed and a detailed description of their application.

*Estuche de colores Model Air desarrollado para pintar diferentes modelos de la Fuerza Aérea Soviética (actual Federación Rusa) durante la "Guerra Fría" y posterior caída del Bloque del Este. Incluye perfiles de aviones, donde se indican los colores necesarios para pintar los esquemas de camuflaje y una descripción detallada de los mismos.*



--	--	--	--	--	--	--	--

**Dark Green:** Color for the upper and lateral section of the "tactical" camouflage scheme, with multiple combinations of 2, 3 and 4 shades. Used from the sixties to the year 2000. **Golden/Reddish Brown:** Upper and lateral color for "tactical" color scheme, in multiple combinations of 2, 3, and 4 shades. From the sixties to the year 2000. **Dark Brown (1):** Color for the upper and lateral section of the "tactical" camouflage scheme, with multiple combinations of 2, 3 and 4 shades. Used from the sixties to the year 2000. **Sand (1):** Color for the upper and lateral section of the "tactical" camouflage scheme, with multiple combinations of 2, 3 and 4 shades. Used from the sixties to the year 2000. **Beige (1):** Color for the upper and lateral section of

the "tactical" camouflage scheme, with multiple combinations of 2, 3 and 4 shades. Used from 1978 until 1989 approximately. **Green (3):** Color for the upper and lateral section of the "tactical" camouflage scheme, with multiple combinations of 2, 3 and 4 shades. Used from the sixties to the year 2000. **Underside Blue "Faded":** Inferior color used in different "tactical" color schemes, from the sixties to the year 2000. **Light Gray (2):** Inferior color for the "tactical" color scheme used on the first series of MiG-29 (Serie 9-13), in the area of Central Asia and Europe between 1988 until 1993 approximately.

Art. 71.610

## Soviet/Russian colors "Cold War" Silver Darts 1950-1980

8 x 17 ml/0.57 fl oz Model Air

Set with Model Air colors developed to paint the aircraft of the Soviet Armed Forces during the first decades of the "Cold War" with a metallic finish, in a wide range of different shades according to the area or structure of the plane. The set includes profiles of the aircraft, the colors needed and a detailed description of their application.

*Estuche de colores Model Air desarrollado para pintar aviones de la Fuerza Aérea Soviética durante las primeras décadas de la "Guerra Fría" en acabado metálico, con una amplia gama de distintas tonalidades según la zona o estructura del aparato. Incluye perfiles de aviones, donde se indican los colores necesarios para pintar los esquemas de camuflaje y una descripción detallada de los mismos.*



--	--	--	--	--	--	--	--

**Aluminium (Metallic):** Metallic or natural aluminium finish, commonly employed starting in the fifties and used well into the seventies. **Silver (Metallic):** Exterior finish, depending on the alloy and/or the thickness of the panel. Also used for interior structures and mechanical components. **Chrome (Metallic):** Exterior finish, depending on the alloy and/or the thickness of the panel. Also used for interior structures and mechanical components. **Steel (Metallic):** Exterior finish, depending on the alloy and/or the thickness of the panel. Also used for interior structures and mechanical components. **Gun Metal (Metallic):** Exterior finish, depending

on the alloy and/or the thickness of the panel. Also, used for arms and areas subject to strong mechanical or thermal stress. **Black (Metallic):** Exterior finish, depending on the alloy and/or the thickness of the panel. Also, used for arms and areas subject to strong mechanical or thermal stress as jet exhaust, etc. **A-14 Steel Gray:** Interior color for the crew areas, used during the II WW and posterior to the conflict during the first decades of the Cold War. **Cockpit Emerald Green "Faded":** Interior color for the crew areas, used widely during the sixties until the present, for all kind of planes and manufacturers.

# Air War Color Series

Art. 71.616

## USAF colors post WWII to present "Aggressor" Squadron (Part I)

8 x 17 ml/0.57 fl oz Model Air

Set with Model Air colors developed for painting camouflage patterns with predominating brown and green colors, as used for the "Aggressor" Squadrons of the USAF. The set includes six profiles, the most notable deployed in the "Red Flag" maneuvers of 2017 and 2018.

*Estuche de colores Model Air desarrollado para pintar esquemas de camuflaje con predominio de tonos marrones y verdes de los escuadrones "Agresores" de la USAF. Incluye seis patrones miméticos, donde se indican los colores necesarios para pintar los esquemas de camuflaje y una descripción detallada entre los que destacan los más recientes de las maniobras "Red Flag" de 2017 y 2018.*



 Yellow Sand (Tan) AV71348	 Desert Sand AV71140	 NATO Brown AV71035	 Dark Green AV71294	 Gunship Green AV71124	 Medium Gray AV71275	 Aggressor Gray AV71274	 Flat Black AV71057
--	--	---	---	--	---	---	---

**Yellow Sand (Tan) FS30400:** Color used for the "Flogger" pattern, deployed in USAF Aggressor Squadrons, fighter models F-5E and F-16C. **NATO Brown FS30140:** Color used for the patterns "Flogger", "Desert Fulcrum", "Lizard Flanker" and "BDU Splinter", used by USAF Aggressor Squadrons for fighter models F-5E, F-15C and F-16C. **Dark Green ANA631-FS34079:** Color used for the patterns "Flogger", "Lizard Flanker" and "BDU Splinter" used in the Aggressor Squadrons of the USAF, fighter models F-5E and F-16C. **Desert Sand ANA616-FS30279:** Color scheme for "Lizard Flanker" and "Desert Fulcrum", used by the USAF Aggressor Squadrons on fighter models F-15C and F-16C. **Gunship Green ANA612-FS34092:** Color scheme for

"Flogger" and "Lizard Flanker" used by the USAF Aggressor Squadrons on fighter models F-5E and F-16C. **Aggressor Gray FS36251:** Radome color scheme for "Lizard Flanker" and "BDU Splinter", used by the USAF Aggressor Squadrons for fighter models F-16C. **Medium Gray (Neutral Gray) FS 36270:** Radome color scheme "Flogger" and "Desert Fulcrum" used by the USAF Aggressor Squadrons on fighter models F-15C and F-16C. **Flat Black ANA604-FS37038:** Color scheme "BDU Splinter" used by the USAF Aggressor Squadrons, as well as radome color scheme in "Flogger" and "Lizard Flanker", used for fighter models F-5E and F-16C.

Art. 71.617







## USAF colors post WWII to present "Aggressor" Squadron (Part II)

8 x 17 ml/0.57 fl oz Model Air

Set with Model Air colors developed to paint the predominately grey camouflage patterns of the "Aggressor" Squadrons of the USAF. The set includes five profiles, including those most recently deployed during the "Red Flag" maneuvers of 2017 and 2018.

*Estuche de colores Model Air desarrollado para pintar esquemas de camuflaje con predominio de tonos grises de los escuadrones "Agresores" de la USAF. Incluye cinco patrones miméticos, donde se indican los colores necesarios para pintar los esquemas de camuflaje y una descripción detallada, entre los que destacan los más recientes de las maniobras "Red Flag" de 2017 y 2018.*



 Pinkish White AV71421	 Air Super. Blue AV71332	 Dark Gull Gray AV71277	 Medium Gray AV71275	 Aggressor Gray AV71274	 Medium Guns. Gray AV71097	 NATO Black AV71251	 Flat Black AV71057
--	--	---	--	---	---	---	---

**NATO Black FS37030:** Color scheme "Arctic Flanker", used in the Aggressor Squadrons of the USAF, for fighter models F-16C. **Dark Gull Gray FS36321:** Color scheme "Arctic Flanker" used in the Aggressor Squadrons of the USAF, for fighter models F-16C. **Pinkish White FS36628:** Color scheme "Arctic Flanker" and "Arctic Splinter" used in the Aggressor Squadrons of the USAF, for fighter models F-16C. **Medium Gunship Gray FS36118:** Color scheme "Shark" used by Squadrons of the USAF Aggressors, for fighter models F-16C. **Air Superiority Blue FS35450:** Color scheme "Shark", used by Aggressor Squadrons of

the USAF for fighter models F-16C. **Aggressor Gray FS36251:** Radome color scheme "Arctic Flanker", "Arctic Splinter" and "Post-Depot Ferry" used by the USAF Aggressor Squadrons, fighter models F-16C. **Medium Gray (Neutral Gray) FS36270:** Color scheme "Arctic Splinter", "Shark" and "Post-Depot Ferry" (Grey) and (Black Have Glass) used by Squadrons USAF Aggressors, fighter model F-16C. **Flat Black ANA604-FS37038:** Color scheme "Arctic Splinter", "Post-Depot Ferry" (Black Have Glass), as well as radome color scheme "Shark" used by Squadrons USAF Aggressors, fighter models F-16C.

# Air War Color Series

COLORES ACRÍLICOS PARA MODELISMO

Art. 71.618

## USAF colors post WWII to present "Aggressor" Squadron Part. III

8 x 17 ml/0.57 fl oz Model Air

Set with Model Air colors developed to paint the predominately blue camouflage patterns of the "Aggressor" Squadrons of the USAF. The set includes six profiles, including those most recently deployed during the "Red Flag" maneuvers of 2017 and 2018.

*Estuche de colores Model Air desarrollado para pintar esquemas de camuflaje con predominio de tonos azules de los escuadrones "Agresores" de la USAF. Incluye seis patrones miméticos, donde se indican los colores necesarios para pintar los esquemas de camuflaje y una descripción detallada, entre los que destacan los más recientes de las maniobras "Red Flag" de 2017 y 2018.*



 Pinkish White AV71421	 Air Super. Blue AV71332	 Duck Egg Blue AV71328	 Pale Green AV71008	 Light Blue Internat. AV71111	 Intermed. Blue AV71299	 Medium Gray AV71275	 Aggressor Gray AV71274
--	--	--	---	---	--	--	---

**Pale Green FS35414:** Color scheme "Grape" and "Old Blue" used by the first USAF Aggressor Squadrons (1972) for fighter models F-5E and T-38B of the 527th TF. **Intermediate Blue/Navy Blue FS35164:** Color scheme "Grape" and "Old Blue" used by the first USAF Aggressor Squadrons (1972) for fighter models F-5E and T-38B of the 527th TF. **Duck Egg Blue FS35622:** Color Scheme "Grape" and "Old Blue" used by the first USAF Aggressor Squadrons (1972) for fighter models F-5E and T-38B of the 527th TF. **Light Blue International FS35109:** Color Scheme "Grape", "Old Blue", "Blue Flanker", "Blizzard", "Digital Flanker" and "Blue Splinter", used by USAF Aggressor Squadrons, fighter models F-5E, T-38B, F-15C and F-16C.

**Air Superiority Blue FS35450:** Color scheme "Blue Flanker" and "Blue Splinter" used by USAF Aggressor Squadrons, fighter models F-15C and F-16C. **Aggressor Gray FS36251:** Color scheme "Blizzard" and "Digital Flanker", as well as some of the radome color schemes "Blue Flanker" y "Blue Splinter" used by fighter models F-15C and F-16C of the the USAF Aggressor Squadrons. **Pinkish White FS36628:** Color scheme "Blizzard" and "Digital Flanker", used by fighters model F-15C and F16C. **Medium Gray (Neutral Gray) FS36270:** Color scheme "Blue Flanker" and "Blue Splinter", as well as radome scheme "Blizzard" used by USAF Aggressor Squadrons in fighter models F-15C and F-16C.

Art. 71.626

## Armée de l'Air colors 1939 to 1942 "Battle of France" & Vichy AF

8 x 17 ml/0.57 fl oz Model Air

Set of 8 Model Air Colors developed for painting the camouflage patterns of the French Air Force during the Second World War, starting with the initial period in 1939, the end of the Battle for France in June 1940, and the subsequent armistice in November 1942. The set contains the profiles of airplanes with indications and detailed descriptions of the colors needed for painting the camouflage patterns.

*Estuche de colores Model Air desarrollado para pintar esquemas de camuflaje del Ejército de l'Aire Francés en la Segunda Guerra Mundial, desde el inicio de las hostilidades en 1939, hasta el fin de la "Batalla de Francia" en junio de 1940, y el posterior Armisticio hasta noviembre de 1942. Incluye perfiles de aviones, donde se indican los colores necesarios para pintar los esquemas de camuflaje y una descripción detallada de los mismos.*



 Jaune AV71.078	 Rouge AV71.269	 Sienne Naturelle AV71.035	 Kaki AV71.043	 Ombre Calcinée AV71.040	 Vert AV71.093	 Gris Bleu Clair AV71.275	 Gris Bleu Foncé AV71.047
---	---	--	--	--	---	---	---

**Vert:** Color of the upper surfaces in basic camouflage patterns, approved in December 1938 by the Ministère de l'Air for land-based aircraft. This color is a substitute for the color Kaki according to manufacturer and model. **Kaki:** Color of the upper surfaces of land-based aircraft in basic camouflage patterns, approved by Ministère de l'Air in December 1938. **Gris Bleu Foncé:** Color for the upper aircraft surfaces in the basic camouflage pattern. Approved for land-based aircraft by the Ministère de l'Air in December 1938. This color is a substitute for the color Kaki according to manufacturer and model. **Ombre Calcinée:** Color for the upper aircraft surfaces in basic camouflage schemes, approved for land-based aircraft by the Ministère de l'Air in December 1938. The color was also used for

the lower surface of night bombers. **Sienne Naturelle (Terre de Sienne):** Color for the basic camouflage schemes of upper aircraft surfaces. Approved by the Ministère de l'Air in December 1938. Substitute for Ombre Calcinée in the overseas colonies. **Gris Bleu Clair:** Color of the lower aircraft surfaces in basic camouflage schemes. Approved for land-based aircraft models by the Ministère de l'Air in December 1938. **Rouge:** Color of national insignia and tactical markings. To be combined with the color Jaune for the distinctive identification bands of the Vichy Government. **Jaune:** Color for tactical markings. To be combined with the color Rouge to form the identification bands which were distinctive of the Vichy Government.

# Air War Color Series

Art. 71.627









## Armée de l'Air colors post WWII to present

8 x 17 ml/0.57 fl oz Model Air

Set of Model Air Colors developed for painting the camouflage patterns of the French Air Force, in the period starting with the end of the WWII until to date. The set includes the color for the natural metal finish, commonly used during the decades of the 50's & 60's, the colors for the mimetic schemes of air superiority patterns and desert camouflage named "Chad" and the color for the latest tendency of low visibility grey. The set contains profiles of the airplanes with detailed descriptions of the camouflage patterns and the colors needed for painting them.

*Estuche de colores Model Air desarrollados para pintar esquemas de camuflaje del Ejército del Aire Francés desde el final de la Segunda Guerra Mundial hasta la actualidad. Incluye acabados en metal natural, en boga durante la década de los 50's y 60's, patrones miméticos de superioridad aérea, camuflaje desértico denominado "Chad" y la última tendencia en gris de baja visibilidad. Incluye perfiles de aviones, donde se indican los colores necesarios para pintar los esquemas de camuflaje y una descripción detallada de los mismos.*



	Aluminium (Métallisé) AV71062		Gris Moyen AV71277		Gris-Bleu Moyen Foncé AV71097		Bleu Defense Aérienne AV71299		Ivoire Vif AV71400		Marron Clair AV71035		Brun Verdâtre AV71294		Gris-Bleu Clair AV70615
---	----------------------------------	---	-----------------------	---	----------------------------------	---	----------------------------------	---	-----------------------	--	-------------------------	---	--------------------------	---	----------------------------

**Aluminium (Métallisé):** Metal finish for all surfaces and all types of aircraft, in accordance with general tendencies for most of the air forces in the years 1950-1960. This color was also applied on lower surfaces and on the schemes for air superiority and desert camouflage during 1970 and 1980. **Gris-Bleu Moyen Foncé (FS36118):** Color used on upper air craft surfaces in air superiority color schemes and combined with Brun Verdâtre in the decades of 1970 and 1980. **Brun Verdâtre (FS34079):** Color applied on upper aircraft surfaces as part of the air superiority color schemes and combined with Gris-Bleu Moyen Foncé. The color was used in the decades of 1970 and 1980. **Bleu Defense Aérienne (FS35164):** Color applied on upper air craft surfaces for air superiority color schemes

and combined with the color Aluminium on the lower surfaces. Used in the decades of 1970 and 1980. **Ivoire Vif (FS33798):** Color used on upper aircraft surfaces in the desert color schemes type "Chad", combined with Marron Clair and Aluminium on the lower surfaces. **Marron Clair (FS30140):** Color used on the upper surfaces of the aircraft in the desert color scheme "Chad", combined with Ivoire Vif and Aluminium on the lower surfaces. **Gris-Bleu Clair (FS36375):** Color applied on the upper and lower surfaces in air superiority color schemes, and combined with Bleu Defense Aérienne in the "Wrap Around" color scheme introduced in the decade of the 80ties. **Gris Moyen (FS36231):** Grey camouflage pattern of low visibility on all surfaces, for aircraft of the latest generation.



# Panzer Aces

**A color system designed for reproducing the colors of the tank crew uniforms and vehicles in WWII**

**Sistema de colores para pintar los uniformes de los carristas y vehículos en la WWII**



**EN** Matt and opaque water-based acrylic colors, developed especially for brush-on use. Each color has been developed with the assistance of the Euromodelismo team of experts in order to offer the modeller a quick and practical system for painting the tank crews of World War II. The color range has been chosen to simplify the painting process and includes all the shades needed for the uniforms of the German, American, British, Italian, French, Russian and Japanese crews, using the popular figure painting technique of base color, shadow and highlights. It is recommended to apply the colors on a previously primed surface; they dry rapidly and form a homogenous and self-leveling surface while preserving even the smallest detail of the model. Panzer Aces performs extremely well on all supports and the adherence of the paint on resin, plastic, steel and white metal is extraordinary. Brushes and tools can be cleaned with water. Panzer Aces is not flammable, and does not contain solvents.

**Packaging:**

Panzer Aces is presented in bottles of 17 ml/0.57 fl oz with eyedropper. This packaging prevents the paint from evaporating and drying in the container, so that it can be used in minimal quantities and preserved for a long time.

**ES** Colores acrílicos mates y opacos, de base agua, desarrollados por los expertos de la editorial Euromodelismo, con el fin de ofrecer al modelista un sistema que le permita pintar con facilidad las tripulaciones de los blindados de la Segunda Guerra Mundial. La gama se ha seleccionado para facilitar los procesos de pintura al modelista e incluye todas las referencias para pintar uniformes de tripulaciones y blindados alemanes, americanos, británicos, italianos, franceses, rusos y japoneses, empleando la popular técnica de iluminación en figuras, consistente en la selección de un tono base, sombra y luz. Los colores de Panzer Aces han sido especialmente formulados para uso a pincel. Se recomienda su aplicación sobre una superficie previamente imprimada. Los colores secan rápidamente y forman una película homogénea y autonivelante que respeta el más mínimo detalle presente en el modelo. Panzer Aces tiene un comportamiento excepcional sobre todos los soportes, la adherencia de la pintura sobre resina, plástico, acero y metal blanco es extraordinaria. Los utensilios se pueden limpiar con agua. Panzer Aces no es inflamable y no contiene disolventes.

**Presentación:**

Panzer Aces se presenta en botellas de 17 ml/0.57 fl oz con cuentagotas. Esta presentación evita la evaporación de la pintura y el secado dentro del frasco. Se pueden utilizar cantidades mínimas y conservar el contenido del frasco durante mucho tiempo.



# Panzer Aces colors

						
<b>70.301</b> Light Rust Óxido Claro	<b>70.302</b> Dark Rust Óxido Oscuro	<b>70.303</b> Yellowish Rust Óxido Amarillento	<b>70.304</b> Track Primer Imprimación Oruga	<b>70.305</b> Light Rubber Caucho Claro	<b>70.306</b> Dark Rubber Caucho Oscuro	<b>70.307</b> German Red Tail Light Piloto Rojo Alemán
						
<b>70.308</b> German Green Tail Light Piloto Verde Alemán	<b>70.309</b> Periscopes Periscopios	<b>70.310</b> Old Wood Madera Vieja	<b>70.311</b> New Wood Madera Nueva	<b>70.312</b> Leather Belt Correa de Cuero	<b>70.313</b> Stencil Stencil	<b>70.314</b> Canvas Lona
						
<b>70.315</b> Light Mud Lodo Claro	<b>70.316</b> Dark Mud Lodo Oscuro	<b>70.317</b> British Tank Crew Carrista Británico	<b>70.318</b> US Army Tank Crew Carrista US Army	<b>70.319</b> USMC Tank Crew Carrista USMC	<b>70.320</b> French Tank Crew Carrista Francés	<b>70.321</b> British Tank Crew Highlights Luces Carrista Británico
						
<b>70.322</b> US Army Tank Crew Highlights Luces Carrista US Army	<b>70.323</b> USMC Tank Crew Highlights Luces Carrista USMC	<b>70.324</b> French Tank Crew Highlights Luces Carrista Francés	<b>70.325</b> Russian Tank Crew I Carrista Ruso I	<b>70.326</b> Russian Tank Crew II Carrista Ruso II	<b>70.327</b> Italian Tank Crew Carrista Italiano	<b>70.328</b> Japanese Tank Crew Carrista Japonés
						
<b>70.329</b> Russian Tank Crew Highlights I Luces Carrista Ruso I	<b>70.330</b> Russian Tank Crew Highlights II Luces Carrista Ruso II	<b>70.331</b> Italian Tank Crew Highlights Luces Carrista Italiano	<b>70.332</b> Japanese Tank Crew Highlights Luces Carrista Japonés	<b>70.333</b> German Tank Crew Carrista Alemán	<b>70.334</b> German Tank Crew I Carrista Alemán I	<b>70.335</b> German Tank Crew II Carrista Alemán II
						
<b>70.336</b> Afrikakorps Tank Crew Carrista Afrikakorps	<b>70.337</b> German Tank Crew Highlights Luces Carrista Alemán	<b>70.338</b> German Tank Crew Highlights I Luces Carrista Alemán I	<b>70.339</b> German Tank Crew Highlights II Luces Carrista Alemán II	<b>70.340</b> Afrikakorps Tank Crew Highlights Luces Carrista Afrikakorps	<b>70.341</b> Flesh Base Base Carne	<b>70.342</b> Flesh Highlights Luces Carne
						
<b>70.343</b> Flesh Shadows Sombras Carne	<b>70.344</b> German White Tank Crew Blanco Carrista Alemán	<b>70.345</b> Splinter Camouflage Base Base Camuflaje Splinter	<b>70.346</b> Splinter Blotches I Manchas Splinter I	<b>70.347</b> Splinter Blotches II Manchas Splinter II	<b>70.348</b> Splinter Strips Rayas Splinter	

## Panzer Aces colors

Sets 70.122 and 70.123 contain the colors used to paint this tank: the tracks, wooden parts, periscopes, signs, headlamps, pilot lights, highlights and shadows.

Los sets 70.122 y 70.123 contienen los colores empleados para pintar este tanque: sus cadenas, madera, periscopio, señales, lamparas, sombras y luces.



















# Panzer Aces Sets (8 colors)



Each set contains a selection of 8 special colors in 17 ml/0.57 fl oz, used for the weathering of tanks, tires, tarps, lights, ribbons, periscopes, and uniforms for the crew, skin tones and camouflage patterns.

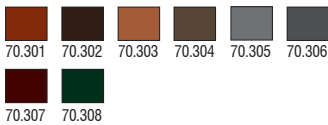
Cada estuche contiene una selección de 8 colores especiales en botellas de 17 ml/0.57 fl oz utilizados para el desgaste de los tanques, ruedas, lonas, luces, etc., y para los uniformes de los carristas, tonos de piel y camuflaje.

## Splinter Pattern



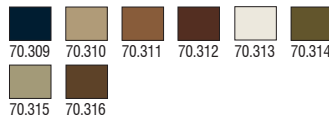
### Art. 70.122

#### Rust, Tracks & Rubber



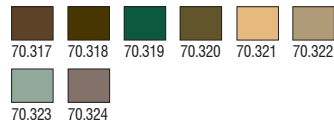
### Art. 70.123

#### Wood, Leather & Stencil



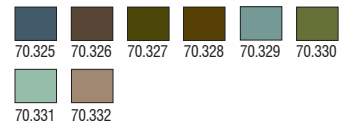
### Art. 70.126

#### Allied Tank Crew Uniforms



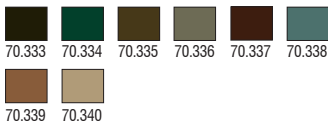
### Art. 70.127

#### Russian, Italian & Japanese



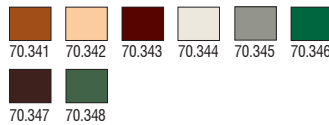
### Art. 70.128

#### German Tank Crew Uniforms



### Art. 70.129

#### Skin Tones & Camouflage



# Panzer Aces Camouflage Set (16 colors)


### Art. 70.179

## Camouflage Set

16 x 17 ml/0.57 fl oz Model Color "Panzer Series"

Special set with a selection of Model Color references which complement the Panzer Aces series to create the following camouflages: Dot Pea Pattern, Italian Pattern, Plane Tree Pattern and Oak Leaf Pattern. The set includes a brush.


Estuche especial con una selección de colores de Model Color que complementa la serie de Panzer Aces, para realizar camuflajes Dot Pea Pattern, Italian Pattern, Plane Tree Pattern y Oak Leaf Pattern. Incluye un pincel.




Plane Tree



Italian



Dot Pea



Oak Leaf (Spring)



# Metal Color

**Metal Color is a range of water-based metallic colors, especially designed for airbrush techniques**

**Metal Color es una gama de colores metálicos de base agua, especialmente diseñados para aerografía**

**EN** Metal Color is the innovative range of metallic colors with a water-based formulation, which uses aluminium pigments in its production. The Metal Color range offers a wide range of shades in order to imitate the metallic finish of aircraft of all types and eras. Of exceptional brightness and extraordinary power of reflection, it allows the modeler to carry out the full range of painting techniques without the need to resort to enamels and lacquers. It can be applied directly to the model using an airbrush or diluted with our Airbrush Thinner or Flow Improver. Metal Color dries very quickly, maintaining the smallest details present on the model and forming a homogeneous and self-leveling layer of extraordinary resistance a few hours after application. Metal Color can be tinted directly in the airbrush cup using colors from the Model Air or Game Air ranges. It can also be applied with a brush. Recommended compressor settings for our colors are around 15-20 Psi or 0.5-1 kg. It is advisable, in the case of airframes and aircraft model components, to apply Gloss Black Primer, available in 60 ml/2.02 fl oz bottles (ref. 73.660) and 200 ml/6.76 fl oz (ref. 74.660) with hinge cap and dropper, to enhance the special characteristics of the aluminium shades. Metal Color dries very quickly, but it is advisable to wait 12 hours after application before applying any paint masks. Also available is Gloss Metal Varnish in 60 ml/2.02 fl oz bottles (ref. 26.657) with hinged cap and dropper. For proper maintenance of the airbrush, we recommend using Vallejo Airbrush Cleaner.

#### **Packaging:**

Available in 32 ml/1.08 fl oz bottles with a hinged cap and eyedropper closure. Includes stainless steel stirring ball to improve paint mixing.



**ES** Metal Color es la innovadora gama de colores metalizados de formulación base agua, que emplea pigmentos de aluminio en su elaboración. La gama Metal Color ofrece un amplio abanico de tonos con el fin de imitar el acabado metálico de aviones de cualquier tipo y época. De excepcional brillo y extraordinario poder de reflectancia, permite al modelista realizar todos los procesos de pintura sin necesidad de recurrir a esmaltes y lacas. Se puede aplicar directamente con aerógrafo sobre la maqueta, o diluido con nuestro Airbrush Thinner o Flow Improver. Metal Color seca muy rápidamente, respetando el más mínimo detalle presente en el modelo formando una película homogénea y autonivelante de extraordinaria resistencia transcurridas unas horas tras su aplicación. Metal Color se puede teñir directamente en la cazoleta del aerógrafo empleando colores de las gamas Model Air o Game Air. También se puede usar a pincel. Los ajustes del compresor recomendados para nuestros colores rondan los 15 - 20 Psi o 0.5 a 1 kg. Es aconsejable, en el caso de fuselajes y componentes de modelos de avión, aplicar Imprimación Negro Brillante para realzar las características especiales de los tonos de aluminio, disponible en botellas de 60 ml/2.02 fl oz (Ref. 73.660) y 200 ml/6.76 fl oz (Ref. 74.660), con tapón bisagra y cuentagotas. Metal Color seca muy rápido, pero es conveniente esperar 12 horas tras su aplicación antes de proceder con el proceso de enmascaramiento. También disponible Barniz Metal Brillante en botellas de 60 ml/2.02 fl oz (Ref. 26.657), con tapón bisagra y cuentagotas. Para un correcto mantenimiento del aerógrafo recomendamos emplear Vallejo Airbrush Cleaner.

#### **Presentación:**

Disponible en botellas de 32 ml/1.08 fl oz con tapón bisagra y cuentagotas. Incluye bola de acero inoxidable para mejorar la agitación.

# Metal Color



**77.701**  
**Aluminium / Aluminio**

Interior structures / exterior coatings / engines and mechanical parts / exterior varnish or "Dope".

Estructuras internas / recubrimiento exterior / motores y componentes mecánicos / laca exterior o "Dope".



**77.702**  
**Duraluminium / Duraluminio**

Interior structures / exterior coatings / mechanical parts / engines.

Estructuras internas / recubrimiento exterior / componentes mecánicos / motores.



**77.703**  
**Dark Aluminium / Aluminio Oscuro**

Interior structures / exterior coatings / mechanical parts / engines.

Estructuras internas / recubrimiento exterior / componentes mecánicos / motores.



**77.704**  
**Pale Burnt Metal / Metal Quemado**

Exterior coatings / panels near high-heat areas (engines/jet exhausts) / mechanical parts / engines.

Recubrimiento exterior / paneles zona tensión térmica (motor/toberas) / componentes mecánicos / motores.



**77.706**  
**White Aluminium / Aluminio Blanco**

Interior structures / exterior coatings / exterior varnish or "Dope" / wear due to climatic factors.

Estructuras internas / recubrimiento exterior / laca exterior o "Dope" / desgaste debido a factores climatológicos.



**77.707**  
**Chrome / Cromo**

Exterior coatings / hydraulic hammers / engines and mechanical parts / radial engine cowling.

Recubrimiento exterior / martinets hidráulicos / motores y componentes mecánicos / carenado motor radial.



**77.710**  
**Copper / Cobre**

Exhaust collector ring (radial engines) / mechanical components / flight instruments and precision equipment / ammunition pods.

Anillo colector escape (motores radiales) / componentes mecánicos / instrumentación vuelo y equipos precisión / vainas munición.



**77.711**  
**Magnesium / Magnesio**

Panels in high-heat areas (engines/jet exhausts) / mechanical components / armour / engines.

Paneles zona tensión térmica (motor/toberas) / componentes mecánicos / armamento / motores.



**77.712**  
**Steel / Acero**

Internal structures / exterior coatings / engines and mechanical components / armour.

Estructuras internas / recubrimiento exterior / motores y componentes mecánicos / armamento.



**77.713**  
**Jet Exhaust / Tobera Reactor**

Jet exhaust / panels in high-heat areas (engines/jet exhausts) / mechanical components.

Tobera jet / paneles zona tensión térmica (motor/toberas) / componentes mecánicos.



**77.716**  
**Semi Matt Aluminium / Aluminio Satinado**

Flight control surfaces / internal structures and external coatings / mechanical components / exterior varnish or "Dope".

Superficies control direccional / estructuras internas y recubrimiento exterior / componentes mecánicos / laca exterior o "Dope".



**77.717**  
**Dull Aluminium / Aluminio Mate**

Internal structures / exterior varnish or "Dope" / wear due to climatic factors / flight-control surfaces.

Estructuras internas / laca exterior o "Dope" / desgaste debido a factores climatológicos / superficies control direccional.



**77.720**  
**Gunmetal Grey / Gris Metalizado**

Armour / panels in high-heat areas (engines/jet exhausts) / mechanical components / engines.

Armamento / paneles zona tensión térmica (motor/toberas) / componentes mecánicos / motores.



**77.721**  
**Burnt Iron / Hierro Quemado**

Panels in high-heat areas (engines/jet exhausts) / mechanical components / areas damaged by heat and fire.

Paneles zona tensión térmica (motor/toberas) / componentes mecánicos / zonas dañadas por fuego y altas / temperaturas.



**77.723**  
**Exhaust Manifold / Colector Escape**

Jet engine exhaust (radial/lineal) / panels in high-heat areas (engines/jet exhausts).

Motores explosión (radial/lineal) / paneles / zona tensión térmica (motor/toberas).



**77.724**  
**Silver / Plata**

Exterior coating / mechanical components / engines / parts and aeronautical structures of all types.

Recubrimiento exterior / componentes mecánicos / motores / piezas y estructuras aeronáuticas de todo tipo.



**77.725**  
**Gold / Oro**

Exterior panels / engines and mechanical components / flight instruments and precision equipment / ammunition pods.

Aleación paneles exteriores / motores y componentes mecánicos / instrumentación vuelo y equipos de precisión / vainas munición.



**77.657**  
**Gloss Metal Varnish / Barniz Metal Brillante**

Protective varnish for metallic pigment. Protects colors against wear and aging processes (washes, etc.).

Barniz protector para pigmentos metalizados, protege la pintura de procesos de desgastes (lavados, etc.).



**77.660**  
**Gloss Black Primer / Imprimación Negro Brillante**

Black base primer, improves adherence of Metal Color, applied diluted increases the intensity of the color.

Imprimación base, mejora el agarre de Metal Color y aplicado diluido aumenta la intensidad tonal del color.

# Metal Color Sets

The sets in the Metal Color series contain a selection of water-based metallic colors which have been selected to faithfully reproduce the different metallic finishes of radial or lineal engines, exhausts or panels which are part of most airplanes of any type or era. Starting with aircraft in WWI, which were constructed with a combinations of materials such as wood, metal and fabric up to the most modern fighter airplanes of today.

Los sets de la serie Metal Color contienen una selección de colores metálicos de base agua seleccionados para reproducir fielmente diferentes acabados metalizados como motores radiales o lineales, toberas o panelados que se encuentran en la mayoría de aviones de cualquier tipo y época; desde aviones de la Primera Guerra Mundial que combinan en su fabricación materiales como madera, metal y recubrimiento textil hasta modernos cazas de combate.


Art. 77.601

## Metallic Panel

4 x 32 ml/1.08 fl oz Metal Color

4 Metal Color bottles for painting panels on aircraft. The colors included in the set are used as base colors for most aircraft with a metallic finish, regardless of model or period.

4 botellas de Metal Color para pintar paneles de aviones. Los colores que incluye el set sirven como base para pintar la mayoría de aviones en acabado metálico, de cualquier época y tipo.



Step  
by  
Step  
included

Art. 77.602

## Jet Exhaust

4 x 32 ml/1.08 fl oz Metal Color

4 Metal Color bottles for painting jet engine exhausts. The colors included in the set can be used as a base for painting most of the exhausts of any jet engine.

4 botellas de Metal Color para pintar toberas. Los colores que incluye el set sirven como base para pintar la mayoría de toberas de cualquier motor a reacción.



Step  
by  
Step  
included

Art. 77.603

## Aluminium Dope

4 x 32 ml/1.08 fl oz Metal Color

4 Metal Color bottles for painting aircraft constructed with wood, metal and fabric covering.

4 botellas de Metal Color para pintar aviones que combinan en su fabricación materiales como madera, metal y recubrimiento textil.



Step  
by  
Step  
included


Art. 77.604

## Engine

4 x 32 ml/1.08 fl oz Metal Color

4 Metal Color bottles for painting radial or linear aircraft engines. The colors included in the set can be used as a base for painting most of the radial or linear engines of any period.

4 botellas de Metal Color para pintar motores radiales o lineales de aviones. Los colores que incluye el set sirven como base para pintar la mayoría de motores radiales o lineales de cualquier época.



Step  
by  
Step  
included

# Mecha Color

**Mecha Color, extra resistant colors, especially designed for painting robots, Gundam, Transformer and Gunplas figures**

**Mecha Color, colores extra resistentes formulados para pintar todo tipo de robots, Gundam, Transformers y Gunplas**

**EN** Acrylic colors with a satin finish, extra resistant and impact proof especially designed for airbrushing surfaces exposed to aggressive manipulation. Its innovative formulation guarantees exceptional adherence on even the most difficult surfaces, and offers great resistance to rough handling, impact, friction, scratches, etc. Once dry, the Mecha surface looks the same as the original plastic of the model, while yet the smallest details of the original remain clearly visible. The color range includes primers as well as special varnishes -also with an exclusive formulation- and a series of colors for aging and weathering effects. It is recommended to apply the Mecha colors in several layers on the previously primed surface; a few hours after application the colors will have dried to form a homogenous coating of extraordinary strength and resistance. Mecha Color can be airbrushed directly or diluted with Vallejo Airbrush Thinner or Flow Improver, and the colors can also be applied by brush. The compressor adjustment recommended is 15 - 20 PSI o 0.5 to 1 kg. For best airbrush maintenance we recommend using the Vallejo Airbrush Cleaner. Mecha Color is not flammable, and does not contain solvents.

**Packaging:**

Mecha Color is available in 17 ml/0.57 fl oz bottles (with eyedropper). Mecha Primer and Mecha Varnish are also available in 60 ml/2.02 fl oz and 200 ml/6.76 fl oz bottles (with flip-top and eyedropper).

**ES** Colores acrílicos satinados especialmente formulados para aerografía. Su innovadora formulación garantiza una excelente adherencia sobre todo tipo de robots articulados y gran resistencia a impactos, roces, arañazos etc. Una vez seco su aspecto recuerda al del mismo plástico inyectado respetando el más mínimo detalle presente en el modelo. La gama incluye tanto imprimaciones como barnices de formulación exclusiva y también una serie de colores para efectos de envejecido. Se recomienda aplicarlos sobre una superficie previamente imprimada y aplicar sucesivas capas. Los colores secan rápidamente formando una película homogénea de extraordinaria dureza y resistencia transcurridas unas horas tras su aplicación. Se puede usar directamente o diluido con nuestro Airbrush Thinner o Flow Improver. También se puede usar a pincel. Los ajustes del compresor recomendados para nuestros colores rondan los 15 - 20 PSI o 0.5 a 1 kg. Para un correcto mantenimiento del aerógrafo recomendamos emplear Vallejo Airbrush Cleaner. Mecha Color no es inflamable y no contiene disolventes.

**Presentación:**

Mecha Color está disponible en botellas de 17 ml/0.57 fl oz (con cuentagotas). Mecha Primer y Mecha Varnish también están disponibles en botellas de 60 ml/2.02 fl oz y 200 ml/6.76 fl oz (con tapón bisagra y cuentagotas).



# Mecha Color

							
<b>69.001</b> Pure White	<b>69.002</b> White Grey	<b>69.003</b> Off-White	<b>69.004</b> Yellow	<b>69.005</b> Light Flesh	<b>69.006</b> Pink	<b>69.007</b> Orange	<b>69.008</b> Red
							
<b>69.009</b> SZ Red	<b>69.010</b> Magenta	<b>69.011</b> Dark Red	<b>69.012</b> Purple	<b>69.013</b> Titan Blue	<b>69.014</b> Grey Green	<b>69.015</b> Blue Grey	<b>69.016</b> Light Blue
							
<b>69.017</b> Sky Blue	<b>69.018</b> Deep Blue	<b>69.019</b> Blue	<b>69.020</b> Electric Blue	<b>69.021</b> Dark Blue	<b>69.022</b> Titan Dark Blue	<b>69.023</b> Turquoise	<b>69.024</b> Stone Grey
							
<b>69.025</b> Light Green	<b>69.026</b> Green	<b>69.027</b> Green Blue	<b>69.028</b> Olive Green	<b>69.029</b> Deep Green	<b>69.030</b> Dark Green	<b>69.031</b> Grey Sand	<b>69.032</b> Yellow Ochre
							
<b>69.033</b> Sand Yellow	<b>69.034</b> Brown	<b>69.035</b> Chipping Brown	<b>69.036</b> Light Grey	<b>69.037</b> Grey	<b>69.038</b> Medium Grey	<b>69.039</b> Grey Z	<b>69.040</b> Phantom Grey
							
<b>69.041</b> Dark Grey Green	<b>69.042</b> Pure Black						
<b>Mecha Fluo</b>							
							
<b>69.054</b> Yellow Fluorescent	<b>69.055</b> Orange Fluorescent	<b>69.056</b> Magenta Fluorescent	<b>69.057</b> Green Fluorescent				
<b>Mecha Metals</b>							
							
<b>69.058</b> Gunmetal	<b>69.059</b> Gold	<b>69.060</b> Old Gold	<b>69.061</b> Copper	<b>69.062</b> Bronze	<b>69.063</b> Steel	<b>69.064</b> Light Steel	<b>69.065</b> Dark Steel
							
<b>69.066</b> Metallic Red	<b>69.067</b> Metallic Blue	<b>69.068</b> Metallic Green					
<b>Mecha Primers</b>							
							
<b>70.640</b> White	<b>70.641</b> Grey	<b>70.642</b> Black	<b>70.643</b> Ivory	<b>70.644</b> Sand			
<b>Mecha Weathering</b>							
							
<b>69.505</b> Light Rust Wash	<b>69.507</b> Dark Rust Wash	<b>69.515</b> Light Grey Wash	<b>69.518</b> Black Wash	<b>69.521</b> Oiled Earth Wash	<b>69.522</b> Desert Dust Wash	<b>69.813</b> Oil Stains (Gloss)	<b>69.814</b> Fuel Stains (Gloss)
							
<b>69.817</b> Petrol Spills (Gloss)	<b>69.818</b> Brown Eng. Soot (Matt)	<b>69.821</b> Rust Texture (Matt)					
<b>Mecha Auxiliaries</b>							
							
<b>69.701</b> Mecha Gloss Varnish	<b>69.702</b> Mecha Matt Varnish	<b>69.703</b> Mecha Satin Varnish	<b>71.261</b> Airbrush Thinner	<b>71.262</b> Flow Improver	<b>73.212</b> Decal Softener	<b>73.214</b> Chipping Medium	

# Game Color

Acrylic colors especially formulated for miniature figures in fantasy and wargames

Colores acrílicos formulados especialmente para figuras de fantasía o wargames

**EN** Acrylic colors in a matt and opaque, water-based formula, especially designed for brush-on use. Each color has been meticulously developed in collaboration with model-painters who specialize in fantasy figures and dioramas. The formulation of these colors has been developed taking into account that some of these figures are used in Wargames, Game Color is manufactured with a revolutionary new resin which offers extraordinary resistance to the damage caused by frequent handling. It is recommended to apply Game Color on a previously primed surface. The colors dry rapidly and form a homogenous and self-leveling film while preserving even the smallest detail of a miniature. Game Color presents an extraordinary adherence on all grounds, such as resin, plastic, steel and white metal. Painting tools are cleaned with water. Game Color is not flammable, and does not contain solvents.

## Extra Opaques

16 highly pigmented acrylic colors formulated to provide an especially matt and opaque coating which covers all primers and base colors in one application.

## Washes & Inks

The washes and inks, developed with a new resin, are used for shadows and for the application of colors in layers. When applied over a basecoat, they enter into the folds and grooves of the figure, instantly bringing forth the features and adding shade to recessed areas. They can also be used for weathering. Inks and Washes can be mixed with Game Color colors and mediums.

## Packaging:

Game Color is presented in bottles of 17 ml/0.57 fl oz with eyedropper. This packaging prevents the paint from evaporating and drying in the container, so that it can be used in minimal quantities and preserved for a long time.

**ES** Colores acrílicos mates y opacos de base agua, especialmente formulados para uso a pincel. Cada color ha sido rigurosamente desarrollado en colaboración con modelistas especializados en figuras y dioramas de fantasía. En la formulación de esta gama se ha tenido en cuenta que algunas de las figuras se utilizan en Wargames, y por ello se ha empleado una resina de última generación que ofrece una extraordinaria resistencia a la fricción causada por el movimiento manual de las figuras. Se recomienda aplicarlos sobre una superficie previamente imprimada. Los colores secan rápidamente formando una película homogénea y autonivelante que respeta el más mínimo detalle presente en el modelo. Game Color tiene un comportamiento excepcional sobre todos los soportes, la adherencia de la pintura sobre resina, plástico, acero y metal blanco es extraordinaria. Los utensilios se pueden limpiar con agua. Game Color no es inflamable y no contiene disolventes.

## Extra Opacos

16 colores acrílicos de muy alta pigmentación formulados para conseguir una capa especialmente opaca y mate que cubre todas las imprimaciones y bases en una aplicación.

## Lavados y tintas

Los lavados y tintas han sido formulados con una resina nueva. Se utilizan para sombras y para la aplicación de colores en capa. Aplicándolas sobre una imprimación, entran en los pliegues y surcos de la figura, resaltando instantáneamente su aspecto. También se pueden utilizar para técnicas de envejecido de las figuras. Se pueden mezclar con los colores Game Color y con los Mediums.

## Presentación:

Game Color se presenta en botellas de 17 ml/0.57 fl oz con cuentagotas. Esta presentación evita la evaporación de la pintura y el secado dentro del frasco. Se pueden utilizar cantidades mínimas y conservar el contenido del frasco durante mucho tiempo.





# Game Color

									
<b>72.001</b> Dead White Blanco Calavera	<b>72.002</b> Arctic White Blanco Artico	<b>72.003</b> Pale Flesh Carne Pálida	<b>72.004</b> Elf Skin Tone Piel de Elfos	<b>72.005</b> Moon Yellow Amarillo Lunar	<b>72.006</b> Sun Yellow Amarillo Soleado	<b>72.007</b> Gold Yellow Amarillo Dorado	<b>72.008</b> Orange Fire Naranja Fuego	<b>72.009</b> Hot Orange Naranja Tostado	<b>72.010</b> Bloody Red Rojo Sanguina
									
<b>72.011</b> Gory Red Rojo Visceral	<b>72.012</b> Scarlet Red Rojo Escarlata	<b>72.013</b> Squid Pink Rosa Pulpo	<b>72.014</b> Warlord Purple Púrpura	<b>72.015</b> Hexed Lichen Púrpura Hechicero	<b>72.016</b> Royal Purple Púrpura Real	<b>72.017</b> Dark Blue Azul Oscuro	<b>72.018</b> Stormy Blue Azul Tormenta	<b>72.019</b> Night Blue Azul Negro	<b>72.020</b> Imperial Blue Azul Imperial
									
<b>72.021</b> Magic Blue Azul Mágico	<b>72.022</b> Ultramarine Blue Azul Ultramar	<b>72.023</b> Electric Blue Azul Eléctrico	<b>72.024</b> Turquoise Halcón Milenario	<b>72.025</b> Foul Green Verde Malicioso	<b>72.026</b> Jade Green Verde Jade	<b>72.027</b> Scurvy Green Verde Casposo	<b>72.028</b> Dark Green Verde Oscuro	<b>72.029</b> Sick Green Verde Asqueroso	<b>72.030</b> Goblin Green Verde Goblin
									
<b>72.031</b> Camouflage Green Verde Camuflaje	<b>72.032</b> Scorpy Green Verde Escorpena	<b>72.033</b> Livery Green Verde Bilis	<b>72.034</b> Bone White Blanco Hueso	<b>72.035</b> Dead Flesh Carne Muerta	<b>72.036</b> Bronze Fleshtone Bronceado	<b>72.037</b> Filthy Brown Marrón Podrido	<b>72.038</b> Scrofulous Brown Marrón Escrofuloso	<b>72.039</b> Plague Brown Marrón Peste	<b>72.040</b> Leather Brown Marrón Cuero
									
<b>72.041</b> Dwarf Skin Piel de Enano	<b>72.042</b> Parasite Brown Piel de Parasitos	<b>72.043</b> Beastly Brown Marrón Bichos	<b>72.044</b> Dark Fleshtone Carne Oscura	<b>72.045</b> Charred Brown Marrón Carbonizado	<b>72.046</b> Ghost Grey Gris Fantasma	<b>72.047</b> Wolf Grey Gris Lobo	<b>72.048</b> Sombre Grey Gris Sombra	<b>72.049</b> Stonewall Grey Gris Muralla	<b>72.050</b> Cold Grey Gris Frio
									
<b>72.051</b> Black Negro	<b>72.052</b> Silver Plata	<b>72.053</b> Chainmail Silver Malla de Acero	<b>72.054</b> Gunmetal Gris Metalizado	<b>72.055</b> Polished Gold Dorado Pulido	<b>72.056</b> Glorious Gold Oro Glorioso	<b>72.057</b> Bright Bronze Bronce	<b>72.058</b> Brassy Brass Bronce Pulido	<b>72.059</b> Hammered Copper Cobre Bruñido	<b>72.060</b> Tinny Tin Hojalata
									
<b>72.061</b> Khaki Caqui	<b>72.062</b> Earth Tierra	<b>72.063</b> Desert Yellow Desierto	<b>72.064</b> Yellow Olive Oliva Amarillo	<b>72.065</b> Terracotta Terracota	<b>72.066</b> Tan Carne Marrón	<b>72.067</b> Cayman Green Verde Caiman	<b>72.068</b> Smokey Ink Tinte Humo	<b>72.069</b> Glacier Blue Azul Glaciar	<b>72.070</b> Verdigris Verdín
									
<b>72.071</b> Pale Yellow Amarillo Pálido	<b>72.072</b> Effic Flesh Carne Efficca	<b>72.073</b> Cadmium Skin Piel Cadmio	<b>72.074</b> Rosy Flesh Carne Rosa	<b>72.075</b> Off-White Blanco Sucio	<b>72.076</b> Steel Grey Gris Acero	<b>72.077</b> Fluorescent Yellow Amarillo Fluorescente	<b>72.078</b> Fluorescent Green Verde Fluorescente	<b>72.079</b> Mutation Green Verde Mutante	<b>72.080</b> Scarlet Blood Sangre Escarlata
<b>TINTAS GAME COLOR / GAME COLOR INKS</b>									
									
<b>72.085</b> Yellow Amarillo	<b>72.086</b> Red Rojo	<b>72.087</b> Violet Violeta	<b>72.088</b> Blue Azul	<b>72.089</b> Green Verde	<b>72.090</b> Black Green Verde Negro	<b>72.091</b> Sepia Sepia	<b>72.092</b> Brown Marrón	<b>72.093</b> Skin Wash Piel	<b>72.094</b> Black Negro
<b>COLORES EXTRA OPACOS / EXTRA OPAQUE COLORS</b>									
									
<b>72.140</b> Heavy Skin Tone Piel Denso	<b>72.141</b> Heavy Red Rojo Denso	<b>72.142</b> Heavy Violet Violeta Denso	<b>72.143</b> Heavy Blue Azul Denso	<b>72.144</b> Heavy Blue Grey Gris Azul Denso	<b>72.145</b> Heavy Grey Gris Denso	<b>72.146</b> Heavy Green Verde Denso	<b>72.147</b> Heavy Black Green Verde Negro Denso	<b>72.148</b> Heavy Warm Grey Gris Cálido Denso	<b>72.149</b> Heavy Khaki Caqui Denso
									
<b>72.150</b> Heavy Ochre Ocre Denso	<b>72.151</b> Heavy Gold Brown Marrón Dorado Denso	<b>72.152</b> Heavy Salmon Orange Naranja Salmón Denso	<b>72.153</b> Heavy Brown Marrón Denso	<b>72.154</b> Heavy Sienna Sienna Denso	<b>72.155</b> Heavy Charcoal Gris Carbón Denso	<b>72.130</b> Rotten White Blanco Podrido	<b>72.131</b> Rust Oxido	<b>72.132</b> Fresh Blood Sangre Fresca	<b>72.133</b> Dried Blood Costras
<b>LAVADOS / WASHES</b>									
									
<b>72.134</b> Vomit Vómitos	<b>72.135</b> Verdigris Verdín	<b>72.136</b> Dry Rust Oxido Seco	<b>73.200</b> Sepia Wash Lavado Sepia	<b>73.201</b> Black Wash Lavado Negro	<b>73.202</b> Pale Grey Wash Lavado Gris Pálido	<b>73.203</b> Umber Wash Lavado Sombra	<b>73.204</b> Flesh Wash Lavado Carne	<b>73.205</b> Green Wash Lavado Verde	<b>73.206</b> Red Wash Lavado Rojo
<b>MÉDIUMS Y BARNICES / MEDIUMS AND VARNISHES</b>									
									
<b>73.207</b> Blue Wash Lavado Azul	<b>70.596</b> Glaze Medium Médium Veladuras	<b>70.520</b> Matt Varnish Barniz Mate	<b>70.522</b> Gloss Varnish Barniz Satinado	<b>70.510</b> Gloss Varnish Barniz Brillante	<b>70.524</b> Thinner Diluyente	<b>70.521</b> Metallic Medium Médium Metálico	<b>70.598</b> Crackle Medium Médium Craquelar		

# Game Color Sets

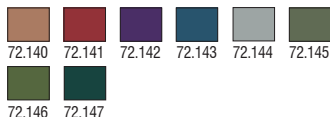
Selection of Game Color sets for painting models and miniatures. Each one of these sets has a specific range of colors for painting figures. Containing bottles in 17 ml/0.57 fl oz and a color chart.

Serie de estuches de colores Game Color para pintar maquetas y miniaturas. Cada uno de los estuches tiene una selección de colores específicos para figuras. Contienen botellas de 17 ml/0.57 fl oz y una carta de colores.

## Game Color Sets 8 colors

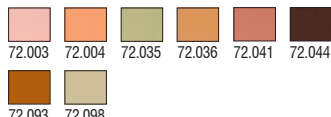
Art. 72.294

Extra Opaque Colors



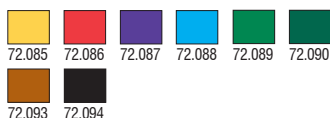
Art. 72.295

Skin Tones




Art. 72.296

Game Inks




Art. 72.300

Elves



Art. 72.303


Metallic Colors



## Game Color Sets 16 colors

Art. 72.299

Introduction




Art. 72.298

Advanced




Art. 72.297

Specialist




Art. 72.291

Leather & Metal



Art. 72.290

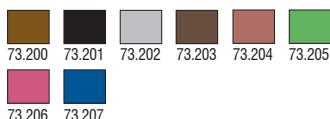
Extra Opaque Colors



## Game Color Wash Sets

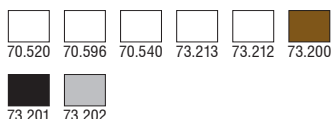
Art. 73.998

Game Color washes



Art. 73.999

Auxiliary Set



## Game Wash - Dipping formula

Developed with a new resin, used for shadows and for the application of colors in layers. They can also be mixed with colors or with mediums. With a wide mouth so that small figures can be quickly dipped and shaded.

Formulados con una nueva resina, se utilizan para crear sombras y aplicaciones de colores por capas. Se pueden mezclar con colores y mediums de Game Color. Disponen de boca ancha para inmersiones rápidas y sombreados de figuras pequeñas.

Packaging:

available in 200 ml/6.76 fl oz pots.

Packaging:

Disponible en frascos de 200 ml/6.76 fl oz.



Art. 73.300  
Sepia  
Sepia

Art. 73.301  
Black  
Negro

# Game Color Series

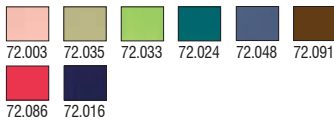
Art. 72.302

## Non Death Chaos

8 x 17 ml/0.57 fl oz Game Color

Non Death Chaos set including step by step by Ángel Giráldez for painting the miniature figures of the ghosts, zombies, monsters, vampires, demons and other malignant creatures of the night.

*El estuche Non Death Chaos contiene paso a paso de Ángel Giráldez para pintar vampiros, fantasmas, zombies, monstruos, demonios y criaturas malignas de la noche.*



Step by Step included

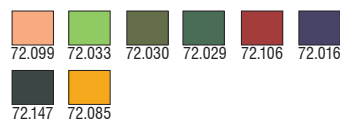
Art. 72.304

## Orcs & Goblins

8 x 17 ml/0.57 fl oz Game Color

The set includes step by step by Angel Giráldez for painting Orc and Goblin skins.

*El estuche contiene paso a paso de Ángel Giráldez para pintar pieles de Orcs y Goblins.*



Step by Step included


Art. 72.212

## Non Metallic Metal

8 x 17 ml/0.57 fl oz Game Color

Game Color set including step by step by Ángel Giráldez to achieve the look of metal (gold & silver) without using metallic colors.

*Estuche de colores acrílicos Game Color con paso a paso de Ángel Giráldez que guiará al modelista en la recreación de efectos de metal (oro y plata) sin utilizar colores metálicos.*



Step by Step included

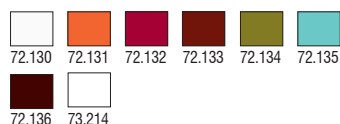
Art. 72.213

## Special Effects

8 x 17 ml/0.57 fl oz Game Color

Game Color set including step by step by Ángel Giráldez to achieve the look of blood, scabs, vomit, rust and verdigris.

*Estuche de colores acrílicos Game Color con paso a paso de Ángel Giráldez que guiará al modelista en la recreación de efectos de sangre, costras, vómitos, óxidos y verdín.*



Step by Step included

Model painted  
by Robert Karlsson



# Game Air

**Acrylic colors for miniature figures in fantasy and wargames, developed especially for airbrush techniques**

**Colores acrílicos para miniaturas de fantasía o wargames, desarrollados especialmente para el aerógrafo**



**EN** Matt acrylic water-based colors, especially formulated for airbrushing. Each color has been meticulously developed in collaboration with model painters who are specialists in fantasy figures and dioramas. Most of the colors in Game Air have their equivalents in Game Color, so that the modeller can combine both formulations and work simultaneously with a brush or an airbrush. Game Air can be used directly or diluted with Vallejo Airbrush Thinner and Flow Improver. It is recommended to apply the colors in several layers on a previously primed surface. The colors preserve the smallest details of the model, they dry very quickly and after a few hours form a homogenous film of extraordinary resistance.

Game Air performs exceptionally well on all surfaces; the adherence of the colors on resin, plastic, steel and white metal is extraordinary. Compressor adjustment for these colors is recommended at 15 - 20 PSI or 0.5 a 1 kg. For best airbrush maintenance we recommend using the Vallejo Airbrush Cleaner. Game Air is not flammable, and does not contain solvents.

**Surface Primers:**

The water-based acrylic-polyurethane primers dry quickly to the touch, and confer a matt, self-leveling base coat of extraordinary resistance. The painting of the model can be continued almost immediately.

**Packaging:**

Game Air is presented in bottles of 17 ml/0.57 fl oz with eyedropper. This packaging prevents the paint from evaporating and drying in the container, so that it can be used in minimal quantities and preserved for a long time.

**ES** Colores acrílicos mates de base agua, especialmente formulados para aerografía. Cada color ha sido rigurosamente desarrollado en colaboración con modelistas especializados en figuras y dioramas de fantasía. La mayoría de los colores de Game Air tienen su equivalencia en Game Color por tanto el modelista puede combinar ambas formulaciones para trabajar simultáneamente con aerógrafo y pincel. Los colores se pueden emplear directamente sobre la superficie, o bien diluidos con nuestro Airbrush Thinner o Flow Improver. Secan rápidamente y es recomendable aplicar sucesivas capas sobre una superficie previamente imprimada. Transcurridas unas horas tras su aplicación el color forma una película de extraordinaria resistencia sin alterar el más mínimo detalle del modelo. Se puede usar con pincel.

Los ajustes recomendados para el uso del compresor rondan los 15 - 20 PSI o 0.5 a 1 kg. Para un correcto mantenimiento del aerógrafo recomendamos emplear Vallejo Airbrush Cleaner. Game Air no es inflamable y no contiene disolventes.

**Imprimaciones:**

Las imprimaciones de acrílico-poliuretano de base agua, secan al tacto muy rápidamente, con un acabado mate y autonivelante y forman una película de extraordinaria dureza, que permite proseguir con el proceso de pintura de inmediato.

**Presentación:**

Game Air se presenta en botellas de 17 ml/0.57 fl oz con cuentagotas. Esta presentación evita la evaporación de la pintura y el secado dentro del frasco. Se pueden utilizar cantidades mínimas y conservar el contenido del frasco durante mucho tiempo.

# Game Air colors

<b>72.701</b> Dead White Blanco Calavera	<b>72.703</b> Pale Flesh Carne Pálida	<b>72.704</b> Elf Skin Tone Piel de Elfos	<b>72.705</b> Moon Yellow Amarillo Lunar	<b>72.706</b> Sun Yellow Amarillo Soleado	<b>72.707</b> Gold Yellow Amarillo Dorado	<b>72.708</b> Orange Fire Naranja Fuego	<b>72.709</b> Hot Orange Naranja Tostado	<b>72.710</b> Bloody Red Rojo Sanguina
<b>72.711</b> Gory Red Rojo Visceral	<b>72.712</b> Scarlet Red Rojo Escarlata	<b>72.713</b> Squid Pink Rosa Pulpo	<b>72.714</b> Warlord Purple Púrpura	<b>72.715</b> Hexed Lichen Púrpura Hechicero	<b>72.720</b> Imperial Blue Azul Imperial	<b>72.721</b> Magic Blue Azul Mágico	<b>72.722</b> Ultramarine Blue Azul Ultramar	<b>72.723</b> Electric Blue Azul Eléctrico
<b>72.728</b> Dark Green Verde Oscuro	<b>72.729</b> Sick Green Verde Asqueroso	<b>72.730</b> Goblin Green Verde Goblin	<b>72.732</b> Scorpy Green Verde Escorpena	<b>72.733</b> Light Livery Green Verde Bilis Claro	<b>72.734</b> Bone White Blanco Hueso	<b>72.735</b> Dead Flesh Carne Muerta	<b>72.736</b> Bronze Fleshtone Bronceado	<b>72.740</b> Leather Brown Marrón Cuero
<b>72.741</b> Dwarf Skin Piel de Enano	<b>72.743</b> Beasty Brown Marrón Bichos	<b>72.744</b> Dark Fleshtone Carne Oscura	<b>72.745</b> Charred Brown Marrón Carbonizado	<b>72.747</b> Wolf Grey Gris Lobo	<b>72.748</b> Sombre Grey Gris Sombra	<b>72.749</b> Stonewall Grey Gris Muralla	<b>72.750</b> Cold Grey Gris Frio	<b>72.751</b> Black Negro
<b>72.752</b> Silver Plata	<b>72.753</b> Chainmail Silver Malla de Acero	<b>72.754</b> Gunmetal Gris Metalizado	<b>72.755</b> Polished Gold Dorado Pulido	<b>72.756</b> Glorious Gold Oro Glorioso	<b>72.757</b> Bright Bronze Bronce	<b>72.758</b> Brassy Brass Bronce Pulido	<b>72.761</b> Khaki Caqui	<b>72.762</b> Earth Tierra
<b>72.763</b> Desert Yellow Desierto	<b>72.769</b> Flesh Carne	<b>72.770</b> Burned Flesh Carne Quemada	<b>72.771</b> Barbarian Flesh Carne Bárbaro	<b>72.772</b> Red Terracotta Rojo Terracota	<b>72.776</b> Alien Purple Púrpura Alienígena			

## IMPRIMACIONES / SURFACE PRIMER

<b>70.600</b> White Blanco	<b>70.601</b> Grey Gris	<b>70.602</b> Black Negro	<b>70.624</b> Pure Red Rojo Puro	<b>70.625</b> Ultramarine Azul Ultramar	<b>70.626</b> Leather Brown Cuero Marrón	<b>70.627</b> Skeleton Bone Hueso Esqueleto	<b>70.628</b> Plate Mail Metal Metal Armadura

## PRODUCTOS AUXILIARES / AUXILIARY PRODUCTS

<b>70.510</b> Gloss Varnish Barniz Brillante	<b>70.520</b> Matt Varnish Barniz Mate	<b>70.522</b> Satin Varnish Barniz Satinado	<b>71.261</b> Airbrush Thinner Diluyente Aerógrafo	<b>73.214</b> Chipping Medium Medio de Desgaste


Art. 72.865

## Game Air Face Painting

8 x 17 ml/0.57 fl oz Game Air

The set contains Game Air airbrush ready colors, four of which have been developed especially for this set, and includes step by step by Ángel Giráldez, showing the process of painting male and female faces.

El set contiene colores Game Air para aerografía, 4 de estos colores están desarrollados especialmente para este set. Incluye paso a paso de Ángel Giráldez, mostrando el proceso para pintar caras masculinas y femeninas.





# Eccentric Colors

Unique colors which behave differently, include The Shifters, fluorescent and metallic colors and other special effects

Colores especiales que actúan de manera diferente, The Shifters, fluorescentes, metalizados y otros efectos especiales



**EN** The upcoming Eccentric color range by Vallejo includes a selection of unique colors which behave differently, and includes The Shifters, fluorescent and new generation metallic colors, as well as other special effect products obtained with singular pigments, providing the modeler with innovative tools to achieve a maximum level of creativity.

## The Shifters

The Shifters, the first selection of ready to use metallic acrylic airbrush colors, the multichromatic pigments used in the formulation of these colors give them a vibrant metallic sparkle, while their glass-like coating acts like a refracting prism. Each flake presents a variety of color depending on the angle of view and incident light; the color shift effect is observable with both high and low-gloss applications and in a wide variety of lighting conditions and is intensified if the colors are applied on a curved surface, while best effects are obtained over a gloss black base color.

## Packaging:

The range is available in bottles of 17 ml/0.57 fl oz with eyedropper.

**ES** Eccentric by Vallejo es una gama de colores especiales, que actúan de una manera diferente. La serie incluye diferentes formulaciones como The Shifters, fluorescentes, metalizados de nueva generación y otros efectos realizados con pigmentos singulares que permiten al modelista alcanzar la máxima creatividad.

## The Shifters

The Shifters es la primera selección de colores acrílicos metalizados para aerografía con la particularidad que los pigmentos multicolors empleados en la formulación confieren a los colores un intenso tono metalizado realizado por unas partículas semejantes a microcristales que actúan como un prisma refractante. El efecto multicolor se observa en función del ángulo o de la iluminación, y se visualiza de forma óptima en aplicaciones sobre soportes curvos imprimados en color negro brillante.

## Presentación:

La gama está disponible en botellas de 17 ml/0.57 fl oz con cuentagotas.

# The Shifters sets

The sets in the The Shifters range contain a selection of water-based acrylic airbrush metallic colors. Depending on the light or angle, color shifts from one shade to another. Shake well, apply in thin layers. Best effects obtained over a gloss black base color.

Los sets de la gama The Shifters contienen una selección de colores acrílicos metalizados para aerografía. En función del ángulo o la luz, el color varía de un tono a otro. Agitar bien y aplicar en capas finas. Los efectos más espectaculares se obtienen sobre un base negro brillante.

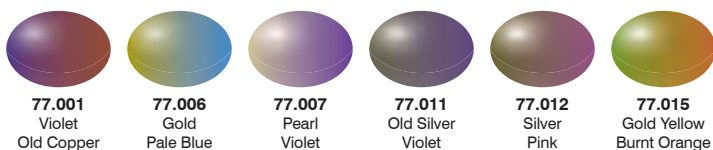
Art. 77.090

## Magic Dust

6 x 17 ml/0.57 fl oz The Shifters

The Magic Dust paint set contains the following high contrast chromatic references.

El set Magic Dust contiene los siguientes colores de alto contraste cromático.



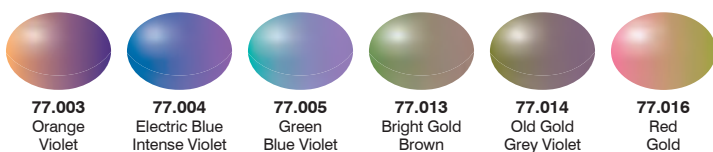
Art. 77.091

## Space Dust

6 x 17 ml/0.57 fl oz The Shifters

The Space Dust paint set contains the following warm shades with subtle chromatic variations.

El set Space Dust contiene los siguientes colores cálidos con sutiles cambios cromáticos.



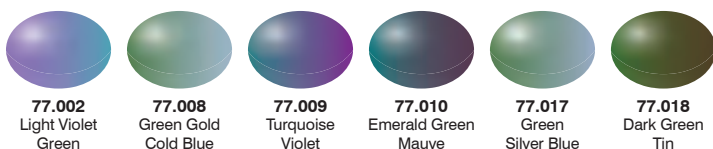
Art. 77.092

## Galaxy Dust

6 x 17 ml/0.57 fl oz The Shifters

The Galaxy Dust paint set contains the following cold shades with subtle chromatic variations.

El set Galaxy Dust contiene los siguientes colores fríos con sutiles cambios cromáticos.





# Weathering Effects

For the realistic reproduction of the effects of time and weather on models and dioramas

Para reproducciones realistas de efectos de tiempo e intemperie sobre miniaturas y dioramas



**EN** The innovative range of Weathering Effects offers the modeller a new medium for depicting the effects of exposure to weather and extreme climates on vehicles and armor. The references of the range are formulated with permanent pigments and water-based acrylic resins, and offer a great variety of scenic possibilities such as the creation of spilled fuel, engine grime, lichen, humidity, crushed grass, mud splashes and fuel stains, each developed to represent a specific effect on vehicles and armor and to show their operative history under harsh conditions. The products can be applied directly on the base, dry rapidly and most of them permit immediate further manipulation with the exception of Thick Mud, which needs a more extended time for drying completely. Tools can be cleaned with water and soap. Weathering Effects is not flammable, and does not contain solvents.

#### Packaging:

Weathering Effects range is available in 40 ml/1.35 fl oz pots. The range of Thick Mud is available in 40 ml/1.35 fl oz and 200 ml/6.76 fl oz pots.

**ES** Weathering Effects es una gama de productos formulados de base agua con la cual el modelista podrá reproducir sobre maquetas y dioramas los efectos de la exposición a los elementos y la naturaleza. Las referencias se han diseñado para representar fielmente los efectos de la naturaleza y su entorno, la suciedad que pueda afectar a vehículos y elementos como vertidos o manchas de combustible; salpicaduras de barro o líquen, cubriendo una roca; humedad y verdín, recubriendo madera; manchas de petróleo en bidones y hierba aplastada por las cadenas de un carro, todavía adherida a sus eslabones. Según nuestra elección, podremos ambientar con realismo un vehículo, integrarlo en el entorno y contar toda una historia sobre su vida operativa. Se puede emplear directamente sobre el soporte. Todos los efectos secan muy rápidamente permitiendo continuar con los siguientes procesos, con la excepción de los barros densos que dependiendo del volumen aplicado requerirán un tiempo de secado más extendido. Los utensilios se pueden limpiar con agua. Weathering Effects no es inflamable y no contiene disolventes.

#### Presentación:

Weathering Effects está disponible en frascos de 40 ml/1.35 fl oz. La gama de Barro Denso está disponible en frascos de 40 ml/1.35 fl oz y 200 ml/6.76 fl oz.



# Splash Mud

When a vehicle drives through muddy terrain, mud splashes are inevitable. The range of Splash Mud has been formulated so that by simply blowing air through the airbrush over a brush loaded with mud, from a short distance from the model and on the specific area, realistic splash effects will be spattered all over the model. Splash Mud can also be applied using a stiff brush or stick. The range includes six different kinds of mud, manufactured with natural pigments and water-based acrylic resins, which dry to a slightly glossy finish, suggesting the humid nature of the products. The product can also be splashed on the model with an airbrush by loading a regular brush with Splash Mud and projecting air against the brush towards the model. Splash Mud is available in 40 ml/1.35 fl oz pots.

*Cuando un vehículo se desplaza sobre terrenos encharcados o con lodo, las salpicaduras son inevitables. La formulación de la serie Splash Mud ofrece al modelista una consistencia perfecta para reproducir estos efectos, aportando detalles de realismo a las maquetas y dioramas. La gama consta de seis referencias que reproducen tonos de barro con un ligero matiz brillante siendo su uso tan simple como proyectar aire con nuestro aerógrafo sobre un pincel cargado con la mezcla, a corta distancia del modelo y sobre la zona que queremos trabajar, lo cual generará interesantes efectos de salpicaduras sobre la maqueta de gran realismo. Puede usarse también proyectándolo con la ayuda de un pincel de fibras duras y la ayuda de un pañillo. Splash Mud está disponible en frascos de 40 ml/1.35 fl oz.*



## Art. 73.801

### European Splash Mud Salpicaduras Barro Europeo

A dark brown color most commonly observed in central European terrain and humid areas of the Mediterranean countries. Most of the non alkaline grounds present this color.

*Tono marrón oscuro, con el matiz más común observado en terrenos de Europa central y zonas mediterráneas húmedas. La mayoría de terrenos no alcalinos presentan este aspecto.*



## Art. 73.802

### Russian Splash Mud Salpicaduras Barro Ruso

A familiar shade known as Black Earth, very fertile soil, especially dark and dense, found in Eastern Europe, Ukraine and Southern Russia.

*Un matiz bien conocido, especialmente oscuro observado en terrenos fértiles y llamado "Tierra Negra" en los países del este de Europa, Ucrania y sur de Rusia.*



## Art. 73.803

### Industrial Splash Mud Salpicaduras Barro Industrial

The color of grayish mud, native to urban environments where the presence of human activity, industrial construction and decay, has caused this particular shade of sludge.

*Tono de barro grisáceo, propio de entornos urbanos, donde la actividad humana y sus construcciones, las ruinas o zonas destruidas generan ese matiz que sugiere presencia humana, suciedad y actividad industrial.*




## Art. 73.804

### Light Brown Splash Mud Salpicaduras Barro Marrón Claro

The color of mud on alkaline lands, found in dry climates of desert and Mediterranean areas which, due to their sandy nature, easily absorb the humidity.

*Tono de lodo generado sobre terrenos alcalinos, de matices arenosos y que absorben la humedad con facilidad, propio de entornos secos, desérticos o mediterráneos.*



## Art. 73.805

### Brown Splash Mud Salpicaduras Barro Marrón

Dark colored mud, typical of fertile clay terrain where humidity is retained during long seasonal periods, found mostly in Mediterranean lands and the West of Europe.

*Tono oscuro, propio de zonas arcillosas y fértiles que retienen la humedad durante mucho tiempo en largos periodos estacionales, en zonas Mediterráneas y del oeste de Europa.*




## Art. 73.806

### Black Splash Mud Salpicaduras Barro Negro

Very dark color, found in earth which is very rich in vegetal substratum, similar to peat, as in wooded and humid areas in North of Europe.

*Tono muy oscuro propio de terrenos muy ricos en sustrato vegetal, similar a la turba, como es habitual en zonas boscosas, húmedas y del norte de Europa.*



# Thick Mud

The range consists of 6 products with a thick and heavy consistency and a slightly glossy finish, ideal for reproducing terrain on vignettes or dioramas, as well as for texture on the wheels of a car or truck, the lower part of vehicles, and accumulations of mud on the tank tracks. The remains of vegetation included in some of the references provide an especially realistic texture to the final aspect of the model. Thick Mud is available in 40 ml/1.35 fl oz and 200 ml/6.76 fl oz pots.

La gama consta de 6 referencias de consistencia espesa y densa, con un ligero matiz brillante ideal para reproducir terrenos sobre viñetas o dioramas así como para texturizar los bajos de un vehículo y sus ruedas, o bien las cadenas de un blindado y las acumulaciones de barro sobre el tren de rodaje. Los restos de vegetación incluidos en alguna referencia aportan un especial realismo a la textura del mismo y a su aspecto final. Thick Mud está disponible en frascos de 40 ml/1.35 fl oz y 200 ml/6.76 fl oz.



**Art. 73.807**  
**European Mud**  
*Barro Europeo*

A dark brown color with traces of vegetation, most commonly observed in central European terrain & humid areas of the Mediterranean countries. Most of the non alkaline grounds present this aspect. European Mud is also available in 200 ml/6.76 fl oz (Art. 26.807).

*Tono marrón oscuro que incluye trazas de vegetación con el matiz más común de los terrenos de Europa central y zonas mediterráneas húmedas. La mayoría de terrenos no alcalinos presentan este aspecto. Barro Europeo también está disponible en 200 ml/6.76 fl oz (Art. 26.807).*



**Art. 73.808**  
**Russian Mud**  
*Barro Ruso*

A familiar shade known as Black Earth, especially dark and dense, found in the very fertile soil of Eastern Europe, the Ukraine and southern Russia. Russian Mud contains traces of vegetation which add a special density and realistic texture. Russian Mud is also available in 200 ml/6.76 fl oz (Art. 26.808).

*Un matiz bien conocido, observado en terrenos especialmente fértiles y llamado "Tierra Negra" en los países del este de Europa. Es especialmente oscuro y denso y contiene trazas de vegetación. Barro Ruso también está disponible en 200 ml/6.76 fl oz (Art. 26.808).*



**Art. 73.809**  
**Industrial Mud**  
*Barro Industrial*

The color of grayish mud, native to urban environments, where the presence of human activity, industrial construction, ruins and decay, have caused this particular shade of sludge. Industrial Mud is also available in 200 ml/6.76 fl oz (Art. 26.809).

*Tono de barro grisáceo, propio de entornos urbanos, donde la actividad humana y sus construcciones, las ruinas o zonas destruidas generan este matiz que sugiere presencia humana, suciedad y actividad industrial. Barro Industrial también está disponible en 200 ml/6.76 fl oz (Art. 26.809).*



**Art. 73.810**  
**Light Brown Mud**  
*Barro Marrón Claro*

The color of mud occurring on alkaline lands, in dry climates of desert and Mediterranean areas, which due to their sandy nature easily absorb humidity. Light Brown Mud is also available in 200 ml/6.76 fl oz (Art. 26.810).

*Tono de lodo generado sobre terrenos alcalinos, de matices arenosos que absorben la humedad con facilidad, propio de entornos secos, desérticos o mediterráneos. Barro Marrón Claro también está disponible en 200 ml/6.76 fl oz (Art. 26.810).*



**Art. 73.811**  
**Brown Mud**  
*Barro Marrón*

Dark colored mud, typical of fertile clay lands where humidity is retained during long seasonal periods, found mostly in Mediterranean areas and the West of Europe. Brown Mud is also available in 200 ml/6.76 fl oz (Art. 26.811).

*Tono oscuro, propio de tierras arcillosas y fértiles que retienen la humedad durante mucho tiempo y largos periodos estacionales, en zonas del Mediterráneo y del oeste de Europa. Barro Marrón también está disponible en 200 ml/6.76 fl oz (Art. 26.811).*



**Art. 73.812**  
**Black Mud**  
*Barro Negro*

Very dark color, found in earth which is very rich in vegetal substratum, similar to peat, as in wooded and humid areas in North of Europe. Black Mud is also available in 200 ml/6.76 fl oz (Art. 26.812).

*Tono muy oscuro propio de terrenos muy ricos en sustrato vegetal, similar a la turba, como es habitual observar en zonas boscosas y húmedas del norte de Europa. Barro Negro también está disponible en 200 ml/6.76 fl oz (Art. 26.812).*



# Engine Effects

A vehicle with an engine has many moving parts -the transmission, wheels and axis, tracks and hinges- all of them mechanisms subject to traction and movement which have to be lubricated to function correctly. In addition, the internal combustion engine needs fuel, and dust accumulates, while dirt forms a part of this mechanical and dynamic context. The range of Engine Effects offers the modeller a series of references to reproduce the fuel stains, the spilled oil (leaving a trail of drops on the vehicle panels and in the dust of the road), the marks left by the oil drums on the floor of the truck, the dirt accumulated in the engine compartment, all these to enhance the realistic aspect of the model. Engine Effects is available in 40 ml/1.35 fl oz pots.

Los motores tienen muchas partes móviles (ruedas, ejes, trenes de rodaje y bisagras) sometidas a tracción y desplazamientos que deben ser lubricados para su correcto uso y funcionamiento. Además, un motor a combustión interna precisa de carburante y el polvo y la suciedad se acumulan sobre el mismo formando parte de ese contexto mecánico y dinámico. La gama Engine Effects ofrece al modelista una serie de referencias para reproducir las manchas de combustible, el aceite derramado (dejando un rastro de gotas sobre las planchas del carro o en el polvo del camino), las marcas en la caja del camión de los bidones cargados de petróleo y la suciedad acumulada en el compartimento motor, para aportar el toque de realismo adecuado al modelo. Engine Effects está disponible en frascos de 40 ml/1.35 fl oz.



## Art. 73.813

### Oil Stains

#### Manchas de Aceite

Oil stains are common around engines, hinges and all the moving parts of vehicles. The shiny look of the stains give the model a realistic aspect. Oil Stains is applied in the shape of spatters, drips or traces in specific areas.

Las manchas de lubricantes se encuentran en los motores y alrededor de los elementos móviles de los vehículos. Su tono y su acabado brillante procuran un acabado realista al modelo. Se aplica en forma de salpicaduras, goterones o trazas en zonas determinadas.



## Art. 73.814

### Fuel Stains

#### Manchas de Combustible

In combat, the refueling of tanks and trucks took place in the field, and the crews used pails, funnels, sections of hose for the job. The fuel was spilled all over, leaving characteristic traces on the vehicles.

En combate, las reposiciones de combustible se efectuaron en el campo de batalla utilizando cubos, embudos improvisados y secciones de manguera. El combustible se derramaba sin remedio dejando rastros de manchas.



## Art. 73.815

### Engine Grime

#### Suciedad de Motor

On the surfaces of the engine block, inside the engine compartments and even in areas where rests of fuel and oil accumulate, dust and dirt create a grayish layer of dust on the vehicle surface.

Sobre las superficies de un bloque motor, en su compartimento o incluso en zonas donde se han acumulado restos de carburante o aceite se acumula una suciedad mezcla del polvo de un matiz grisáceo.



## Art. 73.816

### Diesel Stains

#### Manchas de Diesel

The stains of gasoline and diesel oil do not have the same color: Diesel Stains reproduces the exact orange shade of this fuel, the streaks, traces and splashes caused by refueling with diesel in the field are perfectly represented.

Las manchas de carburante tipo gasolina no tienen el mismo matiz que los de gasoil. Con Diesel Stains se reproduce el tono anaranjado y transparente del gasoil representando los rastros y trazas en los vehículos.



## Art. 73.817

### Petrol Spills

#### Salpicaduras de Petróleo

Reproduces the blue-black shade of intensity observed in heavy oils, lubricants, on barrels in a truck bed and round marks left by barrels on the ground, left by flame throwers and combat vehicles.

Reproduce el matiz negro azulado que podemos observar en lubricantes y aceites pesados sobre bidones en la caja de carga de un camión, los rastros circulares en el suelo, las manchas grasientas en el expulsor de los lanzallamas, tanto de infantería como en los carros de combate.



## Art. 73.818

### Brown Engine Soot

#### Hollín de Motor

Brown Soot, a combination of dirt, rests of engine oils and dust, accumulates on engine bulkheads, on compartment walls, on the wheel housings of trains and underneath the carter and crankshafts.

Matiz marrón, resultado de suciedad acumulada, restos de lubricante y polvo, observado sobre los mamparos de motor, las paredes de sus compartimentos y los bajos de los camiones y vagones de tren.



# Environment Effects

A series of references formulated to recreate the effects of the elements on vehicles, armour, constructions and terrain. Environment Effects includes grass crushed under the wheels or tracks of a tank, the remains of dirt streaking the windows of a vehicle, the humidity, the appearance of moss and lichen on stones, rust and snow, and vegetation crushed and mixed in mud on the roads of the front. The elements of nature and the effects of weather are recreated in this range to provide the modeller with the environmental setting in a quick, easy and realistic way. Environment Effects is available in 40 ml/1.35 fl oz pots. Snow is also available in 200 ml/6.76 fl oz.

Una serie de referencias diseñadas para recrear los efectos de los elementos sobre vehículos, armamento, construcciones y terrenos. Environment Effects incluye la hierba aplastada por unas ruedas o las cadenas de un carro de combate, las señales de suciedad arrastrada por la lluvia sobre los cristales de un vehículo, la humedad, el verdín y los líquenes que la piedra o la madera muestran en su superficie, hasta nieve, óxido o vegetación mezclada con el barro de un camino al Frente. La naturaleza y sus elementos, las consecuencias de la intemperie, quedan recreadas con esta gama para facilitar al modelista ambiental de forma sencilla, fácil y realista. Environment Effects está disponible en frascos de 40 ml/1.35 fl oz. Nieve también está disponible en frascos de 200 ml/6.76 fl oz.



**Art. 73.819**

**Rain Marks**

*Marcas de Lluvia*

Rain carries dust and dirt over surfaces, leaving streaks on vehicles and objects, while the dust, displaced by humidity, accumulates in the joints and chinks of the model.

*La lluvia arrastra el polvo y la suciedad de forma que ésta deja rastros sobre las superficies de vehículos y objetos, en forma de depósitos en hendeduras o relieves.*



**Art. 73.820**

**Snow**

*Nieve*

Snow is an ideal texture, coating surfaces evenly or in heaped mounds, with scale & proportion suitable for all scenarios, accumulated on vehicle tracks, on a cart, on the sides of the road or the roof of a cottage. Snow is also available in 200 ml/6.76 fl oz (Art. 26.820).

*Nieve es una textura ideal, tiene un efecto de escala y matices adecuada a cualquier viñeta, acumulada sobre las cadenas de un carro, en los márgenes de un camino o cubriendo el techo de un cobertizo o barracón. Nieve también está disponible en 200 ml/6.76 fl oz (Art. 26.808).*



**Art. 73.821**

**Rust Texture**

*Texturas de Óxido*

Rust Texture reproduces a rough orange coating, the dry, flaked aspect of rusted vehicles, burned out cars, oxidized metal surfaces in vignettes or dioramas. Apply by brush and airbrush, needle size 0.4 and high pressure.

*Reproduce los tonos anaranjados y el aspecto áspero de un vehículo quemado y abandonado, un techo metálico o un coche en un desguace. Se aplica a pincel o aerógrafo con aguja de 0.4 y presión alta.*



**Art. 73.822**

**Slimy Grime Dark**

*Suciedad Húmeda Oscura*

Humidity generates slime and verdigris on wood, tree trunks, rocks and stone walls, moorings and pilings, in different colors, depending on the humidity. Slimy Grime Dark recreates the darkest shade, a black green.

*La humedad genera moho y verdín sobre madera, cortezas de árboles, rocas y muros, embarcaderos y postes sumergidos, con variaciones de tono. Slimy Grime Dark recrea el tono más oscuro, un matiz verde negro.*



**Art. 73.823**

**Slimy Grime Light**

*Suciedad Húmeda Clara*

The effects of humidity create textures of greenish mould and slime even on areas exposed to the sun. The lighter shade of Grime is perfect combined with Slimy Grime Dark to recreate streaking from light to dark.

*Los efectos de humedad crean texturas de limo y moho incluso en zonas expuestas al sol. El matiz más claro de Grime es ideal combinado con Slimy Grime Dark para reproducir una progresión de tonos de claro a oscuro.*



**Art. 73.824**

**Streaking Grime**

*Rastros de Suciedad*

Streaking Grime achieves the effect of light dust suspended in the air or blown by the wind to accumulate into the ridges of vertical surfaces on vehicles and buildings.

*Con Streaking Grime se consigue el efecto de polvo en suspensión o desplazado por el viento, depositado como una patina de tono neutro, acumulado alrededor de hendeduras en superficies verticales, en vehículos o construcciones.*



# Environment Effects

## Art. 73.825

### Crushed Grass *Hierba Aplastada*

Crushed Grass contains traces of vegetation and reproduces the grass sticking to the wheels and tracks of vehicles, and, in dioramas, crushed and flattened by the passage of heavy armour.

*Hierba Aplastada contiene trazas de vegetación y reproduce el efecto de la hierba aplastada por el paso de los vehículos, en las cadenas de un tanque o el terreno de dioramas.*



## Art. 73.826

### Mud and Grass *Barro y Hierba*

Mud and Grass Effect contains crushed vegetation, reproduces the texture of grass and mud compacted on the tracks of tanks and the wheels of armoured vehicles.

*Mud and Grass Effect reproduce la textura que resulta del tránsito de los vehículos sobre hierba y barro. Contiene trazas de vegetación aplastada. Se aplica sobre ruedas o cadenas de los vehículos de combate y sobre dioramas.*



## Art. 73.827

### Moss and Lichen Effects *Efectos de Musgo y Líquen*

Reproduces the weathered effect, the yellow green colors and textures of lichen on stones and walls, caused by the elements. Apply with a brush or dab on with a sponge to reproduce the mottled aspect of the fungus.

*Este producto reproduce el color y la textura moteada de líquen generado sobre piedras y muros. Se aplica con un pincel fino, o bien usando una pieza de esponja para reproducir el moteado.*



## Art. 73.828

### Wet Effects *Efectos de Humedad*

Wet Effects is an all purpose weathering product, formulated to reproduce the humid aspect on models and dioramas. Can be combined with other weathering effects to increase the impression of humidity and wet weather.

*Wet Effects reproduce el aspecto de humedad sobre maquetas y dioramas. Se puede combinar con otros efectos de la gama para incrementar la sensación de humedad.*



Model painted  
by Todd Michalak



# Diorama Effects

Earth, mud, water and ground textures for the realistic reproduction of the environment

Tierra, barro, agua y texturas de terreno para reproducir con realismo entornos naturales

**EN** The placement of a model in a diorama or vignette gives it a reality, a background and a history, an added dimension and a reason for the humidity, the traces of mud, of the dry sand of the desert or the dark earth of the wooded landscapes of central Europe. The range of Diorama Effects offers the modeller everything needed for the reproduction of a terrain, with effects of sandy and dusty roads, or snow, mud and water, all of which add to the realism of the setting and relate the model to its environment. Diorama Effects is not flammable, and does not contain solvents.

**Packaging:**

The range is available in 200 ml/6.76 fl oz pots.



**ES** Situar una maqueta en un diorama, una viñeta, supone conceder a nuestro modelo o figura un escenario, una realidad y un entorno físico que dará una dimensión de ubicación, una razón a la humedad o al barro, la arena reseca de un desierto o la tierra oscura de las zonas boscosas del centro de Europa. La gama de Diorama Effects facilita al modelista los medios para reproducir terrenos, efectos de nieve, barro y agua que aportaran mayor realismo a su maqueta. Diorama Effects no es inflamable y no contiene disolventes.

**Presentación:**

La gama está disponible en tarros de 200 ml/6.76 fl oz.

# Water Textures

## Art. 26.230 Still Water Aguas Tranquilas

A crystal clear liquid which levels itself, even on irregular surfaces, to reproduce the effect of transparent still water. Apply in several fine layers of no more than 3 mm thickness to prevent cracks or bubbles in the drying process. Still Water is also available in 35 ml/1.18 fl oz (Art. 26.235).

*Producto líquido cristalino, que se extiende y autonivela incluso sobre superficies irregulares para reproducir el efecto de agua tranquila. Es aconsejable aplicarlo en finas capas de no más de 3 mm, evitando así grietas o burbujas en el proceso de secado. Aguas Tranquilas también está disponible en 35 ml/1.18 fl oz (Art. 26.235).*



## Art. 26.201 Transparent Water Agua Transparente

Transparent gel, perfect for the reproduction of moving shallow waters, or shaping waves and peaks. Transparent Water dries to a transparent and glossy finish in about 24 hours, depending on the thickness of the application. Transparent Water is also available in 35 ml/1.18 fl oz (Art. 26.591).

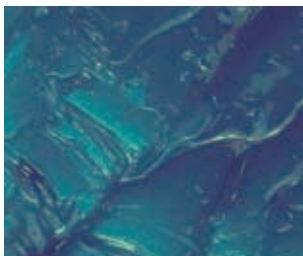
*Gel transparente, especialmente indicado para reproducir aguas poco profundas en movimiento y modelar olas y crestas. Seca en unas 24 horas, dependiendo del volumen de la aplicación, formando una película transparente y brillante. Agua Transparente también está disponible en 35 ml/1.18 fl oz (Art. 26.591).*



## Art. 26.202 Mediterranean Blue Azul Mediterráneo

Dense blue gel, of a color similar to the Mediterranean Sea. Due to the translucent nature of the product, it is recommended to apply it on a base previously painted with a darker color to enhance the effect of depth. The gel dries in approx. 24 hours, depending on the thickness of the application.


*Gel denso azul, de matiz similar a las aguas del Mediterráneo. Debido a la naturaleza translúcida del producto se recomienda aplicarlo sobre una base pintada previamente con un color más oscuro para realzar el efecto de profundidad. Seca en unas 24 horas, dependiendo del volumen de la aplicación.*



## Art. 26.203 Pacific Blue Azul Pacífico

Dense blue gel, of a similar color to the Pacific Ocean. Due to the translucent nature of the product, it is recommended to apply it on a base previously painted with a darker color to enhance the effect of depth. The gel dries in approximately 24 hours, depending on the thickness of the application.

*Gel denso azul, de matiz similar a las aguas del Pacífico. Debido a la naturaleza translúcida del producto se recomienda aplicarlo sobre una base pintada previamente con un color más oscuro para realzar el efecto de profundidad. Seca en unas 24 horas, dependiendo del grosor de la aplicación.*



## Art. 26.204 Atlantic Blue Azul Atlántico

Dense blue gel, of a similar color to the Atlantic Ocean. Due to the translucent nature of the product, it is recommended to apply it on a base previously painted with a darker color to enhance the effect of depth. The gel dries in approximately 24 hours, depending on the thickness of the application.


*Gel denso azul, de matiz similar a las aguas del océano Atlántico. Debido a la naturaleza translúcida del producto se recomienda aplicarlo sobre una base pintada previamente con un color más oscuro para realzar el efecto de profundidad. Seca en unas 24 horas, dependiendo del grosor de la aplicación.*



## Art. 26.231 Foam Espuma

A heavy, extra opaque white acrylic, which can be applied directly from the bottle, has been formulated for simulating raised crests on waves. The product can be sculpted with a palette knife or dry-brushed to form whirls & wakes on the surface of tinted Water gels. Dries quickly to a hard, white surface. Foam is available in 32 ml/1.08 fl oz bottles.

*Espuma acrílica blanco denso y opaco. Se puede aplicar directamente del frasco para formar crestas de olas y modelar con espátula para formar remolinos y estelas de espuma. Sobre aguas ya pigmentadas se recomienda emplear la técnica de pincel seco. Seca rápidamente para formar una superficie blanca y dura. Espuma está disponible en botellas de 32 ml/1.08 fl oz.*




# Thick Mud Textures

**Art. 26.807**  
**European Mud**  
*Barro Europeo*

A dark brown color with traces of vegetation, most commonly observed in central European terrain and humid areas of the Mediterranean countries. Most of the non alkaline grounds present this color.


*Tono marrón oscuro que incluye trazas de vegetación con el matiz más común observado en terrenos de Europa central y zonas mediterráneas húmedas. La mayoría de terrenos no alcalinos presentan este aspecto.*



**Art. 26.808**  
**Russian Mud**  
*Barro Ruso*

A familiar shade known as Black Earth, especially dark and dense, found in the very fertile soil of Eastern Europe, the Ukraine and Southern Russia. Russian Mud contains traces of vegetation which add a special density and realistic texture.

*Un matiz especialmente oscuro y denso que incluye trazas de vegetación para aportar mayor realismo. Se localiza en terrenos especialmente fértiles del sur de Rusia y es conocido como "tierra negra" en Ucrania.*



**Art. 26.809**  
**Industrial Mud**  
*Barro Industrial*

The color of grayish mud, native to urban environments, where the presence of human activity, industrial construction, ruins and decay have caused this particular shade of sludge.

*Tono de barro grisáceo, propio de entornos urbanos, donde la actividad humana y sus construcciones, las ruinas o zonas destruidas generan este matiz que sugiere presencia humana, suciedad y actividad industrial.*



**Art. 26.810**  
**Light Brown Mud**  
*Barro Marrón Claro*

The color of mud occurring on alkaline lands, in dry climates of desert and Mediterranean areas, which due to their sandy nature easily absorb humidity.

*Tono de lodo generado sobre terrenos alcalinos, de matices arenosos que absorben la humedad con facilidad, propio de entornos secos, desérticos o mediterráneos.*



**Art. 26.811**  
**Brown Mud**  
*Barro Marrón*

Dark colored mud, typical of fertile clay lands where humidity is retained during long seasonal periods, found mostly in Mediterranean areas and the East of Europe.

*Tono oscuro, propio de tierras arcillosas y fértiles que retienen la humedad durante mucho tiempo y largos períodos estacionales, en zonas del Mediterráneo y del oeste de Europa.*



**Art. 26.812**  
**Black Mud**  
*Barro Negro*

Very dark color, seen in earth similar to peat, which is very rich in vegetal substratum, such as found in wooded and humid areas in the North of Europe.

*Tono muy oscuro propio de terrenos muy ricos en sustrato vegetal, similar a la turba, como es habitual observar en zonas boscosas y húmedas del norte de Europa.*





# Ground Textures

## Art. 26.211 White Stone

### Pasta Piedra Blanca

Finely textured smooth white marble paste. Once dry, surface can be carved and sanded. The product can be used as mortar and filler on constructions and joints.

*Textura fina y lisa de color blanco. Una vez seco se puede tallar y lijar, y se puede emplear como masilla sobre edificaciones, o como mortero y relleno de uniones entre piezas.*



## Art. 26.212 Rough White Pumice

### Piedra Pómez Blanca

Heavy paste of resin, titanium white and natural pumice, with a rough white finish, for surface building and irregular terrain, reliefs and peak.

*Pasta espesa de resina, blanco de titanio y piedra pómez natural, con un acabado áspero blanco. Apto para crear superficies y terrenos irregulares, relieves y picos.*



## Art. 26.213 Rough Grey Pumice

### Piedra Pómez Gruesa

Heavy paste of resin and natural pumice stone, with a rough grey finish, for surface building and irregular terrain, reliefs and peaks.

*Pasta espesa de resina y piedra pómez natural, con un acabado áspero gris, para crear superficies y terrenos irregulares, relieves y picos.*



## Art. 26.215 Grey Sand

### Arena Gris

Grey rough texture to reproduce the coarse terrain of dunes and rocks in arid climates. The texture is also ideal for creating surfaces of rusted metal. Grey Sand is also available in 35 ml/1.18 fl oz (Art. 26.232).

*Pasta espesa con acabado gris áspero para reproducir entornos con dunas y relieves propios de climas áridos. Su textura es también idónea para crear superficies de metal oxidado. Arena Gris también está disponible en 35 ml/1.18 fl oz (Art. 26.232).*



## Art. 26.820 Snow

### Nieve

Snow reproduces the glittery look of this element, and is an ideal medium to work with, easily coating all surfaces, evenly or in heaped mounds. The product dries in 24 hours, and further coats can be applied for more volume.

*La nieve reproduce el efecto de brillo de dicho elemento así como una textura ideal para trabajarla aplicada sobre superficies o acumulaciones. Seca en 24 horas pudiendo añadir más capas para recrear efectos de volumen.*



## Art. 73.189 Mud & Puddles

### Barro y Charcos

2 x 35 ml/1.18 fl oz Diorama Effects  
+ 2 x 40 ml/1.35 fl oz Weathering Effects

A selection of 4 textures for the effects of wet Mud & Puddles on models and dioramas.

*Selección de 4 texturas para crear efectos de barro húmedo y charcos en maquetas y dioramas.*

Step  
by  
Step  
included




# Earth Textures

**Art. 26.214**

**Black Lava-Asphalt**  
*Lava Negra*

Black Lava has a thick and dense consistency, appropriate for volcanic grounds and for asphalt on roads and construction sites.

*Textura de matiz negro intenso y de consistencia espesa y densa. Aplicado con una espátula reproduce el aspecto de asfalto en carreteras y tierra volcánica.*



**Art. 26.217**

**Desert Sand**  
*Arena Desierto*

A sand-colored, gritty acrylic paste of medium viscosity for grounds of beaches and deserts.

*Producto de un matiz marrón claro, de consistencia media, que reproduce texturas de arena como playas o desiertos.*




**Art. 26.218**

**Dark Earth**  
*Tierra Oscura*

Dark Earth, the color of humid grounds, has a thick and dense consistency, appropriate for the reproduction of ground textures on diorama and vignette bases.

*De matiz oscuro propio de zonas húmedas y de consistencia espesa y densa, apropiado para reproducir texturas de tierra sobre bases de dioramas o viñetas.*



**Art. 26.219**

**Brown Earth**  
*Tierra Marrón*

Brown Earth, the color of clay grounds, has a thick and dense consistency, appropriate for the reproduction of ground textures on diorama and vignette bases.

*Una textura de matiz marrón propio de zonas arcillosas, de consistencia espesa y densa, para reproducir texturas de tierra, sobre bases de dioramas o viñetas.*



# Pigments

Pigments are used for weathering and ageing the finish of vehicles, armour, fortifications and structures

Los pigmentos se utilizan para envejecer y simular desgastes en los vehículos, blindajes, defensas y estructuras de las maquetas

**EN** A selection of natural earth and synthetic pigments which have been chosen for their permanence, their excellent light fastness, and for the extra fine milling of their particles, which facilitates the mixtures and their application on models and dioramas. The range of pigments includes a series of colors selected for representing the wear and erosion caused by the conditions of hard use and exposure on vehicles and buildings, to reproduce the dust caked on the tracks of the tanks, the rust on the armour and the wide range of effects caused by the climate and geographic conditions of deployment. Pigments can be applied in their dry form, directly by brush on the model, since they have excellent adherence; they can also be fixed in place with Thinner when used to portray dry mud or accumulated dust. With Pigment Binder, the pigments can be used to create volumes, such as accumulated dirt and mud. Painting tools are cleaned with water. Vallejo Pigments are not flammable.

#### Packaging:

Vallejo Pigments are available in 35 ml/1.18 fl oz pots (weight from 17-39 grams, depending on the pigment) with a childproof top.

**ES** Nuestra gama de pigmentos es una selección de tierras naturales y pigmentos sintéticos elegidos en función de su permanencia y resistencia a la luz. Los pigmentos se utilizan habitualmente para simular desgastes en todo tipo de vehículos. Los desgastes son de tipo operativo o climático y mediante el empleo de los pigmentos podemos representar múltiples efectos, como simular el polvo adherido en las cadenas y orugas de los blindados, o oxidaciones en la estructura de los blindados. La gama ha sido seleccionada por expertos modelistas con el fin de proporcionar todos los tonos necesarios para representar diferentes condiciones climáticas y geográficas en los terrenos de un diorama o de una maqueta. Los pigmentos pueden aplicarse de varias formas, aplicados a pincel sobre el modelo; en seco, pues sus características de adherencia son óptimas; fijados con Thinner, para representar barro reseco o polvo acumulado, y utilizando Pigment Binder, en el caso que el modelista desee crear un efecto de cierto volumen, como barro acumulado. Los utensilios se pueden limpiar con agua. Vallejo Pigments no es inflamable.

#### Presentación:

Vallejo Pigments está disponible en tarros de 35 ml/1.18 fl oz (aprox. 17-39 gramos según pigmento) con cierre de seguridad.



# Pigment Colors

**73.101**  
Titanium White  
Blanco Titanio



**73.102**  
Light Yellow Ochre  
Ocre Amarillo Claro



**73.103**  
Dark Yellow Ochre  
Ocre Amarillo Oscuro



**73.104**  
Light Sienna  
Sienna Claro



**73.105**  
Natural Sienna  
Sienna Natural



**73.106**  
Burnt Sienna  
Sienna Calcinado



**73.107**  
Dark Red Ochre  
Ocre Rojo Oscuro



**73.108**  
Brown Iron Oxide  
Marrón Óxido de Hierro



**73.109**  
Natural Umber  
Sombra Natural



**73.110**  
Burnt Umber  
Sombra Calcinada



**73.111**  
Green Earth  
Tierra Verde



**73.112**  
Chrome Oxide Green  
Verde Óxido de Cromo



**73.113**  
Light Slate Grey  
Pizarra Claro



**73.114**  
Dark Slate Grey  
Pizarra Oscuro



**73.115**  
Natural Iron Oxide  
Óxido Negro Natural



**73.116**  
Carbon Black (Smoke Black)  
Negro Carbón (Humo)



**73.117**  
Rust  
Óxido



**73.118**  
New Rust  
Óxido Reciente



**73.119**  
European Earth  
Tierra Europea



**73.120**  
Old Rust  
Óxido Antiguo



**73.121**  
Desert Dust  
Polvo Desierto



**73.122**  
Faded Olive Green  
Verde Oliva Desgastado



**73.123**  
Dark Steel  
Acero Oscuro



**26.233 (35 ml/1.18 fl oz)**

## Pigment Binder

*Fijador de pigmentos*

Water-based acrylic binder for pigments. Dries slowly to a matt finish and allows more time to manipulate pigment.  
*Fijador acrílico para pigmentos de base agua. De secado lento y acabado mate. Proporciona más tiempo para manipular el pigmento.*



# Pigment sets

Collection of 5 pigment sets for painting models and miniatures. Each one of these sets has a selection of 4 colors to create special effects on figures, models and dioramas.

*Colección de 5 estuches de pigmentos para pintar maquetas y miniaturas. Cada uno de los estuches tiene una selección de pigmentos para la creación de efectos especiales en figuras, maquetas y dioramas.*

**Art. 73.190**


## Dust & Dirt Polvo y Suciedad

4 x 35 ml/1.18 fl oz Pigments

Step  
by  
Step  
included

The pigment set includes a step by step guide by Chema Cabrero to assist in creating the effects of Dust & Dirt on models and dioramas.

*Este set incluye un paso a paso realizado por Chema Cabrero sobre como lograr los efectos de polvo y suciedad en maquetas y dioramas.*



**Art. 73.191**


## Mud & Sand Barro y Arena

4 x 35 ml/1.18 fl oz Pigments

Step  
by  
Step  
included

The pigment set includes a step by step guide by Chema Cabrero to assist in creating the effects of mud and sand on models and dioramas. This set replaces earlier version (ref. 73.197).

*Este set incluye un paso a paso realizado por Chema Cabrero sobre como lograr los efectos de barro y arena en maquetas y dioramas.*



**Art. 73.192**


## Stone & Cement Piedra y Cemento

4 x 35 ml/1.18 fl oz Pigments

Step  
by  
Step  
included

The pigment set includes a step by step guide by Chema Cabrero to assist in creating the effects of stone and cement on models and dioramas. This set replaces earlier version (ref. 73.198).

*Este set incluye un paso a paso realizado por Chema Cabrero sobre como lograr los efectos de piedra y cemento en maquetas y dioramas.*



**Art. 73.193**


## Soot & Ashes Hollín y Cenizas

4 x 35 ml/1.18 fl oz Pigments

Step  
by  
Step  
included

The pigment set includes a step by step guide by Chema Cabrero to assist in creating the effects of soot and ashes on models and dioramas. This set replaces earlier version (ref. 73.199).

*Este set incluye un paso a paso realizado por Chema Cabrero sobre como lograr los efectos de hollín y cenizas en maquetas y dioramas.*



**Art. 73.194**

## Rust & Corrosion Óxido y Corrosión

4 x 35 ml/1.18 fl oz Pigments

Step  
by  
Step  
included

The pigment set includes a step by step guide by Chema Cabrero to assist in creating the effects of rust and corrosion on models and dioramas. This set replaces earlier version (ref. 73.196).

*Este set incluye un paso a paso realizado por Chema Cabrero sobre como lograr los efectos de oxidación y corrosión en maquetas y dioramas.*





# Model Wash

**Model Wash is the perfect product for reproducing the weathering of surfaces exposed to harsh climatic conditions**

**Model Wash es el producto perfecto para reproducir los desgastes de las superficies expuestas a condiciones climáticas extremas**



**EN** Model Wash is a range of liquid colors created with a unique water-based formula. The product provides the model painter with new techniques for rendering the processes of ageing and exposure to the elements. The range contains colors with a matt finish and of high capillarity, formulated to bring forth the minute details of the panels of the model and the contrasts produced by the wear and accumulated grime caused by operative and weather exposure. The versatility of Model Wash makes the product equally useful for a quick shading as for the creation of caked dust and dirt around the details of the model, such as rivets and panel lines. The washes are also used as a filter, applied in a uniform manner on the model to modify the base color. Model Wash can be applied by brush and airbrush and dries very quickly, after around 20 minutes the painting or weathering process can continue. Painting tools are cleaned with water. Model Wash is not flammable, and does not contain solvents.

**Tip:** Model Wash diluted with water or Airbrush Thinner is frequently used as a filter.

**Packaging:**

Available in 35 ml/1.18 fl oz bottles with a flip-top/eyedropper closure.


**ES** Model Wash, lavados formulados de base agua y acabado mate. Ofrece al modelista una nueva interpretación de los procesos de envejecimiento. Un lavado es un color muy diluido, de gran capilaridad, que se emplea para resaltar los detalles y paneles de las maquetas con la finalidad de crear un contraste habitualmente producido por el desgaste y la suciedad de origen climático u operativo. La versatilidad de los Model Wash permite su uso en forma de lavado puntual, para recrear efectos de sombra y suciedad alrededor de detalles como remaches o líneas de paneles. Se puede emplear a modo de filtro, aplicado de forma uniforme sobre una parte del modelo, para variar el matiz de fondo. Model Wash seca muy rápido y permite continuar con los procesos de pintura o envejecido transcurridos unos 20 minutos tras su aplicación. Se puede usar a pincel o a aerógrafo. Los utensilios se pueden limpiar con agua. Model Wash no es inflamable y no contiene disolventes.

**Consejo:** Model Wash diluido con agua o Airbrush Thinner se puede utilizar como un filtro.

**Presentación:**

Disponible en botellas de 35 ml/1.18 fl oz con tapón bisagra y cuenta-gotas.

# Model Wash Colors



## 76.501 White / Blanco

Recommended for winter, cold scenes or models painted in white.  
Recomendado para escenarios de invierno, fríos y vehículos pintados en blanco.



## 76.503 Dark Yellow / Amarillo Oscuro

For yellow models and light colors. Also very suitable for all camouflages and natural scenes with vegetation, rivers and lakes.  
Para maquetas pintadas en amarillo y colores claros. También es apto para camuflajes y escenarios naturales.



## 76.505 Light Rust / Óxido Claro

For rust effects and winter, cold scenes and decay or abandoned vehicles, metallic structures or all kind of metallic parts.  
Para efectos de oxidación y para escenarios de invierno, deterioro en vehículos y todo tipo de partes metálicas.



## 76.506 Rust / Óxido

For rust effects and winter, cold scenes and decay or abandoned vehicles, metallic structures or all kind of metallic parts.  
Para efectos de oxidación y para escenarios de invierno, deterioro en vehículos y todo tipo de partes metálicas.



## 76.507 Dark Rust / Óxido Oscuro

For rust effects and winter, cold scenes and decay or abandoned vehicles, metallic structures or all kind of metallic parts.  
Para efectos de oxidación y para escenarios de invierno, deterioro en vehículos y todo tipo de partes metálicas.



## 76.512 Dark Green / Verde Oscuro

For all models painted in green. Also perfect for camouflage colors and natural scenes with vegetation, rivers and lakes.  
Para maquetas pintadas en verde. También es apto para camuflajes y escenarios naturales con vegetación, ríos y lagos.



## 76.513 Brown / Marrón

For models painted in light or sand colors, ideal for application on tank tracks and pin washes.  
Para modelos pintados en colores claros y tonos arena. Idóneo para orugas de tanques y para pequeños detalles ("pin wash").



## 76.514 Dark Brown / Marrón Oscuro

For models painted in light or sand colors, ideal for application on tank tracks and pin washes.  
Para modelos pintados en colores claros y tonos arena. Idóneo para orugas de tanques y para pequeños detalles ("pin wash").



## 76.515 Light Grey / Gris Claro

For models painted in grey and dark colors; they are also perfect for rain marks and pin washes.  
Para modelos pintados en gris y colores oscuros, perfectos para marcas de lluvia y para pequeños detalles ("pin wash").



## 76.516 Off-Grey / Gris Desgastado

For models painted in grey and dark colors; also perfect for rain marks and pin washes.  
Para modelos pintados en gris y colores oscuros, perfectos para marcas de lluvia y para pequeños detalles ("pin wash").



## 76.517 Dark Grey / Gris Oscuro

For models painted in grey and dark colors; also perfect for rain marks and pin washes.  
Para modelos pintados en gris y colores oscuros, perfecto para marcas de lluvia y para pequeños detalles ("pin wash").



## 76.518 Black / Negro

For ultra dark washes and pin washes in the most recessed areas or parts.  
Para colores muy oscuros y pequeños detalles en las juntas y remaches de la maqueta.




## 76.519 Olive Green / Verde Oliva

Recommended for adding shadows around rivets or recessed details on vehicles painted in Olive Green or faded Pale Green.  
Para añadir sombras alrededor de remaches o detalles hendidos sobre vehículos pintados en Verde Oliva o Verde Claro desgastado.



## 76.520 Dark Khaki Green / Verde Caqui Oscuro

Used to produce depth effects and natural shadows on vehicles painted with a khaki base color or light camouflage tones.  
Para reproducir efectos de profundidad y sombreado natural sobre vehículos con base caqui o camuflajes de tonos claros.



## 76.521 Oiled Earth / Tierra Engrasada

Reproduces the effects of accumulated dirt when oil, grease & fuel are combined with caked dust on vehicles, wheels and other moving parts.  
Para efectos de suciedad acumulada sobre los vehículos al mezclarse aceite, grasa o carburante con el polvo seco, tanto sobre ruedas como partes móviles.



## 76.522 Desert Dust / Tierra Desierto

Represents the natural accumulation of dust on vehicles painted with light or dark colors, especially in dry and desert climates.  
Para vehículos localizados en ambientes secos y desérticos, tanto de tonos claros como oscuros en su pintura de base, representando su acumulación natural.



## 76.523 European Dust / Tierra Europea

Recommended for all types of vehicles; the wash represents the most common tones of dust in central and eastern Europe.  
Recomendado para todo tipo de vehículos ubicados en el Teatro Europeo de Operaciones, representando el tono más común del centro y oeste de Europa.



## 76.524 Blue Grey / Gris Azulado

Wash indicated for vehicles with a Panzer Grey base color, as well as all vehicles with a similar grey base.  
Recomendado para vehículos de base Panzer Grey así como todo tipo de vehículos de base similar.

## Chipping Medium Medium de Desgaste

Water-based Medium to create flaked paint, scratches, and rust chips. Can be applied with airbrush or brush to create chipping effects with water-based acrylic colors.

*Medium acrílico para la creación de roces, desgastes y desconchados. Se aplica con aerógrafo o pincel para crear efectos de desconchados con colores acrílicos.*

**Packaging:**  
73.214: 17 ml/0.57 fl oz.  
76.550: 35 ml/1.18 fl oz.





# Surface Primer

Primers for a tough and very resistant finish, formulated with acrylic polyurethane resin in a water-based formula

Imprimación de gran resistencia y dureza, formulada con resina de poliuretano de base agua



**EN** Surface Primer is available in a range of basic shades most frequently employed to prepare the surface of the model or miniature before starting the painting process. Primers can be applied on all surfaces, resin, PVC, brass, white metal or wood. The primer preserves even the smallest detail of a model, and improves the adherence of the colors applied on the base. It is recommended to apply the Primer in various layers; the product dries rapidly and forms a homogenous film of extraordinary strength and resistance within a few hours after its application. Surface Primer can be used directly or diluted with Airbrush Thinner or Flow Improver. The recommended compressor settings are around 15-20 PSI or 0.5 to 1 kg. For best maintenance of the airbrush, it is recommended to use Airbrush Cleaner. Surface Primer is not flammable, and does not contain solvents.

#### Packaging:

Available in 17 ml/0.57 fl oz bottles (with eyedropper) and in larger sizes of 60 ml/2.02 fl oz and 200 ml/6.76 fl oz (with flip-top and eyedropper).

**ES** Imprimaciones acrílicas mates especialmente formuladas para aerografía. La imprimación es la primera capa de color que se aplica sobre la maqueta con la finalidad de preparar la superficie para los procesos de pintura posteriores. Surface Primer no oculta los detalles de la maqueta y se puede aplicar sobre diversas superficies como resina, pvc, latón, metal blanco o madera. Con el fin de garantizar una excelente adherencia es necesario aplicarlo sobre una superficie previamente "desengrasada", por tanto es recomendable lavar la maqueta o la figura antes de imprimarla con la finalidad de retirar los restos de sustancias desmoldeantes. Las imprimaciones se aplican por capas de forma sucesiva, y secan rápidamente formando una película homogénea de extraordinaria dureza y resistencia transcurridas unas horas tras su aplicación. Se pueden usar directamente o diluido con nuestro Airbrush Thinner o Flow Improver. Los ajustes del compresor recomendados para nuestros colores rondan los 15 - 20 PSI o 0.5 a 1 kg. Para un correcto mantenimiento del aerógrafo recomendamos emplear Airbrush Cleaner. Surface Primer no es inflamable y no contiene disolventes.

#### Presentación:

Disponible en botellas de 17 ml/0.57 fl oz (con cuentagotas), y botellas de 60 ml/2.02 fl oz y 200 ml/6.76 fl oz (con tapón bisagra y cuentagotas).



# Surface Primers



**73.600**  
White  
Blanco



**73.601**  
Grey  
Gris



**73.602**  
Black  
Negro



**73.603**  
German Panzer Grey  
Dunkelgrau RAL7021

RAL7021



**73.604**  
German Dark Yellow  
Dunkelgelb RAL7028

RAL7028



**73.605**  
German Red Brown  
Rotbraun RAL8012

RAL8012



**73.606**  
German Green Brown  
Gelbbraun RAL8000

RAL8000



**73.607**  
UK Bronze Green  
Verde Bronce UK



**73.608**  
USA Olive Drab  
Verde Oliva USA

FS34087



**73.609**  
Russian Green 4BO  
Verde Ruso 4BO



**73.610**  
Parched Grass (Late)  
IJA-Kare-Kusa-IRO



**73.611**  
Earth Green (Early)  
IJA Tsuchi-Kusa-IRO



**73.612**  
NATO Green  
Verde OTAN

FS34094



**73.613**  
Desert Tan  
Arena Desierto



**73.614**  
IDF Israeli Sand Grey (61-73)  
IDF Gris Arena Israeli




**73.615**  
USN Light Ghost Grey  
USN Gris Claro


FS36375



**77.660**  
Gloss Black Primer  
Imprimación Negro Brillante



**71.361**  
Airbrush Thinner  
Diluyente Aerógrafo



ACRYLIC COLORS FOR MODELS & MINIATURES

# Hobby Paint

**Spray paint for metal, plastic and resin miniatures. The easiest & quickest way to get your Army fully painted and ready for battle**

**Pintura en spray para miniaturas de metal, plástico y resina. La manera más fácil y rápida de tener tu ejército listo para la batalla**

**EN** The perfect combination of base coat and highly pigmented color, developed for use on all metal, plastic and resin models and miniatures. Our new original and unique spray formula leaves a perfect matt and self-levelling finish, designed to respect and bring forth even the finest details of the models and miniatures. The Hobby Paint assortment includes 3 basic colors, 19 fantasy shades, 5 WWII AFV and 4 WWII infantry colors. The colors are a perfect match to the equivalent shades available in our Game and Model Color ranges, so both painting techniques can be combined. Each Hobby Paint shows the original color applied on the colored ring around the top and is equipped with 2 different nozzles; one with a low discharge flow, especially recommended for fine lines and small details, and the other with a medium discharge flow, recommended for thicker lines and for covering larger surfaces; the low-pressure valve allows for excellent spray control. The range is complemented with 3 different varnishes: gloss, matt and satin, recommended for providing extra protection when handling your figures and to give them an overall uniform appearance.

#### Packaging:

The range is available in a 400 ml/9,31 oz/264 g can.



**ES** Perfecta combinación de color base y color con alta concentración de pigmento para aplicar sobre miniaturas de metal, plástico o resina, con un perfecto acabado mate autonivelante. Nuestra original y exclusiva fórmula está diseñada específicamente con el objetivo de respetar y resaltar hasta el mínimo detalle de las maquetas y miniaturas. El surtido de la gama Hobby Paint incluye 3 colores para aplicar como capa base, 19 para fantasía, 5 para vehículos blindados y 4 para la infantería de la Segunda Guerra Mundial. Toda la gama está diseñada para que exista una perfecta equivalencia con su color correspondiente de las gamas Game Color o Model Color, de manera que se puedan combinar ambas técnicas de pintura. Cada spray incorpora un anillo de plástico (pintado con el mismo color del spray) para una correcta identificación del mismo, así como 2 difusores: una válvula de salida reducida, especialmente recomendada para líneas finas y pintura de detalles, y otra de salida media, especialmente recomendada para pintar líneas más gruesas y superficies de mayor tamaño. Las válvulas de baja presión permiten un excelente control del flujo del spray. La gama se complementa con 3 opciones de barniz: brillante, mate y satinado, que proporcionan una protección adicional contra el desgaste al manipular las miniaturas, así como un acabado general uniforme.

#### Presentación:

La gama está disponible en spray de 400 ml/9,31 oz/264 g.

## Fantasy Colors

**28.013**  
Bone White  
Blanco Hueso



**28.014**  
Leather Brown  
Marrón Cuero



**28.015**  
Desert Yellow  
Amarillo Desierto



**28.016**  
Scarlet Red  
Rojo Escarlata



**28.017**  
Ultramarine Blue  
Azul Ultramar



**28.018**  
Sun Yellow  
Amarillo Soleado



**28.019**  
Beasty Brown  
Marrón Bichos



**28.020**  
Wolf Grey  
Gris Lobo



**28.021**  
Silver  
Plata



**28.022**  
Dead Flesh  
Carne Muerta




**28.023**  
Bloody Red  
Rojo Sanguina



**28.024**  
Pale Flesh  
Carne Pálida



**28.025**  
Alien Purple  
Púrpura Alienígena



**28.026**  
Dark Green  
Verde Oscuro



**28.027**  
Goblin Green  
Verde Goblin



**28.028**  
Sick Green  
Verde Asqueroso



**28.029**  
Gory Red  
Rojo Visceral



**28.030**  
Magic Blue  
Azul Mágico



## AFV Colors

**28.031**  
Gunmetal  
Gris Metalizado



**28.001**  
Panzer Yellow  
Dunkelgelb



**28.002**  
Panzer Grey  
Dunkelgrau



**28.003**  
Russian Green 4BO  
Camuflaje Verde Oliva



**28.004**  
UK Bronze Green  
Verde Bronce



**28.005**  
US Olive Drab  
US Verde Oliva



## Infantry Colors

**28.006**  
German Field Grey  
Feldgrau



**28.007**  
Russian Uniform  
Uniforme Ruso



**28.008**  
English Uniform  
Uniforme Inglés



**28.009**  
US Khaki  
US Marrón Caqui



## Basic Colors

**28.010**  
White  
Blanco



**28.011**  
Grey  
Gris



## Varnishes

**28.012**  
Black  
Negro



**28.530**  
Gloss Varnish  
Barniz Brillante



**28.531**  
Matt Varnish  
Barniz Mate



**28.532**  
Satin Varnish  
Barniz Satinado



x2

different nozzles  
boquillas diferentes

### Black Skinny Cap

Low discharge flow. Especially recommended for fine lines and small details.  
*Bajo flujo de descarga. Especialmente recomendado para líneas finas y pequeños detalles.*

### White Pocket Cap

Medium discharge flow. Medium line. Recommended for thicker lines and covering larger surfaces.  
*Flujo de descarga medio. Línea media. Recomendada para líneas más gruesas y que cubren superficies más grandes.*



# Premium RC Color

**Acrylic airbrush colors. Suitable for all surfaces, especially for metals, fiberglass, polyethylene, clear Lexan<sup>a</sup> polycarbonate, slot car and RC bodies**

**Pintura acrílica para aerógrafo. Para todas superficies, especialmente para metales, fibra de vidrio, polietileno, polycarbonato Lexan, Slot y carrocerías RC**



**EN** Premium is a range of acrylic colors specifically designed for airbrushing and for optimum adherence on surfaces such as fiberglass, polyethylene, polycarbonate, metal and Lexan. Premium has been formulated with permanent pigments and a new, extremely resistant hybrid resin of acrylic-polyurethane. The Premium range contains matt and opaque, transparent, metallic, and fluorescent colors and includes specific varnishes and auxiliary products. Premium is especially recommended for painting motorcycle helmets, fuel tanks, surfboards and similar surfaces exposed to hard wear, and resists impacts and cracking as well as direct exposure to heat. The Premium colors resist fuel residue proof (as used in RC) of up to at least 35% Nitro. It is recommended to apply Premium in successive layers on previously primed surfaces. A few hours after application, the Premium colors will form a homogenous film of extraordinary strength and resistance. The recommended compressor settings are around 15-20 PSI, o 0.5 to 1 kg. To obtain especially resistant protection, a final (2K) urethane varnish is recommended (applied by aerosol or airbrush). Painting tools can be cleaned with water. Premium Color is not flammable, and does not contain solvents.

**Packaging:**

Available in flip-top bottles of 60 ml/2.02 fl oz and 200 ml/6.76 fl oz. 31 colors in flip-top bottles of 200 ml/6.76 fl oz.

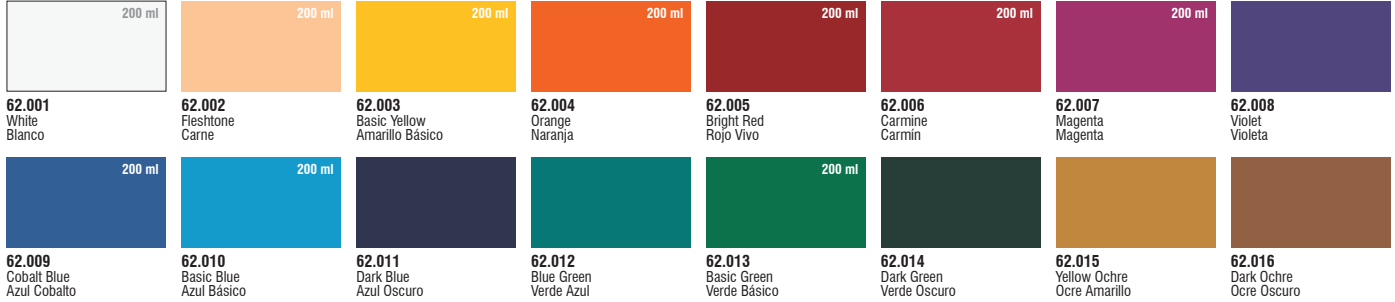
**ES** Colores acrílicos especialmente formulados para aerografía, con una óptima adherencia sobre superficies como fibra de vidrio, polietileno, polycarbonato, metal y Lexan. Premium ha sido elaborado con pigmentos permanentes y una nueva resina híbrida acrílico-poliuretánica de gran resistencia. La gama Premium está formada por colores mates y opacos, transparentes, metalizados, fluorescentes y auxiliares específicos de la línea. Premium está especialmente indicado para pintar cascos, depósitos de motos, tablas de surf y otras superficies expuestas a grandes desgastes, y resiste impactos y agrietamientos, así como la exposición directa al calor. Los colores Premium permanecen inalterables a mezclas de combustible empleadas en R/C (hasta 35% nitro). Se recomienda aplicar Premium en sucesivas capas sobre superficies previamente imprimadas; se puede aplicar directamente o diluido con el AV Premium Reducer. Los colores forman una película homogénea de extraordinaria dureza y resistencia transcurridas unas horas tras su aplicación. Los ajustes del compresor recomendados rondan los 15-20 PSI o 0.5 a 1 kg. Para una protección especialmente resistente se recomienda un barniz final uretánico (2K). Los utensilios se pueden limpiar con agua. Premium Color no es inflamable y no contiene disolventes.

**Presentación:**


Disponible en botellas de 60 ml/2.02 fl oz, con tapón bisagra. 31 colores en 200 ml/6.76 fl oz, con tapón bisagra.

# Premium RC Colors


## Opaque Colors / Colores Opacos



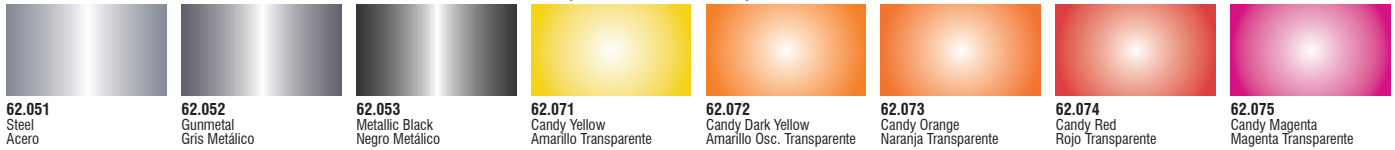
## Fluorescent Colors / Colores Fluorescentes



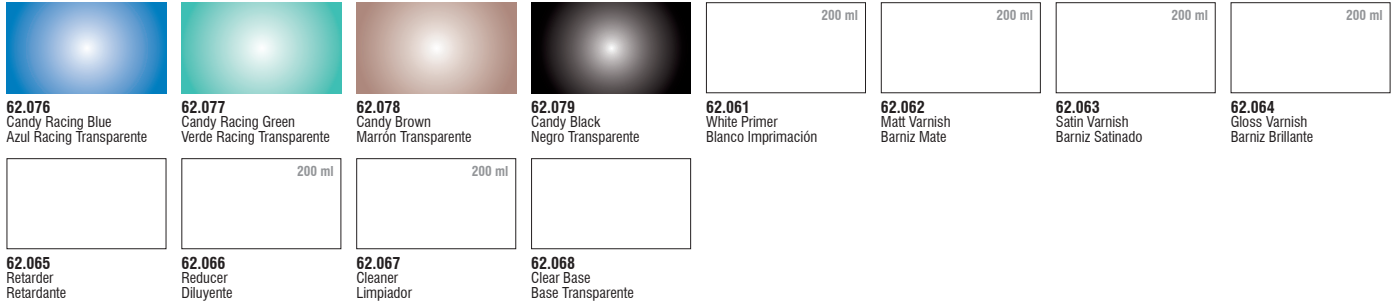
## Pearl & Metallic / Nacarados y Metalizados



## Candy Colors / Colores Transparents



## Auxiliary Products / Productos Auxiliares



# Premium RC Color Sets

Collection of 4 Premium Color sets. Each one of these sets has a different selection of colors, and contains 5 bottles of 60 ml/2.02 fl oz (with flip-top).

*Colección de 4 estuches de Premium Color. Cada uno de los estuches tiene una selección de colores primarios y contiene 5 botellas de 60 ml/2.02 fl oz (con tapón bisagra).*



### Art. 62.101 Opaque Basics



### Art. 62.102 Fluorescent Colors



### Art. 62.103 Metallic Colors




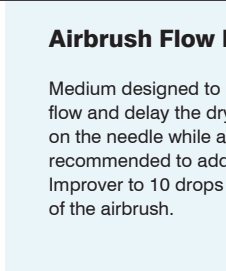
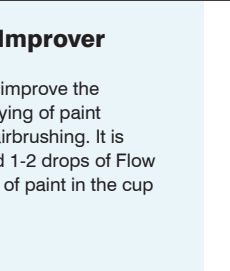
### Art. 62.104 Candy Colors



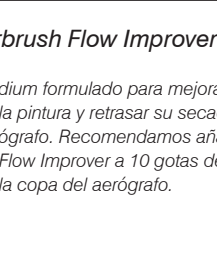
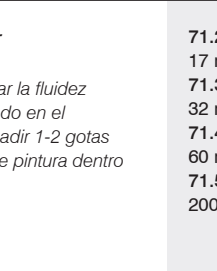
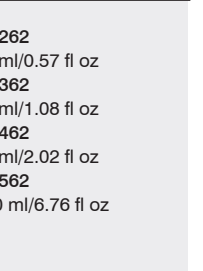
# Auxiliary Products

## Airbrush Mediums

Packaging:  
Presentación:

	<p><b>Airbrush Flow Improver</b></p> <p>Medium designed to improve the flow and delay the drying of paint on the needle while airbrushing. It is recommended to add 1-2 drops of Flow Improver to 10 drops of paint in the cup of the airbrush.</p>	<p><i>Airbrush Flow Improver</i></p> <p><i>Médiu formulado para mejorar la fluidez de la pintura y retrasar su secado en el aerógrafo. Recomendamos añadir 1-2 gotas de Flow Improver a 10 gotas de pintura dentro de la copa del aerógrafo.</i></p>	<p>71.262 17 ml/0.57 fl oz 71.362 32 ml/1.08 fl oz 71.462 60 ml/2.02 fl oz 71.562 200 ml/6.76 fl oz</p>
	<p><b>Airbrush Cleaner</b></p> <p>An indispensable product for cleaning the airbrush. It not only eliminates rests of the color used, but at the same time lubricates the interior of the airbrush without damaging the mechanism.</p>	<p><i>Limpiador Aerógrafo</i></p> <p><i>Imprescindible para la limpieza del aerógrafo. Elimina restos del color y lubrica los mecanismos del aerógrafo sin deteriorarlos.</i></p>	<p>71.099 85 ml/2.87 fl oz 71.199 200 ml/6.76 fl oz</p>
	<p><b>Airbrush Thinner</b></p> <p>Thinner is used to extend the colors, increase fluidity and delay their drying time. It does not alter the properties of the colors. We recommend the addition of a few drops of Thinner to the colors while airbrushing.</p>	<p><i>Diluyente Aerógrafo</i></p> <p><i>Diluye el color sin perder las cualidades de adhesión, dureza y consistencia. Aumenta la fluidez y transparencia de la pintura y retrasa el secado de la misma. Se recomienda añadir algunas gotas de Diluyente durante el aerografiado</i></p>	<p>71.261 17 ml/0.57 fl oz 71.061 32 ml/1.08 fl oz 71.361 60 ml/2.02 fl oz 71.161 200 ml/6.76 fl oz</p>



## Mediums

	<p><b>Thinner Medium</b></p> <p>Thinner used to extend the colors, increase fluidity and delay their drying time. It does not alter the properties of the colors.</p>	<p><i>Diluyente</i></p> <p><i>Diluye el color sin perder las cualidades de adhesión, dureza y consistencia. Aumenta la fluidez y transparencia de la pintura.</i></p>	<p>70.524 17 ml/0.57 fl oz 73.524 60 ml/2.02 fl oz</p>
	<p><b>Matt Medium</b></p> <p>Extends the colors, increases their fluidity and transparency, and softens the blending of brush strokes. It heightens the flexibility of the colors, and their adhesion to the surface. Does not yellow or change tonality of the color. Can also be used as a binder for dry pigment.</p>	<p><i>Medium Mate</i></p> <p><i>Mezclado con los colores aumenta su fluidez y transparencia, facilita difuminar las pinceladas, mejora la flexibilidad y su adhesión al soporte. No amarillea ni cambia de tonalidad. También se puede utilizar para mezclar con pigmentos.</i></p>	<p>70.540 17 ml/0.57 fl oz 73.540 60 ml/2.02 fl oz</p>
	<p><b>Gloss Medium</b></p> <p>Extends the colors, increases their fluidity and transparency, and softens the blending of brush strokes. It heightens the flexibility of the colors, and their adhesion to the surface. Does not yellow or change tonality of the color. Can also be used as a binder for dry pigment.</p>	<p><i>Medium Brillante</i></p> <p><i>Mezclado con los colores aumenta su fluidez y transparencia, facilita difuminar las pinceladas, mejora la flexibilidad y su adhesión al soporte. No amarillea ni cambia de tonalidad. También puede ser utilizado para mezclar con pigmentos en polvo.</i></p>	<p>70.470 17 ml/0.57 fl oz 73.470 60 ml/2.02 fl oz</p>

# Auxiliary Products

## Mediums

Packaging:  
Presentación:

	<p><b>Metal Medium</b></p> <p>An acrylic medium formulated with mica, can be mixed with acrylic colors to create an iridescent lustre or applied by itself for a silvery iridescent effect.</p>	<p><i>Medium Metálico</i></p> <p><i>Medium acrílico con mica, se puede mezclar con los colores para crear reflejos nacarados o utilizar sólo para conseguir efectos plateados e iridiscuentes.</i></p>	<p>70.521 17 ml/0.57 fl oz</p>
	<p><b>Retarder Medium</b></p> <p>Delays drying time of colors. Mix a few drops with the color or dip the brush into retarder on the palette. Colors will not change their consistency. Useful for "wet on wet" techniques and to stop the top layer of paint from drying.</p>	<p><i>Retardante de Secado</i></p> <p><i>Retrasa el tiempo de secado de los colores. Se emplea mezclando unas gotas con los colores, o bien, humedeciendo el pincel con el mismo. También es útil para técnicas de "mojado sobre mojado" y para evitar el secado de la capa superficial de la pintura. Los colores no cambian su consistencia.</i></p>	<p>70.597 17 ml/0.57 fl oz 73.597 60 ml/2.02 fl oz</p>
	<p><b>Glaze Medium</b></p> <p>A colorless glaze, used to mix with acrylic colors; improves fluidity, increases transparency, and slows drying time. Ideal for shadows, shadings, glazes and working with pigments.</p>	<p><i>Medium Veladuras</i></p> <p><i>Patina incolora que se emplea para veladuras de secado lento, también se emplea en técnicas que requieren un tiempo de secado retrasado. Ideal para efectos con pigmentos.</i></p>	<p>70.596 17 ml/0.57 fl oz 73.596 60 ml/2.02 fl oz</p>
	<p><b>Pigment Binder</b></p> <p>Water-based acrylic binder for pigments. Dries slowly, allows more time to manipulate pigment. Matt finish.</p>	<p><i>Fijador de Pigmentos</i></p> <p><i>Fijador para pigmentos de base agua y secado lento. Proporciona más tiempo para manipular el pigmento. Acabado mate.</i></p>	<p>26.233 35 ml/1.18 fl oz</p>
	<p><b>Brush Cleaner</b></p> <p>Cleaner for brushes which have been used with alcohol based paints (Liquid Gold, Supergold) and brushes which simply need a more thorough cleaning. Will not damage even the finest Kolinsky Sable brushes.</p>	<p><i>Limpiador de Pinceles al alcohol</i></p> <p><i>Se emplea para limpiar pinceles que se han utilizado con pinturas a base de alcohol (Oros Líquidos) o para pinceles que necesitan una limpieza más profunda. No daña los pinceles de marta, se puede utilizar con todo tipo de pinceles.</i></p>	<p>28.900 85 ml/2.87 fl oz</p>
	<p><b>Brush Restorer</b></p> <p>Softens and restores all fine sable brushes used for watercolors, miniatures, silk painting, etc. Does not contain alcohol.</p>	<p><i>Restaurador de Pinceles</i></p> <p><i>Líquido para suavizar y restaurar pinceles, especialmente indicado para los pinceles de marta. No contiene alcohol.</i></p>	<p>28.890 85 ml/2.87 fl oz</p>

# Auxiliary Products

Effect Mediums			Packaging: Presentación:
	<p><b>Crackle Medium</b></p> <p>Water-based medium, used between two coats of paint to create a weathered effect, or as a final coat to create a transparent crackled surface.</p>	<p><b>Medium para craquelar</b></p> <p><i>Un producto de base agua que se emplea entre dos capas de pintura o como capa final para un craquelado transparente. Utilizado para simular superficies envejecidas.</i></p>	<p>70.598 17 ml/0.57 fl oz</p>
	<p><b>Liquid Mask</b></p> <p>Forms a protective film on the area of the model which the modeller does not want to paint, especially useful in airbrush techniques. Once the work is dry, Liquid Mask is rubbed off with an eraser or piece of cloth, revealing the unpainted area.</p>	<p><b>Máscara Líquida</b></p> <p><i>Forma una película protectora sobre la zona del modelo que no se desea pintar, especialmente útil en técnicas de aerografía. Una vez terminado el trabajo, se retira la máscara con el dedo, con un trapo de algodón o una goma de crepé.</i></p>	<p>70.523 17 ml/0.57 fl oz 28.851 32 ml/1.08 fl oz 28.850 85 ml/2.87 fl oz</p>
	<p><b>Decal Softener</b></p> <p>Protects and smoothes the decal so that it blends with the surface of the model. It also softens the decal to adapt it to surface details such as recessed lines, raised edges, screws or bolts. The amount of coats needed depends on the quality and thickness of the decal. Final varnish can be applied to the Decal if desired.</p> <p>* Decal Softener contains alcohol and is flammable.</p>	<p><b>Ablandador de Calcas</b></p> <p><i>Protege y ablanda la calca para que pueda adaptarse a la superficie del modelo. Al ablandar la calca, ésta se adapta a detalles de superficie de la maqueta como líneas de paneles, relieves, tornillos o remaches. La cantidad de capas a aplicar dependerá de la calidad y grosor de las calcas. De manera opcional, podemos añadir una capa final de barniz sobre la calca.</i></p> <p>* Ablandador de Calcas contiene alcohol y es inflamable.</p>	<p>73.212 17 ml/0.57 fl oz</p>
	<p><b>Decal Fix</b></p> <p>Cleans and prepares the model surface before placing decals and wet transfers, improves adherence of the decal, and prevents formation of air bubbles without need for a previous coat of varnish. Apply Decal Fix with a soft brush on model surface, gently slide decal from its paper support and with a wet brush tip place decal on the model, pressing down lightly with the brush to eliminate excess liquid and avoid air bubbles. Remember the result depends on the quality of the brand of decals.</p>	<p><b>Fijador de calcas</b></p> <p><i>Limpia y prepara la superficie del modelo antes de colocar sobre el mismo transfers húmedos y calcas, mejorando la adherencia de las mismas, previniendo la formación de burbujas y sin necesidad de barnizar previamente la superficie. Aplicaremos Decal Fix usando un pincel suave, deslizaremos la calca desde el papel soporte utilizando la punta de un pincel humedecido, hasta situarla en la zona deseada, presionando luego con el mismo para eliminar el exceso de producto y evitar burbujas. Debemos recordar que los resultados dependen de la calidad de la marca que comercialice las calcas.</i></p>	<p>73.213 17 ml/0.57 fl oz</p>
	<p><b>Plastic Putty</b></p> <p>A modelling paste which dries to a white, totally opaque, stone hard finish. It is used principally for rebuilding or restoring models and miniatures, for textures and high reliefs.</p>	<p><b>Masilla Plástica</b></p> <p><i>Se emplea principalmente en la elaboración y la reestructuración de modelos, trazado de relieves, decoración de superficies, reparación y restauración de maquetas.</i></p>	<p>70.400 17 ml/0.57 fl oz 70.401 (tube) 20 ml/0.67 fl oz</p>
	<p><b>Chipping Medium</b></p> <p>Water-based medium to create flaked paint, scratches, and rust chips. Can be applied with airbrush or brush to create chipping effects with acrylic colors.</p>	<p><b>Medium de Desgaste</b></p> <p><i>Medium de base agua, para la creación de roces, desgastes y desconchados. Se aplica con aerógrafo o pincel para crear efectos de desconchados con colores acrílicos.</i></p>	<p>73.214 17 ml/0.57 fl oz 76.550 35 ml/1.18 fl oz</p>



# Auxiliary Products

## Varnishes/Barnices

Packaging:  
Presentación:

	<p><b>Acrylic Gloss Varnish</b></p> <p>Water-based acrylic varnish with a quick drying formula, and an acrylic resin of extraordinary hardness and permanence. Protects painted models from dust and scratches, dirt and humidity.</p>	<p><b>Barniz Acrílico Brillante</b></p> <p><i>Barniz acrílico de base agua con una formulación de secado rápido y una resina acrílica de dureza y permanencia extraordinarias. Protege las miniaturas contra el polvo y el roce.</i></p>	<p>70.510 17 ml/0.57 fl oz 26.517 60 ml/2.02 fl oz 28.517 500 ml/16.9 fl oz</p>
	<p><b>Acrylic Matt Varnish</b></p> <p>Water-based acrylic varnish with a quick drying formula, and an acrylic resin of extraordinary hardness and permanence. Protects painted models from dust and scratches, dirt and humidity.</p>	<p><b>Barniz Acrílico Mate</b></p> <p><i>Barniz acrílico de base agua con una formulación de secado rápido y una resina acrílica de dureza y permanencia extraordinarias. Protege las miniaturas contra el polvo y el roce.</i></p>	<p>70.520 17 ml/0.57 fl oz 26.518 60 ml/2.02 fl oz 28.518 500 ml/16.9 fl oz</p>
	<p><b>Acrylic Satin Varnish</b></p> <p>Water-based acrylic varnish with a quick drying formula, and an acrylic resin of extraordinary hardness and permanence. Protects painted models from dust and scratches, dirt and humidity.</p>	<p><b>Barniz Acrílico Satinado</b></p> <p><i>Barniz acrílico de base agua con una formulación de secado rápido y una resina acrílica de dureza y permanencia extraordinarias. Protege las miniaturas contra el polvo y el roce.</i></p>	<p>70.522 17 ml/0.57 fl oz 26.519 60 ml/2.02 fl oz 28.519 500 ml/16.9 fl oz</p>
	<p><b>Polyurethane Varnish</b></p> <p>Permanent and very resistant. Dries to touch in one hour. For application of two coats of varnish, we recommend an interval of 4 hours. Can be used directly with brush or airbrush of needle size 0.4 mm without dilution. Clean up with soap and water.</p>	<p><b>Barniz Poliuretano</b></p> <p><i>De base agua, permanente y muy resistente. Seca al tacto en una hora. Para aplicar dos capas de barniz recomendamos un intervalo de 4 horas. Se puede emplear directamente a pincel o a aerógrafo de 0.4 mm sin necesidad de diluir. Limpieza con agua y jabón.</i></p>	<p>Gloss/Brillante 26.650: 60 ml/2.02 fl oz 27.650: 200 ml/6.76 fl oz</p> <p>Matt/Mate 26.651: 60 ml/2.02 fl oz 27.651: 200 ml/6.76 fl oz</p> <p>Satin/Satinado 26.652: 60 ml/2.02 fl oz 27.652: 200 ml/6.76 fl oz</p>
	<p><b>Acrylic Aerosol Varnish</b></p> <p>Quick protection for painted models. Should not be applied until paint has dried completely. It is recommended to apply fine coats at approximately 30 minute intervals. Does not contain CFC.</p>	<p><b>Barniz Acrílico en Aerosol</b></p> <p><i>Barniz acrílico de base agua. Se recomienda aplicar una vez la pintura se haya secado por completo, en capas finas con intervalos de 30 minutos. No contiene CFC.</i></p>	<p>Gloss/Brillante 28.530: 400 ml/13.52 fl oz</p> <p>Matt/Mate 28.531: 400 ml/13.52 fl oz</p> <p>Satin/Satinado 28.532: 400 ml/13.52 fl oz</p>

# Vallejo Scenics

Diorama bases of lightweight resin and a matt white finish for modelling projects

Bases de diorama de resina ligera y acabado blanco mate para crear maquetas



## Diorama Bases

**EN** Vallejo Scenics is a range of diorama bases for the setting of figures and vehicles in scale 1/35 and 1/72. The bases are precast in an exclusive type of lightweight resin, which has a matte white finish. Easy to cut and adapt to different sizes, permits sanding and painting as well as any further weathering processes. They can be used as a simple base or can be further enriched with shrubbery, trees, telegraph posts, street lights, military equipment and figures, or with sections of ruined walls and buildings, using as many complements as considered right for the suggested scenery.

**ES** Vallejo Scenics es una selección de bases para dioramas diseñadas para crear ambientación en vehículos y figuras. A una escala de 1/35 y 1/72 y moldeadas en resina ligera de acabado blanco mate, que permite el lijado fácil y la utilización de pintura para obtener diversos procesos posteriores de weathering. Es fácil de cortar y adaptar al tamaño que pueda necesitar el modelista. Pueden utilizarse como base directa sobre la que incluir vehículos, figuras y tantos complementos como el modelista decida, así como base para ubicar fácilmente secciones de edificios, ruinas, muros, ambientación natural o urbana, árboles, postes telegráficos, farolas, equipamiento...

Art. SC001

### Paved street section


#### Base urbana

14x14 cm/5,51x5,51 in

Ideal base for placing light wheeled vehicles, medium or small sized tanks, cars, motorcycles or figures, both civil and military, being able to complement it with a series of details according to the modeler's criteria: street lamps, telegraph poles, etc.

*Base ideal para colocar vehículos de ruedas ligeros, carros de combate de tamaño medio o pequeño, coches, motocicletas o figuras, tanto civiles como militares, pudiendo complementar la misma con toda una serie de detalles según el criterio del modelista: farolas, postes telegráficos, etc.*

Scale 1/35



Scenic Base  
supplied unpainted  
Base sin pintar

Art. SC002

### Rubble street section


#### Base escombros

14x14 cm/5,51x5,51 in

Clear road section among ruins. Perfect for placing the remains of destroyed vehicles with figures, moving troops, or even adapting science fiction or fantasy themes. The modeler can add as many accessories as desired to create the right environment.

*Sección de camino despejado entre ruinas. Perfecta para situar restos de vehículos destruidos con figuras, tropas en movimiento, o incluso adecuando temáticas de ciencia ficción o fantasía, pudiendo añadir tantos complementos como el modelista desee para crear el entorno adecuado.*

Scale 1/35



Scenic Base  
supplied unpainted  
Base sin pintar

Art. SC101

## Paved street section


### Base urbana

31x21 cm/12,20x8,26 in

Base with different finishes and materials that can be part of the paving of a city. It can be complemented with architectural elements, such as buildings, ruins, walls, or details at the discretion of the modeler: street lamps, telegraph poles, etc.

*Base con diversos acabados y distintos materiales que pueden formar parte del empedrado de una ciudad. Puede complementarse con elementos arquitectónicos, como edificios, ruinas, muros o detalles según el criterio del modelista: farolas, postes telegráficos, etc.*

Scale 1/35



Scenic Base  
supplied unpainted  
Base sin pintar

Art. SC102

## Wooden airfield surface


### Base aérea de madera

31x21 cm/12,20x8,26 in

This base allows the placement of any type of 1/35 scale vehicle on an improvised decking section, also suitable for 1/48 scale aircraft. It has the texture of weathered wood, as well as an area of ground next to the wood surface.

*Esta base nos permite ubicar cualquier tipo de vehículo a escala 1/35 sobre una improvisada sección de entablado, apta también para aviones a escala 1/48, representando la textura de madera desgastada, así como las zonas de terreno cercano a la sección de madera.*

Scale 1/35



Scenic Base  
supplied unpainted  
Base sin pintar

Art. SC103

## Cobblestone street with drain


### Base empedrada con alcantarilla

31x21 cm/12,20x8,26 in

Base of urban setting showing cobblestone pavement with realistic details. Its size allows for the placement of the model of a tank in a wide space, and even several light vehicles or a combination of models creating a complex scene.

*Base de ambientación urbana mostrando un detallado pavimento en forma de adoquinado con varios acabados de gran realismo. Su tamaño permite ubicar un modelo de carro de combate en un amplio espacio, e incluso varios vehículos ligeros o una combinación de modelos creando una escena compleja.*

Scale 1/35



Scenic Base  
supplied unpainted  
Base sin pintar

Art. SC104

## Country road with railway


### Vía férrea con camino rural

31x21 cm/12,20x8,26 in

Base with a high level of detail with various possibilities to include models, reproducing the irregularities of the terrain, the height of the ballast of the railroad and the stones of the path with a natural placement. It includes separately the corner of a loading platform and the remains of a wall.

*Base con alto nivel de detalle con diversas posibilidades para incluir sus modelos, reproduciendo las irregularidades del terreno, la altura del balasto de la vía férrea y las piedras del camino con disposición natural. Incluye por separado esquina de andén de carga y restos de un muro.*

Scale 1/35



Scenic Base  
supplied unpainted  
Base sin pintar

# Vallejo Scenics

Art. SC003

## German ruined building Edificio alemán en ruinas

15,5x15,5 cm/6,10x6,10 in

Base designed for placing figures or light vehicles. It includes a ruined corner of a building of European architecture and allows for the addition of ruins, downed telegraph posts, etc.

*Base diseñada para colocar figuras o vehículos ligeros. Incluye una esquina en ruinas de un edificio de arquitectura europea y permite añadir escombros, postes de telégrafos derribados, etc.*

Scale 1/35



Scenic Base  
supplied unpainted  
Base sin pintar

Art. SC004

## Street corner with waterpump - Normandy Esquina con fuente de agua - Normandía

15,5x15,5 cm/6,10x6,10 in

Base that includes a ruined corner of a building of European architecture and allows for the addition of ruins, downed telegraph poles, etc.

*Base ideal para ubicar figuras o vehículos ligeros, representando una ubicación real de un pueblo de Normandía, con una gran calidad de detalle.*

Scale 1/35



Scenic Base  
supplied unpainted  
Base sin pintar

Art. SC105

## Cobblestone road Camino empedrado

25x17 cm/9,84x6,69 in

Section of paved country road with earth shoulders on both sides, where stone or brick walls can be placed, as well as traffic signs, trees, figures or vehicles.

*Sección de camino rural empedrado con márgenes de tierra a ambos lados, donde podemos ubicar muros de piedra o ladrillo, señales de tráfico, árboles, figuras o vehículos.*

Scale 1/35



Scenic Base  
supplied unpainted  
Base sin pintar

Art. SC107

## Factory facade Fachada de fábrica

31x16 cm/12,20x6,29 in

Front view of factory facade with metal gates. High level of detail in the textures of the side walls, perfect to place on a base accompanied by vehicles and figures.

*Frontal completo de fábrica con portón metálico. Alto nivel de detalle en las texturas de los muros laterales, perfecto para ubicar sobre una base acompañada por vehículos y figuras.*

Scale 1/35



Scenic Base  
supplied unpainted  
Base sin pintar

Art. SC108

## French street section Calle francesa

24x23 cm/9,44x9,05 in

French village street section, with a high level of detail in the textures of the building, the wall and the cobbled base; perfect for the placement of both vehicles and figures and accessories.

*Sección de calle rural francesa, con alto nivel de detalle en las texturas del edificio, del muro y la base empedrada; perfecta para ubicar tanto vehículos como figuras y complementos.*

Scale 1/35



Scenic Base  
supplied unpainted  
Base sin pintar

Art. SC110

## Cobblestone street Calle adoquinada

24,5x16 cm/9,64x6,29 in

Detailed section of Street paved with cobblestones, ideal for placing 1/35 scale vehicles, figures or diorama complements.

*Detallada sección de calle pavimentada con adoquines, ideal para ubicar vehículos a escala 1/35, figuras o complementos de escenografía.*

Scale 1/35



Scenic Base  
supplied unpainted  
Base sin pintar

Art. SC111

## Railway Vía de tren

29x10,7 cm/11,41x4,21 in

Railway track section, with a texture of great detail, including ballast stones, ideal for locating medium or small wagons, a diesel locomotive or a 1/35 scale railway platform

*Sección de vía ferroviaria, con una textura de gran detalle, incluyendo las piedras del balasto, ideal para ubicar vagones de tamaño medio o pequeño, una locomotora diésel o plataforma ferroviaria a escala 1/35.*

Scale 1/35



Scenic Base  
supplied unpainted  
Base sin pintar

Art. SC112

## French house corner Esquina de casa francesa

25x11 cm/9,84x4,33 in

Complete European style country house corner, based on rural French designs, with great detail in its texture and various materials, ideal for dioramas with vehicles and figures at 1/35 scale.

*Esquina completa de edificio europeo basado en los diseños franceses rurales, con gran detalle en sus texturas y diversos materiales, ideal para dioramas con vehículos y figuras a escala 1/35.*

Scale 1/35



Scenic Base  
supplied unpainted  
Base sin pintar

# Vallejo Scenics

Art. SC113

## Factory corner *Esquina de fábrica*

27,5x27,5 cm/10,82x10,82 in

Complete European factory interior, including great detail in textures and materials, as well as a metal gate, ideal for 1/35 scale dioramas.

*Interior completo de una fábrica europea, incluyendo gran detalle en texturas y materiales, así como un portón metálico, ideal para dioramas a escala 1/35.*

Scale 1/35



NEW!

Scenic Base  
supplied unpainted  
*Base sin pintar*

Art. SC114

## French cafe *Café francés*

25,5x15,1 cm/10,03x5,94 in

Complete European style country cafe, based on rural French designs, with great detail in its textures and various materials, ideal for dioramas with vehicles and figures at 1/35 scale.

*Esquina completa de un café europeo basado en los diseños franceses rurales, con gran detalle en sus texturas y diversos materiales, ideal para dioramas con vehículos y figuras a escala 1/35.*

Scale 1/35



NEW!

Scenic Base  
supplied unpainted  
*Base sin pintar*

Art. SC115


## Dock section *Muelle embarcadero*

21,5x12 cm/8,46x4,72 in

Mooring section, with great detail in its textures and various levels, suitable for a river or marine scene with waterline boats references at 1/35, figures and complements like drums, boxes, cask and barrels can be added for greater realism.

*Sección de puerto o embarcadero, de gran detalle en sus texturas y diversos niveles, ideal para una escena fluvial o marina con referencias waterline a 1/35, figuras y complementos como bidones, cajas y barriles se pueden añadir para mayor realismo.*

Scale 1/35



NEW!

Scenic Base  
supplied unpainted  
*Base sin pintar*

Art. SC120

## Railroad buffer block *Tope de vía*

11x11 cm/4,33x4,33 in

End of railway buffer block, brick style with bumpers and detailed stones inside, ideal to complement railway reference SC111.

*Amortiguador de final de vía tipo obra y relleno de piedra de gran detalle en su textura, ideal como complemento con el tramo de vía SC111.*

Scale 1/35



NEW!

Scenic Base  
supplied unpainted  
*Base sin pintar*

Art. SC116

## Factory corner *Esquina de fábrica*

15x15 cm/5,90x5,90 in

Front view of factory facade with metal gates. High level of detail in the textures of the side walls, perfect to place on a base accompanied by vehicles and figures at 1/72 scale.

*Frontal completo de fábrica con portón metálico. Alto nivel de detalle en las texturas de los muros laterales, perfecto para ubicar sobre una base acompañada por vehículos y figuras a 1/72.*

Scale 1/72



Scenic Base  
supplied unpainted  
*Base sin pintar*

Art. SC117

## French house corner *Esquina de casa francesa*

12,5x7 cm/4,92x2,75 in

Complete European style country house corner, based on rural French designs, with great detail in its texture and various materials, ideal for dioramas with vehicles and figures at 1/72 scale.

*Esquina completa de edificio europeo basado en los diseños franceses rurales, con gran detalle en sus texturas y diversos materiales, ideal para dioramas con vehículos y figuras a escala 1/72.*

Scale 1/72



Scenic Base  
supplied unpainted  
*Base sin pintar*

Art. SC118

## Factory facade *Fachada de fábrica*

10,5x17 cm/4,13x6,69 in

Complete European factory interior, including great detail in textures and materials, as well as a metal gate, ideal for 1/72 scale dioramas.

*Interior completo de una fábrica europea, incluyendo gran detalle en texturas y materiales, así como un portón metálico, ideal para dioramas a escala 1/72.*

Scale 1/72



Scenic Base  
supplied unpainted  
*Base sin pintar*

Art. SC119

## French street *Calle francesa*

14x14 cm/5,51x5,51 in

French village street scene, with grocery store and walls, as well as a paved street section, ideal for placing 1/72 scale vehicles, figures and accessories.

*Escena de una calle rural francesa, con colmado y paredes, así como una sección de calle pavimentado, ideal para ubicar vehículos, figuras y complementos a 1/72.*

Scale 1/72



Scenic Base  
supplied unpainted  
*Base sin pintar*

# Vallejo Scenics

## Diorama Accessories

**EN** The range includes reproductions in 1/35 scale of modern urban elements designed to provide details and settings to dioramas and vignettes.

The products are very light and easy to manipulate, they have a matt white finish which allows for easy painting and weathering processes afterwards.

**ES** La gama incluye reproducciones a escala 1/35 de elementos urbanos tanto modernos como de la WWII diseñados para detallar y ambientar dioramas y viñetas. Las piezas, en acabado blanco mate, son muy ligeras y sencillas de manipular, facilitando los posteriores procesos de pintura y envejecido.

### Art. SC005

#### Old brick wall

#### Muro de ladrillo

15x10 cm/5,9x3,93 in

Old brick wall, rural design, cast on both sides. Includes vertical support for advertisement and finishing column.

*Muro de ladrillo, de diseño rural, moldeado a doble cara. Incluye soporte vertical para anuncios y columna de remate.*



### Art. SC006

#### Wooden gate

#### Portón de madera

15x15 cm/5,9x5,9 in

Rural design wooden gate, which includes vertical supports for a horizontal metal sign, offering multiple finishing possibilities.

*Portón de madera de diseño rural, que incluye soportes verticales para un rótulo horizontal metálico, ofreciendo múltiples posibilidades de acabado.*



### Art. SC106

#### Ardennes village wall

#### Muro de las Ardenas

24x7 cm/9,44x2,75 in

Dry stone wall section and buttresses as can be seen in rural areas of France, such as the Ardennes, Brittany and Normandy, as well as in other areas of Central Europe.

*Sección de muro construido con piedra seca y contrafuertes según se puede observar en zonas rurales de Francia, como las Ardenas, Bretaña y Normandía, así como otras áreas de Centro Europa.*



### Art. SC109

#### Normandy village wall

#### Muro de Normandía

24x7 cm/9,44x2,75 in

Dry stone wall section and reinforced buttresses, as can be seen in rural areas of Northern France, such as Brittany and Normandy, as well as in other areas of Central Europe.

*Sección de muro construido con piedra seca y contrafuertes reforzados, como pueden verse en zonas rurales del norte de Francia, como Normandía y Bretaña, así como en otras regiones de Europa central.*



### Art. SC201

#### German fuel drums (no. 1)

#### Bidones de combustible alemanes (núm. 1)

(x4)

Four fuel drums with side cap, in military use during WWII for fuel storage and transportation.

*Cuatro bidones de combustible con tapón lateral, de uso militar durante la WWII para el almacenamiento y transporte de combustible.*



### Art. SC202

#### German fuel drums (no. 2)

#### Bidones de combustible alemanes (núm. 2)

(x4)

Four fuel drums with top cap, in military use during WWII for fuel storage and transportation.

*Cuatro bidones de combustible con tapón superior, de uso militar durante la WWII para el almacenamiento y transporte de combustible.*



### Art. SC203

#### Civilian fuel drums

#### Bidones de combustible de uso civil

(x4)

Four reinforced fuel drums with top cap for civilian use for general storage and transportation of heavy oils, petroleum or fuel.

*Cuatro bidones de combustible reforzados con tapón superior de uso civil para almacenamiento general y transporte de aceites pesados, petróleo o combustible.*



### Art. SC204

#### Modern fuel drums

#### Bidones de combustible modernos

(x4)

Four modern fuel drums with top cap for civilian use for general storage and transportation of heavy oils, petroleum or fuel.

*Cuatro bidones de combustible modernos con tapón superior de uso civil para almacenamiento general y transporte de aceites pesados, petróleo o combustible.*





## Art. SC205

### Wehrmacht fuel drums

*Bidones de combustible de la Wehrmacht*

(x4)

Four fuel drums with top cap, commonly used by the German army during WWII.

*Cuatro bidones de combustible con tapón superior, de uso regular en el ejército alemán durante la WWII.*



## Art. SC206

### Allied Forces jerrycan set

*Set de bidones de combustible de las Fuerzas Aliadas*

(x12)

Twelve 20-liter fuel jerrycans used by the American and English Allied Forces during WWII.

*Doce bidones de combustible de 20 litros de capacidad usados por las Fuerzas Aliadas americanas e inglesas durante la WWII.*



## Art. SC207

### German jerrycan set

*Set de bidones de combustible alemanes*

(x12)

Twelve jerrycans for up to 20 liters, used by the Wehrmacht during WWII for transporting water as well as fuel.

*Doce bidones de 20 litros usados por la Wehrmacht durante la WWII, tanto para el transporte de agua como el de combustible.*



## Art. SC208

### IDF jerrycan set

*Set de bidones de combustible IDF*

(x12)

Twelve 20-liter jerrycans used by the Israeli Defense Forces as standard equipment on vehicles and fuel transportation.

*Doce bidones de 20 litros usados por las Fuerzas de Defensa de Israel como equipamiento en vehículos y transporte de combustible.*



## Art. SC209

### Modern gas bottles

*Bombonas de gas modernas*

(x11)

Eleven assorted gas cylinders of varying capacity and great detail. Includes separate caps for some units showing valve details.

*Surtido de once bombonas de gas de diversa capacidad y gran detalle. Incluye tapones por separado de algunas unidades mostrando el detalle de las válvulas.*



## Art. SC210

### Modern plastic drums (no. 1)

*Bidones de plástico modernos (núm. 1)*

(x4)

Four modern plastic drums with safety closure for transporting different liquid substances.

*Cuatro bidones modernos en material plástico con cierre de seguridad para el transporte de diversas sustancias líquidas.*



## Art. SC211

### Assorted modern plastic drums (no. 2)

*Surtido de bidones de plástico modernos (núm. 2)*

(x14)

Fourteen assorted modern plastic drums for transporting different liquid substances, from 10 to 120 liters.

*Surtido de catorce bidones en material plástico para el transporte de líquidos, de 10 a 120 litros.*



## Art. SC212

### Garbage bins (no. 1)

*Cubos de basura (núm. 1)*

(x3)

Three contemporary design metal garbage bins. Includes the covers separately.

*Tres cubos de basura metálicos de diseño contemporáneo. Incluye las tapas de los mismos por separado.*



## Art. SC213

### Assorted garbage bins (no. 2)

*Surtido de cubos de basura (núm. 2)*

(x4)

Four assorted metal garbage bins, of varied design and capacity, with great detail ideal for scene setting.

*Surtido de cuatro unidades de cubos de basura metálicos, de diseño y capacidad variada, de gran detalle e ideales para crear ambientación.*



**Art. SC214**

**Concrete barriers**  
*Barreras de cemento*  
 (x4)

Four units of "New Jersey" type concrete barriers, of modern design and in use today. Ideal for scene setting.

*Cuatro unidades de barreras de cemento tipo "New Jersey", de diseño moderno y de uso en la actualidad. Ideal para crear ambientación.*



**Art. SC215**

**Damaged concrete barriers**  
*Barreras de cemento dañadas*  
 (x4)

Four units of damaged "New Jersey" type concrete barriers, of modern design, showing impacts and breaks. Ideal for scene setting.

*Cuatro unidades de barreras de cemento tipo "New Jersey" dañadas, de diseño moderno, mostrando impactos y roturas. Ideal para crear ambientación.*



**Art. SC216**

**Urban bollards (no. 1)**  
*Bolardos urbanos (núm. 1)*  
 (x6)

Six stone bollards, model no. 1. The perfect detail for urban scene bases with sidewalks, entrances, entry ways or portals.

*Seis bolardos en piedra, modelo núm. 1. Detalle de ambientación ideal en bases urbanas, aceras, accesos o umbrales de puertas o portones.*



**Art. SC217**

**Urban bollards (no. 2)**  
*Bolardos urbanos (núm. 2)*  
 (x6)

Six stone bollards, model no. 2. The perfect detail for urban scene bases with sidewalks, entrances, entry ways or portals.

*Seis bolardos en piedra, modelo núm. 2. Detalle de ambientación ideal en bases urbanas, aceras, accesos o umbrales de puertas o portones.*



**Art. SC218**

**Höckerhindernis "Type 38"**  
**(Anti-tank barriers)**  
*Dientes de dragón "Tipo 38"*  
*(Barreras anticarro)*  
 (x4)

Four units of the Höckerhindernis "type 38", the anti-tank barrier used in WWII in Europe, a highly effective physical obstacle against combat vehicles.

*Cuatro unidades de "Höckerhindernis type 38", la barrera anticarro usada durante la WWII en Europa, un obstáculo físico de gran eficacia frente a los carros de combate.*



**Art. SC219**

**Höckerhindernis**  
**(Anti-tank barriers)**  
*Dientes de dragón*  
*(Barreras anticarro)*  
 (x6)

Six units of the "Höckerhindernis", the anti-tank barrier used in WWII in Europe, a highly effective physical obstacle against combat vehicles.

*Seis unidades de "Höckerhindernis", la barrera anticarro usada durante la WWII en Europa, un obstáculo físico de gran eficacia frente a los carros de combate*



**Art. SC220**

**Tetrapod anti-tank obstacle**  
*Obstáculo antitanque tetrápodo*  
 (x2)

Two units of the tank barrier model used in Europe in WWII, deployed by the German forces against the European front.

*Dos unidades del modelo de barrera anticarro en uso durante la WWII en Europa, empleadas por las fuerzas alemanas en el frente europeo.*



**Art. SC221**

**Large ammo boxes 12,7 mm**  
*Cajas grandes de munición de 12,7 mm*  
 (x10)

Ten large ammo boxes for 12,7 mm projectiles, used in M2HB and M2QCB machine guns type Browning M2.

*Diez cajas grandes de munición para calibre de 12,7 mm, usado en ametralladoras M2HB y M2QCB tipo Browning M2.*



**Art. SC222**

**Panzerfaust 60 M set**  
*Set Panzerfaust 60 M*  
 (x11)

Four Panzerfaust anti-tank weapon units and seven transport crates. Production of the weapons began in Germany in September 1944 and their range was about 60 meters.

*Cuatro unidades de arma anticarro Panzerfaust y siete cajas de transporte. La producción de las armas comenzó en Alemania en septiembre de 1944 y su alcance era de unos 60 metros.*



## Art. SC223

### Universal metal cases

*Cajas metálicas universales*

(x7)

Seven metal cases of different sizes and designs, used for the transport and storage of military equipment. The cases can be placed on vehicles or dioramas.

*Siete unidades de cajas metálicas de varios tamaños y diseños, utilizadas para el transporte y el almacenaje de equipamiento militar. Las cajas se pueden ubicar sobre vehículos y dioramas.*



## Art. SC224

### WWII German food containers

*Contenedores de comida alemanes WWII*

(x4)

Four thermal food containers of various designs and sizes, used by the German army during WWII.

*Cuatro unidades de contenedores térmicos para comida, de varios diseños y capacidades, usados por el ejército alemán durante la WWII.*



## Art. SC225

### Wooden barrels

*Barriles de madera*

(x5)

Five highly detailed wooden barrels of various capacities and sizes, ideal for placement on vehicles and both rural and urban settings.

*Cinco barriles de madera de gran detalle y de diversas capacidades y tamaños, ideales para vehículos y ambientación, tanto rural como urbana.*



## Art. SC226

### Metal suitcases

*Maletines metálicos*

(x4)

Four metal suitcases with reinforcements, ideal for placement on vehicles or next to figures in an urban setting.

*Cuatro unidades de maletines metálicos con refuerzos, ideales para su ubicación sobre vehículos civiles, o junto a figuras en una ambientación urbana.*



## Art. SC227

### Wicker suitcases

*Maletas de mimbre*

(x4)

Four highly detailed wicker suitcases, ideal for placement next to figures or on civilian vehicles.

*Cuatro maletines de mimbre de gran detalle, ideales para su ubicación junto a figuras o sobre vehículos civiles.*



## Art. SC228


### Urban concrete barriers

*Barreras de cemento urbanas*

(x6)

Six units of low-rise "New Jersey" type concrete barriers, modern in design and in use today. Ideal for creating urban settings.

*Seis unidades de barreras de cemento tipo "New Jersey" de baja altura, diseño moderno y empleadas en la actualidad. Ideales para crear ambientación urbana.*



## Art. SC229

### Roof tiles

*Tejas*

(5 g approx.)

European design roof tiles for scratch-built roofs or to add to buildings in ruins.

*Tejas de diseño europeo para techos de construcción propia o para añadir a edificaciones en ruinas.*



## Art. SC230


### Damaged roof section and tiles

*Sección de tejado en ruinas y tejas*

(1+12)

Ruined roof section and twelve tiles of European design, for setting in dioramas or vignettes.

*Sección de tejado en ruinas y doce tejas de diseño europeo, para crear ambientación en dioramas o viñetas.*



## Art. SC231

### Cobblestones

*Adoquines*

(40 g approx.)

Cobblestones to create bases and pavement sections or rubble.

*Adoquines para crear bases y secciones de pavimento o escombros.*



**Art. SC232**  
**Coloured bricks**  
*Ladrillos coloreados*  
 (40 g approx.)


Bricks for creating sections of walls or rubble.  
*Ladrillos para crear secciones de muro o escombros.*



**NEW!**

**Art. SC233**  
**Wooden pallets**  
*Palets de madera*  
 (x4)

Four real balsa wood pallets, with accurate cut and ready to use and paint, ideal for scene setting at scale 1/35.  
*Cuatro palets en auténtica madera de balsa, con corte de gran precisión y listos para usar y pintar, ideal como complementos a escala 1/35.*



**NEW!**

**Art. SC301**  
**Broken palm trunks**  
*Troncos rotos de palmera*  
 (x5)

Five Mediterranean palm trunks in a variety of sizes and heights. Great definition and texture on the barks, as well as the characteristic inside fiber. Ideal to place on dioramas with a North African or Mediterranean ambience.  
*Cinco troncos de palmera mediterránea de varios tamaños y alturas. Gran definición y detalle en la textura de la corteza, así como en la fibra característica del interior. Ideal para utilizar como ambientación natural en dioramas del norte de África o lugares del Mediterráneo.*



**NEW!**

**Art. SC302**  
**Palm stumps**  
*Tocones de palmera*  
 (x5)

Five Mediterranean palm stumps in a variety of sizes and heights. Great definition and texture on the barks, as well as the characteristic inside fiber. Ideal to place on dioramas with a North African or Mediterranean ambience.  
*Cinco tocones de palmera mediterránea de varios tamaños y alturas. Gran definición y detalle en la textura de la corteza, así como en la fibra característica del interior. Ideal para utilizar como ambientación natural en dioramas del norte de África o lugares del Mediterráneo.*



**NEW!**

**Art. SC303**  
**Large tree stumps**  
*Tocones grandes de árbol*  
 (x4)

Four dry tree stumps of a variety of European trees, with detailed bark texture and interior. Ideal to place on dioramas, choosing the tones to depict wet or dry environments, even adding tufts or moss from Vallejo Scenery references.  
*Cuatro tocones de árbol de tipo europeo, incluyendo diversas texturas en la corteza e interior. Ideal para ubicar en dioramas, escogiendo los tonos adecuados de pintura para representar un entorno seco o húmedo, pudiendo añadir musgo o vegetación de la gama Vallejo Scenery.*



**NEW!**

**Art. SC304**  
**Fallen logs**  
*Troncos caídos*  
 (x3)

Three dry trunks, two fallen and one standing on roots, with detailed bark texture and interior. Ideal to place on dioramas, choosing the tones to depict wet or dry environments, even adding tufts or moss from Vallejo Scenery references.  
*Tres árboles muertos, dos troncos caídos y otro todavía sobre sus raíces, con una textura detallada de la corteza e interior. Ideal para ubicar en dioramas, escogiendo los tonos adecuados de pintura para representar un entorno seco o húmedo, pudiendo añadir musgo o vegetación de la gama Vallejo Scenery.*



**NEW!**

**Art. SC305**  
**Stumps with roots**  
*Tocones con raíz*  
 (x4)

Four dry maple stumps and a fallen branch, with detailed bark texture and interior. Ideal to place on European ambience dioramas choosing the tones to depict wet or dry environments, even adding tufts or moss from Vallejo Scenery references.  
*Cuatro tocones muertos de arce y una rama caída, con una textura detallada de la corteza e interior. Ideal para ubicar en dioramas de ambientación europea, escogiendo los tonos adecuados de pintura para representar un entorno seco o húmedo, pudiendo añadir musgo o vegetación de la gama Vallejo Scenery.*



**NEW!**

**Art. SC306**  
**Small stumps**  
*Tocones pequeños*  
 (x5)

Five short stubs, with detailed bark texture and interior. Ideal to place on European ambience dioramas choosing the tones to depict wet or dry environments, even adding tufts or moss from Vallejo Scenery references.  
*Cinco tocones de baja altura, con una textura detallada de la corteza e interior. Ideal para ubicar en dioramas de ambientación europea, escogiendo los tonos adecuados de pintura para representar un entorno seco o húmedo, pudiendo añadir musgo o vegetación de la gama Vallejo Scenery.*



**NEW!**

**Art. SC307**  
**Large fallen trunk**  
*Tronco caído grande*  
 (x1)

Large European pine fallen trunk, with detailed bark texture and interior. Ideal to place on European ambience dioramas, choosing the paint tones for depict wet or dry environments, even adding tufts or moss from Vallejo Scenery references.  
*Tronco caído de pino europeo, con una textura detallada de la corteza e interior. Ideal para ubicar en dioramas de ambientación europea, escogiendo los tonos adecuados de pintura para representar un entorno seco o húmedo, pudiendo añadir musgo o vegetación de la gama Vallejo Scenery.*



# Scenery

## Diorama Products

Miniature tufts to add realism to models, figures, wargame terrains or historical dioramas

Vegetación en miniatura para añadir realismo a maquetas, figuras, terrenos de wargames o dioramas históricos

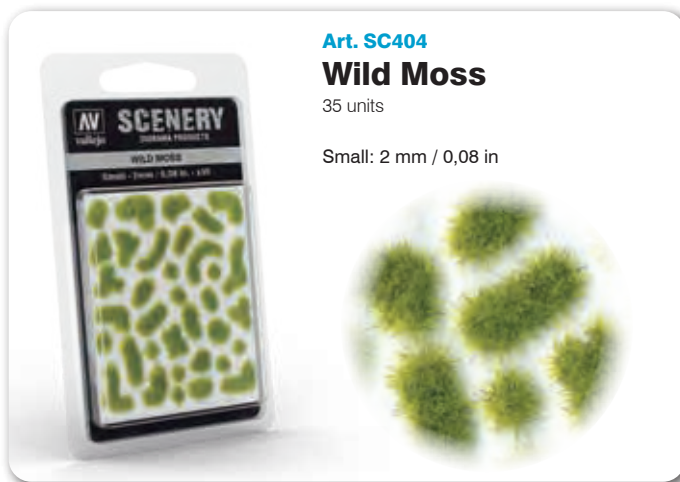
**EN** Vallejo Scenery is a range of miniature tufts which helps complement your scenes adding greater realism to the representation in your scale models, figures, wargame terrains or historic dioramas.

- Vallejo Scenery contains a wide range of sizes and references.
- Ready to use by simply peeling off each tuft individually and placing it in your scene.
- Self adherent to your base although they can also be fixed with PVA glue to get a tougher and more permanent adherence.

**ES** Vallejo Scenery es una gama de vegetación en miniatura con la que podrá complementar sus escenas añadiendo mayor realismo a la representación en sus maquetas, figuras, terrenos de wargames o dioramas históricos.

- Vallejo Scenery contiene un amplio surtido de medidas y referencias.
- Listo para usar, simplemente retire o recorte el producto y ubíquelo en la escena.
- Autoadhesivas, también se pueden fijar con pegamento PVA para conseguir una mejor adherencia.

### WILD TUFT: Small 2 mm / 0,08 in



**NEW!**

# Scenery - Diorama Products

COLORES ACRILICOS PARA MODELISMO

## WILD TUFT: Medium 4 mm / 0,16 in

**Art. SC405**  
**Wild Tuft - Swamp**  
 35 units  
 Medium: 4 mm / 0,16 in



**Art. SC406**  
**Wild Tuft - Green**  
 35 units  
 Medium: 4 mm / 0,16 in



**Art. SC407**  
**Wild Tuft - Light Green**  
 35 units  
 Medium: 4 mm / 0,16 in



**Art. SC408**  
**Wild Tuft - Beige**  
 35 units  
 Medium: 4 mm / 0,16 in



## WILD TUFT: Medium 5 mm / 0,20 in

**Art. SC411**  
**Wild Tuft - Brown**  
 35 units  
 Medium: 4 mm / 0,16 in



**Art. SC409**  
**Wild Tuft - Autumn**  
 35 units  
 Medium: 5 mm / 0,20 in



**Art. SC410**  
**Wild Tuft - Winter**  
 35 units  
 Medium: 5 mm / 0,20 in




# Scenery - Diorama Products

**NEW!**

**WILD TUFT: Large 6 mm / 0,24 in**



**ACRYLIC COLORS FOR MODELS & MINIATURES**

**NEW!**

# Scenery - Diorama Products

COLORES ACRILICOS PARA MODELISMO

**WILD TUFT: Large 6 mm / 0,24 in**

**Art. SC420**  
**Wild Tuft - Beige**  
 35 units  
 Large: 6 mm / 0,24 in



**WILD TUFT: Extra large 8 mm / 0,32 in**

**Art. SC422**  
**Wild Tuft - Swamp**  
 17 units  
 Extra large: 8 mm / 0,32 in



**WILD TUFT: Extra large 12 mm / 0,47 in**

**Art. SC421**  
**Wild Tuft - Winter**  
 17 units  
 Extra large: 12 mm / 0,47 in



**Art. SC423**  
**Wild Tuft - Autumn**  
 17 units  
 Extra large: 12 mm / 0,47 in



**Art. SC424**  
**Wild Tuft - Dry Green**  
 17 units  
 Extra large: 12 mm / 0,47 in



**Art. SC425**  
**Wild Tuft - Dry**  
 17 units  
 Extra large: 12 mm / 0,47 in



**Art. SC426**  
**Wild Tuft - Light Green**  
 17 units  
 Extra large: 12 mm / 0,47 in



**Art. SC427**  
**Wild Tuft - Strong Green**  
 17 units  
 Extra large: 12 mm / 0,47 in





# Scenery - Diorama Products

**NEW!**

## WILD TUFT: Extra large 12 mm / 0,47 in

**Art. SC428**  
**Wild Tuft - Jungle**  
 17 units  
 Extra large: 12 mm / 0,47 in



**Art. SC429**  
**Wild Tuft - Beige**  
 17 units  
 Extra large: 12 mm / 0,47 in



## FANTASY TUFT: Medium 4 mm / 0,16 in

**Art. SC430**  
**Fantasy Tuft - Neon**  
 35 units  
 Medium: 4 mm / 0,16 in



## FANTASY TUFT: Large 6 mm / 0,24 in

**Art. SC431**  
**Fantasy Tuft - Fire**  
 35 units  
 Large: 6 mm / 0,24 in



**Art. SC432**  
**Fantasy Tuft - Turquoise**  
 35 units  
 Large: 6 mm / 0,24 in



**Art. SC433**  
**Fantasy Tuft - Pink**  
 35 units  
 Large: 6 mm / 0,24 in



**Art. SC434**  
**Fantasy Tuft - Blue**  
 35 units  
 Large: 6 mm / 0,24 in



ACRYLIC COLORS FOR MODELS & MINIATURES

# Hobby Stencils

Modelling templates to create effects and textures. Translucent, flexible, washable and easy to handle

Plantillas de modelismo para crear efectos y texturas. Translúcidas, flexibles, lavables y fáciles de manipular



**EN** Vallejo Stencils offers a wide selection of references and themes for modellers and crafters.

Translucent and flexible material, adapts easily to the surfaces of the model. Washable, easy to handle, the stencils facilitate the reproduction of all kind of hobby effects and textures.

Fantasy and military dioramas, tanks, buildings, aircrafts, spaceships, Sci-Fi, these can now be enhanced with details for interesting and simple results.

Available in several categories:

- **AFV Markings:** Badges, numbers, slogans, signs, unit and nationality markings designed for historical and modern armoured vehicles.
- **Camouflages:** Patterns for armoured vehicles and aircraft camouflages; available in several scales.
- **Air Markings:** Badges, numbers, unit and nationality markings, registries and surface effects designed for historical and modern aircraft.
- **Lettering & Signs:** Traffic signs, fonts and signs for dioramas, adverts, retail signs and graffiti.
- **Sci-Fi & Fantasy:** Badges, numbers, effects, panels and patterns designed for Sci-Fi vehicles and spaceships.
- **Texture Effects:** Splashes, textures, cracks, stains and other physical texture and effects.

**ES** Vallejo Stencils son plantillas para modelismo con un amplio surtido de referencias y temáticas.

Translúcidas y flexibles, se adaptan con facilidad a las superficies del modelo. Lavables, fáciles de manipular, simplifican la reproducción de todo tipo de efectos y texturas.

Se emplean para realizar una ambientación, se pueden usar en todo tipo de dioramas, para simular grafitis o cartelera en edificios, distintivos y camuflajes en aviones o blindados, naves espaciales y ciencia ficción.

Disponible en varias categorías:

- **AFV Markings:** Distintivos, numerales, eslóganes, marcas de unidad o nacionalidad diseñados para vehículos blindados históricos y modernos.
- **Camouflages:** Esquemas de camuflaje diseñados para vehículos blindados o aviones; disponibles en varias escalas.
- **Air Markings:** Distintivos, numerales, marcas de unidad o nacionalidad, registros y efectos de superficie diseñados para aviones históricos y modernos.
- **Lettering & Signs:** Señales urbanas, tipografías y rotulaciones para dioramas, anuncios, rótulos comerciales y grafitis.
- **Sci-Fi & Fantasy:** Distintivos, numerales, efectos, paneles y esquemas diseñados para vehículos, naves y escenas de ciencia ficción y fantasía.
- **Texture Effects:** Salpicaduras, texturas, grietas, manchas y otros efectos físicos.

Art. ST-AFV001

**Assorted German WWII tank markings**  
*Distintivos carros combate alemanes WWII*

125 x 125 mm / 4.92 x 4.92 in



Art. ST-AFV002

**Drum oil markings**  
*Marcas bidones de aceite*

125 x 125 mm / 4.92 x 4.92 in



Art. ST-AFV003

**Soviet numbers WWII**  
*Numerales rusos WWII*

125 x 125 mm / 4.92 x 4.92 in



**Art. ST-AFV004**

**Soviet slogans WWII no. 1**  
*Eslóganes rusos WWII núm. 1*  
125 x 125 mm / 4.92 x 4.92 in



**Art. ST-AFV005**

**Soviet slogans WWII no. 2**  
*Eslóganes rusos WWII núm. 2*  
125 x 125 mm / 4.92 x 4.92 in



**Art. ST-AIR001**

**Weathered paint 1/48**  
*Pintura desgastada 1/48*  
125 x 125 mm / 4.92 x 4.92 in



**Art. ST-AIR002**

**Weathered paint 1/72**  
*Pintura desgastada 1/72*  
125 x 125 mm / 4.92 x 4.92 in



**Art. ST-AIR003**

**Access trap doors**  
*Tapas de registro*  
125 x 125 mm / 4.92 x 4.92 in



**Art. ST-AIR004**

**USAF markings**  
*Marcas USAF*  
125 x 125 mm / 4.92 x 4.92 in



**Art. ST-CAM003**

**Giraffe camo WWII**  
*Camuflaje jirafa WWII*  
125 x 125 mm / 4.92 x 4.92 in



**Art. ST-CAM004**

**Pixelated modern camo**  
*Camuflaje pixelado moderno*  
125 x 125 mm / 4.92 x 4.92 in



**Art. ST-LET001**

**Vintage garage sign**  
*Rótulo de garaje vintage*  
125 x 125 mm / 4.92 x 4.92 in



NEW!

# Hobby Stencils

COLORES ACRILICOS PARA MODELISMO

**Art. ST-LET002**  
**Stamp font**  
*Alfabeto de estampación*  
125 x 125 mm / 4.92 x 4.92 in



**Art. ST-LET003**  
**Street art no. 1**  
*Grafiti callejero núm. 1*  
125 x 125 mm / 4.92 x 4.92 in



**Art. ST-LET004**  
**Street art no. 2**  
*Grafiti callejero núm. 2*  
125 x 125 mm / 4.92 x 4.92 in



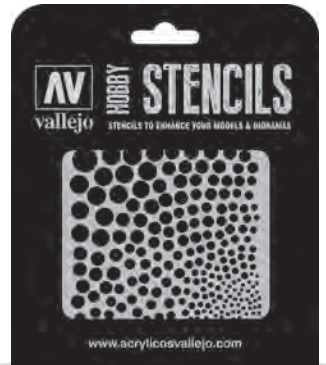
**Art. ST-LET005**  
**Vintage motorcycles sign**  
*Rótulo de motocicleta vintage*  
125 x 125 mm / 4.92 x 4.92 in



**Art. ST-SF001**  
**Gear markings**  
*Engranajes*  
125 x 125 mm / 4.92 x 4.92 in



**Art. ST-SF002**  
**Circle textures**  
*Texturas circulares*  
125 x 125 mm / 4.92 x 4.92 in



**Art. ST-SF003**  
**Distorted honeycomb**  
*Hexágonos distorsionados*  
125 x 125 mm / 4.92 x 4.92 in



**Art. ST-SF004**  
**Digital numbers**  
*Números digitales*  
125 x 125 mm / 4.92 x 4.92 in



**Art. ST-SF005**  
**Radioactivity signs**  
*Símbolos de radioactividad*  
125 x 125 mm / 4.92 x 4.92 in



**Art. ST-TX001**

**Cracked wall**

*Muro agrietado*

125 x 125 mm / 4.92 x 4.92 in



**Art. ST-TX002**

**Tyre markings**

*Marcas de neumático*

125 x 125 mm / 4.92 x 4.92 in



**Art. ST-TX003**

**Splash & stains**

*Salpicaduras y manchas*

125 x 125 mm / 4.92 x 4.92 in



**Art. ST-TX004**

**Petrol spills**

*Salpicaduras gasolina*

125 x 125 mm / 4.92 x 4.92 in



**Art. ST-TX005**

**Paint stains**

*Manchas de pintura*

125 x 125 mm / 4.92 x 4.92 in



**Art. ST-TX006**

**Wood texture no. 1**

*Vetas de madera núm. 1*

125 x 125 mm / 4.92 x 4.92 in



**Art. ST-TX007**

**Wood texture no. 2**

*Vetas de madera núm. 2*

125 x 125 mm / 4.92 x 4.92 in



**Art. ST-CAM001**

**Luftwaffe WWII shingles camo**

*Camuflaje alemán culebrillas WWII*

125 x 250 mm / 9.84 x 9.84 in



**Art. ST-CAM002**

**Luftwaffe WWII spots camo**

*Camuflaje alemán moteado WWII*

125 x 250 mm / 9.84 x 9.84 in




# Vallejo Brushes

Brushes for models and miniatures. Synthetic and superior quality Kolinsky Sable brushes made in Europe. Varnished wooden handles, nicked brass ferrules and protective cap.

Pinceles para modelismo sintéticos y de Marta Kolinsky de calidad superior. Mango de madera barnizada. Con virola niquelada sin costura y tapa de protección.

COLORES ACRILICOS PARA MODELISMO




**RK25**  
**Finest Kolinsky Tajmyr Sable**  
*Marta Kolinsky Tajmyr*

Finest red sable brush for watercolor and miniatures. (Packaging of 3 units).

*El mejor pincel de marta para acuarela y miniaturas. (Embalaje de 3 uds).*

Size/tamaño:  
4/0-3/0-2/0-0-1-2




**P18**  
**Kolinsky Sable**  
*Marta Kolinsky*

Red sable brush for watercolor and miniatures. (Boxes of 12 units).

*Pincel de marta para acuarela y miniaturas. (Cajas de 12 uds).*

Size/tamaño:  
10/0-5/0-4/0-3/0-2/0-0-1-2-3-4-5-6-7-8




**P54**  
**Round synthetic**  
*Redondo sintético*

Top quality synthetic hair brush for watercolor and miniatures. (Boxes of 12 u.).

*Pincel de pelo sintético de calidad superior para acuarela y miniaturas. Con mango corto de madera barnizado en color plata. (Cajas de 12 uds).*

Size/tamaño:  
10/0-5/0-4/0-3/0-2/0-0-1-2-3-4-5-6-7




**P15**  
**Round synthetic**  
*Redondo sintético*

Synthetic brush with triangular handle for watercolor and miniatures. (Boxes of 12 units).

*Pincel sintético con mango triangular. Para acuarela y miniaturas. (Cajas de 12 uds).*

Size/tamaño:  
3/0-2/0-0-1-2-3




**PM05**  
**Dry flat rectangular**  
*Plano carrado*

Top quality synthetic hair brush for watercolor and miniatures. (Boxes of 12 u.).

*Pincel de pelo sintético de calidad superior para acuarela y miniaturas. Con mango corto de madera barnizado en color plata. (Cajas de 12 uds).*

Size/tamaño:  
2-4-6-8-10-12




**PF20**  
**Pony hair**  
*Pelo de poni*

Pony hair brush for all purposes. (Boxes of 12 units).

*Pincel pelo de poni multiuso. (Cajas de 12 uds).*

Size/tamaño:  
1-2-3-4-5-6-7-8-9-10-11-12





**Art. P15.999**  
**Starter set synthetic**

3 synthetic brushes; round no. 3/0 with triangular handle, 1 round no. 1 and 1 flat dry brush no. 4.  
 3 pinceles sintéticos; 1 pincel redondo con mango triangular núm. 3/0, 1 pincel plano carrado núm. 4 y 1 pincel redondo núm. 1.



**Art. P54.998**  
**Detail set (Round synthetic)**

3 synthetic brushes for models and miniatures.  
 3 pinceles sintéticos para maquetas y miniaturas.

Size/tamaño:  
 4/0, 3/0, 2/0.



**Art. P54.999**  
**Painter set (Round synthetic)**

3 synthetic brushes for models and miniatures.  
 3 pinceles sintéticos para maquetas y miniaturas.

Size/tamaño:  
 0, 1, 2.



**Art. RK25.998**  
**Painter set finest Kolinsky Tajmyr Sable**

3 finest Marta Kolinsky Sable brushes for models and miniatures.  
 3 pinceles de Marta Kolinsky para maquetas y miniaturas.

Size/tamaño:  
 0, 1, 2.



**Art. RK25.999**  
**Detail set finest Kolinsky Tajmyr Sable**

3 finest Marta Kolinsky Sable brushes for models and miniatures.  
 3 pinceles de Marta Kolinsky para maquetas y miniaturas.

Size/tamaño:  
 4/0, 3/0, 2/0.

# Airbrushes

Highest quality airbrushes for hobby and miniatures

Aerógrafos de alta calidad para modelismo y hobby

**EN** Vallejo has added a selection of airbrushes to our range of products. The airbrushes are manufactured by Harder & Steenbeck, a well-known German company specialized in manufacturing high-quality airbrushes which are valued for their precision, easy handling and outstanding performance.

**ES** Vallejo comercializa una selección de aerógrafos producidos por Harder Steenbeck, reconocida empresa alemana que elabora aerógrafos de alta calidad, cuya marca es sinónimo de garantía para profesionales del Hobby y el Modelismo, muy valorados por su precisión y fácil manejo.

Art. 135503

## Ultra Airbrush Aerógrafo Ultra

The Ultra airbrush is the original standard instrument made by Harder & Steenbeck. It is provided with independent, gravity fed double action function. The Ultra includes a Nozzle set of 0.2 mm and 2 ml cup.

*El aerógrafo Ultra es el modelo estándar de iniciación de Harder & Steenbeck. Incluye una función de doble acción independiente alimentada por gravedad. El Ultra incluye set de boquillas de 0.2 mm y un depósito de 2 ml.*



Art. 135533

## Ultra "2-in-1" Airbrush Aerógrafo Ultra "2-in-1"

The Ultra airbrush is the original standard instrument made by Harder & Steenbeck. It is provided with independent, gravity fed double action function. The "2-in-1" includes a Nozzle set of 0.2 and 0.4 mm and two cups of 2 and 5 ml.

*El aerógrafo Ultra es el modelo estándar de iniciación de Harder & Steenbeck. Incluye una función de doble acción independiente alimentada por gravedad. El "2-in-1" incluye dos sets de boquillas de 0.2 mm y 0.4 mm y dos depósitos intercambiables de 2 y 5 ml.*





# Airbrushes

Art. 133003

## Evolution Airbrush Aerógrafo Evolution

The Evolution "2-in-1" is a success story among paint sprayers: a solid system structure, excellent processing and a smooth double-action function have made this instrument one of the most widely-used airbrushes since it was introduced. The Evolution is a gravity feed system available as a "2-in-1" model as each has two nozzle sets in different sizes and enable rapid and flexible conversion of the instrument for all areas of application. The "2-in-1" includes a Nozzle set of 0.2 and 0.4 mm and two cups of 2 and 5 ml.

*El modelo Evolution "2-in-1" es un éxito entre los aerógrafistas tanto profesionales como aficionados: su sólida estructura, excelentes prestaciones y su función de doble acción independiente han convertido a dicho modelo en uno de los aerógrafos más utilizados por los usuarios desde su introducción. El "Evolution" funciona alimentado por gravedad, versátil y de rápida conversión para adaptarse a cualquier área de aplicación. El "2-in-1" incluye dos sets de boquillas de 0.2 mm y 0.4 mm y dos depósitos intercambiables de 2 y 5 ml.*



Art. 136543

## Infinity "2-in-1" Airbrush Aerógrafo Infinity "2-in-1"

The Infinity "2-in-1" is the high-end airbrush for professional fine art application, it not only sets new standards in design, but also offers smart functional possibilities and a more comfortable use. The Quick Fix system allows a very precise paint volume control by means of an engraved scale. Lever resistance is individually adjustable and the open needle cap provides permanent control of the needle's tip. The "2-in-1" includes a Nozzle set of 0.15 mm and 0.4 mm and two cups of 2 and 5 ml and the distance cap.

*El Infinity "2-in-1" es un aerógrafo de doble acción de alta tecnología para artistas profesionales. Este aerógrafo no sólo establece un nuevo estándar en diseño, sino que también ofrece funciones inteligentes y excelencia ergonómica. El nuevo gatillo es el más preciso del mercado y posibilita rápidos ajustes y fácil desmontaje, la tensión del gatillo se puede regular mediante una tuerca que se encuentra delante de la palanca de sujeción de la aguja, gracias a la tapa de aguja en forma de V se puede tener una clara visión de la aplicación de color. El "2-in-1" incluye dos sets de boquillas de 0.15 mm y 0.4 mm y dos depósitos intercambiables de 2 y 5 ml, una boquilla de distancia.*



Art. 136.003

## Evolution Silverline Airbrush Aerógrafo Evolution Silverline

The Evolution Silverline combines all the advantages of the Evolution with a slim silver design, solvent-resistant middle section and innovative paint volume control. Thanks to the complete metal design, paints containing solvents can also be used without any difficulties. Paint volume control enables individual adjustment of the lever mechanism, thus facilitating particularly fine work. Evolution Silverline "2-in-1" includes: nozzle sets 0.2 mm and 0.4 mm, color cups 2 ml and 5 ml, paint volume control, PTFE seals.

*El modelo Evolution Silverline reúne todas las ventajas del Evolution con un diseño estilizado plateado, resistente a los disolventes en el cuerpo central y con un innovativo control del volumen de pintura. Gracias a su diseño enteramente metálico, puede usarse sin problema alguno con pinturas de base disolvente. El control del regulador del flujo de pintura y el ajuste de su mecanismo nos permite un control absoluto que facilita los trabajos de alta precisión. Evolution Silverline "2-in-1" incluye: sets de aguja/boquilla de 0.2 mm y 0.4 mm, regulador del volumen de pintura y juntas de PTFE.*



Art. 26.005

## Airbrush Cleaning Pot Estación de limpieza

Glass pot with plastic lid, used to spray-clean airbrush. The airbrush is inserted into the opening of the plastic lid and is cleaned by spraying Airbrush Cleaner, ref. 71.099, or water into the container.

*Tarro de cristal con tapa de plástico para la limpieza del aerógrafo. El aire que atraviesa el filtro quedará limpio y el agua sucia se depositará en el tarro. El aerógrafo se introduce en la apertura de la tapa de plástico y se limpia pulverizándolo con Limpiador de Aerógrafo, ref. 71.099, o agua en el interior del tarro.*



# Color Cases

**EN** Rigid plastic carrying cases, handy for storage and transportation of 17 ml/0.57 fl oz bottles, with varying contents, from 29 colors and a Harder and Steenbeck Ultra 0,2 mm airbrush to 80 colors and mediums, and including three synthetic paint brushes.

**ES** Maletines de plástico rígido idóneos para el almacenaje y el transporte de botellas de 17 ml/0.57 fl oz, con varias opciones de contenido y producto, desde 29 colores con un aerógrafo Harder and Steenbeck Ultra de 0,2 mm, hasta una selección de 80 colores, médiums y 3 pinceles sintéticos.



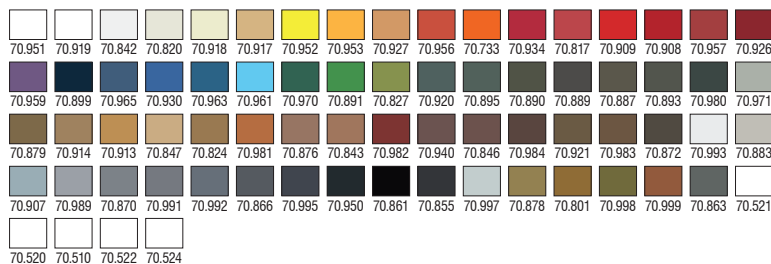
Art. 70.098

Art. 70.172

## Basic Model Color Case

72 x 17 ml/0.57 fl oz acrylic colors

Includes 72 basic colors, 3 synthetic brushes and a color chart.  
*Incluye 72 colores básicos, 3 pinceles sintéticos y una carta de colores.*

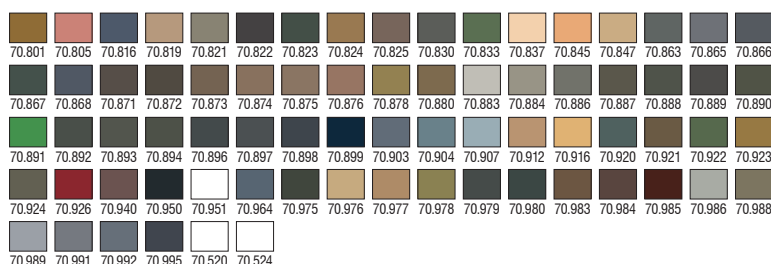


Art. 70.173

## Military Model Color Case

74 x 17 ml/0.57 fl oz acrylic colors

Includes 74 military colors, 3 synthetic brushes and a color chart.  
*Incluye 74 colores militares, 3 pinceles sintéticos y una carta de colores.*

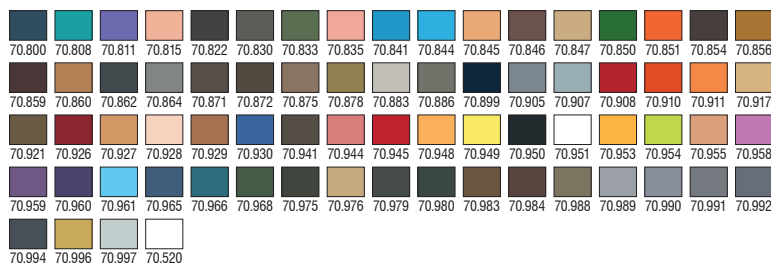


Art. 70.175

## Model Color Combination Case

72 x 17 ml/0.57 fl oz acrylic colors

Includes 72 basic colors, 2 mediums, 3 synthetic brushes and a color chart for painting combinations for highlights, base and shadows.  
*Incluye 72 colores básicos, 2 médiums, 3 pinceles sintéticos y una carta de colores escogidos para realizar combinaciones de bases, luces y sombras.*




# Color Cases

Art. 70.174

## Panzer Aces Colors

72 x 17 ml/0.57 fl oz acrylic colors

Includes 72 Panzer Aces colors, 3 synthetic brushes and a color chart.  
*Incluye 72 Panzer Aces, 3 pinceles sintéticos y una carta de colores.*




Art. 71.170

## Basic Model Air Color Case

72 x 17 ml/0.57 fl oz acrylic colors

Includes 72 Model Air colors, 3 varnishes, 1 Airbrush Thinner, 3 synthetic brushes and a color chart.  
*Incluye 72 Model Air, 3 barnices, 1 Airbrush Thinner, 3 pinceles sintéticos y una carta de colores.*

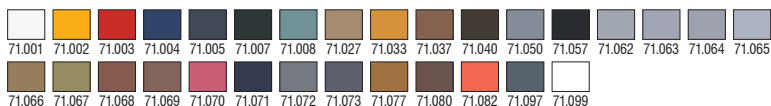


Art. 71.172

## Model Air Basic Colors & Airbrush

30 x 17 ml/0.57 fl oz acrylic colors

Includes 29 Model Air colors, an Ultra H.S. airbrush, Hose 2,5 m, 1 quick Coupling Connection, an Airbrush Cleaner and a color chart.  
*Incluye 29 Model Air, un aerógrafo Ultra H.S., Manguera 2,5 m, conexión rápida para compresor, un Limpiador de Aerógrafo y una carta de colores.*

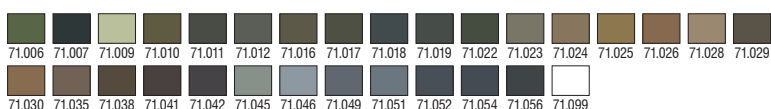


Art. 71.173

## Camouflage Model Air Colors & Airbrush

30 x 17 ml/0.57 fl oz acrylic colors

Includes 29 Model Air colors, an Ultra H.S. airbrush, Hose 2,5 m, 1 quick Coupling Connection, an Airbrush Cleaner and a color chart.  
*Incluye 29 Model Air, un aerógrafo Ultra H.S., Manguera 2,5 m, conexión rápida para compresor, un Limpiador de Aerógrafo y una carta de colores.*



# Color Cases

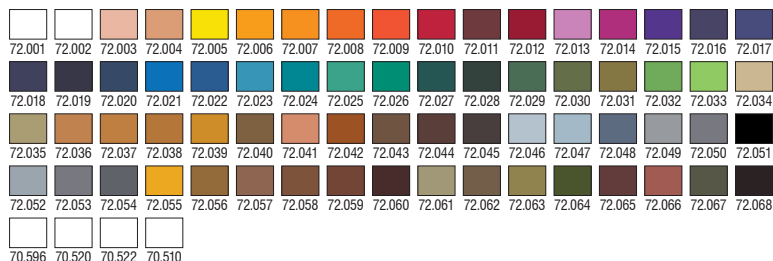
Art. 72.172

## Game Color Case

72 x 17 ml/0.57 fl oz acrylic colors

Includes 72 Game Color, 1 medium, 3 varnishes, 3 synthetic brushes and a color chart.

Incluye 72 Game Color, 1 medium, 3 barnices, 3 pinceles sintéticos y una carta de colores.



Art. 72.871


## Basic Game Air Colors & Airbrush

29 x 17 ml/0.57 fl oz acrylic colors

+ 1 x 85 ml/2.87 fl oz Airbrush Cleaner

Includes 28 Game Air, 1 Airbrush Thinner and 1 Airbrush Cleaner, an Ultra Harder & Steenbeck airbrush, Hose 2,5 m, 1 quick Coupling Connection and a color chart.

Incluye 28 Game Air, un Diluyente de Aerógrafo, un Limpiador de Aerógrafo, un aerógrafo Ultra Harder & Steenbeck, manguera 2,5 m, conexión rápida para compresor, y una carta de colores.




Art. 72.872

## Game Air Case

64 x 17 ml/0.57 fl oz acrylic colors

Includes 51 Game Air, 8 Surface Primer and 5 auxiliary products and a color chart.

Incluye 51 Game Air, 8 imprimaciones, 5 productos auxiliares y una carta de colores.



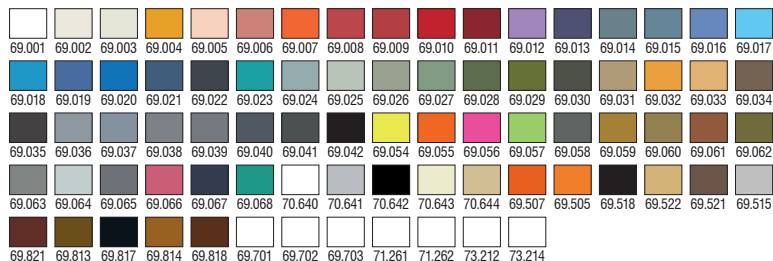
Art. 69.990


## Mecha Color Case

80 x 17 ml/0.57 fl oz Mecha Color

Includes 80 Mecha Color and a color chart.

Incluye 80 Mecha Color y una carta de colores.





# Hobby Tools

**Highest quality precision tools for hobby and miniatures**

**Herramientas de precisión de alta calidad para modelismo y hobby**

**EN** A wide selection of highest quality precision tools, designed to cover all the needs of modellers and hobby fans. The tools are useful for easy assembly or for the most complicated set up, and are indispensable in all quality modelling projects.

The range includes tools in stainless steel, such as special cutting knives; tools used for sanding and precise manipulation; tools for carving and sculpting; and a superior grade of masking tapes for the most intricate details.

**Packaging:**


The Vallejo Hobby Tools range is packaged in individual blisters.

**ES** Selección de herramientas de precisión ideales para cubrir todas las necesidades de modelistas y aficionados al hobby, facilitando tareas simples o complejas con el fin de conseguir acabados de calidad sobre cualquier proyecto.

La gama incluye herramientas esenciales de acero inoxidable, como las especializadas en corte, útiles para el lijado y la manipulación de alta precisión, herramientas de tallado y esculpido o bien cintas de enmascarar muy versátiles de excepcional calidad.

**Presentación:**

La gama Hobby Tools se presenta en blísters individuales.



# Hobby Tools



**T01001**  
**Set of 20 Drill Bits, 0.3-1.6 mm**  
*Set de 20 Brocas, 0.3-1.6 mm*

20 high speed steel drill bits with index storage dispenser, excellent for keeping drills securely in place and dispensing one drill bit at a time.

*Set de 20 brocas de alta velocidad en acero y medidas métricas indicadas. Incluye estuche con tapa deslizante, excelente para guardar las brocas con seguridad, y dispensar la broca seleccionada.*

Drill sizes mm / Medidas en mm:  
 0.30, 0.35, 0.40, 0.45, 0.50, 0.55, 0.60,  
 0.65, 0.70, 0.75, 0.80, 0.85, 0.90, 0.95,  
 1.00, 1.20, 1.30, 1.40, 1.50, 1.60.



**T01002**  
**Set of 20 Drill Bits, no. 61-80**  
*Set de 20 Brocas, núm. 61-80*

20 high speed steel drill bits in USA sizes with index storage dispenser, excellent for keeping drills securely in place and dispensing one drill bit at a time.

*Set de 20 brocas de alta velocidad en acero y medidas USA (AWG). Incluye estuche con tapa deslizante, excelente para guardar las brocas con seguridad y dispensar la broca seleccionada.*

Drill numbers / Calibres (AWG):  
 61, 62, 63, 64, 65, 66, 67, 68, 69, 70, 71,  
 72, 73, 74, 75, 76, 78, 79, 80.



**T02001**  
**Set of 3 Stainless Steel Probes**  
*Set de 3 Curetas Acero Inox.*

A selection of 3 quality probes in a storage wallet. These precision tools allow controlled scraping, shaping and forming work on models. The three profiles are also particularly useful when applying, spreading and filling materials such as clay, modeling compounds, putty, epoxy and wood filler.

*Selección de 3 curetas. Estas herramientas de precisión permiten trabajar con exactitud tallando, modelando o retocando figuras y modelos. Sus tres cabezales son especialmente útiles en las aplicaciones precisas de materiales tales como arcilla, pastas de modelado, masilla, epoxi y relleno de madera o materiales de relleno sobre el modelo.*



**T02002**  
**Set of 3 Stainless Steel Carvers**  
*Set de 3 Curetas de Acero Inox.*

A selection of 3 double ended quality carvers in storage wallet. These precision tools allow controlled carving, shaping and forming work on models prior to casting. The six head profiles are also particularly useful when applying, spreading and smoothing materials such as clay, modeling compounds, putty, epoxy and wood filler.

*Selección de 3 curetas con doble cabezal. Estas herramientas de precisión permiten trabajar con exactitud tallando, modelando o retocando figuras y modelos. Sus seis cabezales son especialmente útiles en las aplicaciones precisas de materiales tales como arcilla, pastas de modelado, masilla, epoxi y relleno de madera o materiales de relleno sobre el modelo.*



**T03001**  
**Set of 10 Needle Files**  
*Set de 10 Limas de Aguja*

10 different medium cut files. The medium cut files come in a handy wallet for easy storage. Excellent for general modeling use.

*Este set de 10 limas tiene una presentación en estuche que hace más fácil su manipulado y almacenamiento. Excelente para uso general en modelismo.*



**T03002**  
**Set of 5 Diamond Files**  
*Set de 5 Limas de Diamante*

The diamond needle file set includes 5 profiles, flat, square, round, half round and triangle. These 140 mm tools are excellent for precise filing tasks in plastics and metals. Longer lasting and faster working than conventional files. Diamond files stay cooler and do not clog.

*El set de limas de aguja de diamante incluye 5 secciones, plana, cuadrada, redonda, media caña y triangular. Estas herramientas de 140 mm son excelentes en su función de limados de precisión sobre superficies de plástico o metal. Su capacidad abrasiva y su utilidad práctica son más eficaces que las que podemos encontrar en limas convencionales. Las limas de diamante no se calientan ni embotan su grano.*

# Hobby Tools


T03003

## Set of 10 Curved Files

Set de 10 Limas Curvadas

For reaching places not accessible with other needle files. Ideal for working on uneven surfaces. Although these are double ended files, they are still the same size as the needle files and are designed to have a very fine cutting surface with good sharp points. The shapes include flat, curved, round, triangular and knife.

Para trabajar zonas no accesibles con otras limas convencionales. Ideal para utilizarlas sobre superficies irregulares. A pesar de tratarse de un diseño de limas de doble extremo, conservan el tamaño de una lima de aguja convencional y han sido diseñadas para ofrecer una buena superficie de contacto así como puntos de lijado especialmente precisos. Los perfiles incluyen acabado plano, curvado, redondo, triangular y de cuchilla.



T03004

## Set of 5 Mini Diamond Files

Set de 5 Mini Limas de Diamante

5 mini diamond file profiles for working on various shapes and contours. The set includes 5 profiles, flat, square, round, half round and triangle. These 100 mm tools are excellent for the smaller, more intricate modeling and filing tasks in plastics and metals. Diamond files stay cooler and do not clog.

Set de 5 mini limas de diamante. Incluye 5 perfiles, plano, cuadrado, redondo, media caña y triangular. Estas piezas de 100 mm son excelentes para afrontar trabajos de precisión sobre reducidas superficies, moldeando y lijando las mismas, sean de metal o de plástico. No se calientan con el uso y no se embota el grano.



T06001

## Modeling Saw Set with 4 Blades and Scalpel Handle\*

Set de 4 Sierras de Modelismo con Mango tipo Escalpelo\*

The set includes 4 very fine saw blades (10 thou/0.24 mm thick) and scalpel handle. Excellent for intricate sawing and cutting in plastics, wood and photo etched parts. Blades can fit all small size scalpel handles.

El set incluye 4 hojas de sierra ultrafinas de precisión de 10/0.24 mm grosor y mango tipo escalpelo. Excelente para cortes de trazo complicado, sobre plástico, madera y latón (fotografiados). Las hojas pueden montarse en todos los soportes de mango tipo cúter o escalpelo.



\* Not to be sold to persons under 18 years of age (18+). Keep blade out of reach of children and animals to avoid injury.  
\* Prohibida su venta a menores de 18 años (18+). Mantener fuera del alcance de niños o animales, puede provocar heridas.

T06008

## Precision Saw Set (0.24 mm)\*

Hojas de Sierra de Precisión (0.24 mm)\*

The set includes 6 very fine saw blades (0.24 mm thickness). Excellent for intricate sawing and cutting in plastics, wood and photo etched parts. Blades can fit all small fitment scalpel handles.

El set incluye 6 finas hojas de sierra de precisión (grosor 0.24 mm). Excelente para cortes de trazo irregular sobre plástico, madera y fotografiado. Las cuchillas pueden adaptarse a todos los mangos tipo cúter-bisturí.



NEW!

\* Not to be sold to persons under 18 years of age (18+). Keep blade out of reach of children and animals to avoid injury.  
\* Prohibida su venta a menores de 18 años (18+). Mantener fuera del alcance de niños o animales, puede provocar heridas.

T06009

## Mini Saw Blades x4\*

Mini Hojas de Sierra x4\*

Set of 4 very fine saw blades that fit on modeling knife no. 1, ideal for photo-etch parts, plastics and wood. Very fine saws (10 thou/0.24 mm) for delicate and intricate cuts.

Set de 4 finas hojas de sierra de precisión, adecuadas a los mangos de cuchillas para cúter de modelismo núm. 1, ideal para fotografiado, plástico y madera. Hojas de precisión (10/0.24 mm) para trabajos delicados y precisos.



NEW!

\* Not to be sold to persons under 18 years of age (18+). Keep blade out of reach of children and animals to avoid injury.  
\* Prohibida su venta a menores de 18 años (18+). Mantener fuera del alcance de niños o animales, puede provocar heridas.

## Sets of 5 Blades\*

Sets de 5 Cuchillas\*

These blades work with various materials such as paper, card, plastic, balsa and foils and can be used for fine cuts, carving, and etching, piercing, scoring, scraping, scribing and trimming.

Estas cuchillas son efectivas sobre diversos materiales como papel, cartulinas, plástico, madera de balsa y lámina de aluminio, se pueden utilizar para cortes precisos, tallado y grabado, perforación, punteados, raspado, corte y recorte.



T06002  
#10 Curved blades  
#10 Cuchillas curvas



T06003  
#11 Fine point blades  
#11 Cuchillas de hoja recta



T06004  
#17 Chisel blades  
#17 Cuchillas cincel



T06005  
#68 Stencil blades  
#68 Cuchillas de recorte

\* Not to be sold to persons under 18 years of age (18+). Keep blade out of reach of children and animals to avoid injury.  
\* Prohibida su venta a menores de 18 años (18+). Mantener fuera del alcance de niños o animales, puede provocar heridas.

# Hobby Tools

T06010

## 5 Assorted Blades for Knife no. 1\* 5 Cuchillas Variadas para Cúter núm. 1\*



Selection of precision blades in a storage box for intricate and detailed cutting, carving and trimming of a variety of materials.

Selección de cuchillas de precisión presentadas en estuche para corte minucioso y detallado, tallado y recortado de materiales diversos.



#10 x1 Curved blades  
#10 x1 Cuchillas curvas



#11 x2 Fine point blades  
#11 x2 Cuchillas de hoja recta



#16 x1 Scoring blade  
#16 x1 Cuchillas de corte



#17 x1 Chisel blades  
#17 x1 Cuchillas cincel

\* Not to be sold to persons under 18 years of age (18+). Keep blade out of reach of children and animals to avoid injury.  
\* Prohibida su venta a menores de 18 años (18+). Mantener fuera del alcance de niños o animales, puede provocar heridas.

T06006

## Modeling Knife no. 1\* Cúter de Modelismo núm. 1\*

This aluminum handle includes the #11 blade for fine angle cuts, carving, etching, piercing, scoring, scraping, scribing and trimming. The slim handle is easy to grip and allows for complete control when working on various tasks. For model making, military modeling, plastic modeling and any other miniature projects.

De mango torneado en aluminio, incluye cuchilla del #11, ideal para cortes de precisión, troquelados, grabado, perforación, punteado, raspado, corte y recorte. El mango ha sido diseñado para proporcionar una sujeción firme y permite un control total sobre las múltiples tareas posibles. De uso en modelismo militar, modelismo en plástico y muchos proyectos sobre miniaturas.



\* Not to be sold to persons under 18 years of age (18+). Keep blade out of reach of children and animals to avoid injury.  
\* Prohibida su venta a menores de 18 años (18+). Mantener fuera del alcance de niños o animales, puede provocar heridas.

T06007

## Deluxe Modeling Knife no. 1\* Cúter Deluxe de Modelismo núm. 1\*

This aluminum soft grip slim handle comes with the #11 blade for fine angle cuts, carving, and etching, piercing, scoring, scraping, scribing and trimming. It features an inbuilt magnetic end for safely picking up blades and metal components. Perfect for crafters, hobbyists and professionals looking for control when working on precise tasks.

De mango de aluminio con agarre de silicona suave, viene con hoja del #11 para cortes de ángulo preciso, tallado y grabado, trazado, perforación, raspado, trazado y recorte. Cuenta con un extremo magnético incorporado para sujetar con seguridad las cuchillas y los componentes metálicos. Perfecto para labores de artesanía, modelistas y profesionales que buscan un control total en sus tareas de precisión.



\* Not to be sold to persons under 18 years of age (18+). Keep blade out of reach of children and animals to avoid injury.  
\* Prohibida su venta a menores de 18 años (18+). Mantener fuera del alcance de niños o animales, puede provocar heridas.

T06011

## Slim Snap-Off Knife & 10 Blades\* Cúter Ligero + 10 Cuchillas\*



This retractable, snap-off slim knife is perfect for all those modeling, art, craft and smaller DIY applications where close-up control and detail are required. Includes auto lock button, blade removing device and hanging hole.

Este cúter retráctil y ligero es perfecto para todas esas aplicaciones de modelismo, manualidades, artesanía y bricolaje donde se requieren precisión y control. Incluye botón de bloqueo de hoja, dispositivo de extracción de cuchillas y soporte.



\* Not to be sold to persons under 18 years of age (18+). Keep blade out of reach of children and animals to avoid injury.  
\* Prohibida su venta a menores de 18 años (18+). Mantener fuera del alcance de niños o animales, puede provocar heridas.

T06012

## Plastic Cutter Scriber Tool & 5 Spare Blades\* Cúter Grabador + 5 Cuchillas\*



This useful tool is ideal for scribing and cutting tasks in laminated plastics and acrylics. The unique design of the scribing blade ensures clean, smooth scribed lines, leaving no burrs. Includes blade lock button and finger grip, it comes with 5 spare blades.

Esta práctica herramienta es ideal para panelar y grabar, así como para cortar plástico laminado o acrílico. Su diseño único y el perfil de la hoja aseguran líneas bien definidas y sin rebabas. Incluye botón de bloqueo de hoja y empuñadura anatómica, viene con 5 cuchillas de recambio.



\* Not to be sold to persons under 18 years of age (18+). Keep blade out of reach of children and animals to avoid injury.  
\* Prohibida su venta a menores de 18 años (18+). Mantener fuera del alcance de niños o animales, puede provocar heridas.

T09001

## Spin Top Pin Vice Double Ended Portabrocas Manual Doble

Handy holder for drills, taps, pins and other tools. Includes 2 reversible collets with capacities 0 to 1.2 mm, and 1.3 to 2.4 mm and 0.8 to 2.0 mm, and 1.8 to 2.9 mm. Incorporating swivel head for comfort and efficiency.

Portabrocas manual de doble cabezal para perforar, taladrar y marcar superficies. Incluye 2 soportes reversibles de 0 a 1.2 mm, de 1.3 a 2.4 mm, de 0.8 a 2.0 mm, y de 1.8 a 2.9 mm. Cabezal giratorio para una mayor comodidad de uso y precisión.





# Hobby Tools


## Set of 3 Flexi Sanders Dual-Grit Set de 3 Lijas Flexibles, Doble Grano

The flexi sanders come in a set of 3 and are washable and reusable. They offer the following grade combinations:

- Coarse (60/100): Effective material removal.
- Medium (240/400): Blending and smoothing.
- Fine (600/1000): Finishing and polishing.

Set de tres tacos de lija de doble cara, lavables y reutilizables, que ofrece las siguientes combinaciones:

- Grueso (60/100): Para eliminar material de forma efectiva.
- Medio (240/400): Para suavizar y unificar.
- Fino (600/1000): Para acabados y pulidos.



- T04001**  
90x19x6 mm
- T04002**  
90x19x12 mm
- T04003**  
80x30x6 mm
- T04004**  
80x30x12 mm

## T15001 Glass Fiber Brush (4 mm) Lápiz de Fibra de Vidrio (4 mm)

**NEW!**

The abrasive glass fiber pencil is ideal for accurate and rapid cleaning, de-rusting and surface preparation on a variety of materials. The propelling pencil action exposes more or less of the glass fibers. The shorter the fibers showing, the more abrasive the action.



El lápiz abrasivo de fibra de vidrio es ideal para tareas de limpieza precisa y rápida, eliminación de óxido y preparación de superficies en una gran diversidad de materiales. Con el lápiz abrasivo se puede elegir la longitud de uso de la fibra de vidrio. Cuanto menor sea la longitud seleccionada, más abrasiva es la acción.



· This product can expose you to chemicals (glass wool fiber), which are known to the state of California to cause cancer. For more information, go to: [www.p65warnings.ca.gov](http://www.p65warnings.ca.gov).  
· Este producto puede exponerle a sustancias químicas (fibra de vidrio), reconocidas por el estado de California como causantes de cáncer. Puede obtener más información en: [www.p65warnings.ca.gov](http://www.p65warnings.ca.gov).

## T15002 Glass Fiber Brush Refills (4 mm) x3 Recambios Lápiz de Fibra de Vidrio (4 mm) x3

**NEW!**

The abrasive glass fiber pencil is ideal for accurate and rapid cleaning, de-rusting and surface preparation on a variety of materials. The propelling pencil action exposes more or less of the glass fibers. The shorter the fibers showing, the more abrasive the action.



El lápiz abrasivo de fibra de vidrio es ideal para trabajos de limpieza y precisión, incluso para retirar trazas de óxido sobre varias superficies. El sistema permite trabajar con una longitud controlada de las fibras de vidrio. Si se usa una longitud corta la capacidad abrasiva es mayor.

· This product can expose you to chemicals (glass wool fiber), which are known to the state of California to cause cancer. For more information, go to: [www.p65warnings.ca.gov](http://www.p65warnings.ca.gov).  
· Este producto puede exponerle a sustancias químicas (fibra de vidrio), reconocidas por el estado de California como causantes de cáncer. Puede obtener más información en: [www.p65warnings.ca.gov](http://www.p65warnings.ca.gov).


## T15003 Steel Rule (150 mm) Regla de Acero (150 mm)

**NEW!**

Stainless steel 150 mm / 6" flexi rule. Easy to read. Ideal for measuring projects as well as being used as a straight edge in conjunction with a marking or cutting tool.



Regla de acero inoxidable 150 mm / 6 pulgadas. De fácil lectura. Ideal para registrar medidas, así como soporte de corte utilizando un marcador o una cuchilla.



## T15004 Mould Line Remover Limpiador Líneas de Molde

**NEW!**

This mould line cleaning tool is an essential addition to the modeler's tool box. The stainless-steel edge complete with ergonomic handle makes easy work of smoothing away unwanted sprue or mould lines without damaging the models' surface. Excellent for preparing surfaces for undercoating. Can be used on plastic model sprues, photo etch parts and metal Wargame 28 mm miniatures.

Esta herramienta especialmente diseñada para limpiar y eliminar las líneas de molde resulta imprescindible en la caja de herramientas de todo modelista. El filo de acero inoxidable y el mango anatómico permiten retirar y limpiar tanto marcas de expulsores como líneas de inyección sin dañar la superficie del modelo. Excelente para dejar listas las superficies antes de imprimir. Puede usarse sobre modelos de plástico, piezas de fotograbado y miniaturas metálicas de Wargames de 28 mm.



# Hobby Tools

## Masking Tape



*Cinta de Enmascarar*

Masking tape for model making, military modeling, plastic modeling and any miniature projects. No paint bleed or annoying paint lines. U.V. protected for masking in direct sunlight.

**Packaging:** 2 units per reference, except T07001, 1 unit.

*Cinta de enmascarar para trabajos de modelismo militar, figuras en miniatura o maquetas de plástico. Evita filtraciones de pintura o líneas de trazo sobre cualquier soporte. Resistente a los filtros ultravioleta permitiendo su uso con luz solar directa.*

**Presentación:** 2 unidades por referencia, excepto T07001, 1 unidad.



**T07002** 1 mm x 18 m    **T07003** 2 mm x 18 m    **T07004** 3 mm x 18 m    **T07005** 6 mm x 18 m    **T07006** 10 mm x 18 m    **T07001** 18 mm x 18 m

## Flexible Masking Tape


*Cinta de Enmascarar Flexible*

Flexible masking tape for intricate and precise model making, military modeling, plastic modeling and any miniature projects. No paint bleed or annoying paint lines. U.V. protected for masking in direct sunlight.

**Packaging:** 2 units per reference.

*Cinta de enmascarar para trabajos de precisión o irregulares en proyectos de modelismo militar, figuras en miniatura o maquetas de plástico. Evita filtraciones de pintura o líneas de trazo sobre cualquier soporte. Resistente a los filtros ultravioleta permitiendo su uso con luz solar directa.*

**Presentación:** 2 unidades por referencia.



**T07007** 1 mm x 18 m    **T07008** 2 mm x 18 m    **T07009** 3 mm x 18 m    **T07010** 6 mm x 18 m    **T07011** 10 mm x 18 m

\* This product can expose you to chemicals (glass wool fiber), which are known to the state of California to cause cancer. For more information, go to: [www.p65warnings.ca.gov](http://www.p65warnings.ca.gov).  
\* Este producto puede exponerle a sustancias químicas (fibra de vidrio), reconocidas por el estado de California como causantes de cáncer. Puede obtener más información en: [www.p65warnings.ca.gov](http://www.p65warnings.ca.gov).

## T10001

### Scriber

*Grabador*

Basic single ended scriber for marking and scraping. This precision scriber is designed for the modeling enthusiast. It is ideal for marking out in confined spaces, particularly on pre-machined work pieces. Also good for scraping tasks.



*Punzón de punta simple para marcar y grabar. Este grabador de precisión está diseñado para los entusiastas del modelismo. Es ideal para trabajar en espacios reducidos, especialmente sobre piezas pre-mecanizadas. También resulta de utilidad en tareas de raspado.*



## T08001

### Sprue and Photo Etch Cutter

*Alicates de Corte para Plástico y Fotograbado*

This flush cutter is perfectly designed for precise and intricate cuts in compact places. Excellent for flush cuts in thin wire, photo-etched parts, soft metal and plastic. For general hobby and modeling applications.

*Esta herramienta de corte está perfectamente diseñada para ofrecer cortes precisos y definidos. Excelente para cortes de precisión sobre alambre, partes de fotograbado, metal blando y plástico. Para uso general en hobby y modelismo.*



# Hobby Tools

**T12002**

## Pick & Place Tool

*Herramienta Pick & Place*

A tool especially designed to accurately pick and place small components, with an impregnated silicone tip to aid adhesion. For plastic model components, decals and other small components.

*Esta herramienta está especialmente diseñada con una punta de silicona adherente para manejar y ubicar pequeñas piezas y componentes de modelismo o miniaturas. Para pequeñas piezas en plástico, calcas y otros elementos de reducido tamaño.*



**T12005**

## Pick & Place Double Ended Tool

*Herramienta Pick & Place Doble Punta*

Double ended and lightweight pick and place tool to accurately position small components using the specially designed tacky silicone tips. Ideal for photo-etch parts, plastic and resin model components and decals. Handle delicate components without fear of damage, the impregnated silicone tips allow gentle lifting without harm.

*Herramienta ligera para seleccionar y ubicar con precisión componentes pequeños utilizando las puntas de silicona adherentes especialmente diseñadas, perfectas para tareas delicadas. Ideal para piezas de fotograbado, piezas de plástico o resina, así como calcas. Permite la manipulación de partes delicadas sin temor a dañarlas. Las dos puntas de silicona adherentes le permiten manipulados precisos y sin roturas.*



**NEW!**

**T12001**

## Tweezers with Magnifier

*Pinzas con Lupa*

Super fine tweezers with magnification of 1.75x are ideal for picking, holding and viewing very small parts and components. Also useful for removing tiny splinters and threading needles.

*Estas pinzas de alta precisión con lupa de 1.75x aumentos, son ideales para sujetar, manipular y observar piezas de tamaño reducido y partes minúsculas. También son útiles para retirar pequeñas astillas o tornillos de aguja.*



**T12003**

## Straight Fine Tweezers (120 mm)

*Pinzas de Precisión de Punta Recta (120 mm)*

Straight fine tweezers, ideal for picking, holding and placing very small parts and components with great accuracy. They are solvent resistant and anti-magnetic.

*Pinzas finas rectas ideales para manejar, sujetar y colocar piezas y componentes muy pequeños con gran precisión. Son resistentes al disolvente y antimagnéticas.*



**T12004**

## Extra Fine Curved Tweezers (115 mm)

*Pinzas de Precisión de Punta Curva (115 mm)*

Extra fine curved tweezers, ideal for reaching into awkward areas, picking, holding and placing very small parts and components with great accuracy. They are solvent resistant and anti-magnetic.

*Pinzas finas curvadas ideales para manejar, sujetar y colocar piezas y componentes muy pequeños con gran precisión incluso en zonas de difícil acceso. Son resistentes al disolvente y antimagnéticas.*



**T12007**

## Flat Rounded Stainless Steel Tweezers (120 mm)

*Pinzas de Punta Redonda de Acero Inoxidable (120 mm)*

These flat rounded tweezers, have inbuilt strength for accurate and controlled picking, holding and placing of small parts and components. They are solvent resistant and anti-magnetic.

*Estas pinzas de punta redondeada se han diseñado bajo un criterio de solidez, garantizando una firme y precisa sujeción, permitiendo situar en su lugar pequeñas piezas y componentes. Son resistentes al disolvente y antimagnéticas.*



**NEW!**

# Hobby Tools

T12008

**NEW!**

## Straight Tip Stainless Steel Tweezers (175 mm)

*Pinzas de Punta Recta de Acero Inoxidable (175 mm)*

These strong, fine-pointed straight tip tweezers have inbuilt strength for accurate and controlled picking, holding and placing of small parts and components. They are solvent resistant and anti-magnetic.

*Estas pinzas de punta recta se han diseñado bajo un criterio de solidez, garantizando una firme y precisa sujeción, permitiendo situar en su lugar pequeñas piezas y componentes. Son resistentes al disolvente y antimagnéticas.*



T12009

**NEW!**

## Curved Tip Stainless Steel Tweezers (175 mm)

*Pinzas de Punta Curva de Acero Inoxidable (175 mm)*

These strong, fine-pointed curved tip tweezers, have inbuilt strength for accurate and controlled picking, holding and placing of small parts and components. They are solvent resistant and anti-magnetic.

*Estas pinzas de punta curvada se han diseñado bajo un criterio de solidez, garantizando una firme y precisa sujeción, permitiendo situar en su lugar pequeñas piezas y componentes. Son resistentes al disolvente y antimagnéticas.*



T12006

**NEW!**

## Plastic Tweezers x5

*Pinzas de Plástico x5*

These multi-purpose plastic tweezers are ideal for holding small delicate parts. The serrated tips will ensure a better grip.

*Estas pinzas multiuso en plástico son ideales para sujetar pequeñas piezas frágiles. Las puntas aserradas aseguran una correcta sujeción.*



## Pipettes

*Pipetas*

Pipettes for mixing colors. The packaging contains 8 units of 3 ml/0.10 fl oz each and 12 units of 1 ml/0.03 fl oz each.

*Pipetas para mezclas. El embalaje contiene 8 pipetas de 3 ml/0.10 fl oz cada una y 12 pipetas de 1 ml/0.03 fl oz cada una.*



26.004  
1 ml (Pack. 12 un.)

26.003  
3 ml (Pack. 8 un.)

26.000

## Mixing Bottle

*Frasco Mezclas*

Graduated bottle of 35 ml/1.18 fl oz for mixing colors with more precision.

*Frasco graduado de 35 ml/1.18 fl oz para poder realizar mezclas más precisas.*



## Plastic palette

*Pocillos de plástico*

Plastic palettes for mixing colors.

*Paletas de plástico para mezclar colores.*



HS121  
18 x 8,5 cm

HS120  
13 x 9 cm

# Hobby Tools

26.005

## Airbrush Cleaning Pot Estación de Limpieza

Glass pot with plastic lid, used to spray-clean airbrush. The airbrush is inserted into the opening of the plastic lid and is cleaned by spraying Airbrush Cleaner 71.099 or water into the container.



Tarro de cristal con tapa de plástico para la limpieza del aerógrafo. El aire que atraviesa el filtro quedará limpio y el agua sucia se depositará en el tarro. El aerógrafo se introduce en la apertura de la tapa de plástico y se limpia pulverizándolo con Limpiador de Aerógrafo 71.099 o agua en el interior del tarro.



T13001

## Spray Can Trigger Grip Adaptador Manual para Spray

**NEW!**

Easy to control trigger that clamps to the top of spray cans for precise spray coverage and pressure control without the mess and easing finger strain. Universal fits for all standard spray cans.



Empuñadura que se adapta de forma simple a la parte superior del aerosol, permitiendo accionar el mismo con un pulsador, controlando presión y cantidad de pintura con precisión. Ajuste universal, se adapta a casi todos los envases de aerosol y evita el cansancio en las manos.



T14001

## Lightweight Headband Magnifier with 4 Lenses Lupa Ligera de Cabeza con 4 Lentes

**NEW!**

For close-up detailed tasks, ideal for model making, craft, sewing, reading, electronics, as well as smaller DIY projects. Includes a comfortable, lightweight frame and adjustable lens holder with 4 interchangeable lenses: 1.6x, 2.0x, 2.5x, 3.5x.



Para tareas de precisión a corta distancia, ideal para modelismo, bellas artes, costura, lectura, electrónica, así como pequeños proyectos de bricolaje. Con un cómodo y ligero bastidor y un soporte ajustable para lentes. Incluye 4 lentes intercambiables: 1.6x, 2.0x, 2.5x, 3.5x.



T14002

## Foldable LED Magnifier (with inbuilt stand) Lámpara/Lupa Sobremesa LED (con soporte incorporado)

**NEW!**

Ideal for close-up work, can be used handheld or unfolded and function as a desktop magnifier. Ideal for hobbyists, professionals and people with limited vision. With built-in 11x mini lens, 8 LEDs with 2 light settings and built-in rechargeable battery.



Ideal para trabajos de precisión y primeros planos. Puede usarse como herramienta de mano o desplegarse y funcionar como una lámpara-lupa de escritorio. Ideal para aficionados, profesionales y personas con visión limitada. Con una mini-lente de 11x incorporada, 8 LEDs con 2 tipos de luz y batería recargable.



T11001

## Plastic Modeling Tool Set Set de Herramientas Básicas

A set for plastic modeling, military modeling and other hobby applications. Includes plastic sprue cutter, knife no. 1, #11 blades (x5), cutting mat and flat file.

Set de herramientas básicas para modelismo en plástico y modelismo militar. Incluye alicates de corte, cúter núm. 1, #11 cuchillas (x5), superficie de corte y lima plana.



T11002

## Plastic Models Preparation Tool Kit Kit de Herramientas Básicas

**NEW!**

A set for plastic modeling, military modeling and other hobby applications. Includes flexi sander for working on flat and curved surfaces, mould line remover with steel edge and ergonomic handle, and sprue and plastic cutter ideal for flush cuts in plastics and sprues.

Set de herramientas básicas para modelismo en plástico y modelismo militar. Incluye lija flexible para trabajar en superficies planas y curvas, limpiador líneas de molde con filo de acero y empuñadura ergonómica y alicates de corte ideales para corte de precisión sobre plástico.



ACRYLIC COLORS FOR MODELS & MINIATURES



# Paint Stands

The perfect solution for storing Vallejo colors

La solución para organizar los colores de Vallejo

Art. 26.007

## Front module Módulo frontal

This module has space for 52 bottles of 17 ml/0.57 fl oz size, together with 8 bottles of 35 ml/1.18 fl oz or 60 ml/2.02 fl oz and 22 brushes. Easy assembly, does not require glue.

*Este módulo permite exponer 52 botellas de 17 ml/0.57 fl oz, junto con 8 botellas de 35 ml/1.18 fl oz o 60 ml/2.02 fl oz y 22 pinceles. De fácil montaje, no requiere pegamento.*

Width/Anchura: 13,39 in/34 cm  
Depth/Profundidad: 8,78 in/22,3 cm  
Height/Altura: 4,33 in/11 cm



Art. 26.008

## Corner module Módulo esquinero

This corner module has space for 28 bottles of 17 ml/0.57 fl oz size, together with 16 bottles of 35 ml/1.18 fl oz or 60 ml/2.02 fl oz, one 200 ml/6.76 fl oz bottle and 26 brushes. Easy assembly, does not require glue.

*Este módulo permite exponer 28 botellas de Model Color de 17 ml/0.57 fl oz junto con 16 botellas de 35 ml/1.18 fl oz o 60 ml/2.02 fl oz, 1 frasco de 200 ml/6.76 fl oz y 26 pinceles. De fácil montaje, no requiere pegamento.*

Width/Anchura: 10,63 in/27 cm  
Depth/Profundidad: 10,63 in/27 cm  
Height/Altura: 4,33 in/11 cm



# Paint Stand

Art. 26.009

## Wall mounted paint display

Expositor de pared

35 ml/1.18 fl oz - 60 ml/2.02 fl oz

This module has space for 28 bottles of 35 ml/1.18 fl oz or 60 ml/2.02 fl oz. The tilted design does not require glue and is easy to assemble.

*Este módulo permite exponer 28 botellas de 35 ml/1.18 fl oz o 60 ml/2.02 fl oz. De fácil montaje, no requiere pegamento.*

Width/Anchura: 15,35 in/39 cm  
Depth/Profundidad: 2,04 in/5,2 cm  
Height/Altura: 12,20 in/31 cm



Art. 26.010

## Wall mounted paint display

Expositor de pared 17 ml/0.57 fl oz

This module has space for 43 bottles of 17 ml/0.57 fl oz. The tilted design does not require glue and is easy to assemble.

*Este módulo permite exponer 43 botellas de 17 ml/0.57 fl oz. De fácil montaje, no requiere pegamento.*

Width/Anchura: 15,35 in/39 cm  
Depth/Profundidad: 2,04 in/5,2 cm  
Height/Altura: 12,20 in/31 cm



Art. 26.011

## Paint display

and work station 40 x 30 cm

Estación de trabajo 40 x 30 cm

This module has space for 24 bottles of 17 ml/0.57 fl oz, together with 4 bottles of 35 ml/1.18 fl oz or 60 ml/2.02 fl oz, 2 bottles of 200 ml/6.76 fl oz and 10 brushes. Easy assembly, does not require glue.

*Este módulo permite exponer 24 botellas de 17 ml/0.57 fl oz, junto con 4 botellas de 35 ml/1.18 fl oz o 60 ml/2.02 fl oz, 2 frascos de 200 ml/6.76 fl oz y 10 pinceles. De fácil montaje, no requiere pegamento.*

Width/Anchura: 15,75 in/40 cm  
Depth/Profundidad: 11,81 in/30 cm  
Height/Altura: 3,34 in/8,5 cm



# Paint Stand

Art. 26.012

## Paint display and work station with vertical storage 40 x 30 cm Estación de trabajo 40 x 30 cm con almacenamiento vertical

This module has space for 76 bottles of 17 ml/0.57 fl oz, together with 4 bottles of 35 ml/1.18 fl oz or 60 ml/2.02 fl oz, 2 bottles of 200 ml/6.76 fl oz and 10 brushes. Easy assembly, does not require glue.

Este módulo permite exponer 76 botellas de 17 ml/0.57 fl oz, junto con 4 botellas de 35 ml/1.18 fl oz o 60 ml/2.02 fl oz, 2 frascos de 200 ml/6.76 fl oz y 10 pinceles. De fácil montaje, no requiere pegamento.

Width/Anchura: 15,75 in/40 cm  
Depth/Profundidad: 13,58 in/34,5 cm  
Height/Altura: 11,61 in/29,5 cm



Art. 26.013

## Paint display and work station 50 x 37 cm Estación de trabajo 50 x 37 cm

This module has space for 45 bottles of 17 ml/0.57 fl oz, together with 4 bottles of 35 ml/1.18 fl oz or 60 ml/2.02 fl oz, 2 bottles of 200 ml/6.76 fl oz and 10 brushes. Easy assembly, does not require glue.

Este módulo permite exponer 45 botellas de 17 ml/0.57 fl oz, junto con 4 botellas de 35 ml/1.18 fl oz o 60 ml/2.02 fl oz, 2 frascos de 200 ml/6.76 fl oz y 10 pinceles. De fácil montaje, no requiere pegamento.

Width/Anchura: 13,40 in/50 cm  
Depth/Profundidad: 8,75 in/37 cm  
Height/Altura: 3,34 in/8,5 cm



Art. 26.014

## Paint display and work station with vertical storage 50 x 37 cm Estación de trabajo 50 x 37 cm con almacenamiento vertical

This module has space for 112 bottles of 17 ml/0.57 fl oz, together with 4 bottles of 35 ml/1.18 fl oz or 60 ml/2.02 fl oz, 2 bottles of 200 ml/6.76 fl oz and 10 brushes. Easy assembly, does not require glue.

Este módulo permite exponer 112 botellas de 17 ml/0.57 fl oz, junto con 4 botellas de 35 ml/1.18 fl oz o 60 ml/2.02 fl oz, 2 frascos de 200 ml/6.76 fl oz y 10 pinceles. De fácil montaje, no requiere pegamento.

Width/Anchura: 13,40 in/50 cm  
Depth/Profundidad: 16,34 in/41,5 cm  
Height/Altura: 11,61 in/29,5 cm





# Publications


Art. 75.018

## Mechanic Realms Quasar Book Series

Two top professionals of Sci-Fi hobby painting offer their most original views in the first Quasar collection book, which presents creativity without boundaries and content that no lover of Sci-Fi can miss: robots, spaceships and post-apocalyptic vehicles!

*Dos grandes profesionales de la pintura del modelismo de ciencia ficción ofrecen su visión más original en el primer libro de la colección Quasar, que ofrece creatividad sin límites y un contenido que ningún amante de la ciencia ficción puede perderse: irobots, naves espaciales y vehículos post-apocalípticos!*

120 pag.




Art. 75.017

## IDF Colors Armoured Side Book Series

This first book of the The Armoured Side collection offers a presentation of the different color schemes used by the IDF from the very beginning up to the present. Renowned modelers will take us through painting and weathering processes on deployed armored vehicle kits such as Sherman, Centurion, the M60 and the Merkavas.

*Este primer libro de la colección The Armored Side ofrece una presentación de los diferentes esquemas de color utilizados por las IDF desde sus inicios hasta el presente. Modelistas de renombre nos exponen los procesos de pintura y envejecimiento en maquetas de vehículos blindados como Sherman, Centurion, M60 y Merkavas.*

116 pag.



ACRYLIC COLORS FOR MODELS & MINIATURES

# Publications

Art. 75.011

## Rust & Chipping

This publication shows the modeler an approach to the painting and aging processes on all types of vehicles in a state of wear, abandonment and destruction, as interpreted by the modelers Scratchmod Rob, Mike Rinaldi, Virgil Suarez, John Tolcher, Adam Wilder and Chema Cabrero. The book includes step by step instructions by each author, with a foreword by Mike Rinaldi.

*Esta publicación muestra al modelista un acercamiento a los procesos de pintura y envejecimiento en todo tipo de vehículos en estado de desgaste, abandono y destrucción, según la interpretación de los modelistas Scratchmod Rob, Mike Rinaldi, Virgil Suarez, John Tolcher, Adam Wilder y Chema Cabrero. El libro ilustra paso a paso los procesos que cada autor muestra sobre sus modelos, con un prólogo de Mike Rinaldi.*

100 pag.



2<sup>nd</sup> edition




Art. 75.002

## Airbrushing and Weathering Techniques by Rob Ferreira (Scratchmod)

Times have changed in the hobby of model building and painting, most modelers are now starting out using only water-based acrylics. This guide covers the uses of acrylic colors, with the focus mainly on Acrylicos Vallejo, pioneers in this field. The intention is to share the experience in using acrylics with all model painters, whether they are just starting out or switching over from solvent based paints. This book is the result of nearly twenty years working with Vallejo acrylic colors and auxiliary products and is meant to be used as a guide and reference.

*Los tiempos han cambiado en el hobby sobre la construcción y pintura de modelos, la mayoría de los modelistas ahora comienzan con acrílicos de base agua. Esta guía cubre los usos de los colores acrílicos, con el foco principalmente en Acrylicos Vallejo, pioneros en este campo. La intención es compartir la experiencia de uso de pinturas acrílicas con todos los modelistas, tanto aquellos que se inician en el hobby, como los que escogen trabajar con acrílicos en lugar de pinturas tipo esmalte o base disolvente. Este libro es el resultado de la experiencia de casi veinte años trabajando con colores acrílicos y productos auxiliares de Vallejo, y está planteado como guía y referencia.*

204 pag.



5<sup>th</sup> edition



# Publications

Art. 75.003

## Painting Miniatures from A to Z Masterclass (Vol. 1) by Ángel Giráldez

This publication shows the painting methods which, over the years, have helped Ángel Giráldez bring the Infinity miniature range to life. Ángel describes, in meticulously detailed step-by-step tutorials accompanied by hundreds of full-color pictures, how to apply his techniques to some of the most outstanding miniatures of the Infinity range.

*Esta publicación muestra los métodos de pintura que, a lo largo de los años, han ayudado a Ángel Giráldez a dar vida a la gama de miniaturas de Infinity. Ángel describe, en tutoriales paso a paso, meticulosamente detallados y acompañados de cientos de imágenes a todo color, cómo aplicar sus técnicas sobre algunas de las miniaturas más destacadas de la gama Infinity.*

120 pag.



3<sup>rd</sup>  
edition



Art. 75.010

## Painting Miniatures from A to Z Masterclass (Vol. 2) by Ángel Giráldez

Ángel Giráldez's second Vallejo figure painting manual, complementary to the first volume. This volume outlines new techniques and tips through hundreds of pictures of the painting process, which will help painters to continually improve their miniature painting skills. The Masterclasses section includes tutorial guides on how to paint all the different Infinity armies, in addition to detailing which colors Ángel used to paint the official Infinity color patterns.

*Segundo manual de pintura de figuras de Vallejo de la mano de Ángel Giráldez, complementario al primer volumen. Este volumen explica nuevas técnicas y consejos a través de cientos de imágenes del proceso de pintura, que ayudarán a los modelistas a mejorar continuamente sus habilidades para pintar sus miniaturas. La sección Masterclasses incluye guías tutoriales sobre cómo pintar los distintos ejércitos de Infinity, además de indicar qué tonos usó Ángel para pintar los patrones de color oficiales de Infinity.*

154 pag.



## Publications

Art. 75.013

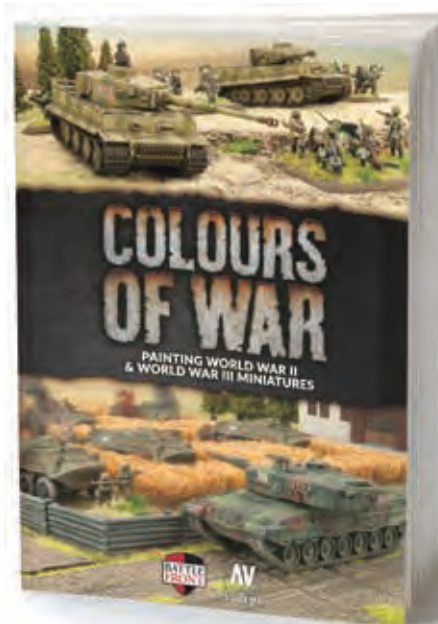
### Colours of War Painting WWII & WWII miniatures



A comprehensive system for painting WWII & WWII miniatures. What this book aims to do is distil the combined knowledge and ideas of the Battlefront studio into a concise and coherent collection of painting tips and guides. This book will teach you tried and tested processes, which balance ease and efficiency with positive results, and will give you the know-how and confidence to paint any Flames of War & WWII miniatures.

*Un sistema completo para pintar miniaturas de la Segunda y Tercera Guerra Mundial. El objetivo de este libro es resumir el conocimiento y las ideas combinadas del estudio Battlefront en una colección concisa y coherente de consejos y guías de pintura. Este libro le mostrará procesos basados en la experiencia, que equilibran la facilidad y la eficiencia con resultados positivos, y le dará tanto conocimiento, como confianza para pintar cualquier miniatura de Flames of War y WWII.*

140 pag.



Art. 75.012


### Civil Vehicles



Civilian trucks and other civilian equipment have a much longer lifetime than military equipment and, therefore, are much more subject to the influence of the natural effects of dust, dirt, and of course rust. In this book Eugene Tur shows the complete step by step weathering of 7 vehicles.

*Camiones y otro equipamiento civil tienen una vida útil mucho más larga que los equipamientos militares y, por lo tanto, están mucho más sujetos a la influencia de los efectos naturales del polvo, la suciedad y, por supuesto, el óxido y el desgaste operativo. En este libro, Eugene Tur muestra no muestra el paso a paso completo de deterioro y envejecido sobre siete modelos de vehículo.*

120 pag.



# Publications

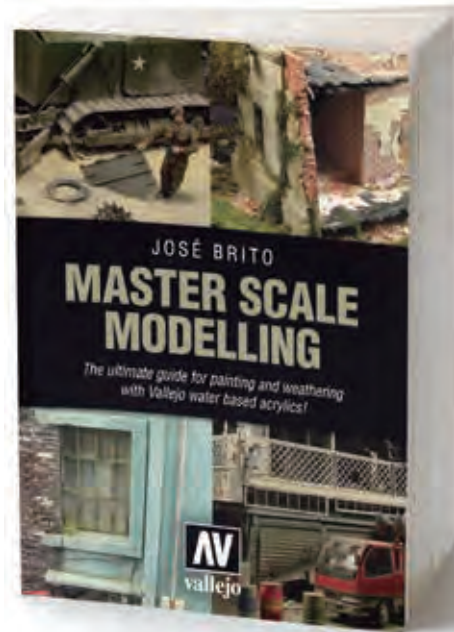
Art. 75.020

## Master Scale Modelling

In this book we find 10 years of work by the great modeler José Brito. The author shows his different techniques and tricks to build and paint models, almost always in a setting of a diorama. The book has been written as much for novices as for experienced modelers, beginning with a description of the tools, materials and colors used by José Brito, and following with step-by-step descriptions of the models shown.

*En este libro encontramos 10 años de trabajo del gran modelista José Brito. El autor muestra sus diferentes técnicas y trucos para construir, y pintar maquetas, casi siempre en el marco de un diorama. El libro ha sido escrito tanto para principiantes como para modelistas experimentados, comenzando con una descripción de las herramientas, materiales y colores utilizados por José Brito, y siguiendo con descripciones paso a paso de los modelos mostrados.*

552 pag.



NEW!

Art. PAWA-010EN

## Painting War - Wild West

With more than 30 miniatures painted by José Antonio Bustamante, "Busta", the magazine covers how to paint the main characters of the Wild West. With the help of step-by-step guides, the author outlines how to obtain the best results in a few simple stages, designed to allow the modeler to obtain the best results in a reasonable timeframe and to quickly deploy the miniatures for battle.

*Con más de 30 miniaturas pintadas por José Antonio Bustamante, "Busta", la revista hace un recorrido sobre la pintura de los principales personajes presentes en el Salvaje Oeste. Gracias a los minuciosos pasos a paso, el autor nos enseña cómo conseguir resultados muy vistosos y fáciles para desplegar las miniaturas para la batalla de forma rápida.*

74 pag.



NEW!

# Publications

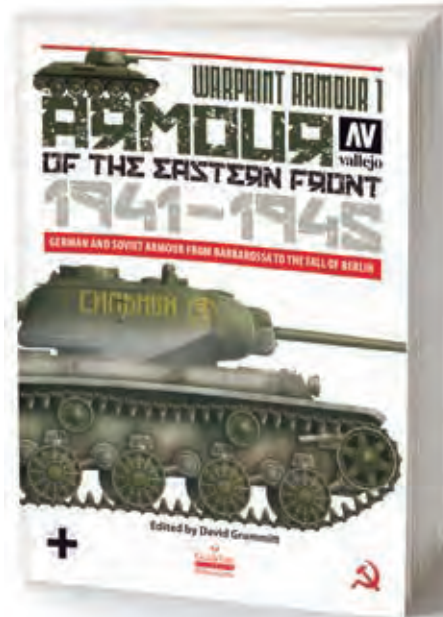
Art. 75.014

## Warpaint Armour 1: Armour of the Eastern Front 1941-1945

The publication examines some of the AFVs that shaped the war on the Eastern Front during World War II which was a titanic conflict and the greatest clash of arms in history. Each article provides both reference and inspiration using authoritative text, archival and walkaround photos as well as specially commissioned color profiles.

*El primero de la nueva serie de Guideline License Publications y el equipo que te trae Military Modelcraft International en colaboración con Acrylicos Vallejo. La publicación examina algunos de los vehículos blindados que intervinieron en el Frente del Este durante la Segunda Guerra Mundial, que fue un conflicto titánico y el mayor choque de armas de la historia. Cada artículo proporciona tanto referencia como inspiración, utilizando texto autorizado, fotografías de archivo y perfiles de color realizados especialmente para la publicación.*

84 pag.



Art. 75.016

## Warpaint Aviation 1: Fall of Iron

The publication examines some of the twin-engined medium bombers of World War Two and includes a selection of profiles by Richard Mason, as well as a ground-breaking piece of research on the early B-25 Mitchell by Brian Derbyshire that offers an incisive look into the business of wartime mass-production and the vast number of changes to the ensuing airframes brought about as a result of ongoing combat experience.

*La publicación examina algunos de los bombarderos medianos bimotores de la Segunda Guerra Mundial e incluye una selección de perfiles de Richard Mason, así como una investigación pionera sobre los primeros B-25 Mitchell de Brian Derbyshire que ofrece una visión detallada sobre la producción en masa en tiempos de guerra, reflejando la gran cantidad de cambios sobre los aviones en cuestión, fruto de la experiencia en combate.*

90 pag.



**NEW!**

# Publications

Art. 75.022

## Warpaint Armour 2: NATO Armour 1991-2020

This book looks in detail at the armored fighting vehicles employed by NATO armies, their allies and partners, from the end of the Cold War to today. From the mighty Leopard 2 Main Battle Tank to the ex-Warsaw Pact vehicles now employed by NATO's Eastern European allies and partners.

Each article provides a unique historical perspective, well-illustrated by carefully selected photos, and with individual vehicles illustrated in color profiles.

*Este libro analiza en detalle los vehículos de combate blindados empleados por los ejércitos de la OTAN, así como los de sus aliados, desde el final de la Guerra Fría hasta la actualidad. Desde el poderoso carro de combate Leopard 2 hasta los vehículos del antiguo Pacto de Varsovia, ahora en servicio en Europa del Este con los aliados y socios de la OTAN.*

*Cada artículo proporciona una perspectiva histórica única, bien ilustrada por fotografías cuidadosamente seleccionadas y con vehículos individuales ilustrados en perfiles de color.*

84 pag.



**NEW!**

## Weathering Effects on Aircraft

Painting and especially creating the effects of aging, are usually the most entertaining parts for most modelers. In this book, thanks to the nine aircraft presented by Manel Blasco and Manuel Soriano, we can see the different techniques and processes used to realize these effects on aircraft in scale 1/32. The painting and weathering of the cabins and interiors, the fading of the colors, winter camouflages, escapes of fluid, flaked paint, working metallic surfaces, all these and many more are themes which are treated in this book. The chapters are designed in such a way that any modeler, following the step by step process, will easily be able to reproduce the same effects as portrayed in the book.

*La pintura y específicamente los efectos de envejecido, suelen ser la parte más divertida para la mayoría de los modelistas. En este libro, gracias a los nueve aviones que nos presentan Manel Blasco y Manuel Soriano, podemos ver diferentes técnicas y procesos para realizar este tipo de efectos en aviones a escala 1/32. Pintura y ensuciado de cabinas e interiores, degradación de colores, camuflajes invernales, escapes de fluidos, desconchones, trabajo de superficies metálicas, y muchos más, son los temas que se abordan en este libro. Todos los artículos están diseñados para que cualquier modelista, siguiendo los procesos paso a paso, sea capaz de reproducir los mismos efectos que se muestran en el libro.*

184 pag.



**Art. 75.037**  
Language: English

**Art. 75.036**  
Idioma: Español

**NEW!**

# Publications

## WWII US ARMY in Europe and the Pacific



This book shows the great work done by Javier Redondo. Through meticulous step-by-step processes, he shows us from a simple camouflage in US Olive Drab to the most interesting tritonal camouflages. Thanks to the work carried out on the different vehicles, subjected to very different inclement weather conditions, the book shows a great variety of options both in paint and in aging techniques.

*En este libro podemos ver el gran trabajo realizado por Javier Redondo, en el que a través de minuciosos procesos paso a paso nos muestra desde un simple camuflaje en US Olive Drab hasta los más interesantes camuflajes tritonales. Gracias al trabajo realizado en los diferentes vehículos, sometidos a muy diversas inclemencias meteorológicas, el libro va mostrando una gran variedad de opciones tanto en pintura como en técnicas de envejecimiento.*

128 pag.



**Art. 75.019**  
Language: English

**Art. 75.023**  
Idioma: Español



## WWII US NAVY Colors



The book is a comprehensive and interesting guide, not only for lovers of WWII US Navy aircraft, but also for any modeler who wants to learn how to use acrylics exclusively to paint cockpits, interiors, camouflages and the aging effects with which each model can be customized.

*El libro es una guía completa e interesante, no solo para los amantes de los aviones de la Marina del Ejército Norteamericano de la Segunda Guerra Mundial, sino también para cualquier modelista que quiera aprender como pintar exclusivamente con acrílicos, cabinas, interiores, camuflajes y los efectos de envejecimiento con los que se consigue personalizar cada maqueta.*

112 pag.



**Art. 75.024**  
Language: English

**Art. 75.025**  
Idioma: Español





# Publications

## Diorama Project 1.3

This volume in the Diorama Project series deals with the realization of a river bank, a street in a Chinese town and a muddy road crossed by a stream. All the processes are shown step by step, teaching different tricks and techniques with which to create a multitude of scenic elements in the realization of dioramas or vignettes.

*Este volumen de la serie Diorama Project aborda la realización de una orilla de río, una calle de un pueblo chino y un camino embarrado atravesado por un riachuelo. Todos los procesos se muestran paso a paso, enseñando diferentes trucos y técnicas con los que poder crear multitud de elementos de escenografía en la realización de dioramas o viñetas.*

120 pag.



**Art. 75.039**  
Language: English

**Art. 75.038**  
Idioma: Español



## Landscapes of War - Vol. 4

This volume of the Landscapes of War series focuses on the creation of dioramas in industrial environments, thanks to the multitude of step-by-step processes. The main elements that can be found in any industrial environment are worked on: concrete, metal doors, silos, corrugated ceilings, metal structures, pipes, drums and other accessories.

*Este volumen de la serie Landscapes of War, está enfocado en la realización de dioramas en entornos industriales, gracias a la multitud de procesos paso a paso. Se trabajan los principales elementos que se pueden encontrar en cualquier entorno industrial: hormigón, puertas metálicas, silos, techos ondulados, estructuras metálicas, tuberías, bidones y demás accesorios.*

120 pag.



**Art. 75.026**  
Language: English

**Art. 75.027**  
Idioma: Español



# Accessories

## Hand painted color charts/*Cartas de color pintadas a mano*



Art. CC970  
Model Color



Art. CC971  
Model Air



Art. CC972  
Game Color  
& Game Air



Art. CC989  
Diorama Effects

## Printed color charts/*Cartas de color impresas*



Art. CC070  
Model Color



Art. CC071  
Model Air




Art. CC088  
Pigments



Art. CC069  
Metal Color



Art. CC095  
Model Wash



Art. CC077  
Panzer Aces



Art. CC072  
Game Color



Art. CC067  
Weathering Effects



Art. CC082  
Game Air



Art. CC066  
Diorama Effects



Art. CC068  
Model Color Hobby  
& Military range



Art. CC064  
Mecha Color



Art. CC063  
Hobby Paint



Art. CC121  
Vallejo Scenics



Art. CC081  
Premium Color



Art. CC075  
Catalogue

# Displays





Width/Anchura: 24,80 in/63 cm.  
Depth/Profundidad: 12,99 in/33 cm.  
Height/Altura: 76,96 in/195,5 cm.

## EX108/EX108FULL

### Model Color Complete Range and other product combinations

Complete range and auxiliary products in bottles of 17 ml/0.57 fl oz. Please see colorchart on pages 8 and 9. Up to three extra shelves for other product sizes (not included) can be added in the lower part of the rack. For example, a range like Panzer Aces (17 ml/0.57 fl oz) or 35 ml/1.18 fl oz or 60 ml/2.02 fl oz bottles, so it's possible to make different product combinations.

Gama completa de colores y productos auxiliares en frascos de 17 ml/0.57 fl oz. Véase el listado de colores en las páginas 8 y 9. La parte inferior del expositor permite añadir hasta tres bandejas adicionales para otros formatos de producto. Por ejemplo se pueden añadir tres bandejas de 17 ml/0.57 fl oz, incluir la gama de Panzer Aces o bien estanterías para botellas de 35 ml/1.18 fl oz o 60 ml/2.02 fl oz.



## EX124/EX124FULL

### Model Color Hobby Range

Countertop display unit. Contains 80 colors in 17 ml/0.57 fl oz bottles.  
Expositor de sobremesa. Contiene 80 colores en botellas de 17 ml/0.57 fl oz

Width/Anchura: 19,88 in/50,5 cm.  
Depth/Profundidad: 10,04 in/25,5 cm.  
Height/Altura: 26,57 in/67,5 cm.



## EX132/EX132 FULL

### Model Color Military Range

Countertop display unit. Contains 80 colors in 17 ml/0.57 fl oz bottles.  
Expositor de sobremesa. Contiene 80 colores en botellas de 17 ml/0.57 fl oz

Width/Anchura: 19,88 in/50,5 cm.  
Depth/Profundidad: 10,04 in/25,5 cm.  
Height/Altura: 26,57 in/67,5 cm.



EX141/EX141FULL

## Model Air Complete Range and other product combinations

Complete range and auxiliary products in bottles of 17 ml/0.57 fl oz. Please see colorchart on pages 22 and 23. Up to three extra shelves for other product sizes (not included) can be added in the lower part of the rack, so it is possible to make different product combinations.

Gama completa de colores y productos auxiliares en frascos de 17 ml/0.57 fl oz. Véase el listado de colores en las páginas 22 y 23. La parte inferior del expositor permite añadir hasta tres bandejas adicionales para otros formatos de producto.

Width/Anchura: 24,80 in/63 cm.

Depth/Profundidad: 12,99 in/33 cm.

Height/Altura: 76,96 in/195,5 cm.

### Product combination examples:

Ejemplos de combinaciones de producto:

Model Air + Model Wash (EX141Full + EX145Full)



Model Air + Metal Color (EX141Full + EX121Full)



Model Air + Weathering Effects (EX141Full + EX707Full)



Model Air + Pigments (EX141Full + EX130Full)



# Displays

COLORES ACRILICOS PARA MODELISMO



**EX703/EX703 FULL**

## Panzer Aces

Complete range in countertop display. Contains 48 colors in 17 ml/0.57 fl oz bottles.

*Gama completa en expositor de sobremesa. Contiene 48 colores en botellas de 17 ml/0.57 fl oz.*

Width/Anchura: 19,88 in/50,5 cm.  
Depth/Profundidad: 10,04 in/25,5 cm.  
Height/Altura: 17,71 in/45 cm.



**EX702/EX702 FULL**

## Basic Game Color

Countertop display. Contains 48 colors in 17 ml/0.57 fl oz bottles.

*Expositor de sobremesa. Contiene 48 colores en botellas de 17 ml/0.57 fl oz.*

Width/Anchura: 19,88 in/50,5 cm.  
Depth/Profundidad: 10,04 in/25,5 cm.  
Height/Altura: 17,71 in/45 cm.



**EX706/EX706 FULL**

## Game Air

Countertop display. Contains 64 colors in 17 ml/0.57 fl oz bottles.

*Expositor de sobremesa. Contiene 64 colores en botellas de 17 ml/0.57 fl oz.*

Width/Anchura: 19,88 in/50,5 cm.  
Depth/Profundidad: 9,05 in/23 cm.  
Height/Altura: 22,04 in/56 cm.



**EX717/EX717 FULL**

## Aircraft Color Selection

Countertop display. Contains 128 colors in 17 ml/0.57 fl oz bottles.

*Expositor de sobremesa. Contiene 128 colores en botellas de 17 ml/0.57 fl oz.*

Width/Anchura: 19,88 in/50,5 cm.  
Depth/Profundidad: 10,04 in/25,5 cm.  
Height/Altura: 39,96 in/101,5 cm.



**EX718/EX718 FULL**

## AFV Color Selection

Countertop display. Contains 128 colors in 17 ml/0.57 fl oz bottles.

*Expositor de sobremesa. Contiene 128 colores en botellas de 17 ml/0.57 fl oz.*

Width/Anchura: 19,88 in/50,5 cm.  
Depth/Profundidad: 10,04 in/25,5 cm.  
Height/Altura: 39,96 in/101,5 cm.



**EX122/EX122 FULL**

## Complete Game Color

Countertop display. Contains 128 colors in 17 ml/0.57 fl oz bottles.

*Expositor de sobremesa. Contiene 128 colores en botellas de 17 ml/0.57 fl oz.*

Width/Anchura: 19,88 in/50,5 cm.  
Depth/Profundidad: 10,04 in/25,5 cm.  
Height/Altura: 39,96 in/101,5 cm.

# Displays



## EX712/EX712FULL Model Wash

Countertop display. Contains 18 Model Wash and 2 mediums, in 35 ml/1.18 fl oz bottles.  
*Expositor de sobremesa. Contiene 18 Model Wash y 2 médiums, en botellas de 35 ml/1.18 fl oz.*

Width/*Anchura*: 17,44 in/44,3 cm.  
Depth/*Profundidad*: 12,08 in/30,7 cm.  
Height/*Altura*: 14,96 in/38 cm.



## EX714/EX714FULL Weathering Effects

Countertop display. Contains 28 Weathering Effects in 40 ml/1.35 fl oz bottles.  
*Expositor de sobremesa. Contiene 28 Weathering Effects en botellas de 40 ml/1.35 fl oz.*

Width/*Anchura*: 17,44 in/44,3 cm.  
Depth/*Profundidad*: 12,08 in/30,7 cm.  
Height/*Altura*: 16,92 in/43 cm.



## EX713/EX713FULL Pigments

Countertop display. Contains 23 pigments and 1 auxiliary in 35 ml/1.18 fl oz bottles.  
*Expositor de sobremesa. Contiene 23 pigmentos y 1 producto auxiliar, en tarros de 35 ml/1.18 fl oz.*

Width/*Anchura*: 17,44 in/44,3 cm.  
Depth/*Profundidad*: 12,08 in/30,7 cm.  
Height/*Altura*: 16,92 in/43 cm.



## EX131/EX131 FULL Diorama Effects

Countertop display. Contains 20 textures in 200 ml/6.76 fl oz bottles.  
*Expositor de sobremesa. Contiene 20 texturas de 200 ml/6.76 fl oz.*

Width/*Anchura*: 17,44 in/44,3 cm.  
Depth/*Profundidad*: 12,08 in/30,7 cm.  
Height/*Altura*: 29,13 in/74 cm.



## EX120/EX120FULL Premium RC Color

Countertop display. Contains 60 colors in 60 ml/2.02 fl oz bottles.  
*Expositor de sobremesa. Contiene 60 colores en botellas de 60 ml/2.02 fl oz.*

Width/*Anchura*: 20,86 in/53 cm.  
Depth/*Profundidad*: 10,04 in/25,5 cm.  
Height/*Altura*: 34,25 in/87 cm.



## EX715/EX715FULL Mecha Color

Countertop display. Contains 80 colors in 17 ml/0.57 fl oz bottles.  
*Expositor de sobremesa. Contiene 80 colores en botellas de 17 ml/0.57 fl oz.*

Width/*Anchura*: 19,88 in/50,5 cm.  
Depth/*Profundidad*: 10,04 in/25,5 cm.  
Height/*Altura*: 26,57 in/67,5 cm.



**EX719/EX719FULL**

## Fantasy Colors Combi Range

Black metal floor length display, divided in two sections, allows for the addition of doors and wheels. Contains the Game Color complete range, the Game Air complete range and 48 Hobby Spray Paint units.

*Expositor metálico de pie, dividido en dos secciones que permite añadir puertas y ruedas. Contiene las gamas completas de Game Color y Game Air y 48 unidades de la gama de Hobby Spray Paint.*

Width/Anchura: 24,80 in/63 cm.

Depth/Profundidad: 12,99 in/33 cm.

Height/Altura: 76,96 in/195,5 cm.



**EX716/EX716FULL**

## Hobby Spray Paint

Black metal floor length display, divided in two sections, allows for the addition of doors and wheels.

*Expositor metálico de pie, dividido en dos secciones que permite añadir puertas y ruedas.*

Width/Anchura: 21,65 in/55 cm.


Depth/Profundidad: 17,52 in/44,5 cm.

Height/Altura: 77,36 in/196,5 cm.



# Displays

**NEW!**



**TEX401/TEX401FULL**

## Scenery

Tabletop display unit which allows for the display of Scenery, Diorama Products.

*Expositor giratorio de sobremesa que permite exponer la gama de Scenery, Diorama Products.*

Width/*Anchura*: 15,15 in/38,5 cm.  
Depth/*Profundidad*: 15,15 in/38,5 cm.  
Height/*Altura*: 39,76 in/101 cm.

**NEW!**



**TEX101/TEX101FULL**

## Basic Hobby Tools

Tabletop display unit which allows for the display of precision tools for modelers.

*Expositor giratorio de sobremesa que permite exponer la gama de herramientas de precisión para modelismo.*

Width/*Anchura*: 15,15 in/38,5 cm.  
Depth/*Profundidad*: 15,15 in/38,5 cm.  
Height/*Altura*: 39,76 in/101 cm.

**TEX103/TEX103FULL**

## Complete Hobby Tools

Display unit which allows for the complete range of precision tools for modelers.

*Expositor giratorio que permite exponer la gama completa de herramientas de precisión para modelismo.*

Width/*Anchura*: 15,15 in/38,5 cm.  
Depth/*Profundidad*: 15,15 in/38,5 cm.  
Height/*Altura*: 87 in/221 cm.

**ACRYLIC COLORS FOR MODELS & MINIATURES**

# Displays

COLORES ACRILICOS PARA MODELISMO



## TEX201/TEX201FULL

### Diorama Accessories

Tabletop display unit which allows for the display of Diorama Accessories.  
*Expositor giratorio de sobremesa que permite exponer la gama de accesorios para dioramas.*

Width/*Anchura*: 15,15 in/38,5 cm.  
Depth/*Profundidad*: 15,15 in/38,5 cm.  
Height/*Altura*: 39,76 in/101 cm.



## TEX301/TEX301FULL

### Hobby Stencils

Tabletop display unit which allows for the display of Hobby Stencils for models and dioramas.  
*Expositor giratorio de sobremesa que permite exponer la gama de plantillas para maquetas y dioramas.*

Width/*Anchura*: 15,15 in/38,5 cm.  
Depth/*Profundidad*: 15,15 in/38,5 cm.  
Height/*Altura*: 39,76 in/101 cm.



## EX710/EX710FULL

### Metal Color

Countertop display. Contains 19 colors in 32 ml/1.08 fl oz bottles.  
*Expositor de sobremesa. Contiene 19 colores en 32 ml/1.08 fl oz.*

Width/*Anchura*: 17,44 in/44,3 cm.  
Depth/*Profundidad*: 12,08 in/30,7 cm.  
Height/*Altura*: 16,02 in/40,7 cm.



## EX711/EX711FULL

### Surface Primers

Countertop display. Contains 18 colors in 60 ml/2.02 fl oz bottles.  
*Expositor de sobremesa. Contiene 18 colores de 60 ml/2.02 fl oz.*

Width/*Anchura*: 17,44 in/44,3 cm.  
Depth/*Profundidad*: 12,08 in/30,7 cm.  
Height/*Altura*: 16,02 in/40,7 cm.

# How to...

## Product Guide

- ...weather a barrel
- ...with Thinner & Pigments
- ...painting a bear
- ...weeds on pavement
- ...masking aircraft cabins
- ...aircraft tires
- ...fuel stains



# ...weather a barrel

Corrosion and rusting in metals are extremely common with the pass of time, though sometimes difficult to depict on a model. This guide shows an easy step by step process to age and weather a barrel quickly and with spectacular results.

Los efectos de corrosión y óxido en metales son muy comunes con el paso del tiempo, pero a veces son difíciles de recrear en un modelo. Esta guía muestra un paso a paso sencillo para envejecer un barril de forma rápida y con resultados espectaculares.

by Ángel Giráldez



**1** With Black Surface Primer 70.602 the barrel is primed applying 3 fine layers by airbrush. *Se imprime el barril con Surface Primer Negro 70.602 aplicando 3 finas capas con el aerógrafo.*



**2** The base color Medium Sea Grey 70.870 is airbrushed. *Se aplica el color Gris Marina Medio 70.870 usando el aerógrafo.*



**3** A mixture 80% White 70.951 and 20% Medium Sea Grey is applied to highlight the upper part of the barrel. *Se aplica una mezcla de 80% Blanco 70.951 y 20% Gris Marina Medio 70.870 para iluminar la parte alta del barril.*



**4** Using an old brush several scratches are applied with Black Glaze 70.855. It's important not to add any water to the color. *Usando un pincel viejo se aplican unos arañazos con la pátina Negro 70.855. Es importante no añadir agua al color.*



**5** The best way to create the wearing is by releasing a bit of paint on a paper, then place the brush on the area that needs painting and drag the paint until the wearing effect is achieved. *La técnica es descargar un poco de pintura en un papel, luego apoyar el pincel en la superficie que se desea pintar y arrastrar la pintura hasta conseguir el efecto de desgaste.*



**6** Several effects such as oil or rust stains are applied to the barrel with the colors Petrol Spills 73.817, Oil Stains 73.819 and Rust Texture 73.821. *Se aplican diferentes efectos en el barril, como manchas de aceite o óxido con los colores Salpicaduras de Petróleo 73.817, Manchas de Aceite 73.819 y Textura de Óxido 73.821.*



**7** Dry rust is applied to the lower joints of the barrel with Burnt Sienna 73.106. *Con Siena Calcinado 73.106 se aplica óxido seco en las juntas bajas del barril.*



**8** Lastly, washes are applied with Blue Green 70.808 to achieve the effect of corrosive liquid. *Por último, con Azul Verde 70.808 se aplican lavados para conseguir un efecto de líquido corrosivo.*



Final result.  
Resultado final.

# ...with Thinner & Pigments

The use of Vallejo Thinner as a diluent allows the creation of interesting effects when working with pigments mixed directly with it, or working al fresco on a surface moistened with a brush. The finish of the mix is ideal to depict dry dust, with a matt finish.

*El uso de Vallejo Thinner como diluyente nos permite generar interesantes efectos al trabajar con pigmento mezclado directamente con el mismo o bien trabajando al fresco sobre una superficie humedecida con un pincel. El acabado de la mezcla es ideal para reproducir polvo reseco, con un acabado mate.*

by Chema Cabrero



**1** Desired pigment references are chosen; it is always advisable to use several shades to give the model a greater variety of tones.  
*Se escogen las referencias de pigmentos deseadas, siempre es aconsejable utilizar varias referencias para aportar al modelo una mayor variedad.*



**2** With a brush moistened with Thinner 71.261, the surface of the model is dampened, in this case the running wheels and tracks of a tank.  
*Con un pincel humedecido con Thinner 71.261, se humedece la superficie del modelo, en este caso las ruedas de un carro.*



**3** The pigment references are mixed directly over the model in a random way.  
*Las referencias de pigmento se mezclan al fresco y de manera aleatoria sobre el modelo.*



**4** The pigment is mixed with Thinner until a dense mixture is achieved.  
*Se mezcla el pigmento con Thinner hasta conseguir una mezcla densa.*



**5** The same mixture is applied on the tracks in several layers. The mix reaches easily the links, crevices and holes, so once dry it generates a very realistic embedded dry powder effect.  
*La mezcla se aplica sobre las cadenas en varias capas. Al introducirse fácilmente por hendidas y huecos, una vez seco, genera un efecto de polvo reseco incrustado muy realista.*



**6** A more liquid mixture can be used to easily create splash effects.  
*Una mezcla menos densa se puede usar para crear efectos de salpicaduras de forma muy simple.*



Final result.  
*Resultado final.*

# ...painting a bear

Depicting the fur on a bear can be complicated as different tonalities have to be used; the wet blending technique that this step by step guide outlines provides spectacular results in little time.

*Recrear el pelaje de un oso a veces puede ser complicado si se tienen que usar diferentes tonalidades; con la técnica "wet blending" explicada en este paso a paso conseguiremos unos resultados espectaculares y en poco tiempo.*

by Ángel Giráldez



**1** The bear is primed with Surface Primer 70.602, applying 2 thin layers is enough. *Se imprima el oso con Surface Primer Negro 70.602, aplicándole 2 capas finas es suficiente.*



**2** Chocolate Brown 70.872 is applied as base color, leaving some areas in black to simulate darker fur. *Se aplica el color base Marrón Chocolate 70.872, dejando algunas zonas en negro para simular un pelaje más oscuro.*



**3** With Saddle Brown 70.940 & Cork Brown 70.843 and the wet blending technique, different shades of brown are applied to provide the fur with more tonality. *Con Marrón Cuero 70.940, Marrón Corcho 70.843 y la técnica de "wet blending", se van aplicando diferentes tonos de marrones para darle más tonalidades al pelaje del oso.*



**4** As the paint dries up, it is noticeable that the colors blend amongst with each other. *Al secar la pintura, se observa cómo los colores se funden entre sí.*



**5** With a 50% mixture of Cork Brown 70.843 and Dark Sand 70.847, more lights are applied to some areas of the fur. Some shadows are also applied in certain areas of the fur with Black 70.950 and Chocolate Brown 70.872 to force the volume on the shadow. *Mezclando al 50% de Marrón Corcho 70.843 y Arena Oscura 70.847, se aplican más luces a algunas partes del pelaje. Algunas sombras con Negro 70.950 y Marrón Chocolate 70.872, para ir forzando los volúmenes de sombra.*



Final result. Resultado final.



**6** Lastly, the claws, teeth and eyes of the bear are painted with Dark Sand 70.847. *Por último se pintan las garras, los dientes y los ojos, con Arena Oscura 70.847.*



# ...weeds on pavement


The addition of small details makes our groundworks more interesting and realistic. This step by step will show you how to replicate bushes and small grass spots growing in pavement joints, using different Vallejo Scenery products.

Los pequeños detalles añaden realismo e interés a nuestros terrenos. En este paso a paso os mostraremos como simular matos de hierba creciendo en las juntas de un suelo de hormigón usando diferentes referencias de Vallejo Scenery.

by Jaume Ortíz



**1** View of the groundwork prior the application of grass.  
*Vista del terreno en el que se añadirán matos y hierba creciendo en las juntas del pavimento.*



**2** Vallejo Scenery SC401 Wild Tuft - Dry Green is used to replicate the small bushes. The product comes in different shapes and sizes allowing to choose the ones more adequate for each project.  
*Se usa la referencia de Vallejo Scenery SC401 Wild Tuft - Dry Green para crear los matos. Se puede elegir entre diferentes formas y tamaños, la que se aproxime más a las necesidades del proyecto.*



**3** The small bush is cut into strips to fit the in to the pavement joints.  
*Se elige un matoso y se corta en tiras para poder ubicarlas en las grietas del suelo.*




**4** Bushes are placed with the help of tweezers. The product is self-adhesive, so the use of glue is not needed.  
*Con la ayuda de unas pinzas se coloca el matoso en su lugar. El adhesivo incorporado permite que permanezca firme sin necesidad de usar otro pegamento.*



**5** As many spots as needed are placed to get the desired effect.  
*Se van colocando más matos para crear el efecto deseado.*



**6** Vallejo Scenery SC409 Wild Tuft - Autumn was used to add different lengths and color spots. Spots are placed randomly to get a pleasant and realistic effect.  
*Se usa la referencia SC409 Wild Tuft - Autumn, de diferente longitud y color, para dar variedad al conjunto. Se colocan estratégicamente para crear un conjunto armónico y realista.*



**7** Placement of spots over a similar groundwork.  
*Colocación de matos en otro terreno similar.*




**8** The groundworks finished.  
*Vista de los terrenos finalizados.*

# ...masking aircraft cabins

Painting the structure of the glass parts of aircraft has always been a headache. Here is a simple guide to solve this problem.

*Pintar la estructura de las partes acristaladas de los aviones siempre ha supuesto más de un dolor de cabeza. Este paso a paso es una guía sencilla para solventar este problema.*


by Pieza a Pieza Modelling Workshop



**1** The materials used are simple, Vallejo Liquid Mask 70.523 and Masking Tape, a fine honed cutter and tweezers.  
*Los materiales que se emplean son muy simples: cinta de enmascarar de Vallejo, un cutter bien afilado, pinzas y Máscara Líquida.*




**2** First the side of the window that we want to mask needs to be measured.  
*Primero medimos un lateral del cristal que pretendemos proteger o enmascarar.*




**3** A piece of masking tape is cut slightly shorter than the size needed; for example: if 8 mm are needed we subtract 1 mm.  
*Cortamos un trozo de cinta de enmascarar con una medida inferior, por ejemplo: si la distancia es de 8 mm restamos 1 mm.*




**4** The same process is done for the other window.  
*Repetimos el mismo proceso con el otro lateral del cristal.*




**5** Again, a piece of masking tape is cut slightly shorter than the size needed. A cutting mat and a new blade in the cutter are essential to obtain a precise result.  
*Y de nuevo cortamos el trozo de máscara con una medida inferior. Una plancha de corte y una cuchilla nueva en nuestro cutter es fundamental para realizar un trabajo preciso.*




**6** Overlapping 4 pieces of masking tape of the right measure ensures that the masked area is perfect.  
*Al solapar 4 trozos de cinta con la corrección en la medida, nos aseguramos que el área enmascarada sea perfecta.*



**7** Another method for this process, is placing a piece of masking tape wide enough to cover. Using a pencil, the outline of the window is drawn.  
*Otra manera consiste en colocar un trozo de cinta del ancho suficiente para que cubra con holgura. Con la ayuda de un lápiz o similar, dibujamos el contorno del cristal.*



**8** The masking tape is removed and precise cutting is done on the cutting mat. With the help of Vallejo Tweezers T12003 the masking tape is separated.  
*La retiramos y cortamos con precisión sobre superficie de corte. Separamos la cinta con la ayuda de unas pinzas de Vallejo T12003.*



**9** This method is quicker, but required a lot more precision and doesn't allow for errors when cutting. If the cut is too long or too short, the process will need to start again.  
*Este método es más rápido, pero requiere de mucha precisión y no admite errores en el corte. Si nos pasamos o quedamos cortos tendremos que repetir el proceso.*






**10** The use of masking tape can be combined with Liquid Mask 70.523.  
*También podemos combinar el uso de la cinta de enmascarar con la Máscara Líquida 70.523.*




**11** The chosen method to protect the windows will vary depending on the type of cabin.  
*La elección del método de protección de la zona acristalada variará en función del tipo de cabina.*




**12** It is important to protect the interior area and, for that purpose, the combination of masking tape and Vallejo Liquid Mask is ideal.  
*No olvidemos proteger la zona interna, para tal fin, la combinación de cinta de enmascarar y Máscara Líquida de Vallejo es ideal.*



**13** Once all the windows have been covered, the piece is airbrushed with the desired color, in this case Grey Violet RLM75 71.259.  
*Una vez cubiertas todas las zonas acristaladas, aerografiamos con el color correspondiente, en este caso 71.259 RLM 75.*



**14** A sensible length of time is required to allow the color to dry prior to removing the masking tape. First, with the help of a cutter, a corner is detached.  
*Esperamos un tiempo prudencial de secado para retirar la cinta de enmascarar. En primer lugar despegamos una esquina con la ayuda de un cutter.*



**15** Then, the whole masking tape is removed with the aid of precision tweezers.  
*Para a continuación retirar la cinta con unas pinzas de precisión.*



**16** The result is a neat and perfectly defined structure.  
*El resultado es una estructura nítida y perfectamente definida.*

Examples of cabins finished using the previously outlined techniques. If greater realism is wanted, the internal part can be painted or even the rivets can be simulated... you set the limits.  
*Ejemplos de cabinas realizadas con las técnicas anteriormente descritas. Si queremos realizar un mayor realismo, podemos pintar la zona interna, perfilar la estructura o incluso imitar los remaches... el límite lo pones tú.*

# HOW TO...

## ...aircraft tires

Tires of aircraft are exposed to the different grounds of air bases and operational theaters of their assignments, as well as to the spillage of liquids and fuel of the engine. Below is a simple guide for the creation of these effects.

Los neumáticos de los aviones están expuestos a diferentes terrenos en las bases y teatros de operaciones, así como a manchas de líquidos y fluidos del aparato. Este paso a paso muestra una sencilla guía para simular dicho aspecto.

by Pieza a Pieza Modelling Workshop



**1** First we apply an overall layer of Black 71.057.  
*En primer lugar aplicamos una capa general con Negro 71.057.*



**2** We highlight the side of the tire with Tire Black 71.315.  
*Resaltamos el lateral y la banda de rodadura del neumático con Negro Caucho 71.315.*



**3** The same treatment for the front of the tire.  
*Así como la banda de rodadura.*



**4** Using a sand or ocre color (in this case Sand Beige 71.244) we provide chromatic contrast to simulate dirt and accumulated dust.  
*Con un tono arena u ocre, en nuestro caso Sandbeige 71.244, damos contraste cromático para simular suciedad y polvo acumulado.*



**5** We insist again with this color in the area of contact with the floor, which tends to accumulate dust and remnants of rubber.  
*Insistimos de nuevo con este color en la zona de contacto con el suelo, proclive a la acumulación de polvo y desgastes del caucho.*



**6** If we want to tone down and level the color applied so far, we can airbrush Tire Black 71.315, diluted with Airbrush Thinner 71.261.  
*Si queremos atenuar y equilibrar los tonos aplicados hasta el momento, aerografiamos Negro Caucho 73.315 rebajado con Airbrush Thinner.*



**7** The whole tire is covered with masking tape.  
*Con cinta de enmascarar de Vallejo protegemos toda la zona del neumático.*



**8** The rim of the wheel is of standard metal. We apply a coat of Surface Primer.  
*La llanta de la rueda luce un acabado en metal natural. Previamente damos una capa de Imprimación Negro Brillante 77.660.*



**9** When the primer has dried, we apply Silver 77.724 Metal Color range.  
*Una vez seca la imprimación, utilizamos el color Plata 77.724 de la gama Metal Color.*



**10** As soon as the color Silver has dried, we use Black 76.518, lightly diluted with water, and insisting on the rivets and volumes.  
*Una vez seco, usamos Model Wash Negro 76.518, diluido levemente con agua, insistiendo en remaches y volúmenes.*



**11** We highlight the edges and the higher reliefs of the piece with Aluminum 71.062, using the "dry brush" technique.  
*Resaltamos las aristas y relieves más pronunciados de la pieza con la técnica de pincel seco y Aluminio 71.062.*



**12** In case the tire has the logo of the manufacturer, or imprints of numbers, etc., we proceed to outline these with Liquid Mask 70.523.  
*Si el neumático presenta logos de fabricante, numerales, etc., lo delimitamos con Máscara Líquida 70.523.*



**13** Using White 70.951, we then paint these markings with a very fine brush, the Liquid Mask we applied in step 12 keeps the color from spreading to adjacent areas.  
*Con un pincel fino y con Blanco 70.951 pintamos dichos marcajes. La máscara líquida previene manchas en la zona adyacente.*



**14** Small details such as the air valve are painted with various shades of Model Color. Each aircraft model will have its particular colors.  
*Pequeños detalles como la válvula de aire, latiguillos, etc., los decoramos con diversos tonos de Model Color. Cada modelo de rueda y avión tendrá sus colores particulares.*



**15** It is usual to observe drops and splashes of oil and fuel, and the Weathering range of products contains a series of references which are perfect to simulate these.  
*Es habitual observar salpicaduras y restos de aceite, combustible, etc. La gama Weathering tiene varias referencias perfectas para simular estas manchas.*



**16** If we want to show rests of soil on the wheels, such as would be found on un-asphalted runway, the pigments are ideal for the job. First we apply Pigment Binder 26.233 to the tire.  
*Si queremos simular trazos de tierra, propios de aeródromos no asfaltados, los pigmentos son ideales para tal fin. En primer lugar aplicamos Fijador de Pigmentos 26.233.*



**17** Next we spread the pigment on the surface. For this model, we are using Natural Siena 73.105.  
*A continuación depositamos el pigmento. En nuestro caso optamos por el color Siena Natural 73.105.*



**18** Excess pigment is removed by rubbing the tire with a flat brush, as little or as much as we consider appropriate.  
*Con un pincel plano frotamos para eliminar el exceso de pigmento, según el grado de suciedad o acumulación de polvo que queramos.*



**19** If the tire has a well defined pattern, we can apply dry pigment directly unto the surface.  
*Si el neumático presenta un pronunciado dibujo en su superficie, depositamos pigmento en seco.*



**20** The excess pigment is removed with a piece of cloth or by simply rubbing the tire with your finger.  
*El sobrante lo retiramos con un trapo o simplemente frotando con el dedo, así de fácil.*



**21** Here is the wheel – the amount of wear and dirt depends on the situation and the historical moment we want to show with our model.  
*El aspecto de la rueda, así como su grado de desgaste y suciedad dependerá de la situación y momento histórico que queremos representar en nuestra maqueta.*



## HOW TO...

# ...fuel stains with Stencil ST-AFV002

Depicting fuel stains from leakages on fuel drums adds realism to any diorama; this step by step guide shows how to simulate fuel stains that would appear under long time stored fuel drums with a stencil.


*Representar las manchas de petróleo que dejan bidones de combustible en el suelo añade realismo a cualquier diorama; este paso a paso muestra cómo usar una plantilla de Vallejo Stencils para simular manchas de petróleo en el suelo de una zona de almacenamiento.*

by Jaume Ortiz




- 1** The groundwork was carved over a piece of foam board. Heavy weathered concrete texture was simulated with a knife.

*Vista del terreno que simula la zona donde ubicaremos las manchas de combustible. El terreno se fabricó con una pieza de cartón pluma, cortada y texturada para simular una superficie de hormigón muy desgastada.*



- 2** A mix of 40% Glossy Black 70.861, 10% Periscopes 70.309 and 50% Gloss Varnish 70.510, was airbrushed over the stencil.

*Con una mezcla de 40% Negro Brillante 70.861, 10% Periscopios 70.309 y 50% Barniz Brillante 70.510, se aerografía sobre la plantilla las veces necesarias para que cubra uniformemente.*



- 3** The template offers several stain shapes in order to get a realistic effect. After every application, results must be checked.

*La plantilla ofrece diferentes formas de manchas para conseguir un efecto variado y realista a la vez. Después de cada aplicación se comprueba el efecto conseguido.*



- 4** The moisture effect is reinforced repainting the stains with the same mixture and with a round brush.


*Con la misma mezcla aplicada a pincel, se insiste sobre las manchas aerografiadas para conseguir más definición en algunas zonas y aumentar el brillo.*



- 5** A mix of Chocolate Brown 70.872 and Gloss Varnish 70.510 was applied on pavement joints and other ground zones to simulate spilled fuel.

*Con Marrón Chocolate 70.872, mezclado con Barniz Brillante 70.510, se simulan encharcamientos de combustible en las grietas del pavimento y entre los cercos de los bidones.*

- 7** Finally, a fuel drum from reference SC202 (German fuel drums no. 2) was attached to the base. Finalmente se añade un bidón de combustible de la referencia SC202 (Bidones de gasolina alemanes Núm. 2).



- 6** Some random fuel stains were simulated with the tip of a round brush.

*Con la punta del pincel, se pintan algunas salpicaduras de combustible.*

# Historical Color References Guide for Aircraft and AFV Series



List of WWII and Modern  
Aircraft Camouflage  
colors based on official  
documentation

List of WWI, WWII and  
Modern AFV Camouflage  
colors based on official  
documentation

# List of WWII and Modern Aircraft Camouflage colors based on official documentation

Official Name	Model Air Name	Ref.
<b>USAAF &amp; US Navy Pre-War to WWII</b>		
ANA 501 Light Blue	French Blue	71.088 + 70.510
ANA 502 Insignia Blue	Signal Blue	71.091 + 70.510
ANA 503 Light Green	Light Green Chromate	71.006 + 70.510
ANA 504 Olive Drab	USAF Olive Drab	71.016
ANA 505 Light Yellow	Medium Yellow	71.002 + 70.510
ANA 506 Orange Yellow	Yellow RLM04	71.078 + 70.510
ANA 507 Aircraft Cream	Beige	71.074 + 70.510
ANA 508 International Orange	Light Red	71.086 + 70.510
ANA 509 Insignia Red	Flat Red	70.957 + 70.510
ANA 511 Insignia White	Insignia White	71.279 + 70.510
ANA 513 Engine Gray	Panzer Dark Grey	71.056 + 70.510
ANA 601 Insignia White	Insignia White	71.279
ANA 602 Light Grey	Light Gull Gray	71.121
ANA 603 Sea Gray	Medium Gunship Gray	71.097
ANA 604 Black	Black	71.057
ANA 605 Insignia Blue	Signal Blue	71.091
ANA 606 Semi-Gloss Sea Blue	USN Sea Blue	71.295 + 70.522
ANA 607 Non Specular Sea Blue	USN Sea Blue	71.295
ANA 608 Intermediate Blue	Intermediate Blue	71.299
ANA 609 Azure Blue	UK Azure Blue	71.108
ANA 610 Sky	Sky Green / IJA Light Grey Green	71.321
ANA 611 Interior Green	US Light Green	71.137
ANA 612 Medium Green	USAF Green	71.124
ANA 613 Olive Drab	USAF Olive Drab	71.016
ANA 614 Orange Yellow	Yellow RLM04	71.078
ANA 615 Middlestone	Middlestone	71.031
ANA 616 Desert Sand	US Desert Sand	71.140
ANA 617 Dark Earth	US Field Drab	71.139
ANA 618 Dull Red	Cavalry Brown	70.982
ANA 619 Bright Red	Flat Red	70.957 + 70.510
ANA 620 Light Gull Grey	Light Gull Gray	71.121
ANA 621 Dark Gull Grey	Dark Gull Gray	71.277
ANA 622 Jet Black	Black	71.057 + 70.510
ANA 623 Glossy Sea Blue	Glossy Sea Blue	71.300
Aluminium	Aluminium	71.062
Bronze Green	Yellow Olive	71.013 + 70.522
Curtiss Brown (DuPont No. 71-009)	USAF Brown	71.125
Curtiss Green (DuPont No. 71-013)	US Forest Green	71.294
Curtiss Grey (DuPont No. 71-021)	USAAF Light Gray	71.296
Dark Dull Green	USAF Green	71.124
Grumman Grey	Light Gull Gray	71.121
M-485 Blue Gray	Faded PR.U. Blue	71.109
M-495 Light Gray	M495 Light Gray	71.298
N. 41 Olive Drab	N.41 Dark Olive Drab	71.316
N. 42 Medium Green	USAF Green	71.124
N. 43 Neutral Grey	Neutral Gray	71.051
N. 47 Orange Yellow	Yellow RLM04	71.078
N. 49 Sand	US Desert Sand	71.140
Zinc Chromate Green	Green Zinc Chromate	71.094
Zinc Chromate Salmon (Vought F4U)	US Interior Yellow + Fire Red	71.107 + 71.084
Zinc Chromate Yellow	US Interior Yellow	71.107
<b>Israel Air Force 1947 to present (IAF Colors)</b>		
ANA 613 Olive Drab	USAF Olive Drab	71.016
ANA 623 Glossy Sea Blue	Glossy Sea Blue	71.300
Avia Green	Golden Olive	70.857
Black-Green	Black Green	71.018
Brown	USAF Brown	71.125
Brown	US Earth Brown	71.290
Dark Brown	BS Dark Earth	71.323
Dark Ghost Grey	Dark Ghost Grey	71.120
Dark Green	BS Dark Green	71.324

Official Name	Model Air Name	Ref.
<b>Israel Air Force 1947 to present (IAF Colors)</b>		
Dark Gull Gray	Dark Gull Gray	71.277
Dark Sea Blue	Grey Blue	71.005
Doped Silver	Aluminium	71.062
Earth Brown	USA Flat Brown	71.026
Green	Pale Green	71.095
Green	Green	71.329
Grey	Sky Grey	70.989
Identification Yellow	Yellow RLM04	71.078
Light Blue	Light Blue	71.306
Light Blue	Light Blue	71.328
Light Ghost Gray	USN Light Ghost Gray	70.615
Light Ghost Grey	USN Light Ghost Grey	70.615
Light Grey	Light Gull Gray	71.121
Light Mediterranean Blue	IDF Blue	71.113
Light Stone	UK Light Stone	71.143
Medium Brown	English Uniform	70.921
Medium Sea Grey	BS Medium Sea Grey	71.307
Middle Stone	Middle Stone	71.031
N. 43 Neutral Grey	Neutral Gray	71.051
Ocean Grey	Ocean Grey	71.273
Olive Drab	USA Olive Drab	71.043
Red Brown	Camouflage Pale Brown	71.035
Royal Sea Blue	Signal Blue	71.091
Sand	IAF Sand	71.327
Sky Green	Sky Type S	71.302
Sky Green	Sky Green	71.321
Stone-Yellow	Sand Yellow	71.028
Trainer Yellow	Deep Yellow	70.915
Uniform Green	Tank Crew	70.336
Yellow Identification "V"	Yellow Ochre	70.913
<b>Imperial Japanese Army (IJA) Pre-War to WWII</b>		
"AOTAKE" Translucent Green	"AOTAKE" Translucent Green	71.417
Aluminium	Aluminium	71.062
IJA Dark Beige	IJA Dark Beige	71.416
IJA Dark Green	IJA Dark Green	71.285
IJA Grey Green	IJA Grey Green	71.326
IJA Khaki Brown	IJA Khaki Brown	71.287
IJA Light Grey Green	Sky Green / IJA Light Grey Green	71.321
IJA Olive Green	IJA Olive Green	71.286
<b>Imperial Japanese Navy (IJN) Pre-War to WWII</b>		
"AOTAKE" Translucent Blue	"AOTAKE" Translucent Blue	71.419
IJN Ash Grey	IJN Ash Grey	71.311
IJN Black Green	IJN Black Green	71.322
IJN Dark Black Green	IJN Dark Black Green	71.325
IJN Deep Dark Green	IJN Deep Dark Green	71.310
IJN Medium Brown	IJN Medium Brown	71.418
IJN Medium Grey	IJN Medium Grey	71.312
Mitsubishi Interior Green	Interior Green	71.010
<b>Luftwaffe WWII</b>		
RLM 00 Wasserhell	Gloss Varnish	70.510
RLM 01 Silber	Silver RLM01	71.063
RLM 02 RLM Grau	Grey RLM02	71.044
RLM 04 Gelb	Yellow RLM04	71.078
RLM 05 Lasur	Ivory RLM05	71.106
RLM 21 Weiss	White	71.001
RLM 22 Schwarz	Black	71.057
RLM 23 Rot	Red RLM23	71.003
RLM 24 Dunkelblau	Dark Blue RLM24	71.266
RLM 25 Hellgrün	Light Green RLM25	71.267
RLM 26 Braun	Brown RLM26	71.105
RLM 42 Grau	Dark Grey RLM42	71.123

# WWII and Modern Aircraft Camouflage colors

Official Name	Model Air Name	Ref.
<b>Luftwaffe WWII</b>		
RLM 61 Dunkelbraun	Dark Brown RLM61	71.042
RLM 62 Grün	Green RLM62	71.104
RLM 63 Hellgrau/Grüngrau	Light Grey RLM63	71.260
RLM 65 Hellblau	Light Blue RLM65	71.255
RLM 66 Schwarzgrau	Black Grey RLM66	71.055
RLM 70 Schwarzgrün	Black Green RLM70	71.021
RLM 71 Dunkelgrün	Dark Green RLM71	71.015
RLM 72 Grün	Green RLM72	71.263
RLM 73 Grün	Green RLM73	71.256
RLM 74 Graugrün	Grey Green RLM74	71.258
RLM 75 Grauviolett	Grey Violet RLM75	71.259
RLM 76 Lichtblau	Light Blue RLM76	71.257
RLM 78 Hellblau	Light Blue RLM78	71.101
RLM 79 Sandgelb	Sand Yellow RLM79	71.278
RLM 80 Olivgrün	Olive Green RLM80	71.265
RLM 81 Braunviolett	Brown Violet RLM81	71.264
RLM 82 Hellgrün	Light Green RLM82	71.022
RLM 83 Dunkelgrün	Dark Green RLM83	71.011
RLM 84 Graublau	Grey Blue RLM84	71.103
<b>France Armée de l'Air Pre-War to 1945</b>		
Aluminium Matt	Aluminium	71.062
Bleu	AMT-7 Greyish Blue	71.318
Bleu Intérieur	Signal Blue	71.091
Brun Chocolate	US Earth Brown	71.290
Brun Mat	Armour Brown	71.041
Chamois Primer	Beige	70.917
Gris Bleu Clair	USAF Medium Gray	71.275
Gris Bleu Fonce	Dark Grey	71.110
Jaune	Yellow RLM04	71.078
Jaune Sahara	Sand Yellow	71.028
Khaki 1	US Olive Drab	71.043
Khaki 2	Yellow Olive	71.013
Noir	Black	71.057
Ombre Calcienne	Burnt Umber	71.040
Rouge	Dark Vermillion	70.947
Sienne Naturelle (Terre de Sienne)	Camouflage Pale Brown	71.035
Terre Fonce	US Field Drab	71.139
Vert	NATO Green	71.092
Vert Protectif	Gunship Green	71.014
<b>Soviet Air Force VVS WWII</b>		
3B (Dark Green)	3B Russian Green	71.281
4B0 (Camouflage Green)	Russian Green 4B0	71.017
A-18F (Gloss Light Blue)	A-18F Light Blue	71.413
A-19F (Gloss Grass Green)	A-19F Grass Green	71.411
A-21M (Matt Light Yellowish Brown)	A-21 Light Yellowish Brown	71.415
A-24M (Matt Camouflage Green)	A-24M Camouflage Green	71.303
A-26M (Matt Black)	Black	71.057
A-28M (Matt Greyish Blue)	A-28M Greyish Blue	71.319
AE-14 (Light Blue)	Pale Blue	71.008
AEH-9 (Gloss Light Grey)	AEH-9 Light Grey	71.414
All (Semigloss Red)	Ferrari Red	71.085
All Aluminiumy (All Aluminium)	Aluminium	71.062
All Svetlo goluboi (Gloss Light Blue)	All SV Gol Light Blue	71.317
All Zashchitnyi (Gloss Camoufl. Green)	All Zashchitnyi Camouflage Green	71.410
ALG-1 (Zinc-Chrome Yellowish)	Ivory RLM05	71.106
AMT-1 (Matt Light Greyish Brown)	AMT-1 Light Greyish Brown	71.320
AMT-11 (Matt Blue Grey)	AMT-11 Blue Grey	71.304
AMT-12 (Matt Dark Grey)	AMT-12 Dark Grey	71.308
AMT-4 (Matt Camouflage Green)	AMT-4 Camouflage Green	71.301
AMT-6 (Matt Black)	NATO Black	71.251
AMT-7 (Matt Greyish Blue)	AMT-7 Greyish Blue	71.318
Grey-Blue	VVS Grey Blue	71.412
MK-7 (Matt White)	White	71.001
MV-1 (Gloss Blue-Grey)	IDF Blue	71.113
"Zashchitnyi" (Khaki)	Zashchitnyi Khaki	71.409

Official Name	Model Air Name	Ref.
<b>RAF-FAA WWII</b>		
BS 101 No.1 Sky Blue "Duck Egg Blue"	No.1 Sky Blue "Duck Egg Blue"	71.404
BS 106 Dull Roundel Blue	Signal Blue	71.091
BS 210 Sky Type S	Sky Type S	71.302
BS 216 Eau de Nil "Duck Egg Green"	Eau de Nil "Duck Egg Green"	71.009
BS 241 Dark Green	BS Dark Green	71.324
BS 283 Interior Grey-Green	IDF/IAF Green	71.126
BS 356 Trainer Yellow/Identific. Yellow	Yellow RLM04	71.078
BS 361 Light Stone	UK Light Stone	71.143
BS 362 Middle Stone	Middle Stone	71.031
BS 435 Dull Roundel Red	Rust	71.080
BS 450 Dark Earth	BS Dark Earth	71.323
BS 538 Insignia Red	Fire Red	71.084
BS 629 Ocean Grey	Ocean Grey	71.273
BS 634 Dark Slate Grey	Dark Slate Grey	71.309
BS 636 PR.U. Blue	Faded PR.U. Blue	71.109
BS 637 Medium Sea Grey	BS Medium Sea Grey	71.307
BS 638 Dark Sea Grey	BS Dark Sea Grey	71.405
BS 639 Light Slate Grey	Light Slate Grey	71.406
BS 640 Extra Dark Sea Grey	US Dark Gray	71.110
BS 642 Night Black	Black	71.057
Aluminium	Aluminium	71.062
Azure Blue	UK Azure Blue	71.108
Dark Mediterranean Blue	Dark Mediterranean Blue	71.313+70.510
Deep Sky	Deep Sky	71.090
Extra Dark Sea Green	USAF Green	71.124
Interior Grey-Green (variante)	Pale Green	71.095
Interior Grey-Green (variante)	Interior Grey-Green	71.305
Light Earth	US Earth Yellow	71.291
Light Green	Light Green	71.403
Light Mediterranean Blue	IDF Blue	71.113
PR.U. Pink	PR.U. Pink	71.408
Sky Blue	Sky Blue	71.306
Sky Grey	Sky Grey	71.407
White/Insignia White	Insignia White	71.279
<b>Italy Regia Aeronautica Pre-War to 1945</b>		
Alluminata	Aluminium	71.062
Azzurro 11	Deep Sky	71.090
Bianco Avorio 5	Skin Tone + White	71.076 + 71.001
Bianco Neve 6	White	71.001
Bruno 10	Hull Red	71.039
Bruno Mimetico	USA Flat Brown	71.026
Giallo Cromo 7	Flat Yellow	70.953
Giallo Mimetico 1	Yellow Ochre + White	70.913 + 70.951
Giallo Mimetico 2	US Interior Yellow + Black	71.107 + 71.057
Giallo Mimetico 3	Yellow Ochre	70.913
Giallo Mimetico 4	Middle Stone	71.031
Grigio Azzurro Chiaro 1	M495 Light Gray + White	71.298 + 71.001
Grigio Azzurro Scuro 3	Medium Gunship Gray	71.097
Grigio Mimetico	USAF Medium Gray + White	71.275 + 71.001
Marrone Mimetico 1	Cavalry Brown	70.982
Marrone Mimetico 2	US Field Drab	71.139
Marrone Mimetico 53193	Camouflage Pale Brown	71.035
Nero Opaco 12	Black	71.057
Nocciola Chiaro 4	USAF Brown	71.125
Rosso 8	Fire Red	71.084
Verde 9	Black Green	70.980
Verde Anticorrosione 1	Interior Grey Green + White	71.305 + 71.001
Verde Anticorrosione 2	IDF/IAF Green + White	71.126 + 71.001
Verde Mimetico 1	US Light Green + White	71.137 + 71.001
Verde Mimetico 2	USAF Green	71.124
Verde Mimetico 3	US Dark Green	71.289
Verde Mimetico 53192	IDF/IAF Green	71.126
Verde Oliva Scuro 2	Yellow Olive	71.013
Verde Prato Anticorrosione	Light Green	71.403

# WWII and Modern Aircraft Camouflage colors

Official Name	Model Air Name	Ref.
<b>Soviet/Russian AF Colors post WWII to present "Cold War" Silver Darts</b>		
Aluminium	Aluminium	71.062
Silver	Silver RLM01	71.063
Chrome	Chrome	71.064
Steel	Steel	71.065
Gun Metal	Gunmetal	71.072
Black	Black	71.073
A-14 Steel Grey	A-14 Steel Grey	71.336
Cockpit Emerald Green "Faded"	Cockpit Emerald Green "Faded"	71.331
<b>Soviet/Russian AF Colors post WWII to present Scheme "Tactical" (Part 1) 1960-2000</b>		
Dark Green	Russian AF Dark Green	71.347
Golden/Reddish Brown	Golden Brown	71.032
Dark Brown (1)	Dark Brown RLM61	71.042
Sand (1)	Camouflage Pale Brown	71.035
Beige (1)	Sand Beige	71.244
Green (3)	US Light Green	71.137
Underside Blue "Faded"	Underside Blue "Faded"	71.332
Light Gray (2)	Dark Gull Gray	71.277
<b>Soviet/Russian AF Colors post WWII to present Scheme "Tactical" (Part 2) 1978-1989</b>		
Beige (1)	Sand Beige	71.244
Sand (2)	Yellow Brown	71.246
Brown (1)	Camouflage Medium Brown	71.038
Green Ochre	Ochre	71.081
Green (3)	US Light Green	71.137
Dark Green	Russian AF Dark Green	71.347
Underside Blue "Faded"	Underside Blue "Faded"	71.332
Underside Gray Blue	Pale Blue Grey	71.046
<b>Soviet/Russian AF Colors post WWII to present MiG-21 "Fishbed"</b>		
Yellow Sand	UK Light Stone	71.143
Beige (1)	Sand Beige	71.244
Dark Green	Russian AF Dark Green	71.347
Green (3)	US Light Green	71.137
Green Ochre	Ochre	71.081
Golden/Reddish Brown	Golden Brown	71.032
Underside Blue "Faded"	Underside Blue "Faded"	71.332
Underside Gray Blue	Pale Blue Grey	71.046
<b>Soviet/Russian AF Colors post WWII to present MiG-23 "Flogger"</b>		
Beige (1)	Sand Beige	71.244
Sand (2)	Yellow Brown	71.246
Dark Green	Russian AF Dark Green	71.347
Green Ochre	Ochre	71.081
Gray (3)	Russian AF Grey N.3	71.339
Dark Gray Blue (1)	Engine Gray	71.048
Light Gray Blue (1)	Light Blue	71.328
Underside Gray Blue	Pale Blue Grey	71.046
<b>Soviet/Russian AF Colors post WWII to present MiG-29 "Fulcrum"</b>		
Gray Green	Grey Green	71.340
Green (3)	US Light Green	71.137
Light Gray (2)	Dark Gull Gray	71.277
Light Gray Blue (1)	Light Blue	71.328
Dark Gray (1)	Neutral Gray	71.051
Off-White	White Grey	71.119
Gray (4)	Russian AF Grey N.4	71.346
Blue (4)	Sky Blue	71.306
<b>Soviet/Russian AF Colors post WWII to present Sukhoi Su-7/17 "Fitter"</b>		
Beige (1)	Sand Beige	71.244
Dark Green	Russian AF Dark Green	71.347
Brown (1)	Camouflage Medium Brown	71.038
Sand (2)	Yellow Brown	71.246
Golden/Reddish Brown	Golden Brown	71.032
Green Gray	Green Grey	71.341
Underside Gray Blue	Pale Blue Grey	71.046
Underside Blue "Faded"	Underside Blue "Faded"	71.332

Official Name	Model Air Name	Ref.
<b>Soviet/Russian AF Colors post WWII to present Sukhoi Su-25/39 "Frogfoot"</b>		
Yellow Sand	UK Light Stone	71.143
Beige (2)	Sand Yellow	71.028
Dark Brown (2)	6K Russian Brown	71.282
Green Gray	Green Grey	71.341
Underside Gray Blue	Pale Blue Grey	71.046
Light Blue (1)	Russian AF Light Blue	71.342
Dark Gray "Eggplant"	Sea Grey	71.049
Blue (4)	Sky Blue	71.306
<b>Soviet/Russian AF Colors post WWII to present Sukhoi Su-27 "Flanker"</b>		
Flanker Light Blue	Flanker Light Blue	71.334
Flanker Light Gray	Flanker Light Gray	71.335
Flanker Blue	Flanker Blue	71.337
Gray Protective Coat	Russian AF Grey Protective Coat	71.344
Gray (7)	Russian AF Grey N.7	71.343
Gray (8)	Russian AF Grey N.8	71.345
Blue (1)	Russian AF Blue	71.333
Blue (2)	All SV. Gol Light Blue	71.317
<b>Soviet/Russian AF Colors post WWII to present Combat Helicopters</b>		
Beige (1)	Sand Beige	71.244
Olive Green	Light Olive	71.247
Light Olive Green	Hemp	71.023
Green (2)	Medium Olive	71.092
Gray (1)	M495 Light Gray	71.298
Dark Gray "Eggplant"	Sea Grey	71.049
Underside Blue "Faded"	Underside Blue "Faded"	71.332
Gray Blue (2)	Russian AF Grey Blue	71.338
<b>Aircraft Colors MiG-23 "Flogger"</b>		
Yellow Sand	UK Light Stone	71.143
Green (3)	US Light Green	71.137
Sand (1)	Camouflage Pale Brown	71.035
Underside Blue "Faded"	Underside Blue "Faded"	71.332
<b>Aircraft Colors Su-17M3UM "Fitter"</b>		
Golden/Reddish Brown	Golden Brown	71.032
Green (3)	US Light Green	71.137
Dark Brown (1)	Dark Brown RLM61	71.042
Underside Gray Blue	Pale Blue Grey	71.046
<b>Aircraft Colors Sukhoi PAK FA T-50</b>		
Light Gray Blue	Light Blue	71.328
Gray Blue (5)	Engine Gray	71.120
Dark Gray Blue (1)	Dark Ghost Gray	71.048
Radome Grey	Aggressor Gray	71.274
<b>Aircraft Colors Sukhoi Su-24 "Fencer"</b>		
Gray (3)	Russian AF Grey N.3	71.339
White	White	71.001
Radome White	Ivory	70.918
Cockpit Gray	IJN Deep Dark Green+White	71.310+71.001
<b>Aircraft Colors Sukhoi Su-27 "Russian Knights"</b>		
White "Russian Knights"	White	71.001
Blue "Russian Knights"	Blue+White	71.004+71.001
Dark Blue "Russian Knights"	Dark Blue RLM24	71.266
Red "Russian Knights"	Red RLM23	71.003
<b>Aircraft Colors Sukhoi Su-33 "Flanker-D"</b>		
Pale Blue (3)	Light Blue RLM76+White	71.257+71.001
Light Blue (3)	Deep Sky Blue	70.844
Dark Gray-Blue (2)	USAF Light Blue	71.111
Cockpit Gray-Blue	Faded P.R.U. Blue	71.109
<b>Aircraft Colors Sukhoi Sukhoi Su-34 "Fullback"</b>		
Bright Blue (1)	Light Sea Blue+White	71.089+71.001
Bright Blue (2)	Blue Green	70.808
Turquoise	Emerald	70.838
Cockpit Gray-Blue	Faded P.R.U. Blue	71.109
<b>Aircraft Colors Sukhoi Sukhoi Su-35 "Flanker-E"</b>		
Pale Sand	Buff	70.976
Dark Brown (2)	6K Russian Brown	71.282
Green-Gray	Green Grey	71.341
Light Gray (1)	Light Gull Gray	71.121



# WWII and Modern Aircraft Camouflage colors

Official Name	Model Air Name	Ref.	FS
<b>USAF &amp; US Navy post WWII to present</b>			
ANA 501 Douglas 9431 Blue	French Blue	71.088 + 70.510	15102
ANA 502 Blue Thunderbirds	Signal Blue	71.091 + 70.510	15044
ANA 509 Red Thunderbirds	Flat Red	70.957 + 70.510	11136
ANA 511 Glossy Insignia White	Insignia White	71.279 + 70.510	17875
ANA 512 Aircraft Gray	Flanker Light Gray	71.335	36473
ANA 601 Non Specular Insignia White	Insignia White	71.279	37875
ANA 603 Medium Gunship Gray	Medium Gunship Gray	71.097	36118
ANA 604 Non Specular Black	Black	71.057	37038
ANA 607 Non Specular Sea Blue	USN Sea Blue	71.295	35042
ANA 608 Intermediate Blue / Navy Blue 212	Intermediate Blue	71.299	35164
ANA 612 Gunship Green	USAF Green	71.124	34092
ANA 615 Middlestone	Middlestone	71.031	30266
ANA 616 Desert Sand	US Desert Sand	71.140	30279
ANA 617 Field Drab	US Field Drab	71.139	30118
ANA 620 Glossy Gull Gray	Light Gull Gray	71.121 + 70.510	16440
ANA 620 Non Specular Gull Gray	Light Gull Gray	71.121	36440
ANA 621 Dark Gull Gray	Dark Gull Gray	71.277	36231
ANA 623 Glossy Sea Blue	Glossy Sea Blue	71.300	15042
ANA 625 Dark Gunship Gray / European I Grey	Seaplane Gray	71.314	36081
ANA 628 Sierra Tan	USAF Brown	71.125	30219
ANA 631 Dark Green/Army Forest Green	US Forest Green	71.294	34079
Aggressor Gray	Aggressor Gray	71.274	36251
Air Superiority Blue	Underside Blue "Faded"	71.332	35450
Aluminium	Aluminium	71.062	
Brown Olympic Russet	Rust	71.080	30111
Camouflage Gray	USAAF Light Gray	71.296	36622
Dark Compass Ghost Grey	Dark Ghost Grey	71.120	36320
Dark Green	US Loam	71.292	34086
Duck Egg Blue	Light Blue	71.328	35622
Green	Green	71.329	34159
Gris Camuflaje	Camouflage Gray	71.280	36170
Light Blue International	USAF Light Blue	71.111	35109
Light Compass Ghost Grey	USN Light Ghost Grey	70.615	36375
Light Grey	USAF Light Gray	71.276	36495
Light Oran. Yellow	US Interior Yellow	71.107	
Marine Corps Green	Yellow Olive	71.013	34052
Médium Gray (Neutral Gray)	USAF Medium Gray	71.275	36270
Medium Green	US Dark Green	71.289	34102
Medium Grey	Medium Gray	71.114	35237
NATO Black	NATO Black	71.251	37030
Brown	Camouflage Pale Brown	71.035	30140
Neutral Gray	Neutral Gray	71.051	36173
Ocean Grey	Ocean Grey	71.273	36176
Olive	Interior Green	71.010	34098
Pale Green	Pale Blue	71.008	35414
Pale Yellow Pink/Sand	Desert Tan	70.613	33717
Radome Tan	Beige	71.074	33695
Sand	IAF Sand	71.327	33531
Sand Brown	US Sand	71.138	30277
Tan Green	Hemp	71.023	34201
Yellow Sand (Tan)	USAF Tan	71.348	30400
<b>USAF &amp; US NAVY post WWII (Aluminium/Natural Metal)</b>			
Aluminium	Aluminium	71.062	
Aluminium	Aluminium (Metal Color)	77.701	
ANA 604 Non Specular Black	Black	71.057	37038
ANA 601 Non Specular Insignia White	Insignia White	71.279	37875
<b>USAF &amp; US NAVY post WWII to present (South East Asia - SEA)</b>			
ANA 628 Sierra Tan	USAF Brown	71.125	30219
ANA 631 Dark Green/Army Forest Green	US Forest Green	71.294	34079
Medium Green	US Dark Green	71.289	34102
Camouflage Gray	USAAF Light Gray	71.296	36622
<b>USAF &amp; US NAVY post WWII to present (Vietnam SWA "Asia Minor")</b>			
Yellow Sand (Tan)	USAF Tan	71.348	30400
ANA 631 Dark Green/Army Forest Green	US Forest Green	71.294	34079
Brown	Camouflage Pale Brown	71.035	30140
Camouflage Gray	USAAF Light Gray	71.296	36622

Official Name	Model Air Name	Ref.	FS
<b>USAF &amp; US NAVY post WWII to present (Strategic Air Command "SAC" Vol. 1)</b>			
Tan Green	Hemp	71.023	34201
ANA 631 Dark Green/Army Forest Green	US Forest Green	71.294	34079
Green	Green	71.329	34159
ANA 604 Non Specular Black	Black	71.057	37038
ANA 601 Non Specular Insignia White	Insignia White	71.279	37875
<b>USAF &amp; US NAVY post WWII to present (Strategic Air Command "SAC" Vol. 2)</b>			
ANA 625 Dark Gunship Gray / European I Grey	Seaplane Gray	71.314	36081
Dark Green	US Loam	71.292	34086
ANA 603 Medium Gunship Gray	Medium Gunship Gray	71.097	36118
<b>USAF &amp; US NAVY post WWII to present (Aerospace Defence Command "ADCOM" 1968)</b>			
ANA 512 Aircraft Gray	Flanker Light Gray	71.335	36473
<b>USAF &amp; US NAVY post WWII to present (Air Superiority Blue 1974)</b>			
Air Superiority Blue	Underside Blue "Faded"	71.332	35450
<b>USAF &amp; US NAVY post WWII to present (F-15 Compass Ghost Gray from 1973 to present)</b>			
Dark Compass Ghost Grey	Dark Ghost Grey	71.120	36320
Light Compass Ghost Grey	USN Light Ghost Grey	70.615	36375
<b>USAF &amp; US NAVY post WWII to present (Mod Eagle - Finales 80's)</b>			
Ocean Grey	Ocean Grey	71.273	36176
Aggressor Gray	Aggressor Gray	71.274	36251
<b>USAF &amp; US NAVY post WWII to present (F-18, F-22, F-35, etc., Compass Ghost Gray)</b>			
Dark Compass Ghost Grey	Dark Ghost Grey	71.120	36320
Light Compass Ghost Grey	USN Light Ghost Grey	70.615	36375
Light Grey	USAF Light Gray	71.276	36495
Medium Grey	Medium Gray	71.114	35237
Radome Tan	Beige	71.074	33798
<b>USAF &amp; US NAVY post WWII to present (Ferris 1977)</b>			
Dark Compass Ghost Grey	Dark Ghost Grey	71.120	36320
ANA 621 Dark Gull Gray	Dark Gull Gray	71.277	36231
ANA 620 Non Specular Gull Gray	Light Gull Gray	71.121	36440
Camouflage Gray	USAAF Light Gray	71.296	36622
ANA 603 Medium Gunship Gray	Medium Gunship Gray	71.097	36118
<b>USAF &amp; US NAVY post WWII to present (A-10A Prototype YA-10A - 1972/1974)</b>			
ANA 512 Aircraft Gray	Flanker Light Gray	71.335	36473
ANA 603 Medium Gunship Gray	Medium Gunship Gray	71.097	36118
<b>USAF &amp; US NAVY post WWII to present (A-10A Pre-production 1975)</b>			
ANA 603 Medium Gunship Gray	Medium Gunship Gray	71.097	36118
Dark Compass Ghost Grey	Dark Ghost Grey	71.120	36320
Sand Brown	US Sand	71.138	30277
ANA 604 Non Specular Black	Black	71.057	37038
ANA 601 Non Specular Insignia White	Insignia White	71.279	37875
<b>USAF &amp; US NAVY post WWII to present (Base Color A-10A Serial Number 75-0258/72-0262)</b>			
Light Compass Ghost Grey	USN Light Ghost Grey	70.615	36375
<b>USAF &amp; US NAVY post WWII to present (A-10A - Snow Scheme)</b>			
ANA 601 Non Specular Insignia White	Insignia White	71.279	37875
ANA 612 Gunship Green	USAF Green	71.124	34092
ANA 625 Dark Gunship Gray / European I Grey	Seaplane Gray	71.314	36081
<b>USAF &amp; US NAVY post WWII to present (A-10A - Flipper Scheme)</b>			
Light Grey	USAF Light Gray	71.276	36495
Medium Gray (Neutral Gray)	USAF Medium Gray	71.275	36270
ANA 625 Dark Gunship Gray / European I Grey	Seaplane Gray	71.314	36081
<b>USAF &amp; US NAVY post WWII to present (A-10A - Peanut Scheme)</b>			
ANA 615 Middlestone	Middlestone	71.031	30266
Yellow Sand (Tan)	USAF Tan	71.348	30400
Brown	Camouflage Pale Brown	71.035	30140
<b>USAF &amp; US NAVY post WWII to present (A-10A - Ghost Scheme)</b>			
Dark Compass Ghost Grey	Dark Ghost Grey	71.120	36320
Light Compass Ghost Grey	USN Light Ghost Grey	70.615	36375
ANA 603 Medium Gunship Gray	Medium Gunship Gray	71.097	36118
<b>USAF &amp; US NAVY post WWII to present (A-10A - Chacoal Lizzard Scheme)</b>			
ANA 603 Medium Gunship Gray	Medium Gunship Gray	71.097	36118
Medium Green	US Dark Green	71.289	34102
ANA 612 Gunship Green	USAF Green	71.124	34092
ANA 621 Dark Gull Gray	Dark Gull Gray	71.277	36231

# WWII and Modern Aircraft Camouflage colors

Official Name	Model Air Name	Ref.	FS
<b>USAF &amp; US NAVY post WWII to present (A-10A - Asymmetrical 1976 Scheme)</b>			
Médium Gray (Neutral Gray)	USAF Medium Gray	71.275	36270
Light Grey	Grey Blue RLM84	71.103	36559
<b>USAF &amp; US NAVY post WWII to present (A-10A - False Canopy Scheme)</b>			
Médium Gray (Neutral Gray)	USAF Medium Gray	71.275	36270
Light Grey	Grey Blue RLM84	71.103	36559
ANA 603 Medium Gunship Gray	Medium Gunship Gray	71.097	36118
<b>USAF &amp; US NAVY post WWII to present - Scheme Number 1 (A-10A Joint Attack Weapons System "JAWS" 1977)</b>			
Sand Brown (Base Color)	US Sand	71.138	30277
ANA 617 Field Drab	US Field Drab	71.139	30118
ANA 612 Gunship Green	USAF Green	71.124	34092
Medium Green	US Dark Green	71.289	34102
<b>USAF &amp; US NAVY post WWII to present - Scheme Number 2 (A-10A Joint Attack Weapons System "JAWS" 1977)</b>			
ANA 621 Dark Gull Gray (Base Color)	Dark Gull Gray	71.277	36231
ANA 617 Field Drab	US Field Drab	71.139	30118
ANA 612 Gunship Green	USAF Green	71.124	34092
Medium Green	US Dark Green	71.289	34102
<b>USAF &amp; US NAVY post WWII to present - Scheme Number 3 (A-10A Joint Attack Weapons System "JAWS" 1977)</b>			
Medium Green (Base Color)	US Dark Green	71.289	34102
ANA 617 Field Drab	US Field Drab	71.139	30118
Sand Brown	US Sand	71.138	30277
ANA 612 Gunship Green	USAF Green	71.124	34092
ANA 621 Dark Gull Gray	Dark Gull Gray	71.277	36231
<b>USAF &amp; US NAVY post WWII to present (European I)</b>			
ANA 625 Dark Gunship Gray / European I Grey	Seaplane Gray	71.314	36081
ANA 631 Dark Green/Army Forest Green	US Forest Green	71.294	34079
Medium Green	US Dark Green	71.289	34102
ANA 612 Gunship Green	USAF Green	71.124	34092
<b>USAF &amp; US NAVY post WWII to present (Egypt I)</b>			
ANA 603 Medium Gunship Gray	Medium Gunship Gray	71.097	36118
Médium Gray (Neutral Gray)	USAF Medium Gray	71.275	36270
Light Compass Ghost Grey	USN Light Ghost Grey	70.615	36375
Dark Compass Ghost Grey	Dark Ghost Grey	71.120	36320
<b>USAF &amp; US NAVY post WWII to present (Wraparound "SEA" 1981)</b>			
ANA 628 Sierra Tan	USAF Brown	71.125	30219
ANA 631 Dark Green/Army Forest Green	US Forest Green	71.294	34079
Medium Green	US Dark Green	71.289	34102
<b>USAF &amp; US NAVY post WWII to present (Wraparound "ANG" 1-1986)</b>			
ANA 631 Dark Green/Army Forest Green	US Forest Green	71.294	34079
ANA 625 Dark Gunship Gray / European I Grey	Seaplane Gray	71.314	36081
ANA 604 Non Specular Black	Black	71.057	37038
<b>USAF &amp; US NAVY post WWII to present (Wraparound "ANG" 2-1990)</b>			
ANA 603 Medium Gunship Gray	Medium Gunship Gray	71.097	36118
Medium Gray (Neutral Gray)	USAF Medium Gray	71.275	36270
ANA 604 Non Specular Black	Black	71.057	37038
<b>USAF &amp; US NAVY post WWII to present (Hill)</b>			
ANA 603 Medium Gunship Gray	Medium Gunship Gray	71.097	36118
Médium Gray (Neutral Gray)	USAF Medium Gray	71.275	36270
Light Compass Ghost Grey	USN Light Ghost Grey	70.615	36375
<b>USAF &amp; US NAVY post WWII to present (Tactical Air Command "TAC" 1981 &amp; 1991)</b>			
ANA 604 Non Specular Black	Black	71.057	37038
ANA 603 Medium Gunship Gray	Medium Gunship Gray	71.097	36118
<b>USAF &amp; US NAVY post WWII to present (Air Mobility Command "AMC" 80's)</b>			
ANA 601 Non Specular Insignia White	Insignia White	71.279	37875
Camouflage Gray	USAAF Light Gray	71.296	36622
ANA 501 Douglas 9431 Blue	French Blue	71.088 + 70.510	15102
<b>USAF &amp; US NAVY post WWII to present (Air Mobility Command "AMC" Medio 80's)</b>			
ANA 625 Dark Gunship Gray / European I Grey	Seaplane Gray	71.314	36081
Camouflage Gray	USAAF Light Gray	71.296	36622
<b>USAF &amp; US NAVY post WWII to present (Air Mobility Command "AMC" 1991)</b>			
Neutral Gray	Neutral Gray	71.051	36173

Official Name	Model Air Name	Ref.	FS
<b>Aggressor Schemes (USAF &amp; US Navy post WWII to present)</b>			
<b>Grape</b>			
Pale Green	Pale Blue	71.008	35414
Light Blue International	USAF Light Blue	71.111	35109
ANA 608 Intermediate Blue / Navy Blue 212	Intermediate Blue	71.299	35164
Duck Egg Blue	Light Blue	71.328	35622
<b>Old Lizard</b>			
ANA 617 Field Drab	US Field Drab	71.139	30118
Sand	IAF Sand	71.327	33531
<b>Grey 2</b>			
ANA 512 Aircraft Gray	Flanker Light Gray	71.335	36473
<b>Pumpkin</b>			
Light Orange Yellow	Beige	71.074	33695
Olive	Interior Green	71.010	34098
Camouflage Gray	USAAF Light Gray	71.296	36622
<b>Silver</b>			
Aluminium	Aluminium	71.062	
Aluminium	Aluminium (Metal Color)	77.701	
<b>VNAF/Gomer</b>			
ANA 628 Sierra Tan	USAF Brown	71.125	30219
ANA 631 Dark Green/Army Forest Green	US Forest Green	71.294	34079
Medium Green	US Dark Green	71.289	34102
Camouflage Gray	USAAF Light Gray	71.296	36622
<b>Frog</b>			
Brown Olympic Russet	Rust	71.080	30111
Pale Yellow Pink / Sand	Desert Tan	70.613	33717
Marine Corps Green	Yellow Olive	71.013	34052
Duck Egg Blue	Light Blue	71.328	35622
<b>Old Blue</b>			
Pale Green	Pale Blue	71.008	35414
Light Blue International	USAF Light Blue	71.111	35109
ANA 608 Intermediate Blue / Navy Blue 212	Intermediate Blue	71.299	35164
Duck Egg Blue	Light Blue	71.328	35622
<b>New Blue</b>			
Pale Green	Pale Blue	71.008	35414
Light Blue International	USAF Light Blue	71.111	35109
ANA 608 Intermediate Blue / Navy Blue 212	Intermediate Blue	71.299	35164
<b>Flogger 1</b>			
Yellow Sand (Tan)	USAF Tan	71.348	30400
Brown	Camouflage Pale Brown	71.035	30140
ANA 631 Dark Green/Army Forest Green	US Forest Green	71.294	34079
<b>Blue Flanker</b>			
Air Superiority Blue	Underside Blue "Faded"	71.332	35450
Médium Gray (Neutral Gray)	USAF Medium Gray	71.275	36270
Light Blue International	USAF Light Blue	71.111	35109
<b>Lizard Flanker</b>			
ANA 616 Desert Sand	US Desert Sand	71.140	30279
Brown	Camouflage Pale Brown	71.035	30140
ANA 631 Dark Green/Army Forest Green	US Forest Green	71.294	34079
<b>Desert Fulcrum</b>			
Brown	Camouflage Pale Brown	71.035	30140
ANA 616 Desert Sand	US Desert Sand	71.140	30279
Médium Gray (Neutral Gray)	USAF Medium Gray	71.275	36270
<b>Flogger 2</b>			
Yellow Sand (Tan)	USAF Tan	71.348	30400
Brown	Camouflage Pale Brown	71.035	30140
ANA 631 Dark Green/Army Forest Green	US Forest Green	71.294	34079
Médium Gray (Neutral Gray)	USAF Medium Gray	71.275	36270
<b>MIG-29</b>			
ANA 608 Intermediate Blue / Navy Blue 212	Intermediate Blue	71.299	35164
Light Grey	USAF Light Gray	71.276	36495
Médium Gray (Neutral Gray)	USAF Medium Gray	71.275	36270

## WWII and Modern Aircraft Camouflage colors

Official Name	Model Air Name	Ref.	FS
<b>USAF &amp; US Navy post WWII to present (Thunderbirds)</b>			
Aluminium	Aluminium	71.062	
Aluminium	Aluminium (Metal Color)	77.701	
ANA 601 Non Specular Insignia White	Insignia White	71.279	37875
ANA 509 Red Thunderbirds	Flat Red	70.957 + 70.510	11136
ANA 502 Blue Thunderbirds	Signal Blue	71.091 + 70.510	15044
<b>USAF &amp; US Navy Helicopters UH-1N, CH-53, CH-46, AH-1</b>			
Light Ghost Grey	USN Light Ghost Grey	70.615	36.375
Medium Grey	Medium Gray	71.114	35.237

Official Name	Model Air Name	Ref.	FS
<b>USAF &amp; US Navy Helicopters CH-53</b>			
Light Grey	Light Gull Gray	71.121 + 70.510	36.440
<b>USAF &amp; US Navy Helicopters CH-46</b>			
ANA 603 Medium Gunship Gray	Medium Gunship Gray	71.097	36.118
<b>USAF &amp; US Navy Helicopters MV-22 Osprey</b>			
Light Ghost Grey	USN Light Ghost Grey	70.615	36.375
Gray Blue (5)	Engine Gray	71.120	36.320
Medium Grey	Medium Gray	71.114	35.237

# List of WWI, WWII and Modern AFV Camouflage colors based on official documentation

RAL	Official Name	Model Air Name	Ref.
<b>Wehrmacht Heer 1939-1945</b>			
1001	Elfenbein	Ivory	71.075
1006	Gelb	Yellow Ochre	71.033
3000	Rot	Red	71.269
6003	Olivgrün	Medium Olive	71.092
6006	Feldgrau	German Grey	71.268
6007	Grün	Camouflage Dark Green	71.019
7008	Graugrün	Camouflage Grey Green	71.116
7016	Blaugrau	Blue Grey	71.115
7021	Dunkelgrau	Panzer Dark Grey	71.056
7027	Grau	Camouflage Grey	71.118
7028	Dunkelgelb	Dark Yellow	71.025
8000	Gelbbraun	German Green Brown	71.272
8012	Rot (Rotbraun)	German Red Brown	71.271
8017	Rotbraun	Armour Brown	71.041
8020	Braun	Camouflage Brown	71.117
9001	Weiß	Off-White	71.270
9002	Weiß	White Grey	71.119
9005	Schwarz	Black	71.057

Official Name	Model Air Name	Ref.	FS
<b>USA WWII (EUROPE PACIFIC)</b>			
Black	Black	71.057	37038
Dark Green	US Dark Green	71.289	34102
Desert Sand	US Desert Sand	71.140	30279
Earth Brown	US Earth Brown	71.290	30099
Earth Red	US Earth Red	71.293	30117
Earth Yellow	US Earth Yellow	71.291	30257
Forest Green	US Forest Green	71.294	34079
Light Green	US Light Green	71.137	34151
Loam	US Loam	71.292	34086
Olive Drab	US Olive Drab	71.043	34087
Sand	US Sand	71.138	30277
Field Drab	US Field Drab	71.139	30118
White	Insignia White	71.279	37875

Official Name	Model Air Name	Ref.
<b>Early German Camo Colors FA</b>		
Nº 3 Feldgrau	German Grey	71.268
Nº 17 Erdgelb	Nº 17 Earth Yellow	71.420
Nº 18 Braun Matt	Camouflage Medium Brown	71.038
Nº 28 Grün	Grün	71.019
Nº 45 Dunkelbraun	Armour Brown	71.042
<b>British Army Colors 1936-1945 in the UK, France and N.W. Europe</b>		
Dark Green G4	Yellow Olive	71.013
Khaki Green Num. 3	Khaki Green Num. 3	71.330
Ligth Green G5	Russian Green 4B0	71.017
Nobel's Dark Tarmac Num. 4	Grey Blue	71.005
SCC Num. 1A Very Dark Brown	Dark Brown	71.042
SCC Num. 2 Brown	Camouflage Pale Brown	71.035
SCC Num. 7 Green Olive Green	Dark Green	71.012
SCC Num. 14 Blueblack	Dark Grey Blue	71.054
SCC Num. 15 Olive Drab	USAF Olive Drab	71.016
Deep Bronze Green No. 24	UK Bronze Green	70.607
<b>UK British Italy 1943-1945</b>		
Dark Olive Green	Dark Green	71.289
Ligth Mud	UK Light Mud	71.284
SCC Num. 1A Very Dark Brown	Dark Brown	71.042
SCC Num. 2 Brown	Camouflage Pale Brown	71.035
SCC Num. 14 Blueblack	Dark Grey Blue	71.054
SCC Num. 15 Olive Drab	USAF Olive Drab	71.016
<b>British Caunter Scheme 40-41</b>		
BSC Num. 28 Silver Grey	UK BSC 28 Silver Grey	71.401
BSC Num. 34 Slate	Dark Green	71.012
BSC Num. 49 Light Purple Brown	UK BSC 49 Light Purple Brown	71.402
BSC Num. 61 Light Stone	UK Light Stone	71.143
BSC Num. 64 Portland Stone	UK BSC 64 Portland Stone	71.288
Khaki Green Num. 3	Khaki Green Num. 3	71.330
<b>UK Alamein Africa 42-43</b>		
BSC Num. 34 Slate	Dark Green	71.289
BSC Num. 61 Ligth Stone	UK Light Stone	71.143
Dark Olive Green	Armour Green	71.011
Desert Pink ZI	UK Desert Pink	71.400
SCC Num. 1A Very Dark Brown	Dark Brown	71.042
SCC Num. 14 Blueblack	Dark Grey Blue	71.054

# WWI, WWII and Modern AFV Camouflage colors

Official Name	Model Air Name	Ref.
<b>URSS WWII</b>		
3B Alkidno Uretanovaya	3B Russian Green	71.281
6K	Russian Brown 6K	71.282
7K	Russian Tan 7K	71.283
4B0	Russian Green 4B0	71.017
White B	White Grey	71.119
6RP	Black	71.057
Protective Green	Dark Green	71.012
4B0	Russian Green 4B0 Primer	70.609
<b>IJA WWII</b>		
Cha Iro 1937-1942	Pale Brown Camo	71.035
Earth Brown 1937-1942	Earth Brown 1937-1942	71.136
Midori Iro 1937-1942	Blue Green	71.134
Tutikusa Iro 1937-1942	Earth Green	70.611
Karekusa Iro 1942-1945	Parched Grass	70.610
Ki Iro 1937-1942	Yellow Chrome	71.135
Kusa Iro 1942-1945	Field Green	71.093
Tochi Iro 1942-1945	Black Brown Camo	71.042
IJN Blue Grey	Medium Grey	71.114
<b>Regio Esercito – Italy WWII</b>		
Giallo Sabbia Chiaro	Marrón Radome	71.074
Giallo Sabbia Scuro	Amarillo Arena	71.028
Grigio Verde Chiaro	Grey	71.103
Grigio Verde Scuro	Ligth Grey Green	71.044
Rosso Ruggine	Fire Red	71.084
Verde Scuro	Dark Green	71.012
<b>Armée 1937-1945 – Francia WWII</b>		
Noir	Black	71.057
Brun	Mud Brown	71.037
Vert Olive	Olive Grey	71.096
Vert Claire	Light Green	71.006
Ocre Jaune	Beige	71.074
<b>British Berlin Brigade</b>		
RAL9010 White	White	71.001
RAL7031 Blue Grey	Grey	71.047
RAL8025 Brown	Camouflage Pale Brown	71.035
<b>Modern Russian Colors</b>		
Russian Green Base	Gunship Green	71.014
Protective Green	Black Green	71.018
Modern Khaki Green	Green Brown	71.020
Modern Dark Green	Dark Green	71.012
Modern Light Green	Green Zinc	71.094
Modern Grey Green	Cement Grey	71.045
Base Pale Cream	Aged White	71.132
Base Pale Sand	Sand Beige	71.244
Sand Yellow	Yellow Brown	71.246
Mustard	Ivory	71.106
Orange Brown	Sand Brown	71.034
Red Brown	Hull Red	71.039
Black	Black	71.057
<b>IDF Colors</b>		
Olive Drab Sinai War 56	US Olive Drab	71.043
Sand Grey 67-73 Six Days War	IDF Gris Arena Israeli	70.614
Sand Grey 73 Yom Kippur	IDF Sand Grey 73	71.141
Sinai Grey 82	IDF Sinai Grey 82	71.142
Modern Era Camo Beige	Tan Green	71.023
<b>USA (Vietnam 68-73)</b>		
Earth Brown	US Earth Brown	71.290
Earth Yellow	US Earth Yellow	71.291
Fieldrab	US Field Drab	71.139
Olive Drab	US Olive Drab	71.043

Official Name	Model Air Name	Ref.	FS
<b>USA MERDC</b>			
Black	Black	71.057	37038
Dark Green	US Dark Green	71.289	34102
Desert Sand	US Desert Sand	71.140	30279
Earth Brown	US Earth Brown	71.290	30099
Earth Red	US Earth Red	71.293	30117
Earth Yellow	US Earth Yellow	71.291	30257
Field Drab	US Field Drab	71.139	30118
Forest Green	US Forest Green	71.294	34079
Insignia White	Insignia White	71.279	37875
Ligth Green	US Ligth Green	71.137	34151
Olive Drab	US Olive Drab	71.043	34087
Sand	Sand	71.138	30277

Official Name	Model Air Name	Ref.
<b>MERDC Camo Combinations</b>		
<b>Desert Gray</b>		
Sand	US Sand	71.138
Field Drab	US Field Drab	71.139
Earth Yellow	US Earth Yellow	71.291
Black	Black	71.057
<b>Desert Red</b>		
Earth Red	US Earth Red	71.293
Earth Yellow	US Earth Yellow	71.291
Sand	US Sand	71.138
Black	Black	71.057
<b>Summer, US &amp; Europe, Verdant</b>		
Forest Green	US Forest Green	71.294
Light Green	US Light Green	71.137
Sand	US Sand	71.138
Black	Black	71.057
<b>Winter, Arctic</b>		
White	Insignia White	71.279
<b>Snow, Temperate Climate with Open Terrain</b>		
White	Insignia White	71.279
Field Drab	US Field Drab	71.139
Sand	US Sand	71.138
Black	Black	71.057
<b>Snow, Temperate Climate with Trees</b>		
Forest Green	US Forest Green	71.294
White	Insignia White	71.279
Sand	US Sand	71.138
Black	Black	71.057
<b>Tropics, Verdant</b>		
Forest Green	US Forest Green	71.294
Dark Green	US Dark Green	71.289
Light Green	US Light Green	71.137
Black	Black	71.057
<b>Winter, US &amp; Europe, Verdant</b>		
Forest Green	US Forest Green	71.294
Field Drab	US Field Drab	71.139
Sand	US Sand	71.138
Black	Black	71.057
<b>Japan Modern Colors (Japan Ground Self-Defense Force)</b>		
Brown 3606 JGSDF	JGSD Brown 3606	71.297
Dark Green 3414 JGSDF	Olive Grey	71.096
OD 2314 JGSDF	US Olive Drab	71.043
<b>International Security Assistance Force (ISAF)</b>		
Sandbeige	Sand Beige	71.244
Lehmbeige	Loam Beige	71.245
Sandbraun	Yellow Brown	71.246
Helloliv	Light Olive	71.247
Tarngrau	Brown Grey	71.248
Lederbraun	Nato Brown	71.249
Bronzegrün	Bronze Green	71.250
Teerschwarz	Nato Black	71.251

# WWI, WWII and Modern AFV Camouflage colors


Official Name	Model Air Name	Ref.	FS	RAL
<b>NATO Colors</b>				
Nato Black	NATO Black	71.251	37030	9021
Nato Brown	NATO Brown	71.249	30051	8027
US Nato Green	Nato Green	71.093		
Nato Green Europe Post 1984	Bronze Green	71.250		6031

Official Name	Model Air Name	Ref.	FS
<b>USA Modern Colors</b>			
Desert Tan 686	US Desert Armour 686	71.122	33446
Green 383	Nato Green	71.093	34094
Olive Drab	USAF Olive Drab	71.016	34088
Brown 383	NATO Brown	71.249	30051
Black	NATO Black	71.251	37030

Official Name	Model Air Name	Ref.
<b>China Modern Colors (PLA: People Liberation Army)</b>		
Light Green	Light Green Chromate	71.006
Medium Green	Russian Green 480	71.017
Dark Green	Black Green	71.018
Sand Brown	Sand Yellow	71.028
Black	Black	71.057
Brown	Yellow Brown	71.246
<b>Basic Colors</b>		
White	White	71.001
Yellow	Medium Yellow	71.002
Red	Red	71.003
Blue	Blue	71.004
Green	Gunship Green	71.014
Dark Brown	Dark Earth	71.029
Yellow Brown	Brown Green	71.030
Grey	Grey	71.047
Black	Black	71.057
Skin Tone	Skin Tone	71.076
Orange	Orange	71.083
Magenta	Red	71.102
<b>Metallic Colors</b>		
Aluminium	Aluminium	71.062
Silver	Silver RLM01	71.063
Chrome	Chrome	71.064
Steel	Steel	71.065
Gold	Gold	71.066
Bright Brass	Bright Brass	71.067
Copper	Copper	71.068
Rust	Rust	71.069
Signal Red	Signal Red	71.070
Arctic Blue	Arctic Blue	71.071
Gun Metal	Gun Metal	71.072
Black	Black	71.073
<b>Metal Tracks</b>		
Black Metal	Metallic Black	71.073
Gun Metal	Gun Metal	71.072
Polished Metal	Steel	71.065
<b>Rusty Tracks</b>		
Light Rust	Rust	71.080
Dark Rust	Dark Brown	71.042
<b>Rubber Tyres</b>		
New Rubber	Black	71.057
Rubber	Tyre Black	71.315
Old Rubber	Dark Brown	71.042
<b>Dust &amp; Dirt</b>		
Dirt	Dirt	71.133
Concrete	Concrete	71.131
Earth	Tan Earth	71.079
Grey Sand	Sand Grey	71.141
Light Sand	Aged White	71.132
Stone	Portland Stone	71.288
Sand	Ivory	71.075

Official Name	Model Air Name	Ref.
<b>Chipping</b>		
Chipping	Dark Brown	71.042
<b>Wood</b>		
New Wood	Wood	71.077
Old Wood	Sand Grey	71.141
Dry Wood	Ivory	71.075
Light Wood	Off-White	71.270
<b>Rust Colors</b>		
Rust (Metallic)	Rust (Metallic)	71.069
Rust	Rust	71.080
Light Rust	Light Rust	71.129
Orange Rust	Orange Rust	71.130
Dark Brown Rust	Dark Brown RLM61	71.042
Yellow Rust	Yellow Ochre	71.033
<b>Leather</b>		
Dark Leather	Armour Brown	71.041
Red Leather	Mahogany	71.036
Light Leather	Golden Brown	71.032
<b>Industrial &amp; Chemical Drums</b>		
Chemical Drums	French Blue	71.088
Fuel Red	Ferrari Red	71.085
White	Insignia White	71.279
Blue	Light Sea Blue	71.089
<b>Civil Jerrycans</b>		
Yellow	Medium Yellow	71.002
Red	Fire Red	71.084
<b>Civil Machinery</b>		
Yellow	Yellow	71.078
<b>Vegetation &amp; Grass (Color Modulation)</b>		
"Light" Light Green	Light Green Chromate	71.006
"Base" Medium Green	Olive Grey	71.096
"Shadow" Dark Green	Olive Green	71.007
"Light" Light Brown	Light Brown	71.027
"Base" Medium Brown	Ochre	71.081
"Shadow" Dark Brown	Dark Earth	71.029

## Health & Safety/Salud y seguridad



### EN REACH

Vallejo is compliant with REACH regulations. REACH is a European Community Regulation on chemicals and their safe use. It deals with the Registration, Evaluation, Authorization and Restriction of Chemical substances. The law entered into force on 1 June 2007.

The aim of REACH is to improve the protection of human health and the environment through better and earlier identification of the intrinsic properties of chemical substances. One of the main reasons for developing and adopting the REACH Regulation was that a large number of substances have been manufactured and placed on the market in Europe for many years, sometimes in very high amounts, and yet there is insufficient information on the hazards that they pose to human health and the environment. There is a need to fill these information gaps to ensure that industry is able to assess hazards and risks of the substances, and to identify and implement the risk management measures to protect humans and the environment.

### ASTM D-4236 CERTIFIED

The USA certification ASTM D-4236\* Standard Practice for Labeling Art Materials for Chronic Health Hazards describes the standard procedure for developing precautionary labels for art materials in case of chronic health hazards and provides precautionary statements based on knowledge that exists in the scientific and medical communities. These statements concern hazards known to be associated with a product or product component(s) when it is present in a physical form, volume, or concentration that in the opinion of a toxicologist has the potential to produce a chronic adverse health effect. This practice applies exclusively to art materials packaged in sizes intended for individual users of any age or those participating in a small group, and does not apply to products appropriately labeled for known chronic health hazards. Also, this practice does not specify test methods for determining whether a substance or product presents adverse chronic health effects.

Labels should include the signal word WARNING, list of potentially chronic hazards, name of chronically hazardous component(s), safe handling instructions, list of sensitizing components, information sources, labeling content and product size, and other supplementary information. (ASTM International, known until 2001 as the American Society for Testing and Materials, is an international standards organization that develops and publishes voluntary consensus technical standards).

\* To obtain the ASTM certification, the manufacturer presents the formulation of the products in question to an accredited toxicologist, who after careful study of the ingredients of each color provides the documentation which informs of the warning, if applicable, that each of the product labels should provide.

### ES REACH

Vallejo cumple con la normativa REACH, que es un reglamento de la Comunidad Europea que entró en vigor el 1 de junio de 2007 para regular el uso de sustancias químicas. El Protocolo REACH ha sido descrito como la más compleja legislación de la Unión Europea y la más importante en los últimos 20 años puesto que regula el registro, evaluación y autorización o restricción de las sustancias y preparados químicos con el objetivo de garantizar el más elevado nivel de protección al usuario y al medio ambiente. El propósito de REACH es mejorar la protección de la salud del usuario y del medio ambiente mediante una identificación mejor y más temprana de las propiedades intrínsecas de las sustancias químicas. Una de las principales razones para desarrollar y adoptar el reglamento REACH ha sido que durante muchos años se han estado fabricando y distribuyendo en el mercado europeo una gran cantidad de productos de los cuales todavía no hay información suficiente sobre los peligros que pueden representar para la salud del usuario y el medio ambiente.

### CONFORMES A ASTM D-4236

Las siglas ASTM corresponden a la American Society for Testing and Materials. La norma ASTM D-4236\* describe el procedimiento estándar a seguir en la información que el fabricante debe facilitar en la etiqueta del producto con el fin de advertir, mediante frases de precaución o advertencia, del posible riesgo para la salud del usuario. Estos documentos se refieren a los riesgos que se sabe que están asociados a un producto, o a uno o varios de sus componentes, cuando éste se encuentre presente en una forma física, volumen o concentración que en opinión de los toxicólogos pudiera llegar a ser causante de algún efecto crónico perjudicial para la salud. Este procedimiento afecta exclusivamente a los materiales de arte destinados a la venta a particulares de cualquier edad y es de aplicación a los productos que hayan sido etiquetados específicamente como causantes reconocidos de efectos crónicos perjudiciales para la salud.

Además, esta práctica no especifica los métodos de análisis utilizados para determinar si una sustancia o producto puede producir efectos crónicos perjudiciales para la salud. Las etiquetas deberán incluir la indicación ADVERTENCIA, una lista de los riesgos potencialmente crónicos, el nombre del componente o componentes peligrosos, instrucciones para su manipulación segura, una lista de componentes sensibilizadores, las fuentes de información, el contenido nominal y cantidad del producto, así como cualquier otra información complementaria.

\* Para obtener dicha certificación es necesario facilitar las formulaciones de nuestros colores a un toxicólogo acreditado por la organización ASTM para que éste, tras un pormenorizado estudio de los ingredientes de cada uno de los colores, redacte un documento en el cual informa de las frases de advertencia que debe portar cada una de las etiquetas.

# Health & Safety/Salud y seguridad

## EN Color Index

The pigments used to create colors for artists can be inorganic or organic. The inorganic pigments have been used since antiquity; most of them are extracted from minerals and soil, such as natural earth colors, siennas and ocras. Titanium, carbon and ultramarine pigments also belong to this category, as well as cobalt and cadmium. Many of these pigments are now also manufactured synthetically.

Organic pigments have their origins in the 19th century. Industrial production developed at the beginning of the twentieth century owing to new manufacturing processes in organic chemistry. These synthetic pigments have become an important group in the manufacture of colors for artists, producing bright and luminous shades of great intensity and excellent light fastness and permanence.

The range has extended continuously and now, besides the familiar phthalocyanines and naphthols, includes azo compounds, dioxacines and pyrroles, antraquinones and quinacridones.

## ES Color Index

Los pigmentos empleados son tanto inorgánicos como orgánicos. Los inorgánicos han sido utilizados desde la antigüedad y la gran mayoría proceden o se extraen de minerales y arcillas, como las tierras naturales, sienas, y ocras. También los pigmentos de titanio, carbón, azul ultramar, cobaltos y cadmios pertenecen a esta categoría. Muchos de ellos son sintetizados actualmente en procesos industriales. Los pigmentos orgánicos son más modernos, se desarrollan a principios del siglo XX gracias a los nuevos métodos de síntesis en Química Orgánica.

Estos pigmentos sintéticos son ahora un grupo muy importante en la fabricación de colores para artistas, produciendo tonos brillantes e luminosos de una intensidad extraordinaria con una estabilidad y permanencia excelente.

La gama de pigmentos orgánicos es actualmente muy extensa y abarca desde pigmentos azoicos, azules, verdes ftalocianinas, dioxacinas, pirroles, antraquinonas, quinacridonas, etc.

## Symbols/Símbolos

The symbols below are printed on different products following the rules of dangerous substances, in order to protect the user.

Los siguientes símbolos se hallan en diferentes productos destinados a la advertencia y protección del usuario siguiendo las normativas de sustancias peligrosas.



**FLAMMABLE (F)**  
**INFLAMABLE (F)**  
Indicates that the product is easily set alight.  
*Indica que el producto es fácilmente inflamable.*



**EXCLAMATION SYMBOL**  
**SÍMBOLO EXCLAMACION**  
Indicates that the product is irritating.  
*Este símbolo indica que el producto es irritante.*



**TRIANGLE**  
**TRIÁNGULO**  
A raised triangle on the label, as a tactile warning for blind people that the material might have a certain risk.  
*Un triángulo saliente en la etiqueta es una advertencia táctil para personas ciegas que indica que el material puede tener cierto riesgo.*





**ACRYLICOS VALLEJO, S.L.**

08800 Vilanova i la Geltrú

Barcelona (Spain)

Tel. +34 93 893 60 12

[www.acrylicosvallejo.com](http://www.acrylicosvallejo.com)

[info@acrylicosvallejo.com](mailto:info@acrylicosvallejo.com)

Follow us / *Síguenos en:*



[/vallejocolors](#)

CC075 - Rev. 19

