

*DENSO*

# Lambda Sensors

| 2021



Driven by  
**Quality**

**DENSO**

A/C Components



DEAC

Driven by Quality

**DENSO**

Cabin Air Filter



DECF

Driven by Quality

**DENSO**

Diesel Fuel Filter




DEDF

Driven by Quality

**DENSO**

Engine Cooling



DEEC

Driven by Quality

**DENSO**

Lambda Sensors



DELS

Driven by Quality

**DENSO**

Spark Plugs | Motorcycle/Small Engine/Marine



DEMC

Driven by Quality

**DENSO**

Engine Management Systems




DEMS

Driven by Quality

**DENSO**

Starters & Alternators




DESA

[www.denso-am.eu](http://www.denso-am.eu)

Driven by Quality

**DENSO**

Spark Plugs & Glow Plugs



DESG

Driven by Quality

60th ANNIVERSARY 1947-2007

**DENSO**

Wiper Blades | Right Hand Drive | Left Hand Drive



DEWB

Driven by Quality

**GB**
**Table of Contents**

4	Introduction
5	Location
6	Installation
7	Handling and Use
8	Characteristics
9	Wiring colour tables
10	Fault Analysis
11	Lambda Sensors Q&A
85	Application Tables
245	Photo Guide
313	Buyers Guide
355	Cross Reference Chart
384	Abbreviations

**D**
**Inhaltsverzeichnis**

14	Einführung
15	Einbauort
16	Einbau
17	Handhabung und Verwendung
18	Kennzeichnende eigenschaften
19	Kabelfarbertabellen
20	Fehleranalyse
21	Lambdasonden Fragen und Antworten
85	Anwendungstabellen
245	Fotoanweisung
313	Kundenführer
355	Querverweistabellen
384	Abkürzungen

**F**
**Table des matières**

44	Introduction
45	Localisation
46	Installation
47	Manipulation et utilisation
48	Caractéristiques
49	Tableaux des couleurs de câbles
50	Analyse des défauts
51	Q&R sur les Sondes Lambda
85	Tableaux d'affectations
245	Guide photographique
313	Guide de l'acheteur
355	Tableau de correspondances
384	Abréviations

**E**
**Índice**

34	Introducción
35	Ubicación
36	Bobinas de encendido
37	Manejo y uso
38	Características
39	Tabla de colores de los cables
40	Análisis de averías
41	Preguntas más frecuentes
85	Tablas de aplicación
245	Guía de fotografías
313	Guía de Compra
355	Referencias Cruzadas
384	Abreviaturas

**I**
**Indice**

24	Introduzione
25	Ubicazione
26	Installazione
27	Maneggiamento e utilizzo
28	Caratteristiche
29	Tabelle cromatiche dei fili
30	Analisi dei guasti
31	Domande e risposte
85	Tabelle applicative
245	Guide fotografica
313	Guida per l'acquirente
355	Tabella di riferimento
384	Abbreviazioni

**SE**
**Innehåll**

54	Inledning
55	Placering
56	Montering
57	Handhavande och användning
58	Egenskaper
59	Färgtabeller, kablage
60	Felsökning
61	Frågor och svar om lambdasonder
85	Fordonstabeller
245	Foton
313	Köpguide
355	Korsreferens
384	Förkortningar

**PL**
**Spis treści**

64	Wstęp
65	Umiejscowienie
66	Montaż
67	Obchodzenie się i użytkowanie
68	Charakterystyka
69	Tabele kolorze przewodów
70	Analiza usterek
71	Pytania i odpowiedzi
85	Tabele zastosowań
245	Przewodnik ze zdjęciami
313	Przewodnik kupującego
355	Tabela zamienników
384	Skróty

**RU**
**Содержание**

74	Введение
75	Местонахождение датчика
76	Установка
77	Эксплуатация
78	Характеристики
79	Таблицы цветов проводов
80	Анализ неисправностей
81	Вопросы и ответы по датчикам кислорода
85	Таблицы применений
245	Руководство- фотогид
313	Руководство покупателя
355	Таблица взаимозаменяемости
384	Сокращения

### The DENSO difference

Designed with precision. Manufactured to the strictest OEM Standards. Subjected to rigorous safety and performance tests. These are the exceptional standards behind DENSO's Lambda Sensors - an outstanding aftermarket programme of heated and unheated configurations guaranteed to match each vehicle perfectly every time.

Why choose DENSO? As one of the world's foremost developers and manufacturers of original vehicle parts and systems, DENSO understands Lambda Sensor technology better than anyone else. But that's not just our opinion - leading vehicle manufacturers agree! You'll find DENSO Lambda Sensors fitted as original equipment in Toyota, Mitsubishi, Honda, Jaguar, Volvo, Mazda, Suzuki, Subaru, Isuzu, Daihatsu, Yamaha, Land Rover, Daimler Chrysler, General Motors, Opel/Vauxhall and many other vehicles. In fact since we first produced them in 1977, several hundred million DENSO Lambda Sensors have been doing their job measuring the oxygen in vehicle emissions worldwide; making us one of the leading Lambda Sensor manufacturers in the world.

That advanced engineering, OE quality and superior performance is now available to aftermarket customers in our DENSO Lambda Sensors programme. We use our unrivalled knowhow in each and every Lambda Sensor we make.

**Which is why, when you need a replacement Lambda Sensor, there's only one name to choose: DENSO.**

*Every DENSO Lambda Sensor is checked for 100% quality, including high temperature signal output, air tightness, continuity and heater resistance.*



### The technologies you need

#### Sensor types

As you'd expect, DENSO Lambda Sensors are available in a broad range of applications. But they also offer all the advanced technologies you'll need to find exactly the right OEM quality replacements for your customers:

- > Zirconia Sensors Both Thimble and Planar types
- > A/F Sensors Both Thimble and Planar types
- > Titania Sensors

*\*For more details about the functionality and comparison of Zirconia and A/F Sensors, see the Lambda Sensors Q&A section of this catalogue.*

#### Sensor housing

DENSO Lambda Sensors are available in two choices of OE quality housing. And with DENSO Sensors, the housing is complete. There's no need for add-on parts such as flange adaptors!

- > Screw type housing
- > Flange type housing - including OE quality flange gasket

#### Sensor fitting

Whatever your installation need, DENSO's two fitting options will help you make the right connection every time:

- > 'Direct Fit' Sensor - with OEM connector fitted, ready for installation
- > 'Universal Fit' Sensor - without a connector, enabling you to re-use (and recycle!) the old part's connector

#### Sensor inspection and replacement

##### > How often should Lambda Sensors be replaced?

DENSO recommends changing them as often as specified by the vehicle manufacturer. But Lambda Sensors should also be checked for functioning and efficiency at every vehicle check-up - an engine that's old or showing signs of excessive oil consumption will need the Sensors changed at shorter intervals than specified.

##### > Why replace?

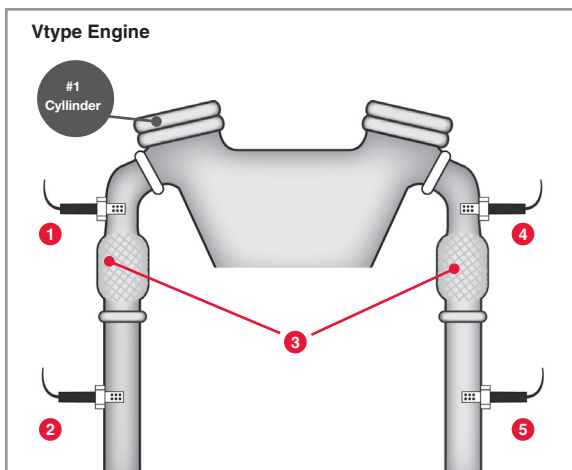
Lambda Sensor failure - whether through normal ageing, the use of leaded fuels or contamination - can lead to damage of the Catalytic Converter and cause expensive repairs. Failed Lambda Sensors can also cause higher emissions, increased fuel consumption and reduced engine performance including poor acceleration, stalling and idling.



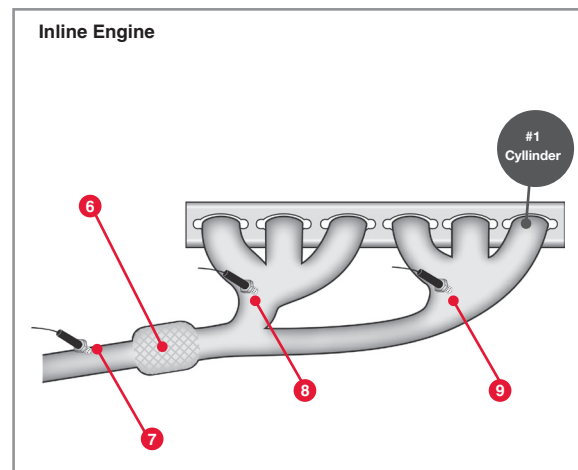
# Lambda Sensors | Location

GB

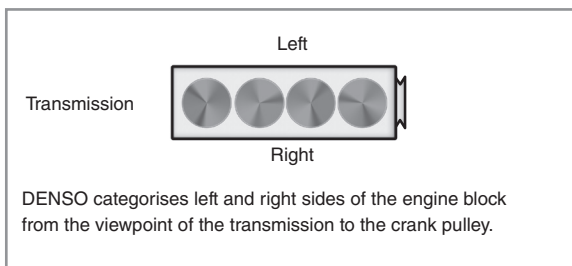
## Identifying the position of the Lambda Sensors in the exhaust system



1. Pre Catalyser Lambda Sensor
2. Post Catalyser Lambda Sensor
3. Catalyser
4. Pre Catalyser Lambda Sensor
5. Post Catalyser Lambda Sensor



6. Catalyser
7. Post Catalyser Lambda Sensor
8. Pre Catalyser Lambda Sensor
9. Pre Catalyser Lambda Sensor



### Warning

The illustrations above represent typical engine mounting configurations. There are many variations depending on make and model. Please refer to the complete application list in this catalogue to choose the correct DENSO Lambda Sensor for a specific application location.

GB

### Direct Fit Lambda Sensors



#### Parts supplied

Lambda Sensor, copper grease.



#### Required Tooling

1. Thread cleaning tap  
(size M18x1,5 for most Sensors).
2. Torque wrench with suitable Lambda Sensor socket.  
(size 22 for most Sensors).



#### Installation Steps

1. If needed, clean the thread in the exhaust pipe with a cleaning tap.
2. Apply some of the supplied 'Copper + Plus' grease on the Sensor thread.

**DO NOT GREASE THE SENSOR NOSE.**  
Only apply grease to the Sensor thread.



3. Tighten the Sensor to the prescribed torque, using a torque wrench with a suitable Lambda Sensor socket.  
Take care not to damage the wires!



### Universal Fit (connector re-fit) Lambda Sensors



#### Parts supplied

Lambda Sensor, copper grease, connectors, heat-shrinkable butt splices.



#### Required Tooling

1. Wire cutting pliers.
2. Wire stripping tool.
3. Ratchet crimping tool with red die for insulated terminals.
4. Hot air gun.
5. Thread cleaning tap (size M18x1,5 for most Sensors).
6. Torque wrench with suitable Lambda Sensor driver (size 22 for most Sensors).



#### Installation Steps

1. Cut the new Sensor wires to length.  
**IMPORTANT:** The new Sensor with the old connector must be the same length as the old Sensor and connector originally.
2. Cut the old Sensor wires to length.
3. Strip the wire ends to a length of 7mm.
4. Crimp the butt-splices with a ratchet crimping tool with red die (size 22 - 16).
5. Shrink the insulation of the butt-splices with hot air, until they are sealed.
6. If needed, clean the thread in the exhaust pipe with a cleaning tap.
7. Apply some of the supplied Copper + Plus grease on the Sensor thread.

**DO NOT GREASE THE SENSOR NOSE.**  
Only apply grease to the Sensor thread.




8. Tighten the Sensor to the prescribed torque, using a torque wrench with a suitable Lambda Sensor driver.  
Take care not to damage the wires!



GB

## Correct Lambda Sensor handling and usage



### 1. Connector

**Keep clean and dry:**

- > Do not use grease or contact spray of any kind.
- > Moisture and other foreign substances will easily influence the Sensor.

### 2. Cable

**Avoid heat:**

- > Keep free from the exhaust-pipe or other hot vehicle parts.

**Avoid stress:**

- > Keep free from moving parts.
- > Avoid cable tension.
- > Avoid long, free-hanging cabling: it could start to swing or even get caught by other parts or objects.

### 3. Sensor body

**Keep clean:**

- > The back end of the Sensor contains holes, through which it breathes to sample the outside air. These holes need to stay open to enable the Sensor to function.
- > Keep the Sensor body protected from dirt and sudden cold water splashes.
- > Do not spray the Sensor with high-pressure water.
- > Keep the Sensor free from all types of coatings.

### 4. Sensor body thread

**Grease the thread:**

- > Grease the thread with the supplied copper grease before installation.

### 5. Sensor nose

**Avoid sudden impact:**

- > Avoid any sudden knocks to prevent damage to the sensitive ceramic element inside.


**Avoid contamination:**

- > Avoid all possible contamination, by keeping the Sensor nose free from foreign substances.
- > Do not spray anything on the Sensor nose.
- > Do not put grease on the Sensor nose.
- > Avoid the use of leaded fuel.
- > Avoid the use of fuel additives

# Lambda Sensors | Characteristics

GB

## The blueprint for superior Lambda Sensor technology



The superior design of DENSO Lambda Sensors maximises engine performance and fuel efficiency while reducing harmful emissions.

> **Steel core in wires:** DENSO Sensors feature special wires, adapted for the harsh conditions of heat and vibration. The Teflon isolated wires have a core of stainless steel strands for extra strength, surrounded by nickel coated copper wires for good conductivity and low resistance.

> **Porous PTFE filter:** Allows atmospheric oxygen to enter the Sensor without permitting water or engine contaminants to seep into the casing.

> **Stainless steel housing:** Resists corrosion and contamination with a rugged, watertight body.



> **Aluminium-oxide double trap layer:** DENSO Lambda Sensors feature a unique, protective coating of aluminium oxide on the ceramic element to help ensure the Sensor takes accurate measurements and has a long lifetime. The coating helps to filter contamination out of the exhaust gases, keeping unwanted pollution away from the ceramic element and preventing an early clogging of the Sensor element and/or damage to the platinum electrode (of particular value for cars running with low quality fuel). The aluminium oxide trap layer therefore plays an active role in delivering optimal emissions, fuel economy, engine performance and prevention of engine damage.



> **Double protection cover (on all Sensors):** Maintains proper unit temperature for quicker response times and protects the ceramic element against silicone and lead poisoning.

### **Solving the fuel quality dilemma**

*Poor quality or polluted fuel can have an adverse effect on Lambda Sensor lifespan and performance - but DENSO Sensors provide the solution.*

*What causes the problem? Fuel can be contaminated by engine oil additives such as detergent dispersant or lubricant; petrol additives; sealing compound on engine parts; and crude oil deposits after desulphurisation. Contaminated fuel can emit a poisonous vapour if heated over 700 degrees Celcius, which affects the Lambda Sensor by clogging or poisoning the electrodes. This is a common cause of early Lambda Sensor failure.*

*The advanced design of DENSO Lambda Sensors eliminates this danger. The unique aluminium oxide double trap layer we apply surrounding the Sensor's ceramic element protects it from problem fuel; maintaining its lifespan and efficient performance.*



**GB**

### How to recognise Lambda Sensor types by wiring colour

Checking the colour of Lambda Sensor wires of any brand is an easy way to recognise their type. Use the tables below to easily identify the correct DENSO replacement.

<b>ZIRCONIA LAMBDA SENSORS</b>					
Wire colour table:					
	OE Lambda sensor 1	OE Lambda sensor 2	OE Lambda sensor 3	OE Lambda sensor 4	OE Lambda sensor 5
Heater +	Black	Purple	White	Brown	Black
Heater -	Black	White	White	Brown	Black
Sensor +	Blue	Black	Black	Purple	Green
Sensor -	White	Grey	Grey	Beige	White

<b>DENSO DOX-010... DOX-011... DOX-012... DOX-013...</b>		<b>DENSO DOX-015...</b>	
Heater +	Black	Purple	
Heater -	Black	White	
Sensor +	Blue	Black	
Sensor -	White	Grey	

Wire function table:				
	Heater +	Heater Ground	Sensor +	Sensor Ground
1 Wire	-	-	Y	Sensor casing
2 Wire	-	-	Y	Y
3 Wire	Y	Y	Y	Sensor casing
4 Wire	Y	Y	Y	Y

Titania 3- and 4-wire Lambda Sensors, every wire has in general a different colour. An exception is DENSO's Titania Sensors, which have two black wires and two grey wires.

<b>TITANIA LAMBDA SENSORS</b>				
Wire colour table:				
	Heater +	Heater Ground	Sensor +	Sensor Ground
DENSO	Black	Black	Gray	Gray
Brand 1	Red	White	Yellow	Black

### Your guide to common Lambda Sensor faults, their causes and solutions

To assess whether a Lambda Sensor is performing correctly, it is essential to conduct a full visual inspection as well as performance tests.

1. Check the connector and lead wire to ensure no damage has occurred. Damage of any kind will affect the Sensor signal.
2. Check the Sensor's protection sleeve for signs of damage that could indicate a dent or crack inside. It is important that the Sensor element is intact in order to work correctly.
3. Check that the connector is clean, intact and water-tight; and that there are no signs of grease, lubricants or chemicals on it. These can affect the Sensor's delicate output signals which are highly sensitive to contamination.

#### Normal

##### Appearance:

- > Sensor is free of any residue, and is dull in colour.

##### Cause:

- > Clean engine burning as a result of proper preventative engine maintenance.



#### Antifreeze contamination

##### Appearance:

- > Excessive grainy white-grey colour, sometimes greenish deposits.

##### Cause:

- > Contamination due to the presence of coolant fluid in the engine cylinders.

##### Solution:

- > Check the engine coolant system, especially the head gasket, for leakage and repair if required.
- > Replace the Sensor.



#### Oil contamination

##### Appearance:

- > Excessive dark grey / black deposits.

##### Cause:

- > Contamination due to excessive oil consumption.

##### Solution:

- > Check the engine for oil leakage or wear, and repair if required.
- > Replace the Sensor.



#### Rich fuel contamination

##### Appearance:

- > Excessive dark brown or black soot.

##### Cause:

- > Contamination due to incorrect, rich, Air/fuel mixture. This can be caused by a damaged Sensor heater or a faulty fuel system.

##### Solution:

- > Check the fuel system and measure exhaust gas.
- > Check the Lambda Sensor heater control, and the Sensor heater, in case of a heated Sensor (3 or more wires).
- > Repair the defect.
- > Replace the Sensor.



#### Additive contamination

##### Appearance:

- > Excessive red or white deposits.

##### Cause:

- > Contamination due to use of excessive or harmful additives. Certain ingredients of fuel additives can contaminate the Sensor element. When burned in the engine, they cause fumes that will contaminate and/or clog the Sensor element.

##### Solution:

- > Clean the engine and/or fuel system to remove the additives.
- > Replace the Sensor.



#### Lead contamination

##### Appearance:

- > Shiny, dark grey deposits.

##### Cause:

- > Contamination due to use of leaded fuel.
- > Lead attacks the Platinum which is present both on the Sensor element and in the catalyst.

##### Solution:

- > Remove the leaded fuel from the vehicle, and refill with lead-free fuel.
- > Replace the Sensor.



#### IMPORTANT: Follow-up check

*In all cases, a contaminated Lambda Sensor must be replaced. After replacing the Sensor, however, it is also important to check the function of the Catalytic Converter. Contamination can also damage the Converter by reducing its capacity.*

### Frequently Asked Questions answered by the DENSO technical team

#### Q1: What role do Lambda Sensors play?

**A:** In order to reduce emissions, modern cars have been designed to carefully control the amount of fuel they burn. The Lambda (or Oxygen) Sensor is a critical component in this process. Its goal is to work together with the car's fuel injection system, catalytic converter and electronic control unit (ECU) (Fig. 1) to achieve the lowest possible output of environmentally harmful engine emissions. The Lambda Sensor does this by monitoring the percentage of unburned oxygen present in the car's exhaust gases. This data is fed to the car's ECU, which adjusts the A/F (air/fuel) mixture. The correct air/fuel mixture enables the Catalytic Converter to run efficiently. This 'exhaust gas cleaning system' removes as many of the harmful emissions as possible from the exhaust before it leaves the car.

#### Q2: Where are the Lambda Sensors positioned?

**A:** Every new car, and most cars manufactured since 1980, has a Lambda Sensor. It is positioned in the vehicle's exhaust pipe before the Catalytic Converter, where it measures the oxygen present in the exhaust gases and informs the ECU, enabling the ECU to calculate what adjustments are needed to the air/fuel mixture. The exact location of the Lambda Sensor varies according to whether the vehicle has a V-type or In-line type exhaust system, and depending on make and model. Some typical engine mounting configurations are shown in the LOCATION section of this catalogue.

#### Q3: How exactly do Lambda Sensors work?

**A:** Lambda Sensors work together with the vehicle's fuel injection system, Catalytic Converter and engine management system or electronic control unit (ECU) (Fig. 1) to help achieve the lowest possible output of environmentally harmful engine emissions:

- > The Lambda Sensor monitors the percentage of unburned oxygen present in the car's exhaust gases.
- > According to whether the oxygen content in the exhaust gas is too high (a lean mixture) or too low (a rich mixture) the Lambda Sensor transmits a fast-changing, fluctuating voltage signal to the ECU.
- > The ECU responds to this information by adjusting the air/fuel mixture entering the Catalytic Converter. The goal is to keep the air/fuel ratio very close to the 'stoichiometric' point, which is the calculated ideal ratio of air to fuel entering the Catalytic Converter. Theoretically, at this ratio, all of the fuel will be burned using almost all of the oxygen in the air. The remaining oxygen must be exactly the right quantity for the Catalytic Converter to function efficiently.

- > The Catalytic Converter then treats the exhaust emissions before they leave the car. Most modern cars are equipped with a three-way Catalytic Converter. 'Three-way' refers to the three regulated (harmful) emissions it helps to reduce - Carbon Monoxide (CO), unburnt Hydrocarbons (HC), and Nitrogen Oxide (Nox) molecules. The exact amount of oxygen in the exhaust gasses is important to the Catalytic Converter because it affects how well it is able to remove these harmful emissions from the exhaust gases. The right amount of oxygen enables a chemical reaction to take place between the harmful gases and the oxygen, resulting in harmless gasses leaving the Catalytic Converter. If the converter is working correctly, all the oxygen in the exhaust gasses will be consumed by this chemical reaction.

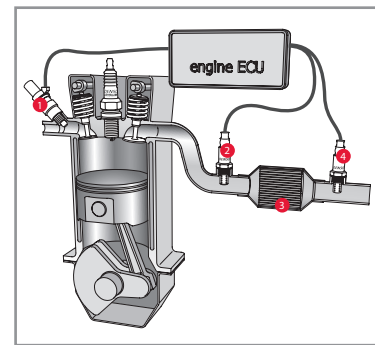


Fig. 1: Engine with Sensors and Catalytic Converter.

1. Fuel Injector
2. Pre Cat Lambda Sensor
3. Catalytic Converter
4. Post Cat Lambda Sensor

**Q4: How is the air/fuel mixture adjusted?**

**A:** When the Lambda Sensor detects the level of oxygen contained in the exhaust gas, the ECU receives the Sensor's output signal and decides whether the mixture has an appropriate air/fuel ratio. The amount of fuel injected is adjusted by means of 'injection time feedback compensation control'. When the mixture is found to be too rich, fuel injection is decreased. When the mixture is found to be too lean, fuel injection volume is increased (Fig. 2). The objective is to achieve the ideal air/fuel ratio going into the engine (the 'stoichiometric' point).

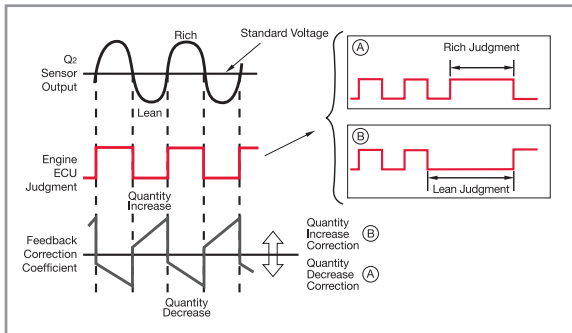


Fig. 2: The Lambda Sensor output signal monitors the air/fuel ratio, instructing the ECU how to adjust the fuel injection rate.

**Q5: What is the ideal 'stoichiometric ratio'?**

**A:** For petrol, the stoichiometric, or 'purification' ratio is about 14.7 to 1 (this is equal to Lambda 1.00), meaning that for each pound of fuel, 14.7 pounds of air will be burned (Fig. 3). The fuel mixture varies from the ideal ratio quite a bit during driving, which is the reason why it must be monitored and adjusted. Sometimes the mixture can be 'lean' (an air-to-fuel ratio higher than 14.7); and other times the mixture can be 'rich'.

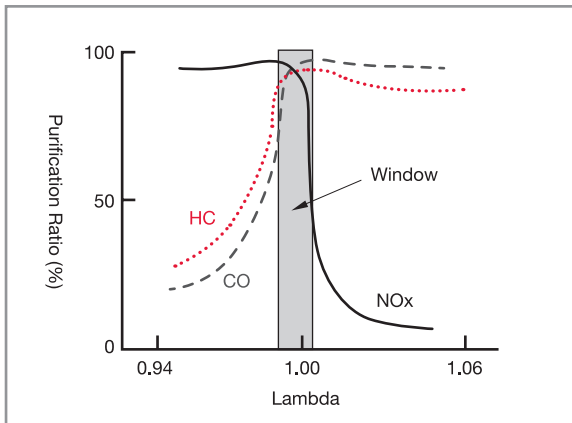


Fig. 3: Purification ratio of Catalytic Converter.

**Q6: Why do some vehicles feature more than one Lambda Sensor?**

**A:** Many recently produced vehicles feature a second Lambda Sensor mounted after the Catalytic Converter (post-cat Lambda Sensor), as well as a Lambda Sensor placed before it (pre-cat Lambda Sensor). The pre-cat Lambda Sensor is the control Sensor, assisting the engine ECU to control the air/fuel ratio. The 'rear', post-cat Lambda Sensor is the monitor Sensor, monitoring the function of the Catalytic Converter.

**Q7: How does the second Lambda Sensor analyse the efficiency of the Catalytic Converter?**

**A:** The post-cat Lambda Sensor monitors the function of the Catalytic Converter by measuring the oxygen level in the exhaust gas that leaves the Catalytic Converter. If the Sensor gives a high voltage reading (Fig. 4), the Catalytic Converter is working effectively. This is because if the converter is working correctly, all the oxygen in the exhaust gases will be consumed by the chemical reaction taking place inside between the oxygen and the harmful emissions. As the Catalytic Converter wears down, however, some of the harmful gases and oxygen will not be included in the chemical reaction and will exit the Converter unchanged. The oxygen readings shown by the post-cat Sensor will therefore increasingly mirror the signal of the pre-cat Sensor, until both show the same signal (Fig. 5). This indicates failure of the Catalytic Converter.

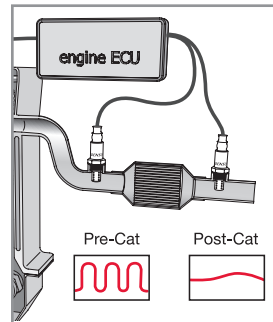


Fig. 4: Output from fully functional Catalytic Converter.

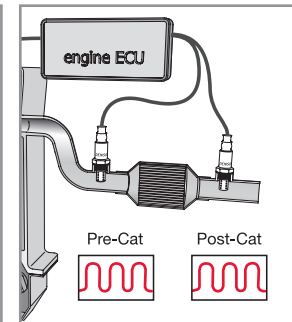


Fig. 5: Output from a failing Catalytic Converter.



**Q8: Why have A/F (air/fuel) Sensors been developed?**

**A:** A/F Sensor technology was a world-first innovation that was developed by DENSO, offering a sensor with a linear output that helps vehicles to meet the tightening emission regulations from EURO 3 onwards. This new system uses the air/fuel ratio sensor (A/F Sensor), replacing the conventional Lambda Sensor.

**Q9: What is the difference between Zirconia Lambda Sensors and A/F Sensors?**

**A:** In general A/F Sensors are more sensitive and efficient than conventional Zirconia Lambda Sensors. This is because of the way each type of Sensor measures the air/fuel ratio, and the different output signals they produce to indicate the result:

**Air/fuel ratio**

- > A **Zirconia Sensor** indicates whether the air/fuel ratio is either above or below Lambda 1.00. The engine ECU alters the fuel quantity step by step until the Sensor indicates that the mixture is wrong again. At this point the ECU starts correcting again, step by step in the other direction. This method results in a relatively slow and constant ongoing correction around Lambda 1.00, never able to exactly maintain Lambda 1.00.
- > An **A/F Sensor** indicates the exact air/fuel ratio value. This means that the engine ECU knows how far off the air/fuel ratio is from Lambda 1.00, and therefore also knows how much it needs to correct the fuel injection. This allows the engine ECU to correct the injected fuel quantity to achieve, and maintain Lambda 1.00 almost immediately.

**Output Signal**

- > A **Zirconia Sensor** outputs a small voltage between 0V and approx 0,8V, switching from low to high at around Lambda 1.00 (Fig. 6).
- > An **A/F Sensor** outputs a small current between -10mA and +10mA, where the output is a stable value, proportional to the air/fuel ratio (Fig. 7).

Overall, especially in changing conditions (sudden accelerations or decelerations) systems with a Zirconia Sensor will have an under- or overshoot in fuel, resulting in a less efficient Catalytic Converter.

With an A/F Sensor, the engine ECU will notice fractional changes in air/fuel ratio even in changing conditions. The ECU is therefore able to make precise adjustments, considerably reducing any under- or overshoot in fuel. This results in optimal gas conversion inside the Catalytic Converter, resulting in cleaner air, lower fuel consumption and better driveability.

**Q10: What happens if the Lambda Sensor fails?**

**A:** If the Lambda Sensor fails, the ECU can no longer sense the air/fuel ratio, so has to 'guess' the amount of fuel to inject. This will cause a less efficient use of fuel, and therefore a higher fuel consumption. It can also cause the Catalytic Converter to function less efficiently, potentially emitting higher levels of harmful emissions.

**Q11: How often should Lambda Sensors be replaced?**

**A:** DENSO recommends changing them as often as specified by the vehicle manufacturer. But Lambda Sensors should also be checked for functioning and efficiency at every vehicle check-up - an engine that's old or showing signs of excessive oil consumption will need the Sensors changed at shorter intervals than specified.

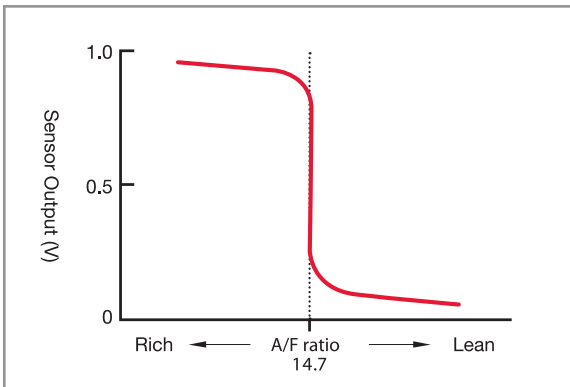


Fig. 6: Zirconia Sensor Output.

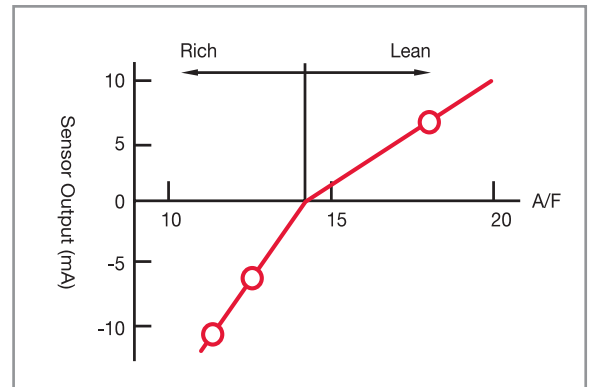


Fig. 7: A/F Sensor Output.

### Der DENSO-Unterschied

Mit Präzision entwickelt. Nach striktesten OEM-Normen hergestellt. Durch strengste Sicherheits- und Leistungstests geprüft. Das sind die außergewöhnlichen Standards hinter den Lambdasonden von DENSO – ein herausragendes Aftermarket-Sortiment beheizter und unbeheizter Sondenkonfigurationen, die jeweils garantiert und ohne Ausnahme perfekt auf das Fahrzeug abgestimmt sind.

Warum DENSO? Als einer der führenden Entwickler und Hersteller von Fahrzeugsystemen und -teilen für Erstausrüster versteht DENSO die Lambdasondentechnik besser als alle anderen. Und das ist nicht nur unsere eigene Meinung – führende Fahrzeughersteller stimmen uns zu! DENSO-Lambdasonden werden als Teil der Erstausrüstung in Toyota, Mitsubishi, Honda, Jaguar, Volvo, Mazda, Suzuki, Subaru, Isuzu, Daihatsu, Yamaha, Land Rover, Daimler Chrysler, General Motors, Opel/Vauxhall und viele andere Fahrzeuge eingebaut. Seit wir die Lambdasonden 1977 in unser Produktionsprogramm aufnahmen, haben schon Hunderte von Millionen von DENSO-Lambdasonden weltweit gute Arbeit geleistet bei der Messung des Sauerstoffgehalts von Fahrzeugemissionen. Das macht uns zu einem der führenden Lambdasondenhersteller der Welt.

Diese hochmoderne Technik, Erstausrüsterqualität und überragende Leistung ist jetzt in unserem DENSO-Lambdasondensortiment auch für Aftermarket-Kunden erhältlich. Unser unübertroffenes Know-how kommt in jeder von uns hergestellten Lambdasonde zur Geltung.

**Wenn Sie eine Ersatz-Lambdasonde brauchen, dann steht deshalb eigentlich nur ein Name zur Wahl: DENSO.**

*Jede DENSO-Lambdasonde wird auf 100-prozentige Qualität geprüft, einschl. Hochtemperatursignalausgabe, Luftdichtheit, Durchgang und Heizungswiderstand.*



### Die Technologien, die Sie brauchen

#### Lambdasondenarten

Wie man erwarten würde, sind DENSO-Lambdasonden in einer breit gefächerten Palette von Anwendungen erhältlich. Sie alle bieten die fortschrittlichen Technologien, die Sie brauchen, um genau die richtige Ersatzsonde in Erstausrüsterqualität für Ihre Kunden zu finden:

- > Zirkonium-Lambdasonden      Finger- und Planarsonden
- > A/F-Lambdasonden            Finger- und Planarsonden
- > Titanium-Lambdasonden

*\*Nähere Angaben über die Funktionsweise und einen Vergleich von Zirkonium- und A/F-Lambdasonden finden Sie im Kapitel Lambdasonden – Fragen & Antworten dieses Katalogs*

#### Sondengehäuse

DENSO-Lambdasonden sind in zwei Gehäuseversionen in Erstausrüsterqualität erhältlich. Und bei Lambdasonden von DENSO ist das ein komplettes Gehäuse. Es werden keine Zusatzteile wie Flanschanschlüsse benötigt!

- > Einschraubgehäuse
- > Flanschgehäuse – einschließlich Flanschdichtung in Erstausrüsterqualität

#### Sondeneinbau

DENSO bietet seine Lambdasonden in zwei Einbauversionen an, damit Sie jedesmal den richtigen Anschluss herstellen können:

- > Direkteinbau-Lambdasonden – einbaufertig, mit angebrachtem OEM-Stecker
- > Universaleinbau-Lambdasonden – ohne Stecker, damit Sie den Stecker der alten Sonde wiederverwenden (und wiederverwerten!) können.

#### Kontrolle und Wechseln von Lambdasonden

##### > Wie oft sollten Lambdasonden ersetzt werden?

DENSO empfiehlt, dass Lambdasonden in den vom Fahrzeughersteller empfohlenen Intervallen ausgetauscht werden. Lambdasonden müssen aber auch bei jeder Fahrzeuginspektion bzw. AU auf einwandfreien und effizienten Betrieb überprüft werden. Bei alten Motoren oder Motoren, die mehr Öl verbrauchen, muss die Sonde häufiger gewechselt werden als vorgeschrieben.

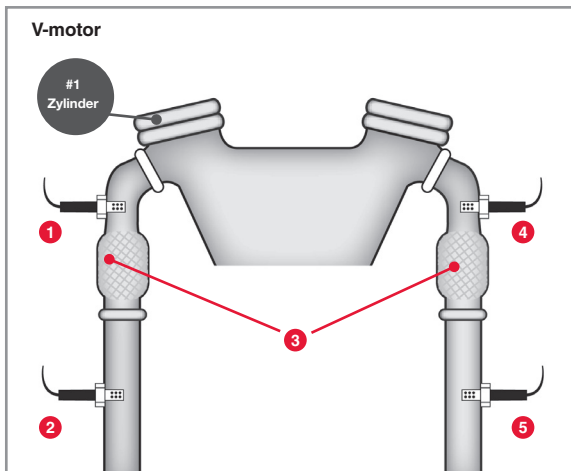
##### > Warum müssen Lambdasonden ersetzt werden?

Der Ausfall einer Lambdasonde, sei es auf Grund normaler Alterung, der Verwendung von verbleitem Kraftstoff oder von Verunreinigung, kann zu einer Beschädigung des Katalysators führen und kostspielige Reparaturen erforderlich machen. Ausgefallene Lambdasonden verursachen höhere Emissionen einen höheren Kraftstoffverbrauch und eine herabgesetzte Fahrzeugleistung, z.B. schlechte Beschleunigung, Abwürgen und Leerlaufprobleme.

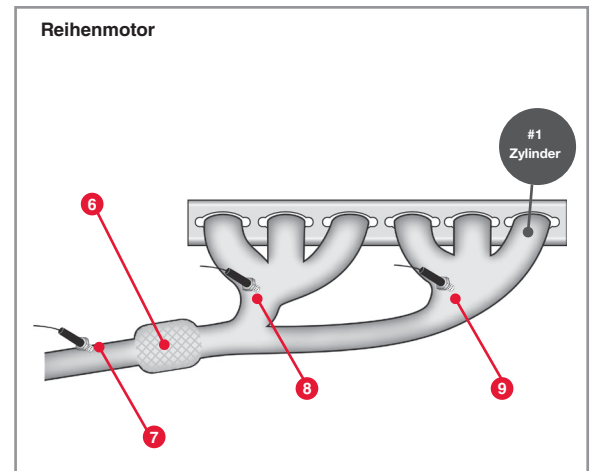


## D

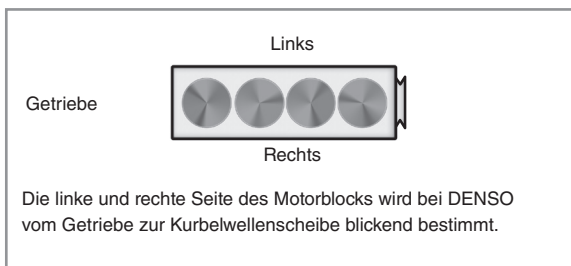
### Einbauort von Lambdasonden in der Abgasanlage



1. Regelsonde
2. Monitorsonde
3. Katalysator
4. Regelsonde
5. Monitorsonde



6. Katalysator
7. Monitorsonde
8. Regelsonde
9. Regelsonde



**Achtung!**  
 Die obigen Abbildungen stellen typische Motoreinbaukonfigurationen dar. Die Einbaulage kann je nach Marke und Modell verschieden sein. Beziehen Sie sich für die Wahl der richtigen DENSO-Lambda-sonde für einen bestimmten Einbauort bitte auf die umfassende Anwendungsliste in diesem Katalog.

### D

#### Direkteinbau-Lambdasonden



##### Mitgelieferte Teile

Lambdasonde, Heischrauben-Compound (Kupferpaste).



##### Bentigte Werkzeuge

1. Gewindeschneider zur Gewindereinigung (Gre M18x1,5, fr die meisten Sonden).
2. Drehmomentschlssel mit geeignetem Lambdasonden-Steckeinsatz (Gre 22, fr die meisten Sonden).



##### Vorgehensweise fr den Sondeneinbau

1. Das Gewinde im Auspuffrohr, falls erforderlich mit einem Gewindeschneider reinigen.
2. Ein wenig von dem mitgelieferten Heischrauben-Compound 'Copper + Plus' auf das Sondengewinde auftragen



**SONDENNASE NICHT FETTEN!**  
Heischrauben-Compound nur auf das Sondengewinde auftragen.



3. Die Sonde mit einem Drehmomentschlssel mit einem geeigneten Lambdasonden-Steckeinsatz auf den vorgeschriebenen Wert festziehen. Darauf achten, dass die Kabel nicht beschdigt werden!



#### Universaleinbau-Lambdasonden (Stecker-Wiederverwendung)



##### Mitgelieferte Teile

Lambdasonde, Heischrauben-Compound (Kupferfett), Stecker, Stoverbinder mit Schrumpfolieisolierung.



##### Bentigte Werkzeuge

1. Drahtzange.
2. Abisolierzange.
3. Crimpzange mit Ratschenfunktion, mit roter Backentasche, fr isolierte Anschlsse.
4. Heiluftpistole.
5. Gewindenachschneider zur Gewindereinigung (Gre M18x1,5, fr die meisten Sonden).
6. Drehmomentschlssel mit geeignetem Lambdasonden-Steckeinsatz (Gre 22, fr die meisten Sonden).



##### Vorgehensweise fr den Sondeneinbau

1. Die Kabel der neuen Sonde auf die richtige Lnge zuschneiden. WICHTIG: Die neue Sonde mit dem alten Stecker muss genauso lang sein wie ursprnglich die alte Sonde mit dem Stecker.
2. Die alten Sondenkabel auf die richtige Lnge zuschneiden.
3. Die Kabelenden 7 mm weit abisolieren.
4. Die Stoverbinder mit einer Crimpzange mit Ratschenfunktion und roter Crimpbackentasche (Gre 22 – 16) crimpen.
5. Die Isolierung der Stoverbindungen mit Heiluft aufschumpfen, bis die Verbindungen versiegelt sind.
6. Gegebenenfalls das Gewinde im Auspuffrohr mit einem Nachschneider zur Gewindereinigung reinigen.
7. Ein wenig von dem mitgelieferten Heischrauben-Compound 'Copper + Plus' auf das Sondengewinde auftragen.



**SONDENNASE NICHT FETTEN!**  
Heischrauben-Compound nur auf das Sondengewinde auftragen.




8. Die Sonde mit einem Drehmomentschlssel mit einem geeigneten Lambdasonden-Steckeinsatz auf den vorgeschriebenen Wert festziehen. Darauf achten, dass die Kabel nicht beschdigt werden!



### D

## Richtige Handhabung und Verwendung von Lambdasonden



### 1. Stecker

#### Trocken und sauber halten:

- > Kein Schmierfett oder Kontaktspray irgendeiner Art verwenden.
- > Feuchtigkeit und sonstige Fremdstoffe beeinflussen die Lambdasonde.

### 2. Kabel

#### Hitze vermeiden:

- > Vom Auspuffrohr und anderen heißen Fahrzeugteilen fernhalten.

#### Belastungen vermeiden:

- > Von bewegten Teilen fernhalten.
- > Kabelzugspannung vermeiden.
- > Lange frei hängende Kabel vermeiden, sie könnten zu schwingen beginnen oder sich sogar an anderen Teilen oder Gegenständen verfangen.

### 3. Sondenkörper

#### Sauber halten:

- > Das hintere Ende der Lambdasonde enthält Löcher, die in Verbindung mit der Umgebungsluft einen Referenzwert bilden. Diese Löcher müssen offen bleiben, damit die Sonde funktionieren kann.
- > Der Sondenkörper ist vor Schmutz und plötzlichem Bespritzen mit kaltem Wasser zu schützen.
- > Die Sonde nicht mit Hochdruck-Wasserstrahl besprühen.
- > Die Sonde von allen Beschichtungen jeder Art freihalten.

### 4. Sondagewinde

#### Gewinde schmieren:

- > Das Gewinde vor dem Einschrauben der Sonde mit dem mitgelieferten Heischrauben-Compound (Kupferfett) schmieren.

### 5. Sondennase

#### Stoe vermeiden:


- > Scharfe Stoe gegen die Sondennase vermeiden, um eine Beschädigung des empfindlichen Keramikelements in ihr zu verhindern.

#### Verunreinigung vermeiden:

- > Verunreinigungen jeder Art vermeiden. Die Sondennase deshalb von Fremdstoffen freihalten.
- > Nichts auf die Sondennase sprühen.
- > Kein Schmierfett auf die Sondennase bringen.
- > Keinen bleihaltigen Kraftstoff verwenden.
- > Verwendung von Kraftstoffzusätzen vermeiden.

D

## Das Konzept für überlegene Lambdasondentechnik



Die überlegene Konstruktion der Lambdasonden von DENSO optimiert Motorleistung und Kraftstoffverbrauch und reduziert gleichzeitig die Schadstoffemissionen.

- > **Adern mit Stahlkern:** DENSO-Lambdasonden sind mit Spezialadern bestückt, die für die ungünstigen Hitze- und Schwingungsverhältnisse ausgelegt sind. Die Teflon-isolierten Kabel haben für zusätzliche Festigkeit einen Kern aus Edelstahlilitzen, der zwecks guter Leitfähigkeit und geringen Widerstands mit nickelbeschichteten Kupferkabeln umgeben ist.
- > **Poröses PTFE-Filter:** Lässt Luftsauerstoff in die Sonde einströmen, verhindert aber, dass Wasser oder Schmutzstoffe aus dem Motor in das Sondengehäuse eindringen können.
- > **Edelstahlgehäuse:** Robuster, wasserdichter Körper, beständig gegenüber Korrosion und Verunreinigung.
- > **Doppelte Aluminiumoxid-Schutzschicht:** DENSO-Lambdasonden weisen eine einzigartige Schutzbeschichtung aus Aluminiumoxid auf dem Keramikelement auf. Mithilfe dieser Schutzschicht wird gewährleistet, dass die Sonde präzise Messungen durchführt und eine lange Standzeit hat. Die Beschichtung trägt dazu bei, Verunreinigungen aus den Abgasen herauszufiltern, so dass unerwünschte Schmutzstoffe vom Keramikelement ferngehalten werden und eine verfrühte Verstopfung des Sonderelements und/oder eine Beschädigung der Platinelektrode verhindert wird (was besonders mit minderwertigem Kraftstoff betriebenen Fahrzeugen zugute kommt). Die Aluminiumoxid-Schutzschicht trägt somit aktiv zu optimalen Emissionswerten, optimalem Kraftstoffverbrauch, optimaler Motorleistung und maximalem Schutz vor Motorschäden bei.
- > **Doppelwandiges Schutzrohr** (an allen Lambdasonden): Sorgt für Erhaltung der richtigen Sondentemperatur für schnelleres Ansprechen und schützt das Keramikelement vor Silikon- und Bleivergiftung.



### **Die Lösung für das Problem einer minderwertigen Kraftstoffqualität**

Minderwertiger oder verschmutzter Kraftstoff kann die Standzeit und Leistung einer Lambdasonde beeinträchtigen – DENSO-Sonden bieten aber eine Lösung für dieses Problem.

Wodurch wird das Problem verursacht? Kraftstoff kann durch Motorölzusätze wie Detergens-Dispersant-Zusätze oder Schmierstoffe, Benzinzusätze, Dichtungsmasse an Motorteilen und Rohölablagerungen nach der Entschwefelung verunreinigt werden. Verunreinigter Kraftstoff kann bei Erhitzung über 700 Grad Celsius giftige Dämpfe freisetzen, die wiederum die Elektroden der Lambdasonde verstopfen oder vergiften. Derartige Schäden sind eine häufige Ursache für den vorzeitigen Ausfall von Lambdasonden.

Die hochentwickelte Konstruktion von DENSO-Lambdasonden schließt dieses Risiko aus. Die einzigartige doppelte Aluminiumoxid-Schutzschicht, die das Keramikelement der Sonde umgibt, schützt sie vor problematischem Kraftstoff. Die erwartete Nutzlebensdauer und effiziente Leistung der Sonde bleiben dadurch erhalten.

### D

## Identifizierung der Lambdasonden-Typen anhand der Kabelfarben

Lambdasonden jeder Marke sind anhand ihrer Kabelfarben leicht erkennbar. Die einfache Tabelle unten hilft Ihnen, die richtige DENSO-Ersatzsonde zu finden.

In 3- und 4-adrigen Titanium-Lambdasonden hat jedes Kabel generell eine andere Farbe. Eine Ausnahme bilden die Titanium-Lambdasonden von DENSO, die zwei schwarze und zwei graue Kabel haben.

ZIRKONIUM-LAMBDA-SONDEN					
Kabelfarbtabelle:					
	OE Lambda- sonde Nr. 1	OE Lambda- sonde Nr. 2	OE Lambda- sonde Nr. 3	OE Lambda- sonde Nr. 4	OE Lambda- sonde Nr. 5
Heizung +	schwarz	violett	weiß	braun	schwarz
Masse Heizung	schwarz	weiß	weiß	braun	schwarz
Sonde +	blau	schwarz	schwarz	violett	grün
Masse sonde	weiß	grau	grau	beige	weiß

	DENSO DOX-010... DOX-011... DOX-012... DOX-013...	DENSO DOX-015...
Heizung +	schwarz	violett
Masse Heizung	schwarz	weiß
Sonde +	blau	schwarz
Masse sonde	weiß	grau

Kabelbelegungstabelle:				
	Heizung +	Masse Heizung	Sonde +	Masse Sonde
1 Kabel	-	-	Y	Sondengehäuse
2 Kabel	-	-	Y	Y
3 Kabel	Y	Y	Y	Sondengehäuse
4 Kabel	Y	Y	Y	Y

TITANIUM-LAMBDA-SONDEN				
Kabelfarbtabelle:				
	Heizung +	Masse Heizung	Sonde +	Masse Sonde
DENSO	Schwarz	Schwarz	Grau	Grau
Marke 1	Rot	Weiß	Gelb	Schwarz

### Ihr Leitfaden zu Lambdasonden-Fehlern, ihren Ursachen und Lösungen

Zur Beurteilung, ob eine Lambdasonde einwandfrei funktioniert, sind im Wesentlichen eine umfassende Sichtkontrolle sowie Leistungsprüfungen erforderlich.

1. Sicherstellen, dass Stecker und Anschlusskabel nicht beschädigt sind. Eine Beschädigung jeder Art beeinträchtigt das Sondersignal.
2. Das Schutzrohr der Sonde auf Anzeichen von Beschädigung untersuchen, die auf eine Einbeulung oder einen Riss im Inneren schließen lassen. Das Sonderelement muss unversehrt sein, um einwandfrei zu funktionieren.
3. Sicherstellen, dass der Stecker sauber, unversehrt und wasserdicht ist und keine Fett-, Schmierstoff- oder Chemikalienrückstände aufweist, die die gegenüber derartigen Verunreinigungen äußerst empfindlichen Ausgangssignale der Sonde beeinträchtigen können.

#### Normal

##### Aussehen:

- > Sonde weist keine Verunreinigungen auf und hat eine matte Farbe.

##### Ursache:

- > Saubere Verbrennung infolge der richtigen vorbeugenden Motorwartung.



#### Verunreinigung durch Frostschutzmittel

##### Aussehen:

- > Starke körnige weißgraue Farbe, manchmal grünliche Ablagerungen.

##### Ursache:

- > Verunreinigung auf Grund von Kühlmittel in den Motorzylindern.

##### Lösung:

- > Die Motorkühlanlage auf Dichtheit prüfen, besonders die Zylinderkopfdichtung. Falls erforderlich diese erneuern.
- > Lambdasonde austauschen.



#### Verunreinigung durch Öl

##### Aussehen:

- > Starke dunkelgraue/schwarze Ablagerungen.

##### Ursache:

- > Verunreinigung auf Grund von übermäßigem Ölverbrauch.

##### Lösung:

- > Motor auf Ölleck oder Verschleiß untersuchen und bei Bedarf instand setzen.
- > Lambdasonde austauschen.



#### Verunreinigung durch fettes Gemisch

##### Aussehen:


- > Starke dunkelbraune oder schwarze Verrußung.

##### Ursache:

- > Verunreinigungen auf Grund eines falschen oder zu fetten Kraftstoff-Luft-Gemisches kann zu einer Beschädigung der Sondenheizung führen.

##### Lösung:

- > Kraftstoffanlage überprüfen und durchführen.
- > Bei beheizter Lambdasonde (3 oder mehr Adern) die Regelung der Lambdasondenheizung und diese selbst kontrollieren.
- > Defekt reparieren.
- > Lambdasonde austauschen.



#### Verunreinigung durch Zusatzstoffe

##### Aussehen:

- > Starke rote oder weiße Verunreinigungen.

##### Ursache:

- > Verunreinigung auf Grund überhöhter oder schädlicher Zusätze. Gewisse Bestandteile von Kraftstoffzusätzen können das Sonderelement verunreinigen. Bei der Verbrennung im Motor verursachen sie Dämpfe, die das Sonderelement verunreinigen und/oder verstopfen.

##### Lösung:

- > Motor und/oder Kraftstoffanlage reinigen, um die Zusatzstoffe zu entfernen.
- > Lambdasonde austauschen.



#### Verunreinigung mit Blei

##### Aussehen:

- > Glänzende dunkelgraue Ablagerungen.

##### Ursache:

- > Verunreinigung auf Grund der Verwendung von bleihaltigem Kraftstoff.
- > Blei greift das Platin an, das sowohl am Sonderelement als auch im Katalysator zu finden ist.

##### Lösung:

- > Bleihaltigen Kraftstoff aus dem Fahrzeug entfernen und alle Komponenten.
- > Spülen oder erneuern.
- > Lambdasonde austauschen.



#### WICHTIG: Nachkontrolle

Eine verunreinigte Lambdasonde muss in jedem Fall ausgetauscht werden. Nach einem Sondenwechsel muss aber auch die Funktion des Katalysators überprüft werden, da Verunreinigungen auch den Katalysator beschädigen können, indem sie seine Kapazität reduzieren.

### Das technische Team von DENSO beantwortet häufig gestellte Fragen

#### F1: Welche Aufgabe haben Lambdasonden?

**A:** Die modernen Fahrzeuge sind zur Verringerung der Schadstoffemissionen so ausgelegt, dass die von ihnen verbrannte Kraftstoffmenge sorgfältig geregelt wird. Die Lambdasonde (auch Sauerstoffsensoren genannt) ist eine wesentliche Komponente dieses Prozesses. Sie soll mit der Einspritzanlage des Fahrzeugs, dem Katalysator und dem elektronischen Steuergerät (ECU) zusammenarbeiten, damit ein Mindestmaß an umweltbelastenden Emissionen des Motors erreicht wird. Die Lambdasonde überwacht zu diesem Zweck den Anteil von unverbranntem Sauerstoff im Abgas. Diese Werte werden in das ECU des Fahrzeugs eingespeist, das das Kraftstoff- Luft-Gemisch entsprechend anpasst. Das richtige Kraftstoff- Luft-Gemisch ermöglicht den effizienten Betrieb des Katalysators. Dieses Abgasreinigungssystem entfernt möglichst viele der Schadstoffe aus dem Abgas, bevor es das Fahrzeug verlässt.

#### F2: An welchen Stellen sind die Lambdasonden eingebaut?

**A:** Jeder Neuwagen und die meisten Autos seit Baujahr 1980 haben eine Lambdasonde. Sie befindet sich im Auspuffrohr vor dem Katalysator, wo sie den Sauerstoffgehalt der Abgase misst und das ECU entsprechend informiert. Das ECU berechnet dann die erforderliche Anpassung des Kraftstoff- Luft-Gemisches. Die genaue Einbauposition der Lambdasonde ist verschieden, je nachdem, ob das betreffende Fahrzeug eine Abgasanlage in V- oder Reihenmotorausführung hat, und je nach Marke und Modell. Einige typischen Motorkonfigurationen sind im Kapitel EINBAUORT dieses Katalogs zu finden.

#### F3: Wie funktioniert eine Lambdasonde?

**A:** Lambdasonden arbeiten mit der Einspritzanlage, dem Katalysator und dem Motormanagementsystem bzw. dem elektronischen Steuergerät (ECU) (Abb. 1) des Fahrzeugs zusammen, um dazu beizutragen, möglichst geringe Mengen an umweltbelastenden Motoremissionen zu erreichen:

- > Die Lambdasonde überwacht den Restsauerstoffgehalt der Abgase des Autos
- > Je nachdem, ob der Sauerstoffgehalt des Abgases zu hoch (mageres Gemisch) oder zu niedrig (fettes Gemisch) ist, sendet die Lambdasonde ein sprunghaft wechselndes, schwankendes Spannungssignal an das ECU.
- > Das ECU spricht auf diese Daten an, indem es das in den Katalysator einströmende Kraftstoff- Luft-Gemisch entsprechend anpasst. Das Ziel dieser Regelung ist es, das Kraftstoff- Luft-Verhältnis sehr nahe am stöchiometrischen Verhältnis zu halten, dem berechneten optimalen Verhältnis von angesaugter Luftmenge/masse und exakt bemessener Kraftstoffzuteilung. Theoretisch wird bei diesem Gemischverhältnis sämtlicher Kraftstoff unter Verwendung fast des gesamten Sauerstoffs der Luft verbrannt. Der Restsauerstoff muss genau in der richtigen Menge vorliegen, wenn der Katalysator effizient funktionieren soll.

- > Der Katalysator reinigt Abgasemissionen, bevor sie das Fahrzeug verlassen. Die meisten modernen Autos sind mit einem Drei-Wege-Katalysator ausgerüstet. Drei-Wege bezieht sich auf die drei regulierten (schädlichen) Emissionen, zu deren Reduktion er beiträgt – Kohlenmonoxid- (CO), unverbrannte Kohlenwasserstoff- (HC) und Stickstoffoxid- (NOx) Moleküle. Die genaue Restsauerstoffmenge in den Abgasen ist für den Katalysator deshalb von Bedeutung, weil sie beeinflusst, wie gut der Katalysator diese Schadstoffemissionen aus den Abgasen entfernen kann. Die richtige Sauerstoffmenge ermöglicht eine chemische Reaktion zwischen den schädlichen Gasen und dem Sauerstoff, was dazu führt, dass die Abgase, die den Katalysator verlassen, unschädlich sind. Wenn der Katalysator ordnungsgemäß funktioniert, verbraucht diese chemische Reaktion sämtlichen Sauerstoff in den Abgasen.

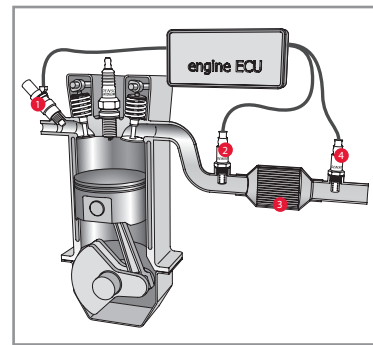


Abb. 1: Motor mit Lambdasonden und Katalysator.

1. Einspritzdüse
2. Regelsonde
3. Katalysator
4. Monitorsonde

### D

#### F4: Wie wird das Luft-Kraftstoff-Gemisch angepasst?

**A:** Wenn die Lambdasonde den Sauerstoffgehalt im Abgas bemisst, wird das Ausgangssignal der Sonde an das ECU übermittelt, das ECU errechnet dann, ob das Gemisch ein angemessenes Kraftstoff- Luft-Verhältnis hat. Die Kraftstoffmenge wird durch Einspritzzeitpunkt-Rückkopplungsausgleichregelung angepasst. Wird festgestellt, dass das Gemisch zu fett ist, wird die eingespritzte Kraftstoffmenge verringert. Bei einem zu mageren Gemisch wird das Einspritzvolumen vergrößert (Abb. 2). Ziel ist es, das optimale Kraftstoff- Luft-Gemisch zur Einspeisung in den Motor zu erreichen (das stöchiometrische Verhältnis).

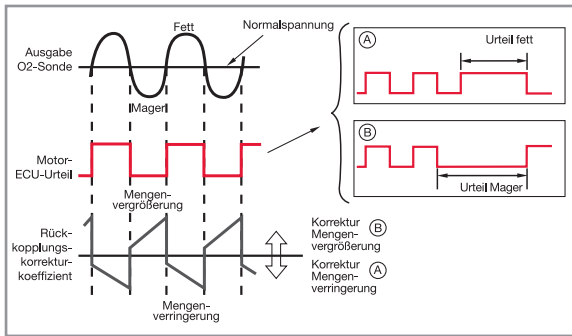


Abb. 2: Das Ausgangssignal der Lambdasonde übermittelt den Istzustand des Gemischverhältnisses, das ECU passt dementsprechend Einspritzmenge und Zündzeitpunkt dem Gemischverhältnis an um den Fixpunkt Lambda 1 zu erreichen.

#### F5: Was ist das optimale stöchiometrische Verhältnis?

**A:** Bei Benzinmotoren beträgt das stöchiometrische Verhältnis oder Verbrennungsluftverhältnis (Massenverhältnis) etwa 14,7 zu 1 (entspricht  $\lambda = 1,00$ ), d.h. zur vollständigen Verbrennung von einem Kilogramm Kraftstoff werden 14,7 kg Luft benötigt (Abb. 3). Während der Fahrt weicht das Kraftstoffgemisch oft vom idealen Verhältnis ab, weshalb es überwacht und angepasst werden muss. Das Gemisch kann manchmal mager (Verbrennungsluftverhältnis höher als 14,7) und dann wieder fett sein.

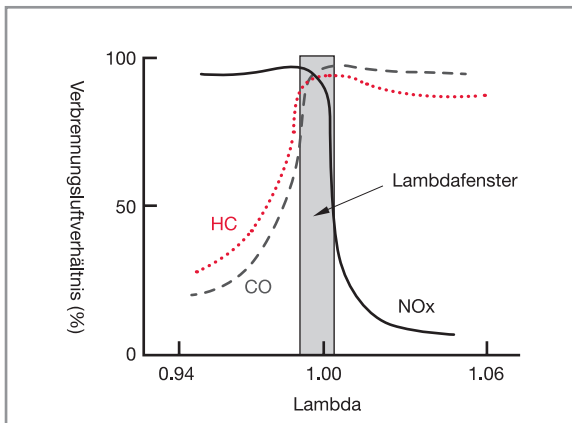


Abb. 3: Verbrennungsluftverhältnis des Katalysators.

#### F6: Warum haben manche Fahrzeuge mehr als eine Lambdasonde?

**A:** Viele neuere Fahrzeugen haben eine zweite Lambdasonde, die hinter dem Katalysator eingebaut ist, sowie eine vor dem Katalysator eingebaute Lambdasonde. Die Lambdasonde vor dem Katalysator ist die Regelsonde, die das Motor-ECU bei der Regelung des Kraftstoff- Luft-Verhältnisses unterstützt. Die nach dem Katalysator eingebaute hintere Lambdasonde ist die Monitorsonde. Sie überwacht die Funktionsweise des Katalysators.

#### F7: Wie analysiert die zweite Lambdasonde die Effizienz des Katalysators?

**A:** Die Monitorsonde überwacht die Funktion des Katalysators, indem sie den Sauerstoffgehalt im den Katalysator verlassenden Abgas misst. Wenn die Sonde einen hohen Spannungswert (Abb. 4) abgibt, funktioniert der Katalysator effizient. Weil der Katalysator richtig funktioniert, wird sämtlicher Sauerstoff in den Abgasen durch die chemische Reaktion, die im Inneren des Katalysators zwischen Sauerstoff und schädlichen Emissionen stattfindet, verbraucht. Mit zunehmender Abnutzung des Katalysators werden aber einige der schädlichen Gase und ein Teil des Sauerstoffs nicht an der chemischen Reaktion beteiligt und verlassen den Katalysator ohne Konvertierung. Die von der Monitorsonde angezeigten Sauerstoffmesswerte werden daher zunehmend das Signal der Regelsonde widerspiegeln, bis beide das gleiche Signal (Abb. 5) ausgeben. Dieser Zustand bedeutet den Ausfall des Katalysators.

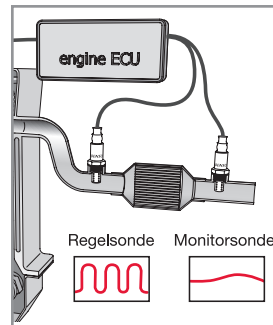


Abb. 4: Signal eines voll funktionsfähigen Katalysators.

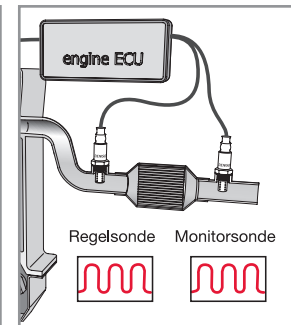


Abb. 5: Signal eines versagenden Katalysators.



#### F8: Warum wurden Kraftstoff- Luft-Sensoren entwickelt?

**A:** Die Kraftstoff- Luft- (A/F-)Sensorik war eine von DENSO entwickelte weiterer Innovation. Sie bietet einen Sensor mit linearem Ausgangssignal, der dazu beiträgt, dass Fahrzeuge die zunehmend strengeren Emissionsvorschriften ab EURO 3 erfüllen können. Dieses neue System verwendet anstelle der herkömmlichen Lambdasonde den Kraftstoff- Luft-Verhältnis-Sensor (A/F-Sensor).

### F9: Was ist der Unterschied zwischen Zirkonium-Lambdasonden und A/F-Sensoren?

**A:** Allgemein sind A/F-Sensoren empfindlicher und effizienter als herkömmliche Zirkonium-Lambdasonden. Dies beruht darauf, wie jeder Sondentyp das Luft-Kraftstoff-Verhältnis misst, und auf den verschiedenen Ausgangssignalen, die sie zum Anzeigen des Ergebnisses erzeugen:

#### Kraftstoff- Luft-Verhältnis

- > Eine **Zirkonium-Lambdasonde** zeigt an, ob das Luft-Kraftstoff-Verhältnis über oder unter  $\lambda = 1,00$  liegt. Das Motor-ECU ändert die Kraftstoffmenge Schritt für Schritt, bis die Sonde anzeigt, dass das Gemisch wieder falsch ist. An diesem Punkt beginnt das ECU wieder mit der schrittweisen Korrektur in die andere Richtung. Dieses Verfahren führt zu einer relativ langsamen und konstanten fortlaufenden Korrektur um  $\lambda = 1,00$ , wobei ein  $\lambda$ -Wert von  $1,00$  aber nie genau beibehalten werden kann.
- > Ein **A/F Sensor** zeigt den genauen Wert des Luft-Kraftstoff-Verhältnisses an. Das bedeutet, dass das Motor-ECU weiß, wie weit das Luft-Kraftstoff-Verhältnis von  $\lambda = 1,00$  entfernt ist, und daher auch den erforderlichen Korrekturwert für die Kraftstoffeinspritzung kennt. Das Motor-ECU kann somit die eingespritzte Kraftstoffmenge korrigieren, um fast sofort das stöchiometrische Verhältnis von  $\lambda = 1,00$  zu erzielen und beizubehalten.

#### Ausgangssignal

- > **Zirkonium-Sonden** geben eine kleine Spannung zwischen  $0\text{ V}$  und ca.  $0,8\text{ V}$  aus. Der Übergang von niedriger auf hohe Spannung erfolgt um  $\lambda = 1,00$  (Abb. 6).
- > **A/F-Sensoren** geben einen kleinen Strom zwischen  $-10\text{ mA}$  und  $+10\text{ mA}$  aus, die Ausgabe ist ein stabiler Wert - proportional zum Verbrennungsluftverhältnis ist (Abb. 7).

Systeme mit einer Zirkonium-Sonde haben, speziell bei sich ändernden Bedingungen (plötzliche Beschleunigung oder Verlangsamung), stets entweder ein zu fettes oder ein zu mageres Gemisch, was zu einem weniger effizienten Katalysator führt.

Bei A/F-Sensoren nimmt das Motor-ECU selbst bei sich ändernden Bedingungen partielle Änderungen des Kraftstoff- Luft-Verhältnisses wahr. Es kann daher das Kraftstoff- Luft-Verhältnis präzise anpassen und ein Überschreiten des optimalen Verhältnisses in Richtung mager oder fett beträchtlich reduzieren. Dies führt zu einer optimalen Gaskonvertierung im Katalysator, was weniger Luftverschmutzung, einen geringeren Kraftstoffverbrauch und ein besseres Fahrverhalten bewirkt.

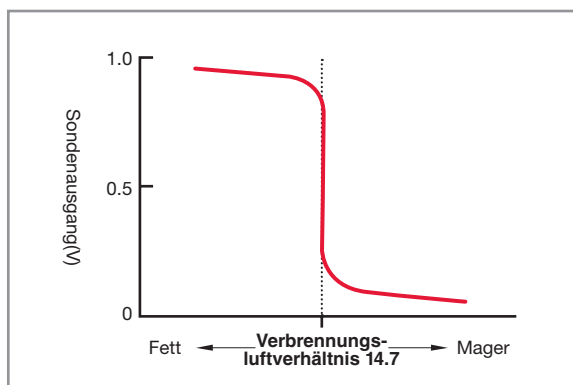


Abb. 6: Ausgabe Zirkonium-Sonde.

### F10: Welche Folgen hat der Ausfall einer Lambdasonde?

**A:** Beim Ausfall der Lambdasonde kann das ECU das Verbrennungsluftverhältnis nicht mehr erfassen und muss daher die benötigte Kraftstoffeinspritzmenge abschätzen. Dies hat einen weniger effizienten Kraftstoffverbrauch zur Folge. Außerdem kann es dazu führen, dass der Katalysator weniger effizient funktioniert und eventuell mehr Schadstoffe ausstößt.

### F11: Wie oft müssen Lambdasonden ausgetauscht werden?

**A:** DENSO empfiehlt, dass Lambdasonden in den vom Fahrzeughersteller empfohlenen Intervallen ausgetauscht werden. Lambdasonden müssen aber auch bei jeder Fahrzeuginspektion bzw. AU auf einwandfreien und effizienten Betrieb überprüft werden. Bei alten Motoren, die mehr Öl verbrauchen, muss die Sonde häufiger gewechselt werden als vorgeschrieben.

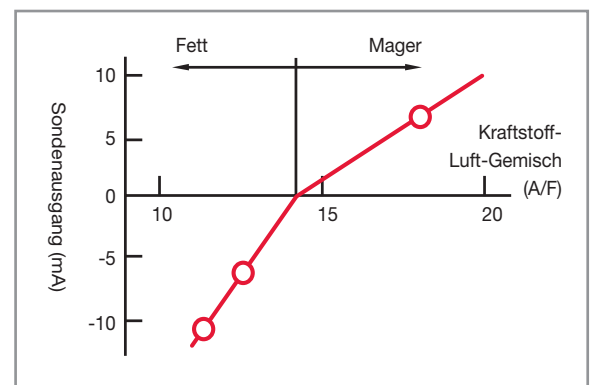


Abb. 7: Ausgabe A/F-Sensor.

### DENSO: la differenza

Progettate con precisione, prodotte secondo le più rigide norme OEM, sottoposte a rigorosi test di sicurezza e prestazioni: questi sono gli elevatissimi standard su cui si basano le sonde Lambda DENSO e l'eccezionale programma aftermarket, per le configurazioni riscaldate e non, che garantisce una perfetta corrispondenza con ogni veicolo.

Perché scegliere DENSO? Essendo uno dei maggiori creatori e produttori di pezzi e sistemi originali per veicoli, DENSO capisce la tecnologia delle sonde Lambda meglio di chiunque altro. E non siamo i soli a pensarlo; lo dicono anche le maggiori case automobilistiche! Le sonde Lambda DENSO si trovano come equipaggiamenti originari nelle Toyota, Mitsubishi, Honda, Jaguar, Volvo, Mazda, Suzuki, Subaru, Isuzu, Daihatsu, Yamaha, Land Rover, Daimler Chrysler, General Motors, Opel/Vauxhall e in molti altri veicoli. Da quando abbiamo iniziato a produrle nel 1977, diverse centinaia di milioni di sonde Lambda DENSO misurano l'ossigeno presente nelle emissioni dei veicoli in tutto il mondo, facendo di noi uno dei maggiori produttori mondiali di sonde Lambda.

L'ingegneria avanzata, la qualità degli equipaggiamenti originari e le prestazioni superiori sono ora disponibili ai clienti dell'aftermarket nel nostro programma di sonde Lambda DENSO. Utilizziamo il nostro know-how senza pari in ogni singola sonda Lambda che produciamo.

**Ecco perché, quando avete bisogno di una sonda Lambda di ricambio, c'è solo un nome da scegliere: DENSO.**

Ogni sonda Lambda DENSO è soggetta a un controllo che ne assicura la qualità al 100% e che include i segnali di temperatura elevata, la tenuta d'aria, la tenuta termica e la continuità.

### Le tecnologie di cui avete bisogno

#### Tipi di sonde

Come immaginerete, le sonde Lambda DENSO sono disponibili in una vasta gamma di applicazioni. Oltre a ciò, offrono anche tutte le tecnologie avanzate di cui avete bisogno per trovare i pezzi di ricambio della giusta qualità OEM per i vostri clienti:

- > Sonde allo zirconio      Sia bombate che planari
- > Sonde A/F                Sia bombate che planari
- > Sonde in titanio

*\* per ulteriori informazioni sul funzionamento e per confrontare le sonde A/F con quelle allo zirconio, consultare la sezione Domande e Risposte sulle sonde Lambda.*

#### Alloggiamento delle sonde

È possibile scegliere tra due tipi di alloggiamento di qualità OE delle sonde Lambda DENSO. E con le sonde DENSO, l'alloggiamento è completo. Non c'è bisogno di aggiungere pezzi come gli adattatori a flangia!

- > Alloggiamento a vite
- > Alloggiamento a flangia – compresa guarnizione per flangia di qualità OE.

#### Installazione delle sonde

Qualunque siano le vostre esigenze, le due opzioni di installazione di DENSO vi aiuteranno a ottenere ogni volta il giusto collegamento:

- > Sonda a installazione diretta ('Direct Fit') – con il connettore OEM già montato, pronto per essere installato
- > Sonda a installazione universale ('Universal Fit') – senza connettore, per consentirvi di riutilizzare (e riciclare!) il connettore del pezzo vecchio.

#### Ispezione e sostituzione della sonda

##### > Con quale frequenza vanno sostituite le sonde Lambda?

DENSO consiglia di cambiarle secondo le specifiche della casa produttrice. Ad ogni modo, l'efficienza e il funzionamento delle sonde Lambda vanno controllate ad ogni revisione del veicolo; se il motore è vecchio o mostra segni di eccessivo consumo di olio, le sonde vanno cambiate a intervalli più brevi rispetto alle specifiche.

##### > Perché sostituire le sonde?

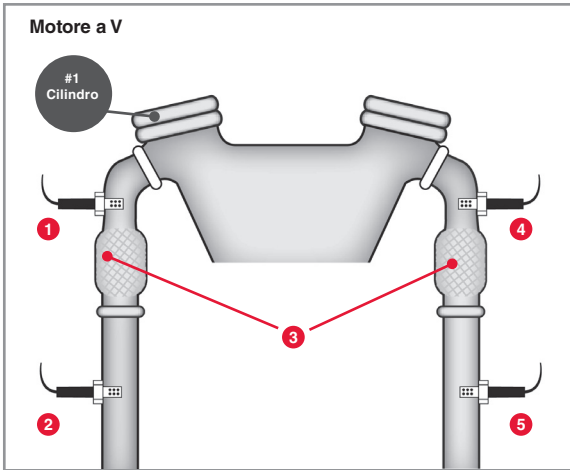
Un guasto a una sonda Lambda, che sia a causa del normale invecchiamento, dell'utilizzo di carburanti con piombo o di una contaminazione, può danneggiare la marmitta catalitica e comportare costose riparazioni. Può anche provocare un aumento delle emissioni e dei consumi e ridurre le prestazioni del motore (ad es. insufficiente accelerazione, arresto del motore e marce a vuoto.).



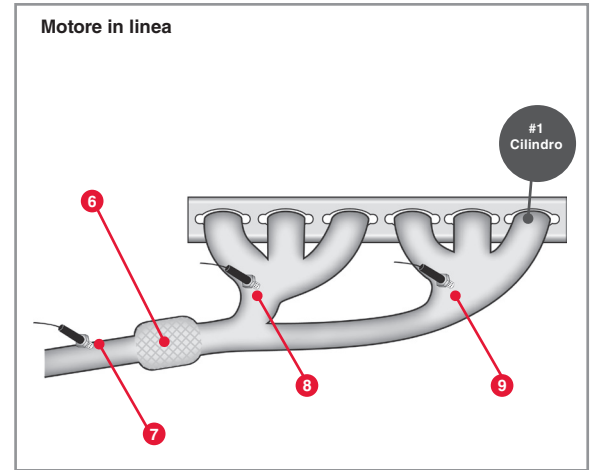


## I

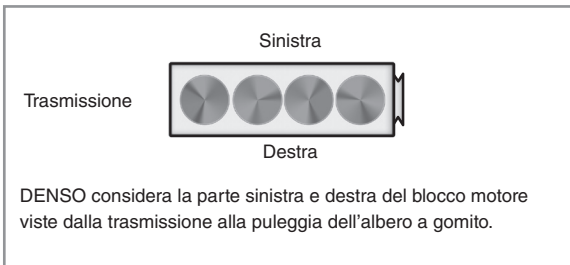
### Come trovare la posizione delle sonde Lambda nel sistema di scarico



1. Sonda Lambda precatalizzatore
2. Sonda Lambda post catalizzatore
3. Catalizzatore
4. Sonda Lambda precatalizzatore
5. Sonda Lambda post catalizzatore



6. Catalizzatore
7. Sonda Lambda post catalizzatore
8. Sonda Lambda precatalizzatore
9. Sonda Lambda precatalizzatore



**Avvertenza**

Le illustrazioni sopra rappresentano confi gurazioni tipiche del supporto motore. Vi sono molte variazioni a seconda della marca e del modello. Consultare la lista completa delle applicazioni riportate nel catalogo per scegliere la sonda Lambda DENSO più adatta all'ubicazione di una specifi ca - applicazione.

### I

## Installazione diretta delle sonde Lambda



### Pezzi in dotazione

Sonda Lambda, grasso al rame.



### Attrezzi necessari

1. Maschio per filettatura (M18x1,5 per la maggior parte delle sonde).
2. Chiave torsiometrica con inserto adatto alla sonda Lambda (dimensioni: 22 per la maggior parte delle sonde).



### Installazione fase per fase

1. Se necessario, pulire la filettatura nel tubo di scappamento con un maschio.



2. Applicare sulla filettatura della sonda una quantità di grasso 'Copper + Plus' in dotazione.

**NON INGRASSARE LA PUNTA DELLA SONDA, ma solo la filettatura.**



3. Stringere la sonda fino a raggiungere la coppia indicata, utilizzando una chiave torsiometrica dotata di una presa adatta alla sonda Lambda. Attenzione a non danneggiare i fili!



## Sonde Lambda a installazione universale (reinstallazione del connettore)



### Pezzi in dotazione

Sonda Lambda, grasso al rame, connettori, giunti testa a testa termoretraibili.



### Attrezzi necessari

1. Pinze tagliafilì.
2. Pinza spellafilì.
3. Crimpatrice dentata con morsetti rossi per i terminali isolati.
4. Soffiatore ad aria calda.
5. Vite per filettatura (M18x1,5 per la maggior parte delle sonde).
6. Chiave torsiometrica con inserto adatto alla sonda Lambda (dimensioni: 22 per la maggior parte delle sonde).



### Installazione fase per fase

1. Tagliare i fili della nuova sonda fino a raggiungere la giusta lunghezza. **IMPORTANTE:** la nuova sonda con il vecchio connettore deve essere della stessa lunghezza originale della vecchia sonda e del connettore.



2. Tagliare i fili della vecchia sonda fino a raggiungere la giusta lunghezza.



3. Spellare le estremità del filo fino a raggiungere una lunghezza di 7 mm.



4. Crimpare i giunti testa a testa con una crimpatrice dentata con morsetti rossi (dimensioni: 22 - 16).



5. Fare restringere l'isolamento dei giunti testa a testa con aria calda fino ad ottenere una tenuta.



6. Se necessario, pulire la filettatura del tubo di scarico con un'apposita vite.



7. Applicare sulla filettatura della sonda una quantità di grasso Copper + Plus in dotazione.


**NON INGRASSARE LA PUNTA DELLA SONDA, ma solo la filettatura.**



8. Stringere la sonda fino a raggiungere la coppia indicata, utilizzando una chiave torsiometrica con una guida adatta alla sonda Lambda. Fare attenzione a non danneggiare i fili!



## Maneggiamento e utilizzo corretti delle sonde Lambda



### 1. Connettore

#### Tenere pulito e asciutto:

- > Non utilizzare grasso o spray di contatto.
- > L'umidità e le sostanze estranee influenzano facilmente la sonda.

### 2. Cavo

#### Evitare il calore:

- > Tenere lontano dal tubo di scappamento o da altre parti calde del veicolo.

#### Evitare le sollecitazioni:

- > Tenere i cavi lontano dalle parti in movimento.
- > I cavi non vanno tesi.
- > I cavi non devono essere troppo lunghi né lasciati ciondolare, poiché potrebbero oscillare o rimanere intrappolati in altri pezzi o oggetti.

### 3. Corpo della sonda

#### Tenere pulito:

- > L'estremità posteriore della sonda contiene dei fori attraverso i quali effettua la campionatura dell'aria e che devono rimanere aperti per consentire il funzionamento della sonda stessa.
- > Il corpo della sonda va protetto dalla sporcizia e da improvvisi spruzzi di acqua fredda.
- > Non spruzzare getti d'acqua potenti sulla sonda.
- > La sonda va tenuta libera da qualsiasi tipo di rivestimento.

### 4. Filettatura del corpo della sonda

#### Ingrassare la filettatura:

- > Ingrassare la filettatura con il grasso al rame in dotazione prima dell'installazione.

### 5. Punta della sonda

#### Evitare gli impatti bruschi:


- > Evitare colpi bruschi per non danneggiare il sensibile elemento in ceramica all'interno.

#### Evitare la contaminazione:

- > Evitare qualsiasi possibile contaminazione tenendo la punta della sonda libera da sostanze estranee.
- > Non spruzzare nulla sulla punta della sonda.
- > Non ingrassare la punta della sonda.
- > Evitare di utilizzare carburanti al piombo.
- > Evitare di utilizzare additivi per carburanti.



## Il programma per la tecnologia avanzata delle sonde Lambda



La tecnologia avanzata alla base delle sonde Lambda DENSO aumenta al massimo le prestazioni del motore e il rendimento dei consumi, riducendo allo stesso tempo le emissioni nocive.

> **Fili con anima d'acciaio:** le sonde DENSO sono dotate di fili speciali adatti alle dure condizioni provocate dal calore e dalle vibrazioni. I fili isolati in Teflon hanno un'anima in acciaio inossidabile che conferisce loro una maggiore resistenza, a sua volta circondata da fili di rame rivestiti di nichelio che contribuiscono a una buona conduttività ed una bassa resistività.

> **Filtro in PTFE poroso:** consente all'ossigeno atmosferico di entrare nella sonda senza permettere all'acqua o alle sostanze contaminanti del motore di filtrare nell'involucro.

> **Alloggiamento in acciaio inossidabile:** resistente alla corrosione e alla contaminazione, grazie alla robustezza e alla tenuta d'acqua.



> **Doppio strato filtrante di ossido di alluminio:** le sonde Lambda DENSO sono dotate di un rivestimento protettivo in ossido di alluminio unico sull'elemento in ceramica, per assicurare che la sonda effettui misurazioni precise e duri a lungo. Il rivestimento aiuta a filtrare la contaminazione fuori dai gas di scarico, evitando l'entrata di sostanze inquinanti indesiderate nell'elemento in ceramica, l'otturazione precoce dell'elemento della sonda e/o danni all'elettrodo al platino (particolarmente importante per le auto che utilizzano carburante di bassa qualità). Pertanto, lo strato filtrante di ossido di alluminio contribuisce attivamente all'ottimizzazione delle emissioni, all'economia dei consumi, alle prestazioni del motore e a evitare danni al motore.



> **Copertura di protezione doppia** (su tutte le sonde): mantiene la giusta temperatura unitaria per tempi di risposta più rapidi e protegge l'elemento in ceramica da contaminazioni di piombo e silicene.

### **La soluzione al dilemma della qualità del carburante**

*I carburanti contaminati o di bassa qualità possono avere un effetto avverso sulla durata di vita e sulle prestazioni delle sonde Lambda, ma le sonde DENSO offrono la soluzione.*

*Qual è la causa del problema? Il carburante può essere contaminato dagli additivi contenuti nell'olio per il motore, come i detergenti-disperdenti o i lubrificanti, additivi della benzina, composti sigillanti nelle parti del motore e depositi di petrolio greggio dopo la desolforizzazione. Il carburante contaminato può rilasciare esalazioni velenose oltre 700 gradi Celsius, otturando o contaminando gli elettrodi della sonda Lambda. È una delle cause più comuni di guasti precoci alla sonda Lambda.*

*La progettazione avanzata delle sonde Lambda DENSO elimina tale rischio. Il doppio strato filtrante di ossido di alluminio, unico nel suo genere, che applichiamo intorno all'elemento in ceramica della sonda, la protegge dai carburanti problematici, mantenendone la durata di vita e l'efficienza delle prestazioni.*



### Come riconoscere i tipi di sonde Lambda dal colore dei fili

Il modo più semplice di riconoscere le sonde Lambda di qualsiasi marchio consiste nel controllare il colore dei fili. Utilizzare la tabella di seguito per trovare il giusto pezzo di ricambio DENSO.

Nelle sonde Lambda di titanio a 3 e 4 fili, di solito ogni filo è di un colore diverso. Le sonde di titanio DENSO sono un'eccezione poiché hanno due fili neri e due grigi.

<b>SONDE LAMBDA ALLO ZIRCONIO</b>					
Tabella cromatica dei fili:					
	OE Lambda sensore 1	OE Lambda sensore 2	OE Lambda sensore 3	OE Lambda sensore 4	OE Lambda sensore 5
<b>Calentador +</b>	Nero	Viola	Bianco	Marrone	Nero
<b>Calentador -</b>	Nero	Bianco	Bianco	Marrone	Nero
<b>Sensore +</b>	Blu	Nero	Nero	Viola	Verde
<b>Sensore -</b>	Bianco	Grigio	Grigio	Beige	Bianco

<b>DENSO</b>		<b>DENSO</b>	
DOX-010...		DOX-015...	
DOX-011...			
DOX-012...			
DOX-013...			
<b>Calentador +</b>	Nero	Viola	
<b>Calentador -</b>	Nero	Bianco	
<b>Sensore +</b>	Blu	Nero	
<b>Sensore -</b>	Bianco	Grigio	

Tabella funzioni fili:				
	Riscaldatore +	Massa riscaldatore	Sonda +	Massa sonda
1 Filo	-	-	Y	Involucro sonda
2 Filo	-	-	Y	Y
3 Filo	Y	Y	Y	Involucro sonda
4 Filo	Y	Y	Y	Y

<b>SONDE LAMBDA DITITANIO</b>				
Tabella cromatica dei fili:				
	Riscaldatore +	Massa riscaldatore	Sonda +	Massa sonda
<b>DENSO</b>	Nero	Nero	Grigio	Grigio
Marchio 1	Rosso	Bianco	Giallo	Nero



### Guida ai guasti più comuni delle sonde Lambda, cause e soluzioni

Per capire se una sonda Lambda funziona bene, è essenziale effettuare un'ispezione visiva completa e un test di funzionamento.

1. Controllare che il connettore e il conduttore non siano danneggiati, poiché ciò potrebbe incidere sul segnale della sonda.
2. Controllare che sul manicotto protettivo della sonda non vi siano segni che possano rivelare la presenza di ammaccature o crepe all'interno. Affinché funzioni correttamente, è importante che l'elemento della sonda sia intatto.
3. Controllare che il connettore sia pulito, intatto e a tenuta d'acqua, e che non riporti segni di grasso, lubrificanti o sostanze chimiche che possono interferire con i segnali in uscita della sonda, che sono delicati e sensibilissimi alla contaminazione.

#### Normale

##### Aspetto:

- > La sonda non presenta residui ed è di colore spento.

##### Causa:

- > La combustione del motore è pulita perché è stata effettuata la giusta manutenzione preventiva.



#### Contaminazione da antigelo

##### Aspetto:

- > Colore bianco-grigiastro eccessivamente granuloso, con possibili depositi verdastri.

##### Causa:

- > Contaminazione dovuta alla presenza di fluido refrigerante nei cilindri del motore.

##### Soluzione:

- > Controllare il sistema di raffreddamento del motore, in particolare modo la guarnizione della testa cilindri, per verificare l'eventuale presenza di perdite e, se necessario, riparare.
- > Sostituire la sonda.



#### Contaminazione da olio

##### Aspetto:

- > Eccesso di depositi di colore grigio scuro o nero.

##### Causa:

- > Contaminazione dovuta a un eccessivo consumo di olio.

##### Soluzione:

- > Controllare il motore per verificare l'eventuale presenza di perdite di olio o usura e, se necessario, riparare.
- > Sostituire la sonda.



#### Contaminazione da miscela troppo ricca

##### Aspetto:


- > Eccesso di fuliggine di colore marrone scuro o nero.

##### Causa:

- > Contaminazione dovuta a una scorretta o ricca miscela aria/ carburante la cui causa potrebbe essere un danno al riscaldatore della sonda o un guasto al sistema di alimentazione.

##### Soluzione:

- > Controllare il sistema di alimentazione e misurare i gas di scarico
- > Verificare il sistema di controllo del riscaldatore della sonda Lambda e il riscaldatore stesso, in caso di sonda riscaldata (3 o più fili).
- > Riparare il difetto.
- > Sostituire la sonda.



#### Contaminazione da additivi

##### Aspetto:

- > Eccesso di depositi di colore bianco o rosso.

##### Causa:

- > Contaminazione dovuta all'utilizzo di additivi eccessivi o dannosi. Certi ingredienti contenuti negli additivi per carburanti possono contaminare l'elemento della sonda. Durante la combustione nel motore, emettono esalazioni che contaminano e/o otturano l'elemento della sonda.

##### Soluzione:

- > Pulire il motore e/o il sistema di alimentazione per rimuovere gli additivi.
- > Sostituire la sonda.



#### Contaminazione da piombo

##### Aspetto:

- > Depositi lucidi di colore grigio scuro.

##### Causa:

- > Contaminazione dovuta all'impiego di carburante con piombo.
- > Il piombo attacca il platino presente sia sull'elemento della sonda che sul catalizzatore.

##### Soluzione:

- > Rimuovere il carburante al piombo dal veicolo e sostituirlo con carburante senza piombo.
- > Sostituire la sonda.



#### IMPORTANTE: controllo successivo

Una sonda Lambda contaminata va sostituita in ogni caso. Ad ogni modo, una volta sostituita la sonda, è anche importante controllare il funzionamento della marmitta catalitica, poiché la contaminazione può anche ridurre la capacità.



### Le domande più frequenti e le risposte del team tecnico DENSO

#### D1: Qual è il ruolo delle sonde Lambda?

**R:** Per ridurre le emissioni, le auto moderne sono progettate in modo tale da controllare attentamente la quantità di carburante che bruciano. La sonda Lambda (o sensore di ossigeno) è una componente cruciale di questo processo poiché, lavorando insieme al sistema di iniezione del carburante dell'auto, alla marmitta catalitica e all'unità di controllo elettronico (ECU), consente di ridurre al minimo le esalazioni nocive del motore monitorando la percentuale di ossigeno non bruciato presente nei gas di scarico dell'auto. Questi dati sono inviati all'ECU dell'auto che, a sua volta, regola la miscela aria/carburante. La giusta miscela aria/carburante consente alla marmitta catalitica di funzionare in maniera efficiente. Questo sistema di pulizia dei gas di scappamento rimuove dal sistema di scarico la maggiore quantità possibile di emissioni nocive prima che fuoriescano dall'auto.

#### D2: Dove si trovano le sonde Lambda?

**R:** Ogni auto nuova, nonché la maggior parte delle auto fabbricate dal 1980 in poi, ha una sonda Lambda, che si trova nel tubo di scappamento, prima della marmitta catalitica, dove misura l'ossigeno presente nei gas di scarico, informa l'ECU e le consente di calcolare le regolazioni da fare alla miscela aria/carburante. L'esatta ubicazione delle sonde Lambda varia a seconda che il veicolo abbia un sistema di scarico di tipo V o in linea e a seconda della marca e del modello. Alcune configurazioni tipiche di supporto motore sono riportate nella sezione UBICAZIONE del presente catalogo.

#### D3: Come funzionano esattamente le sonde Lambda?

**R:** Le sonde Lambda operano insieme al sistema di iniezione del carburante del veicolo, alla marmitta catalitica e al sistema di gestione del motore o unità di controllo elettronico (ECU) (Fig. 1), per ridurre al minimo le emissioni nocive per l'ambiente che provengono dal motore:

- > La sonda Lambda controlla la percentuale di ossigeno non bruciato presente nei gas di scarico dell'auto.
- > A seconda del contenuto di ossigeno nei gas di scarico (se troppo alto, la miscela è povera, se è troppo basso, la miscela è ricca) la sonda Lambda trasmette all'ECU un segnale di tensione altamente variabile.
- > L'ECU risponde a queste informazioni regolando la miscela aria/carburante che entra nel motore. L'obiettivo è di mantenere il rapporto aria/carburante molto vicino al punto stechiometrico, ossia il rapporto ideale calcolato aria/carburante che entra nel motore. In teoria, a questo rapporto, tutto il carburante viene bruciato utilizzando quasi tutto l'ossigeno presente nell'aria. La quantità di ossigeno rimanente deve essere tale da consentire il funzionamento efficiente della marmitta catalitica.

- > La marmitta catalitica quindi tratta le emissioni dei gas di scarico prima che queste escano dall'auto. La maggior parte delle auto moderne è dotata di marmitta catalitica trivalente, così chiamata poiché aiuta a ridurre le tre emissioni (nocive) regolamentate: le molecole di ossido di carbonio (CO), di idrocarburi non bruciati (HC), e di ossido di azoto (NOx). La quantità esatta di ossigeno presente nei gas di scarico è importante per la marmitta catalitica, poiché incide sulla sua capacità di rimuovere queste emissioni nocive dai gas di scarico. La giusta quantità di ossigeno provoca una reazione chimica tra i gas nocivi e l'ossigeno grazie alla quale dalla marmitta catalitica escono gas innocui. Se la marmitta funziona come dovrebbe, tutto l'ossigeno presente nei gas di scarico viene consumato da questa reazione chimica.

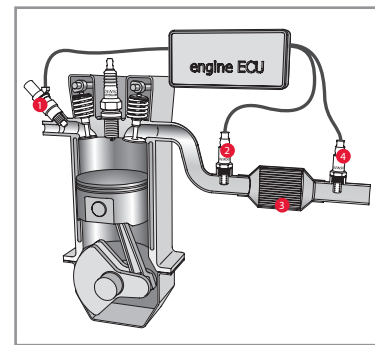


Fig1: Motore con sonde e marmitta catalitica.

1. Iniettore del combustibile
2. Sonda Lambda precatalizzatore
3. Marmitta catalitica
4. Sonda Lambda post catalizzatore



### D4: Come viene regolata la miscela aria/carburante?

**R:** Quando la sonda Lambda rileva il livello di ossigeno presente nei gas di scarico, l'ECU riceve il segnale in uscita della sonda e decide se la miscela ha un giusto rapporto aria/carburante. La quantità di carburante iniettato viene regolata attraverso il controllo della compensazione del feedback del tempo d'iniezione. Quando la miscela è troppo ricca, l'iniezione di carburante viene ridotta. Quando la miscela è troppo povera, il volume d'iniezione del carburante viene incrementato (Fig 2). L'obiettivo è di convogliare nel motore il rapporto ideale aria/carburante (il punto stechiometrico).

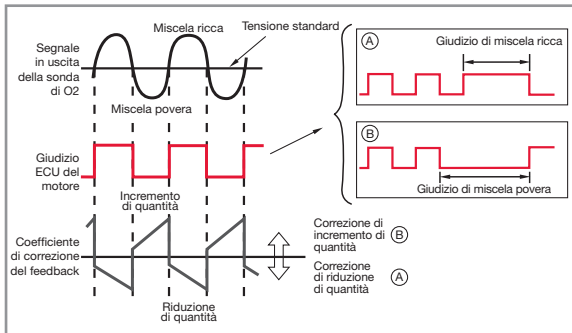


Fig2: Il segnale in uscita della sonda Lambda controlla il rapporto aria/carburante e indica all'ECU come regolare il tasso di iniezione del carburante.

### D5: Qual è il rapporto stechiometrico ideale?

**R:** Per la benzina, il rapporto stechiometrico o di purificazione è di circa 14.7 a 1 (equivalente a Lambda 1.00). Ciò significa che per ogni libbra di carburante vengono bruciate 14,7 libbre d'aria (Fig 3). Quando l'auto è in movimento, la miscela di carburante varia abbastanza rispetto al rapporto ideale; ecco perché va monitorata e regolata. A volte la miscela può essere povera (un rapporto aria/carburante maggiore di 14.7) e a volte ricca.

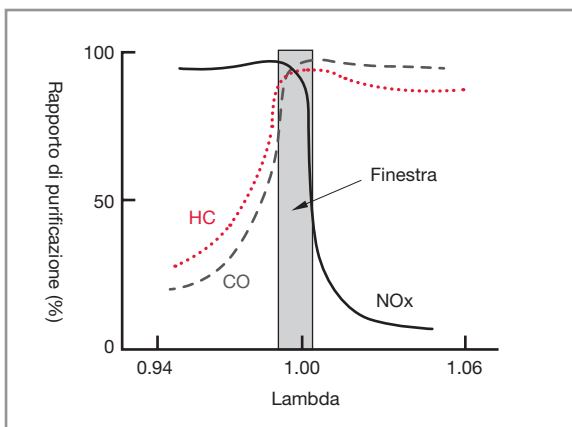


Fig. 3: Rapporto di purificazione della marmitta catalitica.

### D6: Perché certi veicoli hanno più di una sonda Lambda?

**R:** Molti veicoli fabbricati recentemente hanno una seconda sonda Lambda montata dopo la marmitta catalitica (sonda Lambda post catalizzatore) e una prima (sonda Lambda precatalizzatore). La sonda Lambda precatalizzatore è la sonda di controllo, che aiuta l'ECU del motore a controllare il rapporto aria/carburante. La sonda Lambda postcatalizzatore posteriore è quello che controlla il funzionamento della marmitta catalitica.

### D7: Come analizza la seconda sonda Lambda l'efficienza della marmitta catalitica?

**R:** La sonda Lambda postcatalizzatore controlla il funzionamento della marmitta catalitica misurando il livello di ossigeno presente nei gas di scarico che fuoriescono dalla marmitta stessa. Se la sonda rileva una tensione alta (Fig 4), significa che la marmitta catalitica funziona bene poiché, in questo caso, tutto l'ossigeno nei gas di scarico viene consumato dalla reazione chimica che ha luogo tra l'ossigeno e le emissioni nocive. Tuttavia, l'usura della marmitta catalitica fa sì che alcuni dei gas nocivi e l'ossigeno non partecipino alla reazione chimica ed escano dalla marmitta inalterati. Pertanto, la rilevazione dell'ossigeno da parte della sonda postcatalizzatore rispecchierà sempre di più il segnale della sonda precatalizzatore, fino a quando entrambi non mostrano lo stesso segnale (Fig 5). Ciò indica un difetto nella marmitta catalitica.

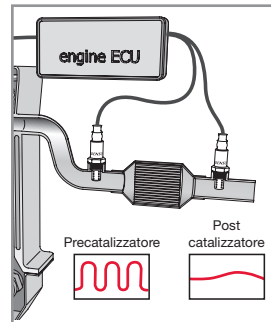


Fig 4: Segnale in uscita da marmitta catalitica funzionante.

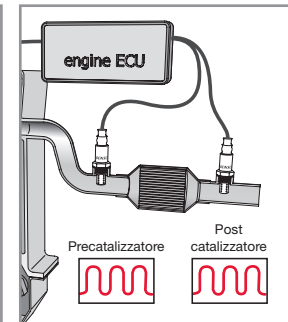


Fig 5: Segnale in uscita da marmitta catalitica difettosa.



### D8: Perché sono state sviluppate sonde A/F (aria/carburante)?

**R:** la tecnologia delle sonde A/F è un'innovazione introdotta per la prima volta al mondo da DENSO, che offre una sonda con un segnale in uscita lineare che aiuta i veicoli a rispettare le sempre più rigorose normative in materia di emissioni da EURO 3 in poi. Questo nuovo sistema utilizza la sonda di rapporto aria/combustibile (sonda A/F) anziché la sonda Lambda convenzionale.





### D9: Qual è la differenza tra le sonde lambda allo zirconio e le sonde A/F?

R: Generalmente le sonde A/F sono più sensibili ed efficienti delle sonde Lambda convenzionali allo zirconio. Ciò è dovuto al modo in cui ogni tipo di sonda misura il rapporto aria/carburante e ai diversi segnali in uscita che produce per indicare il risultato:

#### Rapporto aria/carburante

- > Una **sonda allo zirconio** indica se il rapporto aria/carburante è maggiore o minore di Lambda 1.00. L'ECU del motore altera la quantità del carburante fase per fase, fino a quando la sonda non indica che la miscela è di nuovo quella sbagliata. A questo punto, l'ECU inizia a correggere di nuovo, fase per fase, nell'altra direzione. Tale metodo comporta una correzione relativamente lenta e costante attorno al Lambda 1.00, poiché non è mai in grado di mantenere Lambda al valore esatto di 1.00.
- > Una **sonda A/F** indica l'esatto valore del rapporto aria/carburante. Ciò significa che l'ECU del motore sa quanto manca affinché il rapporto aria/carburante raggiunga Lambda 1.00 e, pertanto, sa anche di quanto ha bisogno per correggere l'iniezione di carburante. Ciò consente all'ECU del motore di correggere la quantità di carburante iniettata per ottenere e mantenere un Lambda di 1.00 quasi subito.

#### Segnale in uscita

- > Una sonda allo zirconio eroga una piccola tensione (tra 0V e 0,8V circa) passando da valori bassi a valori alti, attorno a un Lambda di 1.00 (Fig 6).
- > Una sonda A/F eroga una piccola quantità di corrente (tra 10mA e +10mA) dove il valore in uscita è stabile e proporzionale al rapporto aria/carburante (Fig 7).

Complessivamente, soprattutto in condizioni variabili (accelerazioni o decelerazioni improvvise), i sistemi con una sonda allo zirconio hanno una sottoscillazione o sovraoscillazione nel carburante, che rende la marmitta catalitica meno efficiente.

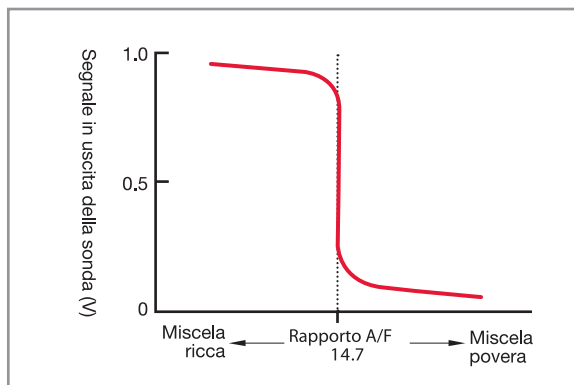


Fig. 6: Segnale in uscita della sonda allo zirconio.

Con una sonda A/F, l'ECU del motore nota dei cambiamenti irrilevanti nel rapporto aria/carburante anche in condizioni variabili. L'ECU è quindi in grado di effettuare regolazioni precise, riducendo considerevolmente eventuali sottoscillazioni o sovraoscillazioni nel carburante. Ciò produce una conversione di gas ottimale all'interno della marmitta catalitica, che, a sua volta, consente di ottenere aria più pulita, minori consumi e una migliore maneggevolezza dell'auto.

### D10: Cosa succede se una sonda Lambda diventa difettosa?

R: In questo caso l'ECU, non riuscendo più a rilevare il rapporto aria/carburante, deve indovinare la quantità di carburante da iniettare. Ciò provoca un impiego di carburante meno efficiente e, pertanto, maggiori consumi. Inoltre, può ridurre l'efficienza della marmitta catalitica e potrebbe anche portare a livelli più elevati di emissioni nocive.

### D11: Con quanta frequenza vanno cambiate le sonde Lambda?

R: DENSO consiglia di cambiarle secondo le specifiche della casa produttrice. Ad ogni modo occorre controllarne il funzionamento e l'efficienza ogni ad ogni revisione del veicolo; se il motore è vecchio o mostra segni di eccessivo consumo di olio, le sonde vanno cambiate a intervalli più brevi rispetto alle specifiche.

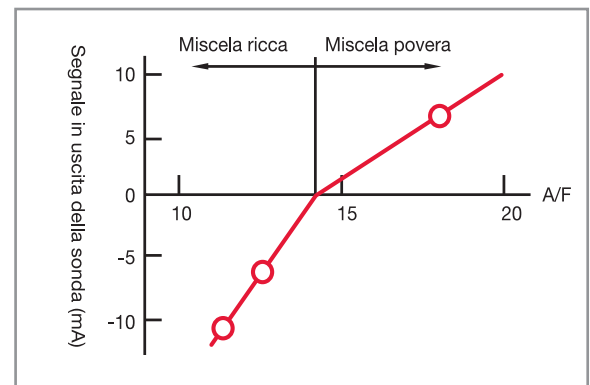


Fig. 7: Segnale in uscita della sonda A/F.

## DENSO: La diferencia

Diseñadas con precisión. Fabricadas conforme a las normas de Fabricante de Primer Equipo más estrictas. Sujetas a pruebas rigurosas de seguridad y rendimiento. Estas son las normas excepcionales en las que se basan las Sondas Lambda de DENSO: un programa extraordinario de configuraciones calefactadas y no calefactadas para el mercado postventa, garantizadas para adaptarse perfectamente a las exigencias de cada vehículo en todo momento.

¿Por qué elegir DENSO? Como uno de los principales proveedores y fabricantes del mundo de elementos y sistemas originales para vehículos, DENSO conoce la tecnología de las sondas Lambda mejor que nadie. Pero esto no sólo es nuestra opinión; los principales fabricantes de vehículos piensan igual. Las Sondas Lambda de DENSO están montadas como equipo original en los vehículos Toyota, Mitsubishi, Honda, Jaguar, Volvo, Mazda, Suzuki, Subaru, Isuzu, Daihatsu, Yamaha, Land Rover, Daimler Chrysler, General Motors, Opel/Vauxhall y muchos más. De hecho, desde que se fabricaron por primera vez en 1977, varios centenares de millones de Sondas Lambda de DENSO han desempeñado su función midiendo la cantidad de oxígeno presente en los gases de escape de los vehículos en todo el mundo, lo cual nos convierte en uno de los líderes mundiales en la fabricación de sondas Lambda.

Esta ingeniería avanzada, calidad de Equipamiento Original y rendimiento superior están ahora disponibles para los clientes del mercado del recambio en nuestro programa DENSO de sondas Lambda. Aplicamos nuestros conocimientos incomparables en todas y cada una de las sondas Lambda que fabricamos.

**Y esta es la razón por la que, cuando necesite una sonda Lambda de repuesto, sólo hay una marca que elegir: DENSO.**

*Cada Sonda Lambda de DENSO es comprobada para asegurar un 100% de calidad comprobando la señal de salida a alta temperatura, hermeticidad, continuidad y resistencia de calefacción.*



## Las tecnologías que usted necesita

### Tipos de sondas

Como cabe esperar, las Sondas Lambda de DENSO están disponibles en una amplia gama de aplicaciones. Pero ofrecen también todas las tecnologías avanzadas que usted necesita para hallar exactamente los repuestos adecuados de calidad de Equipamiento Original para sus clientes:

- > Sondas de zirconio Tipos dedaliforme y planar
- > Sensores Aire / Combustible Tipos dedaliforme y planar
- > Sondas de titanio

*\*Para obtener más detalles acerca de la funcionalidad y comparación entre las sondas de zirconio y los sensores de relación airecombustible, véase la sección Sondas Lambda – Preguntas más frecuentes de este catálogo.*

### Carcasa de la sonda

Las Sondas Lambda de DENSO se encuentran disponibles en dos tipos de carcasa de calidad de Equipamiento Original. Y con las sondas DENSO, la carcasa viene completa. No se necesitan piezas adicionales, como los adaptadores de brida.

- > Carcasa tipo tornillo.
- > Carcasa tipo brida – incluido el empaque de la brida de calidad EO.

### Fijación de la sonda

Sea cual sea la instalación, DENSO ofrece dos opciones de fijación que le ayudarán a realizar la conexión correcta en todo momento:

- > Sonda 'Direct Fit' (Ajuste directo) – con conector original instalado, listo para su montaje.
- > Sonda 'Universal Fit' (Ajuste universal) – sin conector, lo cual le permite utilizar el conector antiguo.

### Inspección y sustitución de las sondas

#### > ¿Con cuánta frecuencia se deben sustituir las sondas Lambda?

DENSO recomienda cambiarlas a los intervalos especificados por el fabricante del vehículo. Pero también se debe comprobar el funcionamiento y la eficacia de las sondas Lambda en cada revisión del vehículo, ya que si el motor es viejo o consume una cantidad excesiva de aceite, será necesario cambiar las sondas a intervalos más cortos que los especificados.

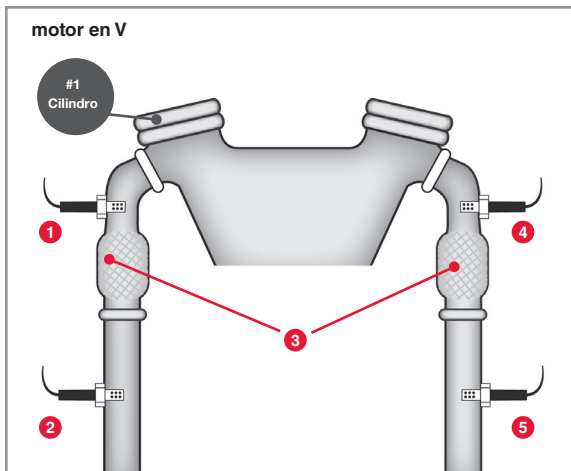
#### > ¿Por qué sustituir las?

El fallo de una sonda Lambda – ya sea debido al desgaste normal, al uso de combustibles con plomo o a la contaminación – puede producir daño en el catalizador y dar lugar a reparaciones costosas. Además, las sondas Lambda defectuosas pueden causar emisiones nocivas más altas, un aumento del consumo de combustible y un rendimiento inferior del motor, incluida una pérdida de aceleración, variación del punto de encendido y mal funcionamiento en ralentí.

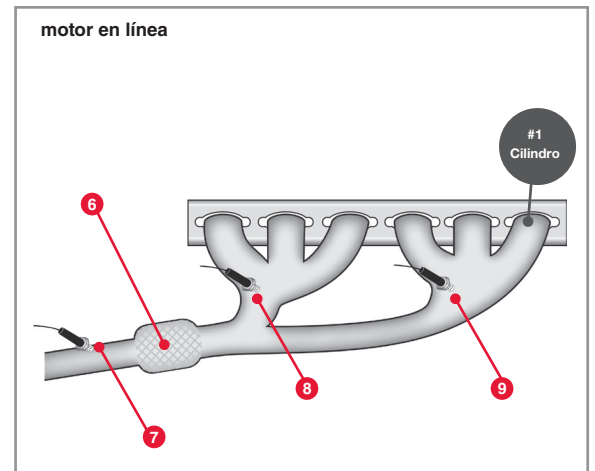


## E

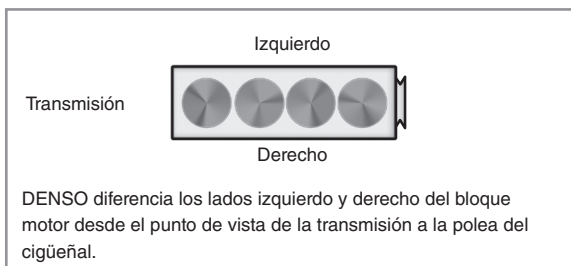
### Ubicación de las sondas Lambda en el sistema de escape



1. Sonda Lambda pre-catalizador
2. Sonda Lambda post-catalizador
3. Catalizador
4. Sonda Lambda pre-catalizador
5. Sonda Lambda post-catalizador



6. Catalizador
7. Sonda Lambda post-catalizador
8. Sonda Lambda pre-catalizador
9. Sonda Lambda pre-catalizador



**Aviso**

Las ilustraciones que aparecen más arriba representan configuraciones típicas de montaje del motor. Existen numerosas variaciones en función de la marca y el modelo. Para elegir la sonda Lambda DENSO correcta, comprobar la lista completa de aplicaciones en este catálogo.

### E

## Sondas Lambda Direct Fit (Ajuste directo)



### Piezas provistas

Sonda Lambda, grasa a base de cobre.



### Herramental necesario

1. Macho de limpiar roscas (tamaño M18x1,5 para la mayoría de las sondas).
2. Llave dinamométrica con cubo adecuado para sondas Lambda (22 para la mayoría de las sondas).



### Pasos para la instalación

1. Si fuese necesario, limpiar la rosca en el tubo de escape con un macho de roscar.
2. Aplique un poco de la grasa 'Copper + Plus' provista sobre la rosca de la sonda.



**NO ENGRASE LA PUNTA DE LA Sonda.**  
Sólo aplique grasa a la rosca de la sonda.



3. Apriete la sonda al par de apriete prescrito, utilizando una llave dinamométrica con un cubo adecuado para sonda Lambda. ¡Tenga cuidado de no dañar los cables!



## Sondas Lambda Universal Fit (Reutilización del conector)



### Piezas provistas

Sonda Lambda, grasa a base de cobre, conectores, empalmes a tope termorretráctiles.



### Herramental necesario

1. Alicates para cortar cables.
2. Herramienta para pelar cables.
3. Alicates de terminales con colorante rojo para terminales aislados.
4. Pistola de aire caliente.
5. Macho de limpiar roscas (tamaño M18x1,5 para la mayoría de las sondas).
6. Llave dinamométrica con el vaso correspondiente al sensor lambda (del 22 en la mayoría de los casos).



### Pasos para la instalación

1. Corte los cables de la sonda nueva según el tamaño correcto. **IMPORTANTE:** La sonda nueva con el conector antiguo debe ser de la misma longitud que la sonda y conector antiguos originales.



2. Corte los cables de la sonda vieja según el tamaño correcto.



3. Pele un trozo de 7 mm de largo de los extremos de los cables.



4. Una los empalmes a tope con unos alicates de terminales con colorante rojo (tamaño 22 - 16).



5. Contraiga el aislamiento de los empalmes a tope con aire caliente hasta que estén sellados.



6. Si fuese necesario, limpie la rosca en el tubo de escape con un macho de roscar.



7. Aplique un poco de la grasa Copper + Plus provista sobre la rosca de la sonda.


**NO ENGRASE LA PUNTA DE LA Sonda.**  
Sólo aplique grasa a la rosca de la sonda.



8. Apriete la sonda conforme al par de apriete prescrito, utilizando una llave dinamométrica con un cubo adecuado para sonda Lambda. ¡Tenga cuidado de no dañar los cables!

## E

### Manejo y uso correctos de las sondas Lambda



#### 1. Conector

**Manténgase limpio y seco:**

- > No utilice grasa o spray de contacto de ningún tipo.
- > La humedad y otras sustancias extrañas pueden afectar a la sonda.

#### 2. Cable

**Evítense el calor:**

- > Mantenga alejado del tubo de escape y de otras partes calientes del vehículo.

**Evítense los esfuerzos:**

- > Mantenga alejado de las piezas móviles.
- > Evite la tensión de los cables.
- > Evite los tramos largos de cables colgantes ya que podrían moverse o incluso quedar atrapados por otras piezas u objetos.

#### 3. Cuerpo de la sonda

**Manténgase limpio:**

- > El extremo posterior de la sonda contiene orificios, a través de los cuales respira para medir el aire exterior. Estos agujeros deben permanecer abiertos para permitir el funcionamiento de la sonda.
- > Mantenga protegido el cuerpo de la sonda contra la suciedad y las salpicaduras repentinas de agua fría.
- > No pulverice la sonda con agua a alta presión.
- > Mantenga libre la sonda de todo tipo de recubrimientos.

#### 4. Rosca del cuerpo de la sonda

**Engrase la rosca:**

- > Engrase la rosca con la grasa suministrada antes de la instalación.

#### 5. Punta de la sonda


**Evítense los impactos repentinos:**

- > Evite los golpes repentinos que puedan dañar el elemento sensible de cerámica interior.

**Evítense la contaminación:**

- > Evite cualquier contaminación posible, manteniendo la punta de la sonda libre de toda sustancia extraña.
- > No pulverice ninguna sustancia sobre la punta de la sonda.
- > No aplique grasa sobre la punta de la sonda.
- > Evite el uso de combustible con plomo.
- > Evite el uso de aditivos para combustible.

## La referencia en tecnología superior de sondas Lambda



El diseño superior de las Sondas Lambda de DENSO maximiza el rendimiento del motor y la eficacia en consumo de combustible, reduciendo al mismo tiempo las emisiones nocivas.

- > **Alma de acero en los cables:** Las sondas DENSO incorporan cables especiales, adaptados para soportar las condiciones difíciles de calor y vibración. Los cables con aislamiento de Teflón tienen un alma compuesta de hilos de acero inoxidable para mayor resistencia, rodeados por cables de cobre recubiertos con níquel para mayor conductividad y baja resistencia.
- > **Filtro PTFE poroso:** Deja que el oxígeno atmosférico entre en la sonda sin permitir que el agua o los contaminantes del motor se filtren en la carcasa.

- > **Carcasa de acero inoxidable:** Resistente a la corrosión y la contaminación con un cuerpo hermético resistente.



- > **Capa de retención doble de óxido de aluminio:** Las Sondas Lambda de DENSO incorporan un recubrimiento protector singular de óxido de aluminio sobre el elemento de cerámica para asegurar unas mediciones correctas y una larga vida útil de la sonda. El recubrimiento ayuda a filtrar la contaminación de los gases de escape, manteniendo la polución nociva alejada del elemento de cerámica y evitando la obturación precoz del elemento sensor y/o el daño al electrodo de platino (es especialmente beneficioso para los automóviles que utilizan combustible de baja calidad). Por lo tanto, la capa de retención de óxido de aluminio juega un papel activo en la optimización de las emisiones, la economía de combustible, el rendimiento del motor y la prevención de daño al motor.



- > **Cubierta de protección doble** (en todas las sondas): Mantiene una temperatura adecuada de la unidad para asegurar tiempos de respuesta más rápidos y protege el elemento de cerámica contra la contaminación por silicio y plomo.

### **Solución al dilema de la calidad de combustible**

*Un combustible de mala calidad o contaminado puede tener un efecto adverso sobre la longevidad y el rendimiento de la sonda Lambda, pero las sondas DENSO ofrecen la solución.*

*¿Qué causa el problema? El combustible puede estar contaminado por aditivos de los aceites de motores, como los detergentes-dispersantes o lubricantes; los aditivos de la gasolina; los compuestos de estanqueidad para piezas de motor; y los depósitos de crudo después de la desulfuración. El combustible contaminado puede emitir un vapor venenoso si se calienta por encima de 700 °C, lo cual afecta a la sonda lambda obturando o contaminando los electrodos. Esta es una causa común del fallo prematuro de las sondas Lambda.*

*El diseño avanzado de las Sondas Lambda de DENSO elimina este riesgo. La capa de retención doble, única en su género, a base de óxido de aluminio que aplicamos alrededor del elemento de cerámica de la sonda, la protege contra el combustible que causa el problema, manteniendo su longevidad y rendimiento eficaz.*

### E

### Cómo reconocer los tipos de sondas Lambda por el color de los cables

Al comprobar el color de los cables de las sondas Lambda de cualquier marca, se puede reconocer fácilmente su tipo. Utilice las tablas siguientes para identificar fácilmente el repuesto DENSO correcto.

SONDAS LAMBDA DE ZIRCONIO					
Tabla de colores de los cables:					
	OE Lambda sensor 1	OE Lambda sensor 2	OE Lambda sensor 3	OE Lambda sensor 4	OE Lambda sensor 5
Calentador +	Negro	Morado	Blanco	Marron	Negro
Calentador -	Negro	Blanco	Blanco	Marron	Negro
Sensor +	Azul	Negro	Negro	Morado	Verde
Sensor -	Blanco	Gris	Gris	Beige	Blanco

	DENSO DOX-010... DOX-011... DOX-012... DOX-013...	DENSO DOX-015...
Calentador +	Negro	Morado
Calentador -	Negro	Blanco
Sensor +	Azul	Negro
Sensor -	Blanco	Gris

Tabla de funciones de los cables:				
	+ calefactor	Masa calefactor	+ sonda	Masa sonda
1 Hilo	-	-	Y	Carcasa sonda
2 Hilo	-	-	Y	Y
3 Hilo	Y	Y	Y	Carcasa sonda
4 Hilo	Y	Y	Y	Y

Por lo general, en las sondas Lambda de titanio de 3 y 4 cables, cada cable es de un color diferente, con la excepción de las sondas de titanio de DENSO que tienen dos cables negros y dos grises.

SONDAS LAMBDA DE TITANIO				
Tabla de colores de los cables:				
	+ calefactor	Masa calefactor	+ sonda	Masa sonda
DENSO	Negro	Negro	Gris	Gris
Marca 1	Rojo	Blanco	Amarillo	Negro

### Guía para localizar averías corrientes de las sondas Lambda, sus causas y soluciones

Para determinar si una sonda Lambda funciona correctamente, es esencial llevar a cabo una inspección visual completa, así como pruebas de rendimiento.

1. Compruebe que el conector y el hilo conductor no están dañados. Cualquier tipo de daño afectará la señal de la sonda.
2. Compruebe si la funda de protección de la sonda presenta señales de daño que podrían indicar una rotura o agrietamiento en el interior. Es importante que el elemento de la sonda esté intacto para que funcione correctamente.
3. Compruebe que el conector está limpio, intacto y hermético; y que no hay restos de grasa, lubricantes o productos químicos sobre él. Estos residuos pueden afectar las delicadas señales de salida de la sonda que son muy sensibles a la contaminación.

#### Normal

##### Aspecto:

- > La sonda está libre de residuos y tiene un color mate.



##### Causa:

- > Combustión limpia a consecuencia de un mantenimiento preventivo correcto del motor.

#### Contaminación por anticongelante

##### Aspecto:

- > Color blanquecino excesivamente granulado, a veces con depósitos verdosos.



##### Causa:

- > Contaminación debido a la presencia de refrigerante en los cilindros.

##### Solución:

- > Compruebe el sistema refrigerante del motor, especialmente la junta de culata, para ver si tiene fugas, y repare si fuese requerido.
- > Sustituya la sonda.

#### Contaminación por aceite

##### Aspecto:

- > Depósitos excesivos color negro o gris oscuro.

##### Causa:

- > Contaminación debida a un consumo excesivo de aceite.



##### Solución:

- > Compruebe si el motor presenta fugas de aceite o desgaste, y repare si fuese requerido.
- > Sustituya la sonda.

#### Contaminación por mezcla rica de combustible

##### Aspecto:

- > Hollín excesivo color negro o marrón oscuro.

##### Causa:

- > Contaminación debida a una mezcla rica de aire/combustible incorrecta. Esto puede deberse a un calefactor de sonda dañado o a un sistema de combustible defectuoso.



##### Solución:

- > Compruebe el sistema de combustible y mida los gases de escape.
- > Compruebe la regulación del calefactor de la sonda Lambda, y el calefactor de la sonda, en el caso de una sonda calentada (3 o más cables).
- > Repare los defectos.
- > Sustituya la sonda.



#### Contaminación por aditivos

##### Aspecto:

- > Depósitos rojos o blancos excesivos.

##### Causa:

- > Contaminación debida al uso de aditivos excesivos o nocivos. Ciertos ingredientes de los aditivos para combustibles pueden contaminar el elemento de la sonda. Cuando se queman en el motor, causan humos que contaminarán y/o bloquearán el elemento de la sonda.

##### Solución:

- > Limpie el motor y/o el sistema de combustible para eliminar los aditivos.
- > Sustituya la sonda.



#### Contaminación por plomo

##### Aspecto:

- > Depósitos brillantes, color gris oscuro.

##### Causa:

- > Contaminación debida al uso de combustible con plomo.
- > El plomo ataca el platino que está presente tanto en el elemento de la sonda como en el catalizador.

##### Solución:

- > Vacíe el combustible con plomo del vehículo y rellene de combustible sin plomo.
- > Sustituya la sonda.



#### IMPORTANTE: Control de seguimiento

En todos los casos, es esencial sustituir una sonda Lambda contaminada. Sin embargo, después de renovar la sonda, es importante también comprobar el funcionamiento del catalizador. La contaminación también puede dañar el catalizador reduciendo su capacidad.



## Preguntas más frecuentes contestadas por el equipo técnico de DENSO

### P1: ¿Qué papel desempeñan las sondas Lambda ?

**R:** Con la finalidad de reducir las emisiones, los coches modernos se han diseñado para regular rigurosamente la cantidad de combustible que queman. La sonda Lambda (o de oxígeno) es un componente crítico en este proceso. Su finalidad es funcionar junto con el sistema de inyección de combustible del vehículo, el catalizador y la unidad de control electrónico (ECU) para obtener la salida más baja posible de emisiones del motor perjudiciales para el medio ambiente. La sonda Lambda desempeña esta función vigilando el porcentaje de oxígeno no quemado presente en los gases de escape del vehículo. Estos datos son enviados a la ECU del vehículo, la cual ajusta la mezcla de aire/combustible (A/F, en sus siglas inglesas). La mezcla correcta de aire/combustible permite al catalizador funcionar eficazmente. Este sistema de medición de los gases de escape elimina la mayor cantidad posible de emisiones nocivas de los gases de escape antes de que salgan del vehículo.

### P2: ¿Dónde están colocadas las sondas Lambda?

**R:** Todos los automóviles nuevos, y la mayoría de los vehículos fabricados desde 1990, llevan instalada una sonda Lambda. Esta sonda está instalada en el tubo de escape del vehículo antes del catalizador, donde mide la cantidad de oxígeno presente en los gases de escape e informa a la ECU, permitiendo a ésta calcular los ajustes necesarios en la mezcla de aire/combustible. La ubicación exacta de la sonda Lambda varía según el vehículo tenga un sistema de escape tipo V o en línea, y en función de la marca y el modelo. Algunas configuraciones típicas de montaje de motor se muestran en la sección UBICACIÓN de este catálogo.

### P3: ¿Cómo funcionan exactamente las sondas Lambda?

**R:** Las sondas Lambda funcionan junto con el sistema de inyección de combustible del vehículo, el catalizador y el sistema de gestión del motor o la unidad de control electrónico (ECU) (Fig 1) para ayudar a obtener la salida más baja posible de emisiones del motor perjudiciales para el medio ambiente:

- > La sonda Lambda vigila el porcentaje de oxígeno no quemado presente en los gases de escape del vehículo
- > Según sea el contenido de oxígeno presente en los gases de escape demasiado alto (mezcla pobre) o demasiado bajo (mezcla rica), la sonda Lambda transmite a la ECU una señal de tensión fluctuante variable según sea la medición.
- > La ECU responde a esta información ajustando la mezcla de aire/combustible que entra en el motor. La finalidad es mantener la relación de aire/combustible muy próxima al punto estequiométrico, que es la relación de aire/combustible ideal calculada que entra en el motor. Teóricamente, a esta relación, todo el combustible se quemará utilizando casi la totalidad del oxígeno en el aire. El oxígeno restante debe ser exactamente la cantidad correcta para que el catalizador funcione eficazmente.

- > A continuación, el catalizador trata las emisiones de escape antes de que salgan del vehículo. La mayoría de los automóviles modernos están equipados de un catalizador de tres vías. Tres vías se refiere a las tres emisiones (nocivas) reguladas que ayuda a reducir: moléculas de monóxido de carbono (CO), hidrocarburos no quemados (HC) y óxidos de nitrógeno (NOx). La cantidad exacta de oxígeno presente en los gases de escape es importante para el catalizador porque afecta su capacidad para eliminar estas emisiones nocivas de los gases de escape. La cantidad correcta de oxígeno permite que tenga lugar una reacción química entre los gases nocivos y el oxígeno, resultando en la salida de gases inocuos del catalizador. Si el catalizador funciona correctamente, todo el oxígeno presente en los gases de escape será consumido por esta reacción química.

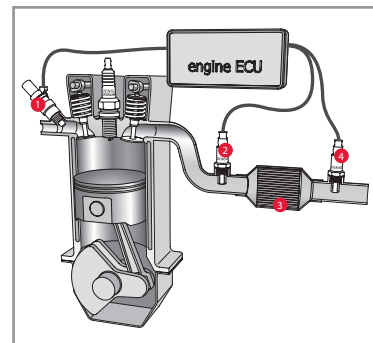


Fig. 1: Motor con sondas y catalizador.

1. Inyector de combustible
2. Sonda Lambda pre-catalizador
3. Catalizador
4. Sonda Lambda post-catalizador

### P4: ¿Cómo se ajusta la mezcla de aire/combustible?

**R:** Cuando la sonda Lambda detecta el nivel de oxígeno contenido en los gases de escape, la ECU recibe la señal de salida de la sonda y decide si la mezcla tiene una relación de aire/combustible apropiada. La cantidad de combustible inyectado se ajusta por medio de un control de compensación del tiempo de inyección. Cuando la mezcla es demasiado rica, la inyección de combustible disminuye. Cuando la mezcla es demasiado pobre, el volumen de inyección de combustible aumenta (Fig 2). El objetivo consiste en obtener la relación de aire/combustible ideal que entra en el motor (el punto estequiométrico).

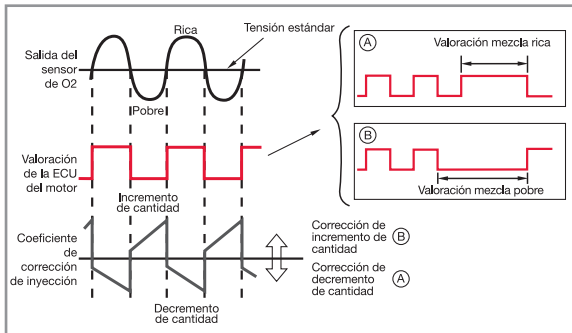


Fig 2: La señal de salida de la sonda Lambda vigila la relación de aire/combustible, indicando a la ECU cómo ajustar la tasa de inyección de combustible.

### P5: ¿Cuál es la relación estequiométrica ideal?

**R:** Para la gasolina, la relación estequiométrica, es aproximadamente 14,7 : 1 (esto equivale a un valor Lambda de 1.00), lo cual significa que por cada litro de combustible, 14,7 litros de aire arderán (Fig 3). La mezcla de combustible dista bastante de la relación ideal mientras se conduce, razón por la cual debe ser monitorizada y ajustada. A veces, la mezcla puede ser pobre (una relación de aire/combustible por encima de 14,7); mientras que otras veces la mezcla puede ser rica.

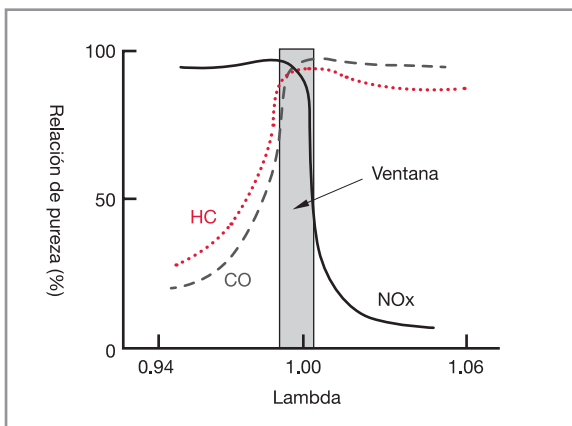


Fig. 3: Eficiencia del catalizador.

### P6: ¿Por qué algunos vehículos incorporan más de una sonda Lambda?

**R:** Muchos vehículos fabricados recientemente incorporan una segunda sonda Lambda montada después del catalizador (sonda Lambda post-catalizador), así como una sonda Lambda instalada antes del mismo (sonda pre-catalizador). La sonda Lambda pre-cat es la sonda de control, que ayuda a la ECU a regular la relación aire/combustible. La sonda Lambda posterior post-cat es la sonda que vigila el funcionamiento del catalizador.

### P7: ¿Cómo analiza la segunda sonda Lambda la eficacia del catalizador?

**R:** La sonda Lambda post-catalizador vigila el funcionamiento del catalizador midiendo el nivel de oxígeno presente en los gases de escape que salen del catalizador. Si la sonda obtiene una lectura de alta tensión (Fig 4), el catalizador funciona eficazmente. La razón es que si el catalizador funciona correctamente, todo el oxígeno presente en los gases de escape se consumirá por la reacción química que se produce dentro entre el oxígeno y las emisiones nocivas. Sin embargo, a medida que se desgasta el catalizador, algunos de los gases nocivos y el oxígeno no se incluirán en la reacción química y saldrán inalterados del catalizador. Por consiguiente, las lecturas de oxígeno mostradas por la sonda post-catalizador reflejarán cada vez más la señal de la sonda precatalizador, hasta que ambas muestren la misma señal (Fig 5). Esto indica un fallo del catalizador.

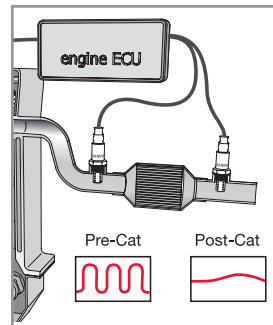


Fig 4: Salida de un catalizador totalmente funcional.

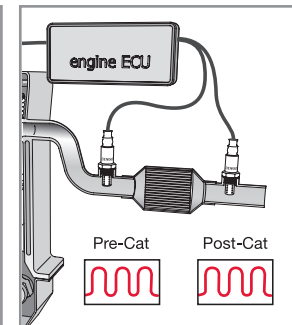


Fig 5: Salida de un catalizador defectuoso.



### P8: ¿Por qué se han desarrollado los sensores A/F (aire/combustible)?

**R:** DENSO fue el primero del mundo en desarrollar la tecnología innovadora de los sensores de aire/combustible, ofreciendo un sensor con una salida lineal que ayuda a los vehículos a cumplir las rigurosas normas sobre emisiones a partir de la normativa EURO 3 en adelante. Este nuevo sistema utiliza el sensor de relación aire/combustible (Sensor A/F), que sustituye a la sonda Lambda convencional.

### E

#### P9: ¿Cuál es la diferencia entre las sondas Lambda de zirconio y los sensores A/F?

R: En general, los sensores A/F son más sensibles y eficaces que las sondas Lambda de zirconio convencionales. Esto se debe al modo en que cada tipo de sensor mide la relación de aire/combustible, y las diferentes señales de salida que producen para indicar el resultado:

##### Relación aire/combustible

- > Una **sonda de zirconio** indica si la relación aire/combustible está por encima o por debajo del valor Lambda de 1.00. La ECU del motor modifica la cantidad de combustible gradualmente hasta que la sonda indica que la mezcla vuelve a ser incorrecta. En este momento, la ECU empieza a corregir otra vez, paso a paso, en el otro sentido. Este método resulta en una corrección relativamente lenta, continuada y constante alrededor del valor Lambda de 1.00, no siendo nunca capaz de mantener el valor Lambda de 1.00 exactamente.
- > Un **sensor A/F** indica el valor exacto de la relación aire/combustible. Esto significa que la ECU del motor sabe cuánto dista la relación de aire/combustible del valor Lambda de 1.00 y, por consiguiente, sabe también cuánto debe corregir la inyección de combustible. Esto permite a la ECU del motor corregir la cantidad de combustible inyectado para obtener, y mantener, un valor Lambda de 1.00 casi inmediatamente.

##### Señal de salida

- > Una **sonda de zirconio** produce una pequeña tensión de entre 0V y 0,8V aproximadamente, conmutando de alto a bajo alrededor de un valor Lambda de 1.00 (Fig 6).
- > Un **sensor A/F** produce una pequeña corriente de entre -10mA y +10mA, donde la salida es un valor estable, proporcional a la relación de aire/combustible (Fig 7).

En general, y especialmente en condiciones cambiantes (aceleraciones o deceleraciones repentinas), los sistemas dotados de una sonda de zirconio tendrán un exceso o una insuficiencia de combustible, resultando en un catalizador menos eficaz.

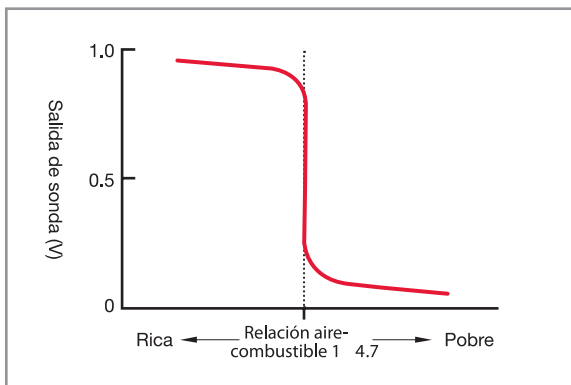


Fig 6: Salida de la sonda de zirconio.

Con un sensor A/F, la ECU del motor notará los cambios fraccionales en la relación de aire/combustible, incluso en condiciones cambiantes. Por lo tanto, la ECU es capaz de realizar ajustes precisos, reduciendo considerablemente cualquier exceso o insuficiencia de combustible. Esto da como resultado una conversión óptima de los gases dentro del catalizador, produciendo un aire más limpio, un consumo más bajo de combustible y una mejor facilidad de conducción.

#### P10: ¿Qué ocurre si la sonda Lambda falla?

R: Si la sonda Lambda falla, la ECU ya no puede detectar la relación de aire/combustible, así que tiene que adivinar la cantidad de combustible que debe inyectar. Esto causará un uso menos eficiente del combustible y, por lo tanto, un consumo más alto. Además, también puede provocar que el catalizador funcione con menos eficacia, emitiendo potencialmente niveles más altos de emisiones nocivas.

#### P11: ¿Con cuánta frecuencia deben renovarse las sondas Lambda?

R: DENSO recomienda cambiarlas a los intervalos especificados por el fabricante del vehículo. Pero también se debe comprobar el funcionamiento y la eficacia de las sondas Lambda en cada revisión del vehículo, ya que si el motor es viejo o consume una cantidad excesiva de aceite, será necesario cambiar las sondas a intervalos más cortos que los especificados.

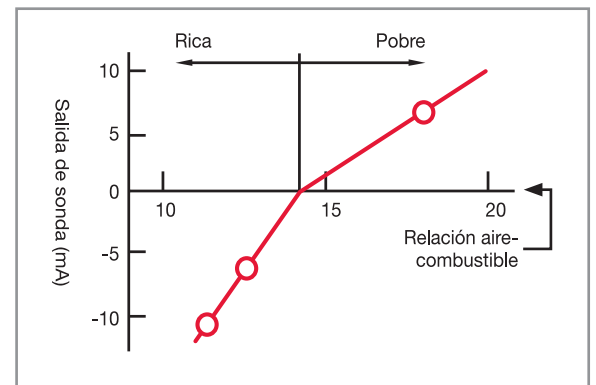


Fig 7: Salida del sensor A/F.

### La différence DENSO

Conçues avec précision. Fabriquées selon les exigences OEM les plus strictes. Soumises à des essais rigoureux de sécurité et de performance. Ce sont là les normes exceptionnelles des sondes Lambda DENSO - un programme hors du commun pour le marché de la rechange de configurations chauffées et non-chauffées parfaitement adaptées à chaque fois à chaque véhicule.

Pourquoi choisir DENSO ? DENSO est l'un des principaux développeurs et fabricants au monde de systèmes et de pièces automobiles d'origine, et à ce titre, comprend la technologie des sondes Lambda mieux que quiconque. Nous ne sommes pas les seuls à le penser - les constructeurs automobiles leaders sont d'accord ! Vous trouverez des sondes Lambda DENSO montées en équipement d'origine sur des Toyota, Mitsubishi, Honda, Jaguar, Volvo, Mazda, Suzuki, Subaru, Isuzu, Daihatsu, Yamaha, Land Rover, Daimler Chrysler, General Motors, Opel/Vauxhall et nombreux autres véhicules. En fait, depuis que nous avons commencé à les produire, en 1977, plusieurs centaines de millions de sondes Lambda DENSO mesurent sans faute l'oxygène dans les émissions de véhicules du globe, faisant de notre société l'un des plus grands fabricants de sondes Lambda au monde.

Cette conception de pointe, cette qualité d'équipement d'origine (OE) et cette performance supérieure sont désormais à la portée des clients du marché de la rechange grâce à notre programme de sondes Lambda DENSO. Notre savoir-faire inégalé entre dans chaque sonde Lambda que nous fabriquons.

**C'est pourquoi, lorsqu'il vous faut une sonde Lambda de rechange, un seul nom s'impose : DENSO.**

*Chaque sonde Lambda DENSO subit un contrôle qualité à 100%, y compris la sortie de signal haute température, l'étanchéité à l'air, la continuité et la résistance chauffante.*

### Les technologies dont vous avez besoin

#### Types de sondes

Les sondes Lambda DENSO sont disponibles bien sûr dans une gamme étendue d'applications et offrent toutes les technologies évoluées dont vous avez besoin pour trouver exactement les pièces de rechange exactes de qualité OEM pour vos clients :

- > Sondes au Zirconium du type tige et planaire
- > Sondes Air/Carburant du type tige et planaire
- > Sondes au Titane

*\*Pour plus de détails concernant la fonctionnalité et la comparaison entre les sondes au Zirconium et Air/Carburant, voir la section Q&R sur les sondes Lambda de ce catalogue.*

#### Tube de protection de la sonde

Les sondes Lambda DENSO existent dans deux choix de tube de protection de qualité OE. Avec les sondes DENSO, le tube de protection est complet et il n'est pas nécessaire d'ajouter de pièces supplémentaires telles que des adaptateurs de brides !

- > Tube de protection du type à vis
- > Tube de protection du type à bride - y compris joint d'étanchéité de qualité OE

#### Montage de la sonde

Quel que soit le besoin de votre installation, les deux options de montage de DENSO vous aideront à faire la bonne connexion à chaque fois :

- > Sonde à 'Montage direct' - dotée d'un connecteur OEM, prête à l'installation
- > Sonde à 'Montage universel' - sans connecteur, vous permettant de réutiliser (et de recycler !) les anciennes pièces

#### Contrôle et remplacement des sondes

- > **À quelle fréquence doit-on remplacer les sondes Lambda?**  
DENSO recommande de les changer aussi souvent que le stipule le constructeur du véhicule. Cependant, le fonctionnement et l'efficacité des sondes Lambda devraient également être contrôlés à chaque révision du véhicule - les sondes devront être remplacées à intervalles plus rapprochés que spécifié sur les vieux moteurs ou les moteurs présentant des signes de consommation excessive d'huile.

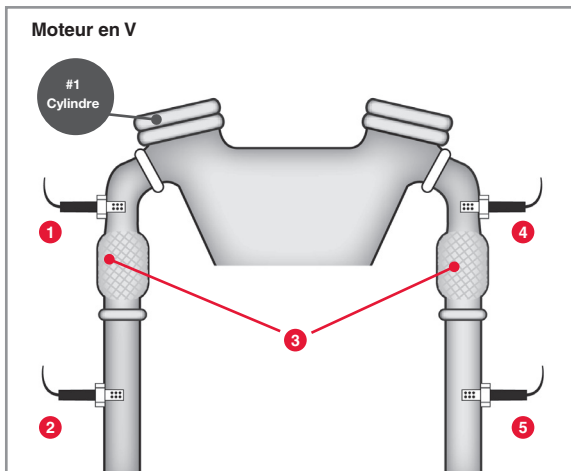
- > **Pourquoi les remplacer ?**

Une défaillance de sonde Lambda - en raison du vieillissement normal, de l'utilisation de carburants au plomb ou de contamination - peut entraîner des dommages au pot catalytique et causer des réparations coûteuses. Des défaillances de sondes Lambda peuvent également générer des émissions plus élevées, une augmentation de la consommation de carburant et une réduction de la performance du moteur, notamment de mauvaises accélérations, des calages et un ralenti instable.

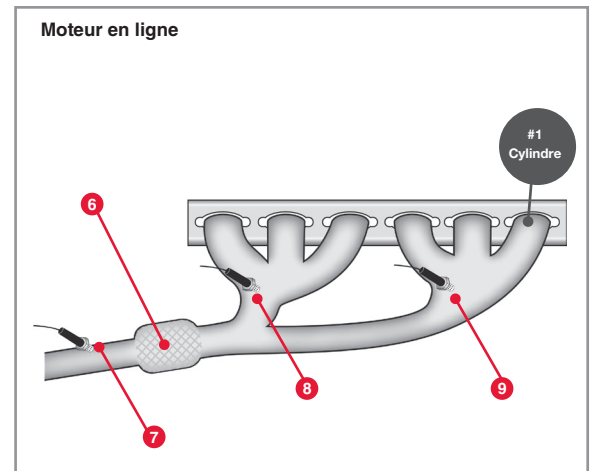


## F

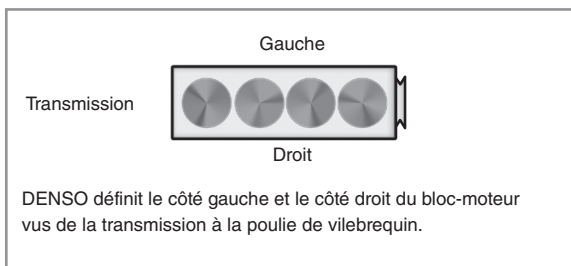
### Identifier l'emplacement des sondes Lambda dans le système d'échappement



1. Sonde Lambda avant catalyseur (en amont)
2. Sonde Lambda après catalyseur (en aval)
5. Catalyseur
4. Sonde Lambda avant catalyseur (en amont)
5. Sonde Lambda après catalyseur (en aval)



6. Catalyseur
7. Sonde Lambda après catalyseur (en aval)
8. Sonde Lambda avant catalyseur (en amont)
9. Sonde Lambda avant catalyseur (en amont)



#### Avertissement

Les illustrations ci-dessus représentent des configurations types de montage sur le moteur. Il existe de nombreuses variations selon la marque et le modèle. Veuillez vous référer à la liste complète d'applications de ce catalogue pour choisir la sonde Lambda DENSO convenant à un emplacement spécifique d'application.

### F

## Sondes Lambda à montage direct



### Pièces fournies

Sonde Lambda, graisse au cuivre.

### Outillage nécessaire



1. Taraud de nettoyage de filetage (taille M18x1,5 pour la plupart des sondes).
2. Clé dynamométrique avec douille adaptée à la sonde Lambda (taille 22 pour la plupart des sondes).



### Étapes de l'installation

1. Au besoin, nettoyer le filetage dans le tuyau d'échappement avec un taraud de nettoyage.
2. Appliquer un peu de graisse 'Cuivre + Plus' fournie sur le filetage de la sonde.

**NE PAS GRAISSER LE NEZ DE LA SONDE. Appliquer de la graisse uniquement sur le filetage de la sonde**



3. Serrer la sonde au couple prescrit, en utilisant une clé dynamométrique munie d'une douille pour sonde Lambda appropriée. Attention de ne pas abîmer les câbles!

## Sondes Lambda à montage universel (réutilisation du connecteur)



### Pièces fournies

Sonde Lambda, graisse au cuivre, connecteurs, raccords bout à bout emmanchés à chaud.



### Outillage nécessaire

1. Pince coupante.
2. Outil à dénuder les fils.
3. Pince à sertir à cliquet avec matrice rouge pour cosses isolées.
4. Pistolet à air chaud.
5. Taraud de nettoyage de filetage (taille M18x1,5 pour la plupart des sondes).
6. Clé dynamométrique avec douille pour sonde Lambda appropriée (taille 22 pour la plupart des sondes).

### Étapes de l'installation


1. Couper les fils de la sonde neuve à la longueur. IMPORTANT : La sonde neuve avec l'ancien connecteur doit avoir la même longueur que l'ancienne sonde et l'ancien connecteur.
2. Couper les fils de l'ancienne sonde à la longueur.
3. Dénuder les extrémités des fils sur une longueur de 7 mm.
4. Sertir les raccords bout à bout avec une pince à sertir à cliquet avec matrice rouge (taille 22 - 16).
5. Contracter l'isolation des raccords bout à bout à l'air chaud jusqu'à ce qu'ils soient scellés.
6. Au besoin, nettoyer le filetage dans le tuyau d'échappement avec un taraud de nettoyage.
7. Appliquer un peu de graisse 'Cuivre + Plus' fournie sur le filetage de la sonde.

**NE PAS GRAISSER LE NEZ DE LA SONDE. Appliquer de la graisse uniquement sur le filetage de la sonde.**

8. Serrer la sonde au couple prescrit, en utilisant une clé dynamométrique munie d'une douille pour sonde Lambda appropriée. Attention de ne pas abîmer les câbles !

## F

### Manipulation et utilisation correctes des sondes Lambda



#### 1. Connecteur

##### À conserver propre et sec:

- > Ne pas utiliser de graisse ni de vaporisateur quelconque pour contacts.
- > L'humidité et autres substances étrangères affecteront facilement la sonde.

#### 2. Câble

##### Éviter la chaleur:

- > Garder à l'écart du tuyau d'échappement ou des autres pièces chaudes du véhicule.

##### Éviter les interférences et les contraintes:

- > Garder à l'écart des pièces en mouvement
- > Éviter la tension des câbles.
- > Éviter le câblage long et lâche : il pourrait commencer à balancer ou même se prendre dans d'autres pièces ou objets.

#### 3. Corps de la sonde

##### À conserver propre:

- > L'arrière de la sonde contient des trous, à travers lesquels elle respire pour échantillonner l'air extérieur. Ces trous doivent rester ouverts pour permettre à la sonde de fonctionner.
- > Garder le corps de la sonde protégé de la saleté et des éclaboussures d'eau froide soudaines.
- > Ne pas pulvériser la sonde avec de l'eau à haute pression.
- > N'appliquer aucun type de revêtement sur la sonde.

#### 4. Filetage du corps de la sonde

##### Grease the thread:

- > Avant l'installation, graisser le filetage avec la graisse au cuivre fournie.

#### 5. Nez de la sonde


##### Éviter les chocs :

- > Éviter tous chocs afin de ne pas endommager l'élément céramique sensible à l'intérieur.

##### Éviter la contamination :

- > Éviter toute contamination possible, en protégeant le nez de la sonde contre les substances étrangères.
- > Ne rien pulvériser sur le nez de la sonde.
- > Ne pas mettre de graisse sur le nez de la sonde.
- > Éviter l'utilisation de carburant au plomb.
- > Éviter l'utilisation d'additifs pour carburant.

## La référence pour une technologie supérieure de sondes Lambda



La conception supérieure des sondes Lambda DENSO maximise le rendement moteur et l'efficacité en carburant tout en réduisant les émissions nocives.

- > **Conducteur en acier dans les câbles:** les sondes DENSO sont dotées de câbles spéciaux, adaptés aux conditions sévères de chaleur et de vibration. Les câbles isolés Téflon possèdent un conducteur composé de fils en acier inoxydable pour une robustesse supplémentaire, entouré de fils de cuivre à revêtement nickel pour une bonne conductivité et une résistance faible.
- > **Filtre PTFE poreux:** permet à l'oxygène contenu dans l'air d'entrer dans la sonde sans laisser l'humidité et les contaminants moteur s'infiltrer dans l'enveloppe.
- > **Tube de protection en acier inoxydable:** résiste à la corrosion et à la contamination grâce à un corps robuste et étanche à l'eau.



- > **Double couche de protection en oxyde d'aluminium:** les sondes Lambda DENSO possèdent un revêtement de protection unique en oxyde d'aluminium sur l'élément céramique. Il garantit la précision des mesures de la sonde et prolonge sa durée de vie. Le revêtement aide à filtrer la contamination hors des gaz d'échappement, maintenant la pollution indésirable à l'écart de l'élément céramique et empêchant un colmatage prématuré de l'élément de la sonde et/ou des dommages à l'électrode de platine (particulièrement important pour les véhicules fonctionnant avec un carburant de qualité médiocre). Par conséquent, cette couche de protection en oxyde d'aluminium contribue activement à assurer des émissions optimales, des économies de carburant, un bon rendement moteur et la prévention des dommages au moteur.



- > **Double enveloppe de protection** (sur toutes les sondes) : maintient une température appropriée de l'unité pour des temps de réponse plus rapides et protège l'élément céramique de la contamination par du plomb ou du silicone.

### **Solution au dilemme de la qualité du carburant**

*Un carburant de qualité médiocre ou pollué peut avoir un effet adverse sur la durée de vie et la performance d'une sonde Lambda - mais les sondes DENSO offrent la solution.*

*Quelle est la cause du problème ? Le carburant peut être contaminé par des additifs pour huile moteur tels que du détergent-dispersant ou du lubrifiant, des additifs pour essence, du matériau d'étanchéité pour les pièces moteur et des dépôts de pétrole brut après désulfuration. Le carburant contaminé peut émettre une vapeur nocive s'il est chauffé à plus de 700°C, ce qui affecte la sonde Lambda en colmatant ou polluant les électrodes. Ce phénomène constitue une cause de défaillance prématurée des sondes Lambda.*

*La conception évoluée des sondes Lambda DENSO élimine ce risque. La double couche de protection contre l'oxyde d'aluminium est une conception unique. Nous l'appliquons autour de l'élément céramique de la sonde dans le but de la protéger des carburants problématiques, préservant sa longévité et l'efficacité de sa performance.*



### F

## Reconnaître les types de sondes Lambda par couleur de câble

Vérifier la couleur des câbles des sondes Lambda de n'importe quelle marque constitue un moyen facile de reconnaître leur type. Utilisez les tableaux ci-dessous pour identifier aisément la bonne sonde de rechange DENSO.

Sur les sondes Lambda au Titane à 3 et 4 câbles, chaque câble est généralement d'une couleur différente. Les sondes au Titane DENSO font exception, avec deux noirs et deux gris.

SONDES LAMBDA AU ZIRCONIUM					
Tableau des couleurs de câbles:					
	OE Lambda capteur 1	OE Lambda sensor 2	OE Lambda sensor 3	OE Lambda sensor 4	OE Lambda sensor 5
Chauffage +	Noir	Violet	Blanc	Marron	Noir
Chauffage -	Noir	Blanc	Blanc	Marron	Noir
Sensor +	Bleu	Noir	Noir	Violet	Vert
Sensor -	Blanc	Gris	Gris	Beige	Blanc

	DENSO DOX-010... DOX-011... DOX-012... DOX-013...	DENSO DOX-015...
Chauffage +	Noir	Violet
Chauffage -	Noir	Blanc
Sensor +	Bleu	Noir
Sensor -	Blanc	Gris

Tableau des fonctions des câbles:				
	Masse + Élément chauffant	Masse Élément chauffant	+ Sonde	Masse Sonde
Fil 1	-	-	Y	Enveloppe sonde
Fil 2	-	-	Y	Y
Fil 3	Y	Y	Y	Enveloppe sonde
Fil 4	Y	Y	Y	Y

SONDES LAMBDA AU TITANIUM				
Tableau des couleurs de câbles:				
	+ Élément chauffant	Masse Élément chauffant	+ Sonde	Masse Sonde
DENSO	Noir	Noir	Gris	Gris
Marque 1	Rouge	Blanc	Jaune	Noir

### Guide des défauts courants de sondes Lambda, leurs causes et de leurs solutions

Pour déterminer si une sonde Lambda fonctionne correctement, il est essentiel d'effectuer un contrôle visuel complet ainsi que des essais de performance.

1. Contrôler le connecteur et le câble principal pour s'assurer qu'aucun dommage ne s'est produit. Tout type de dommages affectera le signal de la sonde.
2. Examiner si le manchon de protection de la sonde présente des signes de dommages qui pourraient indiquer un coup ou une fissure à l'intérieur. Il est important que l'élément de la sonde soit intact pour fonctionner correctement.
3. Vérifier que le connecteur est bien propre, intact et étanche à l'eau et qu'il ne présente aucun signe de graisse, de lubrifiant ni de produit chimique. Ces substances peuvent affecter les signaux de sortie délicats qui sont extrêmement sensibles à la contamination.

#### Normal

##### Aspect:

- > La sonde ne présente aucun résidu et est de couleur terne.

##### Cause:

- > Combustion propre du moteur grâce à une bonne maintenance préventive.



#### Contamination par anti-gel

##### Aspect:

- > Couleur blanche-grise granuleuse excessive, parfois dépôts verdâtres.

##### Cause:

- > Contamination due à la présence de liquide de refroidissement dans les cylindres du moteur.

##### Solution:

- > Rechercher la présence de fuites du système de liquide de refroidissement du moteur, en particulier au niveau du joint de culasse et faire la réparation nécessaire.
- > Remplacer la sonde.



#### Contamination par carburant riche

##### Aspect:

- > Excès de dépôts gris foncés / noirs.

##### Cause:

- > Contamination due à une consommation d'huile excessive.

##### Solution:

- > Rechercher la présence de fuites d'huile ou d'usure du moteur et faire la réparation nécessaire.
- > Remplacer la sonde.



#### Contamination par carburant riche

##### Aspect:


- > Excès de suie marron foncé ou noire.

##### Cause:

- > Contamination due à un mélange riche. Ceci peut être causé par un élément chauffant de sonde endommagé ou un système de carburant défectueux.

##### Solution:

- > Contrôler le système de carburant et mesurer les gaz d'échappement
- > Contrôler la commande de l'élément chauffant de la sonde Lambda et l'élément chauffant dans le cas d'une sonde chauffée (3 câbles ou plus).



- > Réparer le défaut.
- > Remplacer la sonde.

#### Contamination par additifs

##### Aspect:

- > Excès de dépôts rouges ou blancs.

##### Cause:

- > Contamination due à l'utilisation d'additifs excessifs ou nocifs. Certains ingrédients des additifs pour carburant peuvent contaminer l'élément de la sonde. Lorsqu'ils sont brûlés dans le moteur, ils peuvent générer des fumées qui vont contaminer et/ou colmater l'élément de la sonde.

##### Solution:

- > Nettoyer le moteur et/ou le système de carburant afin d'éliminer les additifs.
- > Remplacer la sonde.



#### Contamination par le plomb

##### Aspect:

- > Dépôts brillants, gris foncés.

##### Cause:

- > Contamination due à l'utilisation d'un carburant au plomb.
- > Le plomb attaque le platine qui se trouve à la fois sur l'élément chauffant et dans le catalyseur.

##### Solution:

- > Éliminer le carburant au plomb du véhicule et refaire le plein avec du carburant sans plomb.
- > Remplacer la sonde.



#### IMPORTANT : Contrôle de suivi

*Dans tous les cas, une sonde Lambda contaminée doit être remplacée. Toutefois, après avoir remplacé la sonde, il importe également de vérifier le fonctionnement du pot catalytique. La contamination peut aussi l'endommager en réduisant sa capacité.*

## Réponses de l'équipe technique DENSO aux questions posées fréquemment

### Q1 : Quel rôle jouent les sondes Lambda?

**R :** Afin de réduire les émissions, les voitures modernes ont été conçues pour contrôler de près la quantité de carburant qu'elles brûlent. La sonde Lambda (ou à oxygène) constitue un composant critique de ce processus. Son but est de fonctionner avec le système d'injection de carburant du véhicule, le pot catalytique et l'unité de contrôle électronique (ECU) pour produire la quantité la plus faible possible d'émissions de gaz nocifs pour l'environnement. La sonde Lambda y parvient en contrôlant le pourcentage d'oxygène imbrûlé dans les gaz d'échappement. Ces données sont envoyées à l'ECU de la voiture qui ajuste le mélange air/carburant. Le mélange air/carburant exact permet au pot catalytique de fonctionner efficacement. Ce système de nettoyage des gaz d'échappement élimine le plus possible d'émissions nocives de l'échappement avant sa sortie du véhicule.

### Q2 : Où se trouvent les sondes Lambda?

**R :** Toutes les voitures neuves, et la plupart des voitures fabriquées depuis 1980, sont équipées d'une sonde Lambda. Elle se trouve dans le tuyau d'échappement du véhicule avant le pot catalytique, où elle mesure l'oxygène présent dans les gaz d'échappement et informe l'ECU, permettant à celle-ci de calculer les ajustements nécessaires au mélange air/carburant. L'emplacement exact de la sonde Lambda varie selon le type d'échappement du véhicule : en V ou en ligne, et la marque et le modèle. Certaines configurations types de montage sur le moteur figurent dans la section LOCALISATION de ce catalogue.

### Q3 : Comment les sondes Lambda fonctionnent-elles exactement?

**R :** Les sondes Lambda fonctionnent avec le système d'injection de carburant du véhicule, le pot catalytique et le système de gestion du moteur ou l'unité de contrôle électronique (ECU) (Fig 1) pour produire la quantité la plus faible possible d'émissions de gaz nocifs pour l'environnement:

- > La sonde Lambda contrôle le pourcentage d'oxygène imbrûlé dans les gaz d'échappement de la voiture.
- > Selon la teneur en oxygène du gaz d'échappement, trop élevée (mélange pauvre) ou trop basse (mélange riche), la sonde Lambda transmet un signal de tension fluctuante, à changement rapide, à l'ECU.
- > L'ECU réagit à cette information en ajustant le mélange air/carburant entrant dans le moteur. Le but est de maintenir le rapport air/carburant très proche du point stoechiométrique, qui est le rapport calculé idéal air/carburant entrant dans le moteur. En théorie, à ce rapport, tout le carburant sera brûlé en utilisant presque tout l'oxygène dans l'air. La quantité d'oxygène restante doit correspondre à la quantité exacte nécessaire au bon fonctionnement efficace du pot catalytique.

- > Le pot catalytique traite ensuite les émissions d'échappement avant qu'elles ne sortent de la voiture. La plupart des voitures modernes sont équipées d'un pot catalytique trois voies. Trois voies fait référence aux trois émissions régulées (nocives) qu'il aide à réduire : molécules de monoxyde de carbone (CO), hydrocarbures imbrûlés (HC) et oxyde d'azote (NOx). La quantité exacte d'oxygène dans les gaz d'échappement est importante pour le pot catalytique car elle affecte sa capacité à éliminer ces émissions nocives. La quantité correcte d'oxygène permet à une réaction chimique de se produire entre les gaz nocifs et l'oxygène. Il en résulte l'émission de gaz non dangereux à la sortie du pot catalytique. Si celui-ci fonctionne correctement, tout l'oxygène dans les gaz d'échappement est consommé par cette réaction chimique.

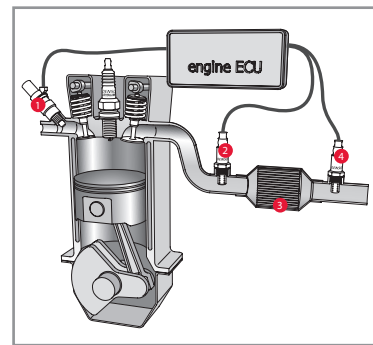


Fig1 : Moteur avec sondes et pot catalytique.

1. Injecteur de carburant
2. Sonde Lambda avant catalyseur
3. Pot catalytique
4. Sonde Lambda après catalyseur

### Q4 : Comment le mélange air/carburant est-il ajusté?

**R :** Lorsque la sonde Lambda détecte le niveau d'oxygène présent dans le gaz d'échappement, l'ECU reçoit le signal de sortie de la sonde et décide si le mélange est d'un rapport air/carburant approprié. La quantité de carburant injectée est ajustée au moyen du contrôle de compensation de réaction du temps d'injection . Si le mélange s'avère trop riche, l'injection est diminuée. Si le mélange s'avère trop pauvre, le volume d'injection est augmenté (Fig 2). L'objectif est d'atteindre l'entrée d'un rapport air/carburant idéal dans le moteur (le point stoechiométrique).

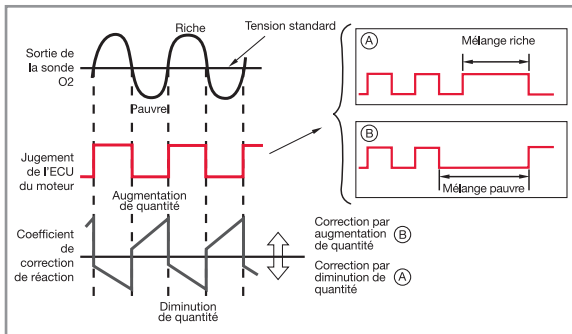


Fig 2 : Le signal de sortie de la sonde Lambda contrôle le rapport air/carburant, indiquant à l'ECU comment ajuster le taux d'injection.

### Q5 : Quel est le rapport stoechiométrique idéal?

**R :** Pour l'essence, le rapport stoechiométrique ou d'épuration est d'environ 14,7 : 1 (égal à Lambda 1), ce qui signifie que pour chaque unité de carburant, 14,7 unités d'air seront brûlées (Fig 3). Le mélange de carburant dérive sensiblement du rapport idéal lors de la conduite, c'est pourquoi il doit être contrôlé et ajusté. Parfois le mélange peut être pauvre (rapport air/carburant supérieur à 14,7) parfois il peut être riche .

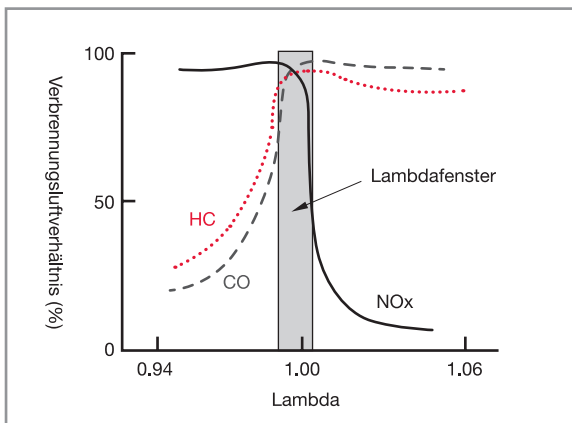


Fig. 3: Rapport d'épuration du pot catalytique.

### Q6 : Pourquoi certains véhicules sont-ils équipés de plus d'une sonde Lambda?

**R :** De nombreux véhicules construits récemment sont dotés d'une seconde sonde Lambda montée après le pot catalytique, ainsi que d'une sonde Lambda placée avant le pot catalytique. La sonde Lambda avant le pot catalytique est la sonde de contrôle, qui aide l'ECU du moteur à contrôler le rapport air/carburant. La sonde Lambda arrière, montée après le pot catalytique, est la sonde de surveillance, chargée de surveiller le pot catalytique.

### Q7 : Comment la seconde sonde Lambda analyse-t-elle l'efficacité du pot catalytique?

**R :** La sonde Lambda montée après le pot catalytique surveille le fonctionnement du pot catalytique en mesurant le niveau d'oxygène dans les gaz d'échappement qui sortent du pot catalytique. Si la sonde indique une tension élevée (Fig 4), le pot catalytique fonctionne efficacement. La raison en est que si le pot fonctionne correctement, tout l'oxygène dans les gaz d'échappement sera consommé par la réaction chimique qui se produit à l'intérieur entre l'oxygène et les émissions nocives. Toutefois, à mesure que le pot catalytique s'use, certains des gaz nocifs et une partie de l'oxygène ne seront pas inclus dans la réaction chimique et sortiront inchangés du pot catalytique. Les lectures d'oxygène indiquées par la sonde placée après le pot catalytique reflèteront de plus en plus le signal de la sonde placée avant le pot catalytique, jusqu'à ce que les deux sondes génèrent le même signal (Fig 5), indiquant la défaillance du pot catalytique.

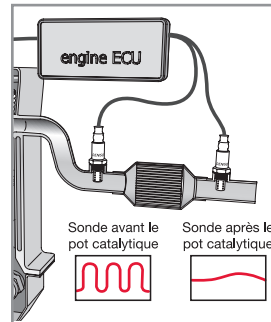


Fig 4 : Sortie d'un pot catalytique totalement performant.

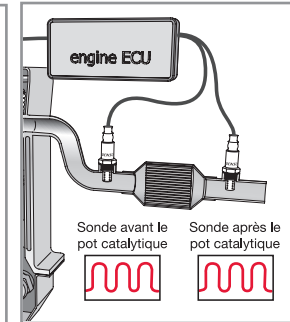


Fig 5 : Sortie d'un pot catalytique défaillant.



### Q8 : Pourquoi les sondes air/carburant ont-elles été développées?

**R :** La technologie des sondes air/carburant a constitué une innovation en première mondiale à être développée par DENSO, offrant une sonde à sortie linéaire qui aide les véhicules à respecter les réglementations de plus en plus rigoureuses sur les émissions, à savoir EURO 3 et plus. Ce nouveau système utilise la sonde de rapport air/carburant qui remplace la sonde Lambda classique.

### Q9 : Quelle est la différence entre les sondes Lambda au Zirconium et les sondes air/carburant ?

**R :** De manière générale, les sondes air/carburant sont plus sensibles et plus efficaces que les sondes Lambda au Zirconium classiques. Ceci s'explique par la façon dont chaque type de sonde air/carburant mesure le rapport air/carburant et les différents signaux de sortie qu'elles produisent pour indiquer le résultat :

#### Rapport air/carburant

- > Une **Sonde au Zirconium** indique si le rapport air/carburant est supérieur ou inférieur à Lambda 1. L'ECU du moteur modifie la quantité de carburant au fur et à mesure jusqu'à ce que la sonde indique que le mélange est à nouveau incorrect. À ce moment-là, l'ECU commence à corriger à nouveau, au fur et à mesure, dans l'autre sens. Cette méthode conduit à une correction continue relativement lente et constante autour de Lambda 1, sans jamais réussir à maintenir exactement Lambda 1.
- > Une **Sonde air/carburant** indique la valeur exacte du rapport air/carburant. Cela signifie que l'ECU du moteur connaît l'écart du rapport air/carburant comparé à Lambda 1, et par conséquent connaît aussi le degré de correction nécessaire à l'injection de carburant. Cette fonction permet à l'ECU du moteur de corriger la quantité de carburant injectée pour atteindre, et maintenir le rapport Lambda 1 presque immédiatement.

#### Signal de sortie

- > Une **Sonde au Zirconium** envoie une faible tension comprise entre 0 V et environ 0,8 V, commutant de basse à haute à environ Lambda 1 (Fig 6).
- > Une **Sonde air/carburant** envoie un faible courant compris entre -10 mA et +10 mA, où la sortie est une valeur stable, proportionnelle au rapport air/carburant (Fig 7).

De manière générale, spécialement dans des conditions changeantes (accélération ou décélération soudaines), les systèmes équipés d'une sonde au Zirconium subissent un manque ou un dépassement de carburant, avec pour résultat un pot catalytique moins efficace.

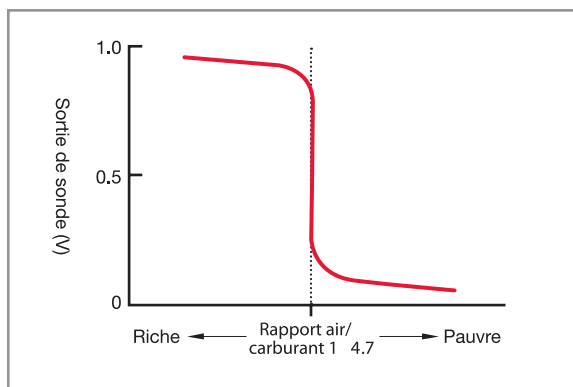


Fig. 6: Zirconia Sensor Output.

Avec une sonde air/carburant, l'ECU du moteur remarque les changements fractionnés dans le rapport air/carburant même dans des conditions changeantes. L'ECU est par conséquent capable d'effectuer des ajustements précis, réduisant ainsi de manière considérable l'insuffisance ou l'excès de carburant. Cette fonction a pour résultat une conversion optimale du gaz à l'intérieur du pot catalytique, produisant un air plus propre, une réduction de la consommation de carburant et un meilleur confort de conduite.

### Q10 : Que se passe-t-il en cas de défaillance de sonde Lambda ?

**R :** Si une défaillance de sonde Lambda se produit, l'ECU ne peut plus détecter le rapport air/carburant et doit donc deviner la quantité de carburant à injecter. Ceci provoque une utilisation moins efficace du carburant et, par conséquent, une consommation supérieure et peut également entraîner un fonctionnement moins efficace du pot catalytique qui risque d'émettre des niveaux plus élevés d'émissions nocives.

### Q11 : À quelle fréquence devrait-on remplacer les sondes Lambda ?

**R :** DENSO recommande de remplacer les sondes Lambda aussi souvent que spécifié par le constructeur du véhicule. Cependant leur fonctionnement et leur efficacité devraient toujours être contrôlés à chaque révision du véhicule - elles doivent être changées à intervalles plus courts que ceux spécifiés sur les vieux moteurs ou les moteurs présentant des signes de consommation excessive d'huile.

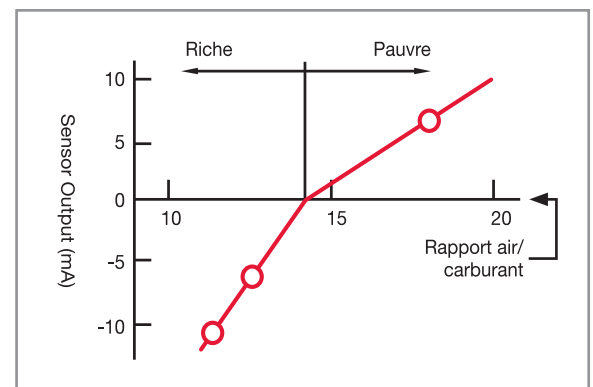


Fig. 7: A/F Sensor Output.

### Skillnaden med DENSO

Konstruerade med precision. Tillverkade i absolut originalkomponentkvalitet. Säkerhet och prestanda utprovade i noggranna tester. Det här är de stränga krav som ligger till grund för DENSO:s lambdasonder - ett överlägset eftermarknadssortiment med uppvärmda och oppvärmade enheter som garanterat alltid passar alla fordon.

Varför välja DENSO? Som en av världens främsta utvecklare och tillverkare av originalkomponenter och system till fordon är DENSO bättre än någon annan på lambdasondteknik. Det är inte bara som vi tycker – ledande fordonstillverkare håller med! Du hittar DENSO:s lambdasonder originalmonterade i Toyota, Mitsubishi, Honda, Jaguar, Volvo, Mazda, Suzuki, Subaru, Isuzu, Daihatsu, Yamaha, Land Rover, Daimler Chrysler, General Motors, Opel/Vauxhall och många andra fordon. Faktum är att flera hundra miljoner originalmonterade DENSO lambdasonder har mätt syret i fordonsavgaser runt hela världen sedan företaget började tillverka dem 1977, vilket gör DENSO till en av världens ledande tillverkare av lambdasonder. Nu finns denna avancerade komponent, med överlägsna prestanda och i originalkvalitet, tillgänglig på eftermarknaden i DENSO:s lambdasondsortiment. Vi bygger in vårt överlägsna kunnande i varje lambdasond som vi tillverkar.

**Det är därför som det bara finns ett namn att välja när du behöver byta ut en lambdasond: DENSO.**

Alla DENSO:s lambdasonder kontrolleras så att kvaliteten är 100 % avseende överhettningssignal, luftäthet, förbindelse i elkretsar och värmemotstånd.

### Tekniken du behöver

#### Sondtyper

Precis som du kan förvänta dig finns DENSO:s lambdasonder till många olika fordonsmodeller. Men de innehåller också all avancerad teknik som krävs, så att dina kunder kan få precis rätt reservdel i originalkvalitet:

- > Zirkoniumsonder Både fingerborgsformade och plana
- > Luft-bränslesonder Både fingerborgsformade och plana
- > Titansonder

*\*Mera information om funktionen och en jämförelse mellan zirkonium- och luft-bränslesonder finns i avsnittet med frågor och svar om lambdasonder i katalogen.*

#### Sensorhöljen

Höljen till DENSO:s lambdasonder finns i två utföranden, båda i originalkvalitet. Och till DENSO:s sonder är höljet komplett. Det behövs inga kompletterande delar som t.ex. flänsadaprar!

- > Skruvhölje
- > Hölje med fläns - inklusive flänspackning i originalkvalitet

#### Montering

Oavsett hur hur sonden ska monteras blir det rätt varje gång med DENSO:s två monteringsalternativ:

- > Direktmontering – med originalkontakt och klar för montering
- > Universell – utan kontakt så att du kan återanvända (och återvinna!) den gamla komponentens kontakt

#### Inspektion och utbyte

##### > Hur ofta bör lambdasonden bytas ut?

DENSO rekommenderar utbyte så ofta som fordonstillverkaren anger. Men lambdasonder bör också kontrolleras med avseende på funktion och effektivitet vid varje service – på gamla motorer och motorer som visar tecken på onormalt hög oljeförbrukning behöver lambdasonden bytas oftare.

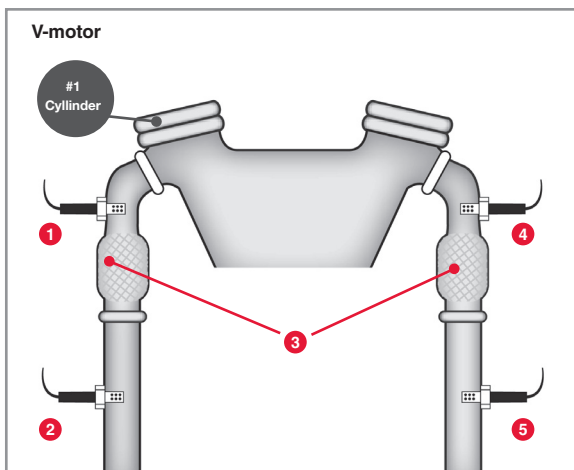
##### > Varför byta?

Fel på lambdasonden – orsakade av normalt åldrande, körning på blybränsle eller föroreningar – kan leda till skador på katalysatorn och dyrbara reparationer. Trasiga lambdasonder kan också ge högre utsläpp, högre bränsleförbrukning och sämre motorprestanda, som sämre acceleration, stopp och ojämn tomgång.

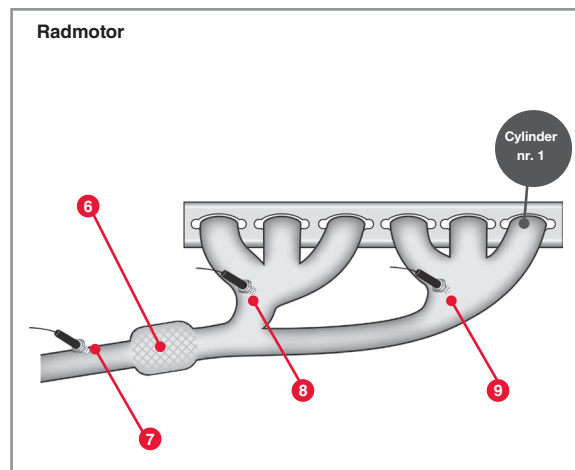


SE

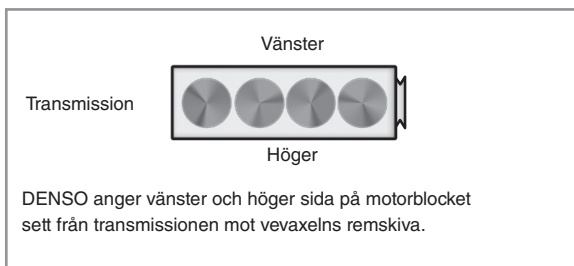
## Placering av lambdasonder i avgassystemet



1. Lambdasond före katalysatorn
2. Lambdasond efter katalysatorn
3. Katalysator
4. Lambdasond före katalysatorn
5. Lambdasond efter katalysatorn



6. Katalysator
7. Lambdasond efter katalysatorn
8. Lambdasond före katalysatorn
9. Lambdasond före katalysatorn



### Varning

Bilderna ovan är typexempel på montering. Det finns många variationer beroende på tillverkare och modell. Studera den fullständiga listan med fordonsmodeller och välj utifrån denna rätt DENSO lambdasond för en given modell och placering.

SE

### Direktmontering



#### Ingående komponenter

Lambdasond, kopparfett.



#### Verktyg som krävs

1. Gängrensare  
(size M18x1,5 för de flesta sonder).
2. Momentnyckel med passande hylsa.  
(storlek 22 för de flesta sonder).



#### Monteringssteg

1. Rensa vid behov gängorna i avgasröret med gängrensaren



2. Stryk på medföljande Copper + Plus på sondgängen.

**FETTA INTE IN SONDSPETSEN.**  
Stryk bara på fett på sondgängen.



3. Dra åt sonden till föreskrivet åtdragningsmoment med en momentnyckel och passande hylsa.  
Se till att inte ledningarna skadas!



### Universalutförande (återanvändning av kontakten)



#### Ingående komponenter

Lambdasond, kopparfett, kontakter, skarvkontakter med krympisolering.



#### Verktyg

1. Avbitartång.
2. Avskalningsverktyg.
3. Krimpverktyg med röd insats för isolerade kabelskarvar.
4. Varmluftpistol.
5. Gängrensare (storlek 22 för de flesta sonder).
6. Momentnyckel med passande hylsa (storlek 22 för de flesta sonder).



#### Monteringssteg

1. Kapa ledningarna på den nya sonden till rätt längd. VIKTIGT: Den nya sonden med gamla kontakten monterad måste ha samma längd som den gamla sonden hade med kontakt.



2. Kapa ledningarna på den gamla sonden till rätt längd.



3. Skala av 7 mm av isoleringen på ledningarna.



4. Kläm på skarvkontakterna med krimpstången med röd insats (storlek 22-16).

5. Krymp isoleringen på skarvarna med varmluft tills de tätar.



6. Rensa vid behov gängorna i avgasröret med gängrensaren.



7. Stryk på lite av medföljande Copper + Plus på sondgängen.

**FETTA INTE IN SONDSPETSEN.**  
Stryk bara på fett på sondgängen.




8. Dra åt sonden till föreskrivet åtdragningsmoment med en momentnyckel och passande hylsa.  
Se till att inte ledningarna skadas!





SE

## Rätt sätt att hantera och använda lambdasonder



### 1. Kontakt

#### Håll den ren och torr:

- > Använd inte fett eller kontaktsprej av någon typ.
- > Fett och andra främmande material påverkar lätt sonden

### 2. Kablage

#### Undvik värme:

- > Dra ledningarna på avstånd från avgasröret och andra heta delar på fordonet.

#### Undvik påkänningar:

- > Dra kablaget på avstånd från rörliga delar.
- > Undvik dragspänningar i kablaget.
- > Låt inte ledningarna hänga fritt: de kan röra sig och fastna i andra komponenter och föremål.

### 3. Sondhölje

#### Håll sonden ren:

- > Bakänden på sonden är försedd med hål som den andas genom och tar prover av uteluften. Hålen måste hållas öppna för att sonden ska fungera.
- > Skydda sonden mot smuts och plötsliga stänk av kallt vatten.
- > Spruta inte sonden med högtryckstvätt.
- > Håll sonden ren från beläggningar.

### 4. Sondgänga

#### Fetta in gängan:

- > Fetta in gängan med medföljande kopparfett innan den monteras.

### 5. Sondspets


#### Undvik slag och stötar:

- > Undvik slag och stötar som kan skada det känsliga keramikelementet inuti sonden.

#### Undvik föroreningar:

- > Undvik alla eventuella föroreningar genom att hålla sondspetsen fri från främmande material.
- > Spreja inte sondspetsen med någonting.
- > Fetta inte in sondspetsen.
- > Undvik att köra på blyat bränsle.
- > Använd inte bränsletillsatser.

## Så här ser överlägsen lambdasondteknik ut



DENSO:s högt utvecklade lambdasonder maximerar motorprestanda och bränsleeffektivitet samtidigt som skadliga utsläpp minimeras

> **Ledare med stål kärna:** DENSO:s sonder är försedda med specialledare, anpassade för tuffa förhållanden med värme och vibrationer. De tefloniserade ledarna har en stål kärna som ger extra styrka, vilken omges av förnicklade koppartrådar som ger bra ledningsförmåga och lågt motstånd.

> **Poröst PTFE-filter:** Släpper in luftens syre i sonden men förhindrar att vatten och föroreningar från motorn läcker in i höljet.

> **Hölje av rostfritt stål:** Ett robust och vattentätt hölje som inte korroderar och som tål föroreningar.



> **Dubbelt skyddslager av aluminiumoxid:** DENSO:s lambdasonder har ett unikt skyddslager av aluminiumoxid på keramikelementet så att sonden ger korrekta mätvärden och får lång livslängd. Beläggningen filtrerar bort föroreningar ur avgaserna, håller keramikelementet rent från oönskade föroreningar, förhindrar att sondelementet sätts igen och/eller att platinaelektroden skadas (särskilt viktigt för bilar som körs på bränsle av låg kvalitet). Aluminiumoxidskyddet spelar därför en aktiv roll för att ge optimala värden för utsläpp, bränsleekonomi, och prestanda, tillsammans med ett optimalt skydd mot motorskador.



> **Dubbel skyddsskåpa (på alla sonder):** Upprätthåller rätt temperatur i enheten, vilket ger kortare svarstider och skyddar keramikelementet mot kisel- och blykontaminering.

### Lösningen på problemet med bränslekvaliteten

*Bränsle med låg kvalitet och förorenat bränsle kan påverka lambdasondens livslängd och prestanda negativt - DENSO:s sonder är lösningen.*

*Vad orsakar problemet? Bränsle kan förorenas av motoroljetillsatser som rengöringsmedel eller smörjtillsatser; bensintillsatser; tättningsmedel på motorkomponenter, och råoljeutfallningar efter avsvavling. Förorenat bränsle kan avge giftiga ångor om det upphettas till över 700 °C, vilket påverkar lambdasonden genom att elektroden sätts igen eller kontamineras. Detta är en vanlig orsak till fel på de tidiga lambdasonderna.*

*DENSO:s sonder är så avancerat konstruerade att denna fara undanröjts. Det unika dubbla skyddsskiktet av aluminiumoxid som omger sondens keramiska element skyddar mot dåligt bränsle, förlänger livslängden och ger bättre prestanda.*

SE

## Identifiera lambdasonder med hjälp av ledningsfärgen

Det är enkelt att få reda på typen av sond med hjälp av färgen på lambdasondens ledningar, oavsett tillverkare. I tabellen nedan anges rätt DENSO-reservdel.

<b>ZIRKONIUM-SONDER</b>					
Ledningsfärger:					
	OE Lambda sensor 1	OE Lambda sensor 2	OE Lambda sensor 3	OE Lambda sensor 4	OE Lambda sensor 5
Värmare +	Svart	Lila	Vit	Brun	Svart
Värmare -	Svart	Vit	Vit	Brun	Svart
Sensor +	Bla	Svart	Svart	Lila	grön
Sensor -	Vit	Gra	Gra	Beige	Vit

<b>DENSO</b> DOX-010... DOX-011... DOX-012... DOX-013...		<b>DENSO</b> DOX-015...	
Värmare +	Svart	Lila	
Värmare -	Svart	Vit	
Sensor +	Bla	Svart	
Sensor -	Vit	Gra	

Ledningsfunktion:				
	Sondvär-			
	Värmare +	mare	Sond +	Sond Jord
1 ledare	-	-	J	Sondhölje
2 ledare	-	-	J	J
3 ledare	J	J	J	Sondhölje
4 ledare	J	J	J	J

I titansonder med tre eller fyra ledare har alla ledarna vanligen olika färger. Ett undantag är DENSO:s titansonder som har två svarta och två grå ledare.

<b>TITANSONDER</b>				
Ledningsfärger:				
	Sondvär-			
	Värmare +	mare	Sond +	Sond Jord
DENSO	Svart	Svart	Grå	Grå
Tillverkare 1	Röd	Vit	Gul	Svart

## Vanliga fel på lambdasonder, orsaker och lösningar

För att få reda på om lambdasonden fungerar korrekt måste man både inspektera visuellt och göra funktionsprov.

1. Kontrollera att kontakten och ledarna inte är skadade. Skador här påverkar signalen från sonden.
2. Kontrollera om skyddshöljet på sonden är skadat vilket kan tyda på att det finns skador inuti. Det är viktigt att sondelementet är helt för att sonden ska fungera korrekt.
3. Kontrollera att kontakten är ren, hel och vattentät, och att det inte finns spår av fett, smörjmedel eller kemikalier på den. Sådant kan påverka sondens utsignal som är mycket känslig för föroreningar.

### Normal

#### Appearance:

- > Inga avlagringar på sonden, som är matt i färgen.

#### Orsak:

- > Ren förbränning som resultat av rätt skött förebyggande motorservice.



### Föroreningar från kylvätska

#### Utseende:

- > Tjocka, korniga, gråvita och ibland grönaktiga avlagringar.

#### Orsak:

- > Förorening på grund av att kylvätska kommit in i motorns cylindrar.

#### Lösning:

- > Kontrollera om det finns läckor i motorns kylsystem, särskilt runt topplockspackningen, och reparera vid behov.
- > Byt ut sonden.



### Oljeförorening

#### Utseende:

- > Tjocka, mörkgrå / svarta avlagringar.

#### Orsak:

- > Förorening på grund av hög oljeförbrukning.

#### Lösning:

- > Kontrollera om motorn läcker olja och reparera vid behov.
- > Byt ut sonden



### Rik bränsleblandning

#### Utseende:

- > Tjockt med mörkbrunt eller svart sot.

#### Orsak:

- > Förorening på grund av felaktig, för rik luft/bränsleblandning. Detta kan orsakas av att sondvärmaren är skadad eller på fel i bränslesystemet.

#### Lösning:

- > Kontrollera bränslesystemet och mät avgaserna.
- > Kontrollera sondvärmarstyrningen och värmaren om sonden har sådan (tre eller fler ledare).
- > Reparera felet.
- > Byt ut sonden.



### Tillsatsföroreningar

#### Utseende:

- > Tjocka röda eller vita avlagringar.

#### Orsak:

- > Förorening på grund av att för mycket eller skadliga tillsatser använts. Vissa ingredienser i bränsletillsatser kan förorena sondelementet. När de förbränns i motorn kan de avge gaser som förorenar och/eller sätter igen sondelementet.

#### Lösning:

- > Rengör motorn och/eller bränslesystemet så att tillsatserna avlägsnas.
- > Byt ut sonden.



### Blyförorening

#### Utseende:

- > Blanka, mörkgrå avlagringar.

#### Orsak:

- > Förorening på grund av att blyat bränsle använts.
- > Bly angriper platinametallen som finns på sondelementet och i katalysatorn

#### Lösning:

- > Avlägsna det blyade bränslet ur fordonet och fyll på blyfritt.
- > Byt ut sonden.



### VIKTIGT: Uppföljningskontroll

Förorenade lambdasonder måste alltid bytas ut. Det är också viktigt att kontrollera katalysatorns funktion när sonden byts ut. Förorening kan också skada katalysatorn och försämra dess prestanda.

### Vanliga frågor med svar från DENSO:s tekniker

#### F1: Vilken roll har lambdasonden?

**S:** För att minska utsläppen har moderna bilar noggrann styrning av mängden bränsle som motorn förbränner. Lambdasonden (eller syresonden) är en viktig komponent i denna process. Dess uppgift är att samarbeta med bilens bränsleinsprutningsystem, katalysatorn och elektronikenheten (ECU) (bild 1), för att nå så låga utsläpp som möjligt av miljöskadliga avgaser. Lambdasonden gör detta genom att mäta procentandelen outnyttjat syre som finns i avgaserna från bilen. Mätvärdet matas in i bilens elektroniska motorstyrenhet (ECU), som anpassar luft/bränsleblandningen. Rätt luft/bränsleblandning gör att katalysatorn kan arbeta effektivt. Detta avgasreningssystem avlägsnar så mycket som möjligt av de skadliga utsläppen ur avgaserna innan de lämnar bilen.

#### F2: Var sitter lambdasonden?

**S:** Alla nya bilar och de flesta bilar som tillverkats efter 1980 har en lambdasond. Den sitter i fordonets avgasrör före katalysatorn, där den mäter syret i avgaserna och matar mätvärdena vidare till motorstyrenheten som beräknar hur luft/bränsleblandningen ska anpassas. Den exakta placeringen av lambdasonden varierar beroende på om bilen har V-motor eller rak motor och på tillverkare och modell. Några vanliga konfigurationer finns i avsnittet PLACERING i den här katalogen.

#### F3: Exakt hur fungerar lambdasonder?

**S:** Lambdasonden samarbetar med fordonets bränsleinsprutningsystem, katalysatorn och motorstyrsystemet eller elektronikstyrenheten (ECU) (bild 1) för att nå så låga miljöskadliga avgasutsläpp som möjligt.

- > Lambdasonden gör detta genom att mäta procentandelen outnyttjat syre i avgaserna från bilen.
- > Beroende på om syrehalten i avgaserna är för låg (mager blandning) eller för hög (rik blandning) skickar lambdasonden en snabbt växlande signalspänning till motorstyrenheten.
- > Motorstyrenheten reagerar på informationen genom att justera luft/bränsleblandningen som når katalysatorn. Målet är att hålla luft/bränsleblandningen så nära stökiometriska punkten som möjligt, vilket är det beräknade ideala blandningsförhållandet mellan luft och bränsle som når katalysatorn. Teoretiskt förbränns med detta blandningsförhållande allt bränsle med utnyttjande av allt syre i blandningen. Återstående syre måste finnas i exakt rätt mängd för att katalysatorn ska arbeta effektivt.

- > Katalysatorn behandlar sedan avgaserna innan de lämnar bilen. De flesta moderna bilar är utrustade med trevägskatalysatorer. Trevägs refererar till de tre reglerade (skadliga) utsläppen som den reducerar - koloxid (CO), oförbrända kolväten (HC) och kväveoxider (Nox). Den exakta mängden syre i avgaserna är viktig för katalysatorn eftersom den påverkar hur bra katalysatorn avlägsnar dessa skadliga utsläpp ur avgaserna. Rätt mängd syre resulterar i en kemisk reaktion mellan de skadliga gaserna och syret, vilket gör att oskadliga gaser lämnar katalysatorn. När katalysatorn arbetar korrekt förbrukas allt syre i avgaserna i denna kemiska reaktion.

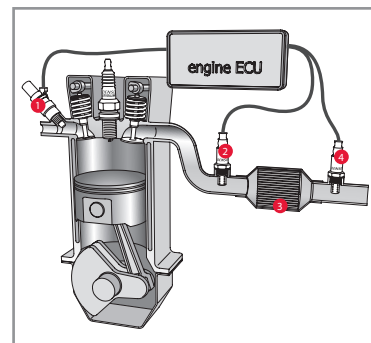


Bild 1: Motor med sonder och katalysator.

1. Bränsleinsprutning
2. Lambdasond före katalysatorn
3. Katalysator
4. Lambdasond efter katalysatorn

### F4: Hur styrs luft/bränsleblandningsförhållandet?

**S:** När lambdasonden mäter syrehalten i avgaserna skickas en signal till motorstyrenheten som bestämmer om blandningen har rätt förhållande mellan luft och bränsle. Mängden bränsle som sprutas in styrs genom återkopplad kompensation av insprutningstiden. Om blandningen är för rik minskas bränslemängden. Om blandningen är för mager ökas bränslemängden (bild 2). Målet är att uppnå att en blandning med det ideala förhållandet mellan luft och bränsle matas till motorn (den stökiometriska punkten).

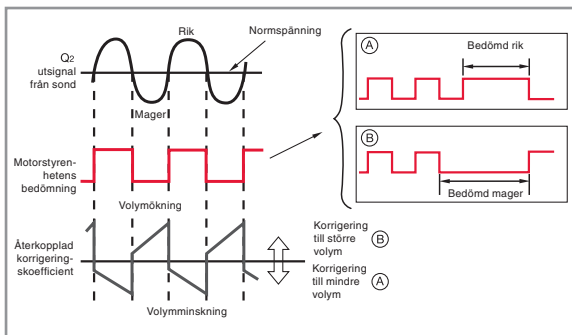


Bild 2: Utsignalen från lambdasonden följer luft/bränsleförhållandet och talar om för motorstyrenheten hur bränsleinsprutningen ska anpassas.

### F5: Vad är det ideala stökiometriska förhållandet?

**S:** För bensen är det stökiometriska förhållandet eller reningsförhållandet cirka 14,7 till 1 (motsvarande lambda 1,00), vilket betyder att för varje kilo förbränt bränsle åtgår 14,7 kilo syre (bild 3). Bränsleblandningen varierar en hel del från det ideala förhållandet under körning, vilket är anledningen till att den måste övervakas och anpassas. Ibland kan blandningen vara mager (ett förhållande mellan luft och bränsle högre än 6,67) och i andra tillfällen kan blandningen vara rik.

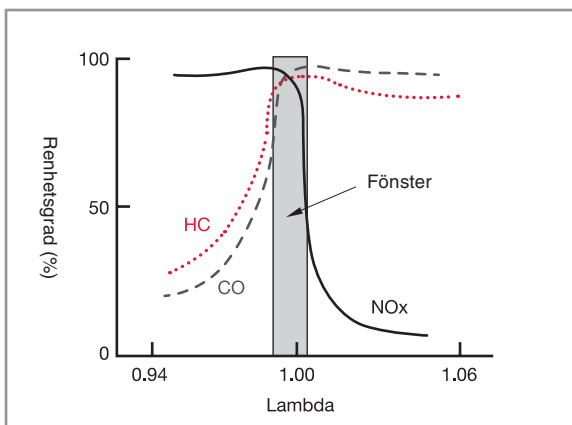


Bild 3: Katalysatorns renhetsgrad .

### F6: Varför har vissa fordon fler än en lambdasond

**S:** Många nyare fordon har en andra lambdasond monterad efter katalysatorn och dessutom en lambdasond monterad före katalysatorn. Sonden före katalysatorn är den styrande sonden som hjälper motorstyrenheten att anpassa luft/bränsleförhållandet. Den bakre sonden efter katalysatorn övervakar katalysatorns funktion.

### F7: Hur analyserar den andra lambdasonden katalysatorns effektivitet?

**S:** Lambdasonden efter katalysatorn övervakar katalysatorns funktion genom att mäta syrehalten i avgaserna som lämnar katalysatorn. Om sonden ger en hög utspänning (bild 4) arbetar katalysatorn effektivt. Detta för att om katalysatorn arbetar effektivt förbrukas allt syre i avgaserna av den kemiska reaktion som pågår inuti katalysatorn mellan syret och de skadliga avgaserna. När katalysatorn försämrats blir det ingen kemisk reaktion mellan en del av de skadliga gaserna och syret, och de lämnar katalysatorn opåverkade. Sonden efter katalysatorn kommer på så sätt att i ökande grad visa samma syremätningvärden som lambdasonden före katalysatorn, tills båda ger samma utsignal (bild 5). Detta är en indikation på att katalysatorn har slutat fungera.

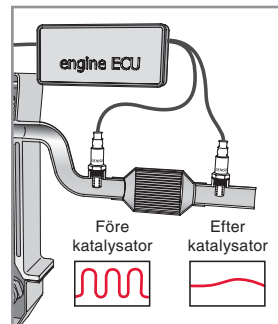


Bild 4: Utsignal från en fullt fungerande katalysator.

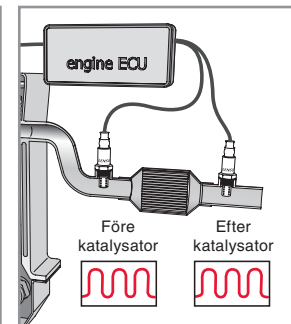


Bild 5: Utsignal från en katalysator som slutat fungera.



### F8: Varför har man utvecklat luft/bränslesonder?

**S:** ADENSO var först i världen med att utveckla luft/bränslesondtekniken där vi tog fram en sond med linjär utsignal så att fordon kunde uppfylla de allt hårdare kraven i EURO 3 och efterföljande regelverk. Det nya systemet använder en luft/bränslesond som ersätter den konventionella lambdasonden.

### F9: Vad är skillnaden mellan zirkoniumsonder och luft/bränslesonder?

**S:** Luft/bränslesonder är i allmänhet känsligare och effektivare än konventionella zirkoniumsonder. Det beror på det sätt som de olika sondtyperna mäter luft/bränsleförhållandet och de olika signaler som de avger som resultat av mätningen:

#### Luft/bränsleförhållande

- > **Zirkoniumsonden** anger om luft/bränsleförhållandet ligger över eller under lambda 1,00. Motorstyrenheten ändrar bränslemängden stegvis tills sonden anger att blandningen återigen är felaktig. Då börjar motorstyrenheten att återigen korrigera stegvis i motsatt riktning. Denna metod är relativt långsam och korrigerar hela tiden runt lambda 1,00 men kan aldrig hålla lambda 1,00 exakt.
- > En **luft/bränslesond** anger luft/bränsleförhållandet exakt. Det innebär att motorstyrenheten vet hur långt från lambda 1,00 luft/bränsleförhållandet ligger och därmed vet den hur mycket den behöver korrigera bränsleinsprutningen. Det gör att motorstyrenheten kan anpassa den insprutade bränslemängden och nästan direkt nå lambda 1,00.

#### Utsignal

- > **Zirkoniumsonden** avger en låg spänning mellan 0 V och cirka 0,8 V, och växlar mellan låg och hög omkring lambda 1,00 (bild 6).
- > **Luft/bränslesonden** avger en låg ström mellan -10 mA och +10 mA där utsignalen håller ett stabilt värde som är proportionellt mot luft/bränsleförhållandet (bild 7).

Sammantaget betyder det, särskilt under varierande förhållanden (plötslig acceleration eller inbromsning), att system med zirkoniumsonder ger för mycket eller för litet bränsle och därmed mindre effektiv katalysatorrening.

Med en luft/bränslesond får motorstyrenheten precisa uppgifter om ändringar i luft/bränsleförhållandet också under varierande förhållanden. Motorstyrenheten kan därför göra exakta justeringar och därmed avsevärt minska felen i bränsletillförseln. Det ger optimal gasomvandling inuti katalysatorn och därmed renare luft, lägre bränsleförbrukning och smidigare motorfunktion.

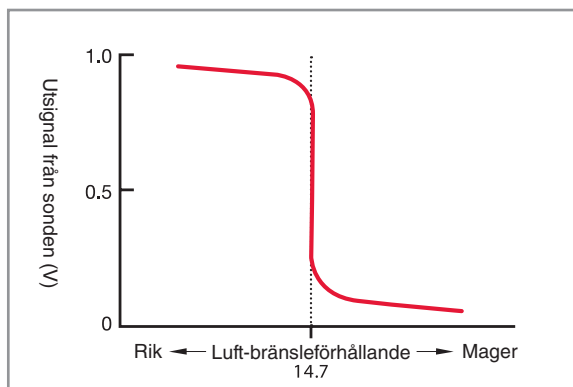


Bild 6: Utsignal från en zirkoniumsond.

### F10: Vad händer om lambdasonden går sönder?

**S:** Om lambdasonden går sönder kan motorstyrenheten inte längre känna av luft/bränsleförhållandet utan måste gissa hur mycket bränsle som ska sprutas in. Det ger sämre bränsleeffektivitet och därmed högre bränsleförbrukning. Det kan också göra att katalysatorn arbetar mindre effektivt och ger högre nivåer av skadliga utsläpp.

### F11: Hur ofta bör lambdasonden bytas ut?

**S:** DENSO rekommenderar utbyte så ofta som fordonstillverkaren anger. Lambdasonden bör också kontrolleras med avseende på funktion och effektivitet vid varje service - men på gamla motorer och motorer som visar tecken på onormalt hög oljeförbrukning behöver den bytas oftare.

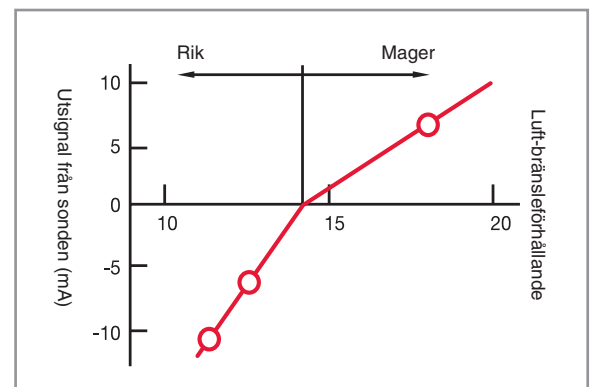


Bild 7: Utsignal från en luft/bränslesond.

### Różnica DENSO

Zaprojektowane z precyzją. Wyprodukowane zgodnie z najbardziej wymagającymi normami oryginalnego wyposażenia. Poddawane surowym testom w zakresie bezpieczeństwa i osiągnięć. Te wyjątkowe standardy wspierają sondę lambda DENSO. Znakomity program dla rynku wtórnego obejmujący sondy z grzałką i bez, które gwarantują doskonale dopasowanie do każdego pojazdu, w każdym przypadku.

Dlaczego wybrać DENSO? Będąc jedną z przodujących firm, które projektują i produkują oryginalne części i systemy samochodowe, DENSO rozumie technologię sond lambda lepiej niż ktokolwiek. Nie jest to wyłącznie nasza opinia - zgadzają się z nią czołowi producenci samochodów! Sondy lambda firmy DENSO montowane są jako oryginalne wyposażenie w samochodach marek Toyota, Mitsubishi, Honda, Jaguar, Volvo, Mazda, Suzuki, Subaru, Isuzu, Daihatsu, Yamaha, Land Rover, Daimler Chrysler, General Motors, Opel/Vauxhall i wielu innych marek. Rzeczywiście, od chwili wyprodukowania pierwszych sztuk w roku 1977, setki milionów sond lambda DENSO spełniały swoje zadania mierząc zawartość tlenu w spalinach na całym świecie i uczyniły nas jednym z czołowych producentów sond lambda na świecie.

Ta nowoczesna technika, jakość oryginalnego wyposażenia i pierwszorzędne osiągi dostępne są teraz w ramach programu sond lambda DENSO dla klientów rynku wtórnego. Wykorzystujemy nasze niedoścignione opanowanie technologii w każdej wyprodukowanej przez nas sondzie lambda.

**Dlatego, gdy konieczna jest wymiana sondy lambda, wybór jest tylko jeden: DENSO.**

*Każda sonda lambda firmy DENSO ma sprawdzoną 100% jakość, w tym sygnał wyjściowy, szczelność, przewodzenie i rezystancję grzałki.*

### Technologie, których potrzebujesz

#### Typy sond

Zgodnie z oczekiwaniami, sondy lambda firmy DENSO dostępne są w szerokiej gamie zastosowań. Oferują również wszystkie nowoczesne technologie, które powinny się znaleźć w częściach zamiennych jakości oryginalnego wyposażenia przeznaczonych dla Twoich klientów:

- > Sondy cyrkonowe palcowe i planarne
- > Sondy A/F palcowe i planarne
- > Sondy tytanowe

*\* Więcej szczegółów na temat działania oraz porównanie sond cyrkonowych i A/F można znaleźć w części Sondy lambda - pytania i odpowiedzi niniejszego katalogu.*

#### Budowa sondy

Sondy lambda firmy DENSO dostępne są w dwóch rodzajach korpusów jakości oryginalnego wyposażenia, oraz w przypadku sond DENSO, nie są potrzebne żadne dodatkowe części np. flansze!

- > korpus sondy wkręcanej
- > korpus sondy z flanszą, (razem z uszczelką jakości oryginalnego wyposażenia).

#### Montaż sondy

Bez względu na potrzeby montażowe, dwie opcje montażu DENSO zawsze umożliwią właściwe podłączenie:

- > Sonda dedykowana - z zamontowaną wtyczką jakości oryginalnego wyposażenia, gotowa do montażu
- > Sonda uniwersalna - bez wtyczki, (ponowne wykorzystanie wtyczki ze zużytej sondy).

#### Sprawdzanie i wymiana sondy

##### > Jak często należy wymieniać sondy lambda?

DENSO zaleca wymianę zgodnie z wytycznymi producenta pojazdu. Lecz działanie i sprawność sond lambda należy sprawdzać podczas każdego przeglądu samochodu - stary lub zużywający zbyt dużo oleju silnik potrzebuje wymiany sond częściej niż wskazuje specyfikacja.

##### > Dlaczego wymieniać?

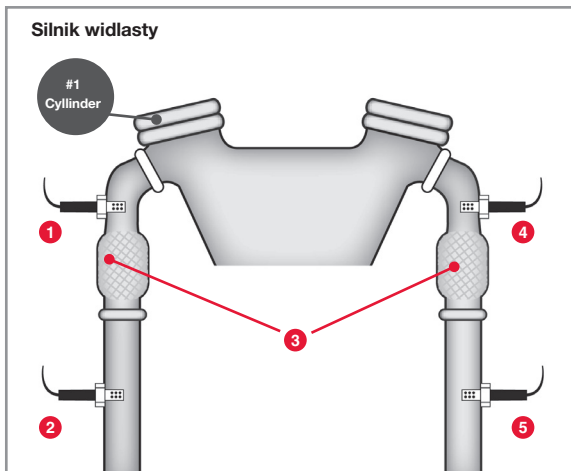
Awaria sondy lambda - z powodu starzenia, stosowania benzyny ołowiowej lub zanieczyszczenia - może doprowadzić do uszkodzenia katalizatora i kosztownych napraw. Uszkodzone sondy lambda mogą także powodować wyższą emisję składników szkodliwych w spalinach, zwiększenie zużycia paliwa i obniżenie osiągnięć silnika w tym niedostateczne przyspieszenie, gaśnięcie i nierówną pracę na biegu jałowym.



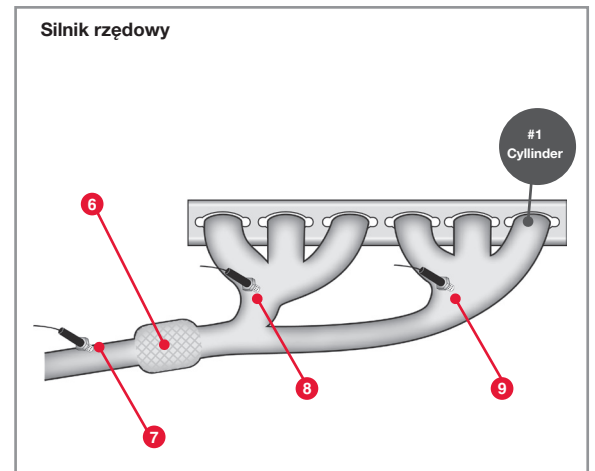


PL

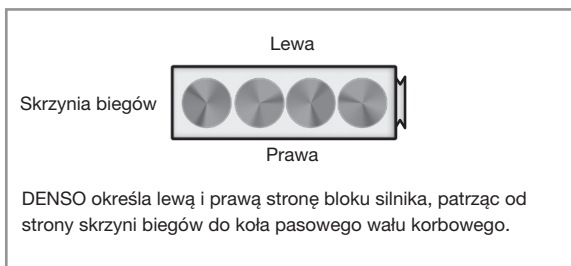
## Identyfikacja położenia sond lambda w układzie wydechowym



1. Sonda lambda przed katalizatorem (regulacyjna)
2. Sonda lambda za katalizatorem (diagnostyczna)
3. Katalizator
4. Sonda lambda przed katalizatorem (regulacyjna)
5. Sonda lambda za katalizatorem (diagnostyczna)



6. Katalizator
7. Sonda lambda za katalizatorem (diagnostyczna)
8. Sonda lambda przed katalizatorem (regulacyjna)
9. Sonda lambda przed katalizatorem (regulacyjna)



### Ostrzeżenie

Powyższy rysunek przedstawia typowe konfiguracje montażowe silnika. Istnieje wiele różnych wersji konfiguracji w zależności od marki i modelu. Aby wybrać prawidłową sondę lambda DENSO dla danej lokalizacji, prosimy skorzystać z pełnej listy zastosowań zamieszczonej w niniejszym katalogu.

PL

### Dedykowane sondy lambda



#### Dostarczane elementy

Sonda lambda, smar miedziany.



#### Potrzebne narzędzia

1. Gwintownik do czyszczenia gwintów (dla większości sond: M18 x 1,5).
2. Klucz dynamometryczny z nasadką odpowiednią dla danej sondy lambda (dla większości sond: rozm. 22).



#### Etapy montażu

1. W razie potrzeby wyczyścić gwint w rurze wydechowej za pomocą gwintownika.
2. Nałożyć dostarczony smar Copper + Plus na gwint sondy. Uwaga:

**NIE SMAROWAĆ RURKI OCHRONNEJ SONDY. Smar należy nakładać wyłącznie na gwint sondy.**



3. Dokręcić sondę odpowiednim momentem, używając klucza dynamometrycznego z właściwą nasadką. Zachować ostrożność, aby nie uszkodzić przewodów!



### Sondy lambda uniwersalne (ponowne użycie wtyczki)



#### Dostarczane elementy

Sonda lambda, smar miedziany, złącza, termokurczliwe nakładki na złącza.



#### Potrzebne narzędzia

1. Szczypce do cięcia przewodów.
2. Narzędzie do ściągania izolacji.
3. Narzędzie zapadkowe do zagniatania z czerwonym tłoczniem do końcówek izolowanych.
4. Dmuchawa gorącego powietrza.
5. Gwintownik do czyszczenia gwintów (dla większości sond: M18 x 1,5).
6. Klucz dynamometryczny z końcówką odpowiednią dla danej sondy lambda (dla większości sond: rozm. 22).



#### Etapy montażu

1. Uciąć przewody nowej sondy na odpowiednią długość. WAŻNE: Nowa sonda ze starą wtyczką musi mieć taką samą długość, jak oryginalna stara sonda z wtyczką.
2. Odciąć przewody starej sondy na odpowiednią długość.
3. Zdjąć izolację z końcówek przewodów na długość 7 mm.
4. Zagnieść nakładki na złącza za pomocą narzędzia do zagniatania z czerwonym tłoczniem (rozm. 22 – 16).
5. Używając dmuchawy gorącego powietrza, obkurczyć izolację nakładki na złącza, aż do uszczelnienia.
6. W razie potrzeby wyczyścić gwint w rurze wydechowej za pomocą gwintownika.
7. Nałożyć dostarczony smar Copper + Plus na gwint sondy.




**NIE SMAROWAĆ RURKI OCHRONNEJ SONDY. Smar należy nakładać wyłącznie na gwint sondy.**



8. Dokręcić sondę odpowiednim momentem, używając klucza dynamometrycznego z właściwą końcówką. Zachować ostrożność, aby nie uszkodzić przewodów!

PL

## Właściwe obchodzenie się i użytkowanie sondy



### 1. Wtyczka

#### Utrzymywać czystą i suchą:

- > Nie używać smaru ani żadnego aerozolu do styków
- > Wilgoć i obce ciała mają duży wpływ na działanie sondy.

### 2. Przewód

#### Unikać wysokiej temperatury:

- > Trzymać z dala od rury wydechowej lub innych gorących części pojazdu.

#### Unikać naprężeń:

- > Trzymać z dala od elementów ruchomych
- > Unikać naprężeń przewodu
- > Unikać stosowania długich, zwisających przewodów: mogą one kotłować się lub zaczepić o inne części lub przedmioty.

### 3. Korpus sondy

#### Utrzymywać w czystości:

- > Tylny koniec korpusu sondy posiada otwory, przez które sonda zasysa próbki powietrza z otoczenia. Otwory te muszą być drożne, aby umożliwić działanie czujnika
- > Chronić korpus sondy przed zanieczyszczeniami i zalaniem zimną wodą
- > Nie kierować strumieni wody pod ciśnieniem na sondę
- > Nie pokrywać czujnika żadnymi powłokami.

### 4. Gwint korpusu sondy

#### Nasmarować gwint:

- > Przed montażem nasmarować gwint smarem miedzianym dostarczonym razem z sondą.

### 5. Rurka ochronna sondy


#### Unikać gwałtownych uderzeń:

- > aby zapobiec uszkodzeniu delikatnego elementu ceramicznego wewnątrz sondy.

#### Unikać zanieczyszczeń:

- > Unikać wszelkich zanieczyszczeń, utrzymując rurkę ochronną sondy z dala od obcych substancji
- > Nie rozpylać żadnych środków na rurkę ochronną sondy
- > Nie nakładać smaru na rurkę ochronną sondy
- > Unikać stosowania benzyny ołowiowej
- > Unikać stosowania dodatków do paliwa.

## Schemat doskonałej technologii sondy lambda



Pierwszorzędny projekt sond lambda firmy DENSO maksymalizuje osiągi silnika i oszczędność paliwa przy jednoczesnym zmniejszeniu emisji substancji szkodliwych w spalinach.

> **Stalowy rdzeń w przewodach:** Sonden DENSO wyposażone są w specjalne przewody, przystosowane do trudnych warunków - wysokiej temperatury i drgań. Izolowane teflonem przewody posiadają gwarantującą dodatkową wytrzymałość żyły ze stali nierdzewnej oplecione niklowanymi przewodami miedzianymi, które zapewniają dobrą przewodność i niską rezystancję.

> **Porowaty filtr PTFE:** umożliwia doprowadzenie tlenu atmosferycznego do elementu ceramicznego, nie dopuszczając do przedostania się wody i zanieczyszczeń z silnika.

> **Obudowa ze stali nierdzewnej:** odporna na korozję i zanieczyszczenia z solidnym, szczelnym korpusem.



> **Podwójna warstwa ochronna z tlenku glinu:** Na elemencie ceramicznym, sondy lambda firmy DENSO posiadają unikatową powłokę ochronną z tlenku glinu, która zapewnia dokładne pomiary i długą żywotność sondy. Powłoka filtruje zanieczyszczenia spalin, chroni element ceramiczny przed niepożądanymi skażeniami i zapobiega wczesnemu zapchaniu i uszkodzeniu elektrody platynowej (szczególnie ważne dla pojazdów zasilanych paliwem niskiej jakości). Warstwa ochronna z tlenku glinu odgrywa więc aktywną rolę przy osiągnięciu optymalnej emisji, oszczędności paliwa, osiągnięciu osiągi silnika i zapobieganiu uszkodzeniom jednostki napędowej.



> **Podwójna osłona** (we wszystkich sondach): utrzymuje właściwą temperaturę zespołu, zapewniając krótszy czas odpowiedzi i chroni element ceramiczny przed zanieczyszczeniem krzemem i ołowiem.

### Rozwiązując dylemat jakości paliwa

*Paliwo niskiej jakości lub zanieczyszczone może mieć ujemny wpływ na żywotność i działanie sondy lambda, lecz firma DENSO zapewnia rozwiązanie tego problemu.*

*Co jest przyczyną problemu? Paliwo może być zanieczyszczone dodatkami do oleju silnikowego np. detergentami dyspergującymi lub środkami smarnymi, dodatkami do paliwa, preparatami uszczelniającymi części silnika oraz osadami ropy naftowej po odsiarczeniu. Zanieczyszczone paliwo, po podgrzaniu do temperatury powyżej 700 stopni Celsjusza, może emitować szkodliwe opary, które wpływają ujemnie na sondę lambda, powodując zapychanie elektrod. Jest to powszechną przyczyną przedwczesnych awarii sondy lambda.*

*Nowoczesna konstrukcja sond lambda firmy DENSO eliminuje to niebezpieczeństwo. Zastosowana przez nas unikatowa podwójna powłoka z tlenku glinu, otaczająca element ceramiczny sondy, chroni go przed skutkami stosowania paliwa niskiej jakości, utrzymuje żywotność i sprawność sondy.*

PL

### Rozpoznawanie typu sondy lambda po kolorze przewodów

Łatwym sposobem rozpoznania typu sondy lambda dowolnej marki jest sprawdzenie koloru przewodów. Prosimy użyć poniższych tabel do łatwej identyfikacji prawidłowego zamiennika firmy DENSO.

<b>CYRKONOWE SONDY LAMBDA</b>					
Tabela kolorow przewodów:					
	OE Lambda sensor 1	OE Lambda sensor 2	OE Lambda sensor 3	OE Lambda sensor 4	OE Lambda sensor 5
podgrzewacz +	Czarny	Purpurowy	Biały	Brazowy	Czarny
podgrzewacz -	Czarny	Biały	Biały	Brazowy	Czarny
Sensor +	Niebieski	Czarny	Czarny	Purpurowy	Zielony
Sensor -	Biały	Szary	Szary	Bezowy	Biały

<b>DENSO</b>		<b>DENSO</b>	
DOX-010...		DOX-015...	
DOX-011...			
DOX-012...			
DOX-013...			
podgrzewacz +	Czarny	Purpurowy	
podgrzewacz -	Czarny	Biały	
Sensor +	Niebieski	Czarny	
Sensor -	Biały	Szary	

Tabela funkcji przewodów:				
	Masa			
	Element grzejny+	elementu grzejnego	Sonda +	Masa sondy
1 przewód	-	-	Y	Obudowa sondy
2 przewód	-	-	Y	Y
3 przewód	Y	Y	Y	Obudowa sondy
4 przewód	Y	Y	Y	Y

W 3- i 4-przewodowych tytanowych sondach lambda, każdy przewód ma zwykle inny kolor. Wyjątkiem są tytanowe sondy DENSO, które posiadają dwa czarne i dwa szare przewody.

<b>TYTANOWE SONDY LAMBDA</b>				
Tabela kolorow przewodów:				
	Masa			
	Element grzejny+	elementu grzejnego	Sonda +	Masa sondy
DENSO	Czarny	Czarny	Szary	Szary
Marka 1	Czerwony	Biały	Żółty	Czarny

### Typowe usterki sond lambda, ich przyczyny i rozwiązania

Aby ocenić, czy sonda lambda pracuje prawidłowo, należy przeprowadzić pełną kontrolę wizualną oraz testy działania.

1. Sprawdzić wtyczkę i przewód w celu upewnienia się, że nie są uszkodzone. Jakikolwiek uszkodzenia mają ujemny wpływ na sygnał z elementu pomiarowego.
2. Sprawdzić, czy na korpusie sondy nie ma śladów uszkodzeń, które mogłyby wskazywać na wgniecenie lub pęknięcie wewnętrzne. Ważne jest, aby element pomiarowy sondy był nienaruszony i zapewniał prawidłowe działanie.
3. Sprawdzić, czy wtyczka jest czysta, nienaruszona i szczelna i czy nie ma na niej śladów smaru, oleju lub chemikaliów. Mogą one ujemnie wpływać na sygnały wyjściowe sondy, które są bardzo wrażliwe na zanieczyszczenia.

#### Stan normalny

##### Wygląd:

- > Rurka ochronna elementu pomiarowego jest wolna od wszelkich zanieczyszczeń i ma kolor matowy.

##### Przyczyna:

- > Czyste spalanie w silniku będące efektem terminowych przeglądów i konserwacji.



#### Zanieczyszczenie środkiem niezamarzającym

##### Wygląd:

- > Ziały szaro-biały kolor, miejscami z zielonkawymi osadami.

##### Przyczyna:

- > Zanieczyszczenie wynikające z obecności płynu chłodzącego w cylindrach silnika.

##### Rozwiązanie:

- > Sprawdzić szczelność układu chłodzenia silnika, szczególnie uszczelkę głowicy i w razie potrzeby naprawić.
- > Wymienić sondę.



#### Zanieczyszczenie olejem

##### Wygląd:

- > Rozległe ciemnoszare/czarne osady na rurce ochronnej.

##### Przyczyna:

- > Zanieczyszczenie spowodowane nadmiernym zużyciem oleju.

##### Rozwiązanie:

- > Sprawdzić silnik pod kątem wycieków oleju lub zużycia i naprawić w razie potrzeby.
- > Wymienić sondę.



#### Zanieczyszczenie paliwem

##### Wygląd:

- > Nadmierna ilość ciemno brązowej lub czarnej sadzy.

##### Przyczyna:

- > Zanieczyszczenie spowodowane zbyt bogatą mieszanką paliwowo-powietrzną. Przyczyną może być uszkodzona grzałka sondy lub wadliwy układ paliwowy.

##### Rozwiązanie:

- > Sprawdzić układ paliwowy i wykonać pomiar składu spalin.
- > Sprawdzić zasilanie grzałki sondy lambda, (sondy- co najmniej 3 przewodowe).
- > Usunąć usterkę.
- > Wymienić sondę.



#### Zanieczyszczenie dodatkiem

##### Wygląd:

- > Rozległe osady czerwone lub białe.

##### Przyczyna:

- > Zanieczyszczenie z powodu stosowania szkodliwych dodatków lub nadmiernej ilości dodatków. Niektóre składniki dodatków do paliwa mogą zanieczyścić element pomiarowy sondy. Składniki te, spalane w silniku, wytwarzają dymy, które mogą zanieczyścić lub zapchać element pomiarowy sondy.

##### Rozwiązanie:

- > Wyczyścić silnik i układ paliwowy w celu usunięcia dodatków.
- > Wymienić sondę.



#### Zanieczyszczenie ołowiem

##### Wygląd:

- > Błyszczące, ciemnoszare osady na rurce ochronnej sondy.

##### Przyczyna:

- > Zanieczyszczenie z powodu stosowania paliwa ołowiuwego.
- > Ołów działa na platynę, która znajduje się w czujniku sondy i w katalizatorze.

##### Rozwiązanie:

- > Opróżnić zbiornik paliwa z benzyny ołowiuwej i napełnić benzyną bezołowiową.
- > Wymienić sondę.



#### **WAŻNE: Sprawdzenie po wykonaniu naprawy**

*W każdym przypadku należy wymienić zanieczyszczoną sondę lambda. Po wymianie sondy ważne jest, aby sprawdzić działanie katalizatora. Zanieczyszczenie mogło również uszkodzić katalizator, zmniejszając jego sprawność.*

PL

### Odpowiedzi zespołu technicznego DENSO na najczęściej zadawane pytania

#### Pytanie 1: Jaką rolę spełniają sondy lambda?

**Odp.:** W celu ograniczenia emisji, nowoczesne samochody zaprojektowane są tak, aby możliwa była dokładna kontrola ilości spalnego paliwa. Sonda lambda (inaczej czujnik tlenu) jest elementem, który ma decydujące znaczenie dla tego procesu. Jej zadaniem jest współpraca z systemem wtrysku paliwa, katalizatorem i elektronicznym modułem sterującym (ECU) w celu uzyskania możliwie najmniejszej emisji szkodliwych dla środowiska składników spalin. Sonda lambda realizuje ten cel poprzez monitorowanie procentowej zawartości tlenu w spalinach samochodu. Dane te przesyłane są do ECU pojazdu, który reguluje skład mieszanki paliwowo-powietrznej (A/F). Prawidłowy skład mieszanki paliwopowietrznej pozwala na sprawne działanie katalizatora. Ten system oczyszczania spalin usuwa możliwie największą ilość szkodliwych substancji emitowanych w spalinach, zanim opuszczą one pojazd.

#### Pytanie 2: Gdzie umieszczone są sondy lambda?

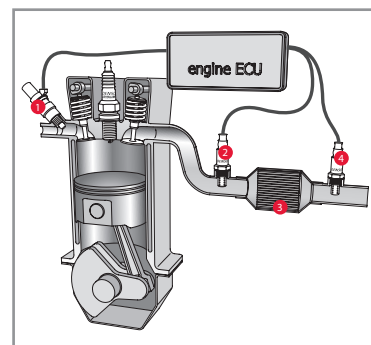
**Odp.:** Każdy nowy samochód oraz większość pojazdów produkowanych od roku 1980 posiada sondę lambda, która umieszczona jest w rurze wydechowej pojazdu przed katalizatorem. Sonda regulacyjna mierzy zawartość tlenu w spalinach i informuje o niej ECU, pozwalając na obliczenie wymaganych korekt składu mieszanki paliwowo-powietrznej. Dokładne umiejscowienie sondy lambda jest różne i zależy od tego, czy silnik posiada układ wydechowy przy silniku widlastym lub rzędowym. Niektóre typowe konfiguracje montażowe silnika przedstawiono w rozdziale UMIEJSCOWIENIE niniejszego katalogu.

#### Pytanie 3: Jak dokładnie działa sonda lambda?

**Odp.:** Sondy lambda współpracują z systemem wtrysku paliwa pojazdu, katalizatorem i systemem sterowania silnikiem lub elektronicznym modułem sterującym (ECU) (rys. 1), pomagając osiągnąć możliwie najmniejszą emisję szkodliwych dla środowiska składników spalin:

- > Sonda lambda monitoruje procentową zawartość tlenu w spalinach samochodu.
- > W zależności od tego, czy zawartość tlenu w spalinach jest za wysoka (mieszanka uboga) czy za niska (mieszanka bogata), sonda lambda wysyła do ECU zmieniający się z dużą szybkością sygnał napięciowy.
- > ECU odpowiada na tę informację, regulując skład mieszanki paliwowo-powietrznej wprowadzanej do silnika. Celem jest utrzymanie stosunku powietrza do paliwa maksymalnie zbliżonego do wartości stechiometrycznej, czyli obliczonego teoretycznie idealnego stosunku powietrza do paliwa wprowadzanego do silnika. Teoretycznie, dla tego stosunku, przy wykorzystaniu prawie całego tlenu zawartego w powietrzu paliwo ulegnie całkowitemu spalaniu. W spalinach powinno pozostać dokładnie tyle tlenu, ile potrzeba do skutecznego działania katalizatora.

> Następnie katalizator neutralizuje składniki szkodliwe w spalinach, zanim opuszczą one samochód. Najnowocześniejsze samochody wyposażone są w katalizator trójdrożny. Trójdrożny oznacza, że katalizator pomaga zmniejszyć zawartość cząsteczek trzech substancji szkodliwych - dwutlenku węgla (CO), niespalonych węglowodorów (HC) i tlenków azotu (NOx). Dokładnie określona ilość tlenu w spalinach jest ważna dla katalizatora, ponieważ wpływa na jego zdolność do usunięcia tych szkodliwych substancji ze spalin. Właściwa ilość tlenu umożliwia zajście reakcji chemicznej między szkodliwymi gazami i tlenem, której produktem są nieszkodliwe gazy opuszczające katalizator. Jeśli katalizator pracuje prawidłowo, w tej reakcji chemicznej zużywany jest cały tlen ze spalin.

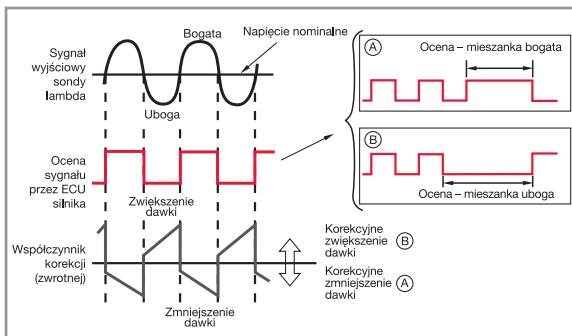


Rys.1: Silnik z sondami lambda i katalizatorem.

1. Wtryskiwacz paliwa
2. Sonda lambda przed katalizatorem (regulacyjna)
3. Katalizator
4. Sonda lambda za katalizatorem (diagnostyczna)

### Pytanie 4: W jaki sposób regulowany jest skład mieszanki paliwowo-powietrznej?

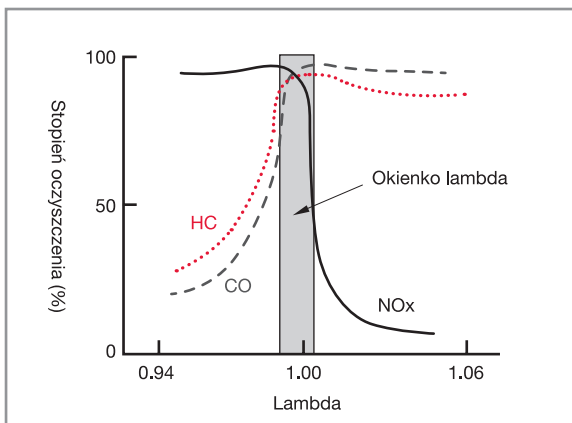
**Odp.:** Gdy sonda lambda wykryje poziom tlenu zawartego w spalinach, ECU odbiera sygnał wyjściowy z sondy i ocenia, czy mieszanka ma odpowiedni skład (stosunek powietrza do paliwa). Ilość wtryskiwanego paliwa regulowana jest za pomocą sterowania czasem wtrysku w układzie zamkniętym. Po wykryciu zbyt bogatej mieszanki ilość wtryskiwanego paliwa zostaje zmniejszona. Gdy mieszanka jest zbyt uboga, objętość wtryskiwanego paliwa ulega zwiększeniu (rys. 2). Celem jest osiągnięcie idealnego stosunku powietrza do paliwa (składu stechiometrycznego) w mieszance doprowadzanej do silnika.



Rys.2: Sonda lambda monitoruje stosunek powietrza do paliwa i wysyła sygnał wyjściowy, który instruuje ECU, w jaki sposób regulować dawkę wtrysku paliwa.

### Pytanie 5: Co to jest idealny stosunek stechiometryczny?

**Odp.:** Dla benzyny stosunek stechiometryczny wynosi około 14,7:1 (co odpowiada współczynnikowi lambda równemu 1,00). Oznacza to, że do spalenia każdego kilograma paliwa potrzeba 14,7 kg powietrza (rys.3). Podczas jazdy skład mieszanki odbiega od idealnego stosunku, więc musi być monitorowany i regulowany. Czasami mieszanka może być uboga (stosunek powietrze/paliwo wyższy od 14,7), innym razem bogata.



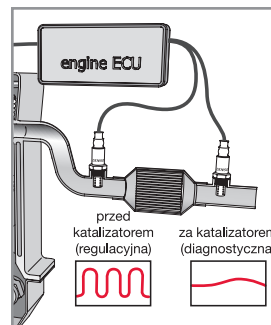
Rys.3: Stopień oczyszczenia spalin w katalizatorze.

### Pytanie 6: Dlaczego niektóre samochody wyposażone są w więcej niż jedną sondę lambda?

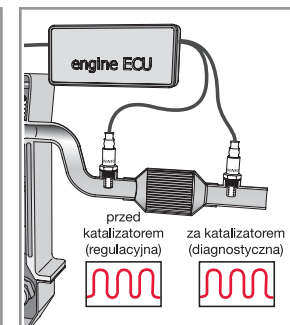
**Odp.:** Wiele produkowanych ostatnio samochodów, oprócz sondy lambda (regulacyjnej) umieszczonej przed katalizatorem, posiada drugą sondę lambda zamontowaną za katalizatorem (tzw. diagnostyczną). Sonda lambda przed katalizatorem jest czujnikiem, który wchodzi w skład systemu sterowania, pomagając ECU silnika w regulacji składu mieszanki. Diagnostyczna sonda lambda za katalizatorem jest czujnikiem monitorującym działanie katalizatora.

### Pytanie 7: W jaki sposób druga sonda lambda analizuje sprawność katalizatora?

**Odp.:** Sonda lambda za katalizatorem monitoruje działanie katalizatora poprzez pomiar poziomu tlenu w spalinach opuszczających katalizator. Jeśli sygnał sondy ma wysokie napięcie (rys. 4), katalizator działa skutecznie. Dzieje się tak dlatego, że w pracującym prawidłowo katalizatorze, cały tlen zawarty w spalinach jest zużywany do reakcji chemicznej z udziałem tlenu i szkodliwych substancji. Jednak w miarę zużywania się katalizatora, część szkodliwych gazów i tlenu nie bierze udziału w reakcji chemicznej i w niezmięnionej postaci opuszcza katalizator. Sygnał wyjściowy z sondy lambda za katalizatorem będzie stopniowo zbliżał się do sygnału z sondy lambda przed katalizatorem, do chwili aż sygnał z obu sond będzie taki sam. Jednakowe sygnały wskazują na awarię (zużycie się) katalizatora.



Rys.4: Sygnały wyjściowe dla całkowicie sprawnego katalizatora.



Rys.5: Sygnały wyjściowe dla uszkodzonego katalizatora



### Pytanie 8: Dlaczego opracowano sondy A/F (stosunku powietrza do paliwa)?

**Odp.:** Technologia sond A/F była pierwszym na świecie innowacyjnym rozwiązaniem, które oferowało czujnik z wyjściem liniowym, umożliwiającym spełnienie przez pojazd coraz surowszych wymagań przepisów dotyczących emisji spalin EURO 3 i nowszych. Nowy system wykorzystuje czujnik składu mieszanki (sondę A/F), która zastąpiła zwykłą sondę lambda.



### Pytanie 9: Jaka jest różnica między cyrkonowymi sondami lambda a sondami A/F?

**Odp.:** Ogólnie rzecz biorąc, sondy A/F mają większą czułość i sprawność od zwykłych cyrkonowych sond lambda. Przyczyną jest sposób, w jaki obie sondy mierzą stosunek powietrza do paliwa i różne sygnały wyjściowe wskazujące wynik pomiaru:

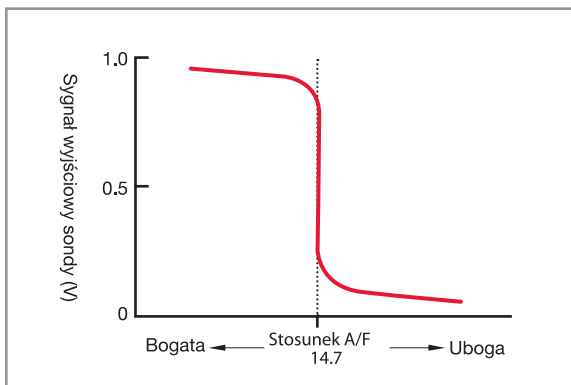
#### Stosunek powietrza do paliwa

- > **Sonda cyrkonowa** wskazuje, czy stosunek powietrze/paliwo jest wyższy, czy niższy od współczynnika lambda równego 1,00. ECU silnika zmienia dawkę paliwa stopniowo, aż sonda ponownie wskaże, że skład mieszanki jest nieprawidłowy. W tym momencie ECU rozpoczyna kolejną stopniową korekcję w przeciwnym kierunku. Metoda ta jest stosunkowo wolna i polega na ciągłej korekcie w sąsiedztwie współczynnika lambda 1,00 i nigdy nie pozwala na utrzymanie współczynnika lambda 1,00.
- > **Sonda A/F** wskazuje dokładną wartość stosunku powietrza do paliwa. Oznacza to, że ECU silnika posiada informację, jak daleko stosunek powietrze/paliwo odbiega od współczynnika lambda równego 1,00, więc może również określić wielkość korekty dawki wtrysku. Umożliwia to modułowi sterującemu silnikiem ECU skorygowanie dawki wtryskiwanego paliwa tak, aby prawie natychmiast osiągnąć i utrzymać współczynnik lambda równy 1,00.

#### Sygnał wyjściowy

- > **Sonda cyrkonowa** wysyła sygnał o niskim napięciu od 0 V do około 0,8V, przełączając między poziomem niskim i wysokim w pobliżu wartości lambda 1,00 (rys.6).
- > **Sonda A/F** wysyła sygnał o niskim natężeniu od -10 mA do +10 mA i stabilnej wartości, proporcjonalnej do stosunku powietrza do paliwa (rys. 7).

W sumie, szczególnie w zmiennych warunkach (gwałtowne przyspieszanie lub zwalnianie), systemy z sondą cyrkonową będą cechować się zbyt małą lub zbyt dużą dawką wtrysku, a w rezultacie mniejszą sprawnością katalizatora.



Rys.6: Sygnał wyjściowy sondy cyrkonowej.

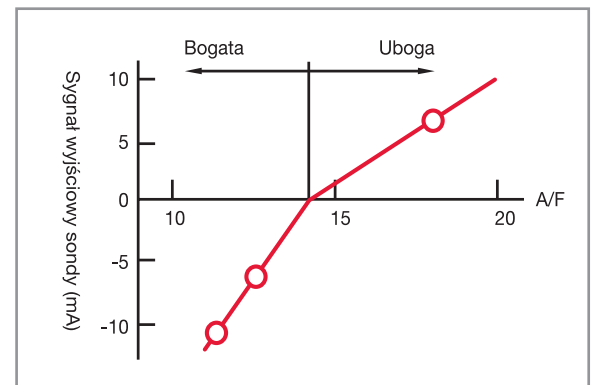
Dzięki sondzie A/F, ECU silnika otrzymuje informacje o cząstkowych zmianach stosunku powietrze/paliwo nawet w zmiennych warunkach. W związku z tym moduł ECU może wykonywać precyzyjne czynności regulacyjne, znacznie zmniejszając niedobór lub nadmiar wtryskiwanego paliwa. W rezultacie w katalizatorze zachodzi optymalna konwersja gazów, co skutkuje czystszym powietrzem, mniejszym zużyciem paliwa i lepszymi osiągnięciami samochodu.

### Pytanie 10: Co dzieje się w przypadku usterki sondy lambda?

**Odp.:** W przypadku awarii sondy lambda, ECU nie może wykryć stosunku powietrze/paliwo i musi zgadywać dawkę wtryskiwanego paliwa. Powoduje to mniej wydajne wykorzystanie paliwa a tym samym większe jego zużycie. Powoduje również mniejszą sprawność katalizatora i ewentualnie wyższe poziomy emisji składników szkodliwych w spalinach.

### Pytanie 11: Jak często należy wymieniać sondy lambda?

**Odp.:** DENSO zaleca wymianę zgodnie z wytycznymi producenta pojazdu. Lecz działanie i sprawność sond lambda należy sprawdzać podczas każdego przeglądu samochodu - stary lub zużywający zbyt dużo oleju silnik potrzebuje wymiany sond częściej niż wskazuje specyfikacja.



Rys.7: Sygnał wyjściowy sondy A/F.

RU

### Отличительные особенности датчиков DENSO

Тщательно разработанная конструкция. Изготовление в соответствии со строгими стандартами оригинального качества. Обязательные испытания на безопасность и проверка эксплуатационных качеств. Таковы высочайшие стандарты, лежащие в основе производства датчиков кислорода компании DENSO, которая предлагает исключительный выбор конфигураций, как с подогревом, так и без подогрева, гарантированно подходящих для любого автомобиля.

Почему следует выбирать датчики DENSO? Являясь одним из ведущих мировых разработчиков и производителей оригинальных запасных частей и систем для автомобилей, компания DENSO разбирается в технологии датчиков кислорода лучше, чем кто-либо другой. И это не только наше мнение – с этим согласны ведущие мировые автопроизводители! Датчики кислорода DENSO устанавливаются в качестве оригинального оборудования на автомобилях таких производителей как Toyota, Mitsubishi, Honda, Jaguar, Volvo, Mazda, Suzuki, Subaru, Isuzu, Daihatsu, Yamaha, Land Rover, Daimler Chrysler, General Motors, Opel/Vauxhall и многих других. Начиная с 1977 года, когда были выпущены первые датчики кислорода, уже несколько сотен миллионов датчиков DENSO выполняют свою работу, измеряя содержание кислорода в выбросах двигателей автомобилей, что делает DENSO одним из ведущих производителей датчиков кислорода в мире.

Передовые разработки, стандарт оригинального качества и превосходные эксплуатационные характеристики теперь доступны клиентам вторичного рынка в рамках нашей программы. Наше ноу-хау не имеет себе равных и применяется при производстве всех без исключения датчиков кислорода.

**Поэтому, в случае необходимости замены датчика кислорода, выбор сводится к одной единственной марке: DENSO.**

Каждый датчик кислорода DENSO подвергается проверкам на 100%-ное соответствие качеству, включая проверки выходного сигнала, воздухопроницаемости, целостности цепей и сопротивления подогревателя. цепей и сопротивления подогревателя.

### Технологии, которые Вам необходимы

#### Типы датчиков

Компания DENSO выпускает датчики кислорода для широкого спектра применения. Мы предлагаем все передовые технологии, которые потребуются для точной замены датчиков оригинального качества у Ваших клиентов:

- > Циркониево-оксидные датчики: цилиндрического и плоского типа
- > Датчики соотношения воздух/топливо: цилиндрического и плоского типа
- > Титановые датчики

*\*Более подробное описание функций, а также сравнение циркониево-оксидных датчиков кислорода и датчиков соотношения воздух/топливо см. в разделе Вопросы и ответы данного каталога.*

#### Варианты исполнения корпуса

Датчики кислорода DENSO выпускаются в двух вариантах исполнения корпуса оригинального качества, причем корпус готов к установке и не требует для монтажа дополнительных элементов, таких как фланцевые адаптеры:

- > Резьбового типа
- > Фланцевого типа – включая прокладку OE качества

#### Установка датчика

Компания DENSO предлагает два варианта датчиков, из которых Вы можете выбрать нужный Вам для конкретного случая:

- > С уже имеющимся разъемом, готовый к установке
- > Универсальный, т.е. без разъема, позволяющий использовать разъем старого датчика

#### Проверка и замена датчика

##### > Как часто требуется замена датчика кислорода?

DENSO рекомендует заменять датчик согласно указаниям изготовителя автомобиля. Тем не менее, следует проверять исправность и эффективность датчика кислорода при каждом техосмотре автомобиля – в случае если двигатель с длительным сроком эксплуатации или имеются признаки повышенного расхода масла, интервалы между заменами датчика следует сократить.

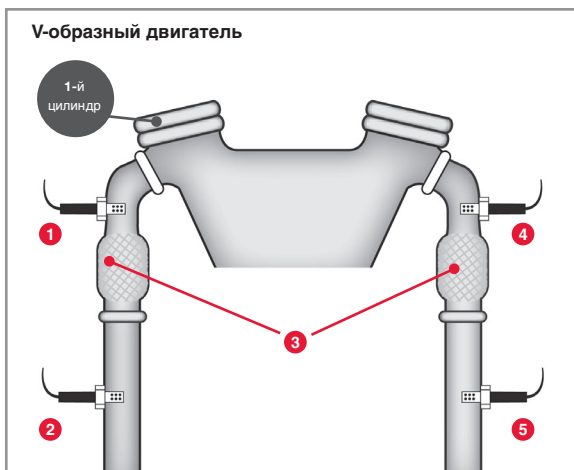
##### > Зачем необходима замена датчика?

Выход из строя датчика кислорода – вследствие износа или загрязнения при использовании этилированного топлива – может привести к повреждению каталитического нейтрализатора и дорогостоящему ремонту. Кроме того, неисправный датчик может стать причиной повышения токсичности выхлопа, увеличения расхода топлива, снижения рабочих характеристик двигателя, включая плохой разгон, потерю холостых оборотов и остановку двигателя.

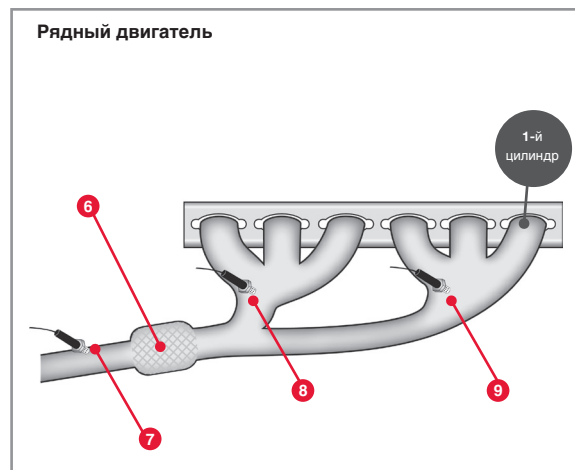


RU

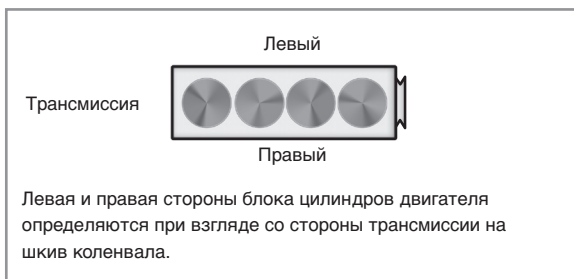
### Определение местонахождения датчика кислорода в выхлопной системе



1. Датчик кислорода перед катализатором
2. Датчик кислорода после катализатора
3. Катализатор
4. Датчик кислорода перед катализатором
5. Датчик кислорода после катализатора



6. Катализатор
7. Датчик кислорода после катализатора
8. Датчик кислорода перед катализатором
9. Датчик кислорода перед катализатором



#### Внимание

На приведенных выше иллюстрациях показаны типичные конфигурации двигателя. Существует много вариантов установки двигателя у различных марок и моделей. Для правильного выбора датчика кислорода DENSO в соответствии с конкретным применением см. полный перечень вариантов применения датчиков кислорода.

RU

### Датчики кислорода с разъемом



#### Комплектация

Датчик кислорода, медная смазка



#### Необходимый инструмент

1. Приспособление для очистки резьбы (размер M18x1,5 для большинства датчиков)
2. Динамометрический ключ с подходящей головкой для датчика. (размер 22 для большинства датчиков)



#### Порядок установки

1. При необходимости очистить резьбу в выхлопной трубе специальным приспособлением



2. Нанести немного смазки Correg + Plus, идущей в комплекте с датчиком, на резьбу датчика



**Примечание: НЕ ДОПУСКАТЬ ПОПАДАНИЯ СМАЗКИ НА НАКОНЕЧНИК ДАТЧИКА. Наносить только на резьбу датчика**



3. Ввернуть датчик с помощью динамометрического ключа с подходящей головкой в соответствии с указанным моментом. Будьте осторожны, чтобы не повредить провода!

### Универсальные датчики (без разъема)



#### Комплектация

Датчик кислорода, медная смазка, разъемы, термоусадочные накладки для соединения встык



#### Необходимый инструмент

1. Кусачки
2. Приспособление для зачистки проводов
3. Обжимной инструмент с трещоткой и формой для изолированных клемм
4. Промышленный фен
5. Приспособление для очистки резьбы (размер M18x1,5 для большинства датчиков)
6. Динамометрический ключ с подходящей головкой для датчика (размер 22 для большинства датчиков)



#### Порядок установки

1. Обрезать провода нового датчика по длине. ВНИМАНИЕ: Новый датчик со старым разъемом должен иметь такую же длину, как и старый датчик с разъемом



2. Обрезать провода старого датчика по длине



3. Зачистить концы проводов на 7 мм



4. Обжать накладки обжимным инструментом (размер 22 – 16)



5. Усадить изоляцию горячим воздухом до полной герметизации



6. При необходимости очистить резьбу в выхлопной трубе специальным приспособлением




7. Нанести немного смазки Correg + Plus, идущей в комплекте с датчиком, на резьбу датчика

**Примечание: НЕ ДОПУСКАТЬ ПОПАДАНИЯ СМАЗКИ НА НАКОНЕЧНИК ДАТЧИКА. Наносить только на резьбу датчика**



8. Ввернуть датчик с помощью динамометрического ключа с подходящей головкой в соответствии с указанным моментом. Будьте осторожны, чтобы не повредить провода!

## Правильная эксплуатация датчиков кислорода



### 1. Разъем

#### Содержать в чистоте и сухости:

- > Не допускайте попадания жидкой смазки или спрея
- > Влага, а также любые посторонние вещества сразу оказывают влияние на работу датчика

### 2. Кабель

#### Избегать перегрева:

- > Не допускайте соприкосновения с выхлопной трубой и другими горячими деталями автомобиля

#### Не подвергать нагрузкам:

- > Не располагайте кабель близко к движущимся деталям
- > Не допускайте натяжения кабеля
- > Не допускайте провисания кабеля: кабель не должен раскачиваться или зацепляться за другие детали или объекты

### 3. Корпус датчика

#### Содержать в чистоте:

- > В задней части датчика находятся отверстия, через которые датчик берет пробы наружного воздуха. Для обеспечения работы датчика эти отверстия должны быть открыты
- > Защищайте датчик от грязи и брызг холодной воды
- > Не мойте датчик водой под высоким давлением
- > Не наносите на датчик никаких покрытий

### 4. Резьба корпуса датчика

#### Смазывать резьбу:

- > Перед установкой смажьте резьбу входящей в комплект медной смазкой

### 5. Наконечник датчика

#### Не допускать ударов:

- > Во избежание повреждения чувствительного керамического элемента внутри датчика не допускайте ударов по наконечнику

#### Не допускать загрязнения:

- > Не допускайте загрязнения наконечника датчика какими-либо посторонними веществами
- > Запрещается распылять какой-либо состав на наконечник датчика
- > Запрещается наносить смазку на наконечник датчика
- > Не используйте этилированный бензин
- > Не используйте топливные присадки

## Исключительная технология датчиков кислорода

Высокое качество датчиков кислорода компании DENSO максимально увеличивает эксплуатационные характеристики двигателя и топливную эффективность, снижая в то же время уровень вредных выбросов.

> **Провода со стальным сердечником:** Датчики DENSO оснащаются специальными проводами, разработанными для тяжелых температурных и вибрационных условий эксплуатации. Провода с тефлоновой изоляцией имеют стальной сердечник для обеспечения дополнительной прочности, вокруг которого находится никелированный медный провод для обеспечения хорошей проводимости и низкого сопротивления

> **Фильтр из пористого ПТФЭ:** Пропускает атмосферный кислород в корпус датчика и не допускает попадания воды или загрязняющих частиц

> **Корпус из нержавеющей стали:** Обладает коррозионной стойкостью, а также прочностью и водонепроницаемостью



> **Двойной защитный слой оксида алюминия:** Керамический элемент датчиков DENSO имеет уникальное защитное покрытие из оксида алюминия для обеспечения точности измерений и длительного срока службы. Покрытие позволяет фильтровать выхлопные газы, не допуская контакта нежелательных загрязняющих частиц с керамическим элементом и предотвращая преждевременное засорение элемента и/или повреждение платинового электрода (что особенно важно для автомобилей, использующих топливо низкого качества). Таким образом, защитный слой оксида алюминия играет важную роль в обеспечении оптимального качества выбросов, экономии топлива, работе двигателя и предотвращении его выхода из строя



> **Двойная защитная крышка:** (на всех датчиках): Поддерживает надлежащую температуру датчика для своевременного реагирования и защищает керамический элемент от разрушения силиконом или свинцом

### Решение проблемы качества топлива

Некачественное или грязное топливо может оказать неблагоприятное воздействие на срок службы и эксплуатационные показатели датчика кислорода, однако DENSO предлагает решение для этой проблемы.

В чем заключается причина проблемы? Топливо может быть загрязнено присадками для моторных масел, присадками для бензина, герметиком на деталях двигателя и нефтяными отложениями после десульфуризации. При нагреве свыше 700°C загрязненное топливо выделяет вредные для датчика пары, которые влияют на его работу, засоряя или разрушая электроды. Это распространенный случай выхода из строя датчика кислорода.

Новая конструкция датчиков DENSO не подвержена этой опасности. Уникальный защитный слой оксида алюминия на керамическом элементе датчика защищает его от некачественного топлива, продлевая срок службы и сохраняя эксплуатационные показатели датчика на необходимом уровне.

RU

### Как определить тип датчика кислорода по цвету провода

По цвету проводов датчиков кислорода любой марки можно легко определить их тип. Приведенная ниже таблица помогает легко подобрать замену Вашему датчику DENSO.

<b>ЦИРКОНИ ЕВО -ОКСИДНЫЕ ДАТЧИКИ</b>					
Таблица цветов проводов:					
	ОЕ лямбда датчик 1	ОЕ лямбда датчик 2	ОЕ лямбда датчик 3	ОЕ лямбда датчик 4	ОЕ лямбда датчик 5
нагреватель +	Черный	Фиолетовый	Белый	Коричневый	Черный
нагреватель-	Черный	Белый	Белый	Коричневый	Черный
датчик +	Синий	Черный	Черный	Фиолетовый	Зеленый
датчик -	Белый	Серый	Серый	Бежевый	Белый

<b>DENSO</b>		<b>DENSO</b>	
DOX-010...		DOX-015...	
DOX-011...			
DOX-012...			
DOX-013...			
нагреватель +	Черный	Фиолетовый	
нагреватель-	Черный	Белый	
датчик +	Синий	Черный	
датчик -	Белый	Серый	

Таблица функций проводов:				
	+ нагревателя	Земля нагревателя	+ датчика	Земля датчика
Провод 1	-	-	Y	Корпус датчика
Провод 2	-	-	Y	Y
Провод 3	Y	Y	Y	Корпус датчика
Провод 4	Y	Y	Y	Y

Титановые 3х- и 4х-проводные датчики кислорода имеют провода разного цвета. Исключение составляют титановые датчики DENSO, которые имеют два черных провода и два серых.

<b>ТИТАНОВЫЕ ДАТЧИКИ</b>				
Таблица цветов проводов:				
	+ нагревателя	Земля нагревателя	+ датчика	Земля датчика
DENSO	Черный	Черный	Серый	Серый
Брэнд 1	Красный	Белый	Желтый	Черный

RU

### Информация о типовых неисправностях датчиков кислорода, их причинах и способах устранения

Для определения корректности работы датчика необходимо произвести полный внешний осмотр, а также проверку рабочих параметров.

1. Проверьте разъем и провода на отсутствие повреждений. Любые повреждения влияют на сигнал датчика
2. Проверьте защитную гильзу датчика на отсутствие признаков повреждений, которые могут указывать на наличие вмятины или трещины внутри. Для правильной работы датчика необходимо, чтобы его чувствительный элемент был не поврежден
2. Проверьте чистоту и водонепроницаемость разъема; осмотрите разъем на отсутствие повреждений, следов смазки или химикатов на нем, которые могут привести к ухудшению выходного сигнала датчика, обладающего высокой чувствительностью к загрязнению.

#### Нормальное состояние

##### Внешний вид:

- > На датчике отсутствует налет, поверхность имеет тусклый цвет



##### Причина:

- > Полное сгорание топлива как следствие надлежащего технического обслуживания двигателя

#### Загрязнение антифризом

##### Внешний вид:

- > Избыточные зернистые отложения серо-белого, иногда зеленоватого цвета



##### Причина:

- > Загрязнение вследствие наличия антифриза в цилиндрах двигателя

##### Способ устранения

- > Проверить систему охлаждения двигателя, особенно прокладку головки цилиндров, на протечки и при необходимости произвести ремонт
- > Заменить датчик

#### Загрязнение маслом

##### Внешний вид:

- > Избыточные отложения темно-серого / черного цвета



##### Причина:

- > Загрязнение вследствие избыточного потребления масла

##### Способ устранения:

- > Проверить двигатель на утечку масла или износ и при необходимости произвести ремонт
- > Заменить датчик

#### Загрязнение обогащенным топливом

##### Внешний вид:

- > Избыточная сажа темно-коричневого или черного цвета




##### Причина:

- > Загрязнение вследствие сжигания неправильной/обогащенной топливовоздушной смеси, что может быть вызвано выходом из строя подогревателя датчика или неисправностью топливной системы.

##### Способ устранения:

- > Проверить топливную систему и измерить токсичность выхлопных газов



- > В случае использования датчика с подогревом (3 и более проводов) проверить управление подогревателем кислородного датчика и сам подогреватель датчика
- > Устранить неисправность
- > Заменить датчик

#### Загрязнение присадками

##### Внешний вид:

- > Избыточные отложения красного или белого цвета



##### Причина:

- > Загрязнение вследствие чрезмерного использования присадок или использования вредных присадок. Некоторые составляющие топливных присадок могут загрязнять чувствительный элемент датчика. При сжигании такого топлива в двигателе выделяются пары, которые приводят к загрязнению и/или засаливанию чувствительного элемента

##### Способ устранения:

- > Удалить присадки, прочистив двигатель и/или топливную систему
- > Заменить датчик

#### Загрязнение свинцом

##### Внешний вид:

- > Блестящие отложения темно-серого цвета



##### Причина:

- > Загрязнение вследствие использования этилированного топлива
- > Свинец разрушает платину, присутствующую как на чувствительном элементе датчика, так и в катализаторе

##### Способ устранения

- > Слить этилированный бензин и залить неэтилированный
- > Заменить датчик



#### ВНИМАНИЕ: Повторная проверка

Во всех случаях загрязненный датчик кислорода требует замены. Однако после замены датчика также важно проверить функционирование каталитического нейтрализатора. Загрязнение также может привести к неполадкам в нейтрализаторе, снизив его производительность.



### Часто задаваемые вопросы с ответами технических специалистов компании DENSO

#### **В1: Какую роль выполняет датчик кислорода в автомобиле?**

**О:** В целях снижения выбросов конструкция современных автомобилей предусматривает строгий контроль за количеством сжигаемого топлива. Элементом, играющим основную роль в этом процессе, является датчик кислорода (лямбда-зонд). Его задача заключается в совместной работе с системой впрыска, каталитическим нейтрализатором и электронным блоком управления (ЭБУ) для достижения наиболее низкого уровня выбросов двигателя, вредных для окружающей среды. Датчик кислорода контролирует процент несгоревшего кислорода в выхлопных газах автомобиля. Эти данные передаются в ЭБУ, который регулирует состав топливовоздушной смеси. Правильная топливовоздушная смесь обеспечивает эффективную работу каталитического нейтрализатора. Эта система очистки выхлопных газов удаляет максимально возможное количество вредных выбросов из выхлопных газов до того, как они покинут автомобиль.

#### **В2: Где находится датчик кислорода?**

**О:** Все новые автомобили и большинство автомобилей, выпущенных после 1980 г., оснащены датчиком кислорода. Он установлен в выхлопной трубе перед каталитическим нейтрализатором. Здесь он измеряет количество кислорода, присутствующего в выхлопных газах и передает информацию в ЭБУ, позволяя блоку рассчитать, какие изменения нужно внести в топливовоздушную смесь. Точное местонахождение датчика кислорода варьируется в зависимости от типа двигателя – с V-образным или рядным расположением цилиндров, а также в зависимости от марки и модели. Некоторые типовые схемы установки приведены в разделе Местонахождение датчика данного каталога.

#### **В3: Как конкретно работает датчик кислорода?**

**О:** Датчики кислорода работают совместно с системой впрыска, каталитическим нейтрализатором и системой управления двигателем или электронным блоком управления (ЭБУ) (Рис. 1), помогая добиться максимально низкого уровня выбросов двигателя, наносящих вред окружающей среде:

- > Датчик кислорода контролирует процентное содержание несгоревшего кислорода в выхлопных газах автомобиля;
- > В зависимости от содержания кислорода – слишком высокое (бедная смесь) или слишком низкое (богатая смесь) – датчик передает быстроизменяющийся сигнал в ЭБУ;
- > ЭБУ реагирует на сигнал изменением качества топливовоздушной смеси, поступающей в двигатель. Задача состоит в том, чтобы поддерживать соотношение топлива и воздуха в смеси близко к стехиометрической точке, которая представляет собой рассчитанное идеальное соотношение топлива и воздуха в смеси. В теории при таком соотношении все топливо сгорает полностью, используя при этом почти все количество кислорода в воздухе. Остаточный кислород должен присутствовать в количестве, как раз необходимом для эффективной работы каталитического нейтрализатора;

> После этого нейтрализатор производит обработку выхлопных газов до того, как они покинут автомобиль. Большинство современных автомобилей оснащены трехкомпонентным каталитическим нейтрализатором. Трехкомпонентный подразумевает три вида контролируемых (вредных) выбросов, уровень которых снижается с помощью нейтрализатора – монооксид углерода (CO), несгоревшие углеводороды (CH) и оксид азота (NOx). Точное количество кислорода в выхлопных газах важно для нейтрализатора, поскольку от этого зависит, насколько эффективно он сможет удалить эти вредные выбросы из выхлопных газов. При правильном количестве кислорода между кислородом и токсичными газами возникает химическая реакция, в результате которой из нейтрализатора выходят безвредные газы. Если нейтрализатор работает исправно, то этой химической реакцией поглощается весь кислород, содержащийся в выхлопных газах.

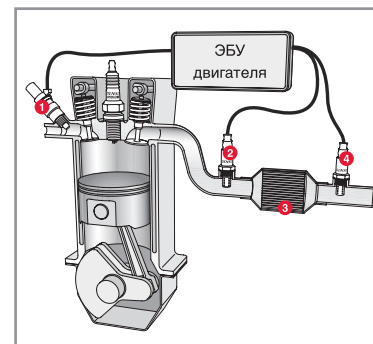


Рис. 1: Двигатель с каталитическим нейтрализатором и датчиками

1. Инжектор
2. Датчик кислорода перед каталитическим нейтрализатором
3. Каталитический нейтрализатор
4. Датчик кислорода после каталитического нейтрализатора

### В4: Как регулируется топливовоздушная смесь?

**О:** Когда датчик кислорода определяет уровень кислорода, содержащегося в выхлопных газах, ЭБУ получает от датчика сигнал и принимает решение о правильности соотношения топлива и воздуха в смеси. Количество впрыскиваемого топлива регулируется с помощью коррекции времени впрыска по сигналам обратной связи. Если смесь оказывается слишком богатой, количество впрыскиваемого топлива уменьшается, если слишком бедной – количество впрыскиваемого топлива увеличивается (Рис. 2). Цель заключается в том, чтобы добиться идеального соотношения топлива и воздуха в смеси, поступающей в двигатель (стехиометрическая точка).

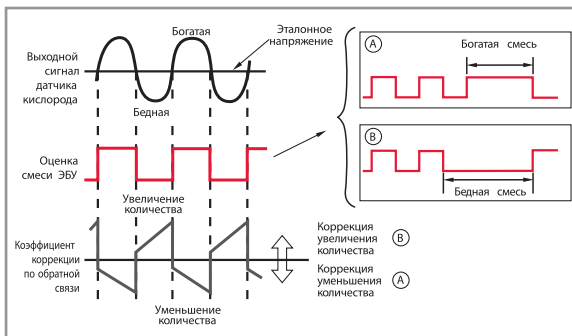


Рис. 2: Выходной сигнал датчика кислорода указывает на соотношение топлива и воздуха в смеси, сообщая ЭБУ, в какую сторону регулировать подачу топлива

### В5: Чему равно идеальное стехиометрическое соотношение?

**О:** Для бензина стехиометрическое соотношение, т.е. соотношение чистого сгорания, составляет около 14,7 к 1 (равно коэффициенту лямбда 1.00). Это означает, что на каждый килограмм топлива сжигается 14,7 килограмма воздуха (Рис. 3). Во время движения автомобиля состав топливной смеси отклоняется от идеального значения, поэтому его необходимо контролировать и регулировать. Иногда смесь может быть бедной (отношение воздуха к топливу выше 14,7), а иногда богатой.

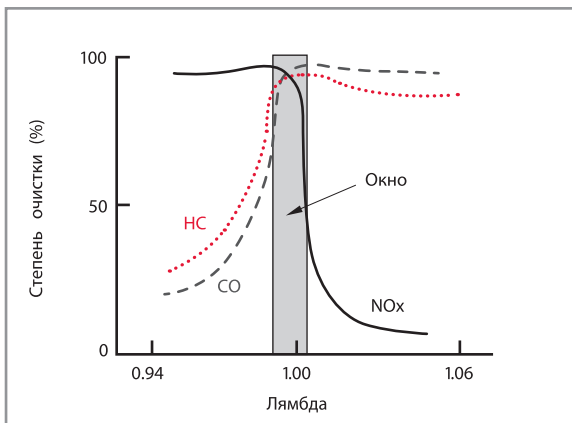


Рис. 3: Степень очистки каталитического нейтрализатора

### Q6: Почему на некоторых автомобилях устанавливается несколько датчиков кислорода?

**О:** Многие из недавно выпущенных автомобилей кроме датчика кислорода перед каталитическим нейтрализатором имеют второй датчик, установленный после него. Первый датчик, перед нейтрализатором, является основным и помогает блоку ЭБУ регулировать топливовоздушную смесь. Второй датчик, установленный после нейтрализатора, является контрольным. Он контролирует функционирование каталитического нейтрализатора.

### Q7: Как второй датчик кислорода проверяет эффективность работы каталитического нейтрализатора?

**О:** Датчик кислорода, установленный после каталитического нейтрализатора, контролирует его функционирование путем измерения уровня кислорода в выхлопных газах, выходящих из нейтрализатора. Если датчик выдает сигнал высокого напряжения (Рис. 4), нейтрализатор работает нормально. Это происходит потому, что, если нейтрализатор работает правильно, весь кислород в выхлопных газах поглощается химической реакцией, происходящей внутри между кислородом и вредными веществами. По мере износа каталитического нейтрализатора некоторое количество вредных газов и кислорода перестает участвовать в реакции и выходит из нейтрализатора без изменений. Таким образом, показания датчика кислорода после нейтрализатора будут постепенно приближаться к показаниям датчика, установленного до него, до тех пор, пока не станут одинаковыми (Рис. 5). Это указывает на выход из строя нейтрализатора.

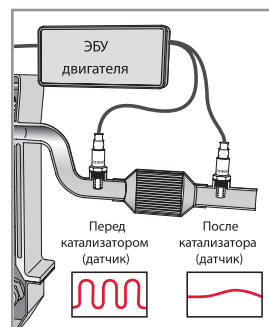


Рис. 4: Выходной сигнал при полностью исправном нейтрализаторе

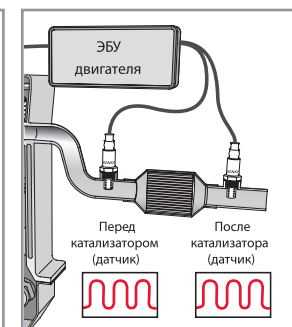


Рис. 5: Выходной сигнал при неисправном нейтрализаторе



### В8: С какой целью были разработаны датчики соотношения воздух/топливо?

**О:** Компания DENSO первой в мире разработала технологию датчиков соотношения воздух/топливо, предложив датчик с линейным сигналом, который помогает автомобилям соответствовать строгим стандартам уровня токсичности выбросов, начиная с EURO 3. В новой системе вместо обычного датчика кислорода используется датчик контроля соотношения топлива и воздуха в смеси.

RU

### В9: В чем заключается различие между циркониево-оксидными датчиками кислорода и датчиками соотношения воздух/топливо?

**О:** В целом датчики воздух/топливо обладают большей чувствительностью и эффективностью, чем обычные циркониево-оксидные датчики кислорода, благодаря способу измерения соотношения топлива и кислорода в смеси и различиям в выходных сигналах, сообщающих о результате измерений:

#### Соотношение топлива и воздуха

- > **Циркониево-оксидный датчик** показывает, выше или ниже соотношение топлива и воздуха коэффициента лямбда 1.00. ЭБУ двигателя постепенно изменяет количество подачи топлива до тех пор, пока датчик не начнет показывать, что соотношение опять неправильное. С этого момента ЭБУ опять начинает корректировать подачу топлива в другом направлении. Этот способ обеспечивает медленное и непрерывное плавание вокруг коэффициента лямбда 1.00, не позволяя при этом поддерживать точный коэффициент 1.00.
- > **Датчик соотношения воздух/топливо** показывает точное соотношение топлива и воздуха в смеси. Это означает, что ЭБУ двигателя точно знает, насколько это соотношение отличается от коэффициента лямбда 1.00 и, соответственно, насколько требуется корректировать подачу топлива, что позволяет ЭБУ изменять количество впрыскиваемого топлива и получать коэффициент лямбда 1.00 практически сразу.

#### Выходной сигнал

- > **Циркониево-оксидный датчик** выдает сигнал в виде небольшого напряжения в пределах от 0В до около 0,8В, постоянно колеблющегося от нижнего до верхнего значения вокруг лямбды 1.00 (Рис. 6)
- > **Датчик воздух/топливо** выдает сигнал в виде тока величиной в пределах от -10 мА до +10 мА, который имеет постоянное значение, пропорциональное соотношению топлива и воздуха в смеси (Рис. 7).

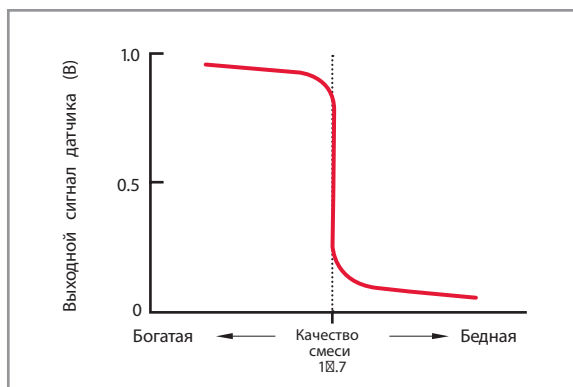


Рис. 6: Выходной сигнал циркониево-оксидного датчика

В итоге, особенно в изменяющихся условиях (резкие ускорения или замедления), в системах с циркониево-оксидным датчиком будет наблюдаться подача недостаточного или избыточного количества топлива, что приводит к снижению эффективности каталитического нейтрализатора.

При использовании датчика соотношения воздух/топливо ЭБУ двигателя будет замечать малейшие изменения в соотношении топлива и воздуха даже в изменяющихся условиях. Таким образом, ЭБУ сможет выполнять точную корректировку подачи топлива, что приведет к оптимальной обработке выхлопных газов каталитическим нейтрализатором и, как следствие, к более чистому воздуху, меньшему расходу топлива и улучшению общих характеристик управляемости автомобиля.

### В10: Что случится при выходе из строя датчика кислорода?

**О:** В случае выхода из строя датчика кислорода ЭБУ не получит сигнал о соотношении топлива и воздуха в смеси, поэтому он будет задавать количество подачи топлива наугад. Это может привести к менее эффективному использованию топлива и, как следствие, к увеличению его расхода. Это также может стать причиной потери эффективности каталитического нейтрализатора и потенциального повышения уровня токсичности выбросов.

### В11: Как часто требуется замена датчика кислорода?

**О:** DENSO рекомендует заменять датчик согласно указаниям изготовителя автомобиля. Тем не менее, следует проверять исправность и эффективность датчика кислорода при каждом техосмотре автомобиля – если двигатель старый или имеются признаки повышенного расхода масла, то интервалы между заменами датчика кислорода следует уменьшить.

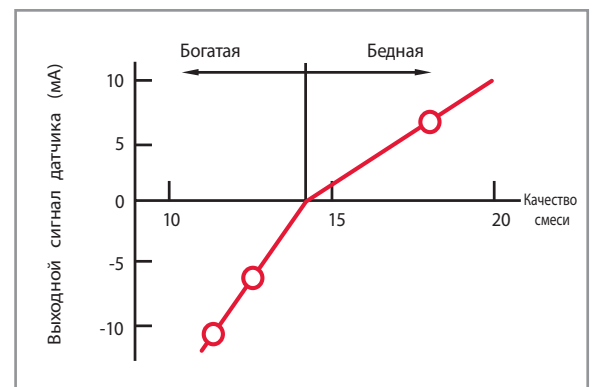














Рис. 7: Выходной сигнал датчика воздух/топливо



# DENSO Application Tables









			KW					L/R	Direct Fit		Universal	
									Before	After	Before	After
<b>ABARTH</b>												
500 / 595 (C) (312) (07-)												
1.4	Petrol	99/103/118/132/140	312 A1.000;312 A3.000;312 A9.000	08/08-					DOX-2006	DOX-2020	DOX-0150	DOX-0150
Grande PUNTO (05-12)												
1.4	Petrol	114/132	199 A8.000	12/07-12/12					DOX-2006	DOX-2020	DOX-0150	DOX-0150
<b>ACURA</b>												
LEGEND II (91-96)												
3.2	Petrol	151	C32A;C32A2	08/91-08/96				L/R			DOX-0109	
3.2	Petrol	151	C32A;C32A2	08/91-08/96				R	DOX-1459			
<b>ALFA ROMEO</b>												
145 / 146 (94-01)												
1.4 i.e. 16V T.Spark	Petrol	76	AR33503	11/96-01/01	M	Ch: >165088			DOX-1545		DOX-0120	
1.4 i.e. 16V T.Spark	Petrol	76	AR33503	12/96-01/01	M	Ch: >3174687			DOX-1545		DOX-0120	
1.4 i.e. 16V T.Spark	Petrol	76	AR33503	11/96-01/01	M	Ch: 165088>			DOX-2025		DOX-0150	
1.4 i.e. 16V T.Spark	Petrol	76	AR33503	12/96-01/01	M	Ch: 3174687>			DOX-2025		DOX-0150	
1.6 i.e.	Petrol	76	AR 33201	12/94-12/96					DOX-1545		DOX-0120	
1.6 i.e.	Petrol	76	AR 33201	10/94-12/96		Ch: >3014142			DOX-1545		DOX-0120	
1.6 i.e. 16V T.Spark	Petrol	88	AR67601	11/96-10/01		Ch: >165088			DOX-1545		DOX-0120	
1.6 i.e. 16V T.Spark	Petrol	88	AR67601	12/96-01/01		Ch: >3174687			DOX-1545		DOX-0120	
1.6 i.e. 16V T.Spark	Petrol	88	AR67601	11/96-10/01		Ch: 165088>			DOX-2025		DOX-0150	
1.6 i.e. 16V T.Spark	Petrol	88	AR67601	12/96-01/01		Ch: 3174687>			DOX-2025		DOX-0150	
1.7 i.e. 16V	Petrol	95	AR 33401	10/94-12/96					DOX-1545		DOX-0120	
1.8 i.e. 16V	Petrol	106	AR 32201	03/98-01/01					DOX-2025		DOX-0150	
1.8 i.e. 16V T.Spark	Petrol	103	AR67106	11/96-04/98					DOX-1545		DOX-0120	
1.8 i.e. 16V T.Spark	Petrol	106	AR 32201	03/98-01/01					DOX-2025		DOX-0150	
2.0 16V	Petrol	114	AR 32301	03/97-10/01					DOX-2025		DOX-0150	
2.0 16V T.Spark	Petrol	110	AR 67204	10/95-01/01					DOX-1545		DOX-0120	
147 (00-10)												
1.6 16V T.Spark	Petrol	88	AR 32104	01/01-03/10						DOX-2051		DOX-0150
1.6 16V T.Spark	Petrol	88	AR 32104	01/01-03/10				L/R	DOX-2006		DOX-0150	
1.6 16V T.Spark eco	Petrol	77	AR 37203	01/01-03/10					DOX-2006	DOX-2020	DOX-0150	DOX-0150
2.0 16V T.Spark	Petrol	110	AR 32310	01/01-03/10						DOX-2051		DOX-0150
2.0 16V T.Spark	Petrol	110	AR 32310	01/01-03/10				L/R	DOX-2006		DOX-0150	
3.2 GTA	Petrol	184	932 A.000	02/03-03/10				Front	DOX-2006			
3.2 GTA	Petrol	184	932 A.000	02/03-03/10				L		DOX-2051	DOX-0150	DOX-0150
155 (92-97)												
1.6 16V T.Spark	Petrol	88	AR 67601	05/96-12/97					DOX-1545		DOX-0120	
1.7 T.Spark	Petrol	83/85/103	AR 67103;AR 67105;AR 67106	04/93-12/97							DOX-0120	
1.8 T.Spark	Petrol	77/95	AR 67101;AR 67102;AR 67402	02/92-12/97							DOX-0120	
2.0 16V Turbo Q4	Petrol	137/140	AR 67203	01/92-12/97							DOX-0120	
2.0 T.Spark	Petrol	104/106	AR 67201;AR 67202	02/92-05/95							DOX-0120	
2.0 T.Spark	Petrol	110	AR 67204;AR 67299	03/95-12/97					DOX-1545		DOX-0120	
2.5 V6	Petrol	121	AR 67301;AR 67302;AR 67303	03/92-12/97							DOX-0120	
156 (97-06)												
1.6 16V T.Spark	Petrol	88	AR32103;AR32104	09/97-05/06						DOX-2051		DOX-0150
1.6 16V T.Spark	Petrol	88	AR32103;AR32104	09/97-05/06				L/R	DOX-2006		DOX-0150	
1.6 16V T.Spark	Petrol	82/88	AR 32102;AR32102;AR67601	09/97-05/06		Ch: 23373>			DOX-2025		DOX-0150	
1.8 16V T.Spark	Petrol	106	AR 32201	09/97-10/00						DOX-2051		DOX-0150
1.8 16V T.Spark	Petrol	106	AR 32201	05/00-10/00		Ch: 23373>			DOX-2025		DOX-0150	
1.8 16V T.Spark	Petrol	106	AR 32201	09/97-10/00				L/R	DOX-2006		DOX-0150	
1.8 16V T.Spark	Petrol	103	AR 32205	02/97-05/06						DOX-2051		DOX-0150
1.8 16V T.Spark	Petrol	103	AR 32205	02/97-05/06				L/R	DOX-2006		DOX-0150	
2.0 16V T.Spark	Petrol	110/114	AR 32301;AR 32310	09/97-06/02						DOX-2051		DOX-0150
2.0 16V T.Spark	Petrol	110/114	AR 32301;AR 32310	09/97-06/02				L/R	DOX-2006		DOX-0150	
2.0 JTS	Petrol	119/122	932 A2.000;937 A1.000	03/01-05/06				L/R		DOX-2020		DOX-0150
2.5 V6 24V	Petrol	140	AR 32401;AR 32402;AR 32405	02/97-05/06				Front	DOX-2006			
2.5 V6 24V	Petrol	140	AR 32401;AR 32402;AR 32405	02/97-05/06				Front/L			DOX-0150	DOX-0150
2.5 V6 24V	Petrol	140	AR 32401;AR 32402;AR 32405	02/97-05/06				L		DOX-2051		
3.2 GTA	Petrol	184	932 A.000	03/02-05/06				Front	DOX-2006			
3.2 GTA	Petrol	184	932 A.000	03/02-05/06				Front/L			DOX-0150	DOX-0150
3.2 GTA	Petrol	184	932 A.000	03/02-05/06				L		DOX-2051		

			KW					L/R	Direct Fit		Universal	
									Before	After	Before	After
<b>ALFA ROMEO continued</b>												
<b>159 (05-11)</b>												
1.8 TBI	Petrol	147	939 B1.000	05/09-12/12						DOX-2025		DOX-0150
<b>164 (87-98)</b>												
2.0 T.Spark	Petrol	106	AR 64103	09/92-09/98								DOX-0120
3.0 24V	Petrol	155	AR 64306;AR 66301;AR 66302	09/92-09/98								DOX-0120
3.0 24V Q4	Petrol	170	AR 64307;AR 64308	02/94-09/98			L/R					DOX-0120
3.0 V6	Petrol	132	AR 64303;AR 64305;AR 64399;AR 66303	09/92-09/98								DOX-0120
<b>166 (98-07)</b>												
2.0 T.Spark	Petrol	110	AR 36301	10/00-06/07					DOX-2006	DOX-2020	DOX-0150	DOX-0150
2.0 V6	Petrol	151	AR 34102	09/98-10/00					DOX-2025			DOX-0150
2.5 V6 24V	Petrol	138	AR 36201	10/00-06/07		For cyl: 4-6			DOX-2006			DOX-0150
2.5 V6 24V	Petrol	140	AR 34201	09/98-12/06					DOX-2025			DOX-0150
3.0 V6 24V	Petrol	162	AR 36101	10/00-06/07		For cyl: 4-6			DOX-2006			DOX-0150
3.0 V6 24V	Petrol	166	AR 34301;AR 34302	09/98-06/07					DOX-2025			DOX-0150
3.2 V6 24V	Petrol	176	936 A.000	10/03-06/07		For cyl: 4-6			DOX-2006			DOX-0150
<b>BRERA (06-10)</b>												
1.8 TBi	Petrol	147	939 B1.000	05/09-06/10								DOX-0150
<b>GIULIETTA (10-)</b>												
1.4 BiFuel	Petrol/ Liquified Petroleum Gas (LPG)	88	198 A4.000	12/11-02/17					DOX-2006	DOX-2006	DOX-0150	DOX-0150
1.4 TB	Petrol	85/88/ 125	198 A4.000;940 A2.000; 940 A6.000;940 B7.000	04/10-					DOX-2006	DOX-2006	DOX-0150	DOX-0150
1.4 TB	Petrol	77	940 B1.000;940 B8.000	04/11-					DOX-2006		DOX-0150	
1.6 JTDM	Diesel	77	940 A3.000	04/10-					DOX-2006	DOX-2006	DOX-0150	DOX-0150
<b>GT (03-10)</b>												
1.8 T.Spark	Petrol	103	AR 32205	11/03-09/10						DOX-2051		DOX-0150
1.8 T.Spark	Petrol	103	AR 32205	11/03-09/10			L/R		DOX-2006		DOX-0150	
2.0 JTS	Petrol	119/121	932 A2.000;937 A1.000	11/03-09/10			L/R			DOX-2020		DOX-0150
3.2 GTA	Petrol	176	936 A.000	11/03-09/10			Front		DOX-2006			
3.2 GTA	Petrol	176	936 A.000	11/03-09/10			Front /L				DOX-0150	DOX-0150
3.2 GTA	Petrol	176	936 A.000	11/03-09/10			L			DOX-2051		
<b>GTV (95-05)</b>												
1.8 16V	Petrol	106	AR 32201	05/98-10/05					DOX-2025		DOX-0150	
2.0 JTS	Petrol	121	937 A1.000	04/03-10/05			L/R			DOX-2020		DOX-0150
2.0 T.Spark 16V	Petrol	110	AR16201	06/95-04/98					DOX-1545		DOX-0120	
2.0 T.Spark 16V	Petrol	110	AR32310	08/00-10/05						DOX-2051		DOX-0150
2.0 T.Spark 16V	Petrol	110	AR32310	08/00-10/05			L/R		DOX-2006		DOX-0150	
2.0 T.Spark 16V	Petrol	114	AR 32301	09/97-03/03					DOX-2025		DOX-0150	
3.0 V6 24V	Petrol	160	AR 16105	10/00-10/05			L		DOX-2006	DOX-2051	DOX-0150	DOX-0150
3.0 V6 24V	Petrol	162	AR 16102	10/96-10/00			Primary		DOX-2025		DOX-0150	
3.0 V6 24V	Petrol	162	AR 16102	10/96-10/00			Seco ndary		DOX-2020			
3.2 V6 24V	Petrol	176	936 A6.000	04/03-10/05			L		DOX-2006	DOX-2051	DOX-0150	DOX-0150
<b>MITO (08-)</b>												
1.4	Petrol	51/58/70	199 A6.000;955 A1.000; 955 A9.000	08/08-					DOX-2006	DOX-2006	DOX-0150	DOX-0150
1.4 BiFuel	Petrol/ Liquified Petroleum Gas (LPG)	88	198 A4.000	01/09-					DOX-2006	DOX-2020	DOX-0150	DOX-0150
1.4 TJet	Petrol	88/110/ 114	198 A1.000;198 A4.000; 199 A8.000	08/08-					DOX-2006	DOX-2020	DOX-0150	DOX-0150
<b>SPIDER (94-05)</b>												
1.8 16V	Petrol	106	AR 32201	05/98-04/05					DOX-2025		DOX-0150	
2.0 JTS	Petrol	121	937 A1.000	04/03-04/05						DOX-2020		DOX-0150
2.0 T.Spark 16V	Petrol	110	AR16201	06/95-04/98					DOX-1545		DOX-0120	
2.0 T.Spark 16V	Petrol	110	AR32310	08/00-04/05			L/R		DOX-2006	DOX-2051		
2.0 T.Spark 16V	Petrol	110	AR32310	08/00-04/05			Left / Right				DOX-0150	DOX-0150
2.0 T.Spark 16V	Petrol	114	AR 32301	05/98-08/00					DOX-2025		DOX-0150	
3.0 V6	Petrol	141/160	AR 16101;AR 16105	09/94-04/05					DOX-1545		DOX-0120	
3.2 V6 24V	Petrol	176	936 A6.000	04/03-04/05			L		DOX-2006	DOX-2051	DOX-0150	DOX-0150

# Lambda Sensors







## Application Tables







			KW					L/R	Direct Fit		Universal	
									Before	After	Before	After
<b>ALFA ROMEO continued</b>												
<b>SPIDER (06-10)</b>												
1.8 TBI	Petrol	147	939 B1.000	05/09-03/11								DOX-0150
<b>ASTON MARTIN</b>												
<b>VANTAGE (05-)</b>												
4.3	Petrol	283	AM05;AM6U5	10/05-12/08				L/R		DOX-1716		DOX-0119
4.7 V8	Petrol	313	AM15	10/08-07/18				L/R		DOX-1716		DOX-0119
<b>AUDI</b>												
<b>80 (89, 8A, B3) (86-91)</b>												
1.6	Petrol	51	PP	08/87-09/91						DOX-1006		DOX-0125
1.8	Petrol	83	SD	09/86-07/88								DOX-0115
1.8 quattro	Petrol	83	SD	09/86-07/88	M							DOX-0115
1.8 S	Petrol	66	JN	09/86-10/91								DOX-0115
1.8 S	Petrol	66	PM	09/86-10/91					+ Catalyst	DOX-1351		DOX-0115
1.8 S	Petrol	66	NE;SF	08/86-10/91						DOX-1006		DOX-0125
1.8 S quattro	Petrol	66	JN	09/86-09/91	M							DOX-0115
1.8 S quattro	Petrol	66	NE;PM;SF	09/86-09/91	M					DOX-1006		DOX-0125
2.0	Petrol	82	AAD	10/90-08/91								DOX-0115
2.0	Petrol	82	AAD	10/90-08/91					+ Catalyst	DOX-1351		DOX-0115
2.0 E	Petrol	83	3A	08/88-10/90	ATM							DOX-0115
2.0 E	Petrol	83	3A	08/88-10/90	ATM				+ Catalyst	DOX-1351		DOX-0115
2.0 E	Petrol	83	3A	08/88-10/90	M							DOX-0115
2.0 E	Petrol	83	3A	08/88-10/90	M				+ Catalyst	DOX-1351		DOX-0115
2.0 E 16V	Petrol	101	6A	03/90-09/91	M							DOX-0115
2.0 E 16V quattro	Petrol	101	6A	03/90-08/91	M							DOX-0115
2.0 E quattro	Petrol	83	3A	08/88-09/90	M							DOX-0115
2.0 E quattro	Petrol	83	3A	08/88-09/90	M				+ Catalyst	DOX-1351		DOX-0115
2.0 quattro	Petrol	85	AAD	10/90-08/91	M							DOX-0115
2.0 quattro	Petrol	85	AAD	10/90-08/91	M				+ Catalyst	DOX-1351		DOX-0115
<b>80 (8C, B4) (91-96)</b>												
1.6	Petrol	52	ABM	01/92-12/94	M					DOX-1006		DOX-0125
1.6	Petrol	52	ABM	01/92-12/94	M				+ Catalyst	DOX-1381		DOX-0115
1.6 E	Petrol	74	ADA	06/93-07/95	M							DOX-0115
2.0	Petrol	66	ABT	09/91-06/95						DOX-1352		DOX-0116
2.0	Petrol	66	ABT	09/91-06/95					+ Catalyst	DOX-1381		DOX-0115
2.0 E	Petrol	85	ABK	09/91-07/95						DOX-1351		DOX-0115
2.0 E 16V	Petrol	103	ACE	08/92-07/95	M							DOX-0115
2.0 E 16V quattro	Petrol	103	ACE	04/92-07/95	M							DOX-0115
2.0 E quattro	Petrol	85	ABK	09/91-12/94	M					DOX-1351		DOX-0115
2.0 quattro	Petrol	79	ADW	11/93-06/95	M					DOX-1351		DOX-0115
2.2 RS2 quattro	Petrol	232	ADU	03/94-05/95								DOX-0150
2.2 S2 quattro	Petrol	169	ABY	02/93-07/95	M							DOX-0150
2.3 E	Petrol	98	NG	09/91-12/94								DOX-0115
2.3 E	Petrol	98	NG	07/92-06/95	M							DOX-0115
2.3 E quattro	Petrol	98	NG	09/91-12/94	M							DOX-0115
2.6	Petrol	110	ABC	07/92-06/95					+ Catalyst	DOX-1381		DOX-0115
2.6	Petrol	110	ABC	07/92-07/95	ATM				+ Catalyst	DOX-1381		DOX-0115
2.6	Petrol	110	ABC	07/92-07/95	ATM			L/R		DOX-1352		DOX-0116
2.6	Petrol	110	ABC	07/92-06/95	M				+ Catalyst	DOX-1381		DOX-0115
2.6	Petrol	110	ABC	07/92-07/95	M			L/R		DOX-1352		DOX-0116
2.6 quattro	Petrol	110	ABC	06/92-08/94	M				+ Catalyst	DOX-1381		DOX-0115
2.6 quattro	Petrol	110	ABC	06/92-07/95	M			L/R		DOX-1352		DOX-0116
2.8	Petrol	128	AAH;AFC	09/91-07/92					Ch: >N-300 000	L/R	DOX-1352	DOX-0116
2.8	Petrol	128	AAH;AFC	08/92-01/96					Ch: >P-000 001>	L/R	DOX-1381	DOX-0115
2.8 quattro	Petrol	128	AAH;AFC	09/91-02/93	M				Ch: >P-190 000	L/R	DOX-1352	DOX-0116
2.8 quattro	Petrol	128	AAH;AFC	09/91-08/94	M				Ch: >P-190 001>	L/R	DOX-1381	DOX-0115
<b>90 (89, 8A, B3) (87-91)</b>												
2.0	Petrol	85	PS	07/88-07/88	ATM							DOX-0115
2.0	Petrol	85	PS	07/88-09/91	M							DOX-0115
2.2 E	Petrol	100	KV	10/88-07/91	ATM							DOX-0115
2.3 E	Petrol	98/100	NG	08/87-09/91								DOX-0115
2.3 E	Petrol	100	NG	03/90-07/91	ATM							DOX-0115
2.3 E 20V	Petrol	125	7A	08/88-07/89	ATM							DOX-0115
2.3 E 20V	Petrol	125	7A	08/88-07/91	M							DOX-0115
2.3 E quattro	Petrol	98/100	NG	04/87-07/91	M							DOX-0115
<b>100 (43, C2) (76-83)</b>												
2.1	Petrol	85/100	WB;WC;WE;WG;WK	03/77-02/83						DOX-1006		DOX-0125















# Lambda Sensors







## Application Tables

			KW					L/R	Direct Fit		Universal	
									Before	After	Before	After
<b>AUDI continued</b>												
<b>100 (44, C3) (82-91)</b>												
1.8 Cat	Petrol	66	PH							DOX-1006		DOX-0125
1.8 Cat quattro	Petrol	66	PH							DOX-1006		DOX-0125
2.0	Petrol	85	KP							DOX-1006		DOX-0125
2.0 E	Petrol	85	KP							DOX-1006		DOX-0125
<b>100 (4A, C4) (90-94)</b>												
2.0	Petrol	74	AAE							DOX-1352		DOX-0116
2.0	Petrol	74	AAE							DOX-1351		DOX-0115
2.0	Petrol	74	AAE							DOX-1352		DOX-0116
2.0	Petrol	74	AAE							DOX-1351		DOX-0115
2.0 E	Petrol	85	ABK									DOX-0115
2.0 E	Petrol	74	AAE							DOX-1352		DOX-0116
2.0 E	Petrol	74	AAE							DOX-1351		DOX-0115
2.0 E	Petrol	85	AAD									DOX-0115
2.0 E	Petrol	85	AAD							+ Catalyst		DOX-0115
2.0 E 16V	Petrol	103	ACE									DOX-0115
2.0 E 16V quattro	Petrol	103	ACE									DOX-0115
2.0 E quattro	Petrol	85	AAD									DOX-0115
2.0 E quattro	Petrol	85	AAD							+ Catalyst		DOX-0115
2.2 S4 Turbo quattro	Petrol	169	AAN									DOX-0115
2.2 S4 Turbo quattro	Petrol	169	AAN							+ Catalyst		DOX-0115
2.2 S4 Turbo quattro	Petrol	169	AAN									DOX-0115
2.2 S4 Turbo quattro	Petrol	169	AAN							ATM		DOX-0115
2.2 S4 Turbo quattro	Petrol	169	AAN							ATM + Catalyst		DOX-0115
2.2 S4 Turbo quattro	Petrol	169	AAN							M		DOX-0115
2.2 S4 Turbo quattro	Petrol	169	AAN							M + Catalyst		DOX-0115
2.3 E	Petrol	98	AAR									DOX-0115
2.3 E quattro	Petrol	98	AAR							M		DOX-0115
2.6	Petrol	102/110	ABC;ACZ									DOX-0116
2.6	Petrol	102/110	ABC;ACZ							+ Catalyst		DOX-0115
2.6 E quattro	Petrol	102	ACZ									DOX-0116
2.6 E quattro	Petrol	102	ACZ							+ Catalyst		DOX-0115
2.6 quattro	Petrol	110	ABC									DOX-0116
2.6 quattro	Petrol	110	ABC							+ Catalyst		DOX-0115
2.6 quattro	Petrol	110	ABC							ATM		DOX-0116
2.6 quattro	Petrol	110	ABC							ATM + Catalyst		DOX-0115
2.6 quattro	Petrol	110	ABC							M		DOX-0116
2.6 quattro	Petrol	110	ABC							M + Catalyst		DOX-0115
2.8 E	Petrol	128	AAH									DOX-0116
2.8 E	Petrol	128	AAH							+ Catalyst		DOX-0115
2.8 E quattro	Petrol	128	AAH							ATM		DOX-0116
2.8 E quattro	Petrol	128	AAH							ATM + Catalyst		DOX-0115
2.8 E quattro	Petrol	128	AAH							M		DOX-0116
2.8 E quattro	Petrol	128	AAH							M + Catalyst		DOX-0115
<b>A1 (8X) (10-18)</b>												
1.2 TFSI	Petrol	63	CBZA									DOX-1704
1.4 TFSI	Petrol	90/136	CAVG;CAXA;CNVA									DOX-2041
<b>A2 (8Z) (00-05)</b>												
1.4	Petrol	55	AUA;BBY									DOX-0119
<b>A3 (8L) (96-03)</b>												
1.6	Petrol	75	AEH;AKL									DOX-2012
1.6	Petrol	75	AEH;AKL							Ch: V-095 001>		DOX-1551
1.6	Petrol	75	AEH;AKL							Ch: V-095 001> W-150 000		DOX-0117
1.6	Petrol	75	AEH;AKL							ATM		DOX-0150
1.6	Petrol	75	AEH							Ch: >V-095 000		DOX-1552
1.6	Petrol	75	AVU;BFQ									DOX-2000
1.6	Petrol	75	APF									DOX-2008
1.8	Petrol	92	AGN									DOX-1551
1.8	Petrol	92	APG									DOX-2000
1.8 S3 quattro	Petrol	154	AMK;APY;AUL									DOX-2000
1.8 S3 quattro	Petrol	154	AMK;APY;AUL									DOX-2015
1.8 S3 quattro	Petrol	154	AMK;APY;AUL									DOX-0150
1.8 S3 quattro	Petrol	165	BAM									DOX-2008
1.8 T	Petrol	110	AGU									DOX-0117
1.8 T	Petrol	110	AGU							Ch: > 8L-V-050-000		DOX-1362

			KW					L/R	Direct Fit		Universal	
									Before	After	Before	After
<b>AUDI continued</b>												
<b>A3 (8L) (96-03) continued</b>												
1.8 T	Petrol	110	AGU	12/96-05/03			Ch: 8L-V-050-000> 8L-V-150 000		DOX-1173			
1.8 T	Petrol	110	AGU	12/96-05/03			Ch: 8L-W-000 001>		DOX-1551			
1.8 T	Petrol	132	APP;ARY;AUQ	12/98-05/03								DOX-0150
1.8 T	Petrol	110	AUM	12/96-05/03					DOX-2027			DOX-0150
1.8 T	Petrol	110/132	AJQ;APP;AQA;ARZ	12/96-05/03					DOX-2027		DOX-0150	
1.8 T	Petrol	132	APP	12/98-05/03					DOX-2000			
1.8 T	Petrol	132	ARY;AUQ	12/98-05/03					DOX-2027			
1.8 T quattro	Petrol	110	AGU	12/96-05/03			Ch: W-000 001>		DOX-1551		DOX-0117	
1.8 T quattro	Petrol	110/132	ARX;ARY	12/96-05/03					DOX-2008			DOX-0150
1.8 T quattro	Petrol	110/132	AJQ;AQA	12/96-05/03					DOX-2047		DOX-0150	
<b>A3 (8P) (03-13)</b>												
1.2 TSI	Petrol	77	CBZB	04/10-03/13					DOX-1704			DOX-0119
1.4 TFSI	Petrol	92	CAXC	09/07-03/13					DOX-1702			DOX-0119
1.4 TFSI	Petrol	92	CAXC	09/07-03/13			Euro 4		DOX-1703		DOX-0119	
1.6	Petrol	75	BGU;BSE;BSF	05/03-03/13					DOX-1702			DOX-0119
1.6 E-Power	Petrol/ Ethanol	75	CCSA;CMXA	01/11-03/13					DOX-1702			DOX-0119
1.6 FSI	Petrol	85	BLF	08/03-09/07					DOX-2016			DOX-0150
1.8 TFSI	Petrol	118	CDAA	11/06-03/13					DOX-2041			DOX-0150
1.8 TFSI	Petrol	118	BYT	11/06-03/13					DOX-2061		DOX-0150	
1.8 TFSI quattro	Petrol	118	CDAA	07/08-03/13					DOX-2016			DOX-0150
1.8 TFSI quattro	Petrol	118	CDAA	07/08-03/13	M							DOX-0150
2.0 FSI	Petrol	110	BLR;BLY;BVY;BVZ	05/03-06/08					DOX-2069			DOX-0150
2.0 FSI	Petrol	110	AXW;BLX;BMB	05/03-06/08				L/R	DOX-2069			DOX-0150
2.0 S3 quattro	Petrol	188/195	BHZ;BZC;CDLA;CDLC	11/06-03/13								DOX-0150
2.0 S3 quattro	Petrol	195	BHZ	11/06-03/13					DOX-2016			
2.0 TFSI	Petrol	147	AXX;BPY;BWA	09/04-03/13					DOX-2016			DOX-0150
2.0 TFSI	Petrol	147	CBFA;CCZA	09/04-03/13					DOX-2041			DOX-0150
2.0 TFSI quattro	Petrol	147	AXX;BPY;BWA	09/04-03/13					DOX-2016			DOX-0150
2.5 RS3 quattro	Petrol	250	CEPA	01/11-12/12					DOX-2041			DOX-0150
3.2 V6 quattro	Petrol	184	BDB;BMJ;BUB	07/03-05/09			For cyl: 1-3					DOX-0150
3.2 V6 quattro	Petrol	184	BDB;BMJ;BUB	07/03-05/09			For cyl: 4-6					DOX-0150
3.2 V6 quattro	Petrol	184	BDB;BMJ;BUB	07/03-05/09			Ch: 8P-5-000-001> 8P-7-250-000, For cyl: 1-3		DOX-2036			
3.2 V6 quattro	Petrol	184	BDB;BMJ;BUB	07/03-05/09			Ch: 8P-5-000-001> 8P-7-250-000, For cyl: 4-6		DOX-2036			
3.2 V6 quattro	Petrol	184	BDB	07/03-05/09			Ch: > 8P-4-200-000, For cyl: 1-3		DOX-2041			
3.2 V6 quattro	Petrol	184	BDB	07/03-05/09			Ch: > 8P-4-200-000, For cyl: 4-6		DOX-2036			
<b>A3 (8V) (12-)</b>												
1.2 TFSI	Petrol	77	CJZA	02/13-					DOX-1707		DOX-0121	
1.4 TFSI	Petrol	90/92	CMBA;CXSA;CXSB;CZCA	04/12-					DOX-1707		DOX-0121	
1.4 TSI	Petrol	110	CZEA	05/14-					DOX-1707		DOX-0121	
<b>A3 Convertible (8P7) (08-13)</b>												
1.2 TFSI	Petrol	77	CBZB	03/10-05/13					DOX-1704			DOX-0119
1.4 TFSI	Petrol	92	CAXC	02/11-05/13					DOX-2016			DOX-0150
1.6	Petrol	75	BSE	09/08-05/10					DOX-1702			DOX-0119
1.8 TFSI	Petrol	118	CDAA	04/08-05/13					DOX-2041			DOX-0150
1.8 TFSI	Petrol	118	BZB	04/08-05/13							DOX-0150	
2.0 TFSI	Petrol	147	CCZA	04/08-05/13					DOX-2041			DOX-0150
2.0 TFSI	Petrol	147	CAWB	04/08-05/13							DOX-0150	
<b>A3 Convertible (8V7) (13-)</b>												
1.4 TFSI	Petrol	92	CXSB;CZCA	02/14-					DOX-1707		DOX-0121	
1.4 TSI	Petrol	110	CZEA	05/14-					DOX-1707		DOX-0121	
<b>A4 (8D, B5) (94-01)</b>												
1.6	Petrol	75	ADP;AHL	11/94-09/01					DOX-1362		DOX-0117	
1.6	Petrol	75	AHL;ARM	10/96-09/01	ATM				DOX-1362		DOX-0117	
1.6	Petrol	75	AHL;ARM	10/96-09/01	M				DOX-1362		DOX-0117	
1.6	Petrol	75	ANA	07/99-09/01					DOX-1589	DOX-1566	DOX-0121	DOX-0119
1.8	Petrol	85/92	ADR;AFY	11/94-09/01					DOX-1362		DOX-0117	







			KW					L/R	Direct Fit		Universal	
									Before	After	Before	After
<b>AUDI continued</b>												
<b>A4 (8D, B5) (94-01) continued</b>												
1.8	Petrol	85/92	ADR;AFY	11/94-09/01						DOX-2012		DOX-0150
1.8	Petrol	92	APT;ARG	02/96-09/01						DOX-2012		DOX-0150
1.8 quattro	Petrol	92	ADR	01/95-09/01	M					DOX-1362		DOX-0117
1.8 quattro	Petrol	92	ADR	01/95-09/01	M					DOX-2012		DOX-0150
1.8 quattro	Petrol	92	APT;ARG	02/99-09/01	M					DOX-2012		DOX-0150
1.8 T	Petrol	110	APU	01/95-09/01						DOX-1173		DOX-0117
1.8 T	Petrol	110	APU	01/95-09/01						DOX-2012		DOX-0150
1.8 T	Petrol	110	AEB	01/95-11/00					Ch: >T-400 000	DOX-2035		DOX-0150
1.8 T	Petrol	110	AEB	08/96-11/00					Ch: >V-400 000	DOX-1173		DOX-0117
1.8 T	Petrol	110	AEB	08/97-09/01					Ch: W-000 001>	DOX-1173		DOX-0117
1.8 T	Petrol	110	AEB	03/96-09/01	ATM				Ch: >T-400 000	DOX-2035		DOX-0150
1.8 T	Petrol	110	AEB	08/96-09/01	ATM				Ch: >V-400 000	DOX-1173		DOX-0117
1.8 T	Petrol	110	AEB	07/96-09/01	ATM				Ch: V-000 001>	DOX-1173		DOX-0117
1.8 T	Petrol	110	AEB	03/96-09/01	M				Ch: >T-400 000	DOX-2035		DOX-0150
1.8 T	Petrol	110	AEB	07/96-09/01	M				Ch: V-000 001> V-400 000	DOX-1173		DOX-0117
1.8 T	Petrol	132	AJL	12/97-07/98	ATM				Ch: w-000 001>	DOX-1173		DOX-0117
1.8 T	Petrol	132	AJL	12/97-12/98	M					DOX-1173		DOX-0117
1.8 T	Petrol	110	ANB	02/99-09/01						DOX-2012	DOX-2008	DOX-0150 DOX-0150
1.8 T quattro	Petrol	110	APU	01/95-09/01	M					DOX-1173		DOX-0117
1.8 T quattro	Petrol	110	APU	01/95-09/01	M					DOX-2012		DOX-0150
1.8 T quattro	Petrol	110	AEB	01/95-09/01	M				Ch: >T-400 000	DOX-2035		DOX-0150
1.8 T quattro	Petrol	110	AEB	01/95-09/01	M				Ch: V-000 001> V-400 000	DOX-1173		DOX-0117
1.8 T quattro	Petrol	110	AEB	01/95-09/01	M				Ch: W-000 001>	DOX-1173		DOX-0117
1.8 T quattro	Petrol	132	AJL	12/97-09/01	M					DOX-1173		DOX-0117
1.8 T quattro	Petrol	110	ANB	07/99-09/01	M					DOX-2012	DOX-2008	DOX-0150 DOX-0150
1.8 T quattro	Petrol	110	AWT	06/00-11/00	M						DOX-2008	DOX-0150
1.8 T quattro	Petrol	110	ARK	02/99-07/99	M					DOX-2012		DOX-0150
2.4	Petrol	121	AGA;ALF	08/97-09/01				L/R				DOX-0114
2.4	Petrol	121	AJG	08/97-11/00	M			L/R				DOX-0114
2.4	Petrol	121	APS;APZ;ARJ	02/99-09/01				L/R	DOX-2010			DOX-0150
2.4 quattro	Petrol	121	AGA	08/97-09/01				L/R				DOX-0114
2.4 quattro	Petrol	121	ALF	08/97-09/01	M			L/R				DOX-0114
2.4 quattro	Petrol	121	AJG;APZ	08/97-09/01	M			L/R	DOX-2010			DOX-0114
2.4 quattro	Petrol	121	AJG;APZ	08/97-09/01	M			L/R				DOX-0150
2.4 quattro	Petrol	121	AML	07/99-09/01	M			L/R	DOX-2010	DOX-2035	DOX-0150	DOX-0150
2.4 quattro	Petrol	121	APS	02/99-09/01				L/R	DOX-2010			DOX-0150
2.4 quattro	Petrol	121	APS	02/99-11/00	ATM			L/R	DOX-2010			DOX-0150
2.4 quattro	Petrol	121	APS;ARJ	02/99-09/01	M			L/R	DOX-2010			DOX-0150
2.7 RS4	Petrol	280	AZR	04/01-09/01	ATM			L/R	DOX-2010	DOX-2035	DOX-0150	DOX-0150
2.7 RS4	Petrol	280	ASJ;AZR	05/00-09/01	M			L/R	DOX-2010	DOX-2035	DOX-0150	DOX-0150
2.7 S4 quattro	Petrol	195	AGB	09/97-09/01	M			L/R	DOX-2010	DOX-2035	DOX-0150	DOX-0150
2.8	Petrol	142	ACK;ALG	10/96-09/01				L/R				DOX-0114
2.8	Petrol	142	APR;AQD	01/99-09/01				L/R	DOX-2010			DOX-0150
2.8 quattro	Petrol	142	ACK;ALG	10/96-09/01				L/R				DOX-0114
2.8 quattro	Petrol	142	AMX	07/99-09/01				L/R	DOX-2010	DOX-2035	DOX-0150	DOX-0150
2.8 quattro	Petrol	142	APR;AQD	02/99-09/01				L/R	DOX-2010			DOX-0150
<b>A4 (8E, B6) (00-04)</b>												
1.6	Petrol	75	ALZ	11/00-12/04						DOX-1589	DOX-1566	DOX-0121 DOX-0119
1.8 T	Petrol	110/120/ 125	AMB;AVJ;BFB	11/00-12/04							DOX-2008	DOX-0150
1.8 T	Petrol	140	BEX	11/02-12/04							DOX-2008	DOX-0150
1.8 T	Petrol	140	BEX	11/02-12/04							DOX-2030	
1.8 T quattro	Petrol	110/120/ 125	AMB;AVJ;AWM;BFB	11/00-12/04							DOX-2008	DOX-0150
1.8 T quattro	Petrol	140	BEX	11/02-12/04							DOX-2008	DOX-0150
1.8 T quattro	Petrol	140	BEX	11/02-12/04							DOX-2030	
2.0	Petrol	96	ALT	11/00-12/04							DOX-2008	DOX-0150
2.0 FSI	Petrol	110	AWA	07/02-12/04							DOX-2008	DOX-0150
2.4	Petrol	120/125	AMM;BDV	09/01-12/04				L/R	DOX-2008	DOX-2008	DOX-0150	DOX-0150
3.0	Petrol	162	AVK	09/01-06/02	ATM			L			DOX-2008	
3.0	Petrol	162	AVK	09/01-06/02	ATM			L/R				DOX-0150
3.0 quattro	Petrol	162	AVK	09/01-06/02	ATM			L			DOX-2008	
3.0 quattro	Petrol	162	AVK	09/01-06/02	ATM			L/R				DOX-0150
4.2 S4 quattro	Petrol	253	BBK;BHF	03/03-12/04	ATM			L/R			DOX-2008	DOX-0150

			KW					L/R	Direct Fit		Universal	
									Before	After	Before	After
<b>AUDI continued</b>												
<b>A4 (8E, B6) (00-04) continued</b>												
4.2 S4 quattro	Petrol	253	BBK;BHF	03/03-12/04	ATM			L/R		DOX-2030		
4.2 S4 quattro	Petrol	253	BBK;BHF	03/03-12/04	M			L/R		DOX-2008		DOX-0150
4.2 S4 quattro	Petrol	253	BBK;BHF	03/03-12/04	M			L/R		DOX-2030		
<b>A4 (8E, B7) (04-08)</b>												
1.6	Petrol	75	ALZ	11/04-06/08					DOX-1589	DOX-1566	DOX-0121	DOX-0119
1.8 T	Petrol	120	BFB	11/04-06/08						DOX-2008		DOX-0150
1.8 T quattro	Petrol	120	BFB	11/04-06/08						DOX-2008		DOX-0150
2.0	Petrol	96	ALT	11/04-06/08						DOX-2008		DOX-0150
2.0 TFSI	Petrol	125/147/162	BGB;BPG;BPJ;BUL;BWE;BWT;BYK	11/04-06/08						DOX-2036		DOX-0150
2.0 TFSI quattro	Petrol	147/162	BGB;BPG;BUL;BWE;BWT	11/04-06/08						DOX-2036		DOX-0150
3.2 FSI	Petrol	188	AUK	01/05-06/08				L		DOX-1702		
3.2 FSI	Petrol	188	AUK	01/05-06/08				L/R				DOX-0119
3.2 FSI	Petrol	188	AUK	01/05-06/08				R		DOX-1701		
3.2 FSI quattro	Petrol	188	AUK;BKH	01/05-06/08				L		DOX-1702		
3.2 FSI quattro	Petrol	188	AUK;BKH	01/05-06/08				L/R				DOX-0119
3.2 FSI quattro	Petrol	188	AUK;BKH	01/05-06/08				R		DOX-1701		
4.2 RS4	Petrol	309	BNS	09/05-06/08		For cyl: 1-4				DOX-2016		DOX-0150
4.2 RS4	Petrol	309	BNS	09/05-06/08		For cyl: 5-8				DOX-2036		DOX-0150
4.2 S4 quattro	Petrol	253	BBK;BHF	11/04-06/08				L/R		DOX-2023		DOX-0150
<b>A4 (8K, B8) (07-15)</b>												
1.8 TFSI	Petrol	125	CJEB	11/11-12/15								DOX-0150
1.8 TFSI	Petrol	88/118	CABA;CABB;CDHA;CDHB	11/07-12/15						DOX-2041		DOX-0150
1.8 TFSI quattro	Petrol	125	CJEB	11/11-12/15								DOX-0150
1.8 TFSI quattro	Petrol	118	CDHB	09/08-03/12						DOX-2041		DOX-0150
2.0 TFSI	Petrol	132/155	CAEA;CAEB;CDNB;CDNC;CFKA	06/08-12/15						DOX-2041		DOX-0150
2.0 TFSI FlexFuel	Petrol/Ethanol	132	CFKA	11/09-12/15						DOX-2041		DOX-0150
2.0 TFSI FlexFuel quattro	Petrol/Ethanol	132	CFKA	11/09-12/15						DOX-2041		DOX-0150
2.0 TFSI quattro	Petrol	155	CAEB;CDNC;CPMA	06/08-12/15						DOX-2041		DOX-0150
3.0 S4 quattro	Petrol	245	CAKA;CCBA	11/08-12/15				L/R		DOX-1702		DOX-0119
3.0 TFSI quattro	Petrol	200	CMUA	02/12-12/15				L/R		DOX-1702		DOX-0119
3.2 FSI	Petrol	195	CALA	09/08-03/12				L/R		DOX-1702		DOX-0119
3.2 FSI quattro	Petrol	195	CALA	11/07-03/12				L/R		DOX-1702		DOX-0119
<b>A4 Allroad (8KH) (09-16)</b>												
2.0 TFSI quattro	Petrol	155	CDNC;CPMA	04/09-05/16						DOX-2041		DOX-0150
<b>A4 Convertible (8H, B6, B7) (02-09)</b>												
1.8 T	Petrol	120	BFB	07/02-12/05						DOX-2008		DOX-0150
1.8 T quattro	Petrol	120	BFB	05/03-12/05						DOX-2008		DOX-0150
2.0	Petrol	96	ALT	09/04-12/05						DOX-2008		DOX-0150
2.0 TFSI 16V	Petrol	147	BWE;BWT	01/06-03/09						DOX-2036		DOX-0150
2.4	Petrol	120/125	AMM;BDV	04/02-12/05				L/R	DOX-2008	DOX-2008	DOX-0150	DOX-0150
3.0	Petrol	160/162	ASN;AVK;BBJ;BGN	04/02-12/05				L		DOX-2030		
3.0	Petrol	160/162	ASN;AVK;BBJ;BGN	04/02-12/05				L/R		DOX-2023		DOX-0150
3.0	Petrol	160	BBJ	04/02-12/05				R		DOX-2023		
3.0 quattro	Petrol	162	ASN;AVK;BGN	05/03-12/05				L		DOX-2030		
3.0 quattro	Petrol	162	ASN;AVK;BGN	05/03-12/05				L/R		DOX-2023		DOX-0150
3.2 FSI	Petrol	188	AUK	01/06-03/09				L		DOX-1702		
3.2 FSI	Petrol	188	AUK	01/06-03/09				L/R				DOX-0119
3.2 FSI	Petrol	188	AUK	01/06-03/09				R		DOX-1701		
3.2 FSI quattro	Petrol	188	AUK;BKH	01/06-03/09				L		DOX-1702		
3.2 FSI quattro	Petrol	188	AUK;BKH	01/06-03/09				L/R				DOX-0119
3.2 FSI quattro	Petrol	188	AUK;BKH	01/06-03/09				R		DOX-1701		
4.2 RS4 quattro	Petrol	309	BNS	02/06-12/08		For cyl: 1-4				DOX-2016		DOX-0150
4.2 RS4 quattro	Petrol	309	BNS	02/06-12/08		For cyl: 5-8				DOX-2036		DOX-0150
4.2 S4 quattro	Petrol	253	BBK;BHF	03/04-12/05				L/R		DOX-2023		DOX-0150
<b>A5 (8T, 8F) (07-17)</b>												
1.8 TFSI	Petrol	106/125/130	CABD;CJEB;CJED;CJEE	10/07-01/17								DOX-0150
1.8 TFSI	Petrol	118/125	CABD;CDHB	10/07-03/12						DOX-2041		DOX-0150
2.0 TFSI	Petrol	132/155	CAEB;CDNB;CDNC	06/08-06/14						DOX-2041		DOX-0150
2.0 TFSI quattro	Petrol	155	CAEB;CDNC;CPMA	06/08-01/17						DOX-2041		DOX-0150
3.0 S4 quattro	Petrol	245	CAKA	06/09-01/17				L/R		DOX-1702		DOX-0119
3.0 TFSI quattro	Petrol	200	CHMB;CMUA;CRED	11/11-01/17				L/R		DOX-1702		DOX-0119
3.2 FSI	Petrol	195	CALA	06/07-03/12				L/R		DOX-1702		DOX-0119



			KW					L/R	Direct Fit		Universal	
									Before	After	Before	After
<b>AUDI continued</b>												
<b>A5 (8T, 8F) (07-17) continued</b>												
3.2 FSI quattro	Petrol	195	CALA					L/R		DOX-1702		DOX-0119
4.2 S5 quattro	Petrol	260	CAUA					L/R				DOX-0150
<b>A6 (4A, C4) (94-97)</b>												
1.8	Petrol	92	ADR							DOX-1171		DOX-0117
1.8 quattro	Petrol	92	ADR			M				DOX-1171		DOX-0117
2.0	Petrol	85	ABK									DOX-0115
2.0	Petrol	74	AAE			M				DOX-1352		DOX-0116
2.0	Petrol	74	AAE			M	+ Catalyst			DOX-1351		DOX-0115
2.0 16V	Petrol	103	ACE			M						DOX-0115
2.0 16V quattro	Petrol	103	ACE			M						DOX-0115
2.2 S6 Turbo quattro	Petrol	169	AAN									DOX-0115
2.2 S6 Turbo quattro	Petrol	169	AAN									DOX-0150
2.2 S6 Turbo quattro	Petrol	169	AAN				+ Catalyst			DOX-1351		DOX-0115
2.3	Petrol	98	AAR			M						DOX-0115
2.3 quattro	Petrol	98	AAR			M						DOX-0115
2.6	Petrol	102/110	ABC;ACZ							DOX-1352		DOX-0116
2.6 quattro	Petrol	110	ABC							DOX-1381		DOX-0115
2.6 quattro	Petrol	110	ABC			M				DOX-1381		DOX-0115
2.8	Petrol	142	ACK									DOX-0114
2.8	Petrol	128	AAH;AEJ							DOX-1381		DOX-0115
2.8 quattro	Petrol	142	ACK									DOX-0114
2.8 quattro	Petrol	128	AAH							DOX-1381		DOX-0115
2.8 quattro	Petrol	128	AEJ			M				DOX-1381		DOX-0115
4.2 S6 Plus quattro	Petrol	240	AHK			M		L/R	DOX-1363			DOX-0117
<b>A6 (4B, C5) (97-05)</b>												
1.8	Petrol	85/92	AFY;AJP				Ch: >X-036 900			DOX-1362		DOX-0117
1.8	Petrol	85/92	AFY;AJP				Ch: X-036 901>			DOX-2012		DOX-0150
1.8	Petrol	92	AJP			ATM	Ch: X-036 901>			DOX-2012		DOX-0150
1.8	Petrol	92	AJP			M	Ch: X-036 901>			DOX-2012		DOX-0150
1.8	Petrol	92	AQE;ARH							DOX-2012		DOX-0150
1.8 T	Petrol	110	AEB							DOX-1173		DOX-0117
1.8 T	Petrol	110	AEB			ATM				DOX-1173		DOX-0117
1.8 T	Petrol	110/132	AEB;AJL			M				DOX-1173		DOX-0117
1.8 T	Petrol	110	ANB							DOX-2012	DOX-2008	DOX-0150
1.8 T	Petrol	110	AWT			ATM				DOX-2008		DOX-0150
1.8 T	Petrol	110	AWT			M				DOX-2008		DOX-0150
1.8 T	Petrol	110	APU;ARK							DOX-2012		DOX-0150
1.8 T	Petrol	110	ARK			M				DOX-2012		DOX-0150
1.8 T quattro	Petrol	110/132	AEB;AJL			M				DOX-1173		DOX-0117
1.8 T quattro	Petrol	110	ANB			M				DOX-2012	DOX-2008	DOX-0150
1.8 T quattro	Petrol	110	AWT			M				DOX-2008		DOX-0150
1.8 T quattro	Petrol	110	APU;ARK			M				DOX-2012		DOX-0150
2.0	Petrol	96	ALT								DOX-2008	DOX-0150
2.4	Petrol	121	AGA;ARJ					L/R	DOX-2010			DOX-0114
2.4	Petrol	121	AGA;ARJ					L/R				DOX-0150
2.4	Petrol	121	ARJ				Ch: >X-067 800	L/R				DOX-0114
2.4	Petrol	115/121	AGA;AJG;APC;ARJ				Ch: X-067 801>	L/R	DOX-2010			DOX-0150
2.4	Petrol	115/121	AJG;APC			ATM		L/R				DOX-0114
2.4	Petrol	115/121	AGA;AJG;APC;APZ			ATM	Ch: >X-067 800	L/R				DOX-0114
2.4	Petrol	121	APZ;ARJ			ATM	Ch: X-067 801>	L/R	DOX-2010			DOX-0150
2.4	Petrol	121	APZ			M		L/R	DOX-2010			DOX-0150
2.4	Petrol	100/115/121	AGA;AJG;ALW;APC			M	Ch: >X-067 800	L/R				DOX-0114
2.4	Petrol	100/121	AJG;ALW;ARJ			M	Ch: X-067 801>	L/R	DOX-2010			DOX-0150
2.4	Petrol	121	APS				Ch: >X-067 800	L/R				DOX-0114
2.4	Petrol	121	ALF;APS				Ch: X-067 801>	L/R	DOX-2010			DOX-0150
2.4	Petrol	121	ALF;APS				Ch: X-067 801>	L/R	DOX-2035			
2.4	Petrol	121	ALF			ATM		L/R				DOX-0114
2.4	Petrol	121	ALF			ATM	Ch: >X-067 800	L/R				DOX-0114
2.4	Petrol	121	ALF			M	Ch: >X-067 800	L/R				DOX-0114
2.4	Petrol	121	AFM			ATM			DOX-1381			DOX-0115
2.4	Petrol	125	BDV						DOX-2008			DOX-0150
2.4	Petrol	125	BDV					L/R	DOX-2008	DOX-2008	DOX-0150	DOX-0150
2.4	Petrol	121	AMM						DOX-2008			DOX-0150
2.4	Petrol	121	AMM					L/R	DOX-2010	DOX-2023	DOX-0150	DOX-0150

# Lambda Sensors







## Application Tables







			KW					L/R	Direct Fit		Universal	
									Before	After	Before	After
<b>AUDI continued</b>												
<b>A6 (4B, C5) (97-05) continued</b>												
2.4	Petrol	121	AMM	06/00-01/05				L/R		DOX-2035		
2.4	Petrol	100	ASM	06/00-01/05	M			L/R	DOX-2008	DOX-2023	DOX-0150	DOX-0150
2.4	Petrol	100	ASM	06/00-01/05	M			L/R	DOX-2010	DOX-2035		
2.4	Petrol	121	AML	06/00-05/01				L/R	DOX-2010	DOX-2035	DOX-0150	DOX-0150
2.4	Petrol	100	ARN	01/99-05/01	M			L/R	DOX-2010		DOX-0150	
2.4 quattro	Petrol	121	AGA;ARJ	12/97-05/01				L/R	DOX-2010		DOX-0114	
2.4 quattro	Petrol	121	AGA;ARJ	12/97-05/01				L/R			DOX-0150	
2.4 quattro	Petrol	121	APZ;ARJ	11/98-12/98		Ch: >X-067 800		L/R			DOX-0114	
2.4 quattro	Petrol	121	APZ;ARJ	11/98-05/01		Ch: X-067 801>		L/R	DOX-2010		DOX-0150	
2.4 quattro	Petrol	121	AGA;AJG	02/97-07/98	ATM			L/R			DOX-0114	
2.4 quattro	Petrol	115/121	AGA;AJG;APC	08/98-05/01	ATM	Ch: >X-067 800		L/R			DOX-0114	
2.4 quattro	Petrol	115/121	AGA;AJG;APC	08/98-05/01	ATM	Ch: X-067 801>		L/R	DOX-2010		DOX-0150	
2.4 quattro	Petrol	121	AGA	02/97-07/98	M			L/R			DOX-0114	
2.4 quattro	Petrol	121	AGA	02/97-12/98	M	Ch: >X-067 800		L/R			DOX-0114	
2.4 quattro	Petrol	121	AGA;AJG	02/97-01/99	M	Ch: X-067 801>		L/R	DOX-2010		DOX-0150	
2.4 quattro	Petrol	121	APS	11/98-12/98		Ch: >X-067 800		L/R			DOX-0114	
2.4 quattro	Petrol	121	APS	11/98-05/01		Ch: X-067 801>		L/R	DOX-2010		DOX-0150	
2.4 quattro	Petrol	121	APS	11/98-05/01		Ch: X-067 801>		L/R	DOX-2035			
2.4 quattro	Petrol	121	ALF	06/97-07/98	ATM			L/R			DOX-0114	
2.4 quattro	Petrol	121	ALF	08/98-12/98	ATM	Ch: >X-067 800		L/R			DOX-0114	
2.4 quattro	Petrol	121	ALF	08/98-01/99	ATM	Ch: X-067 801>		L/R	DOX-2010		DOX-0150	
2.4 quattro	Petrol	121	ALF	08/98-01/99	ATM	Ch: X-067 801>		L/R	DOX-2035			
2.4 quattro	Petrol	121	ALF	06/97-12/98	M	Ch: >X-067 800		L/R			DOX-0114	
2.4 quattro	Petrol	121	ALF	06/97-01/99	M	Ch: X-067 801>		L/R	DOX-2010		DOX-0150	
2.4 quattro	Petrol	121	ALF	06/97-01/99	M	Ch: X-067 801>		L/R	DOX-2035			
2.4 quattro	Petrol	125	BDV	08/01-01/05					DOX-2008		DOX-0150	
2.4 quattro	Petrol	125	BDV	08/01-01/05				L/R		DOX-2008		DOX-0150
2.4 quattro	Petrol	121	AML	06/00-05/01				L/R	DOX-2010	DOX-2035	DOX-0150	DOX-0150
2.7 T	Petrol	169	AJK	02/99-05/01				L/R	DOX-2010		DOX-0150	
2.7 T	Petrol	169	AJK	02/99-05/01	M	Ch: X-067 801>		L/R	DOX-2010		DOX-0150	
2.7 T quattro	Petrol	169	AJK;AZA	02/99-05/01				L/R	DOX-2010		DOX-0150	DOX-0150
2.7 T quattro	Petrol	169	AJK;AZA	12/97-07/98	M			L/R			DOX-0114	
2.7 T quattro	Petrol	169	AJK	02/99-05/01				L/R	DOX-2010		DOX-0150	
2.7 T quattro	Petrol	169	AJK	12/97-07/98	M			L/R			DOX-0114	
2.7 T quattro	Petrol	184	ARE;BES	08/01-05/04					DOX-2008		DOX-0150	
2.7 T quattro	Petrol	184	ARE;BES	08/01-05/04				L/R		DOX-2008		DOX-0150
2.7 T quattro	Petrol	184	ARE;BES	08/01-05/04				L/R		DOX-2030		
2.7 T quattro	Petrol	184	BES	07/02-01/05	ATM				DOX-2008		DOX-0150	
2.7 T quattro	Petrol	184	BES	07/02-01/05	ATM			L/R		DOX-2008		DOX-0150
2.7 T quattro	Petrol	184	BES	07/02-01/05	ATM			L/R		DOX-2030		
2.7 T quattro	Petrol	184	BES	08/01-06/02	M				DOX-2008		DOX-0150	
2.7 T quattro	Petrol	184	BES	08/01-06/02	M			L/R		DOX-2008		DOX-0150
2.7 T quattro	Petrol	184	BES	08/01-06/02	M			L/R		DOX-2030		
2.7 T quattro	Petrol	169	AZA	09/00-05/01				L/R	DOX-2010	DOX-2035	DOX-0150	DOX-0150
2.8	Petrol	132	AGE	10/97-05/00	ATM	Ch: >Y-200 000		L/R			DOX-0114	
2.8	Petrol	132	AGE	10/97-05/00	M	Ch: >Y-200 000		L/R			DOX-0114	
2.8	Petrol	142	ACK	12/97-07/98				L/R			DOX-0114	
2.8	Petrol	142	ACK	12/98-01/99		Ch: X-067 801>		L/R	DOX-2010		DOX-0150	
2.8	Petrol	142	ACK	02/97-07/98	ATM			L/R			DOX-0114	
2.8	Petrol	142	ACK	08/98-12/98	ATM	Ch: >X-067 800		L/R			DOX-0114	
2.8	Petrol	142	ACK	08/97-07/98	M			L/R			DOX-0114	
2.8	Petrol	142	ACK	02/97-12/98	M	Ch: >X-067 800		L/R			DOX-0114	
2.8	Petrol	142	ALG;AQD	12/97-12/98		Ch: >X-067 800		L/R			DOX-0114	
2.8	Petrol	142	ALG;AQD	12/98-05/01		Ch: X-067 801>		L/R	DOX-2010		DOX-0150	
2.8	Petrol	142	ALG;AQD	12/98-05/01		Ch: X-067 801>		L/R	DOX-2035			
2.8	Petrol	142	ALG;APR;AQD	06/97-05/01	ATM			L/R	DOX-2010		DOX-0114	
2.8	Petrol	142	ALG;APR;AQD	06/97-05/01	ATM			L/R	DOX-2035		DOX-0150	
2.8	Petrol	142	ALG	08/98-12/98	ATM	Ch: >X-067 800		L/R			DOX-0114	
2.8	Petrol	142	ALG;APR	06/97-12/98	M	Ch: >X-067 800		L/R			DOX-0114	
2.8	Petrol	142	APR	12/98-05/01	M	Ch: X-067 801>		L/R	DOX-2010		DOX-0150	
2.8	Petrol	142	APR	12/98-05/01	M	Ch: X-067 801>		L/R	DOX-2035			
2.8	Petrol	142	AMX	06/00-05/01				L/R	DOX-2010	DOX-2035	DOX-0150	DOX-0150
2.8	Petrol	142	AMX	06/00-05/01	ATM			L/R	DOX-2010	DOX-2035	DOX-0150	DOX-0150
2.8	Petrol	140	ATX	07/99-05/01				L/R	DOX-2010		DOX-0150	

Audi Model	Fuel	KW	Engine	Year	Type	Notes	L/R	Direct Fit		Universal	
								Before	After	Before	After
<b>AUDI continued</b>											
<b>A6 (4B, C5) (97-05) continued</b>											
2.8	Petrol	140	APR	07/99-07/99	ATM		L/R	DOX-2010		DOX-0150	
2.8	Petrol	140	APR	07/99-07/99	ATM		L/R	DOX-2035			
2.8 quattro	Petrol	142	ACK	02/97-07/98			L/R			DOX-0114	
2.8 quattro	Petrol	132/142	ACK;AGE	08/98-12/98	ATM	Ch: >X-067 800	L/R			DOX-0114	
2.8 quattro	Petrol	132/142	ACK;AGE	08/98-04/00	ATM	Ch: X-067 801>	L/R	DOX-2010		DOX-0150	
2.8 quattro	Petrol	132/142	ACK;AGE	02/97-12/98	M	Ch: >X-067 800	L/R			DOX-0114	
2.8 quattro	Petrol	132/142	ACK;AGE	02/97-04/00	M	Ch: X-067 801>	L/R	DOX-2010		DOX-0150	
2.8 quattro	Petrol	142	AQD	11/98-12/98		Ch: >X-067 800	L/R			DOX-0114	
2.8 quattro	Petrol	142	AQD	11/98-07/99		Ch: X-067 801>	L/R	DOX-2010		DOX-0150	
2.8 quattro	Petrol	142	AQD	11/98-07/99		Ch: X-067 801>	L/R	DOX-2035			
2.8 quattro	Petrol	142	ALG;AQD	06/97-05/01	ATM		L/R	DOX-2010		DOX-0114	
2.8 quattro	Petrol	142	ALG;AQD	06/97-05/01	ATM		L/R			DOX-0150	
2.8 quattro	Petrol	142	ALG	08/98-12/98	ATM	Ch: >X-067 800	L/R			DOX-0114	
2.8 quattro	Petrol	142	ALG	08/98-01/99	ATM	Ch: X-067 801>	L/R	DOX-2010		DOX-0150	
2.8 quattro	Petrol	142	ALG	08/98-01/99	ATM	Ch: X-067 801>	L/R	DOX-2035			
2.8 quattro	Petrol	142	ALG	06/97-12/98	M	Ch: >X-067 800	L/R			DOX-0114	
2.8 quattro	Petrol	142	ALG	06/97-01/99	M	Ch: X-067 801>	L/R	DOX-2010		DOX-0150	
2.8 quattro	Petrol	142	ALG	06/97-01/99	M	Ch: X-067 801>	L/R	DOX-2035			
2.8 quattro	Petrol	142	AMX	06/00-05/01			L/R	DOX-2010	DOX-2035	DOX-0150	DOX-0150
2.8 quattro	Petrol	142	AMX	06/00-05/01	M		L/R	DOX-2010	DOX-2035	DOX-0150	DOX-0150
2.8 quattro	Petrol	140/142	ATX	07/99-05/01			L/R	DOX-2010		DOX-0150	
2.8 quattro	Petrol	142	APR	01/99-05/01			L/R	DOX-2010		DOX-0150	
2.8 quattro	Petrol	142	APR	01/99-05/01			L/R	DOX-2035			
3.0	Petrol	162	ASN	08/01-05/04			L/R		DOX-2008		DOX-0150
3.0	Petrol	162	ASN	08/01-05/04			L/R		DOX-2030		
3.0	Petrol	162	ASN	08/01-01/05	ATM		L/R		DOX-2008		DOX-0150
3.0	Petrol	162	ASN	08/01-01/05	ATM		L/R		DOX-2030		
3.0	Petrol	162	ASN	08/01-01/05	M		L/R		DOX-2008		DOX-0150
3.0	Petrol	162	ASN	08/01-01/05	M		L/R		DOX-2030		
3.0 quattro	Petrol	160/162	ASN;BBJ	06/01-01/05			L/R		DOX-2008		DOX-0150
3.0 quattro	Petrol	160/162	ASN;BBJ	06/01-01/05			L/R		DOX-2030		
4.2 quattro	Petrol	220	ASG	06/00-01/05	ATM		L/R	DOX-2010	DOX-2035	DOX-0150	DOX-0150
4.2 quattro	Petrol	220	ARS	04/99-05/01	ATM		L/R	DOX-2010		DOX-0150	
4.2 RS6 plus quattro	Petrol	353	BRV	04/04-01/05			L/R		DOX-2035	DOX-0150	DOX-0150
4.2 RS6 quattro	Petrol	331	BCY	07/02-01/05			L/R		DOX-2035	DOX-0150	DOX-0150
4.2 S6 quattro	Petrol	250	ANK	09/99-01/05	ATM		L/R	DOX-2010	DOX-2035	DOX-0150	DOX-0150
4.2 S6 quattro	Petrol	250	ANK	09/99-01/05	M		L/R	DOX-2010	DOX-2035	DOX-0150	DOX-0150
4.2 S6 quattro	Petrol	250	AQJ	09/99-01/05			L/R	DOX-2010		DOX-0150	
4.2 S6 quattro	Petrol	250	AQJ	09/99-01/05			L/R	DOX-2035			
<b>A6 (4F, C6) (04-11)</b>											
2.0 TFSI	Petrol	125	BPJ;BYK	06/05-08/11					DOX-2036		DOX-0150
2.4	Petrol	130	BDW	05/04-10/08		For cyl: 1-3			DOX-1700		DOX-0119
2.4	Petrol	130	BDW	05/04-10/08		For cyl: 4-6			DOX-1700		DOX-0119
2.4 quattro	Petrol	130	BDW	01/05-10/08		For cyl: 1-3			DOX-1700		DOX-0119
2.4 quattro	Petrol	130	BDW	01/05-10/08		For cyl: 4-6			DOX-1700		DOX-0119
2.8 FSI	Petrol	140/154/162	BDX;CCDA;CCEA	11/06-08/11		For cyl: 1-3			DOX-1700		DOX-0119
2.8 FSI	Petrol	140/154/162	BDX;CCDA;CCEA	11/06-08/11		For cyl: 4-6			DOX-1700		DOX-0119
2.8 FSI quattro	Petrol	140/154/162	BDX;CCDA;CCEA	06/07-08/11		For cyl: 1-3			DOX-1700		DOX-0119
2.8 FSI quattro	Petrol	140/154/162	BDX;CCDA;CCEA	06/07-08/11		For cyl: 4-6			DOX-1700		DOX-0119
3.0	Petrol	160	BBJ	08/04-05/06		For cyl: 1-3			DOX-2041		
3.0	Petrol	160	BBJ	08/04-05/06		For cyl: 4-6			DOX-2036		DOX-0150
3.0	Petrol	160	BBJ	08/04-05/06	ATM	For cyl: 1-3					DOX-0150
3.0 quattro	Petrol	160	BBJ	05/04-05/06		For cyl: 1-3			DOX-2041		
3.0 quattro	Petrol	160	BBJ	05/04-05/06		For cyl: 4-6			DOX-2036		DOX-0150
3.0 quattro	Petrol	160	BBJ	05/04-05/06	ATM	For cyl: 1-3					DOX-0150
3.0 TFSI quattro	Petrol	213	CAJA	10/08-08/11		For cyl: 1-3			DOX-1700		DOX-0119
3.0 TFSI quattro	Petrol	213	CAJA	10/08-08/11		For cyl: 4-6			DOX-1700		DOX-0119
3.0 TFSI quattro	Petrol	220	CCAA	10/08-08/11		For cyl: 1-3			DOX-1701		DOX-0119
3.0 TFSI quattro	Petrol	220	CCAA	10/08-08/11		For cyl: 4-6			DOX-1702		DOX-0119
3.2 FSI	Petrol	188	AUK;BKH	05/04-05/09		For cyl: 1-3					DOX-0119
3.2 FSI	Petrol	188	AUK;BKH	05/04-05/09		For cyl: 4-6					DOX-0119
3.2 FSI	Petrol	188/195	AUK;CALA	05/04-03/11		For cyl: 1-3			DOX-1700		DOX-0119

				KW					L/R	Direct Fit		Universal	
										Before	After	Before	After
<b>AUDI continued</b>													
<b>A6 (4F, C6) (04-11) continued</b>													
3.2 FSI	Petrol	188/195	AUK;CALA	05/04-03/11							DOX-1700		DOX-0119
3.2 FSI	Petrol	188	BKH	05/04-05/09							DOX-1701		
3.2 FSI	Petrol	188	BKH	05/04-05/09							DOX-1702		
3.2 FSI quattro	Petrol	188	AUK;BKH	05/04-10/08							DOX-1700		DOX-0119
3.2 FSI quattro	Petrol	188	AUK;BKH	05/04-10/08							DOX-1700		DOX-0119
3.2 FSI quattro	Petrol	188	AUK	05/04-10/08							DOX-1700		
3.2 FSI quattro	Petrol	188	AUK	05/04-10/08							DOX-1700		
3.2 FSI quattro	Petrol	188	BKH	05/04-10/08							DOX-1701		
3.2 FSI quattro	Petrol	188	BKH	05/04-10/08							DOX-1702		
4.2 FSI quattro	Petrol	257	BVJ	06/06-08/11							DOX-2041		DOX-0150
4.2 FSI quattro	Petrol	257	BVJ	06/06-08/11							DOX-2036		DOX-0150
4.2 quattro	Petrol	246	BAT;BNK	05/04-05/06							DOX-2041		
4.2 quattro	Petrol	246	BAT;BNK	05/04-05/06							DOX-2036		DOX-0150
4.2 quattro	Petrol	246	BAT;BNK	05/04-05/06	ATM								DOX-0150
5.0 RS6 quattro	Petrol	426	BUH	04/08-08/10							DOX-2069		DOX-0150
5.0 RS6 quattro	Petrol	426	BUH	04/08-08/10									DOX-0150
5.2 S6 quattro	Petrol	320	BXA	03/06-08/11									DOX-0150
5.2 S6 quattro	Petrol	320	BXA	03/06-08/11							DOX-2016		
5.2 S6 quattro	Petrol	320	BXA	03/06-08/11							DOX-2041		
<b>A6 (4G, C7) (10-18)</b>													
2.0 TFSI	Petrol	132/155	CAEB;CDNB	03/11-09/18							DOX-2016		DOX-0150
2.0 TFSI quattro	Petrol	155	CAEB	05/12-05/13							DOX-2016		DOX-0150
2.8 FSI	Petrol	150	CHVA	11/10-04/15							DOX-1702		DOX-0119
2.8 FSI quattro	Petrol	150	CHVA	11/10-04/15							DOX-1702		DOX-0119
3.0 TFSI quattro	Petrol	220/228	CCAA;CGWB;CGWD;CGXB;CTUA	11/10-09/18					L/R		DOX-1702		DOX-0119
<b>A6 Allroad (4FH) (06-11)</b>													
3.0 TFSI quattro	Petrol	213	CAJA	10/08-08/11							DOX-1700		DOX-0119
3.0 TFSI quattro	Petrol	213	CAJA	10/08-08/11							DOX-1700		DOX-0119
3.2 FSI quattro	Petrol	188	AUK	05/06-10/08							DOX-1700		DOX-0119
3.2 FSI quattro	Petrol	188	AUK	05/06-10/08							DOX-1700		DOX-0119
4.2 FSI quattro	Petrol	257	BVJ	05/06-12/10							DOX-2041		DOX-0150
4.2 FSI quattro	Petrol	257	BVJ	05/06-12/10							DOX-2036		DOX-0150
<b>A7 (4GA) (10-18)</b>													
2.8 FSI	Petrol	150	CHVA	02/11-03/15							DOX-1702		DOX-0119
2.8 FSI quattro	Petrol	150	CHVA;CNYA	10/10-03/15							DOX-1702		DOX-0119
3.0 TFSI quattro	Petrol	220/228	CGWB;CGWD;CGXB;CHMA;CTTA;CTUA	10/10-03/15					L/R		DOX-1702		DOX-0119
<b>A8 (4D) (94-02)</b>													
2.8	Petrol	142	ACK;ALG	04/96-09/02					L/R				DOX-0114
2.8	Petrol	120/128	AAH;AEJ	03/94-03/96					L/R	DOX-1381			DOX-0115
2.8	Petrol	142	AMX;APR;AQD	04/96-09/02					L/R	DOX-2010	DOX-2035	DOX-0150	DOX-0150
2.8 quattro	Petrol	142	ACK	04/96-09/02					L/R				DOX-0114
2.8 quattro	Petrol	120/128	AAH;AEJ	03/94-03/96					L/R	DOX-1381			DOX-0115
2.8 quattro	Petrol	142	AMX;APR;AQD	04/96-09/02					L/R	DOX-2010	DOX-2035	DOX-0150	DOX-0150
3.7	Petrol	169	AEW	07/95-12/98					L/R	DOX-1171			DOX-0117
3.7	Petrol	191	AKC;AQG	11/98-09/02					L/R		DOX-2048	DOX-0150	DOX-0150
3.7 quattro	Petrol	169/191	AEW;AKC;AKJ;AQG	07/95-09/02					L/R		DOX-2048	DOX-0150	DOX-0150
4.2 quattro	Petrol	180/220	ABZ;AEM;AKG	03/94-11/98					L/R	DOX-1171			DOX-0117
4.2 quattro	Petrol	175/228	AKB;AQF;ARU;AUW;AUX	11/98-09/02					L/R		DOX-2048	DOX-0150	DOX-0150
4.2 S8 quattro	Petrol	250	AHC;AKH	07/96-06/99					L/R	DOX-1171			DOX-0117
4.2 S8 quattro	Petrol	265	AQH;AVP;AYS;BCS	06/99-09/02					L/R				DOX-0150
<b>A8 (4E) (02-10)</b>													
2.8 FSI	Petrol	154	BDX	08/07-07/10							DOX-1702		DOX-0119
3.0	Petrol	160/162	ASN;BBJ	07/03-05/06					L/R				DOX-0150
3.0 quattro	Petrol	160	BBJ	11/03-05/04					L/R				DOX-0150
3.2 FSI	Petrol	191	BPK	06/05-07/10							DOX-1702		DOX-0119
3.2 FSI quattro	Petrol	191	BPK	06/05-07/10							DOX-1702		DOX-0119
3.7 quattro	Petrol	206	BFL	10/02-05/06					L/R		DOX-2018		DOX-0150
4.2 FSI quattro	Petrol	257	BVJ	06/06-07/10							DOX-2041		DOX-0150
4.2 FSI quattro	Petrol	257	BVJ	06/06-07/10							DOX-2036		DOX-0150
4.2 quattro	Petrol	246	BFM;BGK	10/02-07/10					L/R		DOX-2018		DOX-0150
5.2 S8 quattro	Petrol	324/331	BSM	06/06-07/10					L/R		DOX-2016		DOX-0150
6.0 W12 quattro	Petrol	331	BHT;BSB;BTE	12/03-07/10									DOX-0150
6.0 W12 quattro	Petrol	331	BHT;BSB;BTE	12/03-07/10							DOX-2038		DOX-0150















				KW					L/R	Direct Fit		Universal	
										Before	After	Before	After
<b>AUDI continued</b>													
<b>A8 (4E) (02-10) continued</b>													
6.0 W12 quattro	Petrol	331	BHT;BSB;BTE	12/03-07/10				For cyl: 1-3			DOX-2023		
6.0 W12 quattro	Petrol	331	BHT;BSB;BTE	12/03-07/10				For cyl: 4-6			DOX-2038		DOX-0150
6.0 W12 quattro	Petrol	331	BHT;BSB;BTE	12/03-07/10				For cyl: 7-9			DOX-2038		
<b>A8 (4H) (09-18)</b>													
3.0 TFSI quattro	Petrol	213/228/245	CGWA;CGWD;CGXA;CGXC;CMDA;CREA;CREC;CREG;CTDA;CTUB	06/10-01/18					L/R		DOX-1702		DOX-0119
4.2 FSI quattro	Petrol	273	CDRA	11/09-12/12	ATM		For cyl: 1-4				DOX-2016		DOX-0150
4.2 FSI quattro	Petrol	273	CDRA	11/09-12/12	ATM		For cyl: 5-8				DOX-2041		DOX-0150
<b>ALLROAD (4BH) (00-05)</b>													
2.7 T quattro	Petrol	184	ARE;BES	05/00-08/05					L/R			DOX-0150	DOX-0150
2.7 T quattro	Petrol	184	ARE;BES	06/01-08/05			Ch: 1 200 001>		L/R	DOX-2008	DOX-2023		
2.7 T quattro	Petrol	184	ARE	05/00-06/01			Ch: >1 200 000		L/R	DOX-2010	DOX-2035		
<b>CABRIOLET (8G7) (91-00)</b>													
1.8	Petrol	92	ADR	01/97-08/00							DOX-1362		DOX-0117
2.0 16V	Petrol	103	ACE	06/95-07/96									DOX-0115
2.0 16V	Petrol	103	ACE	06/95-07/96			- Catalyist				DOX-1351		
2.0 E	Petrol	85	ABK	01/93-07/98									DOX-0115
2.0 E	Petrol	85	ABK	01/93-07/98			- Catalyist				DOX-1351		
2.3 E	Petrol	98	NG	05/91-07/94									DOX-0115
2.6	Petrol	110	ABC	06/93-08/00					L/R	DOX-1352			DOX-0116
2.8	Petrol	128	AAH;AFC	11/92-08/00					L/R	DOX-1381			DOX-0115
<b>COUPE (89, 8B) (88-96)</b>													
2.0	Petrol	85	AAD;ABK	05/89-12/96									DOX-0115
2.0	Petrol	83	3A	05/89-07/90									DOX-0115
2.0	Petrol	83	3A	05/89-03/90			- Catalyist				DOX-1351		
2.0	Petrol	85	ABK	05/89-12/96			- Catalyist				DOX-1351		
2.0 16V	Petrol	101/103	6A;ACE	01/92-12/96									DOX-0115
2.2 S2 quattro	Petrol	162	3B	09/90-09/92									DOX-0115
2.2 S2 quattro	Petrol	169	ABY	10/92-12/96									DOX-0115
2.2 S2 quattro	Petrol	169	ABY	10/92-12/96			- Catalyist				DOX-1351		
2.3	Petrol	98/100	NG	10/88-07/94									DOX-0115
2.3 20V	Petrol	123/125	7A	08/89-07/91									DOX-0115
2.3 20V quattro	Petrol	123/125	7A	11/88-07/91									DOX-0115
2.3 quattro	Petrol	98/100	NG	11/88-07/94									DOX-0115
2.6	Petrol	110	ABC	08/92-12/96							DOX-1381		DOX-0115
2.6 quattro	Petrol	110	ABC	08/92-12/96							DOX-1381		DOX-0115
2.8	Petrol	128	AAH	09/91-12/96			Ch: > 8B-N-015 000				DOX-1352		DOX-0116
2.8	Petrol	128	AAH	09/91-12/96			Ch: 8B-P-000-001>				DOX-1381		DOX-0115
2.8 quattro	Petrol	128	AAH	08/91-12/96			Ch: > 8B-N-015 000				DOX-1352		DOX-0116
2.8 quattro	Petrol	128	AAH	08/91-12/96			Ch: 8B-P-000-001>				DOX-1381		DOX-0115
<b>Q3 (8U) (11-18)</b>													
2.0 TFSI quattro	Petrol	125/155	CCZC;CPSA	06/11-04/15								DOX-2041	DOX-0150
<b>Q5 (8R) (08-17)</b>													
2.0 TFSI quattro	Petrol	132/165	CDNB;CNCB;CNCD	08/09-05/17									DOX-0150
2.0 TFSI quattro	Petrol	155	CAEB, CDNC	11/08-09/12							DOX-2041		DOX-0150
2.0 TFSI quattro	Petrol	132	CDNB	08/09-05/17							DOX-2041		
3.0 SQ5 TFSI quattro	Petrol	260	CTUD;CTXA	05/13-05/17					L/R		DOX-1702		DOX-0119
3.0 TFSI quattro	Petrol	200	CTUC;CTVA	06/12-05/17					L/R		DOX-1702		DOX-0119
3.2 FSI quattro	Petrol	199	CALB	11/08-12/12					L/R		DOX-1702		DOX-0119
<b>Q7 (4L) (06-15)</b>													
3.0 TFSI quattro	Petrol	200/206/245	CJTB;CJTC;CJWB;CJWC;CJWE;CNAA;CTWA;CTWB	05/10-08/15					L		DOX-1700		
3.0 TFSI quattro	Petrol	200/206/245	CJTB;CJTC;CJWB;CJWC;CJWE;CNAA;CTWA;CTWB	05/10-08/15					L/R				DOX-0119
3.0 TFSI quattro	Petrol	200/206/245	CJTB;CJTC;CJWB;CJWC;CJWE;CNAA;CTWA;CTWB	05/10-08/15					R		DOX-1701		
3.6 FSI quattro	Petrol	206	BHK	08/06-05/10					L		DOX-2016		
3.6 FSI quattro	Petrol	206	BHK	08/06-05/10					L/R				DOX-0150
3.6 FSI quattro	Petrol	206	BHK	08/06-05/10					R		DOX-2036		
4.2 FSI quattro	Petrol	257	BAR	03/06-05/10					L/R		DOX-2069		DOX-0150
<b>QUATTRO (85) (80-91)</b>													
2.2 20V Turbo	Petrol	162	RR	08/89-07/91									DOX-0115
<b>R8 (42) (07-15)</b>													
4.2 FSI quattro	Petrol	309/316	BYH;CNDA	04/07-07/15			For cyl: 1-4						DOX-0150







			KW					L/R	Direct Fit		Universal	
									Before	After	Before	After
<b>AUDI continued</b>												
<b>R8 (42) (07-15) continued</b>												
4.2 FSI quattro	Petrol	309/316	BYH;CNDA	04/07-07/15		For cyl: 5-8				DOX-2036		DOX-0150
5.2 FSI quattro	Petrol	386	BUJ	04/09-07/15		For cyl: 1-5						DOX-0150
5.2 FSI quattro	Petrol	386	BUJ	04/09-07/15		For cyl: 6-10				DOX-2036		DOX-0150
<b>TT (8J) (06-14)</b>												
1.8 TFSI	Petrol	118	CDA	06/08-06/14								DOX-0150
2.0 TFSI	Petrol	147/155	BPY;BWA;CCTA;CESA	08/06-06/14								DOX-0150
2.0 TFSI quattro	Petrol	147/155	CCTA;CCZA;CESA;CETA	06/08-06/14								DOX-0150
2.0 TTS quattro	Petrol	195/200	CDLA;CDLB;CDMA	05/08-06/14								DOX-0150
2.5 RS quattro	Petrol	250/265	CEPA;CEPB	07/09-06/14						DOX-2041		DOX-0150
3.2 V6 quattro	Petrol	184	BUB;CBRA	08/06-06/10		For cyl: 1-3						DOX-0150
3.2 V6 quattro	Petrol	184	BUB;CBRA	08/06-06/10		For cyl: 4-6				DOX-2061		DOX-0150
<b>TT (8N) (98-06)</b>												
1.8 T	Petrol	132	APP	10/98-06/06						DOX-2000		DOX-0150
1.8 T	Petrol	110/120/132/140	AUM;AUQ;BVP;BVR	10/98-06/06						DOX-2027		DOX-0150
1.8 T	Petrol	132	AJQ;APP	10/98-06/06				DOX-2027			DOX-0150	
1.8 T quattro	Petrol	132/140/180	ARY;BFV;BVR	10/98-06/06						DOX-2008		DOX-0150
1.8 T quattro	Petrol	165	BAM	10/98-06/06								DOX-0150
1.8 T quattro	Petrol	165	BAM	10/98-09/00		Ch: >8N-1-010 100				DOX-2047		
1.8 T quattro	Petrol	165	BAM	09/00-06/06		Ch: 8N-1-010 101>				DOX-2008		
1.8 T quattro	Petrol	132	AUQ	10/98-06/06						DOX-2027		DOX-0150
1.8 T quattro	Petrol	165	APX	10/98-06/06		For left-hand drive vehicles		DOX-2015			DOX-0150	
1.8 T quattro	Petrol	132	AJQ	10/98-06/06				DOX-2047			DOX-0150	
3.2 VR6 quattro	Petrol	184	BHE	07/03-06/06			L			DOX-2018		
3.2 VR6 quattro	Petrol	184	BHE	07/03-06/06			L/R					DOX-0150
3.2 VR6 quattro	Petrol	184	BHE	07/03-06/06			R			DOX-2000		
<b>V8 (44, 4C) (88-94)</b>												
3.6 quattro	Petrol	180/184	PT	10/88-07/93							DOX-0115	
3.6 quattro	Petrol	180/184	PT	10/88-07/93		+ Catalyst		DOX-1351				
4.2 quattro	Petrol	206	ABH	10/91-07/93							DOX-0115	
4.2 quattro	Petrol	206	ABH	10/91-07/93		+ Catalyst		DOX-1351				
<b>BMW</b>												
<b>1 (E81, E87) (03-12)</b>												
116 i 1.6	Petrol	85/90	N43 B16 AA;N45 B16 A	03/07-12/11						DOX-2046		DOX-0150
116 i 2.0	Petrol	90	N43 B20 A	11/08-12/11						DOX-2046		DOX-0150
118 i	Petrol	95/100/105/125	N43 B20 A;N46 B20 B	07/04-12/11						DOX-2046		DOX-0150
120 i	Petrol	110/115/120/125	N43 B20 A;N46 B20 A;N46 B20 B;N46 B20 BD;N46 B20 C;N46 B20 CC	06/04-09/12						DOX-2046		DOX-0150
120 i	Petrol	110/115	N46 B20 A;N46 B20 B;N46 B20 BD;N46 B20 C;N46 B20 CC	06/04-12/11	ATM					DOX-2046		
130 i	Petrol	190/195	N52 B30 A;N52 B30 AF;N52 B30 B;N52 B30 BF	09/05-12/11		For cyl: 1-3				DOX-2046		DOX-0150
130 i	Petrol	190/195	N52 B30 A;N52 B30 AF;N52 B30 B;N52 B30 BF	09/05-12/11		For cyl: 4-6				DOX-2026		DOX-0150
<b>1 Coupe/Convertible (E82, E88) (07-13)</b>												
118 i	Petrol	100/105	N43 B20 A;N46 B20 B	03/08-12/13						DOX-2046		DOX-0150
120 i	Petrol	115/120/125	N43 B20 A;N46 B20 B;N46 B20 BD;N46 B20 C;N46 B20 E	10/07-12/13						DOX-2046		DOX-0150
125 i	Petrol	160	N52 B30 A;N52 B30 B;N52 B30 BF	12/07-10/13		For cyl: 1-3				DOX-2046		DOX-0150
125 i	Petrol	160	N52 B30 A;N52 B30 B;N52 B30 BF	12/07-10/13		For cyl: 4-6				DOX-2026		DOX-0150
128 i	Petrol	171	N51 B30 A;N52 B30 A	12/07-10/13		For cyl: 1-3				DOX-2046		DOX-0150
128 i	Petrol	171	N51 B30 A;N52 B30 A	12/07-10/13		For cyl: 4-6				DOX-2026		DOX-0150
135 i	Petrol	225/240	N54 B30 A;N55 B30 A	10/07-12/13		For cyl: 1-3				DOX-2046		DOX-0150
135 i	Petrol	225/240	N54 B30 A;N55 B30 A	10/07-12/13		For cyl: 4-6				DOX-2026		DOX-0150
M1 3.0	Petrol	250	N54 B30 A	03/11-06/12		For cyl: 1-3				DOX-2046		DOX-0150
M1 3.0	Petrol	250	N54 B30 A	03/11-06/12		For cyl: 4-6				DOX-2026		DOX-0150
<b>3 (E30) (82-94)</b>												
316	Petrol	66	M10 B18 (184VD)	09/83-06/88							DOX-0120	
316	Petrol	66	M10 B18 (184VD)	09/83-06/88							DOX-0125	

# Lambda Sensors

## Application Tables







			KW					L/R	Direct Fit		Universal	
									Before	After	Before	After
<b>BMW continued</b>												
<b>3 (E30) (82-94) continued</b>												
316 Ecotronic	Petrol	66	M10 B18 (184VD)	09/83-06/88							DOX-0120	
316 Ecotronic	Petrol	66	M10 B18 (184VD)	09/83-06/88							DOX-0125	
316 i 1.6	Petrol	73/75	M40 B16 (164E1)	09/87-06/94					DOX-1364		DOX-0118	
316 i 1.8	Petrol	75	M10 B18 (184KA)	08/87-08/88							DOX-0120	
318 i	Petrol	83/85	M40 B18 (184E1)	06/87-06/94					DOX-1364		DOX-0118	
318 i	Petrol	75	M10 B18 (184KA)	12/84-08/88							DOX-0120	
318 i	Petrol	77	M10 B18 (184EA); M10 B18 (184EB); M10 B18 (184EZ)	09/82-08/87							DOX-0120	
318 i	Petrol	77	M10 B18 (184EA); M10 B18 (184EB); M10 B18 (184EZ)	09/82-08/87							DOX-0125	
318 is	Petrol	100	M42 B18 (184S1)	09/89-08/91					DOX-1364		DOX-0118	
320 i	Petrol	92/95	M20 B20 (206EB); M20 B20 (206KA)	09/82-11/93		+ Catalyst			DOX-1364		DOX-0118	
325 e	Petrol	95	M20 B27 (276KB)	01/85-08/87							DOX-0118	
325 e	Petrol	90	M20 B27 (276KA); M20 B27 (276KB)	10/83-12/88		+ Catalyst			DOX-1364		DOX-0118	
325 i	Petrol	125	M20 B25 (256E1); M20 B25 (256E2); M20 B25 (256EX); M20 B25 (256K1)	09/83-11/93		+ Catalyst			DOX-1364		DOX-0118	
325 i X	Petrol	125	M20 B25 (256E1); M20 B25 (256E2); M20 B25 (256EX); M20 B25 (256K1)	03/86-10/93		+ Catalyst			DOX-1364		DOX-0118	
<b>3 (E36) (90-00)</b>												
316 g	Petrol/ Compressed Natural Gas (CNG)	75	M43 B16 (164E2)	02/96-08/00					DOX-1318		DOX-0118	
316 i 1.6	Petrol	75	M43 B16 (164E2)	09/93-08/00					DOX-1318		DOX-0118	
316 i 1.6	Petrol	75	M43 B16 (164E2)	09/93-08/00					DOX-1364			
316 i 1.6	Petrol	73	M40 B16 (164E1)	03/91-08/93					DOX-1364		DOX-0118	
316 i 1.9	Petrol	77	M43 B19 (194E1)	01/99-08/00					DOX-1174	DOX-1175	DOX-0117	DOX-0117
318 i	Petrol	85	M43 B18 (184E2)	09/93-11/99					DOX-1318		DOX-0118	
318 i	Petrol	85	M43 B18 (184E2)	09/93-11/99					DOX-1364			
318 i	Petrol	83	M40 B18 (184E1)	09/90-08/93					DOX-1364		DOX-0118	
318 is 1.8	Petrol	103	M42 B18 (184S1)	01/92-12/95					DOX-1317		DOX-0118	
318 is 1.9	Petrol	103	M44 B19 (194S1)	09/95-04/99					DOX-1174		DOX-0117	
318 ti 1.8	Petrol	103	M42 B18 (184S1)	09/94-12/95					DOX-1317		DOX-0118	
318 ti 1.9	Petrol	103	M44 B19 (194S1)	01/96-08/99					DOX-1174		DOX-0117	
320 i	Petrol	110	M50B20	01/91-09/92							DOX-0118	
320 i	Petrol	110	M50B20	01/91-09/92	ATM				DOX-1319			
320 i	Petrol	110	M50B20	01/91-09/92	M				DOX-1317			
320 i	Petrol	110	M52 B20 (206S3);M52B20	09/95-11/99		For cyl: 1-3			DOX-1368			
320 i	Petrol	110	M52 B20 (206S3);M52B20	09/95-11/99		For cyl: 4-6			DOX-1368			
323 i	Petrol	125	M52 B25 (256S3)	05/95-11/99		For cyl: 1-3			DOX-1368			
323 i	Petrol	125	M52 B25 (256S3)	05/95-11/99		For cyl: 4-6			DOX-1368			
323 ti	Petrol	120/125	M52 B25 (256S3)	01/99-08/00					DOX-1368			
325 i	Petrol	141	M50 B25 (256S1); M50 B25 (256S2)	09/90-12/95							DOX-0118	
325 i	Petrol	141	M50 B25 (256S1); M50 B25 (256S2)	09/90-12/95	ATM				DOX-1319			
325 i	Petrol	141	M50 B25 (256S1); M50 B25 (256S2)	09/90-12/95	M				DOX-1317			
328 i	Petrol	142	M52 B28 (286S1)	09/95-11/99		For cyl: 1-3			DOX-1368			
328 i	Petrol	142	M52 B28 (286S1)	09/95-11/99		For cyl: 4-3			DOX-1368			
<b>3 (E46) (98-06)</b>												
316 i 1.6	Petrol	85	N40 B16 A;N45 B16 A	06/02-02/05								DOX-0117
316 i 1.6	Petrol	77	M43 B16 (164E3)	04/00-02/05					DOX-1174	DOX-1175	DOX-0117	DOX-0117
316 i 1.8	Petrol	85	N42 B18 A;N46 B18 A	02/02-02/05								DOX-0117
316 i 1.9	Petrol	77	M43 B19 (194E1)	12/98-02/02					DOX-1174	DOX-1175	DOX-0117	DOX-0117
316 ti 1.8	Petrol	85	N42B18VVT	06/01-02/04					Euro 2, Euro 3 and Euro 4			DOX-0117
318 Ci 1.9	Petrol	87	M43 B19 (194E1)	12/99-08/01					DOX-1174	DOX-1175	DOX-0117	DOX-0117
318 Ci 2.0	Petrol	105	N42B20A;N42B20VVT	09/01-03/04					Euro 2, Euro 3 and Euro 4			DOX-0117
318 i 1.9	Petrol	87	M43B19E46	12/97-09/01					DOX-1174	DOX-1175	DOX-0117	DOX-0117






			KW					L/R	Direct Fit		Universal	
									Before	After	Before	After
<b>BMW continued</b>												
<b>3 (E46) (98-06) continued</b>												
318 i 2.0	Petrol	105	N42B20A;N42B20VVT	09/01-07/05		Euro 2, Euro 3 and Euro 4						DOX-0117
318 ti	Petrol	105	N42B20VVT	03/01-02/04		Euro 2, Euro 3 and Euro 4						DOX-0117
320 Ci 2.0	Petrol	110	M52B20	02/99-08/01		For cyl: 1-3		DOX-1174	DOX-1175	DOX-0117		DOX-0117
320 Ci 2.0	Petrol	110	M52B20	02/99-08/01		For cyl: 4-6		DOX-1174	DOX-1175	DOX-0117		DOX-0117
320 Ci 2.2	Petrol	125	M54B22	01/00-12/07		For cyl: 1-3 & 4-6		DOX-1174	DOX-1175	DOX-0117		DOX-0117
320 i 2.0	Petrol	110	M52B20	03/98-09/00		For cyl: 1-3		DOX-1174	DOX-1175	DOX-0117		DOX-0117
320 i 2.0	Petrol	110	M52B20	03/98-09/00		For cyl: 4-6		DOX-1174	DOX-1175	DOX-0117		DOX-0117
320 i 2.2	Petrol	125	M54B22	09/00-02/05		For cyl: 1-3 & 4-6		DOX-1174	DOX-1175	DOX-0117		DOX-0117
323 Ci	Petrol	125	M52 B25 (256S4)	04/99-09/00		For cyl: 1-3		DOX-1174	DOX-1175	DOX-0117		DOX-0117
323 Ci	Petrol	125	M52 B25 (256S4)	04/99-09/00		For cyl: 4-6		DOX-1174	DOX-1175	DOX-0117		DOX-0117
323 i	Petrol	125	M52B25	03/98-09/00		For cyl: 1-3		DOX-1174	DOX-1175	DOX-0117		DOX-0117
323 i	Petrol	125	M52B25	03/98-09/00		For cyl: 4-6		DOX-1174	DOX-1175	DOX-0117		DOX-0117
325 Ci	Petrol	141	M54 B25 (256S5)	09/00-05/06		For cyl: 1-3		DOX-1174	DOX-1175	DOX-0117		DOX-0117
325 Ci	Petrol	141	M54 B25 (256S5)	09/00-05/06		For cyl: 4-6		DOX-1174	DOX-1175	DOX-0117		DOX-0117
325 i	Petrol	141	M54B25	09/00-02/05		For cyl: 1-3		DOX-1174	DOX-1175	DOX-0117		DOX-0117
325 i	Petrol	141	M54B25	09/00-02/05		For cyl: 4-6		DOX-1174	DOX-1175	DOX-0117		DOX-0117
325 ti	Petrol	141	M54B25	04/01-12/04		For cyl: 1-3		DOX-1174	DOX-1175	DOX-0117		DOX-0117
325 ti	Petrol	141	M54B25	04/01-12/04		For cyl: 4-6		DOX-1174	DOX-1175	DOX-0117		DOX-0117
325 xi	Petrol	141	M54 B25 (256S5)	09/00-02/05		For cyl: 1-3		DOX-1174	DOX-1175	DOX-0117		DOX-0117
325 xi	Petrol	141	M54 B25 (256S5)	09/00-02/05		For cyl: 4-6		DOX-1174	DOX-1175	DOX-0117		DOX-0117
328 Ci	Petrol	142	M52 B28 (286S2)	12/98-05/00		For cyl: 1-3		DOX-1174	DOX-1175	DOX-0117		DOX-0117
328 Ci	Petrol	142	M52 B28 (286S2)	12/98-05/00		For cyl: 4-6		DOX-1174	DOX-1175	DOX-0117		DOX-0117
328 i	Petrol	142	M52 B28 (286S2)	02/98-06/00		For cyl: 1-3		DOX-1174	DOX-1175	DOX-0117		DOX-0117
328 i	Petrol	142	M52 B28 (286S2)	02/98-06/00		For cyl: 4-6		DOX-1174	DOX-1175	DOX-0117		DOX-0117
330 Ci	Petrol	170	M54 B30 (306S3)	06/00-08/06		For cyl: 1-3		DOX-1174	DOX-1175	DOX-0117		DOX-0117
330 Ci	Petrol	170	M54 B30 (306S3)	06/00-08/06		For cyl: 4-6		DOX-1174	DOX-1175	DOX-0117		DOX-0117
330 i	Petrol	170	M54B30 (306S3)	06/00-02/05		For cyl: 1-3		DOX-1174	DOX-1175	DOX-0117		DOX-0117
330 i	Petrol	170	M54B30 (306S3)	06/00-02/05		For cyl: 4-6		DOX-1174	DOX-1175	DOX-0117		DOX-0117
330 xi	Petrol	170	M54 B30 (306S3)	06/00-02/05		For cyl: 1-3		DOX-1174	DOX-1175	DOX-0117		DOX-0117
330 xi	Petrol	170	M54 B30 (306S3)	06/00-02/05		For cyl: 4-6		DOX-1174	DOX-1175	DOX-0117		DOX-0117
<b>3 (E90, E91) (05-12)</b>												
316 i	Petrol	85/90	N43 B16 A;N43 B16 AA; N45 B16 A;N45 B16 AC	09/05-06/12						DOX-2046		DOX-0150
318 i	Petrol	105	N43 B20 A	05/07-05/12						DOX-2046		DOX-0150
320 i	Petrol	120/125	N43 B20 A	02/07-12/12						DOX-2046		DOX-0150
323 i	Petrol	130/140	N52 B25 A;N52 B25 B; N52 B25 BE;N52 B25 BF	09/05-12/11		For cyl: 1-3				DOX-2046		DOX-0150
323 i	Petrol	130/140	N52 B25 A;N52 B25 B; N52 B25 BE;N52 B25 BF	09/05-12/11		For cyl: 4-6				DOX-2026		DOX-0150
325 i 2.5	Petrol	155/160	N52 B25 A;N52 B25 AF; N52 B25 B;N52 B25 BF	12/04-12/11		For cyl: 1-3				DOX-2046		DOX-0150
325 i 2.5	Petrol	155/160	N52 B25 A;N52 B25 AF; N52 B25 B;N52 B25 BF	12/04-12/11		For cyl: 4-6				DOX-2026		DOX-0150
325 i 3.0	Petrol	160	N53B30U0	03/07-06/12		For cyl: 1-3				DOX-2046		DOX-0150
325 i 3.0	Petrol	160	N53B30U0	03/07-06/12		For cyl: 4-6				DOX-2026		DOX-0150
325 xi 2.5	Petrol	160	N52 B25 A	08/05-08/08		For cyl: 1-3				DOX-2046		DOX-0150
325 xi 2.5	Petrol	160	N52 B25 A	08/05-08/08		For cyl: 4-6				DOX-2026		DOX-0150
325 xi 3.0	Petrol	160	N53 B30 A	09/07-10/11		For cyl: 1-3				DOX-2046		DOX-0150
325 xi 3.0	Petrol	160	N53 B30 A	09/07-10/11		For cyl: 4-6				DOX-2026		DOX-0150
325 xi 3.0	Petrol	160	N53 B30 A	09/08-06/12	M	For cyl: 1-3				DOX-2046		DOX-0150
325 xi 3.0	Petrol	160	N53 B30 A	09/08-06/12	M	For cyl: 4-6				DOX-2026		DOX-0150
330 i	Petrol	190/200	N52 B30 A;N52 B30 BF; N52B30A (N52N);N53 B30 A; N53B3000	12/04-06/12		For cyl: 1-3				DOX-2046		DOX-0150
330 i	Petrol	190/200	N52 B30 A;N52 B30 BF; N52B30A (N52N);N53 B30 A; N53B3000	12/04-06/12		For cyl: 4-6				DOX-2026		DOX-0150
330 xi	Petrol	190/200	N52 B30 A;N53 B30 A	09/05-06/12		For cyl: 1-3				DOX-2046		DOX-0150
330 xi	Petrol	190/200	N52 B30 A;N53 B30 A	09/05-06/12		For cyl: 4-6				DOX-2026		DOX-0150
335 i	Petrol	220/225	N54B3000	03/06-06/12		For cyl: 1-3				DOX-2046		DOX-0150
335 i	Petrol	220/225	N54B3000	03/06-06/12		For cyl: 4-6				DOX-2026		DOX-0150
335 xi	Petrol	225	N54B3000	03/07-06/12		For cyl: 1-3				DOX-2046		DOX-0150
335 xi	Petrol	225	N54B3000	03/07-06/12		For cyl: 4-6				DOX-2026		DOX-0150
M3 4.0	Petrol	309	S65 B40 A	12/07-10/11	M		L/R			DOX-2037		DOX-0150
<b>3 (F30, F31) (11-19)</b>												
320 i 2.0	Petrol	120/135	B48 B20 A;N20 B20 A; N20 B20 B;N20 B20 D	03/12-06/19								DOX-0150

			KW					L/R	Direct Fit		Universal	
									Before	After	Before	After
<b>BMW continued</b>												
<b>3 Coupe/Convertible (E92, E93) (06-13)</b>												
316 i	Petrol	90	N43 B16 AA	09/07-06/13						DOX-2046		DOX-0150
318 i	Petrol	105	N43 B20 A	03/10-12/13						DOX-2046		DOX-0150
320 i	Petrol	120/125	N43 B20 A	09/06-12/13						DOX-2046		DOX-0150
325 i 2.5	Petrol	160	N52 B25 A;N52 B25 AF; N52 B25 BF	06/06-02/10				For cyl: 1-3		DOX-2046		DOX-0150
325 i 2.5	Petrol	160	N52 B25 A;N52 B25 AF; N52 B25 BF	06/06-02/10				For cyl: 4-6		DOX-2026		DOX-0150
325 i 3.0	Petrol	155/160	N53 B30 A	10/06-01/10				For cyl: 1-3		DOX-2046		DOX-0150
325 i 3.0	Petrol	155/160	N53 B30 A	10/06-01/10				For cyl: 4-6		DOX-2026		DOX-0150
325 xi 2.5	Petrol	160	N52 B25 A	09/06-02/10				For cyl: 1-3		DOX-2046		DOX-0150
325 xi 2.5	Petrol	160	N52 B25 A	09/06-02/10				For cyl: 4-6		DOX-2026		DOX-0150
325 xi 3.0	Petrol	160	N53 B30 A	09/07-01/10				For cyl: 1-3		DOX-2046		DOX-0150
325 xi 3.0	Petrol	160	N53 B30 A	09/07-01/10				For cyl: 4-6		DOX-2026		DOX-0150
330 i	Petrol	190/200	N52 B30 A;N52 B30 AF; N52 B30 BF;N53 B30 A	09/06-06/13				For cyl: 1-3		DOX-2046		DOX-0150
330 i	Petrol	190/200	N52 B30 A;N52 B30 AF; N52 B30 BF;N53 B30 A	09/06-06/13				For cyl: 4-6		DOX-2026		DOX-0150
330 xi	Petrol	200	N52 B30 A	09/06-08/07				For cyl: 1-3		DOX-2046		DOX-0150
330 xi	Petrol	200	N52 B30 A	09/06-08/07				For cyl: 4-6		DOX-2026		DOX-0150
335 i	Petrol	225/240	N54 B30 A;N55 B30 A	05/06-01/10				For cyl: 1-3		DOX-2046		DOX-0150
335 i	Petrol	225/240	N54 B30 A;N55 B30 A	05/06-01/10				For cyl: 4-6		DOX-2026		DOX-0150
335 xi	Petrol	225/240	N54 B30 A;N55 B30 A	03/07-02/10				For cyl: 1-3		DOX-2046		DOX-0150
335 xi	Petrol	225/240	N54 B30 A;N55 B30 A	03/07-02/10				For cyl: 4-6		DOX-2026		DOX-0150
M3 4.0	Petrol	309	S65 B40 A	06/07-01/10				L/R		DOX-2037		DOX-0150
M3 4.4 GTS	Petrol	331	S65 B44 A	03/07-01/10				L/R		DOX-2037		DOX-0150
<b>5 (E34) (87-97)</b>												
518 i	Petrol	83	M40 B18 (184E1)	10/93-04/94	ATM					DOX-1364		DOX-0118
518 i	Petrol	83/85	M40 B18 (184E1); M43 B18 (184E2)	05/94-09/96	M					DOX-1364		DOX-0118
520 i 12V	Petrol	95	M20 B20 (206KA)	06/87-07/90						DOX-1364		DOX-0118
520 i 24V	Petrol	110	M50B20	03/90-06/92						DOX-1369		DOX-0118
520 i 24V	Petrol	110	M50B20	07/91-06/92	ATM					DOX-1369		DOX-0118
520 i 24V	Petrol	110	M50B20	07/91-06/92	M					DOX-1369		DOX-0118
525 i 12V	Petrol	125	M20 B25 (256K1)	02/88-07/90	ATM					DOX-1364		DOX-0118
525 i 12V	Petrol	125	M20 B25 (256K1)	02/88-08/90	M					DOX-1364		DOX-0118
525 i 24V	Petrol	141	M50B25	03/90-09/96						DOX-1369		DOX-0118
525 ix 24V	Petrol	141	M50B25	01/92-03/96						DOX-1369		DOX-0118
525 ix 24V	Petrol	141	M50 B25 (256S1); M50 B25 (256S2)	04/92-08/95	ATM					DOX-1369		DOX-0118
525 ix 24V	Petrol	141	M50 B25 (256S1); M50 B25 (256S2)	10/91-08/95	M					DOX-1369		DOX-0118
530 i l-6	Petrol	138	M30 B30 (306KA)	01/88-06/90	ATM							DOX-0120
530 i l-6	Petrol	138	M30 B30 (306KA)	01/88-04/90	M							DOX-0120
535 i	Petrol	155	M30 B34 (346KB)	11/87-12/92	ATM							DOX-0120
535 i	Petrol	155	M30 B34 (346KB)	11/87-04/93	M							DOX-0120
M5 3.6	Petrol	232	S38 B36 (366S1)	09/88-12/91	M							DOX-0120
M5 3.8	Petrol	250	S38 B38 (386S1)	01/92-08/95	M							DOX-0120
<b>5 (E39) (95-04)</b>												
520 i 2.0	Petrol	110	M52B20	07/96-06/03				For cyl: 1-3		DOX-1174	DOX-1175	DOX-0117
520 i 2.0	Petrol	110	M52B20	07/96-06/03				For cyl: 1-3		DOX-1368		
520 i 2.0	Petrol	110	M52B20	07/96-06/03				For cyl: 4-6		DOX-1174	DOX-1175	DOX-0117
520 i 2.0	Petrol	110	M52B20	07/96-06/03				For cyl: 4-6		DOX-1368		
520 i 2.0	Petrol	100	M52 B20 (206S3); M52 B20 (206S4)	03/97-08/01	ATM			For cyl: 1-3		DOX-1174		DOX-0117
520 i 2.0	Petrol	100	M52 B20 (206S3); M52 B20 (206S4)	03/97-08/01	ATM			For cyl: 4-6		DOX-1174		DOX-0117
520 i 2.0	Petrol	100	M52 B20 (206S3); M52 B20 (206S4)	01/96-06/03	M			For cyl: 1-3		DOX-1174		DOX-0117
520 i 2.0	Petrol	100	M52 B20 (206S3); M52 B20 (206S4)	01/96-06/03	M			For cyl: 4-6		DOX-1174		DOX-0117
520 i 2.2	Petrol	125	M54 B22 (226S1)	09/00-12/03				For cyl: 1-3		DOX-1099	DOX-1175	DOX-0117
520 i 2.2	Petrol	125	M54 B22 (226S1)	09/00-12/03				For cyl: 1-3		DOX-1174		
520 i 2.2	Petrol	125	M54 B22 (226S1)	09/00-12/03				For cyl: 4-6		DOX-1099	DOX-1175	DOX-0117
520 i 2.2	Petrol	125	M54 B22 (226S1)	09/00-12/03				For cyl: 4-6		DOX-1174		
523 i	Petrol	125	M52B25	03/97-08/00				For cyl: 1-3		DOX-1174	DOX-1175	DOX-0117
523 i	Petrol	125	M52B25	03/97-08/00				For cyl: 1-3		DOX-1368		
523 i	Petrol	125	M52B25	03/97-08/00				For cyl: 4-6		DOX-1174	DOX-1175	DOX-0117
523 i	Petrol	125	M52B25	03/97-08/00				For cyl: 4-6		DOX-1368		

# Lambda Sensors



## Application Tables

			KW					L/R	Direct Fit		Universal	
									Before	After	Before	After
<b>BMW continued</b>												
<b>5 (E39) (95-04) continued</b>												
523 i	Petrol	125	M52B25	09/95-09/98	ATM	For cyl: 1-3			DOX-1368			
523 i	Petrol	125	M52B25	09/95-09/98	ATM	For cyl: 4-6			DOX-1368			
523 i	Petrol	125	M52B25	09/95-09/98	M	For cyl: 1-3			DOX-1368			
523 i	Petrol	125	M52B25	09/95-09/98	M	For cyl: 4-6			DOX-1368			
525 i	Petrol	141	M54B25	09/00-05/04		For cyl: 1-3			DOX-1099	DOX-1175	DOX-0117	DOX-0117
525 i	Petrol	141	M54B25	09/00-05/04		For cyl: 1-3			DOX-1174			
525 i	Petrol	141	M54B25	09/00-05/04		For cyl: 4-6			DOX-1099	DOX-1175	DOX-0117	DOX-0117
525 i	Petrol	141	M54B25	09/00-05/04		For cyl: 4-6			DOX-1174			
528 i	Petrol	142	M52B28	09/95-08/00		For cyl: 1-3			DOX-1174	DOX-1175	DOX-0117	DOX-0117
528 i	Petrol	142	M52B28	09/95-08/00		For cyl: 1-3			DOX-1368			
528 i	Petrol	142	M52B28	09/95-08/00		For cyl: 4-6			DOX-1174	DOX-1175	DOX-0117	DOX-0117
528 i	Petrol	142	M52B28	09/95-08/00		For cyl: 4-6			DOX-1368			
530 i	Petrol	170	M54B30 (306S3)	09/00-12/03		For cyl: 1-3			DOX-1099	DOX-1175	DOX-0117	DOX-0117
530 i	Petrol	170	M54B30 (306S3)	09/00-12/03		For cyl: 1-3			DOX-1174			
530 i	Petrol	170	M54B30 (306S3)	09/00-12/03		For cyl: 4-6			DOX-1099	DOX-1175	DOX-0117	DOX-0117
530 i	Petrol	170	M54B30 (306S3)	09/00-12/03		For cyl: 4-6			DOX-1174			
535 i	Petrol	173/180	M62B35	06/96-06/03				L/R	DOX-1174		DOX-0117	DOX-0117
540 i	Petrol	210	448S1 (M62B44); 448S2 (M62B44)	03/96-12/03				L/R	DOX-1174		DOX-0117	DOX-0117
M5 4.9	Petrol	294	S62B50	07/99-06/03	M			L/R	DOX-1174		DOX-0117	DOX-0117
<b>5 (E60, E61) (03-10)</b>												
520 i 2.2	Petrol	125	M54B22	07/03-03/05		For cyl: 1-3 & 4-6			DOX-1099	DOX-1175	DOX-0117	DOX-0117
523 i	Petrol	130	N52B25UL	10/04-12/06		For cyl: 1-3				DOX-2037		DOX-0150
523 i	Petrol	130	N52B25UL	10/04-12/06		For cyl: 4-6				DOX-2026		DOX-0150
523 i	Petrol	140	N52 B25 A;N52 B25 BE	03/07-01/10		For cyl: 1-3				DOX-2046		DOX-0150
523 i	Petrol	140	N52 B25 A;N52 B25 BE	03/07-01/10		For cyl: 4-6				DOX-2039		DOX-0150
525 i 2.5	Petrol	141	M54B256S5	09/03-02/05		For cyl: 1-3			DOX-1174	DOX-1175	DOX-0117	DOX-0117
525 i 2.5	Petrol	141	M54B256S5	09/03-02/05		For cyl: 4-6			DOX-1174	DOX-1175	DOX-0117	DOX-0117
525 i 2.5	Petrol	160	N52B25O0	03/05-12/06		For cyl: 1-3				DOX-2037		DOX-0150
525 i 2.5	Petrol	160	N52B25O0	03/05-12/06		For cyl: 4-6				DOX-2026		DOX-0150
525 i 3.0	Petrol	160	N53B30U0	01/07-12/10		For cyl: 1-3				DOX-2046		DOX-0150
525 i 3.0	Petrol	160	N53B30U0	01/07-12/10		For cyl: 4-6				DOX-2039		DOX-0150
525 xi	Petrol	160	N53 B30 A	09/08-03/10		For cyl: 1-3				DOX-2046		DOX-0150
525 xi	Petrol	160	N53 B30 A	09/08-03/10		For cyl: 4-6				DOX-2039		DOX-0150
525 xi 2.5	Petrol	160	N52 B25 A	04/05-12/06		For cyl: 1-3				DOX-2037		DOX-0150
525 xi 2.5	Petrol	160	N52 B25 A	04/05-12/06		For cyl: 4-6				DOX-2026		DOX-0150
525 xi 3.0	Petrol	160	N53 B30 A	03/07-12/09		For cyl: 1-3				DOX-2046		DOX-0150
525 xi 3.0	Petrol	160	N53 B30 A	03/07-12/09		For cyl: 4-6				DOX-2039		DOX-0150
530 i	Petrol	170	M54B30 (306S3)	12/01-02/05		For cyl: 1-3			DOX-1174	DOX-1175	DOX-0117	DOX-0117
530 i	Petrol	170	M54B30 (306S3)	12/01-02/05		For cyl: 4-6			DOX-1174	DOX-1175	DOX-0117	DOX-0117
530 i	Petrol	190	N52B30O0	09/04-12/06		For cyl: 1-3				DOX-2037		DOX-0150
530 i	Petrol	190	N52B30O0	09/04-12/06		For cyl: 4-6				DOX-2026		DOX-0150
530 i	Petrol	200	N53B30O0	01/07-12/10		For cyl: 1-3				DOX-2046		DOX-0150
530 i	Petrol	200	N53B30O0	03/07-12/09		For cyl: 1-3 & 4-6						DOX-0150
530 i	Petrol	200	N53B30O0	01/07-12/10		For cyl: 4-6				DOX-2039		DOX-0150
530 xi	Petrol	190	N52 B30 A	09/04-12/06		For cyl: 1-3				DOX-2037		DOX-0150
530 xi	Petrol	190	N52 B30 A	09/04-12/06		For cyl: 4-6				DOX-2026		DOX-0150
530 xi	Petrol	200	N53 B30 A	09/08-05/10		For cyl: 1-3				DOX-2046		DOX-0150
530 xi	Petrol	200	N53 B30 A	09/08-12/09		For cyl: 1-3 & 4-6						DOX-0150
530 xi	Petrol	200	N53 B30 A	09/08-05/10		For cyl: 4-6				DOX-2039		DOX-0150
535 i	Petrol	225	N62B40TU	04/06-12/06	M	For cyl: 4-6				DOX-2037		DOX-0150
540 i	Petrol	225	N62 B40 A	01/07-12/09				L		DOX-2046		
540 i	Petrol	225	N62 B40 A	01/07-12/09				L/R				DOX-0150
540 i	Petrol	225	N62 B40 A	01/07-12/09				R		DOX-2037		
550 i	Petrol	270	N62 B48 B;N62B48O1; N62B48TU	07/05-12/10				L		DOX-2046		
550 i	Petrol	270	N62 B48 B;N62B48O1; N62B48TU	07/05-12/10				L/R				DOX-0150
550 i	Petrol	270	N62 B48 B;N62B48O1; N62B48TU	07/05-12/10				R		DOX-2037		
<b>5 (F10, F11) (10-16)</b>												
520 i 1.6	Petrol	125	N20 B16 A	07/13-10/16								DOX-0150
520 i 2.0	Petrol	120/135	N20 B20 A;N20 B20 B	10/10-02/17								DOX-0150
528 i 2.0	Petrol	180	N20 B20 A	09/11-02/17								DOX-0150







			KW					L/R	Direct Fit		Universal	
									Before	After	Before	After
<b>BMW continued</b>												
<b>5 (F10, F11) (10-16) continued</b>												
528 i 3.0	Petrol	190	N53 B30 A	11/09-08/11								DOX-0150
528 xi	Petrol	180	N20 B20 A	09/11-02/17								DOX-0150
550 i	Petrol	300/330	N63 B44 A;N63 B44 B	03/10-02/17			L/R		DOX-2046			DOX-0150
550 xi	Petrol	300/330	N63 B44 A;N63 B44 B	08/10-10/16			L/R		DOX-2046			DOX-0150
<b>5 Gran Turismo (F07) (09-17)</b>												
550 i	Petrol	300/330	N63 B44 A;N63 B44 B	08/09-02/17			L/R		DOX-2046			DOX-0150
550 xi	Petrol	300/330	N63 B44 A;N63 B44 B	06/10-02/17			L/R		DOX-2046			DOX-0150
<b>6 (E63, E64) (04-10)</b>												
630 i	Petrol	190/200	N52B30O0;N53 B30 A; N53B30O0	09/04-08/10		For cyl: 1-3			DOX-2046			DOX-0150
630 i	Petrol	190/200	N52B30O0;N53 B30 A; N53B30O0	09/04-08/10		For cyl: 4-6			DOX-2039			DOX-0150
650 i	Petrol	270	N62 B48 B	09/05-08/07		For cyl: 1-4 & 5-8						DOX-0150
650 i	Petrol	270	N62 B48 B	09/05-08/10			L		DOX-2046			
650 i	Petrol	270	N62 B48 B	09/05-08/10			L/R					DOX-0150
650 i	Petrol	270	N62 B48 B	09/05-08/10			R		DOX-2037			
<b>6 Coupe/Convertible (F12, F13) (10-18)</b>												
650 i	Petrol	298/300/330	N63 B44 A;N63 B44 B	12/10-06/18			L/R		DOX-2046			DOX-0150
650 xi	Petrol	300/330	N63 B44 A;N63 B44 B	09/11-06/18			L/R		DOX-2046			DOX-0150
<b>6 Gran Coupe (F06) (11-18)</b>												
650 i	Petrol	330	N63 B44 B	07/12-10/18			L/R		DOX-2046			DOX-0150
650 xi	Petrol	330	N63 B44 B	07/12-10/18			L/R		DOX-2046			DOX-0150
<b>7 (E32) (86-94)</b>												
730 i I-6	Petrol	138/145	M30 B30 (306EA); M30 B30 (306KA)	09/87-03/94								DOX-0120
735 i	Petrol	162	M30 B35 (Motronic,9.2:1)	09/87-01/89								DOX-0120
735 i	Petrol	155/162	M30 B34 (346KB); M30 B35 (Motronic,9.2:1)	06/86-07/92	ATM							DOX-0120
735 i	Petrol	155/162	M30 B34 (346KB); M30 B35 (Motronic,9.2:1)	06/86-02/92	M							DOX-0120
<b>7 (E38) (94-01)</b>												
728 i	Petrol	142	M52B28	08/95-11/01		For cyl: 1-3			DOX-1174	DOX-1175	DOX-0117	DOX-0117
728 i	Petrol	142	M52B28	08/95-11/01		For cyl: 1-3			DOX-1368			
728 i	Petrol	142	M52B28	08/95-11/01		For cyl: 4-6			DOX-1174	DOX-1175	DOX-0117	DOX-0117
728 i	Petrol	142	M52B28	08/95-11/01		For cyl: 4-6			DOX-1368			
735 i	Petrol	173	M62B35	03/96-09/98			L/R		DOX-1174		DOX-0117	DOX-0117
740 i 4.4	Petrol	210	448S1 (M62B44)	02/96-07/01			L/R		DOX-1174		DOX-0117	DOX-0117
750 i	Petrol	240	M73 B54 (54121); M73 B54 (54122)	11/94-07/01	ATM		L/R		DOX-1174		DOX-0117	DOX-0117
<b>7 (E65, E66) (01-08)</b>												
730 i	Petrol	170	M54B30	09/03-02/05	ATM	For cyl: 1-3 & 4-6			DOX-1099	DOX-1175	DOX-0117	DOX-0117
730 i	Petrol	170	M54B30	09/03-02/05	ATM	For cyl: 1-3 & 4-6			DOX-1174			
730 i	Petrol	190	N52B30O0	03/05-08/08	ATM	For cyl: 1-3			DOX-2037			DOX-0150
730 i	Petrol	190	N52B30O0	03/05-08/08	ATM	For cyl: 1-3 & 4-6						DOX-0150
730 i	Petrol	190	N52B30O0	03/05-08/08	ATM	For cyl: 4-6			DOX-2026			DOX-0150
740 i	Petrol	225	N62 B40 A	03/05-08/08	ATM		L		DOX-2046			
740 i	Petrol	225	N62 B40 A	03/05-08/08	ATM		L/R					DOX-0150
740 i	Petrol	225	N62 B40 A	03/05-08/08	ATM		R		DOX-2037			
750 i	Petrol	270	N62 B48 B	03/05-08/08	ATM		L		DOX-2046			
750 i	Petrol	270	N62 B48 B	03/05-08/08	ATM		L/R					DOX-0150
750 i	Petrol	270	N62 B48 B	03/05-08/08	ATM		R		DOX-2037			
760 i	Petrol	327	N73 B60 A;N73 B60 B	09/06-08/08	ATM				DOX-2037			DOX-0150
<b>7 (F01, F02, F03, F04) (08-15)</b>												
4.4 ActiveHybrid	Petrol/Electric	330/342	N63 B44 A	04/10-06/12			L/R		DOX-2046			DOX-0150
740 i	Petrol	240	N54 B30 A	09/08-06/12		For cyl: 1-3			DOX-2046			DOX-0150
740 i	Petrol	240	N54 B30 A	09/08-06/12		For cyl: 4-6			DOX-2039			DOX-0150
750 i, Li	Petrol	300/330	N63 B44 A;N63 B44 B	09/08-06/15			L/R		DOX-2046			DOX-0150
750 xi	Petrol	300/330	N63 B44 A;N63 B44 B	09/09-06/15			L/R		DOX-2046			DOX-0150
760 i	Petrol	400	N74 B60 A	09/09-12/15			L/R		DOX-2046			DOX-0150
<b>8 (E31) (90-99)</b>												
840 Ci	Petrol	210	448S1 (M62B44)	03/96-06/99	ATM		L/R	DOX-1174			DOX-0117	
840 i	Petrol	210	M60 B40 (408S1)	04/94-02/96			L				DOX-0118	
840 i	Petrol	210	M60 B40 (408S1)	04/94-02/96	ATM		L/R	DOX-1318				
840 i	Petrol	210	M60 B40 (408S1)	04/94-02/96	M		L/R	DOX-1319				







# Lambda Sensors







## Application Tables







			KW					L/R	Direct Fit		Universal		
									Before	After	Before	After	
<b>BMW continued</b>													
<b>8 (E31) (90-99) continued</b>													
850 Ci	Petrol	240	M73 B54 (54121)	09/94-12/99	ATM		L/R	DOX-1174			DOX-0117		
850 CSi	Petrol	280	S70 B56 (56121)	11/92-07/96	M		L/R	DOX-1364			DOX-0118		
<b>X1 (E84) (09-15)</b>													
16 i	Petrol	105	N20 B16 A	03/13-06/15								DOX-0150	
18 i	Petrol	100/110	N46 B20 B;N46 B20 BD; N46 B20 C;N46 B20 CC; N46 B20 CD;N46 B20 E	03/10-06/15			L		DOX-2046			DOX-0150	
20 i	Petrol	135	N20 B20 A	09/11-06/15								DOX-0150	
20 xi	Petrol	135	N20 B20 A	09/11-06/15								DOX-0150	
25 xi	Petrol	160	N52 B30 A	03/10-08/11				For cyl: 1-3		DOX-2046		DOX-0150	
25 xi	Petrol	160	N52 B30 A	03/10-08/11				For cyl: 4-6		DOX-2026		DOX-0150	
28 xi 2.0	Petrol	180	N20 B20 A	03/11-06/15								DOX-0150	
28 xi 3.0	Petrol	190	N52 B30 A	09/09-08/11				For cyl: 1-3		DOX-2046		DOX-0150	
28 xi 3.0	Petrol	190	N52 B30 A	09/09-08/11				For cyl: 4-6		DOX-2026		DOX-0150	
<b>X3 (E83) (04-11)</b>													
2.5 i	Petrol	141	M54 B25 (256S5)	03/04-07/06				For cyl: 1-3		DOX-1174	DOX-1175	DOX-0117	DOX-0117
2.5 i	Petrol	141	M54 B25 (256S5)	03/04-07/06				For cyl: 4-6		DOX-1174	DOX-1175	DOX-0117	DOX-0117
2.5 si	Petrol	160	N52 B25 A;N52 B25 AF; N52 B25 BF	08/06-08/08				For cyl: 1-3			DOX-2046		DOX-0150
2.5 si	Petrol	160	N52 B25 A;N52 B25 AF; N52 B25 BF	08/06-08/08				For cyl: 4-6			DOX-2026		DOX-0150
25 xi	Petrol	160	N52 B25 A;N52 B25 AF; N52 B25 BF	09/08-08/10				For cyl: 1-3			DOX-2046		DOX-0150
25 xi	Petrol	160	N52 B25 A;N52 B25 AF; N52 B25 BF	09/08-08/10				For cyl: 4-6			DOX-2026		DOX-0150
3.0 xi	Petrol	170	M54B30 (306S3)	09/03-07/06				For cyl: 1-3 & 4-6		DOX-1174	DOX-1175	DOX-0117	DOX-0117
30 xi	Petrol	200	N52 B30 A;N52 B30 BF	09/08-09/10				For cyl: 1-3			DOX-2046		DOX-0150
30 xi	Petrol	200	N52 B30 A;N52 B30 BF	09/08-09/10				For cyl: 4-6			DOX-2026		DOX-0150
<b>X3 (F25) (10-17)</b>													
20 i 1.6	Petrol	125	N20 B16 A	04/14-08/17								DOX-0150	
20 i 2.0	Petrol	135	N20 B20 A	04/14-08/17								DOX-0150	
20 xi	Petrol	135	N20 B20 A	10/11-08/17								DOX-0150	
28 xi 2.0	Petrol	180	N20 B20 A	04/12-08/17								DOX-0150	
<b>X4 (F26) (14-18)</b>													
20 xi	Petrol	135	N20 B20 A	04/14-03/18								DOX-0150	
28 xi	Petrol	180	N20 B20 A	04/14-03/18								DOX-0150	
<b>X5 (E53) (00-06)</b>													
3.0 i	Petrol	170	M54B30 (306S3)	04/00-11/06				For cyl: 1-3		DOX-1174	DOX-1175	DOX-0117	DOX-0117
3.0 i	Petrol	170	M54B30 (306S3)	04/00-11/06				For cyl: 4-6		DOX-1174	DOX-1175	DOX-0117	DOX-0117
4.4 i	Petrol	235	N62B44A	10/03-10/06	ATM		R					DOX-0117	
4.4 i	Petrol	210	448S2 (M62B44)	01/00-08/03	ATM		L/R	DOX-1174	DOX-1175	DOX-0117	DOX-0117	DOX-0117	
4.6 is	Petrol	255	468S1 (M62B46)	10/01-09/03	ATM		L/R	DOX-1174	DOX-1175	DOX-0117	DOX-0117	DOX-0117	
4.8 is	Petrol	265	N62 B48 A	04/04-09/06	ATM		R					DOX-0117	
<b>X5 (E70) (07-13)</b>													
3.0 si	Petrol	200	N52 B30 A;N52 B30 AF; N52 B30 BF	10/06-09/08				For cyl: 1-3			DOX-2046		DOX-0150
3.0 si	Petrol	200	N52 B30 A;N52 B30 AF; N52 B30 BF	10/06-09/08				For cyl: 4-6			DOX-2026		DOX-0150
30 xi	Petrol	200	N52 B30 A	10/08-03/10				For cyl: 1-3			DOX-2046		DOX-0150
30 xi	Petrol	200	N52 B30 A	10/08-03/10				For cyl: 4-6			DOX-2026		DOX-0150
48 xi	Petrol	261	N62 B48 B	10/06-03/10				L/R			DOX-2037		DOX-0150
50 xi	Petrol	300	N63 B44 A	04/10-07/13				L/R			DOX-2046		DOX-0150
M 4.4	Petrol	408	S63 B44 A	07/09-07/13				L/R			DOX-2037		DOX-0150
<b>X5 (F15) (12-18)</b>													
50 xi	Petrol	330	N63 B44 B	08/13-07/18				L/R			DOX-2046		DOX-0150
<b>X6 (E71, E72) (08-14)</b>													
35 xi	Petrol	225/240	N54 B30 A;N55 B30 A	06/07-07/14	ATM			For cyl: 1-3			DOX-2046		DOX-0150
35 xi	Petrol	225/240	N54 B30 A;N55 B30 A	06/07-07/14	ATM			For cyl: 4-6			DOX-2039		DOX-0150
4.4 ActiveHybrid	Petrol/ Electric	357	N63 B44 A	01/09-10/11				L/R			DOX-2046		DOX-0150
4.4 ActiveHybrid AWD	Petrol/ Electric	300	N63 B44 A	01/09-10/11				L/R			DOX-2046		DOX-0150
50 xi	Petrol	300/330	N63 B44 A	10/07-07/14				L/R			DOX-2046		DOX-0150
M 4.4	Petrol	408	S63 B44 A	07/09-07/14				L/R			DOX-2037		DOX-0150
<b>X6 (F16) (14-19)</b>													
50 xi	Petrol	330	N63 B44 B	08/14-07/19				L/R			DOX-2046		DOX-0150
<b>Z1 (88-91)</b>													
2.5	Petrol	125	M20 B25 (256K1)	03/89-06/91	M					DOX-1364		DOX-0118	






			KW					L/R	Direct Fit		Universal	
									Before	After	Before	After
<b>BMW continued</b>												
<b>Z3 (E36) (95-03)</b>												
1.8 i	Petrol	85	M43 B18 (184E2)	10/95-10/98					DOX-1318		DOX-0118	
1.9 i	Petrol	85/87/103	M43 B19 (194E1); M44 B19 (194S1)	11/95-01/03					DOX-1174		DOX-0117	
2.0 i	Petrol	110	M52 B20 (206S4)	04/99-01/03		For cyl: 1-3			DOX-1174	DOX-1175	DOX-0117	DOX-0117
2.0 i	Petrol	110	M52 B20 (206S4)	04/99-01/03		For cyl: 4-6			DOX-1174	DOX-1175	DOX-0117	DOX-0117
2.2 i	Petrol	125	M54B22	10/00-06/02		For cyl: 1-3 & 4-6			DOX-1174	DOX-1175	DOX-0117	DOX-0117
2.8 i	Petrol	142	M52 B28 (286S1); M52 B28 (286S2);M52B28	09/98-05/00		For cyl: 1-3			DOX-1174	DOX-1175	DOX-0117	DOX-0117
2.8 i	Petrol	142	M52 B28 (286S1); M52 B28 (286S2);M52B28	09/98-05/00		For cyl: 4-6			DOX-1174	DOX-1175	DOX-0117	DOX-0117
3.0 i	Petrol	170	M54B30 (306S3)	06/00-06/02		For cyl: 1-3			DOX-1099	DOX-1175	DOX-0117	DOX-0117
3.0 i	Petrol	170	M54B30 (306S3)	06/00-06/02		For cyl: 1-3			DOX-1174			
3.0 i	Petrol	170	M54B30 (306S3)	06/00-06/02		For cyl: 1-3 & 4-6					DOX-0117	
3.0 i	Petrol	170	M54B30 (306S3)	06/00-06/02		For cyl: 4-6			DOX-1174	DOX-1175	DOX-0117	DOX-0117
3.0 i	Petrol	170	M54 B30 (306S3)	06/00-06/02		For cyl: 1-3			DOX-1174	DOX-1175	DOX-0117	DOX-0117
3.0 i	Petrol	170	M54 B30 (306S3)	06/00-06/02		For cyl: 4-6			DOX-1174	DOX-1175	DOX-0117	DOX-0117
<b>Z4 (E85, E86) (03-09)</b>												
2.2 i	Petrol	125	M54B22	03/04-10/05		For cyl: 1-3 & 4-6			DOX-1174	DOX-1175	DOX-0117	DOX-0117
2.5 i	Petrol	141	M54B256S5	12/02-12/05		For cyl: 1-3 & 4-6			DOX-1174	DOX-1175	DOX-0117	DOX-0117
2.5 i	Petrol	130	N52 B25 A	09/05-02/09		For cyl: 1-3				DOX-2046		DOX-0150
2.5 i	Petrol	130	N52 B25 A	09/05-02/09		For cyl: 4-6				DOX-2026		
2.5 si	Petrol	155/160	N52 B25 A;N52 B25 AF	09/05-02/09		For cyl: 1-3				DOX-2046		DOX-0150
2.5 si	Petrol	155/160	N52 B25 A;N52 B25 AF	09/05-02/09		For cyl: 4-6				DOX-2026		
3.0 i	Petrol	170	M54B30	12/02-12/05		For cyl: 1-3 & 4-6			DOX-1174	DOX-1175	DOX-0117	DOX-0117
3.0 si	Petrol	195	N52 B30 A;N52 B30 BF	01/06-08/08		For cyl: 1-3				DOX-2046		DOX-0150
3.0 si	Petrol	195	N52 B30 A;N52 B30 BF	01/06-08/08		For cyl: 4-6				DOX-2026		
<b>Z4 (E89) (09-16)</b>												
23 i	Petrol	150	N52 B25 A;N52 B25 BF	10/09-08/11		For cyl: 1-3				DOX-2046		DOX-0150
23 i	Petrol	150	N52 B25 A;N52 B25 BF	10/09-08/11		For cyl: 4-6				DOX-2026		DOX-0150
30 i	Petrol	190	N52 B30 A;N52 B30 B; N52 B30 BF	10/09-08/11		For cyl: 1-3				DOX-2046		DOX-0150
30 i	Petrol	190	N52 B30 A;N52 B30 B; N52 B30 BF	10/09-08/11		For cyl: 4-6				DOX-2026		DOX-0150
35 i	Petrol	225	N54 B30 A	02/09-08/16		For cyl: 1-3				DOX-2046		DOX-0150
35 i	Petrol	225	N54 B30 A	02/09-08/16		For cyl: 4-6				DOX-2026		DOX-0150
35 is	Petrol	250	N54 B30 A	03/10-08/16		For cyl: 1-3				DOX-2046		DOX-0150
35 is	Petrol	250	N54 B30 A	03/10-08/16		For cyl: 4-6				DOX-2026		DOX-0150
<b>Z8 (E52) (00-03)</b>												
4.9	Petrol	294	S62 B50 (508S1)	01/00-12/03	M		L/R		DOX-1174		DOX-0117	
<b>BOGDAN</b>												
<b>2110 (10-14)</b>												
1.6	Petrol	60/65/66	VAZ-21114;VAZ-21124	01/10-12/14							DOX-0150	
<b>2111 (10-14)</b>												
1.6	Petrol	60/65/66	VAZ-21114;VAZ-21124	01/10-12/14							DOX-0150	
<b>2310 (10-14)</b>												
1.6	Petrol	60/66	VAZ-21114;VAZ-21124	01/10-12/14							DOX-0150	
<b>CHEVROLET</b>												
<b>AVALANCHE (05-13)</b>												
5.3 FlexFuel	Petrol/ Ethanol	235	LY5(325CUV8)	06/05-07/07							DOX-0114	
5.3 FlexFuel AWD	Petrol/ Ethanol	231	LMG	01/07-12/13							DOX-0114	
<b>AVEO (T300) (11-)</b>												
1.2	Petrol	51/63	LDC;LWD	03/11-					DOX-2081		DOX-0150	
1.2 LPG	Petrol/ Liquified Petroleum Gas (LPG)	63	LDC	11/12-12/15					DOX-2081		DOX-0150	
1.4	Petrol	74	A 14 XER;LDD	03/11-					DOX-2081		DOX-0150	
1.4 Turbo	Petrol	103	LUJ	08/13-					DOX-2081		DOX-0150	
1.6	Petrol	85	LDE	03/11-					DOX-2003		DOX-0150	DOX-0150
<b>CAPTIVA (06-)</b>												
3.2 AWD	Petrol	169	LU1	06/06-09/09	ATM		L/R			DOX-2050		DOX-0150
<b>CORVETTE (85-97)</b>												
5.7	Petrol	179/183/ 186	L98(350CUV8)	09/88-09/91					DOX-1501		DOX-0116	

			KW					L/R	Direct Fit		Universal	
									Before	After	Before	After
<b>CHEVROLET continued</b>												
<b>CRUZE (09-)</b>												
1.4	Petrol	74/103	A 14 NET;LDD;LUJ	09/10-					DOX-2081		DOX-0150	
<b>MATIZ (05-)</b>												
1.0	Petrol	47/49	LQ4(61CUL4)	03/05-								DOX-0132
1.0 LPG	Petrol/ Liquified Petroleum Gas (LPG)	49	LA2;LQ4(61CUL4)	03/05-03/11								DOX-0132
<b>NIVA (2123) (02-)</b>												
1.7 AWD	Petrol	59	B05C	09/02-							DOX-0150	
<b>ORLANDO (11-)</b>												
1.4	Petrol	103	LUJ	06/12-					DOX-2081			
<b>REZZO (05-)</b>												
2.0	Petrol	89	L88	03/05-06/08							DOX-0123	
<b>SPARK (05-)</b>												
1.0 SX	Petrol	49	LQ4(61CUL4)	05/05-								DOX-0132
<b>TRAX (12-)</b>												
1.4	Petrol	103	LUJ	12/12-					DOX-2081		DOX-0150	
1.4 AWD	Petrol	103	LUJ	12/12-					DOX-2081		DOX-0150	
1.4 LPG	Petrol/ Liquified Petroleum Gas (LPG)	103	LUJ	04/13-					DOX-2081		DOX-0150	
<b>CHRYSLER</b>												
<b>300 M (98-04)</b>												
2.7 V6 24V	Petrol	150	EER	11/98-09/04	ATM		L/R	DOX-1076	DOX-1076	DOX-0119	DOX-0119	
3.5 V6 24V	Petrol	185/187	EGG	07/98-09/04	ATM		L/R	DOX-1076	DOX-1076	DOX-0119	DOX-0119	
<b>CROSSFIRE (03-07)</b>												
3.2	Petrol	160	EGX	07/03-12/08	ATM		L/R		DOX-2007			
3.2 SRT-6	Petrol	246	EGZ	09/04-12/07	ATM		R		DOX-2007			
<b>GS DAYTONA SHELBY (87-92)</b>												
2.2 i Turbo	Petrol	130	EDR	09/86-08/88					DOX-1594		DOX-0115	
<b>LE BARON (86-96)</b>												
2.5 i	Petrol	75	EDM	09/86-08/88					DOX-1594		DOX-0115	
<b>NEON II (99-06)</b>												
1.6	Petrol	85	EJD	11/01-09/05	M				DOX-1076			DOX-0119
2.0 16V	Petrol	98	ECB	10/02-09/05	M				DOX-1055			DOX-0119
2.0 16V	Petrol	98	420H;ECB	08/99-09/05					DOX-1055			DOX-0119
2.0 16V	Petrol	98	420H;ECB	08/99-09/05					DOX-1076			
2.0 16V	Petrol	98	420H;ECB	08/99-09/05					DOX-1157			
2.0 16V R/T	Petrol	110	ECH	10/01-09/05	M				DOX-1055			DOX-0119
<b>PT CRUISER (00-10)</b>												
2.0	Petrol	104	ECC	06/00-12/02						DOX-1055		DOX-0119
2.4	Petrol	110	EDZ	06/00-12/02						DOX-1055		DOX-0119
<b>SEBRING (01-07)</b>												
2.0	Petrol	104	ECC	04/01-10/04						DOX-1076		DOX-0119
2.4	Petrol	112	EDZ	04/01-10/04						DOX-1076		DOX-0119
2.7 V6 24V	Petrol	149	EER;EES	04/01-10/04	ATM		L/R	DOX-1076	DOX-1076	DOX-0119	DOX-0119	
<b>SEBRING (06-10)</b>												
2.0 VVT	Petrol	115	ECN	07/07-12/10					DOX-2044	DOX-2044	DOX-0150	DOX-0150
2.4 VVT	Petrol	125	ED3;EDG	07/07-12/10					DOX-2044	DOX-2044	DOX-0150	DOX-0150
2.7	Petrol	137	EER	07/07-12/10					DOX-2044	DOX-2044	DOX-0150	DOX-0150
2.7 FlexFuel	Petrol/ Ethanol	137	EER	05/07-09/10					DOX-2044	DOX-2044	DOX-0150	DOX-0150
2.7 VVT	Petrol	137	EER	07/07-09/10					DOX-2044	DOX-2044	DOX-0150	DOX-0150
<b>STRATUS (95-01)</b>												
2.0 16V	Petrol	98	ECB	10/97-12/00	M				DOX-1076		DOX-0119	
2.0 LE	Petrol	96	C00	10/97-12/00					DOX-1076		DOX-0119	
2.4 16V	Petrol	112	EDZ	10/97-12/00					DOX-1076		DOX-0119	
2.4 16V	Petrol	103	EDZ	10/97-12/00	ATM				DOX-1076		DOX-0119	
<b>VOYAGER III (95-01)</b>												
2.0 i	Petrol	98	C00	01/95-03/01	M				DOX-1053		DOX-0119	
2.4 AWD	Petrol	111	EDZ	10/98-03/01	M				DOX-1053		DOX-0119	
2.4 i	Petrol	111	B00	10/98-03/01	ATM				DOX-1053		DOX-0119	
<b>VOYAGER IV (00-08)</b>												
2.4	Petrol	108	EDZ	03/01-07/04					DOX-1061	DOX-1056	DOX-0119	DOX-0119
3.3	Petrol	128	EGA;EGM	03/01-07/04	ATM					DOX-1056		DOX-0119
3.3 AWD	Petrol	128	EGA	03/01-07/04	ATM					DOX-1056		DOX-0119







			KW					L/R	Direct Fit		Universal	
									Before	After	Before	After
<b>CHRYSLER continued</b>												
<b>VOYAGER IV (00-08) continued</b>												
3.8	Petrol	160	EGH		03/01-06/04	ATM				DOX-1056		DOX-0119
3.8 AWD	Petrol	160	EGH		03/01-06/04	ATM				DOX-1056		DOX-0119
<b>VOYAGER V (07-)</b>												
3.3	Petrol	125	EGV		01/08-					DOX-2044		DOX-0150
3.8	Petrol	142	EGL		10/07-					DOX-2044		DOX-0150
<b>CITROËN</b>												
<b>AX (86-98)</b>												
1.4 GTi	Petrol	74	KFZ (TU3FJ2)		06/91-12/92							DOX-0120
1.4 GTi	Petrol	66/69	KFY (TU3FJ2); KFZ (TU3FJ2)		06/91-12/96					DOX-1536		DOX-0120
10	Petrol	33/37	CDY (TU9M);CDZ (TU9M)		07/86-12/98					DOX-1536		DOX-0120
11	Petrol	44	H1B;HDZ (TU1M)		09/86-12/97							DOX-0120
14	Petrol	44	KAY (TU3CP)		12/86-12/88							DOX-0120
14	Petrol	55	KDX (TU3M/Z); KDY (TU3FM);KDY (TU3M); KDZ (TU3M/Z)		04/87-04/97					DOX-1536		DOX-0120
14 4x4	Petrol	55	KDX (TU3M/Z); KDY (TU3FM);KDY (TU3M); KDZ (TU3M/Z)		08/91-12/96					DOX-1536		DOX-0120
14 GT	Petrol	59	KDZ (TU3M/Z)		01/89-12/91							DOX-0120
<b>BERLINGO (B9) (08-)</b>												
1.6	Petrol	66/80	NFR (TU5JP4B); NFU (TU5JP4)		04/08-	M				DOX-2001	DOX-2005	DOX-0150 DOX-0150
<b>BERLINGO (MF) (96-11)</b>												
1.1 i	Petrol	44	TU1JP (HFX)		01/01-08/05	M				DOX-2001	DOX-1538	DOX-0150 DOX-0119
1.1 i	Petrol	44	TU1JP (HFX)		01/01-08/05	M				DOX-2045	DOX-2005	DOX-0150
1.1 i	Petrol	44	TU1JP (HFX)		01/01-08/05	M					DOX-2009	
1.1 i	Petrol	44	TU1M+ (HDZ); TU1M+ (HDZG)		07/96-12/02	M				DOX-1535		DOX-0120
1.4	Petrol	53	KFW (TU3JP)		11/02-10/05	M				DOX-1534	DOX-1538	DOX-0121 DOX-0119
1.4 bivalent	Petrol/ Compressed Natural Gas (CNG)	48	KFW (TU3JP)		04/03-05/08	M				DOX-1534	DOX-1538	DOX-0121 DOX-0119
1.4 i	Petrol	55	TU3JP (KFX)		07/96-12/02	M				DOX-1534	DOX-1538	DOX-0121 DOX-0119
1.4 i	Petrol	55	TU3JP (KFX)		07/96-12/02	M				DOX-2001	DOX-2001	DOX-0150 DOX-0150
1.4 i	Petrol	55	TU3JP (KFX)		07/96-12/02	M					DOX-2045	
1.4 i	Petrol	55	TU3JP (KFW)		09/00-05/08	M				DOX-1534	DOX-1538	DOX-0121 DOX-0119
1.4 i	Petrol	55	TU3A (KFW)		09/05-05/08	M					DOX-1538	DOX-0119
1.4 i	Petrol	55	TU3JP (K6C)		01/00-12/02	M				DOX-1535		DOX-0120
1.4 i bivalent	Petrol/ Compressed Natural Gas (CNG)	55	KFW (TU3JP)		04/03-05/08	M				DOX-1534	DOX-1538	DOX-0121 DOX-0119
1.6 16V	Petrol	80	NFU (TU5JP4)		10/00-12/11					DOX-2001	DOX-2005	DOX-0150 DOX-0150
1.8 i	Petrol	66	LFX (XU7JB)		05/97-10/02					DOX-1537		DOX-0104
1.8 i 4WD	Petrol	66	LFX (XU7JB)		04/97-10/01					DOX-1537		DOX-0104
<b>BX (82-94)</b>												
1.9 AWD	Petrol	92	D6U		02/92-06/94							DOX-0120
1.9 TZI	Petrol	92	D6A (XU9J2)		02/92-12/94							DOX-0120
14	Petrol	55	KDY (TU3M);KDZ (TU3M/Z)		01/89-02/93							DOX-0120
15	Petrol	59	B1E (XU51C)		10/87-05/92							DOX-0120
16	Petrol	53/55/ 58/65	B1A (XU51C/K); B1E (XU51C); BAY (XU5CP); BAZ (XU5CP);BDY (XU5M); BDZ (XU5M)		01/87-12/94							DOX-0120
16 E	Petrol	65	BDY (XU5M);BDZ (XU5M)		05/89-02/93							DOX-0120
19	Petrol	70/75/ 78/80/ 88/90	159A;D2A (XU92C); D2C (XU92C);D6A (XU9J2); DDZ (XU9M);DKZ (XU9JA)		07/86-12/94							DOX-0120
19 4x4	Petrol	78/80	D2E;DDZ (XU9M)		06/89-05/91							DOX-0120
19 Cat	Petrol	75	DFZ (XU9J1)		07/86-12/94							DOX-0120
19 E	Petrol	80	DDZ (XU9M)		06/88-02/93							DOX-0120
19 E 4x4	Petrol	80	D2F		04/89-02/93							DOX-0120
19 GTi	Petrol	88/90	D6A (XU9J2);DKZ (XU9JA)		10/84-06/94							DOX-0120
19 GTi 16V	Petrol	108/116	D6C (XU9J4);DFW (XU9J4)		09/87-02/93							DOX-0120







			KW					L/R	Direct Fit		Universal	
									Before	After	Before	After
<b>CITROËN continued</b>												
<b>BX (82-94) continued</b>												
19 GTi 4x4	Petrol	88	DKZ (XU9JA)	06/88-02/93							DOX-0120	
<b>C1 I (05-14)</b>												
1.0	Petrol	50	CFB (1KR)	06/05-09/14	M				DOX-2028	DOX-2066	DOX-0150	DOX-0150
<b>C2 (03-10)</b>												
1.1	Petrol	44	HFX (TU1A);HFX (TU1JP)	09/03-09/12					DOX-2005	DOX-1538	DOX-0150	DOX-0119
1.4	Petrol	54	KFV (TU3A);KFV (TU3JP)	09/03-12/09					DOX-1534	DOX-1538	DOX-0121	DOX-0119
1.4	Petrol	54	KFV (TU3JP)	10/06-12/09						DOX-1538		DOX-0119
1.4 16V	Petrol	65	KFU (ET3J4)	04/05-12/09					DOX-2001		DOX-0150	
1.6	Petrol	80	NFU (TU5JP4)	07/03-10/10					DOX-2001	DOX-2005	DOX-0150	DOX-0150
1.6 VTS	Petrol	90	NFS (TU5JP4S)	10/04-12/09					DOX-2001	DOX-2005	DOX-0150	DOX-0150
<b>C3 I (02-)</b>												
1.1 i	Petrol	44	HFX (TU1A);HFX (TU1JP)	02/02-						DOX-1538		DOX-0119
1.1 i	Petrol	44	TU1JP	02/02-					DOX-2005		DOX-0150	
1.4 16V	Petrol	65	KFU (ET3J4)	12/03-					DOX-2001		DOX-0150	
1.4 i	Petrol	54	TU3JP	02/02-11/10					DOX-1534	DOX-1538	DOX-0121	DOX-0119
1.4 i Bivalent	Petrol/ Compressed Natural Gas (CNG)	54	KFV (TU3JP)	02/02-					DOX-1534	DOX-1538	DOX-0121	DOX-0119
1.6 16V	Petrol	80	NFU (TU5JP4)	02/02-08/10					DOX-2005	DOX-2005	DOX-0150	DOX-0150
<b>C3 II (09-)</b>												
1.1	Petrol	44	HFV (TU1A);HFX (TU1A)	09/09-01/13						DOX-1538		DOX-0119
1.1 BiFuel	Petrol/ Liquefied Petroleum Gas (LPG)	44	HFV (TU1A)	11/10-						DOX-1538		DOX-0119
1.4	Petrol	54	K6E (TU3A);KFT (TU3AE5)	11/09-09/16						DOX-1538		DOX-0119
<b>C3 Pluriel (03-)</b>												
1.4	Petrol	54	KFV (TU3A);KFV (TU3JP)	05/03-					DOX-1534	DOX-1538	DOX-0121	DOX-0119
1.6	Petrol	80	NFU (TU5JP4)	05/03-					DOX-2001	DOX-2005	DOX-0150	DOX-0150
<b>C4 (Grand) Picasso I (06-13)</b>												
1.6 16V	Petrol	110	5FX (EP6DT)	07/08-08/13					DOX-2005		DOX-0150	
1.6 THP 155	Petrol	115	5FV (EP6CDT)	09/10-08/13					DOX-2005		DOX-0150	
1.8 BiFuel	Petrol/ Ethanol	92	6FY (EW7A)	01/09-10/12	M				DOX-2005	DOX-2045	DOX-0150	DOX-0150
1.8 i 16V	Petrol	92	6FY (EW7A)	10/06-12/11	M				DOX-2005	DOX-2045	DOX-0150	DOX-0150
2.0 i 16V	Petrol	103/105	RFJ (EW10A)	10/06-08/13					DOX-2005	DOX-2045	DOX-0150	DOX-0150
<b>C4 (Grand) Picasso II (13-)</b>												
1.6 THP 150	Petrol	110	5FX (EP6DT)	09/14-					DOX-2005		DOX-0150	
1.6 THP 155	Petrol	115	5FV (EP6CDT)	02/13-					DOX-2005		DOX-0150	
1.6 THP 165	Petrol	121	5GZ (EP6FDT)	07/14-					DOX-2005		DOX-0150	
<b>C4 Coupe (04-11)</b>												
1.4 16V	Petrol	65	KFU (ET3J4)	11/04-07/11					DOX-2001		DOX-0150	
1.6 16V	Petrol	80	NFU (TU5JP4)	11/04-07/11					DOX-2001	DOX-2005	DOX-0150	DOX-0150
1.6 THP 150	Petrol	110	5FX (EP6DT)	07/08-07/11	M				DOX-2005		DOX-0150	
2.0 16V	Petrol	100/130	RFK (EW10J4S); RFN (EW10J4)	11/04-12/10					DOX-2045	DOX-2009	DOX-0150	DOX-0150
2.0 VTR	Petrol	103	RFJ (EW10A)	10/06-12/07					DOX-2005	DOX-2045	DOX-0150	DOX-0150
<b>C4 I (LC, LR) (04-11)</b>												
1.4 16V	Petrol	65	KFU (ET3J4)	11/04-07/11					DOX-2001		DOX-0150	
1.6 16V	Petrol	80	NFU (TU5JP4)	11/04-07/11					DOX-2001	DOX-2005	DOX-0150	DOX-0150
1.6 16V Bio-Flex	Petrol/ Ethanol	80	NFU (TU5JP4)	09/07-07/08	M				DOX-2001	DOX-2005	DOX-0150	DOX-0150
1.6 THP 150	Petrol	110	5FX (EP6DT)	07/08-07/11	M				DOX-2005		DOX-0150	
2.0 16V	Petrol	103	RFJ (EW10A)	11/04-07/11					DOX-2005	DOX-2045	DOX-0150	DOX-0150
2.0 16V	Petrol	100/130	RFK (EW10J4S); RFN (EW10J4)	11/04-07/08					DOX-2045	DOX-2009	DOX-0150	DOX-0150
<b>C4 II (B7, NC) (09-)</b>												
1.6 THP 155	Petrol	115	5FV (EP6CDT)	11/09-12/16					DOX-2005		DOX-0150	
<b>C5 I (01-04)</b>												
1.8 16V	Petrol	85	6FZ (EW7J4)	03/01-08/04					DOX-1534	DOX-1539	DOX-0121	DOX-0119
2.0 16V	Petrol	100	RFN (EW10J4)	03/01-08/04					DOX-2005	DOX-2034	DOX-0150	DOX-0150
3.0 Carlsson	Petrol	173	XFX (ES9J4S)	09/03-08/04				L/R	DOX-2005	DOX-2005	DOX-0150	DOX-0150
3.0 V6	Petrol	152	XFX (ES9J4S)	03/01-08/04				L/R	DOX-2005	DOX-2005	DOX-0150	DOX-0150
<b>C5 II (04-)</b>												
1.8 16V	Petrol	85	6FZ (EW7J4)	09/04-					DOX-2005	DOX-2034	DOX-0150	DOX-0150







			KW					L/R	Direct Fit		Universal	
									Before	After	Before	After
<b>CITROËN continued</b>												
<b>C5 II (04-) continued</b>												
1.8 16V	Petrol	92	6FY (EW7A)	09/05-					DOX-2005	DOX-2045	DOX-0150	DOX-0150
2.0 16V	Petrol	103	RFJ (EW10A)	09/04-					DOX-2005	DOX-2045	DOX-0150	DOX-0150
3.0 V6	Petrol	152/155/173	XFU (ES9A);XFV (ES9A); XFX (ES9J4S)	09/04-			L/R		DOX-2005	DOX-2005	DOX-0150	DOX-0150
3.0 V6	Petrol	152/155/173	XFU (ES9A);XFV (ES9A); XFX (ES9J4S)	09/04-			R			DOX-2009		
<b>C5 III (08-)</b>												
1.6 THP 150	Petrol	110	5FN (EP6CDT)	04/09-					DOX-2005		DOX-0150	
1.6 THP 155	Petrol	115	5FV (EP6CDT)	04/09-					DOX-2005		DOX-0150	
1.8 16V	Petrol	92	6FY (EW7A)	02/08-					DOX-2005	DOX-2045	DOX-0150	DOX-0150
2.0 16V	Petrol	103	RFJ (EW10A)	02/08-					DOX-2005	DOX-2045	DOX-0150	DOX-0150
2.0 16V BioFlex	Petrol/ Ethanol	103	RFJ (EW10A)	02/08-					DOX-2005	DOX-2045	DOX-0150	DOX-0150
3.0 V6	Petrol	155	XFU (ES9A);XFV (ES9A)	02/08-	ATM		Front /Rear		DOX-2005	DOX-2005	DOX-0150	DOX-0150
<b>C6 (05-14)</b>												
3.0 V6	Petrol	155	ES9A (XFV)	09/05-12/12	ATM		L/R		DOX-2005	DOX-2005	DOX-0150	DOX-0150
<b>C8 (02-)</b>												
2.0	Petrol	100	RFN (EW10J4)	07/02-					DOX-2005	DOX-2045	DOX-0150	DOX-0150
2.0 16V	Petrol	103	RFJ (EW10A)	09/05-					DOX-2005	DOX-2045	DOX-0150	DOX-0150
2.2	Petrol	116	3FZ (EW12J4)	07/02-					DOX-2001	DOX-2001	DOX-0150	DOX-0150
3.0 V6	Petrol	150	XFX (ES9J4S)	07/02-	ATM		Front		DOX-2005	DOX-2005		
3.0 V6	Petrol	150	XFX (ES9J4S)	07/02-	ATM		Front /Rear				DOX-0150	DOX-0150
3.0 V6	Petrol	150	XFX (ES9J4S)	07/02-	ATM		Rear		DOX-2001	DOX-2001		
<b>C15 (84-05)</b>												
1.1	Petrol	44	HDZ (TU1M)	08/88-07/96	M				DOX-1535		DOX-0120	
1.1 i	Petrol	44	HDZ (TU1M)	07/88-12/96	M				DOX-1535		DOX-0120	
1.4 E	Petrol	44	150D (XY7)	05/87-07/89	M						DOX-0120	
1.4 i	Petrol	55	TU3M (KDY)	05/91-12/96	M				DOX-1535		DOX-0120	
<b>C-CROSSER (07-)</b>												
2.0	Petrol	108	4B11	11/10-					DOX-0574			
2.0 AWD	Petrol	108	4B11	11/10-					DOX-0574			
2.4 16V	Petrol	125	4B12;SFZ (4B12 MMC)	08/08-					DOX-0574			
<b>C-ELYSEE (12-)</b>												
1.6 VTi 115	Petrol	85	NFP (EC5)	11/12-					DOX-2005	DOX-2009	DOX-0150	DOX-0150
<b>DS3 (09-15)</b>												
1.6 THP 150	Petrol	110	5FN (EP6CDT); 5FX (EP6DT)	01/10-07/15					DOX-2005		DOX-0150	
1.6 THP 155	Petrol	115	5FR (EP6DT); 5FV (EP6CDT)	04/10-07/15					DOX-2005		DOX-0150	
1.6 THP 165	Petrol	121	5GZ (EP6FDT)	10/14-07/15					DOX-2005		DOX-0150	
<b>DS4 (11-15)</b>												
1.6 THP 155	Petrol	115	5FV (EP6CDT)	04/11-07/15					DOX-2005		DOX-0150	
1.6 THP 165	Petrol	121	5FM (EP6CDTM); 5GZ (EP6FDT)	01/12-07/15					DOX-2005		DOX-0150	
<b>DS5 (11-15)</b>												
1.6 THP 150	Petrol	110	5FE (EP6CDTMD)	11/11-07/15					DOX-2005		DOX-0150	
1.6 THP 155	Petrol	115	5FV (EP6CDT)	11/11-07/15					DOX-2005		DOX-0150	
1.6 THP 165	Petrol	121	5FM (EP6CDTM); 5FM (EP6DT); 5GZ (EP6FDT)	01/12-07/15					DOX-2005		DOX-0150	
<b>EVASION (94-02)</b>												
1.8	Petrol	73/76	LFZ (XU7JP)	02/96-07/02						DOX-1536		DOX-0120
2.0	Petrol	89	RFU (XU10J2/C)	06/94-07/02						DOX-1536		DOX-0120
2.0 16V	Petrol	100	RFN (EW10J4)	05/00-07/02					DOX-2001	DOX-2001	DOX-0150	DOX-0150
2.0 16V	Petrol	97	RFV (XU10J4R)	05/98-04/00					DOX-2045	DOX-2009	DOX-0150	DOX-0150
2.0 Turbo C.T.	Petrol	108	RGX (XU10J2TE)	06/94-07/02						DOX-1536		DOX-0120
<b>JUMPER (94-02)</b>												
2.0	Petrol	80	RFW (XU10J2U)	02/94-04/02							DOX-0120	
2.0	Petrol	80	RFW (XU10J2U)	02/94-04/02		Ch: 15267331>			DOX-1536			
2.0 4x4	Petrol	80	RFW (XU10J2U)	08/96-04/02							DOX-0120	
2.0 4x4	Petrol	80	RFW (XU10J2U)	08/96-04/02		Ch: 15267331>			DOX-1536			
<b>JUMPER (02-)</b>												
2.0	Petrol	81	XU10J2	04/02-					DOX-2005	DOX-2009	DOX-0150	DOX-0150
2.0 bivalent	Petrol/ Compre ssed Natur al Gas( CNG)	81	XU10J2	02/03-06/06	M				DOX-2001	DOX-2009	DOX-0150	DOX-0150
2.0 bivalent	Petrol/ Compre ssed Natur al Gas( CNG)	81	XU10J2	02/03-06/06	M				DOX-2045			

# Lambda Sensors







## Application Tables







			KW					L/R	Direct Fit		Universal	
									Before	After	Before	After
<b>CITROËN continued</b>												
<b>JUMPY (95-06)</b>												
1.6	Petrol	58	220 A2.000;1580 SPI	10/95-08/00					DOX-1536		DOX-0120	
1.6 i	Petrol	58	220 A2.000;1580 SPI	10/95-08/00					DOX-1536		DOX-0120	
2.0	Petrol	100	RFN (EW10J4)	04/00-12/06					DOX-2001	DOX-2001	DOX-0150	DOX-0150
2.0 i 16V	Petrol	102	RFN (EW10J4)	03/00-10/06					DOX-2001	DOX-2001	DOX-0150	DOX-0150
<b>JUMPY (06-)</b>												
2.0 i	Petrol	103	RFH (EW10A);RFJ (EW10A)	01/07-03/16					DOX-2005	DOX-2045	DOX-0150	DOX-0150
<b>NEMO (08-)</b>												
1.4	Petrol	54	KFT (TU3A);KfV (TU3A)	02/08-						DOX-1538		DOX-0119
<b>SAXO (96-04)</b>												
1.0 X	Petrol	33/37	CDY (TU9M);CDZ (TU9M)	05/96-06/03					DOX-1535		DOX-0120	
1.1 BiFuel	Petrol/ Liquified Petroleum Gas (LPG)	44	HDZ (TU1M)	07/00-06/03					DOX-1535		DOX-0120	
1.1 X,SX	Petrol	40/44	HDZ (TU1M);TU1M (HDZ)	05/96-09/03					DOX-1535		DOX-0120	
1.1 X,SX	Petrol	44	TU1JP (HFX)	05/96-09/03					DOX-2005	DOX-2005		
1.1 X,SX	Petrol	44	TU1JP (HFX)	05/96-09/03					DOX-2045			
1.1 X,SX	Petrol	44	TU1JP (HFX)	05/96-09/03	M						DOX-0150	DOX-0150
1.4 VTS	Petrol	55	TU3JP (KFX)	05/96-06/03	ATM				DOX-1535		DOX-0120	
1.4 VTS	Petrol	55	TU3JP (KFX)	05/96-06/03	M				DOX-1535	DOX-2001	DOX-0104	DOX-0150
1.4 VTS	Petrol	55	TU3JP (KFX)	05/96-06/03	M				DOX-1537	DOX-2045	DOX-0120	
1.4 VTS	Petrol	55	TU3JP (KFX)	05/96-06/03	M				DOX-2001		DOX-0150	
1.4 VTS	Petrol	55	TU3JP (KFW)	09/99-06/03	ATM				DOX-2001	DOX-2005	DOX-0150	DOX-0150
1.4 VTS	Petrol	55	TU3JP (KFW)	05/98-06/03	M				DOX-1534	DOX-1538	DOX-0121	DOX-0119
1.6	Petrol	88	NFX (TU5JP4)	02/96-12/03	M				DOX-1535	DOX-1538	DOX-0119	DOX-0119
1.6	Petrol	88	NFX (TU5JP4)	02/96-12/03	M				DOX-1538		DOX-0120	
1.6	Petrol	66	NFZ (TU5JP)	06/96-08/99	ATM				DOX-1535		DOX-0120	
1.6	Petrol	66	NFZ (TU5JP)	02/96-06/03	M				DOX-1535		DOX-0120	
1.6	Petrol	66	NFZ (TU5JP)	02/96-06/03	M				DOX-2001		DOX-0150	
1.6	Petrol	74	NFT (TU5JP)	02/01-12/03	M				DOX-2001	DOX-2005	DOX-0150	DOX-0150
1.6	Petrol	74	NFT (TU5JP)	02/01-12/03	M				DOX-2045			
1.6 VTL,VTR	Petrol	65	NFZ (TU5JP)	05/96-06/03	M				DOX-1535		DOX-0120	
1.6 VTL,VTR	Petrol	65	NFZ (TU5JP)	05/96-06/03	M				DOX-2001		DOX-0150	
1.6 VTS	Petrol	87	NFX (TU5JP4)	06/96-08/99	M				DOX-1535		DOX-0120	
<b>XANTIA (93-03)</b>												
1.6 i	Petrol	65	BFZ (XU5JP)	08/93-03/01	M				DOX-1535		DOX-0120	
1.8 i	Petrol	66	LFX (XU7JB)	04/97-04/03	M				DOX-1537		DOX-0104	
1.8 i	Petrol	74	LFZ (XU7JP)	09/93-01/98	ATM				DOX-1535		DOX-0120	
1.8 i	Petrol	74	LFZ (XU7JP)	03/93-01/98	M				DOX-1535		DOX-0120	DOX-0120
1.8 i 16V	Petrol	81	LFY (XU7JP4)	06/95-04/03	M				DOX-1535		DOX-0104	
1.8 i 16V	Petrol	81	LFY (XU7JP4)	06/95-04/03	M				DOX-1537		DOX-0120	
2.0 i	Petrol	89	RFX (XU10J2C)	09/93-04/03	ATM				DOX-1535		DOX-0120	
2.0 i	Petrol	89	RFX (XU10J2C)	03/93-06/95	M				DOX-1535		DOX-0120	
2.0 i 16V	Petrol	110/112	RFT (XU10J4/Z); RFY (XU10J4/Z)	03/93-01/98	M						DOX-0120	
2.0 i 16V	Petrol	97	RFV (XU10J4R)	06/95-04/03	M				DOX-1536		DOX-0120	
2.0 Turbo	Petrol	108	RGX (XU10J2TE)	06/95-04/03	M				DOX-1535		DOX-0120	
<b>XM (89-94)</b>												
2.0	Petrol	85/94	R6A;XU10J	05/89-07/94							DOX-0120	
2.0 i	Petrol	79/89/99	RDZ (XU10MZ); RFV (XU10J4R); RFZ (XU10J2);XU102C	05/89-06/94							DOX-0120	
2.0 i Turbo	Petrol	104	RGY (XU10J2TE/Z)	09/92-06/94							DOX-0120	
2.0 Turbo	Petrol	104	RGY (XU10J2TE/Z)	09/92-04/94							DOX-0120	
<b>XM (94-00)</b>												
2.0 i 16V	Petrol	97	RFV (XU10J4R)	04/96-10/00					DOX-1536		DOX-0120	
2.0 Turbo	Petrol	108	RGX (XU10J2TE); RGY (XU10J2TE/Z)	04/96-10/00					DOX-1536		DOX-0120	
<b>XSARA (97-05)</b>												
1.4 i	Petrol	55	KFW (TU3JP);KFX (TU3JP)	06/98-08/00	M				DOX-1537		DOX-0104	
1.4 i	Petrol	55	TU3JP (KFW)	09/00-08/05	M				DOX-1534	DOX-1538	DOX-0121	DOX-0119
1.4 i	Petrol	55	TU3JP (KFX)	04/97-08/00	M				DOX-1535	DOX-2001	DOX-0120	DOX-0150
1.4 i	Petrol	55	TU3JP (KFX)	04/97-08/00	M				DOX-2001	DOX-2045	DOX-0150	
1.6 16V	Petrol	80	NFU (TU5JP4)	09/00-08/05					DOX-2001	DOX-2005	DOX-0150	DOX-0150
1.6 16V	Petrol	80	NFU (TU5JP4)	09/00-08/05					DOX-2045	DOX-2009		
1.6 16V	Petrol	80	NFU (TU5JP4)	09/00-03/05	ATM				DOX-2001	DOX-2005	DOX-0150	DOX-0150







			KW					L/R	Direct Fit		Universal	
									Before	After	Before	After
<b>CITROËN continued</b>												
<b>XSARA (97-05) continued</b>												
1.6 16V	Petrol	80	NFU (TU5JP4)	09/00-03/05	ATM				DOX-2045			
1.6 16V	Petrol	80	NFU (TU5JP4)	09/00-08/02	M				DOX-2001	DOX-2005	DOX-0150	DOX-0150
1.6 16V	Petrol	80	NFU (TU5JP4)	09/00-08/02	M				DOX-2045			
1.6 i	Petrol	65	NFZ (TU5JP)	04/97-09/00					DOX-1535		DOX-0120	
1.6 i	Petrol	65	NFZ (TU5JP)	04/97-09/00					DOX-2001		DOX-0150	
1.8 i	Petrol	66	LFZ (XU7JB)	04/97-09/00	M				DOX-1537		DOX-0104	
1.8 i	Petrol	74	LFZ (XU7JP)	02/98-09/00	ATM				DOX-1536		DOX-0120	
1.8 i 16V	Petrol	81	LFY (XU7JP4)	04/97-09/00	M				DOX-1537		DOX-0104	
1.8 i Aut.	Petrol	74	LFZ (XU7JP)	04/97-09/00	ATM				DOX-1536		DOX-0120	
1.8 i Aut.	Petrol	74	LFZ (XU7JP)	05/98-09/00	M				DOX-1536		DOX-0120	
2.0 16V	Petrol	97	RFV (XU10J4R)	07/98-09/00					DOX-1535		DOX-0120	
2.0 16V	Petrol	97	RFV (XU10J4R)	11/98-09/00	ATM				DOX-1535		DOX-0120	
2.0 16V	Petrol	97	RFV (XU10J4R)	07/98-09/00	M				DOX-1535		DOX-0120	
2.0 16V	Petrol	100	RFN (EW10J4)	09/00-08/05					DOX-2001	DOX-2009	DOX-0150	DOX-0150
2.0 16V	Petrol	100	RFN (EW10J4)	09/00-08/05					DOX-2045			
2.0 16V	Petrol	100	RFN (EW10J4)	09/00-08/05	M				DOX-2001	DOX-2009	DOX-0150	DOX-0150
2.0 16V	Petrol	100	RFN (EW10J4)	09/00-08/05	M				DOX-2045			
2.0 i 16V	Petrol	120	RFS (XU10J4RS)	02/98-03/05	M				DOX-1536	DOX-2005	DOX-0120	DOX-0150
2.0 i 16V	Petrol	120	RFS (XU10J4RS)	02/98-03/05	M				DOX-2001	DOX-2009	DOX-0150	
2.0 i 16V	Petrol	120	RFS (XU10J4RS)	02/98-03/05	M				DOX-2045			
<b>XSARA Picasso (99-11)</b>												
1.6	Petrol	70	NFV (TU5JP)	12/99-12/10					DOX-2005	DOX-2001	DOX-0150	DOX-0150
1.6	Petrol	70	NFV (TU5JP)	12/99-12/10					DOX-2045	DOX-2045		
1.6	Petrol	65	NFZ (TU5JP)	12/99-09/01					DOX-2001		DOX-0150	
1.6	Petrol	65	NFZ (TU5JP)	12/99-09/01					DOX-2045			
1.6 16V	Petrol	80	NFU (TU5JP4)	06/05-12/11					DOX-2001	DOX-2005	DOX-0150	DOX-0150
1.8 16V	Petrol	85	6FZ (EW7J4)	02/00-08/05					DOX-1534	DOX-1539	DOX-0121	DOX-0119
2.0 16V	Petrol	100	RFN (EW10J4)	01/03-06/12					DOX-2001	DOX-2009	DOX-0150	DOX-0150
<b>ZX (91-98)</b>												
1.1	Petrol	44	HDZ (TU1M)	03/91-06/97					DOX-1535		DOX-0120	
1.1	Petrol	44	HDZ (TU1M)	03/91-06/97					DOX-1536			
1.4 i	Petrol	55	TU3M (KDY)	03/91-06/97	M						DOX-0120	
1.4 i	Petrol	55	TU3JP (KFX)	07/96-10/97	M				DOX-1535		DOX-0120	
1.4 i	Petrol	55	TU3MC (KDX)	09/92-06/97	M						DOX-0120	
1.4 i	Petrol	55	TU3MC (KDX)	09/94-06/97	M	- ABS, - PS			DOX-1536		DOX-0120	
1.4 i	Petrol	55	TU3MC (KDX)	09/94-06/97	M	+ ABS, + PS			DOX-1535		DOX-0120	
1.6	Petrol	66	BDY (XU5M);BFZ (XU5JP)	07/94-10/97					DOX-1536		DOX-0120	
1.6 i	Petrol	65	BDY (XU5M);BFZ (XU5JP)	03/91-10/97					DOX-1536		DOX-0120	
1.8	Petrol	76/82	LFY (XU7JP4); LFZ (XU7JP)	03/91-10/97					DOX-1536		DOX-0120	
1.8 i	Petrol	74	LFZ (XU7JP)	07/92-10/97					DOX-1536		DOX-0120	
1.8 i 16V	Petrol	81	LFY (XU7JP4)	01/96-02/98					DOX-1536		DOX-0120	
1.9	Petrol	93	D6E (XU9JA)	03/91-06/97							DOX-0120	
1.9 i	Petrol	88	DKZ (XU9JA)	03/91-06/97							DOX-0120	
2.0	Petrol	90/122	RFS (XU10J4RS); RFX (XU10J2C)	07/94-10/97					DOX-1536		DOX-0120	
2.0 i	Petrol	89	RFX (XU10J2C)	07/92-06/97					DOX-1536		DOX-0120	
2.0 i 16V	Petrol	112	RFT (XU10J4/Z); RFY (XU10J4/Z)	07/92-10/94							DOX-0120	
2.0 i 16V	Petrol	110/114/ 120	RFS (XU10J4RS); RFT (XU10J4/Z); RFY (XU10J4/Z)	07/92-10/97					DOX-1536		DOX-0120	
<b>DACIA</b>												
<b>DOKKER (12-)</b>												
1.2 TCe	Petrol	85	H5F 402;H5F 408	11/12-					DOX-0590		DOX-0150	
1.2 TCe	Petrol	85	H5F 402;H5F 408	11/12-					DOX-2076			
1.2 TCe 115	Petrol	84	H5F 402;H5F 408	12/12-					DOX-0590		DOX-0150	
1.2 TCe 115	Petrol	84	H5F 402;H5F 408	12/12-					DOX-2076			
<b>DUSTER (17-)</b>												
1.2 TCe 125	Petrol	92	H5F 408	10/17-					DOX-0590		DOX-0150	
1.2 TCe 125	Petrol	92	H5F 408	10/17-					DOX-2076			
1.2 TCe 125 4x4	Petrol	92	H5F 410	10/17-					DOX-0590		DOX-0150	
1.2 TCe 125 4x4	Petrol	92	H5F 410	10/17-					DOX-2076			
<b>DUSTER (10-)</b>												
1.2 TCe 125	Petrol	92	H5F 404;H5F 408	10/13-01/18					DOX-0590	DOX-2076	DOX-0150	DOX-0150
1.2 TCe 125	Petrol	92	H5F 404;H5F 408	10/13-01/18					DOX-2076			
1.2 TCe 125 4x4	Petrol	92	H5F 404;H5F 410	10/13-					DOX-0590	DOX-2076	DOX-0150	DOX-0150

			KW					L/R	Direct Fit		Universal	
									Before	After	Before	After
<b>DACIA continued</b>												
<b>DUSTER (10-) continued</b>												
1.2 TCe 125 4x4	Petrol	92	H5F 404;H5F 410	10/13-					DOX-2076			
1.6 16V	Petrol	77	K4M690	04/10-01/18							DOX-0121	
1.6 16V 4x4	Petrol	77	K4M 606	06/10-					DOX-2076		DOX-0150	
1.6 16V BiFuel	Petrol/ Ethanol	77	K4M 696	08/10-					DOX-2075		DOX-0150	
1.6 16V BiFuel	Petrol/ Liquified Petrol Gas (LPG)	77	K4M 616;K4M 642	04/11-01/18					DOX-2075		DOX-0150	
1.6 SCe 115	Petrol	84	H4M 438;H4M 738	06/15-01/18					DOX-2075	DOX-2075	DOX-0150	DOX-0150
1.6 SCe 115 4x4	Petrol	84	H4M 430;H4M 730;H4M 738	06/15-01/18					DOX-2075	DOX-2075	DOX-0150	DOX-0150
1.6 SCe 115 LPG	Petrol/ Ethanol	84	H4M 740	06/15-01/18					DOX-2075	DOX-2075	DOX-0150	DOX-0150
<b>LODGY (12-)</b>												
1.2 TCe	Petrol	85	H5F 402;H5F 408	03/12-					DOX-0590		DOX-0150	
1.2 TCe	Petrol	85	H5F 402;H5F 408	03/12-					DOX-2076			
<b>LOGAN I (04-)</b>												
1.4	Petrol	55	K7J 710	09/04-							DOX-0121	
1.4 MPI LPG	Petrol/ Liquified Petrol Gas (LPG)	55	K7J 710;K7J 714	02/06-12/12			Eng No: > 061205				DOX-0121	
1.6	Petrol	64	K7M 710	09/04-			Eng No: > 061205				DOX-0121	
1.6 16V	Petrol	77	K4M690	10/06-							DOX-0121	
1.6 BiFuel	Petrol/ Liquified Petrol Gas (LPG)	62	K7M 718;K7M 800	05/10-			Eng No: > 061205				DOX-0121	
1.6 MPI 85	Petrol	62	K7M 800	05/10-			Eng No: > 061205				DOX-0121	
<b>LOGAN II (12-)</b>												
0.9 TCe 90	Petrol	66	H4B 400;H4B 408	10/12-					DOX-2076		DOX-0150	
0.9 TCe 90 LPG	Petrol/ Liquified Petrol Gas (LPG)	66	H4B 405;H4B 410	09/15-					DOX-2076		DOX-0150	
<b>LOGAN MCV I (07-)</b>												
1.4	Petrol	55	K7J 710	02/07-							DOX-0121	
1.6	Petrol	64	K7M 710	02/07-							DOX-0121	
1.6 16V	Petrol	77	K4M690	02/07-							DOX-0121	
<b>LOGAN MCV II (13-)</b>												
0.9 TCe 90	Petrol	66	H4B 400;H4B 408	02/13-					DOX-2076		DOX-0150	
0.9 TCe 90 LPG	Petrol/ Liquified Petrol Gas (LPG)	66	H4B 405;H4B 410	09/15-					DOX-2076		DOX-0150	
<b>SANDERO I (Stepway) (08-)</b>												
1.6	Petrol	64	K7M 710	06/08-							DOX-0121	
<b>SANDERO II (Stepway) (12-)</b>												
0.9 TCe 90	Petrol	66	H4B 400	10/12-					DOX-2076		DOX-0150	
0.9 TCe 90 LPG	Petrol/ Liquified Petrol Gas (LPG)	66	H4B 410	09/15-					DOX-2076		DOX-0150	
<b>DAEWOO</b>												
<b>ARANOS (95-97)</b>												
1.8	Petrol	70	Y18L	01/95-11/97					DOX-1000		DOX-0125	
<b>ESPERO (91-99)</b>												
1.5 16V	Petrol	66	A15MF	10/93-06/99					DOX-1000		DOX-0125	
1.8	Petrol	66/70	C18LE	02/95-09/99					DOX-1000		DOX-0125	
2.0	Petrol	74/77/81	C20LE;C20LZ	10/91-06/99					DOX-1000		DOX-0125	
<b>LANOS (97-)</b>												
1.3	Petrol	55	L13(82CUL4)	05/97-					DOX-1000	DOX-1599	DOX-0125	DOX-0119
1.5	Petrol	63/73	L43(91CUL4);LX6(91CUL4)	05/97-					DOX-1000	DOX-1599	DOX-0125	DOX-0119









			KW					L/R	Direct Fit		Universal	
									Before	After	Before	After
<b>DAEWOO continued</b>												
<b>LANOS (97-) continued</b>												
1.6 16V	Petrol	78	L44(98CUL4)	02/97-					DOX-1000	DOX-1599	DOX-0125	DOX-0119
<b>LEGANZA (97-04)</b>												
2.0 16V	Petrol	98	X 20 SED	06/97-12/02			Euro 2		DOX-1000		DOX-0125	
2.0 16V	Petrol	98	X 20 SED	06/97-12/02			Euro 3				DOX-0123	
2.2 16V	Petrol	100	T22SED	04/99-12/02							DOX-0119	
2.2 16V	Petrol	100	T22SED	04/99-12/02							DOX-0123	
<b>MATIZ (98-04)</b>												
0.8	Petrol	38	F8CV	09/98-09/00			Euro 2		DOX-1599		DOX-0119	
0.8	Petrol	38	F8CV	10/00-12/04			Euro 3				DOX-0123	
1.0	Petrol	47	B10S	01/03-12/04			Euro 3				DOX-0123	
<b>NEXIA (95-08)</b>												
1.5	Petrol	44/52/ 55/59	G15MF	02/95-06/08					DOX-1000		DOX-0125	
1.5 16V	Petrol	66	A15MF	02/95-08/97					DOX-1000		DOX-0125	
<b>NUBIRA (97-)</b>												
1.6 16V	Petrol	66/76	A16DMS	06/97-							DOX-0123	
1.6 16V	Petrol	78	A16DMS	05/97-05/99			Ch: >580669		DOX-1000		DOX-0125	
1.6 16V	Petrol	78	A16DMS	05/97-05/99			Ch: 580670>				DOX-0123	
2.0	Petrol	81	C20SED	06/99-07/03					DOX-1000		DOX-0125	
2.0 16V	Petrol	98	X 20 SED;Z20L	05/97-			Ch: >642920		DOX-1000		DOX-0125	
2.0 16V	Petrol	98	X 20 SED;Z20L	05/97-			Ch: 642921>				DOX-0123	
2.0 16V	Petrol	93	T20SED	12/00-					DOX-1000		DOX-0125	
2.0 CDX	Petrol	93	T20SED	08/02-07/03					DOX-1000		DOX-0125	
<b>TACUMA / REZZO (00-)</b>												
1.6	Petrol	77	A16DMS	09/00-							DOX-0123	
1.8	Petrol	72/74	F18S2	09/00-							DOX-0123	
2.0	Petrol	89/94	T20SED;X 20 SED	09/00-							DOX-0123	
<b>DAIHATSU</b>												
<b>APPLAUSE I (89-97)</b>												
1.6 16V	Petrol	77	HD-E	06/89-07/97							DOX-0125	
1.6 16V 4WD	Petrol	77	HD-E	06/89-07/97							DOX-0125	
<b>APPLAUSE II (97-00)</b>												
1.6 16V	Petrol	73	HD-E	07/97-05/00					DOX-1405			
<b>CHARADE III (87-93)</b>												
1.0	Petrol	40	CB 90	04/89-12/92							DOX-0125	
1.0 GTi	Petrol	74	CB 80 T	03/87-12/92							DOX-0125	
1.3	Petrol	66	HC-E	11/90-02/93							DOX-0125	
1.3 i	Petrol	66	HC-E	06/88-12/92							DOX-0125	
1.3 i 4WD	Petrol	66	HC-E	06/88-01/93							DOX-0125	
<b>CHARADE IV (93-00)</b>												
1.3 16V	Petrol	55	HC-E	05/96-11/99					DOX-1405		DOX-0125	
1.3 i 16V	Petrol	62	HC;HC-E	01/93-09/00					DOX-1405		DOX-0125	
1.5 i 16V	Petrol	66	HEE	06/94-11/99					DOX-1405		DOX-0125	
1.6 GTi	Petrol	77	HD-E	03/93-11/99							DOX-0125	
<b>CHARADE VI (11-)</b>												
1.33 16V	Petrol	73	1NR-FE	05/11-					DOX-0510	DOX-0269		
<b>COPEN (03-12)</b>												
0.7	Petrol	47/50	JBDET;JB-DET	09/03-09/12						DOX-1403	DOX-0113	DOX-0109
1.3	Petrol	64	K3-VE	03/06-09/12						DOX-0236	DOX-0113	DOX-0109
<b>CUORE VI (03-)</b>												
1.0	Petrol	43	EJ-VE	05/03-					DOX-0619	DOX-1403		DOX-0109
<b>FEROZA (88-99)</b>												
1.6 i 16V	Petrol	70	HD-E	10/88-12/99							DOX-0125	
1.6 i 16V 4x4	Petrol	70	HD-E	10/88-12/99							DOX-0125	
<b>GRAN MOVE (96-02)</b>												
1.5 16V	Petrol	66	HEEG	10/96-07/98					DOX-1405		DOX-0125	
1.6 16V	Petrol	67	HD-EP	05/98-07/02					DOX-0205	DOX-0205	DOX-0109	DOX-0109
1.6 16V	Petrol	67	HD-EP	05/98-07/02					DOX-1405		DOX-0125	
1.6 GX	Petrol	67	HD-EP	06/98-07/02					DOX-0205	DOX-0205	DOX-0109	DOX-0109
1.6 GX	Petrol	67	HD-EP	06/98-07/02					DOX-1405		DOX-0125	
<b>MATERIA (06-)</b>												
1.3	Petrol	67	K3-VE	10/06-						DOX-0236	DOX-0113	DOX-0109
1.5	Petrol	76	3SZ-VE	10/06-						DOX-0236	DOX-0113	DOX-0109
1.5 ECO 4WD	Petrol	76	3SZ-VE	10/06-						DOX-0236	DOX-0113	DOX-0109
<b>MOVE (94-02)</b>												
1.0 i	Petrol	41	EJ-DE	07/00-09/02					DOX-0204	DOX-1403	DOX-0109	DOX-0109
<b>SIRION (98-05)</b>												
1.0	Petrol	40	EJ-DE	04/98-10/00							DOX-0125	







			KW					L/R	Direct Fit		Universal	
									Before	After	Before	After
<b>DAIHATSU continued</b>												
<b>SIRION (98-05) continued</b>												
1.0 i	Petrol	43	EJ-VE	09/00-01/05					DOX-0204	DOX-1403	DOX-0109	DOX-0109
1.0 i	Petrol	41	EJ-DE	04/98-09/00							DOX-0125	
1.0 i 4WD	Petrol	43	EJ-VE	09/00-01/05					DOX-0204	DOX-1403	DOX-0109	DOX-0109
1.0 i 4WD	Petrol	41	EJ-DE	04/99-09/00							DOX-0125	
1.3 Rally	Petrol	81	K3-VE2	06/02-03/05					DOX-0236	DOX-0236	DOX-0109	DOX-0109
1.3 Rally 4WD	Petrol	81	K3-VE2	06/02-03/05					DOX-0236	DOX-0236	DOX-0109	DOX-0109
1.3 Sport	Petrol	75	K3-VE2	08/00-01/05					DOX-0236	DOX-0236	DOX-0109	DOX-0109
1.3 Sport 4WD	Petrol	75	K3-VE2	08/00-03/05					DOX-0236	DOX-0236	DOX-0109	DOX-0109
<b>SIRION (05-)</b>												
1.0	Petrol	51	1KR-FE	01/05-06/13					DOX-0289	DOX-0236	DOX-0106	DOX-0109
1.0 LPG	Petrol/ Liquified Petrol eum Gas (LPG)	51	1KR-FE	01/05-06/13					DOX-0289	DOX-0236	DOX-0106	DOX-0109
1.3	Petrol	64/67	K3-VE	01/05-						DOX-0236	DOX-0113	DOX-0109
1.3 4WD	Petrol	67	K3-VE	03/08-						DOX-0236	DOX-0113	DOX-0109
1.3 4WD	Petrol	64	K3-VE	04/05-						DOX-0237	DOX-0113	DOX-0109
1.5	Petrol	76	3SZ-VE	03/08-						DOX-0236	DOX-0113	DOX-0109
<b>TERIOS (97-05)</b>												
1.3	Petrol	63	K3-VE	07/00-10/06					DOX-0236	DOX-0204	DOX-0109	DOX-0109
1.3 4WD	Petrol	63	K3-VE	10/00-10/05					DOX-0236	DOX-0204	DOX-0109	DOX-0109
1.3 4WD	Petrol	61	HC-EJ	10/97-10/00							DOX-0125	
<b>TERIOS (05-)</b>												
1.3 VVT-i 4x4	Petrol	63	K3-VE	01/06-						DOX-0204	DOX-0113	DOX-0109
1.5 4x4	Petrol	77	3SZ-VE	05/06-10/10						DOX-0204	DOX-0113	DOX-0109
1.5 VVT-i RWD	Petrol	77	3SZ-VE	11/05-10/10						DOX-0204	DOX-0113	DOX-0109
<b>TREVIS (06-)</b>												
1.0	Petrol	43	EJ-VE	06/06-					DOX-0619	DOX-1403		DOX-0109
<b>YRV (01-)</b>												
1.0	Petrol	43	EJ-VE	02/01-06/07	M				DOX-0204	DOX-1403	DOX-0109	DOX-0109
1.3	Petrol	64	K3-VE	02/01-06/07					DOX-0236	DOX-0236	DOX-0109	DOX-0109
1.3	Petrol	64	K3-VE	02/01-06/07							DOX-0113	
1.3 4WD	Petrol	64	K3-VE	02/01-06/07					DOX-0236	DOX-0236	DOX-0109	DOX-0109
1.3 4WD	Petrol	64	K3-VE	02/01-06/07							DOX-0113	
1.3 GTi	Petrol	95	K3-VET	07/02-06/07						DOX-0236	DOX-0113	DOX-0109
<b>DODGE</b>												
<b>AVENGER (07-14)</b>												
2.0	Petrol	115	ECN	06/07-12/11					DOX-2044	DOX-2044	DOX-0150	DOX-0150
2.4	Petrol	125/129	ED3;EDG	06/07-12/14					DOX-2044	DOX-2044	DOX-0150	DOX-0150
<b>CALIBER (06-)</b>												
1.8	Petrol	110	EBA	06/06-12/09					DOX-2044	DOX-2044	DOX-0150	DOX-0150
2.0	Petrol	115	ECN	06/06-					DOX-2044	DOX-2044	DOX-0150	DOX-0150
2.4	Petrol	125	ED3	10/06-					DOX-2044	DOX-2044	DOX-0150	DOX-0150
2.4 4WD	Petrol	125	ED3	10/06-					DOX-2044	DOX-2044	DOX-0150	DOX-0150
2.4 Turbo	Petrol	217	ED4	12/07-					DOX-2044	DOX-2044	DOX-0150	DOX-0150
<b>Grand CARAVAN (07-)</b>												
3.3	Petrol	131	EGV	06/07-12/08					DOX-2044		DOX-0150	
3.8	Petrol	142	EGL	06/07-12/10					DOX-2044		DOX-0150	
<b>JOURNEY (08-)</b>												
2.4	Petrol	125/129	ED3;EDG	09/08-					DOX-2044	DOX-2044	DOX-0150	DOX-0150
2.4 ECO+	Petrol/ Liquified Petrol eum Gas (LPG)	125	EDG	06/08-					DOX-2044	DOX-2044	DOX-0150	DOX-0150
<b>DS</b>												
<b>DS3 (15-19)</b>												
1.6 THP 165	Petrol	121	5GZ (EP6FDT)	07/15-07/19					DOX-2005		DOX-0150	
<b>DS4 (Crossback) (15-18)</b>												
1.6 THP 165	Petrol	121	5GZ (EP6FDT)	07/15-12/18					DOX-2005		DOX-0150	
<b>DS5 (15-18)</b>												
1.6 THP 165	Petrol	121	5GZ (EP6FDT)	07/15-12/18					DOX-2005		DOX-0150	
<b>FIAT</b>												
<b>500 (C) (312) (07-)</b>												
1.4	Petrol	74	169 A3.000;EAB	10/07-					DOX-2006		DOX-0150	
<b>ALBEA / SIENA (96-11)</b>												
1.2	Petrol	44/59	188A4000	04/02-12/12					DOX-2006	DOX-2006	DOX-0150	DOX-0150

			KW					L/R	Direct Fit		Universal	
									Before	After	Before	After
<b>FIAT continued</b>												
<b>ALBEA / SIENA (96-11) continued</b>												
1.4	Petrol	57	178 F3.011;350 A1.000	01/07-12/09							DOX-0121	
1.6	Petrol	76	182 B6.000	01/02-12/12	M				DOX-2020		DOX-0150	
1.6 16V	Petrol	74	178 B3.000	10/99-12/01	M				DOX-1548		DOX-0119	
<b>BARCETTA (95-05)</b>												
1.8 16V	Petrol	96	183A1000	04/95-05/05							DOX-0119	
1.8 16V	Petrol	96	183A1000	04/95-05/98		Ch: >37640			DOX-1370			
1.8 16V	Petrol	96	183A1000	05/98-05/05		Ch: 37640>			DOX-1547			
1.8 16V	Petrol	96	188A6000	04/95-05/05					DOX-1541		DOX-0121	
<b>BRAVA (95-02)</b>												
1.2 16V 80	Petrol	59	182 B2.000;188 A5.000	12/98-12/02					DOX-2006	DOX-2020	DOX-0150	DOX-0150
1.4	Petrol	55	182 A5.000	10/95-10/01					DOX-1544		DOX-0120	
1.4 12 V	Petrol	59	182 A3.000	10/95-08/98					DOX-1544		DOX-0120	
1.6 16V	Petrol	66	182 A6.000	10/95-10/01					DOX-1355		DOX-0119	
1.6 16V	Petrol	76	182 A4.000	02/96-10/01					DOX-1355		DOX-0119	
1.6 16V	Petrol	76	182 A4.000	02/96-10/01					DOX-1548			
1.6 16V	Petrol	76	182 B6.000	01/99-12/02					DOX-1542	DOX-1543	DOX-0121	DOX-0121
1.8 GT 16V	Petrol	83	182 A2.000	10/95-08/01							DOX-0119	
1.8 GT 16V	Petrol	83	182 A2.000	07/99-08/01		Ch: 4873621>			DOX-1547			
<b>BRAVO I (95-01)</b>												
1.2 16V 80	Petrol	59	182 B2.000;188 A5.000	12/98-10/01					DOX-2006	DOX-2020	DOX-0150	DOX-0150
1.4	Petrol	55/59	182 A3.000;182 A5.000	10/95-10/01		Ch: 4029960>			DOX-1544		DOX-0120	
1.6	Petrol	76	182 B6.000	09/00-10/01					DOX-1542	DOX-1543	DOX-0121	DOX-0121
1.6 16V	Petrol	66	182 A6.000	10/95-10/01					DOX-1355		DOX-0119	
1.6 16V	Petrol	76	182 A4.000	03/96-10/01					DOX-1355		DOX-0119	
1.6 16V	Petrol	76	182 A4.000	03/96-10/01					DOX-1548			
1.8 GT	Petrol	83	182 A2.000	10/95-10/01							DOX-0119	
1.8 GT	Petrol	83	182 A2.000	07/99-10/01		Ch: 4873621>			DOX-1547			
2.0 HGT 20V	Petrol	108/113	182 A1.000;182 B7.000	10/95-10/01					DOX-1545		DOX-0120	
<b>BRAVO II (06-14)</b>												
1.4	Petrol	66	192 B2.000	04/07-12/14					DOX-2006	DOX-2006	DOX-0150	DOX-0150
1.4 16V	Petrol	103	198 A7.000	04/10-12/14					DOX-2006	DOX-2006	DOX-0150	DOX-0150
1.4 LPG	Petrol/ Liquified Petroleum Gas (LPG)	66	192 B2.000	12/08-12/14					DOX-2006	DOX-2006	DOX-0150	DOX-0150
1.4 T-Jet	Petrol	88/110	198 A1.000;198 A4.000	09/07-12/14					DOX-2006	DOX-2006	DOX-0150	DOX-0150
<b>CINQUECENTO (91-99)</b>												
0.9 i.e. S	Petrol	29	1170 A1.046	03/95-07/99		Eng No: 9147275>			DOX-1545		DOX-0120	
1.1 Sporting	Petrol	40	176 B2.000	10/94-01/98					DOX-1544		DOX-0120	
<b>COUPE (93-00)</b>												
1.8 16V	Petrol	96	183 A1.000	03/96-08/00							DOX-0119	
1.8 16V	Petrol	96	183 A1.000	05/98-08/00		Eng No: 1070426>			DOX-1549			
2.0 16V	Petrol	102	836 A3.000	11/93-05/95					DOX-1351		DOX-0115	
2.0 20V	Petrol	108/113	182 A1.000;182 B3.000	08/96-08/00					DOX-1545		DOX-0120	
2.0 20V Turbo	Petrol	162	175 A3.000	08/96-08/00					DOX-1545		DOX-0120	
<b>CROMA (85-96)</b>												
2000 16V	Petrol	101	154 E1.000	08/92-08/96							DOX-0120	
2000 16V	Petrol	101	154 E1.000	02/95-08/96		Ch: 14972>			DOX-1545			
2500 V6	Petrol	119	834 G.000	06/93-02/95		Ch: >14972					DOX-0120	
<b>DOBLO (01-)</b>												
1.2	Petrol	48	223 A5.000	03/01-					DOX-2006	DOX-2006	DOX-0150	DOX-0150
1.2	Petrol	48	223 A5.000	03/01-						DOX-2025		
1.4	Petrol	57	350 A1.000	10/05-					DOX-2006	DOX-2006	DOX-0150	DOX-0150
1.6 16V	Petrol	76	182 B6.000	10/01-					DOX-2006	DOX-2006	DOX-0150	DOX-0150
1.6 16V	Petrol	76	182 B6.000	10/01-						DOX-2025		
1.6 Natural Power	Petrol/ Compressed Natural Gas (CNG)	76	182 B6.000	09/02-12/03						DOX-2025		DOX-0150
<b>DOBLO (10-)</b>												
1.4	Petrol	70/88	198 A4.000;843 A1.000	02/10-					DOX-2006	DOX-2006	DOX-0150	DOX-0150
1.4 Natural Power	Petrol/ Compressed Natural Gas (CNG)	88	198 A4.000	02/10-					DOX-2006	DOX-2006	DOX-0150	DOX-0150
2.0 D Multijet	Diesel	99	263 A1.000	01/10-	M				DOX-1547		DOX-0119	

# Lambda Sensors







## Application Tables

			KW					L/R	Direct Fit		Universal	
									Before	After	Before	After
<b>FIAT continued</b>												
<b>DUCATO (230) (94-02)</b>												
2.0	Petrol	80	RFW	03/94-04/02		Ch: 5267331>			DOX-1536		DOX-0120	
2.0 4x4	Petrol	80	RFW	11/94-04/02		Ch: 5267331>			DOX-1536		DOX-0120	
2.0 Panorama/Combinato	Petrol	80	RFW	03/94-04/02		Ch: 5267331>			DOX-1536		DOX-0120	
<b>DUCATO (244) (02-)</b>												
2.0	Petrol	81	RFL	04/02-06/06					DOX-2005	DOX-2009	DOX-0150	DOX-0150
2.0 4x4	Petrol	81	RFL	05/02-06/06					DOX-2005	DOX-2009	DOX-0150	DOX-0150
2.0 Bipower	Petrol/Compressed Natural Gas (CNG)	81	RFL	11/02-06/06					DOX-2005	DOX-2009	DOX-0150	DOX-0150
<b>FIORINO (88-01)</b>												
1.3	Petrol	49	146 A5.000	01/88-12/94					DOX-1351		DOX-0115	
1.3	Petrol	49	146 A5.000	01/88-12/94					DOX-1545		DOX-0120	
1.3 70	Petrol	49	146 A5.000	01/88-12/94					DOX-1351		DOX-0115	
1.3 70	Petrol	49	146 A5.000	01/88-12/94					DOX-1545		DOX-0120	
1.4	Petrol	49/52	146 C5.000;146 D5.000	11/92-05/01					DOX-1351		DOX-0115	
1.4	Petrol	49/52	146 C5.000;146 D5.000	11/92-05/01					DOX-1545		DOX-0120	
1.4 i.e. 70	Petrol	51	146 C5.000;146 D5.000	05/94-05/01					DOX-1351		DOX-0115	
1.4 i.e. 70	Petrol	51	146 C5.000;146 D5.000	05/94-05/01					DOX-1545		DOX-0120	
1.5 i.e. 75	Petrol	55	149 C1.000	05/88-12/93					DOX-1351		DOX-0115	
1.5 i.e. 75	Petrol	55	149 C1.000	05/88-12/93					DOX-1545		DOX-0120	
1.5 iE	Petrol	55	149 C1.000	01/88-10/92					DOX-1351		DOX-0115	
1.5 iE	Petrol	55	149 C1.000	01/88-10/92					DOX-1545		DOX-0120	
1.6	Petrol	55	146 C6.000;146 D6.000	01/94-05/01					DOX-1351		DOX-0115	
1.6	Petrol	55	146 C6.000;146 D6.000	01/94-05/01					DOX-1545		DOX-0120	
1.6 i.e. 75	Petrol	55	146 C6.000;146 D6.000	10/93-05/01					DOX-1351		DOX-0115	
1.6 i.e. 75	Petrol	55	146 C6.000;146 D6.000	10/93-05/01					DOX-1545		DOX-0120	
<b>FIORINO (07-)</b>												
1.4 Natural Power	Petrol/Compressed Natural Gas (CNG)	51/57	350 A1.000	06/08-		Not for emission code: Euro 6					DOX-0150	DOX-0150
<b>Grande PUNTO (05-)</b>												
1.2	Petrol	48/51	169 A4.000;199 A4.000	10/05-					DOX-2006	DOX-2006	DOX-0150	DOX-0150
1.2	Petrol	51	169 A4.000	09/10-		For vehicles without start-stop function			DOX-2006	DOX-2006		
1.4	Petrol	55/57	199 A7.000;350 A1.000	06/05-					DOX-2006	DOX-2006	DOX-0150	DOX-0150
1.4 16V	Petrol	70/112	198 A1.000;199 A6.000	10/05-07/12					DOX-2006	DOX-2006	DOX-0150	DOX-0150
1.4 LPG	Petrol/Liquefied Petroleum Gas (LPG)	57	350 A1.000	12/08-12/11					DOX-2006	DOX-2006	DOX-0150	DOX-0150
1.4 Natural Power	Petrol/Compressed Natural Gas (CNG)	57	350 A1.000	07/08-12/11					DOX-2006	DOX-2006	DOX-0150	DOX-0150
1.4 T-Jet	Petrol	88	198 A4.000	09/07-					DOX-2006	DOX-2020	DOX-0150	DOX-0150
<b>IDEA (03-)</b>												
1.2 16V	Petrol	59	188 A5.000	01/04-					DOX-2006	DOX-2006	DOX-0150	DOX-0150
1.4	Petrol	57/66	192 B2.000;350 A1.000	12/03-					DOX-2006	DOX-2006	DOX-0150	DOX-0150
1.4 16V	Petrol	70	843 A1.000	01/04-					DOX-2006	DOX-2006	DOX-0150	DOX-0150
1.4 LPG	Petrol/Liquefied Petroleum Gas (LPG)	57	350 A1.000	03/09-					DOX-2006	DOX-2006	DOX-0150	DOX-0150
<b>LINEA (07-)</b>												
1.4	Petrol	57	350 A1.000	06/07-					DOX-2006	DOX-2006	DOX-0150	DOX-0150
1.4 T-Jet	Petrol	88	198 A4.000	05/07-					DOX-2006	DOX-2006	DOX-0150	DOX-0150

			KW					L/R	Direct Fit		Universal	
									Before	After	Before	After
<b>FIAT continued</b>												
<b>MAREA (96-07)</b>												
1.2 16V	Petrol	60	182 B2.000	10/98-05/02					DOX-2006		DOX-0150	
1.4 80 12V	Petrol	59	182 A3.000	09/96-05/02					DOX-1544		DOX-0120	
1.6	Petrol	76	182 B6.000	09/00-08/02					DOX-1542	DOX-1543	DOX-0121	DOX-0121
1.6 100 16V	Petrol	76	182 A4.000	09/96-05/02					DOX-1355		DOX-0119	
1.6 100 16V	Petrol	76	182 A4.000	09/96-05/02					DOX-1548			
1.6 100 16V Bipower	Petrol/ Compressed Natural Gas (CNG)	76	185 A3.000;186 A4.000	04/99-05/02					DOX-1355		DOX-0119	
1.6 100 16V Bipower	Petrol/ Compressed Natural Gas (CNG)	76	185 A3.000;186 A4.000	04/99-05/02					DOX-1548			
1.8 115 16V	Petrol	83	182 A2.000	09/96-05/02							DOX-0119	
1.8 115 16V	Petrol	83	182 A2.000	09/96-05/02		Ch: 0270957>			DOX-1547			
2.0 150 20V	Petrol	110	182 A1.000	09/96-04/99					DOX-1545		DOX-0120	
2.0 150 20V	Petrol	110	185 A8.000	01/01-05/02					DOX-2006	DOX-2006	DOX-0150	DOX-0150
2.0 155 20V	Petrol	113	182 B7.000	04/99-02/03					DOX-2020		DOX-0150	
<b>MULTIPLA (99-10)</b>												
1.6	Petrol	76	182 B6.000	09/00-06/10					DOX-1542	DOX-1543	DOX-0121	DOX-0121
1.6 100 16V	Petrol	76	182 A4.000	04/99-06/10					DOX-1549		DOX-0119	
1.6 16V	Petrol	70	182 B6.000	04/02-06/10					DOX-1542	DOX-1543	DOX-0121	DOX-0121
1.6 16V Bipower	Petrol/ Compressed Natural Gas (CNG)	76	182 B6.000	10/01-06/10					DOX-1549		DOX-0119	
1.6 16V Bipower	Petrol/ Compressed Natural Gas (CNG)	76	186 A4.000	04/99-06/03	M				DOX-1549		DOX-0119	
1.6 16V Blupower	Petrol/ Compressed Natural Gas (CNG)	70	186 A3.000	04/99-06/03	M				DOX-1549		DOX-0119	
1.6 16V GPL	Petrol/ Liquefied Petroleum Gas (LPG)	76	182 B6.000	10/01-06/10					DOX-1542	DOX-1543	DOX-0121	DOX-0121
<b>PALIO (96-)</b>												
1.2	Petrol	54	178 E2.000	11/99-09/01							DOX-0114	
1.2	Petrol	54	178 B5.000	09/97-02/04					DOX-1547		DOX-0119	
1.2	Petrol	44/59	178 B7.045;178 C4.066; 178 D6.011;188 A4.000; 188 A5.000	07/97-10/04					DOX-2006	DOX-2006	DOX-0150	DOX-0150
1.6 16V	Petrol	74	178 B3.000	11/97-10/02					DOX-1548		DOX-0119	
1.6 16V	Petrol	74	178 B3.000	11/97-10/02					DOX-1549			
<b>PANDA (80-04)</b>												
1.1	Petrol	37	156 C.046	05/91-03/95					DOX-1351		DOX-0115	
1.1	Petrol	37	156 C.046	05/91-03/95							DOX-0120	
1.1	Petrol	40	187 A1.000	12/00-02/04					DOX-1541	DOX-1541	DOX-0121	DOX-0121
1000	Petrol	32/37	156 A2.100;156 A3.000; 156 A3.100	01/85-12/92					DOX-1351		DOX-0115	
1000 4x4	Petrol	32/37	141 C2.000;156 A2.100; 156 A2.246;156 A3.000; 156 A3.100	01/86-12/94					DOX-1351		DOX-0115	
1000 i.e	Petrol	33	156 A2.246	08/92-02/04					DOX-1351		DOX-0115	
1000 i.e. Cat	Petrol	33	156A2246	10/87-03/97					DOX-1351		DOX-0115	
1000 i.e. Cat	Petrol	33	141C2000	01/95-08/98					DOX-1545		DOX-0120	
1100	Petrol	37	156 C.046	05/91-12/99					DOX-1351		DOX-0115	
1100	Petrol	37	156 C.046	05/91-12/99							DOX-0120	

# Lambda Sensors







## Application Tables






			KW					L/R	Direct Fit		Universal		
									Before	After	Before	After	
<b>FIAT continued</b>													
<b>PANDA (80-04) continued</b>													
1100	Petrol	40	176B2000	02/95-09/03					DOX-1545		DOX-0120		
1100	Petrol	40	187A1000	12/00-09/03					DOX-1541	DOX-1541	DOX-0121	DOX-0121	
1100 4x4	Petrol	40	176B2000	02/95-07/04					DOX-1545		DOX-0120		
1100 4x4	Petrol	40	187A1000	12/00-07/04					DOX-1541	DOX-1541	DOX-0121	DOX-0121	
1100 Trekking 4x4	Petrol	37	156 C.046	10/91-07/04					DOX-1351	DOX-1541	DOX-0115	DOX-0121	
1100 Trekking 4x4	Petrol	37	156 C.046	10/91-07/04					DOX-1541		DOX-0120		
1100 Trekking 4x4	Petrol	37	156 C.046	10/91-07/04					DOX-1545		DOX-0121		
900	Petrol	29	1170 A1.046	04/92-12/96							DOX-0120		
900	Petrol	29	1170 A1.046	04/92-12/96					Eng No: > 9117331				
900	Petrol	29	1170 A1.046	04/92-12/96					Eng No: 9117331>	DOX-1545			
<b>PANDA (03-)</b>													
1.1	Petrol	40	187 A1.000	09/03-06/10	M						DOX-0121	DOX-0121	
1.2	Petrol	44/51	169 A4.000;188 A4.000	09/03-06/10	M						DOX-0121	DOX-0121	
1.2 4x4	Petrol	44/51	169 A4.000;188 A4.000	09/04-06/10	M						DOX-0121	DOX-0121	
1.2 LPG	Petrol/ Liquified Petroleum Gas (LPG)	44	188 A4.000	04/09-06/10	M						DOX-0121	DOX-0121	
1.2 Natural Power	Petrol/ Compressed Natural Gas (CNG)	44	188 A4.000	01/07-12/11	M						DOX-0121	DOX-0121	
1.4	Petrol	74	169 A3.000	10/06-					DOX-2006	DOX-2006	DOX-0150	DOX-0150	
1.4 Natural Power	Petrol/ Compressed Natural Gas (CNG)	57	350 A1.000	10/09-					DOX-2006	DOX-2006	DOX-0150	DOX-0150	
<b>PANDA (12-)</b>													
1.2	Petrol	51	169 A4.000	02/12-							DOX-0119	DOX-0119	
<b>PUNTO (93-00)</b>													
1.1	Petrol	40	176 B2.000	04/96-02/00							DOX-0120		
1.1	Petrol	40	176 B2.000	04/96-02/00					Eng No: > 5795654				
1.1 55	Petrol	40	176 A6.000;176 B2.000	09/93-09/99					Eng No: 5795654>	DOX-1545		DOX-0120	
1.1 55	Petrol	40	176 A6.000;176 B2.000	09/93-09/99					Eng No: > 5795654			DOX-0120	
1.2 16V	Petrol	63	176 B9.000	04/97-09/99						DOX-1544		DOX-0120	
1.2 16V 85	Petrol	63	176 B9.000	04/97-06/00						DOX-1544		DOX-0120	
1.2 60	Petrol	43	176 A7.000	01/98-09/99						DOX-1546			
1.2 60	Petrol	43	176 A7.000	01/94-09/99					Eng No: > 5795654			DOX-0120	
1.2 60	Petrol	43	176 A7.000	04/94-06/00					Eng No: > 9575654			DOX-0120	
1.2 60	Petrol	43	176 A7.000	01/94-01/98					Eng No: 5795654>	DOX-1545		DOX-0120	
1.2 60	Petrol	43	176 A7.000	04/94-06/00					Eng No: 9575654>	DOX-1545		DOX-0120	
1.2 75	Petrol	54	176 A8.000	01/98-09/99						DOX-1546			
1.2 75	Petrol	54	176 A8.000	10/93-09/99					Eng No: > 5795654			DOX-0120	
1.2 75	Petrol	54	176 A8.000	10/93-01/98					Eng No: 5795654>	DOX-1545		DOX-0120	
1.4 GT Turbo	Petrol	96/98	176 A4.000;176 B6.000	10/93-07/99					Eng No: > 9240632			DOX-0120	
1.4 GT Turbo	Petrol	96/98	176 A4.000;176 B6.000	10/93-07/99					Eng No: 5795654>			DOX-0120	
1.4 GT Turbo	Petrol	96/98	176 A4.000;176 B6.000	10/93-07/99					Eng No: 9240632>	DOX-1545			
60 1.2	Petrol	44	176 B1.000;176 B4.000	01/98-09/99						DOX-1546			
60 1.2	Petrol	44	176 B1.000;176 B4.000	09/93-06/00					Eng No: > 5795654			DOX-0120	
60 1.2	Petrol	44	176 B1.000;176 B4.000	09/93-06/00					Eng No: 5795654>	DOX-1545		DOX-0120	
<b>PUNTO (99-12)</b>													
1.2 16V 80	Petrol	59	188 A5.000	09/99-04/06						DOX-2006	DOX-2006	DOX-0150	DOX-0150







			KW					L/R	Direct Fit		Universal	
									Before	After	Before	After
<b>FIAT continued</b>												
<b>PUNTO (99-12) continued</b>												
1.2 60	Petrol	44	188 A4.000	09/99-12/10					DOX-2006	DOX-2006	DOX-0150	DOX-0150
1.2 BiFuel	Petrol/ Liquified Petrol Gas (LPG)	44	188 A4.000	08/07-03/12					DOX-2006	DOX-2006	DOX-0150	DOX-0150
1.2 Natural Power	Petrol/ Compressed Natural Gas (CNG)	44	188 A4.000	09/03-03/12					DOX-2006	DOX-2006	DOX-0150	DOX-0150
1.4	Petrol	70	843 A1.000	09/03-03/12					DOX-2006	DOX-2006	DOX-0150	DOX-0150
1.8 130 HGT	Petrol	96	183A1000	09/99-03/12					DOX-1548		DOX-0119	
1.8 130 HGT	Petrol	96	188A6000	09/99-03/12			L		DOX-1541		DOX-0121	
<b>PUNTO (12-)</b>												
1.2	Petrol	49/51	169 A4.000;199 B9.000	03/12-			Euro 4		DOX-2006	DOX-2006	DOX-0150	DOX-0150
1.4	Petrol	55/57	199 A7.000;350 A1.000	03/12-			For vehicles without start-stop function		DOX-2006			
1.4	Petrol	55/57	199 A7.000;350 A1.000	03/12-			Euro 4			DOX-2006	DOX-0150	DOX-0150
1.4 BiFuel	Petrol/ Liquified Petrol Gas (LPG)	57	350 A1.000	03/12-			For vehicles without start-stop function		DOX-2006			
1.4 BiFuel	Petrol/ Liquified Petrol Gas (LPG)	57	350 A1.000	03/12-			Euro 4			DOX-2006	DOX-0150	DOX-0150
1.4 MultiAir	Petrol	77/99	955 A2.000;955 A6.000	03/12-			For vehicles without start-stop function		DOX-2006			
1.4 MultiAir	Petrol	77/99	955 A2.000;955 A6.000	03/12-			Euro 4			DOX-2006	DOX-0150	DOX-0150
1.4 Natural Power	Petrol/ Compressed Natural Gas (CNG)	57	350 A1.000	03/12-			For vehicles without start-stop function		DOX-2006			
1.4 Natural Power	Petrol/ Compressed Natural Gas (CNG)	57	350 A1.000	03/12-			Euro 4			DOX-2006	DOX-0150	DOX-0150
<b>PUNTO Evo (08-12)</b>												
1.2	Petrol	48/51	169 A4.000;199 A4.000	10/09-02/12			For vehicles without start-stop function		DOX-2006		DOX-0150	DOX-0150
1.4	Petrol	55/57	199 A7.000;350 A1.000	07/09-02/12					DOX-2006	DOX-2006	DOX-0150	DOX-0150
1.4 LPG	Petrol/ Liquified Petrol Gas (LPG)	57	350 A1.000	10/09-06/11	M				DOX-2006	DOX-2006	DOX-0150	DOX-0150
1.4 Natural Power	Petrol/ Compressed Natural Gas (CNG)	57	350 A1.000	10/09-06/11	M				DOX-2006	DOX-2006	DOX-0150	DOX-0150
<b>QUBO (08-)</b>												
1.4 Natural Power	Petrol/ Compressed Natural Gas (CNG)	57	350 A1.000	10/09-					DOX-2006		DOX-0150	
<b>SCUDO (220) (96-06)</b>												
1.6	Petrol	58	220 A 2.000	02/96-05/00			Ch: >8574		DOX-1536		DOX-0120	







				KW					L/R	Direct Fit		Universal	
										Before	After	Before	After
<b>FIAT continued</b>													
<b>SCUDO (220) (96-06) continued</b>													
1.6	Petrol	58	220 A 2.000	05/00-12/06				Ch: 8574>		DOX-2045		DOX-0150	
2.0	Petrol	100	RFN (EW10J4)	05/00-12/06				Ch: 8574>		DOX-2045		DOX-0150	
2.0 16V	Petrol	100	RFN (EW10J4)	06/00-12/06				Ch: 8574>		DOX-2045		DOX-0150	
<b>SEDICI (06-14)</b>													
1.6 16V	Petrol	79/88	M16A	06/06-06/09						DOX-0351	DOX-0326	DOX-0113	DOX-0109
1.6 16V 4x4	Petrol	79/88	M16A	06/06-06/09						DOX-0351	DOX-0326	DOX-0113	DOX-0109
<b>SEICENTO (98-10)</b>													
0.9	Petrol	29	1170 A1.046	11/97-01/10						DOX-1545		DOX-0120	
1.1	Petrol	40	176 B2.000;176B2000	01/98-01/10						DOX-1544		DOX-0120	
1.1	Petrol	40	187A1000	01/98-01/10						DOX-1541	DOX-1541	DOX-0121	DOX-0121
<b>STILO (01-08)</b>													
1.2 16V	Petrol	59	188 A5.000	02/02-11/06						DOX-2006	DOX-2006	DOX-0150	DOX-0150
1.4 16V	Petrol	66/70	192 B2.000;843 A1.000	10/03-08/08						DOX-2006	DOX-2006	DOX-0150	DOX-0150
1.6 16V	Petrol	76	182 B6.000;192 B3.000	10/01-08/08						DOX-2006	DOX-2020	DOX-0150	DOX-0150
1.8 16V	Petrol	98	192 A4.000	10/01-08/08					L/R	DOX-1541		DOX-0121	
2.4 20V	Petrol	125	192 A2.000	10/01-04/07						DOX-2006	DOX-2006	DOX-0150	DOX-0150
<b>STRADA (99-)</b>													
1.2	Petrol	54	178 B5.000	06/99-12/06						DOX-1547	DOX-2006	DOX-0119	DOX-0150
1.2	Petrol	54	178 B5.000	06/99-12/06						DOX-2006		DOX-0150	
1.2	Petrol	44	188 A4.000	04/03-						DOX-2006	DOX-2006	DOX-0150	DOX-0150
<b>TEMPRA (90-96)</b>													
1.4 i.e.	Petrol	51	160A1046	04/90-08/96						DOX-1351		DOX-0115	
1.4 i.e.	Petrol	51	836A4000	04/90-08/96				Ch: >7559353				DOX-0120	
1.4 i.e.	Petrol	51	836A4000	04/90-08/96				Ch: 6073158>		DOX-1545		DOX-0120	
1.6 i.e.	Petrol	55/57	159 A3.046;159A3046	06/90-02/93						DOX-1351		DOX-0115	
1.6 i.e.	Petrol	55/57	835C1000	02/93-08/96				Ch: >7559353				DOX-0120	
1.6 i.e.	Petrol	55/57	835C1000	10/90-08/96				Ch: 6073158>		DOX-1545		DOX-0120	
1.8 i.e.	Petrol	66/74/ 77/81	159 A4.000;159 A4.046; 835 C2.000;835 C4.000; 836 A5.000	03/90-08/96								DOX-0120	
2.0	Petrol	80	159 A6.046	05/94-12/98								DOX-0120	
2.0 i.e.	Petrol	83	159 A6.046	10/90-09/96								DOX-0120	
2.0 i.e. 4x4	Petrol	83	159 A6.046	03/92-03/95								DOX-0120	
<b>TIPO (160) (87-95)</b>													
1.4	Petrol	52	160A1046	01/88-12/89	M					DOX-1351		DOX-0115	
1.4 i.e.	Petrol	51/57	159 A2.000;160A1046	05/89-12/94	M					DOX-1351		DOX-0115	
1.4 i.e.	Petrol	51	836A4000	07/94-04/95	M					DOX-1545		DOX-0120	
1.6	Petrol	56	159A3048	03/93-06/94	ATM					DOX-1351		DOX-0115	
1.6	Petrol	56	835C1000	03/93-10/95	M							DOX-0120	
1.6 i.e.	Petrol	55/57/66	149 C2.046;159 A3.046; 159A3048	02/88-06/94	ATM					DOX-1351		DOX-0115	
1.6 i.e.	Petrol	55	835C1000	03/93-04/95	M							DOX-0120	
1.8 i.e.	Petrol	77	159 A4.046	10/90-02/93	M					DOX-1351		DOX-0115	
1.8 i.e.	Petrol	66/74/77	159 A4.000;835 C2.000; 835 C4.000;836 A5.000	04/93-10/95	M							DOX-0120	
1.8 i.e. 16V Sport	Petrol	100	160 A5.000	11/89-06/92	M					DOX-1351		DOX-0115	
2.0	Petrol	85	159 A5.046;159 A6.046	10/90-10/92						DOX-1351		DOX-0115	
2.0 16V	Petrol	107	160 A8.046	07/91-02/93	M					DOX-1351		DOX-0115	
2.0 i.e.	Petrol	80/83	159 A5.046;159 A6.046	03/90-04/95						DOX-1351		DOX-0115	
2.0 i.e. 16V Sport	Petrol	102	836 A3.000	03/93-12/94	M					DOX-1351		DOX-0115	
<b>ULYSSE (94-02)</b>													
1.8	Petrol	73	LFW (XU7JP)	05/97-08/02						DOX-1536		DOX-0120	
2.0	Petrol	89	RFU (XU10J2C)	06/94-08/02						DOX-1536		DOX-0120	
2.0 16V	Petrol	97	RFV	05/98-09/00						DOX-2045	DOX-2009	DOX-0150	DOX-0150
2.0 16V	Petrol	97	RFV	05/98-09/00							DOX-2045		
2.0 16V	Petrol	100	RFN (EW10J4)	09/00-08/02						DOX-2045	DOX-2045	DOX-0150	DOX-0150
2.0 Turbo	Petrol	108	RGX (XU10J2CTE)	06/94-08/02						DOX-1536		DOX-0120	
<b>ULYSSE (02-11)</b>													
2.0	Petrol	100	RFN (EW10J4)	08/02-06/11						DOX-2045	DOX-2045	DOX-0150	DOX-0150
3.0	Petrol	150	XFW	08/02-06/11					L	DOX-2005	DOX-2005		
3.0	Petrol	150	XFW	08/02-06/11					L/R			DOX-0150	DOX-0150
3.0	Petrol	150	XFW	08/02-06/11					R	DOX-2001	DOX-2001		
<b>UNO (146) (83-00)</b>													
1.0 i.e. 45	Petrol	33	156 A2.000;156 A2.246	10/89-10/95						DOX-1351		DOX-0115	
1.1 50	Petrol	37	156 C.046	01/90-12/93						DOX-1351		DOX-0115	
1.1 i.e. 50	Petrol	36	146 C3.000	06/92-12/93						DOX-1351		DOX-0115	
1.3 Turbo i.e.	Petrol	74/77	146 A2.000;146 A2.146; 146 A2.246	04/85-03/91						DOX-1351		DOX-0115	









			KW					L/R	Direct Fit		Universal	
									Before	After	Before	After
<b>FIAT continued</b>												
<b>UNO (146) (83-00) continued</b>												
1.4 70	Petrol	52	160 A1.046;160 A1.048	10/88-06/06						DOX-1351		DOX-0115
1.4 i.e. 70	Petrol	51	146 C1.000;160 A1.046	09/89-07/96						DOX-1351		DOX-0115
1.4 Turbo i.e.	Petrol	82/87	146 A8.000;146 A8.046	09/89-12/96						DOX-1351		DOX-0115
1.5 i.e. 75	Petrol	55	138 C2.048;149 C1.000	10/85-12/93						DOX-1351		DOX-0115
45 1.0	Petrol	32	156 A2.048;156 A2.100	10/89-12/93						DOX-1351		DOX-0115
<b>FORD</b>												
<b>B-MAX (12-)</b>												
1.0 EcoBoost	Petrol	74/88/92	M1JA;M1JE;M1JH;SFJA;SFJB;SFJC;SFJD	10/12-								DOX-0150
1.4	Petrol	66	SPJD;SPJE	10/12-						DOX-1726		DOX-0121
1.4 LPG	Petrol/ Liquified Petroleum Gas (LPG)	66	RTJC	08/13-						DOX-1726		DOX-0121
1.6 Ti	Petrol	77	IQJA;IQJC	10/12-						DOX-1726		DOX-0121
<b>C-MAX I (07-10)</b>												
1.6	Petrol	74/85	HWDA;HWDB;HXDA;HXDB;SHDA;SHDB;SHDC;SIDA	02/07-08/10						DOX-2004	DOX-2055	DOX-0150 DOX-0150
1.8	Petrol	90/92	QQDA;QQDB;QQDC	02/07-08/10						DOX-2004	DOX-2068	DOX-0150 DOX-0150
1.8 FlexFuel	Petrol/ Ethanol	92	Q7DA	02/07-08/10						DOX-2004	DOX-2068	DOX-0150 DOX-0150
2.0	Petrol	107	AODA;AODB;AODE;SYDA	02/07-08/10						DOX-2004	DOX-2068	DOX-0150 DOX-0150
2.0 CNG	Petrol/ Compressed Natural Gas (CNG)	107	SYDA	04/09-08/10						DOX-2004	DOX-2068	DOX-0150 DOX-0150
2.0 LPG	Petrol/ Liquified Petroleum Gas (LPG)	107	SYDA	06/08-08/10						DOX-2004	DOX-2068	DOX-0150 DOX-0150
<b>C-MAX II (10-)</b>												
1.0 EcoBoost	Petrol	74/92	B7DA;M1DA;M1DD;M2DA;M2DC	10/12-06/15								DOX-0150
1.6 CNG	Petrol/ Compressed Natural Gas (CNG)	86	MUDA	01/13-12/14								DOX-0132 DOX-0132
1.6 EcoBoost	Petrol	110/134	JQDA;JQDB;JTDA;JTDB	12/10-06/15							DOX-2068	DOX-0150
1.6 FlexFuel	Petrol/ Ethanol	88	MUDA;MUDD	02/11-				L/R		DOX-2068		DOX-0150
1.6 LPG	Petrol/ Liquified Petroleum Gas (LPG)	86/88	MUDA;MUDD	02/12-								DOX-0132 DOX-0132
1.6 Ti	Petrol	63	XTDA;XTDB	12/10-						DOX-2004	DOX-2055	DOX-0150 DOX-0150
1.6 Ti	Petrol	77/88/92	IQDA;IQDB;MUDA;MUDD;PNDA;PNDD	12/10-						DOX-2004	DOX-2055	DOX-0150 DOX-0150
1.6 Ti	Petrol	77/88/92	IQDA;IQDB;MUDA;MUDD;PNDA;PNDD	12/10-				L/R		DOX-2068		
<b>COUGAR (98-01)</b>												
2.0 16V	Petrol	96	EDBA;EDBB;EDBC;EDBD	08/98-12/01						DOX-1371		DOX-0119
2.5 ST 200	Petrol	151	SGA	01/00-12/01				L				DOX-0119
2.5 ST 200	Petrol	151	SGA	01/00-12/01				L/R	DOX-1361			
2.5 ST 200	Petrol	151	SGA	01/00-12/01				R				DOX-0121
2.5 V6 24V	Petrol	125	LCBA;LCBB;LCBC;LCBE	08/98-12/01				L/R	DOX-1361			DOX-0119
<b>ECOSPORT (12-)</b>												
1.0 EcoBoost	Petrol	92/103	M1JC;M1JJ;M1JU;YYJD	10/13-								DOX-0150
<b>ESCORT IV (85-90)</b>												
1.4	Petrol	55	F6B;F6D;FUC	01/86-07/90								DOX-0115
1.4	Petrol	55	F6B;F6D;FUC	01/86-07/90								DOX-0120
1.4 i	Petrol	54	F6B;F6D;FUC	02/86-07/90								DOX-0115
1.4 i	Petrol	54	F6B;F6D;FUC	02/86-07/90								DOX-0120
1.6 i	Petrol	75	LJB	08/89-07/90	M							DOX-0115
1.6 XR3i	Petrol	77	LRB	01/86-07/90	M							DOX-0115

			KW					L/R	Direct Fit		Universal	
									Before	After	Before	After
<b>FORD continued</b>												
<b>ESCORT V (90-95)</b>												
1.3	Petrol	46	JBD	07/90-12/94							DOX-0114	
1.3	Petrol	44	J6A	08/93-01/95	M						DOX-0114	
1.4	Petrol	52	F6F;F6G	07/90-01/95							DOX-0114	
1.6 16V XR3i	Petrol	66	L1E	12/92-01/95					DOX-1353		DOX-0114	
1.6 i 16V	Petrol	65	L1E;L1H;L1K	09/92-01/95					DOX-1353		DOX-0114	
1.8 16V	Petrol	77	RDA	02/92-01/95					DOX-1353		DOX-0114	
1.8 16V XR3i	Petrol	77/96	RDA;RQB	02/92-01/95					DOX-1353		DOX-0114	
1.8 i 16V	Petrol	77/96	RDA;RQB	02/93-01/95					DOX-1353		DOX-0114	
1.8 XR3i 16V 4x4	Petrol	77/96	RDA;RQB	08/93-01/95					DOX-1353		DOX-0114	
2.0 RS 2000	Petrol	110	N7A	05/91-01/95	M				DOX-1353		DOX-0114	
												For right-hand drive vehicles
2.0 RS 2000 4x4	Petrol	110	N7A	05/91-01/95	M				DOX-1353		DOX-0114	
												For right-hand drive vehicles
<b>ESCORT VI (95-01)</b>												
1.3	Petrol	44	J4B;J6A	01/95-02/99					DOX-1353		DOX-0119	
1.4	Petrol	55	F4B;FUH	01/95-08/00							DOX-0114	
1.6 16V	Petrol	66	L1E;L1K	01/95-07/00					DOX-1353		DOX-0114	
1.6 16V 4x4	Petrol	66	L1E	01/95-10/98					DOX-1353		DOX-0114	
1.6 16V XR3i	Petrol	66	L1E;L1H;L1K	02/95-09/99					DOX-1353		DOX-0114	
1.6 i 16V	Petrol	65	L1E;L1H;L1K	01/95-02/99					DOX-1353		DOX-0114	
1.8 16V	Petrol	77/85	RDA;RKC	01/95-02/99					DOX-1353		DOX-0114	
1.8 16V XR3i	Petrol	77/85/96	RDA;RKC;RQB	02/95-08/00					DOX-1353		DOX-0114	
2.0 RS 2000	Petrol	110	N7A	08/95-08/96	M				DOX-1353			
												For right-hand drive vehicles
2.0 RS 2000	Petrol	110	N7A	08/95-08/96	M			R			DOX-0114	
												For right-hand drive vehicles
2.0 RS 2000 4x4	Petrol	110	N7A	08/95-08/96	M				DOX-1353		DOX-0114	
												For right-hand drive vehicles
<b>FIESTA III (89-97)</b>												
1.1	Petrol	37	G6A	03/89-12/95							DOX-0114	
1.3	Petrol	44	J6B;JBB;JBC	03/89-02/96	M						DOX-0114	
1.3 Cat	Petrol	44	J6B	05/91-01/97	M						DOX-0114	
1.4	Petrol	52	F6E	12/92-01/94	M						DOX-0114	
1.6 i 16V	Petrol	65	L1G	01/94-12/95	M				DOX-1353		DOX-0114	
<b>FIESTA IV (95-03)</b>												
1.25 i 16V	Petrol	55	DHA;DHB;DHC;DHD;DHE; DHF;DHG	09/00-01/02						DOX-1716		
1.25 i 16V	Petrol	55	DHA;DHB;DHC;DHD;DHE; DHF;DHG	09/00-01/02								DOX-0119
1.25 i 16V	Petrol	55	DHA;DHB;DHC;DHD;DHE; DHF;DHG	09/98-01/02	ATM				DOX-2013		DOX-0150	
1.25 i 16V	Petrol	55	DHA;DHB;DHC;DHD;DHE; DHF;DHG	02/00-01/02	M				DOX-1371		DOX-0119	
1.3	Petrol	44	J4C;J4J;J4L;J4Q;J4R;J4T	02/96-08/03					DOX-1371		DOX-0114	
1.3	Petrol	44	J4C;J4J;J4L;J4Q;J4R;J4T	02/96-08/03							DOX-0119	
1.3 i	Petrol	37/44	J4C;J4J;J4L;J4Q;J4R;J4T; JBC;JJA;JJC;JJE;JJJ; JJK;JJM	08/95-01/02					DOX-1371		DOX-0114	
1.3 i	Petrol	37/44	J4C;J4J;J4L;J4Q;J4R;J4T; JBC;JJA;JJC;JJE;JJJ; JJK;JJM	08/95-01/02							DOX-0119	
1.4 i	Petrol	66	FHA	04/96-10/99					DOX-2013		DOX-0150	
1.4 i 16V	Petrol	66	FHA;FHE	04/96-01/02					DOX-2013		DOX-0150	
1.6 16V Sport	Petrol	76	L1T;L1V	02/00-01/02	M				DOX-1371		DOX-0119	
<b>FIESTA V (01-08)</b>												
1.25 16V	Petrol	51/55	FUJA;FUJB;M7JA;M7JB	05/02-06/08					DOX-1371	DOX-1371	DOX-0119	DOX-0119
1.3	Petrol	44/51	A9JA;A9JB;BAJA	11/01-06/08					DOX-1371	DOX-1371		DOX-0119
1.4 16V	Petrol	59	FXJA;FXJB	11/01-06/08					DOX-1371	DOX-1371	DOX-0119	DOX-0119
1.6 16V	Petrol	74	FYJA;FYJB	11/01-06/08					DOX-1371		DOX-0119	DOX-0119
1.6 16V	Petrol	74	FYJA;FYJB	11/01-06/08	ATM					DOX-1716		
1.6 16V	Petrol	74	FYJA;FYJB	11/01-06/08	M					DOX-1371		
2.0 ST150	Petrol	110	N4JB	03/05-06/08					DOX-2004	DOX-2068	DOX-0150	DOX-0150







			KW					L/R	Direct Fit		Universal	
									Before	After	Before	After
<b>FORD continued</b>												
<b>FIESTA VI (08-)</b>												
1.0	Petrol	48/59	P4JA;P4JB;P4JC;P4JD; XMJA;XMJB;XMJC;XMJD	10/12-								DOX-0150
1.0 EcoBoost	Petrol	74/92/103	M1JE;M1JH;SFJA;SFJB; SFJC;SFJD;YYJA;YYJB	09/12-								DOX-0150
1.0 Sport	Petrol	103	YYJA;YYJB	05/14-								DOX-0150
1.25	Petrol	44/60	SNJA;SNJB;SNJC;SNJD; STJA;STJB;STJC;STJD	06/08-08/09		Euro 4		DOX-1720	DOX-1720	DOX-0119		DOX-0119
1.25	Petrol	44/60	SNJA;SNJB;SNJC;SNJD; STJA;STJB;STJC;STJD	08/09-12/12		Euro 5			DOX-1726			DOX-0121
1.4	Petrol	71	RTJA;RTJB;SPJA;SPJC; SPJE	10/08-				DOX-1720	DOX-1720			DOX-0119
1.4	Petrol	71	RTJA;RTJB;SPJA;SPJC; SPJE	03/10-	ATM				DOX-1726			DOX-0121
1.4 LPG	Petrol/ Liquified Petrol eum Gas (LPG)	68/71	RTJA;RTJB;RTJD;SPJA; SPJC;SPJE	01/09-				DOX-1720	DOX-1720			DOX-0119
1.4 LPG	Petrol/ Liquified Petrol eum Gas (LPG)	68/71	RTJA;RTJB;RTJD;SPJA; SPJC;SPJE	03/10-	ATM				DOX-1726			DOX-0121
1.6 ST	Petrol	134	JTJA;JTJB	03/13-								DOX-0150
1.6 Ti	Petrol	88	HXJA;HXJB;HXJE	06/08-12/12				DOX-1720	DOX-1726	DOX-0119		
1.6 Ti	Petrol	88	HXJA;HXJB;HXJE	08/09-12/12		Euro 5						DOX-0121
1.6 Ti	Petrol	77/99	IQJA;IQJC;IQJE;U5JA	12/10-12/12					DOX-1726			DOX-0121
<b>FOCUS C-MAX (03-07)</b>												
1.6	Petrol	74	HWDA;HWDB;SHDA;SHDB; SHDC	10/03-03/07					DOX-2004	DOX-2055	DOX-0150	DOX-0150
1.6 Ti	Petrol	85	HXDA;SIDA	08/04-03/07					DOX-2004	DOX-2055	DOX-0150	DOX-0150
1.8	Petrol	88/90/92	CSDA;CSDB;Q7DA;QQDA; QQDB;QQDC	10/03-03/07					DOX-2004	DOX-2068	DOX-0150	DOX-0150
1.8 FlexFuel	Petrol/ Ethanol	92	Q7DA	01/06-03/07					DOX-2004	DOX-2068	DOX-0150	DOX-0150
2.0	Petrol	107	AODA;AODB;AODE;SYDA	03/04-03/07					DOX-2004	DOX-2068	DOX-0150	DOX-0150
<b>FOCUS I (98-05)</b>												
1.4 16V	Petrol	55	FXDA;FXDB;FXDC;FXDD	10/98-11/04					DOX-2004	DOX-1371	DOX-0150	DOX-0119
1.4 16V	Petrol	55	FXDA;FXDB;FXDC;FXDD	10/98-11/04		Euro 3			DOX-1371		DOX-0119	
1.6 16V	Petrol	74	FYDA;FYDB;FYDC;FYDD; FYDH	10/98-11/04					DOX-2004		DOX-0150	
1.6 16V	Petrol	74	FYDA;FYDB;FYDC;FYDD; FYDH	10/98-11/04		Euro 3			DOX-1371		DOX-0119	
1.6 16V	Petrol	74	FYDA;FYDB;FYDC;FYDD; FYDH	10/98-11/04	ATM					DOX-2004		DOX-0150
1.6 16V	Petrol	74	FYDA;FYDB;FYDC;FYDD; FYDH	10/98-11/04	M					DOX-1371		DOX-0119
1.6 16V FlexFuel	Petrol/ Ethanol	75	FYDH	01/02-11/04					DOX-2004		DOX-0150	
1.6 16V FlexFuel	Petrol/ Ethanol	75	FYDH	01/02-11/04		Euro 3			DOX-1371		DOX-0119	
1.6 16V FlexFuel	Petrol/ Ethanol	75	FYDH	01/02-11/04	ATM					DOX-2004		DOX-0150
1.6 16V FlexFuel	Petrol/ Ethanol	75	FYDH	01/02-11/04	M					DOX-1371		DOX-0119
1.8 16V	Petrol	85	EYDB;EYDC;EYDD;EYDE; EYDF;EYDG;EYDI;EYDJ; EYDL	10/98-11/04					DOX-1371	DOX-1371		DOX-0119
1.8 16V	Petrol	85	EYDB;EYDC;EYDD;EYDE; EYDF;EYDG;EYDI;EYDJ; EYDL	10/98-11/04		Euro 3					DOX-0119	
1.8 BiFuel	Petrol/ Liquified Petrol eum Gas (LPG)	82	EYDL	02/03-01/05					DOX-1371	DOX-1371		DOX-0119
1.8 BiFuel	Petrol/ Liquified Petrol eum Gas (LPG)	82	EYDL	02/03-01/05		Euro 3					DOX-0119	
2.0 16V	Petrol	96	EDDB;EDDC;EDDD;EDDF	10/98-11/04					DOX-1371	DOX-1371	DOX-0119	DOX-0119
2.0 RS	Petrol	158	HMDA	10/02-11/04					DOX-1371	DOX-1371	DOX-0119	DOX-0119

			KW					L/R	Direct Fit		Universal	
									Before	After	Before	After
<b>FORD continued</b>												
<b>FOCUS I (98-05) continued</b>												
2.0 ST170	Petrol	127	ALDA		03/02-11/04				DOX-1372	DOX-1371	DOX-0121	DOX-0119
<b>FOCUS II (04-12)</b>												
1.4	Petrol	59	ASDA;ASDB		07/04-07/11				DOX-2004	DOX-2055	DOX-0150	DOX-0150
1.6	Petrol	74	HWDA;HWDB;SHDA;SHDB;SHDC		07/04-07/11				DOX-2004	DOX-2055	DOX-0150	DOX-0150
1.6 LPG	Petrol/ Liquified Petrol Gas (LPG)	85	SIDA		10/09-07/11				DOX-2004	DOX-2055	DOX-0150	DOX-0150
1.6 Ti	Petrol	85	HXDA;HXDB;SIDA		07/04-07/11				DOX-2004	DOX-2055	DOX-0150	DOX-0150
1.8	Petrol	92	Q7DA;QQDA;QQDB		03/06-07/11				DOX-2004	DOX-2068	DOX-0150	DOX-0150
1.8 FlexFuel	Petrol/ Ethanol	92/96	Q7DA;QQDA;QQDB		12/05-07/11				DOX-2004	DOX-2068	DOX-0150	DOX-0150
2.0	Petrol	104/107	AODA;AODB;AODE;SYDA		07/04-07/11				DOX-2004	DOX-2068	DOX-0150	DOX-0150
2.0 CNG	Petrol/ Compressed Natural Gas (CNG)	107	SYDA		04/09-07/11				DOX-2004	DOX-2068	DOX-0150	DOX-0150
2.0 LPG	Petrol/ Liquified Petrol Gas (LPG)	107	SYDA		06/08-07/11				DOX-2004	DOX-2068	DOX-0150	DOX-0150
2.5 ST	Petrol	166	HYDA		10/05-09/12					DOX-2021		DOX-0150
<b>FOCUS III (10-)</b>												
1.0 EcoBoost	Petrol	74/92	M1DA;M1DC;M1DD;M2DA;M2DB;M2DC;SFDA;SFDB		02/12-07/15							DOX-0150
1.6 EcoBoost	Petrol	110/134	JQDA;JQDB;JTDA;JTDB;YUDA		07/10-07/15					DOX-2068		DOX-0150
1.6 FlexFuel	Petrol/ Ethanol	88	MUDA;MUDD		07/10-				DOX-2004	DOX-2055	DOX-0150	DOX-0150
1.6 FlexFuel	Petrol/ Ethanol	88	MUDA;MUDD		07/10-		L/R			DOX-2068		
1.6 LPG	Petrol/ Liquified Petrol Gas (LPG)	86/88	MUDA;MUDD		02/12-				DOX-2004	DOX-2055	DOX-0150	DOX-0150
1.6 LPG	Petrol/ Liquified Petrol Gas (LPG)	86/88	MUDA;MUDD		02/12-		L/R			DOX-2068		
1.6 Ti	Petrol	63/77	IQDA;IQDB;IQDC;XTDA;XTDB		07/10-				DOX-2004	DOX-2055	DOX-0150	DOX-0150
1.6 Ti	Petrol	88/92	MUDA;MUDD;PNDA;PNDD		07/10-				DOX-2004	DOX-2055	DOX-0150	DOX-0150
1.6 Ti	Petrol	88/92	MUDA;MUDD;PNDA;PNDD		07/10-		L/R			DOX-2068		
2.0 ST	Petrol	184	R9DA;R9DB;R9DC;R9DD		07/12-07/15							DOX-0150
<b>FUSION (02-12)</b>												
1.25	Petrol	55	FUJA;FUJB		08/04-07/08				DOX-1371	DOX-1371	DOX-0119	DOX-0119
1.4	Petrol	59	FXJA;FXJB;FXJC		08/02-07/08				DOX-1371	DOX-1371	DOX-0119	DOX-0119
1.6	Petrol	74	FYJA;FYJB;FYJC		08/02-07/08				DOX-1371	DOX-1371	DOX-0119	DOX-0119
<b>GALAXY I (95-06)</b>												
2.0 i	Petrol	85	ZVSA		01/01-05/06				DOX-2004	DOX-2068		DOX-0150
2.0 i	Petrol	85	NSE;ZVSA		11/95-05/06						DOX-0150	
2.0 i	Petrol	85	NSE		11/95-03/00				DOX-2013			
2.3 16V	Petrol	103	E5SB		09/01-05/06				DOX-2004	DOX-2068	DOX-0150	DOX-0150
2.3 16V	Petrol	107	E5SA		04/00-05/06				DOX-2004	DOX-2068		DOX-0150
2.3 16V	Petrol	107	E5SA;Y5B		01/97-05/06						DOX-0150	
2.3 16V	Petrol	107	Y5B		01/97-03/00				DOX-2013			
2.8 i V6	Petrol	128	AAA;AMY		11/95-04/00				DOX-2010		DOX-0150	
2.8 i V6 4x4	Petrol	128	AAA;AMY		04/96-04/00				DOX-2010		DOX-0150	
<b>GALAXY II (06-15)</b>												
1.6 EcoBoost	Petrol	118	JTWA;JTWB		11/10-12/14					DOX-2068		DOX-0150
2.0	Petrol	107	AOWA;AOWB;TBWA;TBWB		05/06-06/15				DOX-2004	DOX-2068	DOX-0150	DOX-0150
2.0 EcoBoost	Petrol	146/149	TNWA;TNWB		03/10-06/15				DOX-2004	DOX-2068	DOX-0150	DOX-0150
2.0 FlexFuel	Petrol/ Ethanol	107	TBWA;TBWB		05/06-06/15				DOX-2004	DOX-2068	DOX-0150	DOX-0150

			KW					L/R	Direct Fit		Universal	
									Before	After	Before	After
<b>FORD continued</b>												
<b>GALAXY II (06-15) continued</b>												
2.3	Petrol	118	SEWA	09/07-06/15					DOX-2004	DOX-2068	DOX-0150	DOX-0150
<b>GALAXY III (15-)</b>												
1.5 EcoBoost	Petrol	118/121	C15HDTX;UNCJ;UNCK	01/15-						DOX-1200		
2.0 EcoBoost	Petrol	176	R9CD;R9CI	01/15-						DOX-1200		
<b>Grand C-MAX (10-)</b>												
1.0 EcoBoost	Petrol	74/92	B3DA;B7DA;M1DA;M1DD;M2DA;M2DC	10/12-06/15								DOX-0150
1.6 EcoBoost	Petrol	110/134	JQDA;JQDB;JTDA;JTDB	12/10-06/15						DOX-2068		DOX-0150
1.6 Ti	Petrol	77/92	IQDA;IQDB;PNDA;PNDD	12/10-					DOX-2004	DOX-2055	DOX-0150	DOX-0150
1.6 Ti	Petrol	77/92	IQDA;IQDB;PNDA;PNDD	12/10-				L/R		DOX-2068		
<b>KA (96-08)</b>												
1.3 i	Petrol	36/44/51	A9A;A9B;BAA;J4D;J4K;J4M;J4N;J4P;J4S;JJB;JJD;JJF;JJG;JJH;JL	09/96-11/08					DOX-1371	DOX-1371		DOX-0119
1.6 i	Petrol	70	CDB;CDC	02/01-11/08					DOX-1371	DOX-1371		DOX-0119
<b>KUGA I (08-12)</b>												
2.5	Petrol	147	HYDB;HYDC	03/09-11/12						DOX-2021		DOX-0150
2.5 4x4	Petrol	147	HYDB;HYDC	02/08-11/12						DOX-2021		DOX-0150
<b>KUGA II (12-)</b>												
1.6 EcoBoost	Petrol	110	JQMA;JQMB	03/13-						DOX-2068		DOX-0150
1.6 EcoBoost 4x4	Petrol	110/134	JQMA;JQMB;JTMA	03/13-						DOX-2068		DOX-0150
<b>MAVERICK (01-)</b>												
3.0 V6 24V	Petrol	145/149	AJ	02/01-				Front		DOX-1716		DOX-0119
<b>MONDEO I (93-96)</b>												
1.6 i 16V	Petrol	66	L1F;L1J	02/93-08/96					DOX-1361		DOX-0119	
1.8 4x4	Petrol	85	RKA	02/93-08/96					DOX-1361		DOX-0119	
1.8 i 16V	Petrol	82/85	RKA;RKB	02/93-08/96					DOX-1361		DOX-0119	
1.8 i 16V 4x4	Petrol	85	RKA	02/93-08/96					DOX-1361		DOX-0119	
2.0 i 16V	Petrol	97/100	NGA	01/93-08/96					DOX-1361		DOX-0119	
2.0 i 16V 4x4	Petrol	97/100	NGA	02/93-08/96					DOX-1361		DOX-0119	
<b>MONDEO II (96-00)</b>												
1.6 i	Petrol	66	L1J	08/96-09/00					DOX-1361		DOX-0119	
1.6 i	Petrol	66	L1J	08/96-09/00					DOX-1371			
1.6 i 16V	Petrol	70	L1L;L1N;L1Q	05/98-09/00					DOX-1371		DOX-0119	
1.8 i	Petrol	85	RKA;RKB;RKF;RKH;RKJ;RKK	08/96-09/00					DOX-1361		DOX-0119	
1.8 i	Petrol	85	RKA;RKB;RKF;RKH;RKJ;RKK	08/96-09/00					DOX-1371			
2.0 i	Petrol	96	NGA	05/98-09/00					DOX-1371		DOX-0119	
2.5 24V	Petrol	125	SEA	08/96-09/00				L/R	DOX-1361		DOX-0119	
2.5 24V	Petrol	125	SEA	08/96-09/00				L/R	DOX-1372		DOX-0121	
2.5 24V	Petrol	125	LCBD;SEB;SEC	10/99-09/00				L/R	DOX-1372		DOX-0121	
2.5 ST 200	Petrol	151	SGA	05/99-09/00				L/R	DOX-1372		DOX-0121	
<b>MONDEO III (00-07)</b>												
1.8 16V	Petrol	81/92	CGBA;CGBB;CHBA;CHBB	10/00-03/07					DOX-1708		DOX-0114	DOX-0119
1.8 SCi	Petrol	96	CFBA	06/03-03/07						DOX-2004		DOX-0150
2.0 16V	Petrol	107	CJBA;CJBB	10/00-03/07					DOX-1708		DOX-0114	DOX-0119
2.5 V6 24V	Petrol	125	LCBD	10/00-03/07					DOX-1726	DOX-1708	DOX-0121	DOX-0114
3.0 ST220	Petrol	166	MEBA	04/02-03/07					DOX-1726		DOX-0121	DOX-0119
3.0 V6 24V	Petrol	150	REBA	09/04-03/07					DOX-1726	DOX-1708	DOX-0121	DOX-0114
<b>MONDEO IV (07-15)</b>												
1.6 EcoBoost	Petrol	118	JTBA;JTBB	11/10-01/15						DOX-2068		DOX-0150
2.0	Petrol	107	AOBA;AOBC;TBBA;TBBB	03/07-01/15					DOX-2004	DOX-2068	DOX-0150	DOX-0150
2.0 EcoBoost	Petrol	176	TPBA	07/10-01/15					DOX-2004	DOX-2068	DOX-0150	DOX-0150
2.0 FlexFuel	Petrol/ Ethanol	107	TBBA;TBBB	03/09-01/15					DOX-2004	DOX-2068	DOX-0150	DOX-0150
2.0 LPG	Petrol/ Liquified Petroleum Gas (LPG)	107	TBBA	07/09-01/15					DOX-2004	DOX-2068	DOX-0150	DOX-0150
2.0 SCTi	Petrol	149	TNBA	03/10-01/15					DOX-2004	DOX-2068	DOX-0150	DOX-0150
2.3	Petrol	118	SEBA	07/07-01/15					DOX-2004	DOX-2068	DOX-0150	DOX-0150
<b>MONDEO V (14-)</b>												
1.5 EcoBoost	Petrol	118/121	UNCA;UNCB;UNCE;UNCF;UNCN	09/14-						DOX-1200		
<b>ORION I (83-86)</b>												
1.6 i	Petrol	77	LRA	07/83-03/86	M						DOX-0115	
<b>ORION II (85-90)</b>												
1.4 Cat	Petrol	54	F6B;F6D	02/87-07/90							DOX-0115	







# Lambda Sensors

## Application Tables

			KW					L/R	Direct Fit		Universal	
									Before	After	Before	After
<b>FORD continued</b>												
<b>ORION II (85-90) continued</b>												
1.6 i	Petrol	77	LRB								DOX-0115	
<b>ORION III (90-93)</b>												
1.3	Petrol	44	J4B;J6A								DOX-0114	
1.4	Petrol	52/54	F6F;F6G;FUH								DOX-0114	
1.6 i 16V	Petrol	66	L1E			M			DOX-1353		DOX-0114	
1.8 i 16V	Petrol	77/96	RDA;RQB			M			DOX-1353		DOX-0114	
<b>PUMA (97-02)</b>												
1.4 16V	Petrol	66	FHD;FHF						DOX-2013		DOX-0150	
1.6 16V	Petrol	76	L1W						DOX-1371		DOX-0119	
1.7 16V	Petrol	92	MHA;MHB						DOX-1371		DOX-0119	
1.7 16V	Petrol	92	MHA;MHB						DOX-2013		DOX-0150	
1.7 Racing ST 160	Petrol	114	MHA						DOX-1371		DOX-0119	
1.7 Racing ST 160	Petrol	114	MHA						DOX-2013		DOX-0150	
<b>SCORPIO I (85-94)</b>												
2.0 i	Petrol	85	N9F								DOX-0114	
2.0 i	Petrol	85	N9F			M					DOX-0114	
2.0 i	Petrol	88	N9D								DOX-0114	
2.0 i	Petrol	88	N9D			ATM					DOX-0115	
2.0 i	Petrol	88	N9D			ATM					DOX-0120	
2.0 i	Petrol	88	N9D			M					DOX-0114	
2.0 i	Petrol	85	NRA								DOX-0115	
2.0 i	Petrol	92	N9B								DOX-0120	
2.4 i	Petrol	92	ARD					L/R			DOX-0114	
2.4 i	Petrol	92	ARD			M		L/R			DOX-0114	
2.4 i	Petrol	96	ARC					L/R			DOX-0115	
2.4 i Cat	Petrol	92	ARD					L/R			DOX-0114	
2.9 24V	Petrol	143	BOA			ATM		L/R			DOX-0114	
2.9 i	Petrol	107	BRF					L/R			DOX-0114	
2.9 i	Petrol	107	BRD			ATM		L/R			DOX-0114	
2.9 i	Petrol	107	BRE;BRF			M		L/R			DOX-0114	
2.9 i	Petrol	110	BRC					L/R			DOX-0115	
2.9 i 24V	Petrol	143	BOA			ATM		L/R			DOX-0114	
2.9 i 4x4	Petrol	107	BRF			M		L/R			DOX-0114	
2.9 i 4x4	Petrol	110	BRC			M		L/R			DOX-0114	
2.9 i 4x4	Petrol	110	BRC			M		L/R			DOX-0115	
2.9 i Cat	Petrol	107	BRE			M		L/R			DOX-0114	
<b>SCORPIO II (94-98)</b>												
2.0 i	Petrol	85	NSD						DOX-2013		DOX-0150	
2.0 i 16V	Petrol	100	N3A						DOX-2013		DOX-0150	
2.3 i 16V	Petrol	108	Y5A						DOX-2013		DOX-0150	
2.9 i	Petrol	110	BRG					L/R			DOX-0114	
<b>SIERRA (87-93)</b>												
1.6	Petrol	53/55	LSE;LSF				+ Catalyst				DOX-0120	
1.6 i	Petrol	59	L6B				+ Catalyst				DOX-0120	
1.8	Petrol	64	R2C;R6A				+ Catalyst		DOX-1353		DOX-0119	
2.0	Petrol	77/80	N8A;N8C;NES								DOX-0120	
2.0 16V Cosworth 4x4	Petrol	162	N5C;N5D								DOX-0120	
2.0 16V Cosworth Cat 4x4	Petrol	162	N5C								DOX-0120	
2.0 4x4	Petrol	88/92	N9C								DOX-0120	
2.0 i	Petrol	74/80/ 85/88/ 90/92	N4A;N4I;N8A;N9A;N9B;N9C; NE5;NEJ								DOX-0120	
2.0 i Cat	Petrol	74	N4B								DOX-0120	
2.0 i DOHC	Petrol	85	N9E								DOX-0120	
2.0 RS Cosworth	Petrol	150	N5B;YBB								DOX-0120	
2.0 RS500 Cosworth	Petrol	167	YBD								DOX-0120	
2.9	Petrol	107	B4B;B4C					L/R			DOX-0115	
2.9 4x4	Petrol	107/110	B4B;B4C					L/R			DOX-0115	
2.9 i	Petrol	107/110	B4B;B4C					L/R			DOX-0115	
2.9 i XR 4x4	Petrol	107/110	B4A;B4B;B4C					L/R			DOX-0115	
<b>S-MAX (06-14)</b>												
1.6 EcoBoost	Petrol	118	JTWA;JTWB							DOX-2068		DOX-0150
2.0	Petrol	107	AOWA;AOWB;TBWA;TBWB						DOX-2004	DOX-2068	DOX-0150	DOX-0150
2.0 EcoBoost	Petrol	146/149/ 176	TNWA;TNWB;TPWA						DOX-2004	DOX-2068	DOX-0150	DOX-0150
2.0 FlexFuel	Petrol/ Ethanol	107	TBWA;TBWB						DOX-2004	DOX-2068	DOX-0150	DOX-0150







# Lambda Sensors

## Application Tables

			KW					L/R	Direct Fit		Universal	
									Before	After	Before	After
<b>FORD continued</b>												
<b>S-MAX (06-14) continued</b>												
2.3	Petrol	118	SEWA		07/07-12/14				DOX-2004	DOX-2068	DOX-0150	DOX-0150
<b>S-MAX (15-)</b>												
1.5 EcoBoost	Petrol	118/121	C15HDTX;UNCJ;UNCN K		01/15-					DOX-1200		
2.0 EcoBoost	Petrol	176	R9CD;R9CI		01/15-					DOX-1200		
<b>STREET KA (03-05)</b>												
1.6	Petrol	70	CDRA;CDRB		05/03-07/05	M			DOX-1372	DOX-1371	DOX-0121	DOX-0119
<b>TOURNEO Connect (02-13)</b>												
1.8 16V	Petrol	85	EYPA;EYPB;EYPC;EYPD		06/02-12/13				DOX-1371	DOX-1371	DOX-0119	DOX-0119
<b>TRANSIT (91-94)</b>												
2.0	Petrol	72	NCA		11/92-08/94	M					DOX-0114	
2.0 i	Petrol	72	NCA		09/91-07/94	M					DOX-0114	
2.9 i	Petrol	107	BRT		10/92-09/94	M					DOX-0114	
<b>TRANSIT (94-00)</b>												
2.0	Petrol	84	NSF;NSG;NSH		06/94-03/00	M			DOX-2013		DOX-0150	
<b>TRANSIT (00-06)</b>												
2.3	Petrol	105	E5FA		03/01-03/06	M			DOX-2004		DOX-0150	
2.3 16V	Petrol	107	E5FA		04/01-05/06	M			DOX-2004		DOX-0150	
2.3 16V RWD	Petrol	107	E5FA;E5FC		08/00-05/06	M			DOX-2004		DOX-0150	
<b>TRANSIT Connect (02-13)</b>												
1.8 16V	Petrol	85	EYPA;EYPC;EYPD		06/02-12/13				DOX-1371	DOX-1371	DOX-0119	DOX-0119
<b>TRANSIT Connect (13-)</b>												
1.6 EcoBoost	Petrol	110	JQGA		11/13-					DOX-2068		DOX-0150
<b>TRANSIT Tourneo (94-00)</b>												
2.0	Petrol	84	NSF;NSG;NSH		11/94-12/99	M			DOX-2013		DOX-0150	
<b>GEELY</b>												
<b>CK (05-)</b>												
1.5	Petrol	69	5A-FE;MR479QA		09/05-						DOX-0150	DOX-0150
1.6	Petrol	79	MR481QA		09/05-06/11						DOX-0150	DOX-0150
<b>VISION (06-)</b>												
1.8	Petrol	103	JL4G18		08/06-12/12						DOX-0150	DOX-0150
<b>HONDA</b>												
<b>ACCORD IV (90-94)</b>												
2.0 16V	Petrol	81	F20A2;F20A3		01/90-03/93						DOX-0125	
<b>ACCORD V (93-98)</b>												
1.9 i	Petrol	85	F18A3		02/96-10/98						DOX-0132	
2.0	Petrol	100	F20B3		09/93-12/97				DOX-1409		DOX-0109	
2.0 i LS	Petrol	96	F20Z1		02/96-10/98						DOX-0132	
2.0 i LS 16V	Petrol	100	F20B3		09/93-02/98				DOX-1409		DOX-0109	
2.0 i S	Petrol	96	F20Z1		03/93-01/96						DOX-0132	
2.2 i ES	Petrol	110	F22B5		09/93-02/98				DOX-1409		DOX-0109	
2.2 i-VTEC	Petrol	110	F22Z2		02/96-10/98				DOX-1409		DOX-0109	
<b>ACCORD VI (97-05)</b>												
1.8 i	Petrol	100	F18B2;F18B4		10/98-12/02				DOX-1320	DOX-1320		DOX-0132
1.8 i	Petrol	100	F18B2;F18B4		10/98-12/02	M					DOX-0132	
2.0	Petrol	108	F20B6		12/99-12/02				DOX-1452	DOX-1320		
2.0 i	Petrol	108	F20B6		10/98-01/01				DOX-1452	DOX-1320		
2.0 i 16V	Petrol	108	F20B5		02/98-06/03				DOX-1409		DOX-0109	
2.2 Type-R	Petrol	156	H22A7		02/99-12/02					DOX-1320		DOX-0132
2.3	Petrol	113	F23A1;F23W5;F23X5;F23Z5		03/97-06/03					DOX-1320		
3.0 V6 24V	Petrol	147	J30A1		02/98-06/03				DOX-1459		DOX-0109	
<b>ACCORD VII (03-08)</b>												
2.0	Petrol	114	K20A6		02/03-05/08				DOX-1424			
2.0 4WD	Petrol	114	K20A6		02/03-05/08				DOX-1424			
2.4	Petrol	140	K24A;K24A3		02/03-05/08				DOX-1424			
<b>ACCORD VIII (08-)</b>												
2.0 i	Petrol	115	R20A3		06/08-06/15				DOX-0516			
2.0 i-VTEC	Petrol	114	R20A3		07/08-09/12				DOX-0516			
2.4 i	Petrol	148	K24Z3		07/08-				DOX-0561			
<b>CITY (08-)</b>												
1.4 i-VTEC	Petrol	73	L13Z1		09/08-				DOX-1460			
<b>CIVIC IV (87-95)</b>												
1.3 16V Cat	Petrol	55	D13B2		09/89-09/91				+ Catalyst	DOX-1004		DOX-0125
1.4 i 16V	Petrol	66	D14A1		01/88-12/92				+ Catalyst	DOX-1004		DOX-0125
1.5 i 16V	Petrol	66/69	D15B2;D15B3		10/87-11/91				+ Catalyst	DOX-1004		DOX-0125
1.6 16V 4WD	Petrol	79	D16A6		11/87-09/91				+ Catalyst	DOX-1004		DOX-0125
1.6 i 16V	Petrol	81/91/96	D16A6;D16A7;D16A9;D16Z2		09/87-12/91				+ Catalyst	DOX-1004		DOX-0125
1.6 i 16V 4WD	Petrol	81	D16A6		01/88-02/95				+ Catalyst	DOX-1004		DOX-0125

# Lambda Sensors




## Application Tables

			KW					L/R	Direct Fit		Universal	
									Before	After	Before	After
<b>HONDA continued</b>												
<b>CIVIC IV (87-95) continued</b>												
1.6 i 16V VTEC	Petrol	110	B16A1		10/89-09/91		+ Catalyst		DOX-1004		DOX-0125	
<b>CIVIC V (91-97)</b>												
1.3	Petrol	55	D13B2		01/92-12/92						DOX-0125	
1.3 16V	Petrol	55	D13B2		10/91-11/95						DOX-0125	
1.5	Petrol	66	D15B7		10/93-12/95				DOX-1409		DOX-0109	
1.5	Petrol	66	D15B2		10/93-12/95						DOX-0125	
1.5 i 16V	Petrol	66/69	D15B2;D15B3;D15B4;D15Z1;D15Z2		10/91-11/95						DOX-0125	
1.5 i LSi	Petrol	74	D15B7		08/93-11/95				DOX-1409		DOX-0109	
1.6 16V VTEC	Petrol	92	D16Z6;D16Z7		10/91-11/95		+ Catalyst		DOX-1459		DOX-0109	
1.6 4WD	Petrol	92	D16Z7		01/92-10/95		+ Catalyst		DOX-1459		DOX-0109	
1.6 i-VTEC	Petrol	92	D16Y6;D16Z9		01/94-03/96		+ Catalyst		DOX-1459		DOX-0109	
<b>CIVIC VI (94-01)</b>												
1.4 16V	Petrol	55/66	D14A7;D14A8		04/98-02/01						DOX-0109	
1.4 i	Petrol	66	D14A2		07/95-06/96				DOX-1409		DOX-0109	
1.4 i	Petrol	55	D14A5		09/95-06/96	M			DOX-1409		DOX-0109	
1.4 i	Petrol	66	D14A4		11/95-02/01						DOX-0125	
1.4 i	Petrol	55	D14A3		11/95-02/01	M					DOX-0125	
1.4 i S	Petrol	66	D14A4		11/95-02/01						DOX-0125	
1.5 16V	Petrol	84	D15Z8		01/97-02/01						DOX-0132	
1.5 i	Petrol	84	D15Z4;D15Z6		11/95-02/01						DOX-0125	
1.6	Petrol	92	D16W4		11/98-10/00				DOX-1409			
1.6 16V	Petrol	85	D16B2		01/97-02/01				DOX-1409		DOX-0109	
1.6 16V	Petrol	85	D16B2		01/97-02/01				DOX-1455			
1.6 16V	Petrol	92	D16W4		04/98-02/01				DOX-1409			
1.6 i	Petrol	84	D16Y3		01/95-06/96						DOX-0125	
1.6 i	Petrol	84	D16Y3		07/96-01/97	ATM					DOX-0109	
1.6 i	Petrol	84	D16Y3		07/95-06/96	M			DOX-1409		DOX-0109	
1.6 i	Petrol	77	D16Y7		03/96-03/00				DOX-1409		DOX-0109	
1.6 i	Petrol	77	D16Y7		03/96-03/00				DOX-1459			
1.6 i	Petrol	84	D16Y5		11/95-02/01	ATM			DOX-1459		DOX-0109	
1.6 i-VTEC	Petrol	93	D16Y5;D16Y6;D16Y8		11/95-02/01				DOX-0575		DOX-0109	
1.6 i-VTEC	Petrol	93	D16Y5;D16Y6;D16Y8		11/95-02/01				DOX-1409			
1.6 i-VTEC	Petrol	93	D16Y2		09/94-01/97				DOX-1409		DOX-0109	
1.6 i-VTEC	Petrol	118	B16A2		04/99-12/00				DOX-0575			
1.6 VTi	Petrol	118	B16A2		11/95-02/01				DOX-0575		DOX-0109	
1.6 VTi	Petrol	118	B16A2		11/95-02/01				DOX-1409			
1.8 16V	Petrol	124	B18C4		01/97-02/01				DOX-1455		DOX-0109	
<b>CIVIC VII (00-05)</b>												
1.3 IMA	Petrol/ Electric	61	LDA1		10/03-09/05	M			DOX-1457			
1.4	Petrol	66	D14Z5		12/00-09/05				DOX-1453	DOX-1456	DOX-0113	DOX-0109
1.4 i	Petrol	55	D14Z6		02/01-09/05						DOX-0121	DOX-0109
1.4 iS	Petrol	66	D14Z5;D14Z6		02/01-09/05						DOX-0121	DOX-0109
1.6	Petrol	81	D16W7		02/01-09/05				DOX-1453	DOX-1456	DOX-0113	DOX-0109
1.6 i	Petrol	81	D16V1;D16W7		02/01-12/05				DOX-1453	DOX-1456	DOX-0113	DOX-0109
1.7 i	Petrol	88	D17A8		05/01-12/05						DOX-0121	DOX-0109
1.7 i-VTEC	Petrol	92	D17A9		05/01-12/05						DOX-0121	DOX-0109
2.0 i Sport	Petrol	118	K20A3		01/04-09/05				DOX-1415			
2.0 i Sport	Petrol	118	K20A3		01/04-09/05				DOX-1461			
<b>CIVIC VIII Hatchback (05-)</b>												
1.4	Petrol	61	L13A7		09/05-				DOX-0538			
1.4	Petrol	73	L13Z1		10/08-				DOX-1460			
1.8	Petrol	103	R18A2		09/05-				DOX-0511			
1.8	Petrol	103	R18A2		09/05-				DOX-0514			
2.0 i-VTEC Type R	Petrol	177	K20Z4		03/10-12/10				DOX-0593			
2.0 Type R	Petrol	148	K20Z4		02/07-10/11				DOX-0593			
											Vehicle production country: UK	
											Vehicle production country: UK	
<b>CIVIC VIII Saloon (05-)</b>												
1.3 Hybrid	Petrol/ Electric	70/85	LDA2		01/06-	ATM			DOX-1454			
1.6	Petrol	84/92	R16A1		09/05-06/09				DOX-0511			
1.6	Petrol	84/92	R16A1		09/05-06/09				DOX-0514			
1.8	Petrol	103	R18A1;R18A2		09/05-06/09				DOX-0511			








# Lambda Sensors







## Application Tables

			KW					L/R	Direct Fit		Universal	
									Before	After	Before	After
<b>HONDA continued</b>												
<b>CIVIC VIII Saloon (05-) continued</b>												
1.8	Petrol	103	R18A1;R18A2	09/05-06/09					DOX-0514			
<b>CONCERTO (89-96)</b>												
1.5 i 16V	Petrol	66	D15B2	08/89-05/95		+ Catalyst			DOX-1004		DOX-0125	
1.6	Petrol	96	D16A9	10/89-10/92		+ Catalyst			DOX-1004		DOX-0125	
1.6 16V	Petrol	78	D16Z2	08/89-03/95		+ Catalyst			DOX-1004		DOX-0125	
1.6 i 16V	Petrol	82/90	D16A8;D16Z2;D16Z4	08/89-03/95		+ Catalyst			DOX-1004		DOX-0125	
<b>CR-V I (95-02)</b>												
2.0	Petrol	98	B20Z1	04/99-02/02					DOX-1409	DOX-0620	DOX-0109	
2.0 16V 4WD	Petrol	108	B20Z1	01/99-02/02					DOX-1409	DOX-0620	DOX-0109	
2.0 16V 4WD	Petrol	94	B20B	10/95-12/01					DOX-1409		DOX-0109	
<b>CR-V II (01-06)</b>												
2.0	Petrol	110	K20A4	09/01-03/07					DOX-1415		DOX-0121	DOX-0119
2.4 VTEC 4WD	Petrol	118	K24A1	09/01-09/06					DOX-1461			
<b>CR-V III (06-)</b>												
2.0 i-VTEC 4WD	Petrol	110	R20A1;R20A2	10/06-06/12					DOX-0514			
2.4	Petrol	125	K24A1	04/07-					DOX-0513			
2.4 4WD	Petrol	124	K24A;K24Z1	09/06-					DOX-0513			
2.4 i-VTEC 4WD	Petrol	118/122/125	K24Z1;K24Z4	10/06-					DOX-0513			
<b>CR-V IV (12-)</b>												
2.4 4WD	Petrol	132/136/140	K24A1;K24Z6;K24Z9	01/12-					DOX-0513			
<b>CR-V V (16-)</b>												
2.4	Petrol	135	K24W9	12/16-					DOX-0513			
2.4 4WD	Petrol	135	K24W9	12/16-					DOX-0513			
<b>CRX II (87-92)</b>												
1.6 i 16V	Petrol	79/91/96	D16A6;D16A9;D16Z5	10/87-02/92	M				DOX-1004		DOX-0125	
1.6 i 16V VTEC	Petrol	110	B16A1	10/89-02/92	M						DOX-0125	
<b>CRX III (92-98)</b>												
1.6 ESi	Petrol	92	D16Y8;D16Z6	03/92-12/98					DOX-1459		DOX-0109	
1.6 i VTi	Petrol	118	B16A2;B16A3	03/92-12/98					DOX-0575			
<b>CR-Z (10-)</b>												
1.5 Hybrid	Petrol/ Electric	84	LEA1	06/10-					DOX-1460			
1.5 IMA	Petrol/ Electric	89/91	LEA1;LEA3	09/10-					DOX-1460			
<b>FR-V (04-)</b>												
1.7	Petrol	92	D17A2	08/04-							DOX-0121	
1.8	Petrol	103	R18A1	01/07-04/10					DOX-0514			
2.0	Petrol	110	K20A9	02/05-01/07					DOX-0512			
<b>HR-V (99-)</b>												
1.6 16V	Petrol	77	D16W1	03/99-					DOX-1409	DOX-0618	DOX-0109	
1.6 16V	Petrol	77	D16W1	03/99-					DOX-1455			
1.6 16V 4WD	Petrol	77/91	D16W1;D16W5	03/99-					DOX-1409	DOX-0618	DOX-0109	
1.6 16V 4WD	Petrol	77/91	D16W1;D16W5	03/99-					DOX-1455			
<b>HR-V (14-)</b>												
1.5	Petrol	96	L15B1	08/15-					DOX-0564			
<b>INSIGHT (09-)</b>												
1.3 Hybrid	Petrol/ Electric	65/73	LDA3	04/09-					DOX-0562			
<b>INTEGRA (93-01)</b>												
1.8 Type-R	Petrol	140	B18C6	11/97-10/01					DOX-1409		DOX-0109	
<b>JAZZ II (02-08)</b>												
1.2 i-DSI	Petrol	57	L12A1;L12A4	03/02-07/08					DOX-2053	DOX-2031	DOX-0150	DOX-0150
1.3	Petrol	61	L13A1	03/02-07/08					DOX-2053	DOX-2031	DOX-0150	DOX-0150
1.3 i-DSI	Petrol	63	L13A1	03/02-09/07					DOX-2053	DOX-2031	DOX-0150	DOX-0150
<b>JAZZ III (08-)</b>												
1.2	Petrol	66	L12B1	07/08-					DOX-1460			
1.3 i	Petrol	73	L13Z1;L13Z2	07/08-					DOX-1460			
1.4	Petrol	74	L13Z1	11/08-					DOX-1460			
<b>LEGEND I (86-90)</b>												
2.7 i 24V	Petrol	124	C27A1	10/87-12/90		+ Catalyst	Front		DOX-1004			
2.7 i 24V	Petrol	124	C27A1	10/87-12/90			Front/Rear				DOX-0125	
2.7 i 24V	Petrol	124	C27A1	10/87-12/90		+ Catalyst	Front/Rear				DOX-0125	
<b>LEGEND II (91-96)</b>												
3.2 i 24V	Petrol	151	C32A2	01/91-02/96			L/R				DOX-0109	
3.2 i 24V	Petrol	151	C32A2	01/91-02/96			R		DOX-1459			

# Lambda Sensors




## Application Tables







			KW					L/R	Direct Fit		Universal	
									Before	After	Before	After
<b>HONDA continued</b>												
<b>LEGEND III (96-06)</b>												
3.5 i 24V	Petrol	151/153	C35A2	02/96-09/04								DOX-0109
3.5 i 24V	Petrol	151/153	C35A2	02/96-09/04				L/R			DOX-0109	
3.5 i 24V	Petrol	151/153	C35A2	02/96-09/04				R	DOX-1459			
<b>LOGO (99-02)</b>												
1.3	Petrol	48	D13B7	03/99-03/02					DOX-1459	DOX-1456	DOX-0109	DOX-0109
<b>NSX (90-05)</b>												
3.0 24V VTEC	Petrol	188	C30A4	06/90-06/97	ATM				DOX-1459		DOX-0109	
3.0 24V VTEC	Petrol	188	C30A4	06/90-09/05	ATM			L			DOX-0113	
3.0 24V VTEC	Petrol	188	C30A4	07/97-06/01	ATM + Catalyst			L	DOX-1459			
3.0 24V VTEC	Petrol	188	C30A4	09/99-09/05	ATM			L/R			DOX-0109	DOX-0109
3.0 24V VTEC	Petrol	188	C30A4	07/97-06/01	ATM + Catalyst			L/R			DOX-0109	
3.0 24V VTEC	Petrol	201	C30A3	06/90-06/97	M				DOX-1459		DOX-0109	
3.0 24V VTEC	Petrol	201	C30A3	06/90-06/97	M			L			DOX-0113	
3.2 24V VTEC	Petrol	206	C32B2	07/97-09/05	M			L/R			DOX-0109	DOX-0109
3.2 24V VTEC	Petrol	206	C32B2	07/97-09/05	M			L/R			DOX-0113	
<b>PRELUDE III (86-92)</b>												
2.0	Petrol	84	B20A4	08/87-01/92					+ Catalyst		DOX-1004	DOX-0125
2.0 EX	Petrol	80	B20A3	04/87-01/92					+ Catalyst		DOX-1004	DOX-0125
2.0 i EX 16V	Petrol	101/103/110	B20A1;B20A7;B20A9	04/86-01/92					+ Catalyst		DOX-1004	DOX-0125
2.0 i EX 16V Cat	Petrol	101	B20A5	04/87-01/92					+ Catalyst		DOX-1004	DOX-0125
<b>PRELUDE IV (92-96)</b>												
2.2 i 16V VTEC	Petrol	136	H22A2	02/93-09/96							DOX-1409	DOX-0109
2.3 i 16V	Petrol	118	H23A2	02/92-09/96							DOX-0575	
<b>PRELUDE V (96-00)</b>												
2.0 16V	Petrol	98	F20A4	10/96-10/00							DOX-0618	DOX-0109
2.2 16V	Petrol	136/147	H22A4;H22A5;H22A6;H22A8;H22Z1	10/96-10/00	ATM							DOX-0132
<b>S2000 (99-)</b>												
2.0	Petrol	177	F20C VTEC	06/99-							DOX-0517	
<b>SHUTTLE (94-04)</b>												
2.2 16V	Petrol	110	F22B8	10/94-02/98							DOX-1409	DOX-0109
2.3 16V	Petrol	110	F23A7	10/97-06/04							DOX-1409	DOX-0109
<b>STREAM (01-06)</b>												
1.7 16V	Petrol	92	D17A2;D17A5	05/01-09/06								DOX-0132
<b>HYUNDAI</b>												
<b>ACCENT I (94-00)</b>												
1.3	Petrol	44/55	G4CH;G4DH;G4EH	10/94-09/99							DOX-1373	DOX-0115
1.3	Petrol	44/55	G4CH;G4DH;G4EH	10/94-09/99								DOX-0116
1.3 i 12V	Petrol	62	G4EH	10/94-09/99							DOX-1373	DOX-0115
1.3 i 12V	Petrol	62	G4EH	10/94-09/99								DOX-0116
1.5	Petrol	63	G4EK	10/94-07/99							DOX-1373	DOX-0115
1.5	Petrol	63	G4EK	10/94-07/99								DOX-0116
1.5 i 12V	Petrol	65	G4EK	10/94-09/99							DOX-1373	DOX-0115
1.5 i 12V	Petrol	65	G4EK	10/94-09/99								DOX-0116
<b>ACCENT II (99-06)</b>												
1.3	Petrol	55/62	G4EA	01/00-11/05							DOX-2059	DOX-0150
1.5	Petrol	66/75	G4EB;G4EC-G;G4EK;G4FK	09/99-11/05							DOX-2059	DOX-0150
1.6	Petrol	77	G4ED	12/02-11/05							DOX-2059	DOX-0150
<b>ACCENT III (05-10)</b>												
1.4 GL	Petrol	71	G4EE	11/05-11/10							DOX-2059	DOX-0150
1.6 GLS	Petrol	82	G4ED	11/05-11/10							DOX-2059	DOX-0150
<b>ACCENT IV / SOLARIS (10-)</b>												
1.4	Petrol	74/80	G4FA;G4LC	11/10-10/13								DOX-0150
1.4	Petrol	74/80	G4FA;G4LC	11/10-03/13	5MTM						DOX-2065	
1.4	Petrol	74/80	G4FA;G4LC	11/10-10/13	ATM, 4 > speed						DOX-2065	
1.6	Petrol	91	G4FC	11/10-							DOX-2065	DOX-0150
<b>ATOS (98-14)</b>												
1.0 i	Petrol	40	G4HC	02/98-07/01							DOX-1354	DOX-0119
1.0 i	Petrol	40	G4HC	02/98-07/01								DOX-0125
1.0 i	Petrol	43	G4HC	03/01-07/03							DOX-2064	DOX-0150
1.1	Petrol	43/46	G4HD;G4HG	06/03-12/10							DOX-2064	DOX-0150
<b>COUPE (96-02)</b>												
1.6 16V	Petrol	85	G4GR	03/98-12/01							DOX-2059	DOX-0114
1.6 16V	Petrol	85	G4GR	03/98-12/01								DOX-0150

			KW					L/R	Direct Fit		Universal	
									Before	After	Before	After
<b>HYUNDAI continued</b>												
<b>COUPE (96-02) continued</b>												
1.6 i 16V	Petrol	84	G4GR	12/96-12/01					DOX-2059		DOX-0114	
1.6 i 16V	Petrol	84	G4GR	12/96-12/01							DOX-0150	
1.6 i 16V	Petrol	79	G4ED-G	08/00-01/02					DOX-2059		DOX-0150	
2.0	Petrol	101	G4DF	08/99-12/01					DOX-1365	DOX-1365	DOX-0114	DOX-0117
2.0	Petrol	101	G4DF	08/99-12/01							DOX-0117	
2.0 16V	Petrol	102	G4DF;G4GF	08/96-12/01					DOX-1365	DOX-1365	DOX-0114	DOX-0117
2.0 16V	Petrol	102	G4DF;G4GF	08/96-12/01							DOX-0117	
2.0 16V	Petrol	99	G4DF	03/01-04/02					DOX-1365	DOX-1365	DOX-0117	DOX-0117
2.0 F2 Evolution	Petrol	115	G4GF	01/99-12/01							DOX-0114	
<b>COUPE (01-09)</b>												
1.6 16V	Petrol	77/79	G4ED	03/02-08/09					DOX-2059	DOX-2059	DOX-0150	DOX-0150
2.0	Petrol	100/102	G4GC-G	08/01-11/08					DOX-2060	DOX-2059	DOX-0150	DOX-0150
2.0 GLS	Petrol	105	G4GC	02/03-11/08					DOX-2060	DOX-2059	DOX-0150	DOX-0150
<b>ELANTRA (00-06)</b>												
1.6	Petrol	66/77/79	G4ED;G4GR	06/00-07/06					DOX-2059	DOX-2059	DOX-0150	DOX-0150
1.8	Petrol	97	G4BB;G4GB	06/00-07/06					DOX-2060	DOX-2059	DOX-0150	DOX-0150
2.0	Petrol	102/105	G4GC;G4GC-G	06/00-07/06					DOX-2060	DOX-2059	DOX-0150	DOX-0150
<b>ELANTRA (05-11)</b>												
1.6 CVT	Petrol	90	G4FC	06/06-06/11					DOX-2065		DOX-0150	
<b>GETZ (02-09)</b>												
1.1	Petrol	46/49	G4HD	09/02-06/09					DOX-2065	DOX-2064	DOX-0150	DOX-0150
1.3	Petrol	61/63	G4EA	09/03-06/09					DOX-2059	DOX-2062	DOX-0150	DOX-0150
1.3 i	Petrol	60	G4EA	09/02-03/04					DOX-2059	DOX-2062	DOX-0150	DOX-0150
1.4 i	Petrol	71	G4EE	08/05-12/06					DOX-2059	DOX-2062	DOX-0150	DOX-0150
1.6	Petrol	77	G4ED	09/02-06/09					DOX-2059	DOX-2062	DOX-0150	DOX-0150
<b>i10 I (07-13)</b>												
1.1	Petrol	48/51	G4HG	12/07-12/13					DOX-2064	DOX-2062	DOX-0150	DOX-0150
<b>i20 I (08-15)</b>												
1.2	Petrol	57/63	G4LA	09/08-08/14					DOX-2065		DOX-0150	
1.4	Petrol	74	G4FA	09/08-12/15					DOX-2062		DOX-0150	
1.6	Petrol	93	G4FC	09/08-12/12					DOX-2062		DOX-0150	
<b>i30 (07-12)</b>												
1.4	Petrol	77/80	G4FA	10/07-06/12					DOX-2065		DOX-0150	
1.6	Petrol	85/90/93	G4FC	10/07-06/12					DOX-2065		DOX-0150	
2.0	Petrol	105	G4GC	10/07-06/12						DOX-2059		DOX-0150
<b>i30 (11-)</b>												
1.4	Petrol	73	G4FA;G4LC	12/11-					DOX-2065		DOX-0150	
<b>i30 Coupe (13-)</b>												
1.4	Petrol	73	G4FA;G4LC	05/13-					DOX-2065		DOX-0150	
<b>ix20 (10-)</b>												
1.4	Petrol	66	G4FA	11/10-05/15							DOX-0150	
1.4	Petrol	66	G4FA	11/10-05/15			Euro 5		DOX-2065			
1.6	Petrol	92	G4FC	11/10-05/15							DOX-0150	
1.6	Petrol	92	G4FC	11/10-05/15			Euro 5		DOX-2065			
<b>LANTRA II (95-00)</b>												
1.5 12V	Petrol	65	G4EK	12/96-09/00							DOX-0114	
1.5 12V	Petrol	65	G4EK	04/97-04/97	M						DOX-0114	
1.6 16V	Petrol	84	G4GR	11/95-10/00							DOX-0114	
1.8 16V	Petrol	94	G4GM	11/95-10/00							DOX-0114	
2.0 16V	Petrol	102	G4GF	11/95-10/00							DOX-0114	
<b>MATRIX (01-10)</b>												
1.6	Petrol	66/76	G4ED	06/01-08/10					DOX-2059	DOX-2059	DOX-0150	DOX-0150
1.8	Petrol	90	G4GB	06/01-08/10					DOX-2060	DOX-2059	DOX-0150	DOX-0150
<b>SANTA FÉ I (00-06)</b>												
2.0	Petrol	99	G4JP	08/01-12/05						DOX-2064		
2.4 16V	Petrol	100/107	G4JS	02/01-12/05						DOX-2064		
2.4 16V 4x4	Petrol	100/107	G4JS	02/01-12/05						DOX-2064		
<b>SONATA IV (98-05)</b>												
2.0 16V	Petrol	96/100/106	G4BP;G4JP	06/98-11/04						DOX-2064		
2.4 16V	Petrol	105	G4BS	03/98-10/01						DOX-2064		
<b>TRAJET (00-08)</b>												
2.0	Petrol	100/103	G4GC;G4JP	01/04-06/07					DOX-2060	DOX-2059	DOX-0150	DOX-0150
<b>TUCSON (04-10)</b>												
2.0	Petrol	104	G4GC	08/04-					DOX-2060	DOX-2059	DOX-0150	DOX-0150
2.0 AWD	Petrol	104	G4GC	08/04-03/10					DOX-2060	DOX-2059	DOX-0150	DOX-0150
<b>INFINITI</b>												
<b>EX (07-)</b>												
35	Petrol	221	VQ35HR	10/08-01/10				L/R	DOX-0615			







# Lambda Sensors







## Application Tables

			KW					L/R	Direct Fit		Universal	
									Before	After	Before	After
<b>INFINITI continued</b>												
<b>EX (07-) continued</b>												
37	Petrol	228/235	VQ37VHR	10/08-11/12			L/R	DOX-0615				
<b>FX (08-)</b>												
35	Petrol	226	VQ35HR	11/10-12/11			L/R	DOX-0557				
35 AWD	Petrol	223	VQ35HR	01/12-06/12			L/R	DOX-0557				
37 AWD	Petrol	235	VQ37VHR	10/08-01/12			L/R	DOX-0615				
<b>G (07-)</b>												
37	Petrol	243/245	VQ37VHR	09/07-			L/R	DOX-0557				
37	Petrol	243/245	VQ37VHR	09/07-			L/R	DOX-0603				
37	Petrol	243/245	VQ37VHR	09/07-			L/R	DOX-0615				
37	Petrol	235	VQ37VHR	10/08-			L/R	DOX-0557				
37	Petrol	235	VQ37VHR	10/08-			L/R	DOX-0615				
37 X	Petrol	235/245	VQ37VHR	09/08-			L/R	DOX-0557				
37 X	Petrol	235/245	VQ37VHR	09/08-			L/R	DOX-0615				
<b>M (10-)</b>												
37	Petrol	235	VQ37VHR	03/10-04/12			L/R	DOX-0615				
<b>M35 (05-)</b>												
3.5	Petrol	226	VQ35HR	09/08-12/10			L/R	DOX-0615				
3.5 Luxury Hybrid	Petrol	268	VQ35HR	01/10-			L/R	DOX-0615				
3.5 X	Petrol	226	VQ35HR	09/08-12/10			L/R	DOX-0615				
<b>M37 (10-)</b>												
3.7	Petrol	243	VQ37VHR	01/10-04/12			L/R	DOX-0615				
3.7 Allrad	Petrol	243	VQ37VHR	01/10-04/12			L/R	DOX-0615				
<b>Q70 (Y51) (13-)</b>												
3.5 Hybrid	Petrol/ Electric	225	VQ35HR	03/13-			L/R	DOX-0557				
3.5 Hybrid	Petrol/ Electric	225	VQ35HR	03/13-			L/R	DOX-0610				
3.7	Petrol	235	VQ37VHR	03/13-			L/R	DOX-0557				
3.7	Petrol	235	VQ37VHR	03/13-			L/R	DOX-0615				
3.7 AWD	Petrol	245	VQ37VHR	01/14-			L/R	DOX-0557				
<b>QX50 I (13-)</b>												
37 AWD	Petrol	235	VQ37VHR	08/13-			L/R	DOX-0557				
<b>QX56 (10-)</b>												
56	Petrol	294	VK56VD	01/12-			L/R		DOX-2014		DOX-0150	
<b>QX70 (13-)</b>												
3.7 AWD	Petrol	235	VQ37VHR	08/13-			L/R	DOX-0557				
37 AWD	Petrol	245	VQ37VHR	02/14-			L/R	DOX-0557				
<b>QX80 (13-)</b>												
5.6 AWD	Petrol	298	VK56VD	08/14-			L/R	DOX-0610				
<b>IVECO</b>												
<b>DAILY Citys (14-16)</b>												
3.0 Natural Power	CNG	100	F1CFA401A	10/15-10/16				DOX-2006			DOX-0150	
<b>DAILY LINE (14-)</b>												
3.0 Natural Power	CNG	100	F1CFA401A	06/14-				DOX-2006			DOX-0150	
<b>DAILY V (11-14)</b>												
3.0 Natural Power	CNG	100	F1CE0441A	09/11-02/14				DOX-2006			DOX-0150	
<b>DAILY VI (14-)</b>												
3.0 Natural Power	CNG	100	F1CFA401A;F1CFA401B	03/14-				DOX-2006			DOX-0150	
<b>JAGUAR</b>												
<b>S-TYPE (99-08)</b>												
2.5 V6	Petrol	147	AJ25;JB (AJ-V6)	04/02-10/07		Ch: >M45254	L/R	DOX-1726			DOX-0121	
2.5 V6	Petrol	147	AJ25;JB (AJ-V6)	04/02-10/07		Ch: M45255> N41471	L/R		DOX-0427			
2.5 V6	Petrol	147	AJ25;JB (AJ-V6)	04/02-10/07		Ch: M45255> N52047	L/R	DOX-0428				
2.5 V6	Petrol	147	AJ25;JB (AJ-V6)	04/02-10/07		Ch: N41472> N52047	L/R		DOX-0429			
2.5 V6	Petrol	147	AJ25;JB (AJ-V6)	04/02-10/07		Ch: N52048>	L/R	DOX-0426	DOX-0427			
3.0 V6	Petrol	175	AJ-V6;FB	01/99-10/07			L/R					DOX-0119
3.0 V6	Petrol	175	AJ-V6;FB	01/99-10/07		Ch: >M45254	L/R	DOX-1726	DOX-1720	DOX-0121		
3.0 V6	Petrol	175	AJ-V6;FB	01/99-10/07		Ch: M45255> N41471	L/R		DOX-0427			
3.0 V6	Petrol	175	AJ-V6;FB	01/99-10/07		Ch: M45255> N52047	L/R	DOX-0428				
3.0 V6	Petrol	175	AJ-V6;FB	01/99-10/07		Ch: N41472> N52047	L/R		DOX-0429			
3.0 V6	Petrol	175	AJ-V6;FB	01/99-10/07		Ch: N52048>	L/R	DOX-0426	DOX-0427			
4.0 V8	Petrol	203	AJ-V8	01/99-04/02		Ch: >M45254	L/R	DOX-1726			DOX-0121	
4.0 V8	Petrol	203	AJ-V8	01/99-04/02		Ch: M45255> N41471	L/R		DOX-0427			







			KW					L/R	Direct Fit		Universal	
									Before	After	Before	After
<b>JAGUAR continued</b>												
<b>S-TYPE (99-08) continued</b>												
4.0 V8	Petrol	203	AJ-V8	01/99-04/02		Ch: M45255>N52047	L/R	DOX-0428				
4.0 V8	Petrol	203	AJ-V8	01/99-04/02		Ch: N41472>N52047	L/R		DOX-0429			
4.0 V8	Petrol	203	AJ-V8	01/99-04/02		Ch: N52048>	L/R	DOX-0426	DOX-0427			
4.2 R	Petrol	291	AJ8FT	04/02-10/07		Ch: >M45254	L/R	DOX-1726			DOX-0121	
4.2 R	Petrol	291	AJ8FT	04/02-10/07		Ch: M45255>N41471	L/R		DOX-0427			
4.2 R	Petrol	291	AJ8FT	04/02-10/07		Ch: M45255>N52047	L/R	DOX-0428				
4.2 R	Petrol	291	AJ8FT	04/02-10/07		Ch: N41472>N52047	L/R		DOX-0429			
4.2 R	Petrol	291	AJ8FT	04/02-10/07		Ch: N52048>	L/R	DOX-0426	DOX-0427			
4.2 Supercharged	Petrol	298	AJ8FT	11/01-12/08		Ch: >M45254	L/R	DOX-1726			DOX-0121	
4.2 Supercharged	Petrol	298	AJ8FT	11/01-12/08		Ch: M45255>N41471	L/R		DOX-0427			
4.2 Supercharged	Petrol	298	AJ8FT	11/01-12/08		Ch: M45255>N52047	L/R	DOX-0428				
4.2 Supercharged	Petrol	298	AJ8FT	11/01-12/08		Ch: N41472>N52047	L/R		DOX-0429			
4.2 Supercharged	Petrol	298	AJ8FT	11/01-12/08		Ch: N52048>	L/R	DOX-0426	DOX-0427			
4.2 V8	Petrol	219	AJ8FT	04/02-10/07		Ch: >M45254	L/R	DOX-1726			DOX-0121	
4.2 V8	Petrol	219	AJ8FT	04/02-10/07		Ch: M45255>N41471	L/R		DOX-0427			
4.2 V8	Petrol	219	AJ8FT	04/02-10/07		Ch: M45255>N52047	L/R	DOX-0428				
4.2 V8	Petrol	219	AJ8FT	04/02-10/07		Ch: N41472>N52047	L/R		DOX-0429			
4.2 V8	Petrol	219	AJ8FT	04/02-10/07		Ch: N52048>	L/R	DOX-0426	DOX-0427			
<b>XF (08-15)</b>												
3.0	Petrol	250	306PS	03/12-04/15		Ch: R47154>	L/R		DOX-0402			DOX-0109
3.0	Petrol	175	AJ6WG	03/08-04/15				DOX-0426	DOX-0427			
3.0 AWD	Petrol	250	306PS	10/12-04/15		Ch: R47154>	L/R		DOX-0402			DOX-0109
4.2 Kompressor	Petrol	306	SV8TS	03/08-04/15			L/R		DOX-0427			
5.0	Petrol	283	508PN	03/09-04/15			L/R	DOX-0609	DOX-0402			DOX-0109
5.0 Kompressor	Petrol	346/375	508PS	01/09-04/15			L/R	DOX-0609	DOX-0402			DOX-0109
5.0 XFR-S	Petrol	405	508PS	10/12-04/15			L/R	DOX-0609	DOX-0402			DOX-0109
<b>XJ (94-97)</b>												
4.0 R Supercharger	Petrol	235	9KPDRB	11/94-07/97			L/R		DOX-1196			DOX-0113
<b>XJ (97-03)</b>												
3.2	Petrol	174		07/97-05/03			L/R	DOX-0430	DOX-1196			DOX-0113
4.0	Petrol	209/267	BC;DC	07/97-05/03			L/R	DOX-0430	DOX-1196			DOX-0113
<b>XJ (03-09)</b>												
3.0	Petrol	175/179	AJ-V6	05/03-03/09		Ch: >G43768	L/R		DOX-0427			
3.0	Petrol	175/179	AJ-V6	05/03-03/09		Ch: >G49700	L/R	DOX-0428				
3.0	Petrol	175/179	AJ-V6	05/03-03/09		Ch: G43769>G49700	L/R		DOX-0429			
3.0	Petrol	175/179	AJ-V6	05/03-03/09		Ch: G49701>	L/R	DOX-0426				
3.6	Petrol	190	RG (AJ-V8)	05/03-03/09		Ch: >G43768	L/R		DOX-0427			
3.6	Petrol	190	RG (AJ-V8)	05/03-03/09		Ch: >G49700	L/R	DOX-0428				
3.6	Petrol	190	RG (AJ-V8)	05/03-03/09		Ch: G43769>G49700	L/R		DOX-0429			
3.6	Petrol	190	RG (AJ-V8)	05/03-03/09		Ch: G49701>	L/R	DOX-0426				
4.2	Petrol	219/224	AJ8FR;AJ8FT	05/03-03/09		Ch: >G43768	L/R		DOX-0427			
4.2	Petrol	219/224	AJ8FR;AJ8FT	05/03-03/09		Ch: >G49700	L/R	DOX-0428				
4.2	Petrol	219/224	AJ8FR;AJ8FT	05/03-03/09		Ch: G43769>G49700	L/R		DOX-0429			
4.2	Petrol	219/224	AJ8FR;AJ8FT	05/03-03/09		Ch: G49701>	L/R	DOX-0426				
4.2 R	Petrol	291	AJ8FT;AJ33SC	03/03-03/09		Ch: >G43768	L/R		DOX-0427			
4.2 R	Petrol	291	AJ8FT;AJ33SC	03/03-03/09		Ch: >G49700	L/R	DOX-0428				
4.2 R	Petrol	291	AJ8FT;AJ33SC	03/03-03/09		Ch: G43769>G49700	L/R		DOX-0429			
4.2 R	Petrol	291	AJ8FT;AJ33SC	03/03-03/09		Ch: G49701>	L/R	DOX-0426				
<b>XJ (09-)</b>												
5.0 SCV8	Petrol	346/375/405	508PS	10/09-			L/R					DOX-0109
5.0 SCV8	Petrol	346/375/405	508PS	10/09-		Ch: >V39426	L/R	DOX-0609	DOX-0402			
5.0 SCV8 R575	Petrol	423	508PS	06/17-			L/R					DOX-0109
5.0 SCV8 R575	Petrol	423	508PS	06/17-		Ch: >V39426	L/R	DOX-0609	DOX-0402			

			KW					L/R	Direct Fit		Universal	
									Before	After	Before	After
<b>JAGUAR continued</b>												
<b>XJ (09-) continued</b>												
5.0 V8	Petrol	283	508PN	10/09-				L/R				DOX-0109
5.0 V8	Petrol	283	508PN	10/09-			Ch: >V39426	L/R	DOX-0609	DOX-0402		
<b>XK 8 (96-05)</b>												
4.0	Petrol	209/267	AJ26;AJ27;CC;CE;EC	03/96-07/05				L/R		DOX-1196		DOX-0113
4.0	Petrol	209/267	AJ26;AJ27;CC;CE;EC	03/96-07/05			Ch: A00083>	L/R	DOX-0430			
4.0	Petrol	216	AJ26;AJ-V8	05/96-07/05			Ch: A00083>	L/R	DOX-0430			
4.0 XKR	Petrol	276	AJ27S	05/98-07/05			Ch: A00083>	L/R	DOX-0430			
4.2	Petrol	219	AJ8FT	08/02-12/06			Ch: >A40264			DOX-0427		
4.2	Petrol	219	AJ8FT	08/02-12/06			Ch: A30645> A40264		DOX-0430			
4.2	Petrol	219	AJ8FT	08/02-12/06			Ch: A40265>			DOX-0429		
4.2 R	Petrol	291	AJ8FT	08/02-12/06			Ch: >A40264			DOX-0427		
4.2 R	Petrol	291	AJ8FT	08/02-12/06			Ch: A30645> A40264		DOX-0430			
4.2 R	Petrol	291	AJ8FT	08/02-12/06			Ch: A40265>			DOX-0429		
<b>XK (06-14)</b>												
3.6	Petrol	190	RG (AJ-V8)	07/07-07/14			Ch: B00379>	L/R	DOX-0426	DOX-0427		
4.2 XK8	Petrol	219	AJ8FT	03/06-07/14			Ch: B00379>	L/R	DOX-0426	DOX-0427		
4.2 XKR	Petrol	291/306/ 313	AJ8FT;SV8TS	03/06-07/14			Ch: B00379>	L/R	DOX-0426	DOX-0427		
5.0 V8	Petrol	283	508PN	01/09-07/14				L/R	DOX-0609			
5.0 V8	Petrol	283	508PN	01/09-07/14			Ch: B00379> B32752	L/R	DOX-0426	DOX-0427		
5.0 V8	Petrol	283	508PN	01/09-07/14			Ch: B32753>	L/R		DOX-0402		
5.0 XKR	Petrol	375/390	508PS	01/09-07/14				L/R	DOX-0609			
5.0 XKR	Petrol	375/390	508PS	01/09-07/14			Ch: B00379> B32752	L/R	DOX-0426	DOX-0427		
5.0 XKR	Petrol	375/390	508PS	01/09-07/14			Ch: B32753>	L/R		DOX-0402		
5.0 XKR-S	Petrol	405	508PS	01/11-07/14				L/R	DOX-0609			
5.0 XKR-S	Petrol	405	508PS	01/11-07/14			Ch: B00379> B32752	L/R	DOX-0426	DOX-0427		
5.0 XKR-S	Petrol	405	508PS	01/11-07/14			Ch: B32753>	L/R		DOX-0402		
<b>X-TYPE (01-09)</b>												
2.1 V6	Petrol	115	AJ20	03/02-11/09				L/R	DOX-0430	DOX-1196		DOX-0113
2.5	Petrol	144	XB (AJ-V6)	02/04-12/09				L/R	DOX-0430	DOX-1196		DOX-0113
2.5 V6 AWD	Petrol	144	XB (AJ-V6)	06/01-11/09				L/R	DOX-0430	DOX-1196		DOX-0113
3.0	Petrol	169	AJ-V6	02/04-12/09				L/R	DOX-0430	DOX-1196		DOX-0113
3.0 V6 AWD	Petrol	169	AJ-V6	06/01-12/08				L/R	DOX-0430	DOX-1196		DOX-0113
<b>JEEP</b>												
<b>COMPASS (06-)</b>												
2.4	Petrol	125	ED3;EDG;ERZ	08/06-					DOX-2044	DOX-2044	DOX-0150	DOX-0150
2.4 4x4	Petrol	125	ED3;ERZ	09/06-					DOX-2044	DOX-2044	DOX-0150	DOX-0150
<b>PATRIOT (07-17)</b>												
2.0 4x4	Petrol	115	ECN	02/07-12/17					DOX-2044	DOX-2044	DOX-0150	DOX-0150
2.4	Petrol	125	ED3;EDG	06/09-12/17					DOX-2044	DOX-2044	DOX-0150	DOX-0150
2.4 4x4	Petrol	125/128	ED3;EDG	02/07-12/17					DOX-2044	DOX-2044	DOX-0150	DOX-0150
2.4 Eco + 4x4	Petrol/ Liquified Petroleum Gas (LPG)	125	ED3	07/08-12/17					DOX-2044	DOX-2044	DOX-0150	DOX-0150
<b>WRANGLER III (07-)</b>												
3.8	Petrol	146/153	EGT	04/07-				L/R			DOX-0150	
3.8	Petrol	146/153	EGT	04/07-				R	DOX-2044			
3.8 RWD	Petrol	146/153	EGT	04/07-12/10				L/R			DOX-0150	
3.8 RWD	Petrol	146/153	EGT	04/07-12/10				R	DOX-2044			
<b>KIA</b>												
<b>CARENS I (00-02)</b>												
1.8 i	Petrol	81	T8	11/00-07/02			Euro 3		DOX-1176	DOX-1176	DOX-0117	DOX-0117
<b>CARENS II (02-)</b>												
2.0 CVT	Petrol	102	G4GC	08/04-08/06						DOX-2059		DOX-0150
<b>CEED (06-12)</b>												
1.4	Petrol	77	G4FA	12/06-12/12					DOX-2065	DOX-2064	DOX-0150	DOX-0150
1.4	Petrol	80	G4FA	12/06-07/09					DOX-2065		DOX-0150	
1.4 CVT	Petrol	66	G4FA	07/09-12/12						DOX-2064		DOX-0150
1.6	Petrol	85/90/93	G4FC	12/06-07/09					DOX-2065		DOX-0150	
1.6 LPG	Petrol/ Liquified Petroleum Gas (LPG)	91	G4FC	01/08-07/09					DOX-2065		DOX-0150	
2.0	Petrol	105	G4GC	12/06-12/12					DOX-2060	DOX-2059	DOX-0150	DOX-0150

			KW					L/R	Direct Fit		Universal	
									Before	After	Before	After
<b>KIA continued</b>												
<b>CEED (12-)</b>												
1.4 CVVT	Petrol	66/73	G4FA		05/12-07/15				DOX-2065		DOX-0150	
<b>CERATO (04-)</b>												
1.6	Petrol	77	G4ED		04/04-				DOX-2059		DOX-0150	
2.0	Petrol	105	G4GC		03/04-05/07				DOX-2060	DOX-2059	DOX-0150	DOX-0150
<b>CERATO (09-)</b>												
1.6	Petrol	90/93	G4FC		01/10-		Euro 4		DOX-2062		DOX-0150	
1.6 CVVT	Petrol	91	G4FC		02/09-		Euro 4		DOX-2062		DOX-0150	
<b>JOICE (00-)</b>												
2.0	Petrol	88/102	G4CP		02/00-				DOX-2064		DOX-0150	
<b>MAGENTIS (01-)</b>												
2.0	Petrol	100	G4JP		05/01-09/05					DOX-2064		DOX-0150
<b>PICANTO (04-)</b>												
1.0	Petrol	45	G4HE		04/04-01/11				DOX-2064	DOX-2062	DOX-0150	DOX-0150
1.1	Petrol	48	G4HG		04/04-01/11				DOX-2064	DOX-2062	DOX-0150	DOX-0150
<b>PRIDE (90-01)</b>												
1.3	Petrol	47	B3A5;B3EGI		10/96-07/00				DOX-1005		DOX-0125	
1.3	Petrol	44	B3A6		10/94-07/00	M			DOX-1005		DOX-0125	
1.3 i	Petrol	51	B3EGI		10/94-05/97	M			DOX-1005		DOX-0125	
<b>PRO CEED (08-13)</b>												
1.4	Petrol	77/80	G4FA		02/08-07/09				DOX-2065		DOX-0150	
1.4 CVVT	Petrol	66	G4FA		06/10-09/12					DOX-2064		DOX-0150
1.6	Petrol	90/93	G4FC		02/08-07/09				DOX-2065		DOX-0150	
2.0	Petrol	105	G4GC		02/08-09/12					DOX-2059		DOX-0150
<b>PRO CEED (13-)</b>												
1.4 CVVT	Petrol	73	G4FA		03/13-				DOX-2065		DOX-0150	
1.6 GDI	Petrol	99	G4FD		03/13-				DOX-2065		DOX-0150	
<b>RETONA (99-01)</b>												
2.0 16V	Petrol	94	FE (16V)		05/00-10/00	M			DOX-1176		DOX-0117	
<b>RIO I (00-05)</b>												
1.3	Petrol	55/60	A3E		08/00-02/05						DOX-0121	DOX-0121
1.5	Petrol	70	A5D		09/02-02/05						DOX-0121	DOX-0121
1.5 16V	Petrol	72	A5D		08/00-02/05						DOX-0121	DOX-0121
<b>RIO II (05-)</b>												
1.4 16V	Petrol	71	G4EE		03/05-				DOX-2059	DOX-2059	DOX-0150	DOX-0150
1.6 16V	Petrol	82	G4ED		03/05-				DOX-2059	DOX-2059	DOX-0150	DOX-0150
1.6 CVVT	Petrol	82	G4ED		03/05-				DOX-2059	DOX-2059	DOX-0150	DOX-0150
<b>RIO III (11-)</b>												
1.4 CVVT	Petrol	79	G4FA		06/11-				DOX-2065		DOX-0150	
1.6 CVVT	Petrol	90	G4FC		06/12-				DOX-2065		DOX-0150	
<b>SEPHIA (93-97)</b>												
1.6 i	Petrol	59	B6		09/93-10/97				DOX-1005		DOX-0125	
<b>SHUMA II (01-04)</b>												
1.8	Petrol	81/84	T8		05/01-08/04		Euro 3		DOX-1176	DOX-1177	DOX-0117	DOX-0117
<b>SOUL I (09-)</b>												
1.6 CVVT	Petrol	77/93/95	G4FC		02/09-				DOX-2062		DOX-0150	
<b>SPORTAGE I (94-04)</b>												
2.0	Petrol	87	FE (16V)		10/00-09/02				DOX-1176	DOX-1176	DOX-0117	DOX-0117
2.0 4WD	Petrol	87	FE (16V)		10/00-09/02				DOX-1176	DOX-1176	DOX-0117	DOX-0117
2.0 i 16V	Petrol	94	FE (16V)		10/00-09/02				DOX-1176	DOX-1176	DOX-0117	DOX-0117
2.0 i 16V 4WD	Petrol	94	FE (16V)		11/98-09/02				DOX-1176	DOX-1176	DOX-0117	DOX-0117
<b>SPORTAGE II (04-10)</b>												
2.0 16V 4WD	Petrol	104	G4GC		09/04-				DOX-2060	DOX-2059	DOX-0150	DOX-0150
2.0 CRDi	Diesel	103	D4EA		05/07-05/10				DOX-2059		DOX-0150	
2.0 CRDi	Diesel	83	D4EA		05/07-05/10	M			DOX-2059		DOX-0150	
2.0 CRDi 4WD	Diesel	83/103	D4EA		05/07-05/10				DOX-2059		DOX-0150	
2.0 i 16V	Petrol	104	G4GC		09/04-				DOX-2060	DOX-2059	DOX-0150	DOX-0150
<b>VENGA (10-)</b>												
1.4 CVVT	Petrol	66	G4FA		02/10-05/15						DOX-0150	
1.4 CVVT	Petrol	66	G4FA		11/11-		Euro 5		DOX-2065			
1.6 CVVT	Petrol	92	G4FC		02/10-05/15						DOX-0150	
1.6 CVVT	Petrol	92	G4FC		11/11-		Euro 5		DOX-2065			
<b>LADA</b>												
<b>110 (2110) (95-12)</b>												
1.5	Petrol	52/54/57	2110;2111		01/95-12/05						DOX-0150	
1.5 16V	Petrol	67/70	2112		01/95-12/10						DOX-0150	
1.6	Petrol	60/66	21114;21124		01/00-12/12						DOX-0150	
1.6 16V	Petrol	67	21124		10/04-12/10						DOX-0150	
1.6 LPG	Petrol/ Liquified Petroleum Gas (LPG)	60	21114		10/04-03/07						DOX-0150	

			KW					L/R	Direct Fit		Universal	
									Before	After	Before	After
<b>LADA continued</b>												
<b>111 (2111) (95-13)</b>												
1.5		Petrol	57	2111							DOX-0150	
1.5 16V		Petrol	67/70	2112							DOX-0150	
1.6		Petrol	60/66	21114;21124							DOX-0150	
<b>112 (2112) (95-13)</b>												
1.5		Petrol	57	2111							DOX-0150	
1.5 16V		Petrol	67/70	2112							DOX-0150	
1.6		Petrol	66	21124							DOX-0150	
<b>GRANTA (2190, 2191, 2349) (11-)</b>												
1.6		Petrol	64	11186;21116							DOX-0150	
<b>KALINA (1117, 1118, 1119) (04-13)</b>												
1.4 16V		Petrol	66	11194							DOX-0150	
1.4 16V LPG		Petrol/ Liquified Petroleum Gas (LPG)	65	11194							DOX-0150	
1.6		Petrol	66	11186							DOX-0150	DOX-0150
1.6		Petrol	60/62	11183;21114;VAZ1110							DOX-0150	
<b>NIVA I (2121) (76-)</b>												
1600		Petrol	56	2121							DOX-0150	
1600 4x4		Petrol	54/63	2121							DOX-0150	
1700 i		Petrol	59	21213;21214							DOX-0150	DOX-0150
1700 i 4x4		Petrol	61	21213;21214							DOX-0150	DOX-0150
<b>NIVA II (2123) (02-)</b>												
1.7 LPG		Petrol/ Liquified Petroleum Gas (LPG)	57	21214							DOX-0150	
<b>PRIORA (2170, 2171, 2172) (08-18)</b>												
1.6		Petrol	60	21114							DOX-0150	DOX-0150
1.6		Petrol	72	21126							DOX-0150	
1.6 LPG		Petrol/ Liquified Petroleum Gas (LPG)	71	21126							DOX-0150	
<b>SAMARA (2108, 2109, 2113, 2114, 2115) (86-13)</b>												
1.5		Petrol	56	2111							DOX-0150	DOX-0150
1300		Petrol	50	BA3 21115							DOX-0150	DOX-0150
1500		Petrol	50/52/55	2111;21083							DOX-0150	DOX-0150
<b>LANCIA</b>												
<b>DEDRA (89-99)</b>												
1.6 16V		Petrol	76	182 A4.000						DOX-1548	DOX-0119	
1.6 i.e.		Petrol	57	835 A1.046						DOX-1351	DOX-0115	
1.6 i.e.		Petrol	55	835 C1.000							DOX-0120	
1.8 16V LE		Petrol	83	182 A2.000							DOX-0119	
1.8 GT 16V		Petrol	96	183 A1.000							DOX-0119	
1.8 i.e.		Petrol	66/77	835 A2.046;835 C5.000						DOX-1351	DOX-0115	
1.8 i.e.		Petrol	74	836 A5.000						DOX-1545	DOX-0120	
2.0 16V		Petrol	102	836 A3.000							DOX-0119	
2.0 i.e.		Petrol	83	835 A5.046						DOX-1351	DOX-0115	
2.0 Integrale		Petrol	102	836 A3.000							DOX-0119	
<b>DELTA II (93-99)</b>												
1.4 i.e.		Petrol	51	160A1046						DOX-1351	DOX-0115	
1.4 i.e.		Petrol	51	836A4000						DOX-1545	DOX-0120	
1.6 i.e.		Petrol	66	182 A6.000						DOX-1355	DOX-0119	
1.6 i.e.		Petrol	66	182 A6.000			Ch: >3297145			DOX-1548	DOX-0119	
1.6 i.e.		Petrol	55	835 C1.000			Ch: 3297145>			DOX-1545	DOX-0120	
1.6 i.e. 16V		Petrol	76	182 A4.000			Ch: >3297145			DOX-1355	DOX-0119	
1.6 i.e. 16V		Petrol	76	182 A4.000			Ch: 3297145>			DOX-1548	DOX-0119	
1.8 i.e.		Petrol	66/76	835 C2.000;835C4000;836A6000						DOX-1545	DOX-0120	
1.8 i.e. 16V		Petrol	83	182 A2.000							DOX-0119	
1.8 i.e. 16V GT		Petrol	96	183 A1.000						DOX-1549	DOX-0119	
2.0 16V		Petrol	102	836 A3.000						DOX-1351	DOX-0115	
<b>DELTA III (08-14)</b>												
1.4		Petrol	88/110	198 A1.000;198 A4.000						DOX-2006	DOX-0150	



				<b>KW</b>					<b>L/R</b>	<b>Direct Fit</b>		<b>Universal</b>	
									Before	After	Before	After	
<b>LANCIA continued</b>													
<b>DELTA III (08-14) continued</b>													
1.4 16V	Petrol	103	198 A7.000		07/10-08/14					DOX-2006		DOX-0150	
1.4 BiFuel	Petrol/ Liquified Petroleum Gas (LPG)	88	198 A4.000		07/11-08/14					DOX-2006		DOX-0150	
<b>KAPPA (94-01)</b>													
2.0 16V Turbo	Petrol	151	838 A4.000		07/95-10/01					DOX-1545		DOX-0120	
2.0 20V	Petrol	114	838 A6.000		07/96-10/01		Ch: >2095794			DOX-1545		DOX-0120	
2.0 20V	Petrol	114	838 A6.000		07/96-10/01		Ch: 2095794>			DOX-2020		DOX-0150	
2.0 20V	Petrol	107	838 A1.000		10/94-10/01					DOX-1545		DOX-0120	
2.0 20V Turbo	Petrol	162	175 A3.000		06/98-10/00					DOX-1545		DOX-0120	
2.0 20V Turbo	Petrol	162	175 A3.000		06/98-10/01		Ch: >2084573			DOX-1545		DOX-0120	
2.4 20V	Petrol	129	838 A2.000		07/96-10/01					DOX-1545		DOX-0120	
2.4 20V	Petrol	129	838 A2.000		07/96-10/01					DOX-2020		DOX-0150	
2.4 20V	Petrol	129	838A2000		08/94-10/01					DOX-1545		DOX-0120	
3.0 24V	Petrol	150	838 B.000		10/94-10/01		Ch: >2088054			DOX-1545		DOX-0120	
3.0 24V	Petrol	150	838 B.000		03/97-03/01		Ch: >7002899			DOX-1545		DOX-0120	
3.0 24V	Petrol	150	838 B.000		10/94-10/01		Ch: 2088054>			DOX-2025		DOX-0150	
3.0 24V	Petrol	150	838 B.000		09/96-10/00		Ch: 7002899>			DOX-2025		DOX-0150	
<b>LYBRA (99-05)</b>													
1.6 16V	Petrol	76	182 A4.000		07/99-10/05					DOX-1548		DOX-0119	
1.8 16V	Petrol	96	839A4000		07/99-10/05					DOX-1549		DOX-0119	
1.8 16V	Petrol	96	839A7000;839A9000		07/99-10/05			R		DOX-1541		DOX-0121	
2.0 20V	Petrol	110	185 A8.000		09/00-10/05			L/R		DOX-2006		DOX-0150	
2.0 20V	Petrol	113	182 B7.000		07/99-09/00					DOX-2020		DOX-0150	
<b>MUSA (04-12)</b>													
1.4	Petrol	57/66/70	192 B2.000;350 A1.000; 843 A 1.000		10/04-09/12					DOX-2006	DOX-2006	DOX-0150	DOX-0150
1.4 LPG	Petrol/ Liquified Petroleum Gas (LPG)	57	350 A1.000		11/10-09/12					DOX-2006	DOX-2006	DOX-0150	DOX-0150
<b>PHEDRA (02-10)</b>													
2.0	Petrol	100	RFN (EW10J4)		09/02-11/10					DOX-2001	DOX-2001	DOX-0150	DOX-0150
3.0 V6	Petrol	150	ES9 J4S		09/02-11/10				Front	DOX-2005	DOX-2005		
3.0 V6	Petrol	150	ES9 J4S		09/02-11/10				Front /Rear			DOX-0150	DOX-0150
3.0 V6	Petrol	150	ES9 J4S		09/02-11/10				Rear	DOX-2001	DOX-2001		
<b>THEMA (84-94)</b>													
2000 16V	Petrol	112	834 F1.000		08/92-12/93							DOX-0120	
2000 16V	Petrol	112	834 F1.000		09/92-07/94	M						DOX-0120	
2000 16V Turbo	Petrol	148	834 F2.000		10/92-07/94	M						DOX-0120	
2000 i.e. 16V	Petrol	104	834 B2.246		02/89-05/92					DOX-1351		DOX-0115	
2000 i.e. 16V	Petrol	104	834 B2.246		02/89-05/92	M				DOX-1351		DOX-0115	
2000 i.e. 16V Turbo	Petrol	130	834 C1.246		04/89-08/92	M				DOX-1351		DOX-0115	
3000 V6	Petrol	126	834 F.000		08/92-07/94							DOX-0120	
3000 V6	Petrol	126	834 F.000		09/92-07/94	M						DOX-0120	
<b>THEESIS (02-09)</b>													
2.0 Turbo	Petrol	136	841 E.000		07/02-07/09					DOX-2006	DOX-2006	DOX-0150	DOX-0150
2.4	Petrol	125	841 D.000		07/02-07/09					DOX-2006	DOX-2006	DOX-0150	DOX-0150
3.0 V6	Petrol	158	841 A.000		07/02-07/09				Front			DOX-0150	
3.0 V6	Petrol	158	841 A.000		07/02-07/09				Rear	DOX-2006			
3.2 V6	Petrol	169	841 L.000		05/03-07/09				L			DOX-0150	
3.2 V6	Petrol	169	841 L.000		05/03-07/09				Rear	DOX-2006			
<b>Y (95-03)</b>													
1.1	Petrol	40	176 B2.000		11/95-09/03					DOX-1545		DOX-0120	
1.2	Petrol	44	840A3000		03/96-09/03					DOX-1545		DOX-0120	
1.2	Petrol	44	188A4000		09/00-09/03					DOX-2006	DOX-2006	DOX-0150	DOX-0150
1.2 16V	Petrol	63	176 B9.000		04/97-08/00					DOX-1544		DOX-0120	
1.2 16V	Petrol	59	188 A5.000		10/00-09/03					DOX-2006	DOX-2006	DOX-0150	DOX-0150
1.4 12V	Petrol	55/59	840 A2.000;840 A4.000		03/96-08/00					DOX-1545		DOX-0120	
<b>Y10 (85-95)</b>													
1.1 Fire	Petrol	40	176 B2.000		01/95-12/95					DOX-1545		DOX-0120	
1.1 Fire AWD	Petrol	40	176 B2.000		01/95-12/95	M				DOX-1545		DOX-0120	
1.1 i.e. Fire	Petrol	37	156 C.046		07/89-12/94					DOX-1351		DOX-0115	

	KW					L/R	Direct Fit		Universal	
							Before	After	Before	After
<b>LANCIA continued</b>										
<b>Y10 (85-95) continued</b>										
1.1 i.e. Fire	Petrol	37	156 C.046	07/89-12/94						DOX-0120
1.1 i.e. Fire AWD	Petrol	37	156 C.046	09/92-12/95						DOX-0120
1.3 i.e.	Petrol	53	146A5046	09/92-12/95			DOX-1351			DOX-0115
<b>YPSILON (843) (03-11)</b>										
1.2	Petrol	44/51/59	169 A4.000;188 A4.000; 188 A5.000	10/03-12/11			DOX-2006	DOX-2006	DOX-0150	DOX-0150
1.4	Petrol	57	350 A1.000	02/06-12/11			DOX-2006	DOX-2006	DOX-0150	DOX-0150
1.4 16V	Petrol	70	843 A 1.000	10/03-12/11			DOX-2006	DOX-2006	DOX-0150	DOX-0150
1.4 LPG	Petrol/ Liquified Petroleum Gas (LPG)	57	350 A1.000	11/10-12/11			DOX-2006	DOX-2006	DOX-0150	DOX-0150
<b>ZETA (95-02)</b>										
2.0 16V	Petrol	100	RFN	07/00-09/02			DOX-2001	DOX-2001	DOX-0150	DOX-0150
2.0 16V	Petrol	97	RFV (XU10J4R)	05/98-07/00			DOX-2045	DOX-2009	DOX-0150	DOX-0150
2.0 Turbo	Petrol	108	RGX (XU10J2TE)	05/95-09/02			DOX-1536		DOX-0120	
2.0 Turbo	Petrol	108	RGX (XU10J2TE)	05/95-09/02			DOX-2009		DOX-0150	
<b>LAND ROVER</b>										
<b>DISCOVERY I (89-98)</b>										
2.0 16V 4x4	Petrol	99	20T4HG	06/89-06/97	M					DOX-0120
<b>DISCOVERY III (04-09)</b>										
4.0 4x4	Petrol	160	40VSER	02/05-09/09		Ch: AA000001>	L/R		DOX-0637	
4.0 V6 4x4	Petrol	160	406PN	10/04-09/09		Ch: AA000001>	L/R		DOX-0637	
4.4 4x4	Petrol	220	448PN	07/04-09/09			L/R	DOX-0525		DOX-0109
4.4 4x4	Petrol	220	448PN	07/04-09/09		Ch: (V)7A000001>	L/R		DOX-0416	
4.4 4x4	Petrol	220	448PN	07/04-09/09		Ch: > (V)5A303208	L/R		DOX-0414	
4.4 4x4	Petrol	220	448PN	07/04-09/09		Ch: > (V)6A999999	L/R		DOX-0414	
4.4 4x4	Petrol	220	448PN	07/04-09/09		Ch: > (V)6A999999	R		DOX-0415	
<b>DISCOVERY IV (09-18)</b>										
3.0 4x4	Petrol	250	306PS	08/13-12/18		Ch: AA000001>	L/R		DOX-0637	
4.0 4x4	Petrol	160	406PN	09/09-12/18		Ch: AA000001>	L/R		DOX-0637	
5.0 V8 4x4	Petrol	276	508PN	09/09-12/18			L		DOX-0402	
5.0 V8 4x4	Petrol	276	508PN	09/09-12/18			L/R			DOX-0109
5.0 V8 4x4	Petrol	276	508PN	09/09-12/18		Ch: (V)AA000001>	L/R	DOX-0563		
5.0 V8 4x4	Petrol	276	508PN	09/09-12/18			R		DOX-0411	
<b>FREELANDER I (98-06)</b>										
1.8 16V 4x4	Petrol	86	18 K4F	04/98-10/06		Ch: >YA999999				DOX-0120
1.8 16V 4x4	Petrol	86	18 K4F	04/98-10/06		Ch: 1A000001>				DOX-0150
1.8 16V 4x4	Petrol	86	18 K4F	04/98-10/06		Ch: 1A000001> 1A569999		DOX-2017		DOX-0150
1.8 16V 4x4	Petrol	86	18 K4F	04/98-10/06		Ch: 1A576764> 1A599999				DOX-0120
1.8 16V 4x4	Petrol	86	18 K4F	04/98-10/06		Ch: 2A000001>		DOX-2017		DOX-0150
1.8 4x4	Petrol	86	18 K4F	10/00-10/06		Ch: >YA999999				DOX-0120
1.8 4x4	Petrol	86	18 K4F	10/00-10/06		Ch: 1A000001>				DOX-0150
1.8 4x4	Petrol	86	18 K4F	10/00-10/06		Ch: 1A000001> 1A569999		DOX-2017		DOX-0150
1.8 4x4	Petrol	86	18 K4F	10/00-10/06		Ch: 1A576764> 1A599999				DOX-0120
1.8 4x4	Petrol	86	18 K4F	10/00-10/06		Ch: 2A000001>		DOX-2017		DOX-0150
1.8 i 16V 4x4	Petrol	88	18 K4F	02/98-10/06		Ch: >YA999999				DOX-0120
1.8 i 16V 4x4	Petrol	88	18 K4F	02/98-10/06		Ch: 1A000001>				DOX-0150
1.8 i 16V 4x4	Petrol	88	18 K4F	02/98-10/06		Ch: 1A000001> 1A569999		DOX-2017		DOX-0150
1.8 i 16V 4x4	Petrol	88	18 K4F	02/98-10/06		Ch: 1A576764> 1A599999				DOX-0120
1.8 i 16V 4x4	Petrol	88	18 K4F	02/98-10/06		Ch: 2A000001>		DOX-2017		DOX-0150
2.5 V6 4x4	Petrol	130	25 K4F	11/00-10/06		Ch: 1A000001>				DOX-0150
<b>FREELANDER II (06-14)</b>										
3.2 4x4	Petrol	171	B 6324 S	10/06-10/14			L/R	DOX-0526	DOX-0400	DOX-0109
<b>RANGE ROVER Evoque (11-19)</b>										
2.0 4x4	Petrol	177	204PT;PT204	06/11-12/19						DOX-0150
<b>RANGE ROVER III (02-12)</b>										
4.2 4x4	Petrol	291	428PS	05/05-08/12			L/R	DOX-0525	DOX-0413	DOX-0109

												<b>Direct Fit</b>		<b>Universal</b>	
KW				L/R				<b>Before</b>	<b>After</b>	<b>Before</b>	<b>After</b>				
<b>LAND ROVER continued</b>															
<b>RANGE ROVER III (02-12) continued</b>															
4.4 4x4	Petrol	220/225	448PN	08/04-08/12			L/R	DOX-0525	DOX-0413					DOX-0109	
4.4 4x4	Petrol	210	M62 B44	03/02-08/05			L/R	DOX-1174	DOX-1175	DOX-0117				DOX-0117	
<b>RANGE ROVER Sport (05-13)</b>															
4.2 4x4	Petrol	287/291/298	428PS	02/05-03/13		Ch: > (V)6A999999	L		DOX-0414						
4.2 4x4	Petrol	287/291/298	428PS	02/05-03/13			L/R	DOX-0525						DOX-0109	
4.2 4x4	Petrol	287/291/298	428PS	02/05-03/13		Ch: (V)7A000001>	L/R		DOX-0416						
4.2 4x4	Petrol	287/291/298	428PS	02/05-03/13		Ch: > (V)6A999999	R		DOX-0415						
4.4 4x4	Petrol	220	448PN	02/05-03/13		Ch: > (V)6A999999	L		DOX-0414						
4.4 4x4	Petrol	220	448PN	02/05-03/13			L/R	DOX-0525						DOX-0109	
4.4 4x4	Petrol	220	448PN	02/05-03/13		Ch: (V)7A000001>	L/R		DOX-0416						
4.4 4x4	Petrol	220	448PN	02/05-03/13		Ch: > (V)6A999999	R		DOX-0415						
5.0 4x4	Petrol	276/372/375	508PN;508PS	04/09-03/13			L		DOX-0402						
5.0 4x4	Petrol	276/372/375	508PN;508PS	04/09-03/13			L/R							DOX-0109	
5.0 4x4	Petrol	276/372/375	508PN;508PS	04/09-03/13		Ch: (V)AA000001>	L/R	DOX-0563							
5.0 4x4	Petrol	276/372/375	508PN;508PS	04/09-03/13			R		DOX-0411						
<b>LEXUS</b>															
<b>CT (10-)</b>															
200h	Petrol/ Electric	73/100	2ZR-FXE;5ZR-FXE	12/10-				DOX-0566	DOX-0622					DOX-0109	
<b>ES (06-12)</b>															
3.5	Petrol	204	2GR-FE	05/06-06/12			L		DOX-0237						
3.5	Petrol	204	2GR-FE	05/06-06/12			L/R	DOX-0261						DOX-0109	
3.5	Petrol	204	2GR-FE	05/06-06/12			L/R	DOX-0505							
3.5	Petrol	204	2GR-FE	05/06-06/12			R		DOX-0238						
<b>ES (12-18)</b>															
200	Petrol	110/123	6AR-FSE	08/15-06/18				DOX-0571							
250	Petrol	135	2AR-FE	06/12-06/18				DOX-0611							
300h	Petrol/ Electric	118	2AR-FXE	06/12-07/15				DOX-0611							
350	Petrol	183/204	2GR-FE	06/12-06/18					DOX-0237					DOX-0109	
350	Petrol	183/204	2GR-FE	06/12-06/18					DOX-0638						
350	Petrol	183/204	2GR-FE	06/12-06/18			L/R	DOX-0611							
<b>GS (93-97)</b>															
300	Petrol	156	2JZ-GE	01/93-08/97					DOX-0547					DOX-0109	
<b>GS (97-05)</b>															
300	Petrol	163	2JZ-GE	08/97-10/00										DOX-0109	
300	Petrol	163	2JZ-GE	08/97-10/00		For cyl: 1-3		DOX-0205							
300	Petrol	163	2JZ-GE	08/97-10/00		For cyl: 1-3		DOX-0552							
300	Petrol	163	2JZ-GE	08/97-10/00		For cyl: 1-3 & 4-6				DOX-0109					
300	Petrol	163	2JZ-GE	08/97-10/00		For cyl: 4-6		DOX-0238							
300	Petrol	161	2JZ-GE	10/00-12/04										DOX-0109	
300	Petrol	161	2JZ-GE	10/00-12/04		For cyl: 1-3		DOX-0552	DOX-0231						
300	Petrol	161	2JZ-GE	10/00-12/04		For cyl: 1-3 & 4-6				DOX-0109					
300	Petrol	161	2JZ-GE	10/00-12/04		For cyl: 4-6		DOX-0231							
430	Petrol	208	3UZ-FE	11/00-12/04			L	DOX-0269							
430	Petrol	208	3UZ-FE	11/00-12/04			L/R		DOX-0274	DOX-0109	DOX-0109			DOX-0109	
430	Petrol	208	3UZ-FE	11/00-12/04			R	DOX-0238							
<b>GS (05-11)</b>															
300	Petrol	183	3GR-FSE	04/05-11/11			L/R	DOX-0263	DOX-0541					DOX-0106	
300	Petrol	183	3GR-FSE	04/05-11/11			L/R	DOX-0506						DOX-0109	
350 AWD	Petrol	226	2GR-FSE	09/06-11/11	ATM		L	DOX-0260							
350 AWD	Petrol	226	2GR-FSE	09/06-11/11	ATM		L/R							DOX-0109	
350 AWD	Petrol	226	2GR-FSE	09/06-11/11	ATM		R	DOX-0263							
430	Petrol	208	3UZ-FE	04/05-11/11			L	DOX-0269							
430	Petrol	208	3UZ-FE	04/05-11/11			L/R			DOX-0109	DOX-0109			DOX-0109	
430	Petrol	208	3UZ-FE	04/05-11/11			R	DOX-0238							
450h	Petrol/ Electric	218/254	2GR-FSE	02/06-11/11	ATM		L	DOX-0260							

# Lambda Sensors

## Application Tables

			KW					L/R	Direct Fit		Universal	
									Before	After	Before	After
<b>LEXUS continued</b>												
<b>GS (05-11) continued</b>												
450h	Petrol/ Electric	218/254	2GR-FSE	02/06-11/11	ATM			L/R				DOX-0109
450h	Petrol/ Electric	218/254	2GR-FSE	02/06-11/11	ATM			R	DOX-0263			
460	Petrol	255	1UR-FSE	09/07-11/11				L/R	DOX-0506			DOX-0109
<b>GS (12-)</b>												
250	Petrol	154	4GR-FSE	01/12-09/13				L/R				DOX-0109
250	Petrol	154	4GR-FSE	01/12-10/15				R	DOX-0566			
450h	Petrol/ Electric	215/217	2GR-FXE	01/12-				L		DOX-0275		DOX-0109
5.0 GS F	Petrol	351	2UR-GSE	09/15-				L	DOX-0621			
5.0 GS F	Petrol	351	2UR-GSE	09/15-				R	DOX-0595			
<b>GX (01-09)</b>												
470	Petrol	175/199	2UZ-FE	11/01-11/09				L/R	DOX-0263	DOX-0237		DOX-0109
<b>GX (09-)</b>												
460 4WD	Petrol	225	1UR-FE	01/10-				L/R	DOX-0506			
460 4WD	Petrol	225	1UR-FE	01/10-				R		DOX-0638		
460 4WD	Petrol	225	1UR-FE	01/10-	ATM			L		DOX-0237		
460 4WD	Petrol	225	1UR-FE	01/10-	ATM			L/R				DOX-0109
470	Petrol	218	1UR-FE	01/10-				L/R	DOX-0506			
470	Petrol	218	1UR-FE	01/10-				R		DOX-0638		
470	Petrol	218	1UR-FE	01/10-	ATM			L		DOX-0237		
470	Petrol	218	1UR-FE	01/10-	ATM			L/R				DOX-0109
<b>IS C (09-15)</b>												
250	Petrol	153	4GR-FSE	04/09-06/15				L/R	DOX-0506			DOX-0109
<b>IS I (99-05)</b>												
200	Petrol	114	1G-FE	04/99-10/05						DOX-0550		DOX-0109
200	Petrol	114	1G-FE	04/99-10/05				Front	DOX-0236			
200	Petrol	114	1G-FE	04/99-10/05				Front/ Rear			DOX-0109	
200	Petrol	114	1G-FE	04/99-10/05				Rear	DOX-0205			
300	Petrol	157	2JZ-GE	09/01-10/05								DOX-0109
300	Petrol	157	2JZ-GE	09/01-10/05		For cyl: 1-3			DOX-0552	DOX-0231	DOX-0109	DOX-0109
300	Petrol	157	2JZ-GE	09/01-10/05		For cyl: 4-6			DOX-0231		DOX-0109	
<b>IS II (05-13)</b>												
200d	Diesel	110	2AD-FTV	07/10-07/12						DOX-0502		
220d	Diesel	130	2AD-FHV	08/05-07/12						DOX-0502		
250	Petrol	153	4GR-FSE	08/05-03/13				L/R	DOX-0263			DOX-0109
250	Petrol	153	4GR-FSE	08/05-03/13				L/R	DOX-0506			
250	Petrol	153	4GR-FSE	08/10-03/13				R	DOX-0510			
250 AWD	Petrol	158	4GR-FSE	11/10-03/13				L	DOX-0506			
250 AWD	Petrol	158	4GR-FSE	11/10-03/13				R	DOX-0510			
5.0 IS F	Petrol	311	2UR-GSE	11/07-03/13				L/R	DOX-0260			
5.0 IS F	Petrol	311	2UR-GSE	11/07-03/13				L/R	DOX-0504			
5.0 IS F	Petrol	311	2UR-GSE	11/07-03/13	ATM			L/R				DOX-0109
<b>IS III (13-)</b>												
250	Petrol	153	4GR-FSE	04/13-08/13				L/R				DOX-0109
250	Petrol	153	4GR-FSE	04/13-08/15				R	DOX-0566			
<b>LC (16-)</b>												
500	Petrol	341/351	2UR-GSE	11/16-				L	DOX-0621			
<b>LS (89-94)</b>												
400	Petrol	180	1UZ-FE	12/89-12/95				Left / Right	DOX-0215			
<b>LS (94-00)</b>												
400	Petrol	194/203/ 209/216	1UZ-FE	12/94-12/00				L/R	DOX-0269	DOX-0550	DOX-0109	DOX-0109
<b>LS (00-06)</b>												
430	Petrol	207	3UZ-FE	08/00-08/06				L	DOX-0269			
430	Petrol	207	3UZ-FE	08/00-08/06				L/R			DOX-0109	DOX-0109
430	Petrol	207	3UZ-FE	08/00-08/06				R	DOX-0238			
<b>LS (06-17)</b>												
460	Petrol	255	1UR-FE	08/06-				L	DOX-0254			
460	Petrol	255	1UR-FE	08/06-				L/R		DOX-0638	DOX-0106	
460	Petrol	255	1UR-FE	08/06-				R	DOX-0289			
460	Petrol	280/283	1UR-FSE	08/06-				L	DOX-0503	DOX-0275		
460	Petrol	280/283	1UR-FSE	08/06-				L	DOX-0504			
460	Petrol	280/283	1UR-FSE	08/06-				L/R				DOX-0109
460	Petrol	285	1UR-FSE	09/12-				L	DOX-0504	DOX-0275		

# Lambda Sensors







## Application Tables



Model	Fuel	KW	Engine	Year	Notes	L/R	Direct Fit		Universal	
							Before	After	Before	After
<b>LEXUS continued</b>										
<b>LS (06-17) continued</b>										
460	Petrol	285	1UR-FSE	09/12-		L/R				DOX-0109
460 AWD	Petrol	270	1UR-FSE	12/08-		L	DOX-0503	DOX-0275		
460 AWD	Petrol	270	1UR-FSE	12/08-		L	DOX-0504			
460 AWD	Petrol	270	1UR-FSE	12/08-		L/R				DOX-0109
460 AWD	Petrol	272	1UR-FSE	09/12-		L	DOX-0504	DOX-0275		
460 AWD	Petrol	272	1UR-FSE	09/12-		L/R				DOX-0109
600h AWD	Petrol/ Electric	272/290/ 327	2UR-FSE	04/07-		L		DOX-0638		
600h AWD	Petrol/ Electric	272/290/ 327	2UR-FSE	04/07-		L/R				DOX-0109
<b>LX (98-08)</b>										
470	Petrol	170/173	2UZ-FE	08/02-08/07		L/R	DOX-0269	DOX-0226	DOX-0109	DOX-0110
<b>LX (07-)</b>										
570	Petrol	270/282/ 285	3UR-FE	08/07-		L		DOX-0237		
570	Petrol	270/282/ 285	3UR-FE	08/07-		L/R	DOX-0504			DOX-0109
570	Petrol	270/282/ 285	3UR-FE	08/07-		L/R	DOX-0621			
570	Petrol	270/282/ 285	3UR-FE	08/07-		R		DOX-0638		
<b>NX (14-)</b>										
200	Petrol	110	3ZR-FAE	11/14-			DOX-0566	DOX-0627		
200 AWD	Petrol	110	3ZR-FAE	11/14-			DOX-0566	DOX-0627		
200t	Petrol	175	8AR-FTS	07/14-			DOX-0595			
200t AWD	Petrol	175	8AR-FTS	07/14-			DOX-0595			
300	Petrol	175	8AR-FTS	09/17-			DOX-0595			
300 AWD	Petrol	175	8AR-FTS	09/17-			DOX-0595			
300h	Petrol/ Electric	112/114	2AR-FXE	07/14-			DOX-0571			
300h AWD	Petrol/ Electric	112/114	2AR-FXE	07/14-			DOX-0571			
<b>RC (14-)</b>										
5.0 RC F	Petrol	330/341/ 344/351	2UR-GSE	08/14-		L	DOX-0621			
5.0 RC F	Petrol	330/341/ 344/351	2UR-GSE	08/14-		R	DOX-0595			
<b>RX (98-03)</b>										
300	Petrol	148	1MZ-FE	01/98-02/03						DOX-0110
300	Petrol	148	1MZ-FE	01/98-02/03		L/R	DOX-0500			
300 AWD	Petrol	148/164	1MZ-FE	01/98-05/03						DOX-0110
300 AWD	Petrol	148/164	1MZ-FE	01/98-05/03		L/R	DOX-0500			
<b>RX (03-08)</b>										
3.3	Petrol	171	3MZ-FE	04/03-01/06	ATM	L/R	DOX-0501			DOX-0109
300	Petrol	150	1MZ-FE	05/03-01/06	ATM	L/R	DOX-0501			DOX-0109
330 AWD	Petrol	171	3MZ-FE	04/03-12/08	ATM	L/R	DOX-0501			DOX-0109
350	Petrol	203	2GR-FE	01/06-12/08		Front	DOX-0261	DOX-0275		
350	Petrol	203	2GR-FE	01/06-12/08		Front and Rear				DOX-0109
350	Petrol	203	2GR-FE	08/07-12/08		Front /Rear	DOX-0505			
350	Petrol	203	2GR-FE	01/06-07/07		Rear	DOX-0501			
350 AWD	Petrol	203	2GR-FE	02/06-12/08		Front	DOX-0261	DOX-0275		
350 AWD	Petrol	203	2GR-FE	02/06-12/08		Front and Rear				DOX-0109
350 AWD	Petrol	203	2GR-FE	08/07-12/08		Front /Rear	DOX-0505			
350 AWD	Petrol	203	2GR-FE	02/06-07/07		Rear	DOX-0501			
400h	Petrol/ Electric	155	3MZ-FE	09/05-12/08		Front		DOX-0275		
400h	Petrol/ Electric	155	3MZ-FE	09/05-12/08		Front /Rear	DOX-0501			DOX-0109
400h AWD	Petrol/ Electric	155	3MZ-FE	09/04-12/08		Front		DOX-0275		
400h AWD	Petrol/ Electric	155	3MZ-FE	09/04-12/08		Front /Rear	DOX-0501			DOX-0109
<b>RX (08-15)</b>										
270	Petrol	138	1AR-FE	12/08-10/15			DOX-0611			
3.5 AWD	Petrol	183	2GR-FXE	04/09-10/15		Front	DOX-0611	DOX-0644		
3.5 AWD	Petrol	183	2GR-FXE	04/12-10/15	Vehicle production country: USA	Front	DOX-0611			

# Lambda Sensors






## Application Tables





		KW					L/R	Direct Fit		Universal	
								Before	After	Before	After
<b>LEXUS continued</b>											
<b>RX (08-15) continued</b>											
3.5 AWD	Petrol	183	2GR-FXE	04/09-10/15			Front/Rear	DOX-0505			DOX-0109
3.5 AWD	Petrol	183	2GR-FXE	08/10-10/15			Rear	DOX-0569			
3.5 AWD	Petrol	183	2GR-FXE	04/12-10/15		Vehicle production country: USA	Rear	DOX-0569			
350	Petrol	202	2GR-FE	08/11-09/15			Front/L/R	DOX-0611			
350	Petrol	202	2GR-FE	04/12-09/15		Vehicle production country: USA	Front/L/R	DOX-0611			
350	Petrol	202	2GR-FE	12/08-09/15			L		DOX-0275		
350	Petrol	202	2GR-FE	12/08-08/11			L/R	DOX-0505			
350	Petrol	202	2GR-FE	04/12-09/15		Vehicle production country: USA	Rear	DOX-0569			
350	Petrol	202	2GR-FE	12/08-09/15	ATM		L/R				DOX-0109
350	Petrol	206	2GR-FXE	12/08-10/15			Front	DOX-0611	DOX-0644		
350	Petrol	206	2GR-FXE	04/12-10/15		Vehicle production country: USA	Front	DOX-0611			
350	Petrol	206	2GR-FXE	12/08-10/15			Front/Rear	DOX-0505			DOX-0109
350	Petrol	206	2GR-FXE	08/10-10/15			Rear	DOX-0569			
350	Petrol	206	2GR-FXE	04/12-10/15		Vehicle production country: USA	Rear	DOX-0569			
350 AWD	Petrol	204	2GR-FE;2GR-FXE	12/08-08/15			Front		DOX-0644		
350 AWD	Petrol	204	2GR-FE;2GR-FXE	08/11-08/15			Front/L/R	DOX-0611			
350 AWD	Petrol	204	2GR-FE;2GR-FXE	04/12-08/15		Vehicle production country: USA	Front/L/R	DOX-0611			
350 AWD	Petrol	204	2GR-FE;2GR-FXE	12/08-08/15			L		DOX-0275		
350 AWD	Petrol	204	2GR-FE;2GR-FXE	12/08-08/11			L/R	DOX-0505			
350 AWD	Petrol	204	2GR-FE;2GR-FXE	04/12-08/15		Vehicle production country: USA	Rear	DOX-0569			
350 AWD	Petrol	204	2GR-FE;2GR-FXE	12/08-08/15	ATM		L/R				DOX-0109
350 AWD	Petrol	206	2GR-FE	03/09-10/10		Vehicle production country: USA	L	DOX-0505			
450h	Petrol/Electric	183	2GR-FXE	12/08-10/15			Front	DOX-0611	DOX-0644		
450h	Petrol/Electric	183	2GR-FXE	04/12-10/15		Vehicle production country: USA	Front	DOX-0611			
450h	Petrol/Electric	183	2GR-FXE	12/08-10/15			Front/Rear	DOX-0505			DOX-0109
450h	Petrol/Electric	183	2GR-FXE	08/10-10/15			Rear	DOX-0569			
450h	Petrol/Electric	183	2GR-FXE	04/12-10/15		Vehicle production country: USA	Rear	DOX-0569			
450h AWD	Petrol/Electric	183	2GR-FXE	12/08-10/15			Front	DOX-0611	DOX-0644		
450h AWD	Petrol/Electric	183	2GR-FXE	04/12-10/15		Vehicle production country: USA	Front	DOX-0611			
450h AWD	Petrol/Electric	183	2GR-FXE	12/08-10/15			Front/Rear	DOX-0505			DOX-0109
450h AWD	Petrol/Electric	183	2GR-FXE	08/10-10/15			Rear	DOX-0569			
450h AWD	Petrol/Electric	183	2GR-FXE	04/12-10/15		Vehicle production country: USA	Rear	DOX-0569			
<b>RX (15-)</b>											
200t	Petrol	175	8AR-FTS	10/15-12/17				DOX-0595			
200t AWD	Petrol	175	8AR-FTS	10/15-12/17				DOX-0595			
300	Petrol	175	8AR-FTS	12/17-				DOX-0595			
300 AWD	Petrol	175	8AR-FTS	12/17-				DOX-0595			
350 4WD	Petrol	216/221	2GR-FKS	10/15-			L	DOX-0573			
450h	Petrol/Electric	193	2GR-FXS	10/15-			L	DOX-0573			
450h AWD	Petrol/Electric	193/230	2GR-FXS	11/15-			L	DOX-0573			

			KW					Direct Fit		Universal	
								L/R	Before	After	Before
<b>LEXUS continued</b>											
<b>SC (01-10)</b>											
430	Petrol	210/215	3UZ-FE		01/01-07/10	ATM		L	DOX-0269		
430	Petrol	210/215	3UZ-FE		01/01-07/10	ATM		L/R	DOX-0280	DOX-0109	DOX-0109
430	Petrol	210/215	3UZ-FE		01/01-07/10	ATM		R	DOX-0238		
<b>MAZDA</b>											
<b>2 (03-07)</b>											
1.2	Petrol	55	FUJA		02/03-06/07				DOX-1371	DOX-1371	DOX-0119 DOX-0119
1.25	Petrol	55	FUJA		04/03-06/07				DOX-1371	DOX-1371	DOX-0119 DOX-0119
1.4	Petrol	59	FXJA		02/03-06/07				DOX-1371	DOX-1371	DOX-0119 DOX-0119
1.6	Petrol	74	FYJA		02/03-06/07				DOX-1371	DOX-1371	DOX-0119 DOX-0119
<b>2 (07-15)</b>											
1.3	Petrol	55/63	ZJ46		10/07-06/15				DOX-0558		
1.3 BiFuel	Petrol/ Liquified Petroleum Gas (LPG)	55/62	ZJ-46		05/11-11/14				DOX-0558		
1.3 MZR	Petrol	62	ZJ46;ZJ-VE		01/10-06/15				DOX-0558		
1.5	Petrol	76	ZY66;ZY84		07/07-06/15				DOX-0558		
1.5 MZR	Petrol	75	ZY05;ZY66		06/11-06/15				DOX-0558		
<b>2 (14-)</b>											
1.5 SkyActiv-D 105	Diesel	77	S5Y2;S5Y5;S5Y6;S5Y7;S5Y8		08/14-02/18				DOX-0598		
<b>3 (00-09)</b>											
1.3	Petrol	62	ZJ07;ZJ30;ZJ32		10/03-06/09				DOX-0331	DOX-0332	DOX-0113 DOX-0109
1.6	Petrol	77	Z601;Z627		10/03-06/09				DOX-0331	DOX-0332	DOX-0113 DOX-0109
2.0	Petrol	104/110	LF50;LF72;LFDE;LFN7; LFN8;LFVE		10/03-02/06						DOX-0121
<b>3 (09-14)</b>											
1.6 MZR	Petrol	77/79	Z6;Z668;Z682;Z683		12/08-09/14				DOX-0332		DOX-0109
<b>3 (13-)</b>											
1.5 SkyActiv-D 105	Diesel	77	S5Y7;S5Y8		02/16-				DOX-0598		
1.5 SkyActiv-G 100	Petrol	74	P5Y1;P5Y4;P5Y5;P5Z3		09/13-					DOX-0624	
1.5 SkyActiv-G 120	Petrol	88	P5Y1;P5Y4;P5Y5;P5Z3		10/13-					DOX-0624	
1.6	Petrol	77	Z6Y1;Z6Y3		09/13-					DOX-0624	
2.0 SkyActiv-G 120	Petrol	88	PEXL;PEY5;PEY7		09/13-					DOX-0624	
2.0 SkyActiv-G 150	Petrol	110	PEY7		11/13-					DOX-0624	
2.0 SkyActiv-G 165	Petrol	121	PEX2;PEXL;PEY5;PEY7		07/13-					DOX-0624	
<b>5 (05-10)</b>											
1.8	Petrol	85	L823		02/05-05/10						DOX-0121
2.0	Petrol	107	LFF7		02/05-12/07						DOX-0121
2.0 CD	Diesel	81/105	RF7J		02/05-05/10				DOX-0539		
<b>6 (02-07)</b>											
1.8	Petrol	88	L813;L829		08/02-08/07						DOX-0121 DOX-0119
2.0	Petrol	104/108	LF17;LF18;LFF7		06/02-08/07						DOX-0121 DOX-0119
2.0 DI	Diesel	89/100/ 105	RF5C;RF7J		03/05-08/07				DOX-0539		
2.3	Petrol	120/122	L3C1		01/02-02/08						DOX-0121 DOX-0119
2.3 AWD	Petrol	119	L3C1		11/02-08/07						DOX-0121 DOX-0119
<b>6 (07-13)</b>											
2.0 MZR-CD	Diesel	103	RF7J		08/07-12/09					DOX-0539	
2.2 D	Diesel	95/132	R2AA;R2BF		01/10-07/13					DOX-0629	
2.2 MZR-CD	Diesel	92/120/ 136	R2AA;R2BF		08/08-07/13					DOX-0539	
2.2 MZR-CD	Diesel	92/120/ 136	R2AA;R2BF		08/08-07/13					DOX-0629	
2.2 MZR-CD	Diesel	132	R2AA		01/10-07/13					DOX-0629	
<b>6 (12-)</b>											
2.0 SkyActiv-G 145	Petrol	107	PEXB;PEXL;PEY5;PEY7		01/13-					DOX-0624	
2.0 SkyActiv-G 150	Petrol	110	PEXL;PEY7		12/12-					DOX-0624	
2.0 SkyActiv-G 165	Petrol	121	PEXB;PEXL;PEY5;PEY7		01/13-					DOX-0624	
2.5 SkyActiv-G 194	Petrol	143	PY-RPR;PYY1;PY-Y8;PYZ8; PY-ZA;PYZC		12/12-					DOX-0624	
2.5 T 231	Petrol	170	PYZ4		03/18-					DOX-0624	
<b>323 C IV (89-00)</b>											
1.3	Petrol	49	B3E		09/89-07/94	M			DOX-0300		DOX-0125
1.3 16V	Petrol	54	B3 (16V)		09/89-07/94	M			DOX-0300		DOX-0125
1.6	Petrol	62	B6E		09/89-06/91				DOX-0300		DOX-0125
1.6 16V	Petrol	65	B6		03/91-05/94				DOX-0300		DOX-0125
1.8 16V 4WD	Petrol	76	BP		11/91-12/93	M			DOX-0300		DOX-0125

		KW					L/R	Direct Fit		Universal	
								Before	After	Before	After
<b>MAZDA continued</b>											
<b>323 C IV (89-00) continued</b>											
1.8 16V GT	Petrol	94	BP (DOHC)					DOX-0300		DOX-0125	
1.8 16V Turbo 4WD	Petrol	136	BP Turbo					DOX-0300		DOX-0125	
<b>323 C V (94-98)</b>											
1.5 16V	Petrol	65	Z5-DE					DOX-1031		DOX-0116	
1.5 16V	Petrol	65	Z5-DE					DOX-1356		DOX-0119	
1.8 16V	Petrol	84	BP-ZE					DOX-0319		DOX-0109	
1.8 16V	Petrol	84	BP-ZE					DOX-1435			
<b>323 F IV (87-94)</b>											
1.6	Petrol	62	B6E					DOX-0300		DOX-0125	
1.6 16V	Petrol	65	B6					DOX-0300		DOX-0125	
1.8 16V	Petrol	76/103	BP31					DOX-0300		DOX-0125	
1.8 16V GT	Petrol	94	BP (DOHC)					DOX-0300		DOX-0125	
1.8 4WD	Petrol	76	BPC					DOX-0300		DOX-0125	
<b>323 F V (94-98)</b>											
1.5 16V	Petrol	65	Z5-DE					DOX-1031		DOX-0116	
1.5 16V	Petrol	65	Z5-DE					DOX-1356		DOX-0119	
1.8 16V	Petrol	84	BP-ZE					DOX-0319		DOX-0109	
1.8 16V	Petrol	84	BP-ZE					DOX-1435			
<b>323 F VI (98-04)</b>											
1.5 16V	Petrol	65	ZL05;ZL06					DOX-1356		DOX-0119	
1.6	Petrol	70/72	ZM					DOX-1374		DOX-0121	DOX-0119
1.9 16V	Petrol	84	FP;FP55					DOX-1375		DOX-0119	
2.0	Petrol	96	FS7E;FS7G					DOX-1358	DOX-1357	DOX-0121	DOX-0119
<b>323 P V (96-98)</b>											
1.5 16V	Petrol	65	Z5-DE					DOX-1356		DOX-0119	
<b>323 S IV (89-94)</b>											
1.3	Petrol	49	B386					DOX-0300		DOX-0125	
1.3 16V	Petrol	54	B3 (16V)					DOX-0300		DOX-0125	
1.6	Petrol	62	B6E					DOX-0300		DOX-0125	
1.6 16V	Petrol	65	B6					DOX-0300		DOX-0125	
<b>323 S V (94-98)</b>											
1.5 16V	Petrol	65	Z5-DE					DOX-1031		DOX-0116	
1.5 16V	Petrol	65	Z5-DE					DOX-1356		DOX-0119	
1.8 16V	Petrol	84	BP-ZE					DOX-0319		DOX-0109	
1.8 16V	Petrol	84	BP-ZE					DOX-1435			
<b>323 S VI (98-04)</b>											
1.5 16V	Petrol	65	ZL05;ZL06					DOX-1356		DOX-0119	
1.6	Petrol	70/72	ZM					DOX-1374		DOX-0121	DOX-0119
1.9 16V	Petrol	84	FP;FP55					DOX-1375		DOX-0119	
2.0	Petrol	96	FS7E;FS7G					DOX-1358	DOX-1357	DOX-0121	DOX-0119
<b>626 II (82-87)</b>											
2.0	Petrol	68/70/ 74/81/88	FE (8V);FE-3L;FE-3M							DOX-0125	
2.0 i Turbo	Petrol	87	FET							DOX-0125	
<b>626 IV (91-97)</b>											
1.8	Petrol	66/77	FP;FP01LP					DOX-1370		DOX-0119	
1.8 i	Petrol	66/77	FP;FP01LP					DOX-1370		DOX-0119	
2.0 i	Petrol	85	FS					DOX-1370		DOX-0119	
2.0 i 4WD	Petrol	85	FS					DOX-1370		DOX-0119	
<b>626 V (97-02)</b>											
1.8	Petrol	66/74	FP;FP9A;FPY3					DOX-1375		DOX-0119	
2.0	Petrol	85/100	FS2C					DOX-1375		DOX-0119	
2.0 H.P.	Petrol	100	FS2C					DOX-1375		DOX-0119	
<b>CX-3 (15-)</b>											
1.5 SkyActiv-D 105	Diesel	77	S5Y2;S5Y5;S5Y7;S5Y9					DOX-0598			
1.5 SkyActiv-D 105 AWD	Diesel	77	S5Y2;S5Y5;S5Y7;S5Y9					DOX-0598			
<b>DEMIO (98-03)</b>											
1.3 16V	Petrol	46	B3 ME					DOX-1374		DOX-0116	DOX-0119
1.3 16V	Petrol	46	B3 ME							DOX-0121	
1.3 i 16V	Petrol	53	B3 (16V)					DOX-1374		DOX-0116	
1.5 16V	Petrol	55	B5 E					DOX-1374		DOX-0121	DOX-0119
<b>MPV I (88-99)</b>											
3.0 i V6	Petrol	109/113	JE94;JE96							DOX-0109	
<b>MPV II (99-06)</b>											
2.0	Petrol	88	FS					DOX-0318	DOX-0316	DOX-0109	DOX-0113
2.0	Petrol	90	FS-DS					DOX-0319		DOX-0109	



			KW					L/R	Direct Fit		Universal	
									Before	After	Before	After
<b>MAZDA continued</b>												
<b>MPV II (99-06) continued</b>												
2.3	Petrol	104	L3	07/02-02/06					DOX-0325	DOX-0318	DOX-0113	DOX-0109
2.5 V6	Petrol	125	GY-DE	09/99-03/02			L		DOX-0319			
2.5 V6	Petrol	125	GY-DE	09/99-03/02			L/R				DOX-0109	
2.5 V6	Petrol	125	GY-DE	09/99-03/02			R		DOX-0320			
3.0 i V6	Petrol	147	AJ	01/02-12/06	ATM		L/R		DOX-0333	DOX-0324	DOX-0113	DOX-0109
<b>MX-3 (91-98)</b>												
1.6	Petrol	66	B67K	05/91-06/95					DOX-1031		DOX-0116	
1.6	Petrol	66	B67K	05/91-06/95					DOX-1356		DOX-0119	
1.6 i	Petrol	79	B6DA	11/93-09/98					DOX-1031		DOX-0116	
1.6 i	Petrol	79	B6DA	11/93-09/98					DOX-1356		DOX-0119	
1.8 i V6	Petrol	95/98	K8Y1;K8-ZE;K819	01/92-10/97	M							DOX-0109
1.8 i V6	Petrol	95/98	K8Y1;K8-ZE;K819	01/92-10/97	M		L/R		DOX-1435		DOX-0109	
<b>MX-5 I (90-98)</b>												
1.6	Petrol	85	B64F	05/90-01/94					DOX-1435		DOX-0109	
1.6	Petrol	85	B64F	05/90-01/94							DOX-0125	
1.6	Petrol	66	8AN1	01/95-04/98					DOX-0317		DOX-0109	
1.6	Petrol	66	8AN1	01/95-04/98					DOX-1435			
1.8	Petrol	96	BP (DOHC);BPF1	01/93-04/98					DOX-0317		DOX-0109	
1.8	Petrol	96	BP (DOHC);BPF1	01/93-04/98					DOX-1435			
<b>MX-5 II (98-05)</b>												
1.6 16V	Petrol	81	B6MC;B6MU	05/98-10/05					DOX-0317		DOX-0109	DOX-0109
1.6 16V	Petrol	81	B6MC;B6MU	05/98-10/05					DOX-0323		DOX-0113	
1.8	Petrol	103	BP5A;BP6J	01/98-07/02					DOX-0317	DOX-0321	DOX-0109	DOX-0109
1.8	Petrol	103	BP5A;BP6J	01/98-07/02					DOX-0322		DOX-0113	
1.8 16V	Petrol	103	BP5A;BP6J	05/98-10/05					DOX-0317	DOX-0321	DOX-0109	DOX-0109
1.8 16V	Petrol	103	BP5A;BP6J	05/98-10/05					DOX-0322		DOX-0113	
1.8 16V	Petrol	103/107	BP6J;BP-ZE	11/00-10/05					DOX-0322	DOX-0321	DOX-0113	DOX-0109
1.8 i Turbo	Petrol	136	BP Turbo;BP8K	04/02-10/05					DOX-0322	DOX-0321	DOX-0113	DOX-0109
<b>MX-5 III (05-14)</b>												
1.8	Petrol	93	L828;L831	03/05-12/14					DOX-0518	DOX-0334		DOX-0109
1.8	Petrol	93	L828;L831	03/05-12/14					DOX-0560			
2.0	Petrol	118	LFG7;LFG8;LFY7;LFZD	07/05-12/14					DOX-0518	DOX-0334		DOX-0109
2.0	Petrol	118	LFG7;LFG8;LFY7;LFZD	07/05-12/14					DOX-0560			
<b>MX-6 (92-97)</b>												
2.0	Petrol	85	FS	02/92-02/97					DOX-1370		DOX-0119	
<b>PREMACY (99-05)</b>												
1.9	Petrol	74/84	FP	07/99-03/05					DOX-1358	DOX-1357	DOX-0119	DOX-0119
1.9	Petrol	74/84	FP	07/99-03/05					DOX-1375		DOX-0121	
2.0	Petrol	96	FS7E;FS7G	11/01-03/05					DOX-1358	DOX-1357	DOX-0121	DOX-0119
<b>RX 8 (03-12)</b>												
1.3	Petrol	141/151/170/177	13B-MSP	10/03-06/12					DOX-0519	DOX-0330		DOX-0109
1.3	Petrol	141/151/170/177	13B-MSP	10/03-03/08	5MTM				DOX-1449			
<b>TRIBUTE (00-08)</b>												
3.0 V6 24V 4WD	Petrol	145	AJ	03/00-05/08				Front		DOX-1716		DOX-0119
3.0 V6 AWD	Petrol	149	AJ	04/04-05/08				Front		DOX-1716		DOX-0119
<b>MERCEDES-BENZ</b>												
<b>190 (W201) (82-93)</b>												
E 1.8	Petrol	80	M 102.910	04/90-08/93		Ch: >A528957			DOX-1377		DOX-0116	
E 2.0	Petrol	66/76/83/85/87/90/93	M 102.921;M 102.924;M 102.961;M 102.962	10/82-06/93					DOX-1377		DOX-0116	
E 2.3	Petrol	97/100	M 102.985	10/82-08/93					DOX-1377		DOX-0116	
E 2.3-16	Petrol	125/130/136	M 102.983	04/84-08/88					DOX-1377		DOX-0116	
E 2.5 Evolution II	Petrol	173	M 102.992	05/90-08/93					DOX-1377		DOX-0116	
E 2.5-16	Petrol	150	M 102.990	09/88-08/93					DOX-1377		DOX-0116	
E 2.5-16 Evolution	Petrol	143	M 102.991	03/89-08/93					DOX-1377		DOX-0116	
E 2.6	Petrol	118/120	M 103.942	10/82-08/93					DOX-1377		DOX-0116	
<b>A-CLASS (W168) (97-04)</b>												
A 140	Petrol	60	M 166.940;M 166.960	07/97-08/04					DOX-2007	DOX-2007	DOX-0150	DOX-0150
A 160	Petrol	75	M 166.960	07/97-08/04					DOX-2007	DOX-2007	DOX-0150	DOX-0150
A 190	Petrol	92	M 166.990	03/99-08/04					DOX-2007	DOX-2007	DOX-0150	DOX-0150
A 210	Petrol	103	M 166.995	12/01-08/04					DOX-2007	DOX-2007	DOX-0150	DOX-0150
<b>A-CLASS (W169) (04-12)</b>												
A 150	Petrol	70	M 266.920	04/05-06/12					DOX-2044	DOX-2044	DOX-0150	DOX-0150
A 160	Petrol	70	M 266.920	04/09-06/12					DOX-2044	DOX-2044	DOX-0150	DOX-0150

			KW					L/R	Direct Fit		Universal	
									Before	After	Before	After
<b>MERCEDES-BENZ continued</b>												
<b>A-CLASS (W169) (04-12) continued</b>												
A 170	Petrol	85	M 266.940		04/05-06/12				DOX-2044	DOX-2044	DOX-0150	DOX-0150
A 180	Petrol	85	M 266.940		04/09-06/12				DOX-2044	DOX-2044	DOX-0150	DOX-0150
A 200	Petrol	100	M 266.960		04/05-06/12				DOX-2044	DOX-2044	DOX-0150	DOX-0150
A 200 Turbo	Petrol	142	M 266.980		09/05-06/12				DOX-2044	DOX-2044	DOX-0150	DOX-0150
<b>B-CLASS (W245) (05-11)</b>												
B 150	Petrol	70	M 266.920		03/05-11/11				DOX-2044	DOX-2044	DOX-0150	DOX-0150
B 160	Petrol	70	M 266.920		04/09-11/11				DOX-2044	DOX-2044	DOX-0150	DOX-0150
B 170	Petrol	85	M 266.940		03/05-11/11				DOX-2044	DOX-2044	DOX-0150	DOX-0150
B 180	Petrol	85	M 266.940		04/09-11/11				DOX-2044	DOX-2044	DOX-0150	DOX-0150
B 200	Petrol	100	M 266.960		03/05-11/11				DOX-2044	DOX-2044	DOX-0150	DOX-0150
B 200 TURBO	Petrol	142	M 266.980		03/05-11/11				DOX-2044	DOX-2044	DOX-0150	DOX-0150
<b>C-CLASS (202) (93-01)</b>												
C 180	Petrol	90	M 111.921		03/93-05/00				DOX-1314		DOX-0114	
C 180 T	Petrol	90	M 111.921		06/96-09/00				DOX-1314		DOX-0114	
C 180 T	Petrol	95	M 111.952		09/00-03/01					DOX-2007		DOX-0150
C 200	Petrol	100	M 111.945		01/94-05/00				DOX-1314		DOX-0114	
C 200 Kompressor	Petrol	132/141	M 111.944		10/95-05/00				DOX-1183		DOX-0120	
C 200 Kompressor	Petrol	132/141	M 111.944		10/95-05/00				DOX-1314		DOX-0114	
C 200 T	Petrol	100	M 111.945		06/96-03/01				DOX-1314		DOX-0114	
C 200 T Kompressor	Petrol	141	M 111.944		11/96-03/01				DOX-1183		DOX-0120	
C 200 T Kompressor	Petrol	141	M 111.944		11/96-03/01				DOX-1314		DOX-0114	
C 200 T Kompressor	Petrol	120	M 111.956		09/00-03/01					DOX-2007	DOX-0150	DOX-0150
C 200 T Kompressor	Petrol	120	M 111.956		09/00-03/01				DOX-2011			
C 200 T Kompressor	Petrol	120	M 111.956		09/00-03/01				DOX-2007			
C 220	Petrol	110	M 111.961		03/93-05/00						DOX-0120	
C 220	Petrol	110	M 111.961		03/93-05/00				DOX-1183		DOX-0120	
C 230	Petrol	110	M 111.974		06/96-06/97				DOX-1314		DOX-0114	
C 230 Kompressor	Petrol	142	M 111.975		10/95-05/00				DOX-1183		DOX-0120	
C 230 Kompressor	Petrol	142	M 111.975		10/95-05/00				DOX-1314		DOX-0114	
C 230 T	Petrol	110	M 111.974		06/96-06/98				DOX-1314		DOX-0114	
C 230 T Kompressor	Petrol	142	M 111.975		06/97-09/00				DOX-1183		DOX-0120	
C 230 T Kompressor	Petrol	142	M 111.975		06/97-09/00				DOX-1314		DOX-0114	
C 240	Petrol	125	M 112.910		06/97-05/00			L	DOX-1105			
C 240	Petrol	125	M 112.910		06/97-05/00			L		DOX-1104		
C 240	Petrol	125	M 112.910		06/97-05/00			L/R			DOX-0117	
C 240	Petrol	125	M 112.910		06/97-05/00			L/R				DOX-0117
C 240	Petrol	125	M 112.910		06/97-05/00			R	DOX-1099			
C 240	Petrol	125	M 112.910		06/97-05/00			R		DOX-1103		
C 240 T	Petrol	125	M 112.910		06/97-09/00			L	DOX-1105			
C 240 T	Petrol	125	M 112.910		06/97-09/00			L		DOX-1104		
C 240 T	Petrol	125	M 112.910		06/97-09/00			L		DOX-2037		
C 240 T	Petrol	125	M 112.910		06/97-09/00			L/R			DOX-0117	
C 240 T	Petrol	125	M 112.910		06/97-09/00			L/R				DOX-0117
C 240 T	Petrol	125	M 112.910		06/97-09/00			L/R				DOX-0150
C 240 T	Petrol	125	M 112.910		06/97-09/00			R	DOX-1099			
C 240 T	Petrol	125	M 112.910		06/97-09/00			R		DOX-1103		
C 240 T	Petrol	125	M 112.910		06/97-09/00			R		DOX-2033		
C 240 T	Petrol	125	M 112.915		09/00-03/01			L	DOX-1105		DOX-0117	
C 240 T	Petrol	125	M 112.915		09/00-03/01			L		DOX-2037		
C 240 T	Petrol	125	M 112.915		09/00-03/01			L	DOX-2011			
C 240 T	Petrol	125	M 112.915		09/00-03/01			L	DOX-2037			

			KW					L/R	Direct Fit		Universal	
									Before	After	Before	After
<b>MERCEDES-BENZ continued</b>												
<b>C-CLASS (202) (93-01) continued</b>												
C 240 T	Petrol	125	M 112.915					L/R			DOX-0150	DOX-0150
C 240 T	Petrol	125	M 112.915				Ch: F980774>	L/R			DOX-0150	
C 240 T	Petrol	125	M 112.915				Ch: F980774>	R		DOX-2033		
C 240 T	Petrol	125	M 112.915				Ch: F980774>, For left-hand drive vehicles	R	DOX-2039			
C 240 T	Petrol	125	M 112.915				Ch: F980774>, For right-hand drive vehicles	R	DOX-2049			
C 280	Petrol	145	M 112.920					L	DOX-1105	DOX-1104		
C 280	Petrol	145	M 112.920					L/R			DOX-0117	DOX-0117
C 280	Petrol	145	M 112.920					R	DOX-1099	DOX-1103		
C 280	Petrol	142	M 104.941				Ch: >A436535; F483847				DOX-0120	
C 280	Petrol	142	M 104.941				Ch: A436536; F483848>		DOX-1098		DOX-0117	
C 280 T	Petrol	145	M 112.920				Ch: >F980773	L	DOX-1105	DOX-1104		
C 280 T	Petrol	145	M 112.920				Ch: F980774>	L		DOX-2037		
C 280 T	Petrol	145	M 112.920				Ch: F980774>, For left-hand drive vehicles	L	DOX-2011			
C 280 T	Petrol	145	M 112.920				Ch: F980774>, For right-hand drive vehicles	L	DOX-2037			
C 280 T	Petrol	145	M 112.920				Ch: >F980773	L/R			DOX-0117	DOX-0117
C 280 T	Petrol	145	M 112.920				Ch: F980774>	L/R			DOX-0150	DOX-0150
C 280 T	Petrol	145	M 112.920				Ch: >F980773	R	DOX-1099	DOX-1103		
C 280 T	Petrol	145	M 112.920				Ch: F980774>	R		DOX-2033		
C 280 T	Petrol	145	M 112.920				Ch: F980774>, For left-hand drive vehicles	R	DOX-2039			
C 280 T	Petrol	145	M 112.920				Ch: F980774>, For right-hand drive vehicles	R	DOX-2049			
C 36 AMG	Petrol	206	M 104.941 (AMG 3.6)				Ch: >A436535; F483847				DOX-0120	
C 36 AMG	Petrol	206	M 104.941 (AMG 3.6)				Ch: A436536; F483848>		DOX-1098		DOX-0117	
C 43 AMG	Petrol	225	M 113.944					L	DOX-1105	DOX-1104		
C 43 AMG	Petrol	225	M 113.944				Ch: >F980773	L	DOX-1105	DOX-1104		
C 43 AMG	Petrol	225	M 113.944				Ch: F980774>	L		DOX-2037		
C 43 AMG	Petrol	225	M 113.944				Ch: F980774>, For left-hand drive vehicles	L	DOX-2011			
C 43 AMG	Petrol	225	M 113.944				Ch: F980774>, For right-hand drive vehicles	L	DOX-2037			
C 43 AMG	Petrol	225	M 113.944					L/R			DOX-0117	DOX-0117
C 43 AMG	Petrol	225	M 113.944				Ch: >F980773	L/R			DOX-0117	DOX-0117
C 43 AMG	Petrol	225	M 113.944				Ch: F980774>	L/R			DOX-0150	DOX-0150
C 43 AMG	Petrol	225	M 113.944					R	DOX-1099	DOX-1103		
C 43 AMG	Petrol	225	M 113.944				Ch: >F980773	R	DOX-1099	DOX-1103		
C 43 AMG	Petrol	225	M 113.944				Ch: F980774>	R		DOX-2033		
C 43 AMG	Petrol	225	M 113.944				Ch: F980774>, For left-hand drive vehicles	R	DOX-2039			
C 43 AMG	Petrol	225	M 113.944				Ch: F980774>, For right-hand drive vehicles	R	DOX-2049			
<b>C-CLASS (203) (00-07)</b>												
C 180	Petrol	95	M 111.951								DOX-0150	DOX-0150

# Lambda Sensors

## Application Tables







			KW					L/R	Direct Fit		Universal	
									Before	After	Before	After
<b>MERCEDES-BENZ continued</b>												
<b>C-CLASS (203) (00-07) continued</b>												
C 180	Petrol	95	M 111.951				Euro 3			DOX-2007	DOX-2011	
C 180	Petrol	95	M 111.951				Euro 4			DOX-2033	DOX-2007	
C 180 Kompressor	Petrol	105	M 271.946								DOX-2011	DOX-0150
C 200 CGI Kompressor	Petrol	125	M 271.942								DOX-2011	DOX-0150
C 200 Kompressor	Petrol	120	M 111.955						DOX-2007		DOX-0150	DOX-0150
C 200 Kompressor	Petrol	120	M 271.940								DOX-2011	DOX-0150
C 230	Petrol	150	M 272.920					L/R			DOX-2044	DOX-0150
C 230 Kompressor	Petrol	141	M 271.948								DOX-2011	DOX-0150
C 240	Petrol	125	M 112.912					L	DOX-2011			
C 240	Petrol	125	M 112.912					L/R			DOX-2026	DOX-0150
C 240	Petrol	125	M 112.912					R	DOX-2007			
C 240 4-matic	Petrol	125	M 112.916					L			DOX-2039	
C 240 4-matic	Petrol	125	M 112.916					L/R	DOX-2011			DOX-0150
C 240 4-matic	Petrol	125	M 112.916					R			DOX-2026	
C 280	Petrol	170	M 272.940					L/R			DOX-2044	DOX-0150
C 280 4-matic	Petrol	170	M 272.941		ATM			L			DOX-2011	
C 280 4-matic	Petrol	170	M 272.941		ATM			L/R				DOX-0150
C 280 4-matic	Petrol	170	M 272.941		ATM			R			DOX-2007	
C 32 AMG Kompressor	Petrol	260	M 112.961						L	DOX-2011		
C 32 AMG Kompressor	Petrol	260	M 112.961						L/R	DOX-2007		
C 32 AMG Kompressor	Petrol	260	M 112.961						L/R	DOX-2007		
C 320	Petrol	160	M 112.946						L	DOX-2011		
C 320	Petrol	160	M 112.946						L/R	DOX-2007	DOX-2026	DOX-0150
C 320	Petrol	160	M 112.946						L/R	DOX-2007		
C 320 4-matic	Petrol	160	M 112.953		ATM			L			DOX-2039	
C 320 4-matic	Petrol	160	M 112.953		ATM			L/R	DOX-2011			DOX-0150
C 320 4-matic	Petrol	160	M 112.953		ATM			R			DOX-2026	
C 350	Petrol	200	M 272.960					L/R			DOX-2044	DOX-0150
C 350 4-matic	Petrol	200	M 272.960;M 272.970		ATM			L			DOX-2011	
C 350 4-matic	Petrol	200	M 272.960;M 272.970		ATM			L/R				DOX-0150
C 350 4-matic	Petrol	200	M 272.960;M 272.970		ATM			R			DOX-2007	
C 55 AMG	Petrol	270	M 113.988						L	DOX-2011		
C 55 AMG	Petrol	270	M 113.988						L/R	DOX-2007	DOX-2026	DOX-0150
C 55 AMG	Petrol	270	M 113.988						L/R	DOX-2007		
<b>C-CLASS (204) (07-14)</b>												
C 180 Kompressor	Petrol	115	M 271.910;M 271.952								DOX-2011	DOX-0150
C 200 Kompressor	Petrol	135	M 271.950								DOX-2011	DOX-0150
C 230	Petrol	150	M 272.921					L/R			DOX-2044	DOX-0150
C 230 4-matic	Petrol	150	M 272.911					L/R			DOX-2044	DOX-0150
C 280	Petrol	170	M 272.947					L/R			DOX-2044	DOX-0150
C 280 4-matic	Petrol	170	M 272.948					L/R			DOX-2024	DOX-0150
C 300	Petrol	170	M 272.947					L/R			DOX-2044	DOX-0150
C 300 4-matic	Petrol	170	M 272.948		ATM			L/R			DOX-2024	DOX-0150
C 350	Petrol	200	M 272.961					L/R			DOX-2044	DOX-0150
C 350 4-matic	Petrol	200	M 272.971		ATM			L/R			DOX-2024	DOX-0150
C 350 CGI	Petrol	215	M 272.982		ATM			R			DOX-2024	DOX-0150
C 63 AMG	Petrol	336/358/373	M 156.985					L/R			DOX-2044	DOX-0150
<b>C-CLASS Coupe (CL203) (01-08)</b>												
C 160 Kompressor	Petrol	90	M 271.921								DOX-2011	DOX-0150
C 180	Petrol	95	M 111.951									DOX-0150







			KW					L/R	Direct Fit		Universal	
									Before	After	Before	After
<b>MERCEDES-BENZ continued</b>												
<b>C-CLASS Coupe (CL203) (01-08) continued</b>												
C 180	Petrol	95	M 111.951	03/01-05/02			Euro 3		DOX-2007	DOX-2011		
C 180	Petrol	95	M 111.951	03/01-05/02			Euro 4		DOX-2033	DOX-2007		
C 180 Kompressor	Petrol	105	M 271.946	05/02-05/08						DOX-2011		DOX-0150
C 200 CGI Kompressor	Petrol	125	M 271.942	03/03-05/08						DOX-2011		DOX-0150
C 200 Kompressor	Petrol	120	M 111.955	03/01-05/02					DOX-2007	DOX-2011	DOX-0150	DOX-0150
C 200 Kompressor	Petrol	120	M 271.940	05/02-05/08						DOX-2011		DOX-0150
C 220	Petrol	120	M 271.940	05/02-05/08						DOX-2011		DOX-0150
C 230	Petrol	150	M 272.920	01/05-05/08				L/R		DOX-2044		DOX-0150
C 230 Kompressor	Petrol	145	M 111.981	03/01-05/02					DOX-2007	DOX-2011	DOX-0150	DOX-0150
C 230 Kompressor	Petrol	141	M 271.948	05/02-05/08						DOX-2011		DOX-0150
C 32 AMG Kompressor	Petrol	260	M 112.961	05/02-05/08				L	DOX-2011			
C 32 AMG Kompressor	Petrol	260	M 112.961	05/02-05/08				L/R		DOX-2026	DOX-0150	DOX-0150
C 32 AMG Kompressor	Petrol	260	M 112.961	05/02-05/08				R	DOX-2007			
C 320	Petrol	160	M 112.946	09/02-05/08				L	DOX-2011			
C 320	Petrol	160	M 112.946	09/02-05/08				L/R		DOX-2026	DOX-0150	DOX-0150
C 320	Petrol	160	M 112.946	09/02-05/08				R	DOX-2007			
C 350	Petrol	200	M 272.960	01/05-05/08				L/R		DOX-2044		DOX-0150
<b>CLC (CL203) (08-11)</b>												
CLC 160	Petrol	95	M 271.911	02/09-06/11								DOX-0150
CLC 160	Petrol	95	M 271.911	02/09-06/11			For cyl: 0025400617			DOX-2011		
CLC 180 Kompressor	Petrol	105	M 271.946	05/08-06/11								DOX-0150
CLC 180 Kompressor	Petrol	105	M 271.946	05/08-06/11			For cyl: 0025400617			DOX-2011		
CLC 200 Kompressor	Petrol	135	M 271.957	05/08-06/11								DOX-0150
CLC 200 Kompressor	Petrol	135	M 271.957	05/08-06/11			For cyl: 0025400617			DOX-2011		
CLC 230	Petrol	150	M 272.920	05/08-06/11				L/R		DOX-2044		DOX-0150
CLC 350	Petrol	200	M 272.960	05/08-06/11				L/R		DOX-2044		DOX-0150
<b>CLK (208) (97-02)</b>												
CLK 200	Petrol	100	M 111.941;M 111.945	06/97-06/02					DOX-1314		DOX-0114	
CLK 200 Kompressor	Petrol	141	M 111.944	06/97-06/00					DOX-1314		DOX-0114	
CLK 200 Kompressor	Petrol	120	M 111.956	06/00-06/02					DOX-2007	DOX-2007	DOX-0150	DOX-0150
CLK 230 Kompressor	Petrol	142/145	M 111.973;M 111.975; M 111.982	06/97-06/02						DOX-2007	DOX-0150	DOX-0150
CLK 230 Kompressor	Petrol	142/145	M 111.973;M 111.975; M 111.982	06/97-06/02			For left-hand drive vehicles		DOX-2011			
CLK 230 Kompressor	Petrol	142/145	M 111.973;M 111.975; M 111.982	06/97-06/02			For right-hand drive vehicles		DOX-2007			
CLK 320	Petrol	160	M 112.940	06/97-06/02			Ch: >F136789; T000730	L		DOX-1104		
CLK 320	Petrol	160	M 112.940	06/97-06/02			Ch: F136790; T000731>	L	DOX-2011	DOX-2037		
CLK 320	Petrol	160	M 112.940	06/97-06/02			Ch: F136790; T000731>	L	DOX-2037			
CLK 320	Petrol	160	M 112.940	06/97-06/02			Ch: >F136789; T000730	L/R			DOX-0117	DOX-0117
CLK 320	Petrol	160	M 112.940	06/97-06/02			Ch: F136790; T000731>	L/R			DOX-0150	DOX-0150
CLK 320	Petrol	160	M 112.940	06/97-06/02			Ch: >F136789; T000730	R	DOX-1099	DOX-1103		
CLK 320	Petrol	160	M 112.940	06/97-06/02			Ch: F136790; T000731>	R		DOX-2033		
CLK 320	Petrol	160	M 112.940	06/97-06/02	ATM		Ch: >F136789; T000730	L	DOX-1105			
CLK 430	Petrol	205	M 113.943	07/98-06/02			Ch: >F136789; T000730	L		DOX-1104		
CLK 430	Petrol	205	M 113.943	09/98-03/02			Ch: >T054271	L	DOX-1105	DOX-1104		
CLK 430	Petrol	205	M 113.943	07/98-06/02			Ch: F136790; T000731>	L	DOX-2011	DOX-2037		
CLK 430	Petrol	205	M 113.943	07/98-06/02			Ch: F136790; T000731>	L	DOX-2037			
CLK 430	Petrol	205	M 113.943	09/98-03/02			Ch: T054272>	L	DOX-2011	DOX-2037		
CLK 430	Petrol	205	M 113.943	07/98-06/02			Ch: >F136789; T000730	L/R			DOX-0117	DOX-0117

Model	Fuel	KW	Engine	Year	Emissions	Notes	L/R	Direct Fit		Universal	
								Before	After	Before	After
<b>MERCEDES-BENZ continued</b>											
<b>CLK (208) (97-02) continued</b>											
CLK 430	Petrol	205	M 113.943	09/98-03/02		Ch: >T054271	L/R			DOX-0117	DOX-0117
CLK 430	Petrol	205	M 113.943	07/98-06/02		Ch: F136790; T000731>	L/R			DOX-0150	DOX-0150
CLK 430	Petrol	205	M 113.943	09/98-03/02		Ch: T054272>	L/R			DOX-0150	DOX-0150
CLK 430	Petrol	205	M 113.943	07/98-06/02		Ch: >F136789; T000730	R	DOX-1099	DOX-1103		
CLK 430	Petrol	205	M 113.943	09/98-03/02		Ch: >T054271	R	DOX-1099	DOX-1103		
CLK 430	Petrol	205	M 113.943	07/98-06/02		Ch: F136790; T000731>	R		DOX-2033		
CLK 430	Petrol	205	M 113.943	09/98-03/02		Ch: T054272>	R	DOX-2039	DOX-2033		
CLK 430	Petrol	205	M 113.943	07/98-06/02	ATM	Ch: >F136789; T000730	L	DOX-1105			
CLK 55 AMG	Petrol	255	M 113.981;M 113.984	08/99-06/02		Ch: >T054271	L	DOX-1105	DOX-1104		
CLK 55 AMG	Petrol	255	M 113.981;M 113.984	08/99-06/02		Ch: T054272>	L	DOX-2011	DOX-2037		
CLK 55 AMG	Petrol	255	M 113.981;M 113.984	08/99-06/02		Ch: >T054271	L/R			DOX-0117	DOX-0117
CLK 55 AMG	Petrol	255	M 113.981;M 113.984	08/99-06/02		Ch: T054272>	L/R			DOX-0150	DOX-0150
CLK 55 AMG	Petrol	255	M 113.981;M 113.984	08/99-06/02		Ch: >T054271	R	DOX-1099	DOX-1103		
CLK 55 AMG	Petrol	255	M 113.981;M 113.984	08/99-06/02		Ch: T054272>	R	DOX-2039	DOX-2033		
<b>CLK (209) (02-10)</b>											
CLK 200 CGI	Petrol	125	M 271.942	07/03-03/10						DOX-2011	DOX-0150
CLK 200 Kompressor	Petrol	120/135	M 271.940;M 271.955	09/02-03/10						DOX-2011	DOX-0150
CLK 240	Petrol	120/125	M 112.912	06/02-03/10			L	DOX-2011			
CLK 240	Petrol	120/125	M 112.912	06/02-03/10			L/R		DOX-2026	DOX-0150	DOX-0150
CLK 240	Petrol	120/125	M 112.912	06/02-03/10			R	DOX-2007			
CLK 280	Petrol	170	M 272.940	01/05-03/10			L/R		DOX-2044		DOX-0150
CLK 320	Petrol	160	M 112.955	06/02-03/10			L	DOX-2011			
CLK 320	Petrol	160	M 112.955	06/02-03/10			L/R		DOX-2026	DOX-0150	DOX-0150
CLK 320	Petrol	160	M 112.955	06/02-03/10			R	DOX-2007			
CLK 350	Petrol	200	M 272.960	01/05-03/10			L/R		DOX-2044		DOX-0150
CLK 500	Petrol	225	M 113.968	06/02-03/10			L	DOX-2011			
CLK 500	Petrol	225	M 113.968	06/02-03/10			L/R		DOX-2026	DOX-0150	DOX-0150
CLK 500	Petrol	225	M 113.968	06/02-03/10			R	DOX-2007			
CLK 500	Petrol	285	M 273.965;M 273.967	06/06-03/10			L/R		DOX-2044		DOX-0150
CLK 55 AMG	Petrol	270	M 113.987	06/02-03/10			L	DOX-2011			
CLK 55 AMG	Petrol	270	M 113.987	06/02-03/10			L/R		DOX-2026	DOX-0150	DOX-0150
CLK 55 AMG	Petrol	270	M 113.987	06/02-03/10			R	DOX-2007			
CLK 63 AMG	Petrol	354/373	M 156.982	04/06-03/10			L/R		DOX-2044		DOX-0150
<b>CLS (219) (04-10)</b>											
CLS 280	Petrol	170	M 272.943	07/08-12/10			L/R		DOX-2044		DOX-0150
CLS 300	Petrol	170	M 272.943	04/09-12/10			L/R		DOX-2044		DOX-0150
CLS 350	Petrol	200/215	M 272.964;M 272.985	10/04-12/10			L/R		DOX-2044		DOX-0150
CLS 500	Petrol	225	M 113.967	10/04-12/10			L/R	DOX-2007	DOX-2026	DOX-0150	DOX-0150
CLS 500	Petrol	225	M 113.967	10/04-12/10	ATM		L/R		DOX-2026		
CLS 500	Petrol	285	M 273.960	04/06-12/10			L/R		DOX-2044		DOX-0150
CLS 55 AMG	Petrol	350	M 113.990	01/05-12/10			L/R	DOX-2007	DOX-2026	DOX-0150	DOX-0150
CLS 55 AMG	Petrol	350	M 113.990	01/05-12/10	ATM		L/R		DOX-2026		
CLS 63 AMG	Petrol	378	M 156.983	04/06-12/10			L/R		DOX-2024		DOX-0150
<b>COUPE (C124) (87-93)</b>											
220 CE	Petrol	110	M 111.960	10/92-05/93						DOX-0120	
230 CE	Petrol	97/100	M 102.982	03/87-12/92				DOX-1376		DOX-0116	
230 CE Cat	Petrol	97	M 102.982	06/89-12/92				DOX-1376		DOX-0116	
300 CE	Petrol	132/138	M 103.983	03/87-05/93				DOX-1376		DOX-0116	
<b>E-CLASS (124) (92-96)</b>											
E 200	Petrol	100	M 111.940	06/93-06/95						DOX-0120	
E 200 T	Petrol	100	M 111.940	06/93-06/96						DOX-0120	
E 220	Petrol	110	M 111.960	06/93-06/95						DOX-0120	
E 220 T	Petrol	110	M 111.960	06/93-06/96						DOX-0120	
<b>E-CLASS (210) (95-03)</b>											
E 200	Petrol	100	M 111.942	06/95-08/00				DOX-1093		DOX-0114	
E 200 Kompressor	Petrol	137	M 111.947	06/97-03/03				DOX-1093		DOX-0114	
E 200 Kompressor	Petrol	120	M 111.957	08/00-03/03				DOX-2011	DOX-2007	DOX-0150	DOX-0150
E 230	Petrol	110	M 111.970	06/95-06/97				DOX-1314		DOX-0114	
E 240	Petrol	125	M 112.911	06/97-03/03			L/R	DOX-1105	DOX-1100	DOX-0117	DOX-0117
E 240	Petrol	125	M 112.911	06/97-03/03			L/R	DOX-2011	DOX-2007	DOX-0150	DOX-0150
E 240	Petrol	125	M 112.911	06/00-03/03		For left-hand drive vehicles	L/R	DOX-2007			
E 240	Petrol	125	M 112.911	06/00-03/03		For right-hand drive vehicles	L/R	DOX-2011			







# Lambda Sensors

## Application Tables

		KW					L/R	Direct Fit		Universal	
								Before	After	Before	After
<b>MERCEDES-BENZ continued</b>											
<b>E-CLASS (210) (95-03) continued</b>											
E 240	Petrol	125	M 112.914	08/00-03/03			L/R	DOX-2011	DOX-2007	DOX-0150	DOX-0150
E 240	Petrol	125	M 112.914	08/00-03/03		For left-hand drive vehicles	L/R	DOX-2007			
E 240	Petrol	125	M 112.914	08/00-03/03		For right-hand drive vehicles	L/R	DOX-2011			
E 280	Petrol	150	M 112.921	12/96-03/03			L/R	DOX-1105	DOX-1100	DOX-0117	DOX-0117
E 280	Petrol	150	M 112.921	12/96-03/03			L/R	DOX-2011	DOX-2007	DOX-0150	DOX-0150
E 280	Petrol	150	M 112.921	06/00-03/03		For left-hand drive vehicles	L/R	DOX-2007			
E 280	Petrol	150	M 112.921	06/00-03/03		For right-hand drive vehicles	L/R	DOX-2011			
E 280	Petrol	142	M 104.945	01/96-06/97				DOX-1102		DOX-0118	
E 280 4-matic	Petrol	150	M 112.921	12/96-03/03			L/R	DOX-1105	DOX-1100	DOX-0117	DOX-0117
E 280 4-matic	Petrol	150	M 112.921	12/96-03/03			L/R	DOX-2011	DOX-2007	DOX-0150	DOX-0150
E 280 4-matic	Petrol	150	M 112.921	06/00-03/03		For left-hand drive vehicles	L/R	DOX-2007			
E 280 4-matic	Petrol	150	M 112.921	06/00-03/03		For right-hand drive vehicles	L/R	DOX-2011			
E 320	Petrol	165	M 112.941	12/96-03/03			L/R	DOX-1105	DOX-1100	DOX-0117	DOX-0117
E 320	Petrol	165	M 112.941	12/96-03/03			L/R	DOX-2011	DOX-2007	DOX-0150	DOX-0150
E 320	Petrol	165	M 112.941	06/00-03/03		For left-hand drive vehicles	L/R	DOX-2007			
E 320	Petrol	165	M 112.941	06/00-03/03		For right-hand drive vehicles	L/R	DOX-2011			
E 320	Petrol	162	M 104.995	06/95-06/97				DOX-1102		DOX-0118	
E 320 4-matic	Petrol	165	M 112.941	12/96-03/03			L/R	DOX-1105	DOX-1100	DOX-0117	DOX-0117
E 320 4-matic	Petrol	165	M 112.941	12/96-03/03			L/R	DOX-2011	DOX-2007	DOX-0150	DOX-0150
E 320 4-matic	Petrol	165	M 112.941	06/00-03/03		For left-hand drive vehicles	L/R	DOX-2007			
E 320 4-matic	Petrol	165	M 112.941	06/00-03/03		For right-hand drive vehicles	L/R	DOX-2011			
E 420	Petrol	205	M 119.985	01/96-06/97			L/R	DOX-1105		DOX-0117	
E 430	Petrol	205	M 113.940	06/97-03/03			L/R	DOX-1105	DOX-1100	DOX-0117	DOX-0117
E 430	Petrol	205	M 113.940	06/97-03/03			L/R	DOX-2011	DOX-2007	DOX-0150	DOX-0150
E 430	Petrol	205	M 113.940	06/00-03/03		For left-hand drive vehicles	L/R	DOX-2007			
E 430	Petrol	205	M 113.940	06/00-03/03		For right-hand drive vehicles	L/R	DOX-2011			
E 430 4-matic	Petrol	205	M 113.940	05/99-03/03			L/R	DOX-1105	DOX-1100	DOX-0117	DOX-0117
E 430 4-matic	Petrol	205	M 113.940	05/99-03/03			L/R	DOX-2011	DOX-2007	DOX-0150	DOX-0150
E 430 4-matic	Petrol	205	M 113.940	06/00-03/03		For left-hand drive vehicles	L/R	DOX-2007			
E 430 4-matic	Petrol	205	M 113.940	06/00-03/03		For right-hand drive vehicles	L/R	DOX-2011			
E 50 AMG	Petrol	255	M 119.985 (AMG 5.0)	02/96-08/97			L/R	DOX-1105		DOX-0117	
E 55 AMG	Petrol	260	M 113.980	08/97-03/03			L/R	DOX-1105	DOX-2007	DOX-0117	DOX-0150
E 55 AMG	Petrol	260	M 113.980	08/97-03/03			L/R	DOX-2011		DOX-0150	
E 55 AMG	Petrol	260	M 113.980	06/00-03/03		For left-hand drive vehicles	L/R	DOX-2007			
E 55 AMG	Petrol	260	M 113.980	06/00-03/03	ATM	For right-hand drive vehicles	L/R	DOX-2011			


			KW					L/R	Direct Fit		Universal	
									Before	After	Before	After
<b>MERCEDES-BENZ continued</b>												
<b>E-CLASS (211) (02-09)</b>												
E 200 Kompressor	Petrol	120/135	M 271.941;M 271.956	11/02-07/09						DOX-2011		DOX-0150
E 200 NGT	Petrol/ Compressed Natural Gas (CNG)	120	M 271.941	03/04-12/08						DOX-2011		DOX-0150
E 230	Petrol	150	M 272.922	05/07-07/09				L/R		DOX-2044		DOX-0150
E 240	Petrol	130	112913;M 112.913	03/02-07/09				L/R	DOX-2007	DOX-2026	DOX-0150	DOX-0150
E 240 4-matic	Petrol	130	M 112.917	03/03-07/09	ATM			L/R	DOX-2011	DOX-2026	DOX-0150	DOX-0150
E 280	Petrol	170	M 272.943	03/05-07/09				L/R		DOX-2044		DOX-0150
E 280 4-matic	Petrol	170	M 272.943;M 272.944	03/05-07/09				L/R		DOX-2044		DOX-0150
E 280 4-matic	Petrol	170	M 272.943;M 272.944	01/06-12/08	ATM			L/R		DOX-2007		DOX-0150
E 320	Petrol	165	M 112.949	03/02-07/09				L/R	DOX-2007	DOX-2026	DOX-0150	DOX-0150
E 320 4-matic	Petrol	165	M 112.954	03/03-07/09	ATM			L/R	DOX-2011	DOX-2026	DOX-0150	DOX-0150
E 350	Petrol	200	M 272.964	03/05-07/09				L/R		DOX-2044		DOX-0150
E 350 4-matic	Petrol	200	M 272.972	03/05-07/09	ATM			L/R		DOX-2007		DOX-0150
E 350 CGI	Petrol	215	M 272.985	05/06-07/09	ATM			L/R		DOX-2044		DOX-0150
E 500	Petrol	225	M 113.967	03/02-07/09				L/R	DOX-2007	DOX-2026	DOX-0150	DOX-0150
E 500	Petrol	285	M 273.960	04/06-07/09	ATM			L/R		DOX-2044		DOX-0150
E 500 4-matic	Petrol	225	M 113.969	10/03-12/08	ATM			L/R	DOX-2011	DOX-2026	DOX-0150	DOX-0150
E 500 4-matic	Petrol	285	M 273.962	04/06-07/09	ATM			L/R		DOX-2007		DOX-0150
E 55 AMG Kompressor	Petrol	350	M 113.990	10/02-07/09				L/R	DOX-2007	DOX-2026	DOX-0150	DOX-0150
E 63 AMG	Petrol	378	M 156.983	03/06-07/09				L/R		DOX-2024		DOX-0150
<b>E-CLASS Coupe / Convertible (124) (93-98)</b>												
E 200	Petrol	100	M 111.940	06/93-03/98							DOX-0120	
E 220	Petrol	110	M 111.960	06/93-03/98							DOX-0120	
<b>G-CLASS (W463) (89-)</b>												
G 320 V6	Petrol	158	M 112.945	07/97-	ATM			L/R	DOX-2007	DOX-2007	DOX-0150	DOX-0150
G 320 V6	Petrol	158	M 112.945	07/97-	ATM			L/R	DOX-2011	DOX-2011		
G 500	Petrol	218	M 113.962	04/98-	ATM			L/R	DOX-2011	DOX-2007	DOX-0150	DOX-0150
G 55 AMG	Petrol	350	M 113.993	06/04-	ATM			L/R	DOX-2007	DOX-2011	DOX-0150	DOX-0150
<b>GL (X164) (06-12)</b>												
GL 450 4-matic	Petrol	250	M 273.923	09/06-08/12	ATM			L/R		DOX-2044		DOX-0150
GL 500 4-matic	Petrol	285	M 273.963	09/06-12/12	ATM			L/R		DOX-2044		DOX-0150
<b>KOMBI (S124) (85-93)</b>												
200 T	Petrol	77/80	M 102.922	09/85-05/90						DOX-1376		DOX-0116
200 TE	Petrol	87/90	M 102.962;M 102.963	09/88-08/92						DOX-1376		DOX-0116
200 TE	Petrol	100	M 111.940	05/86-06/93								DOX-0120
220 TE	Petrol	110	M 111.960	10/92-05/93								DOX-0120
230 TE	Petrol	97/100	M 102.982	09/85-08/92						DOX-1376		DOX-0116
230 TE Cat	Petrol	97	M 102.982	06/89-08/92						DOX-1376		DOX-0116
300 TE	Petrol	132/138	M 103.983	01/86-08/92						DOX-1376		DOX-0116
300 TE 4-matic	Petrol	138	M 103.983	09/86-12/89						DOX-1376		DOX-0116
<b>M-CLASS (W163) (98-05)</b>												
ML 230	Petrol	110	M 111.977	02/98-06/05	M					DOX-1314		DOX-0114
ML 320	Petrol	160	M 112.942	02/98-08/02	ATM			L/R	DOX-1100	DOX-1098	DOX-0117	DOX-0117
ML 320	Petrol	160	M 112.942	02/98-08/02	ATM			L/R	DOX-2007	DOX-2007	DOX-0150	DOX-0150
ML 350	Petrol	173/180	M 112.970	08/02-06/05				L/R	DOX-2007	DOX-2007	DOX-0150	DOX-0150
ML 430	Petrol	200	M 113.942	02/98-06/05	ATM			L/R	DOX-1100	DOX-1098	DOX-0117	DOX-0117
ML 430	Petrol	200	M 113.942	02/98-06/05	ATM			L/R	DOX-2007	DOX-2007	DOX-0150	DOX-0150
ML 500	Petrol	215	M 113.964;M 113.965	09/01-06/05				L/R	DOX-2007	DOX-2007	DOX-0150	DOX-0150
ML 55 AMG	Petrol	255	M 113.981	02/00-06/05				L/R	DOX-1100	DOX-1098	DOX-0117	DOX-0117
<b>M-CLASS (W164) (05-11)</b>												
ML 350 4-matic	Petrol	200	M 272.967	02/05-12/11	ATM			L		DOX-2024		
ML 350 4-matic	Petrol	200	M 272.967	02/05-12/11	ATM			L/R				DOX-0150
ML 350 4-matic	Petrol	200	M 272.967	02/05-12/11	ATM			R		DOX-2044		
ML 500 4-matic	Petrol	225	M 113.964	07/05-12/11	ATM			L/R	DOX-2011	DOX-2026	DOX-0150	DOX-0150
ML 500 4-matic	Petrol	285	M 273.963	12/07-12/11	ATM			L		DOX-2024		
ML 500 4-matic	Petrol	285	M 273.963	12/07-12/11	ATM			L/R				DOX-0150
ML 500 4-matic	Petrol	285	M 273.963	12/07-12/11	ATM			R		DOX-2044		
ML 63 AMG 4-matic	Petrol	375	M 156.980	01/06-12/11	ATM			L/R		DOX-2024		DOX-0150
<b>R-CLASS (251) (06-14)</b>												
R 280	Petrol	170	M 272.945	01/07-12/14				L		DOX-2024		
R 280	Petrol	170	M 272.945	01/07-12/14				L/R				DOX-0150
R 280	Petrol	170	M 272.945	01/07-12/14				R		DOX-2044		



			KW					L/R	Direct Fit		Universal	
									Before	After	Before	After
<b>MERCEDES-BENZ continued</b>												
<b>R-CLASS (251) (06-14) continued</b>												
R 280 4-matic	Petrol	170	M 272.945		05/07-12/11			L		DOX-2024		
R 280 4-matic	Petrol	170	M 272.945		05/07-12/11			L/R				DOX-0150
R 280 4-matic	Petrol	170	M 272.945		05/07-12/11			R		DOX-2044		
R 300	Petrol	170	M 272.945		07/09-12/14			L		DOX-2024		
R 300	Petrol	170	M 272.945		07/09-12/14			L/R				DOX-0150
R 300	Petrol	170	M 272.945		07/09-12/14			R		DOX-2044		
R 350	Petrol	200	M 272.967		01/07-12/12			L		DOX-2024		
R 350	Petrol	200	M 272.967		01/07-12/12			L/R				DOX-0150
R 350	Petrol	200	M 272.967		01/07-12/12			R		DOX-2044		
R 350 4-matic	Petrol	200	M 272.967		08/05-12/12			L		DOX-2024		
R 350 4-matic	Petrol	200	M 272.967		08/05-12/12			L/R				DOX-0150
R 350 4-matic	Petrol	200	M 272.967		08/05-12/12			R		DOX-2044		
R 500 4-matic	Petrol	225	M 113.960;M 113.971		08/05-12/14			L/R	DOX-2011	DOX-2026	DOX-0150	DOX-0150
R 500 4-matic	Petrol	285	M 273.963		05/07-12/14			L		DOX-2024		
R 500 4-matic	Petrol	285	M 273.963		05/07-12/14			L/R				DOX-0150
R 500 4-matic	Petrol	285	M 273.963		05/07-12/14			R		DOX-2044		
R 63 AMG 4-matic	Petrol	375	M 156.980		02/06-12/10			L/R		DOX-2024		DOX-0150
<b>Saloon (W124) (84-93)</b>												
200	Petrol	75/77/80	M 102.922		12/85-09/89					DOX-1376		DOX-0115
200 E	Petrol	87/90	M 102.963		09/88-08/93					DOX-1376		DOX-0115
200 E	Petrol	100	M 111.940		10/92-06/93							DOX-0120
220 E	Petrol	110	M 111.960		10/92-06/93							DOX-0120
230 E	Petrol	97/100	M 102.982		12/84-06/93					DOX-1376		DOX-0116
230 E Cat	Petrol	97	M 102.982		06/89-06/93					DOX-1376		DOX-0116
260 E	Petrol	118/122	M 103.940		09/85-08/92					DOX-1376		DOX-0115
300 E	Petrol	132/138	M 103.980;M 103.983		01/85-08/92					DOX-1376		DOX-0115
300 E 4-matic	Petrol	138	M 103.983		09/86-02/92					DOX-1376		DOX-0115
<b>S-CLASS (W140) (91-98)</b>												
300 SE 2.8	Petrol	145	M 104.944		01/93-10/98		Ch: A328811>			DOX-1100		DOX-0117
300 SE, SEL/S320	Petrol	170	M 104.990;M 104.994		03/91-10/98		Ch: A328811>			DOX-1100		DOX-0117
S 280	Petrol	142	M 104.944		02/93-10/98		Ch: A328811>			DOX-1100		DOX-0117
<b>S-CLASS (W220) (98-05)</b>												
S 280	Petrol	150	M 112.922		10/98-06/00		Ch: >A168239	L/R	DOX-1097	DOX-1100	DOX-0117	DOX-0117
S 280	Petrol	150	M 112.922		06/00-08/05		Ch: A087201>	L/R	DOX-2007	DOX-2007	DOX-0150	DOX-0150
S 320	Petrol	165	M 112.944		10/98-06/00		Ch: >A168239	L/R	DOX-1097	DOX-1100	DOX-0117	DOX-0117
S 320	Petrol	165	M 112.944		06/00-08/05		Ch: A087201>	L/R	DOX-2007	DOX-2007	DOX-0150	DOX-0150
S 350	Petrol	180	M 112.972		09/02-08/05		Ch: A087201>	L/R	DOX-2007	DOX-2007	DOX-0150	DOX-0150
S 350 4-matic	Petrol	180	M 112.975		06/03-08/05		Ch: A087201>	L/R	DOX-2007	DOX-2007	DOX-0150	DOX-0150
S 430	Petrol	205	M 113.941		10/98-06/00		Ch: >A168239	L/R	DOX-1097	DOX-1100	DOX-0117	DOX-0117
S 430	Petrol	205	M 113.941		06/00-08/05		Ch: A087201>	L/R	DOX-2007	DOX-2007	DOX-0150	DOX-0150
S 430 4-matic	Petrol	205	M 113.948		09/02-08/05		Ch: A087201>	L/R	DOX-2007	DOX-2007	DOX-0150	DOX-0150
S 500	Petrol	225	M 113.960;M 113.966		10/98-06/00		Ch: >A168239	L/R	DOX-1097	DOX-1100	DOX-0117	DOX-0117
S 500	Petrol	225	M 113.960;M 113.966		06/00-08/05		Ch: A087201>	L/R	DOX-2007	DOX-2007	DOX-0150	DOX-0150
S 500 4-matic	Petrol	225	M 113.966		09/02-08/05		Ch: A087201>	L/R	DOX-2007	DOX-2007	DOX-0150	DOX-0150
S 55 AMG	Petrol	265	M 113.986		04/99-08/05		Ch: A087201>	L/R	DOX-2007	DOX-2007	DOX-0150	DOX-0150
S 55 AMG Kompressor	Petrol	368	M 113.991		06/02-08/05		Ch: A087201>	L/R	DOX-2007	DOX-2007	DOX-0150	DOX-0150
S 600	Petrol	270	M 137.970		01/00-08/05		Ch: A087201>	L/R	DOX-2007	DOX-2007	DOX-0150	DOX-0150
S 600	Petrol	368	M 275.950		09/02-09/04	ATM		L/R	DOX-2007	DOX-2007	DOX-0150	DOX-0150
S 63 AMG	Petrol	326	M 137.980		09/01-08/05			L/R	DOX-2007	DOX-2007	DOX-0150	DOX-0150
S 65 AMG	Petrol	450	M 275.980		03/04-08/05			L/R	DOX-2007	DOX-2007	DOX-0150	DOX-0150
<b>S-CLASS (W221) (05-13)</b>												
S 280	Petrol	170	M 272.946		08/06-12/13			L/R		DOX-2024		DOX-0150
S 300	Petrol	170	M 272.946		08/06-12/13			L/R		DOX-2024		DOX-0150
S 350	Petrol	200	M 272.965		10/05-12/13			L/R		DOX-2024		DOX-0150
S 350 4-matic	Petrol	200	M 272.975		02/08-12/13			L/R		DOX-2024		DOX-0150
S 450	Petrol	250	M 273.922		12/05-12/13			L/R		DOX-2024		DOX-0150
S 450 4-matic	Petrol	250	M 273.924		12/05-12/13			L/R		DOX-2024		DOX-0150
S 500	Petrol	285	M 273.961		10/05-12/13			L/R		DOX-2024		DOX-0150
S 500 4-matic	Petrol	285	M 273.961;M 273.968		10/05-12/13			L/R		DOX-2024		DOX-0150
S 600	Petrol	380	M 275.953		12/05-12/13			L/R		DOX-2007		DOX-0150
S 63 AMG	Petrol	386	M 156.984		10/06-12/13			L/R	DOX-2007	DOX-2007	DOX-0150	DOX-0150
S 65 AMG	Petrol	450/463	M 275.982		12/05-12/13			L/R	DOX-2007	DOX-2007	DOX-0150	DOX-0150
<b>S-CLASS Coupe (C140) (92-99)</b>												
SEC/CL 420	Petrol	205	M 119.971;M 119.981		10/94-02/99					DOX-1097		DOX-0117
SEC/CL 600	Petrol	290	M 120.980;M 120.982		09/92-02/99					DOX-1098		DOX-0117

# Lambda Sensors

## Application Tables

			KW					L/R	Direct Fit		Universal	
									Before	After	Before	After
<b>MERCEDES-BENZ continued</b>												
<b>S-CLASS Coupe (C215) (99-06)</b>												
CL 500	Petrol	225	M 113.960					L/R			DOX-0117	DOX-0117
CL 500	Petrol	225	M 113.960					L/R			DOX-0150	DOX-0150
CL 500	Petrol	225	M 113.960					L/R	DOX-1097	DOX-1100		
CL 500	Petrol	225	M 113.960					L/R	DOX-2007	DOX-2007		
CL 500	Petrol	225	M 113.960		ATM			L/R		DOX-2007		
CL 55 AMG	Petrol	265	M 113.986					L/R	DOX-2007	DOX-2007	DOX-0150	DOX-0150
CL 55 AMG Kompressor	Petrol	368	M 113.991					L/R	DOX-2007	DOX-2007	DOX-0150	DOX-0150
CL 600	Petrol	270/368	M 137.970;M 275.950					L/R	DOX-2007	DOX-2007	DOX-0150	DOX-0150
CL 63 AMG	Petrol	326	M 137.980					L/R	DOX-2007	DOX-2007	DOX-0150	DOX-0150
CL 65 AMG	Petrol	450	M 275.980					L/R	DOX-2007	DOX-2007	DOX-0150	DOX-0150
<b>SL (R129) (89-01)</b>												
280	Petrol	142	M 104.943								DOX-0117	
280	Petrol	150	M 112.923								DOX-0117	
320	Petrol	165	M 112.943					L	DOX-1105		DOX-0117	
320	Petrol	165	M 112.943					R	DOX-1097			
320	Petrol	170	M 104.991								DOX-0117	
600	Petrol	290	120983		ATM			L/R	DOX-1098		DOX-0117	
73 AMG	Petrol	386	120983		ATM			L/R	DOX-1098		DOX-0117	
<b>SL (R230) (01-12)</b>												
350	Petrol	180	M 112.973					L/R	DOX-2007	DOX-2039	DOX-0150	DOX-0150
350	Petrol	200	M 272.966		ATM			L/R		DOX-2044		DOX-0150
500	Petrol	225	M 113.963		ATM			L/R	DOX-2007	DOX-2026	DOX-0150	DOX-0150
500	Petrol	285	M 273.965		ATM			L/R		DOX-2044		DOX-0150
55 AMG	Petrol	350/380	M 113.992;M 113.995		ATM			L/R	DOX-2007	DOX-2026	DOX-0150	DOX-0150
600	Petrol	368/380	M 275.951;M 275.954		ATM			L/R	DOX-2007	DOX-2007	DOX-0150	DOX-0150
65 AMG	Petrol	450	M 275.981		ATM			L/R	DOX-2007	DOX-2007	DOX-0150	DOX-0150
<b>SLK (R170) (96-04)</b>												
200	Petrol	100	M 111.946								DOX-0114	
200	Petrol	100	M 111.946						Eng No: >13735	DOX-1093		DOX-0114
200	Petrol	100	M 111.946						Eng No: >6646	DOX-1093		DOX-0114
200	Petrol	100	M 111.946						Eng No: 13736>	DOX-1314		DOX-0114
200	Petrol	100	M 111.946						Eng No: 6647>	DOX-1314		DOX-0114
200 Kompressor	Petrol	141	M 111.943								DOX-0114	
200 Kompressor	Petrol	141	M 111.943						Eng No: >006277	DOX-1093		
200 Kompressor	Petrol	141	M 111.943						Eng No: 006278>	DOX-1314		
200 Kompressor	Petrol	120	M 111.958							DOX-2007	DOX-2007	DOX-0150
230 Kompressor	Petrol	142	M 111.973						Eng No: >13520			DOX-0114
230 Kompressor	Petrol	142	M 111.973						Eng No: >41031			DOX-0114
230 Kompressor	Petrol	142	M 111.973						Eng No: 13521>			DOX-0114
230 Kompressor	Petrol	142	M 111.973						Eng No: 41032>			DOX-0114
230 Kompressor	Petrol	142	M 111.973		ATM				Eng No: >041031	DOX-1093		
230 Kompressor	Petrol	142	M 111.973		ATM				Eng No: 041032>	DOX-1314		
230 Kompressor	Petrol	142	M 111.973		M				Eng No: >013520	DOX-1093		
230 Kompressor	Petrol	142	M 111.973		M				Eng No: 13521>	DOX-1314		
230 Kompressor	Petrol	145	M 111.983							DOX-2007	DOX-2007	DOX-0150
32 AMG Kompressor	Petrol	260	M 112.960					L/R	DOX-2007	DOX-2007	DOX-0150	DOX-0150
320	Petrol	160	M 112.947					L/R	DOX-2007	DOX-2007	DOX-0150	DOX-0150
<b>SLK (R171) (04-11)</b>												
200 Kompressor	Petrol	120/135	M 271.944;M 271.954								DOX-2011	DOX-0150
280	Petrol	170	M 272.942					L/R		DOX-2044		DOX-0150
300	Petrol	170	M 272.942					L/R		DOX-2044		DOX-0150
350	Petrol	200/224	M 272.963;M 272.969					L/R		DOX-2044		DOX-0150
55 AMG	Petrol	265/294	M 113.989					L/R	DOX-2011	DOX-2039	DOX-0150	DOX-0150
<b>SLR (R199) (04-)</b>												
5.4	Petrol	460/478	M 155.980					L/R	DOX-2007	DOX-2026	DOX-0150	DOX-0150
5.4 722 Edition	Petrol	478	M 155.980					L/R	DOX-2007	DOX-2026	DOX-0150	DOX-0150
<b>SPRINTER 2-t (901, 902) (95-06)</b>												
2.3 214	Petrol	105	111979;M 111.979;M 111.984		M					DOX-1183		DOX-0120
<b>SPRINTER 3-t (903) (95-06)</b>												
2.3 314	Petrol	105	111979;M 111.979;M 111.984		M					DOX-1183		DOX-0120







# Lambda Sensors



## Application Tables







			KW					L/R	Direct Fit		Universal	
									Before	After	Before	After
<b>MERCEDES-BENZ continued</b>												
<b>SPRINTER 4-t (904) (96-06)</b>												
2.3 414	Petrol	105	M 111.979;M 111.984	02/95-05/06	M				DOX-1183		DOX-0120	
2.3 414 4x4	Petrol	105	M 111.979;M 111.984	05/97-05/06	M				DOX-1183		DOX-0120	
<b>VANEO (414) (02-05)</b>												
1.6	Petrol	60/75	M 166.961	02/02-07/05					DOX-2007	DOX-2007	DOX-0150	DOX-0150
1.9	Petrol	92	M 166.991	02/02-07/05					DOX-2007	DOX-2007	DOX-0150	DOX-0150
<b>V-CLASS (638/2) (96-03)</b>												
V 200	Petrol	95	111950	02/97-07/03					DOX-1105		DOX-0117	
V 200	Petrol	95	111948	02/97-07/03					DOX-1183		DOX-0120	
V 230	Petrol	105	M 111.978;M 111.980	10/96-07/03	M				DOX-1183		DOX-0120	
V 280	Petrol	128	M 104.900	08/97-07/03	ATM				DOX-1183		DOX-0120	
V 280	Petrol	128	M 104.900	08/97-07/03	M		L/R		DOX-1105		DOX-0117	
<b>VIANO (W639) (03-)</b>												
3.0	Petrol	140	M 112.951	09/03-	ATM		L/R		DOX-2007	DOX-2007	DOX-0150	DOX-0150
3.2	Petrol	160	M 112.951	09/03-	ATM		L/R		DOX-2007	DOX-2007	DOX-0150	DOX-0150
3.7	Petrol	170	M 112.976	06/04-	ATM		L/R			DOX-2024		DOX-0150
<b>VITO (638) (96-03)</b>												
2.0 113	Petrol	95	111950	02/96-07/03					DOX-1105		DOX-0117	
2.0 113	Petrol	95	111948	02/96-07/03					DOX-1183		DOX-0120	
2.3 114	Petrol	105	M 111.978;M 111.980	12/96-07/03					DOX-1183		DOX-0120	
<b>VITO / MIXTO (W639) (03-)</b>												
3.2 119	Petrol	140	M 112.951	09/03-	ATM		L/R		DOX-2007	DOX-2007	DOX-0150	DOX-0150
3.2 122	Petrol	160	M 112.951	09/03-	ATM		L/R		DOX-2007	DOX-2007	DOX-0150	DOX-0150
<b>MG</b>												
<b>MG TF (02-09)</b>												
115	Petrol	85	16 K4F	03/02-12/09					DOX-2017	DOX-2017	DOX-0150	DOX-0150
120	Petrol	88	18 K4F	03/02-12/09					DOX-2017	DOX-2017	DOX-0150	DOX-0150
135	Petrol	100	18 K4F	03/02-12/09					DOX-2017	DOX-2017	DOX-0150	DOX-0150
160	Petrol	118	18 K4K	03/02-12/09					DOX-2017	DOX-2017	DOX-0150	DOX-0150
<b>MG ZR (01-05)</b>												
105	Petrol	76	14 K4F	06/01-04/05					DOX-2017	DOX-2042	DOX-0150	DOX-0150
120	Petrol	86	18 K4F	06/01-04/05					DOX-2017		DOX-0150	
160	Petrol	118	18 K4K	06/01-04/05					DOX-2017		DOX-0150	
<b>MG ZS (01-05)</b>												
1.6	Petrol	79/82	16 K4F	11/01-10/05					DOX-2017	DOX-2042	DOX-0150	DOX-0150
120	Petrol	86	18 K4F	07/01-10/05					DOX-2017	DOX-2042	DOX-0150	DOX-0150
180	Petrol	130	25 K4F	07/01-10/05						DOX-2042		DOX-0150
180	Petrol	130	25 K4F	07/01-10/05			L/R				DOX-0119	
<b>MG ZT (01-05)</b>												
1.8 16V	Petrol	88	18 K4F	01/03-07/05							DOX-0119	
1.8 16V	Petrol	88	18 K4F	01/03-07/05		Ch: 310026>						DOX-0119
1.8 T 16V	Petrol	118	18 K4G	01/03-07/05							DOX-0119	
1.8 T 16V	Petrol	118	18 K4G	01/03-07/05		Ch: 310026>						DOX-0119
160	Petrol	118	25 K4F	06/01-07/05		Ch: 310026>						DOX-0119
160	Petrol	118	25 K4F	06/01-07/05			L/R				DOX-0119	
180	Petrol	130	25 K4F	02/02-10/05		Ch: 310026>						DOX-0119
180	Petrol	130	25 K4F	02/02-10/05			L/R				DOX-0119	
190	Petrol	140	25 K4F	06/01-07/05		Ch: 310026>						DOX-0119
190	Petrol	140	25 K4F	06/01-07/05			L/R				DOX-0119	
<b>MGF (95-02)</b>												
1.6	Petrol	82	16 K4F	02/00-03/02	M	Ch: >522572					DOX-0120	
1.6	Petrol	82	16 K4F	02/00-03/02	M	Ch: 522573>			DOX-2017	DOX-2017	DOX-0150	DOX-0150
1.8 i 16V	Petrol	88	18 K4F	03/95-03/02	M	Ch: >522572					DOX-0120	
1.8 i 16V	Petrol	88	18 K4F	03/95-03/02	M	Ch: 522573>			DOX-2017	DOX-2017	DOX-0150	DOX-0150
1.8 i VVC	Petrol	107/118	18 K4K	03/95-03/02	M	Ch: >522572					DOX-0120	
1.8 i VVC	Petrol	107/118	18 K4K	03/95-03/02	M	Ch: 522573>			DOX-2017	DOX-2017	DOX-0150	DOX-0150
<b>MINI</b>												
<b>MINI (R50, R53) (01-06)</b>												
1.4 One	Petrol	55	W10 B14 A	04/03-09/06							DOX-0121	DOX-0121
1.6 Cooper	Petrol	85	W10 B16 A	06/01-09/06							DOX-0121	DOX-0121
1.6 Cooper S	Petrol	120/125	W11 B16 A	03/02-09/06							DOX-0121	DOX-0121
1.6 JCW	Petrol	160	W11 B16 A	03/06-09/06							DOX-0121	DOX-0121
1.6 One	Petrol	66	W10 B16 A	06/01-09/06							DOX-0121	DOX-0121
1.6 S Works	Petrol	149	W11 B16 A	11/03-06/05							DOX-0121	DOX-0121
1.6 Works	Petrol	155	W11 B16 A	11/03-09/06							DOX-0121	DOX-0121
<b>MINI Convertible (R52) (04-07)</b>												
1.6 Cooper	Petrol	85	W10 B16 A	04/04-11/06							DOX-0121	DOX-0121
1.6 Cooper S	Petrol	120/125	W11 B16 A	07/04-11/06							DOX-0121	DOX-0121





# Lambda Sensors

## Application Tables

			KW					L/R	Direct Fit		Universal	
									Before	After	Before	After
<b>MINI continued</b>												
<b>MINI Convertible (R52) (04-07) continued</b>												
1.6 JCW	Petrol	155	W11 B16 A	07/04-11/06							DOX-0121	DOX-0121
1.6 One	Petrol	66	W10 B16 A	07/04-11/06							DOX-0121	DOX-0121
<b>MITSUBISHI</b>												
<b>3000 GT (89-99)</b>												
3.0 i 24V 4WD	Petrol	210	6G72 (DOHC 24V)	01/90-08/99					DOX-1160	DOX-1161	DOX-0109	DOX-0109
<b>ASX (10-)</b>												
1.6 LPG	Petrol/ Liquified Petrol Gas (LPG)	86	4A92	06/10-					DOX-0576	DOX-0574		
1.6 MIVEC	Petrol	86	4A92	05/10-					DOX-0576	DOX-0574		
1.8	Petrol	102	4B10	02/10-					DOX-0574	DOX-0574	DOX-0113	
1.8	Petrol	102	4B10	02/10-						DOX-0636		
1.8 DI-D	Diesel	110	4N13	06/10-	M						DOX-0113	
1.8 DI-D 4WD	Diesel	110	4N13	06/10-							DOX-0113	
2.0 i	Petrol	110	4B11;4J11	09/12-11/15							DOX-0113	
2.0 i	Petrol	110	4B11 &4J11	07/13-						DOX-0574		
2.0 i	Petrol	110	4B11	06/10-06/13					DOX-0574	DOX-0636		
2.0 i 4WD	Petrol	110	4B11	06/10-11/15					DOX-0574	DOX-0636	DOX-0113	
2.0 i 4WD	Petrol	110	4B11 &4J11	07/13-						DOX-0574		
<b>CARISMA (95-06)</b>												
1.3 16V	Petrol	60	4G13 (16V)	09/00-10/04					DOX-0313		DOX-0113	
1.6	Petrol	66/70/73	4G92 (SOHC 16V)	07/95-01/04					DOX-0313	DOX-0421	DOX-0113	DOX-0109
1.6	Petrol	66/70/73	4G92 (SOHC 16V)	07/95-01/04							DOX-0114	
1.6	Petrol	76	4G92 (SOHC 16V)	12/03-01/04					DOX-0313	DOX-0421	DOX-0113	DOX-0109
1.8	Petrol	85	4G93 (SOHC 16V)	07/95-09/97					DOX-1359		DOX-0114	
1.8 16V GDI	Petrol	92	4G93 (GDI)	09/97-12/03					DOX-0422	DOX-0420	DOX-0113	DOX-0109
1.8 16V GDI	Petrol	92	4G93 (GDI)	09/97-12/03					DOX-1359		DOX-0114	
1.8 GDI	Petrol	90	4G93 (GDI)	10/00-12/03					DOX-0422	DOX-0420	DOX-0113	DOX-0109
1.8 MSX - 16V	Petrol	103	4G93 (DOHC 16V)	07/95-07/97					DOX-1359		DOX-0114	
<b>COLT CZC (06-09)</b>												
1.5	Petrol	80	4A91	05/06-07/09	M				DOX-2057	DOX-2057	DOX-0150	DOX-0150
1.5 Turbo	Petrol	110	4G15T	05/06-07/09	M					DOX-2057		DOX-0150
<b>COLT III (88-92)</b>												
1.3	Petrol	51	4G13 (8V)	04/88-05/92					DOX-1003		DOX-0123	
1.3	Petrol	51	4G13 (8V)	04/88-05/92					DOX-1433		DOX-0125	
1.3 12V	Petrol	55	4G13 (12V)	04/88-05/92					DOX-1003		DOX-0123	
1.3 12V	Petrol	55	4G13 (12V)	04/88-05/92					DOX-1433		DOX-0125	
1.3 GL	Petrol	44	4G13 (8V)	04/88-12/90					DOX-1003		DOX-0123	
1.3 GL	Petrol	44	4G13 (8V)	04/88-12/90					DOX-1433		DOX-0125	
1.5 Cat	Petrol	66	4G15 (12V)	07/90-05/92					DOX-1433		DOX-0123	
1.5 GLXi	Petrol	62	4G15 (8V)	04/88-05/92					DOX-1430		DOX-0123	
1.5 GLXi	Petrol	62	4G15 (8V)	04/88-05/92					DOX-1432		DOX-0125	
1.5 GLXi	Petrol	62	4G15 (8V)	04/88-05/92					DOX-1433			
1.6 GTi 16V	Petrol	91	4G61	04/88-05/90					DOX-1167			
1.6 GTi 16V	Petrol	91	4G61	04/88-05/90	M						DOX-0109	
1.8 GTi 16V Cat	Petrol	100	4G67	06/90-05/92					DOX-1167			
1.8 GTi 16V Cat	Petrol	100	4G67	06/90-05/92	M						DOX-0109	
<b>COLT IV (92-96)</b>												
1.3 GLi 12V	Petrol	55	4G13 (12V)	04/92-04/96					DOX-1060		DOX-0119	
1.6	Petrol	66	4G92 (SOHC 16V)	02/94-04/96					DOX-1163		DOX-0109	
1.6 4WD	Petrol	84	4G92 (SOHC 16V)	08/93-08/95					DOX-1163		DOX-0109	
1.6 GLXi 16V	Petrol	83	4G92 (SOHC 16V)	04/92-04/96					DOX-1163		DOX-0109	
1.8 GTi 16V	Petrol	103	4G93 (DOHC 16V)	04/92-04/96					DOX-1163		DOX-0109	
<b>COLT V (95-03)</b>												
1300	Petrol	60	4G13 (16V)	06/00-09/03					DOX-0313	DOX-0341	DOX-0113	DOX-0109
1300 GL, GLX	Petrol	55	4G13 (12V)	05/96-06/00					DOX-0313	DOX-0344	DOX-0113	DOX-0109
1600	Petrol	76	4G92 (SOHC 16V)	09/00-09/03					DOX-0313	DOX-0341	DOX-0113	DOX-0109
1600 GLX	Petrol	66	4G92 (SOHC 16V)	05/96-09/00					DOX-0313	DOX-0341	DOX-0109	DOX-0109
1600 GLX	Petrol	66	4G92 (SOHC 16V)	05/96-09/00					DOX-1441		DOX-0113	
<b>COLT VI (04-12)</b>												
1.1	Petrol	55	3A91	10/04-09/08	M				DOX-2057	DOX-2057	DOX-0150	DOX-0150
1.3	Petrol	70	4A90	06/04-09/08	M				DOX-2057	DOX-2057	DOX-0150	DOX-0150
1.5	Petrol	80	4A91	06/04-09/08	M				DOX-2057	DOX-2057	DOX-0150	DOX-0150
1.5 CZT	Petrol	110	4G15T	03/05-09/08	M					DOX-2057		DOX-0150

			KW					L/R	Direct Fit		Universal	
									Before	After	Before	After
<b>MITSUBISHI continued</b>												
<b>ECLIPSE Cross (17-)</b>												
1.5	Petrol	110	4B40		10/17-05/18					DOX-0574		DOX-0113
1.5 T-Mivec	Petrol	120	4B40		10/17-05/18					DOX-0574		DOX-0113
1.5 T-Mivec 4WD	Petrol	112/120	4B40		10/17-05/18					DOX-0574		DOX-0113
<b>ECLIPSE I (89-95)</b>												
1.8	Petrol	68	4G37		12/89-03/94					DOX-1432		DOX-0123
2.0 i 16V	Petrol	110	4G63 (DOHC 16V)		04/91-03/94					DOX-1167		DOX-0109
2.0 i 16V 4WD	Petrol	110	4G63 (DOHC 16V)		04/91-03/94					DOX-1167		DOX-0109
<b>ECLIPSE II (94-99)</b>												
2.0 Turbo 4WD	Petrol	157	4G63-T (DOHC 16V)		12/95-04/99					DOX-1163	DOX-1436	DOX-0109 DOX-0109
2000 GS 16V	Petrol	107	4G63 (DOHC 16V)		12/95-04/99					DOX-1167		DOX-0109
2000 GT 16V	Petrol	157	4G63-T (DOHC 16V)		12/95-04/99					DOX-1163	DOX-1436	DOX-0109 DOX-0109
<b>GALANT IV (87-92)</b>												
1.8	Petrol	66	4G37		11/87-10/92					DOX-1003		DOX-0123
1.8	Petrol	66	4G37		11/87-10/92					DOX-1432		DOX-0125
1.8	Petrol	63	4G37		11/87-08/90					DOX-1003		DOX-0125
2.0	Petrol	80	4G63 (SOHC 8V)		11/87-10/92					DOX-1431		DOX-0123
2.0	Petrol	80	4G63 (SOHC 8V)		11/87-10/92					DOX-1432		DOX-0125
2.0 4WD	Petrol	80	4G63 (SOHC 8V)		12/88-10/92					DOX-1431		DOX-0123
2.0 4WD	Petrol	80	4G63 (SOHC 8V)		12/88-10/92					DOX-1432		DOX-0125
2.0 GTi 16V	Petrol	107	4G63 (DOHC 16V)	M	11/87-05/91					DOX-1167		DOX-0109
2.0 GTi 16V 4WD	Petrol	106	4G63 (DOHC 16V)	M	06/88-05/91					DOX-1167		DOX-0109
<b>GALANT V (92-96)</b>												
1.8	Petrol	85	4G93 (SOHC 16V)		02/94-08/96					DOX-1163		DOX-0109
1.8 GLSI	Petrol	93	4G93 (SOHC 16V)		11/92-08/96					DOX-1163		DOX-0109
2.0 GLSI	Petrol	101	4G63 (SOHC 16V)		11/92-08/96					DOX-1163		DOX-0109
2.0 GLSI 4WD	Petrol	101	4G63 (SOHC 16V)		11/92-08/96					DOX-1438		DOX-0109
2.0 V6-24	Petrol	110	6A12		11/92-08/96					DOX-1436		DOX-0109
2.5	Petrol	125	6G73		11/92-09/96					DOX-1438		DOX-0109
2.5 V6-24 4WD	Petrol	125	6G73		11/92-08/96					DOX-1438		DOX-0109
<b>GALANT VI (96-04)</b>												
2.0	Petrol	100	4G63 (SOHC 16V)		09/96-09/00					DOX-0340	DOX-0312	DOX-0109 DOX-0109
2.0	Petrol	100	4G63 (SOHC 16V)		09/96-09/00					DOX-1438	DOX-0345	DOX-0113
2.0	Petrol	98	4G63 (SOHC 16V)		09/00-05/03					DOX-0340	DOX-0345	DOX-0113 DOX-0109
2.4 GDI	Petrol	110	4G64 (GDI)		02/99-10/03					DOX-0346	DOX-0312	DOX-0109 DOX-0109
2.4 GDI	Petrol	110	4G64 (GDI)		02/99-10/03					DOX-1436	DOX-0345	DOX-0113
2.4 GDI	Petrol	106	4G64 (GDI)		09/00-10/04					DOX-0346	DOX-0345	DOX-0113 DOX-0109
2.5 V6 24V	Petrol	120	6A13		09/96-02/00					DOX-1438	DOX-0312	DOX-0109 DOX-0109
2.5 V6 24V	Petrol	118	6A13		09/00-05/03			L			DOX-0342	
2.5 V6 24V	Petrol	118	6A13		09/00-05/03			L/R				DOX-0109
2.5 V6 24V	Petrol	118	6A13		09/00-05/03			R	DOX-0313	DOX-0341	DOX-0113	
<b>GRANDIS (04-11)</b>												
2.4	Petrol	130	4G69		04/04-12/11			L	DOX-0335			
2.4	Petrol	130	4G69		04/04-12/11			L/R		DOX-1440	DOX-0113	DOX-0109
2.4	Petrol	130	4G69		04/04-12/11			R	DOX-0349			
2.4 MIVEC	Petrol	121	4G69		04/04-12/11			L	DOX-0335			
2.4 MIVEC	Petrol	121	4G69		04/04-12/11			L/R		DOX-1440	DOX-0113	DOX-0109
2.4 MIVEC	Petrol	121	4G69		04/04-12/11			R	DOX-0349			
<b>L 200 (86-96)</b>												
2.6 4WD	Petrol	76	G54B		11/89-05/95	M						DOX-0125
<b>L 200 (96-07)</b>												
2.0	Petrol	90	4G63 (SOHC 16V)		06/96-12/07					DOX-1441		DOX-0119
2.4 4WD	Petrol	97	4G64 (16V)		06/96-12/07					DOX-0313	DOX-0344	DOX-0109 DOX-0109
2.4 4WD	Petrol	97	4G64 (16V)		06/96-12/07					DOX-1161		DOX-0113
<b>L 300 (86-06)</b>												
2.0	Petrol	66	4G63 (SOHC 8V);G63B		11/86-05/04	M				DOX-1430		DOX-0109
2.0	Petrol	66	4G63 (SOHC 8V);G63B		11/86-05/04	M				DOX-1440		DOX-0125
2.0	Petrol	78/82/85	4G63 (SOHC 16V); 4G63 (SOHC 8V)		06/94-05/02	M				DOX-1440		DOX-0109
2.0 4WD	Petrol	65	4G63 (SOHC 8V)		11/86-05/04	M				DOX-1430		DOX-0109
2.0 4WD	Petrol	65	4G63 (SOHC 8V)		11/86-05/04	M				DOX-1440		DOX-0125
2.0 4WD	Petrol	63	4G63 (SOHC 8V)		08/88-05/94	M				DOX-1430		DOX-0125
2.0 GLS	Petrol	78	4G63 (SOHC 16V)		06/94-05/96	M				DOX-1440		DOX-0109
2.0 i	Petrol	83	4G63 (SOHC 16V)		06/94-10/98	M				DOX-1440		DOX-0109
2.4	Petrol	82	4G64 (8V);G64B		11/86-08/97					DOX-1003		DOX-0125
2.4 4WD	Petrol	82	4G64 (8V)		08/86-05/04					DOX-1003		DOX-0125
<b>L 400 / SPACE GEAR (95-05)</b>												
2.0	Petrol	83/85	4G63 (SOHC 16V)		12/94-10/02	M				DOX-1441		DOX-0119

			KW					L/R	Direct Fit		Universal	
									Before	After	Before	After
<b>MITSUBISHI continued</b>												
<b>L 400 / SPACE GEAR (95-05) continued</b>												
2.0 16V	Petrol	85	4G63 (SOHC 16V)	05/95-05/00	M				DOX-1441		DOX-0119	
2.4	Petrol	94/97	4G64 (16V)	05/95-02/06	M				DOX-1441		DOX-0119	
2.4 4WD	Petrol	94	4G64 (16V)	09/96-06/05	M				DOX-1441		DOX-0119	
2.4 i 4WD	Petrol	97	4G64 (16V)	05/95-05/00	M				DOX-1441		DOX-0119	
<b>LANCER Evo I (92-93)</b>												
2.0 EVO I	Petrol	184	4G63 Turbo	10/92-12/93	M				DOX-0314		DOX-0109	
<b>LANCER Evo II (94-95)</b>												
2.0 EVO II	Petrol	192	4G63 Turbo	01/94-07/95	M				DOX-0314		DOX-0109	
<b>LANCER Evo III (95-96)</b>												
2.0 EVO III	Petrol	198	4G63 Turbo	08/95-07/96	M				DOX-0314		DOX-0109	
<b>LANCER Evo V (98)</b>												
2.0 EVO V	Petrol	206	4G63 Turbo	01/98-12/98	M				DOX-0314		DOX-0109	
<b>LANCER Evo VI (99-01)</b>												
2.0 EVO VI	Petrol	207	4G63 Turbo	01/99-09/00	M				DOX-0314		DOX-0109	
<b>LANCER Evo X (07-15)</b>												
2.0	Petrol	110	4B11	01/13-					DOX-0574		DOX-0113	
2.0 EVO X	Petrol	206/217/221	4B11-T/C	10/07-12/15					DOX-0574		DOX-0113	
2.0 EVO X - FQ330	Petrol	242	4B11-FQ30	03/08-06/15					DOX-0574		DOX-0113	
2.0 EVO X - FQ360	Petrol	264	4B11-FQ60	03/08-06/15					DOX-0574		DOX-0113	
2.0 EVO X - FQ400	Petrol	301	4B11-T/C	05/09-12/10					DOX-0574		DOX-0113	
2.0 EVO X - FQ440	Petrol	328	4B11-T/C	05/14-06/14					DOX-0574		DOX-0113	
2.0 i 4WD	Petrol	113	4B11	03/07-					DOX-0574		DOX-0113	
<b>LANCER III (83-92)</b>												
1.5 12V	Petrol	66	4G15 (12V)	09/90-12/91					DOX-1433		DOX-0123	
1.8 4WD	Petrol	69	4G37	08/90-06/92					DOX-1432		DOX-0123	
1.8 4WD	Petrol	63	4G37	03/89-12/90					DOX-1003		DOX-0125	
<b>LANCER IV (88-94)</b>												
1.3	Petrol	44/51	4G13 (8V);G13B	06/90-05/92					DOX-1433		DOX-0123	
1.3 12V	Petrol	55	4G13 (12V)	07/90-05/94					DOX-1433		DOX-0123	
1.5	Petrol	62/65	4G15 (12V)	04/88-09/92					DOX-1433		DOX-0123	
1.5 12V	Petrol	66	4G15 (12V)	05/89-05/92					DOX-1433		DOX-0123	
1.5 GLS	Petrol	63	4G15 (12V)	08/89-08/92					DOX-1433		DOX-0123	
1.6 16V	Petrol	83	4G92 (SOHC 16V)	06/92-05/94					DOX-1163		DOX-0109	
1.6 4WD	Petrol	84	4G92 (SOHC 16V)	06/92-11/93					DOX-1163		DOX-0109	
1.8 4WD	Petrol	71	4G37	09/89-06/92					DOX-1003		DOX-0125	
1.8 GTi 16V	Petrol	100	4G67	11/89-05/92					DOX-1003		DOX-0109	
1.8 GTi 16V	Petrol	103	4G93 (DOHC 16V)	06/92-12/93					DOX-1163		DOX-0109	
<b>LANCER V (91-03)</b>												
1.3	Petrol	55	4G13 (12V)	06/92-12/96					DOX-1060		DOX-0119	
1.6	Petrol	66	4G92 (SOHC 16V)	02/94-12/96					DOX-1163		DOX-0109	
1.6 16V	Petrol	83	4G92 (SOHC 16V)	06/92-10/03					DOX-1163	DOX-0312	DOX-0109	DOX-0109
1.6 16V 4WD	Petrol	83	4G92 (SOHC 16V)	06/92-10/03					DOX-1163	DOX-0312	DOX-0109	DOX-0109
1.8 16V	Petrol	103	4G93 (DOHC 16V)	06/92-12/93					DOX-1163		DOX-0109	
<b>LANCER VI (95-03)</b>												
1.6 16V	Petrol	66	4G92 (SOHC 16V)	12/97-06/01	M				DOX-1441		DOX-0109	
<b>LANCER VII (03-13)</b>												
2.0	Petrol	99	4G63 (DOHC 16V)	01/04-12/13					DOX-0422	DOX-1437	DOX-0113	DOX-0109
<b>LANCER VIII (07-)</b>												
1.5	Petrol	80	4A91	06/08-							DOX-0150	DOX-0150
1.5 BiFuel	Petrol/ Liquified Petroleum Gas (LPG)	80	4A91	02/10-							DOX-0150	DOX-0150
1.6 MIVEC	Petrol	86	4A92	05/10-					DOX-0576	DOX-0574		
1.8	Petrol	103	4B10	05/10-08/17					DOX-0574		DOX-0113	
1.8	Petrol	105	4B10	02/08-08/17					DOX-0574	DOX-0636	DOX-0113	
1.8 BiFuel	Petrol/ Liquified Petroleum Gas (LPG)	105	4B10	01/10-08/17					DOX-0574		DOX-0113	
1.8 Flex	Petrol/ Ethanol	103	4B10	03/09-08/17					DOX-0574		DOX-0113	
1.8 FlexFuel	Petrol/ Ethanol	103/105	4B10	03/09-08/17					DOX-0574		DOX-0113	
1.8 MIVEC	Petrol	103	4B10	03/09-08/17					DOX-0574		DOX-0113	

			KW					L/R	Direct Fit		Universal	
									Before	After	Before	After
<b>MITSUBISHI continued</b>												
<b>LANCER VIII (07-) continued</b>												
2.0	Petrol	108	4B11	01/09-					DOX-0574		DOX-0113	
2.0 i Ralliart 4WD	Petrol	177	4B11-T/C	10/08-					DOX-0574		DOX-0113	
2.0 Ralliart 4WD	Petrol	177	4B11-T/C	10/08-					DOX-0574		DOX-0113	
<b>OUTLANDER I (03-06)</b>												
2.0	Petrol	100	4G63 (DOHC 16V)	05/03-10/06					DOX-0422		DOX-0113	
2.0	Petrol	100	4G63 (DOHC 16V)	05/03-10/06	M					DOX-1439		DOX-0109
2.0 4WD	Petrol	100	4G63 (DOHC 16V)	05/03-10/06					DOX-0422		DOX-0113	
2.0 4WD	Petrol	100	4G63 (DOHC 16V)	05/03-10/06	M					DOX-1439		DOX-0109
2.0 Turbo 4WD	Petrol	148	4G63-T (DOHC 16V)	04/04-10/06					DOX-0315		DOX-0113	
2.4 4WD	Petrol	103/118	4G64 (16V);4G69	05/03-09/07				L	DOX-0335			
2.4 4WD	Petrol	103/118	4G64 (16V);4G69	05/03-09/07				L/R		DOX-0314	DOX-0113	DOX-0109
2.4 4WD	Petrol	103/118	4G64 (16V);4G69	05/03-09/07				R	DOX-0349			
2.4 MIVEC	Petrol	118	4G69	03/01-12/06				L	DOX-0335			
2.4 MIVEC	Petrol	118	4G69	03/01-12/06				L/R		DOX-0314	DOX-0113	DOX-0109
2.4 MIVEC	Petrol	118	4G69	03/01-12/06				R	DOX-0349			
<b>OUTLANDER II (06-12)</b>												
2.0	Petrol	108	4B11	11/06-11/12					DOX-0574	DOX-0636	DOX-0113	
2.0 4WD	Petrol	108	4B11	11/06-11/12					DOX-0574	DOX-0636	DOX-0113	
2.4	Petrol	125	4B12	11/06-11/12							DOX-0113	
2.4 4WD	Petrol	125	4B12	09/07-11/12							DOX-0113	
3.0 4WD	Petrol	162	6B31	11/06-11/12				L		DOX-1160		
3.0 4WD	Petrol	162	6B31	11/06-11/12				L/R			DOX-0113	DOX-0109
3.0 4WD	Petrol	162	6B31	11/06-11/12				R		DOX-1170		
<b>OUTLANDER III (12-)</b>												
2.0	Petrol	107/110/ 112/118	4B11;4J11	08/12-						DOX-0574		DOX-0113
2.0 4WD	Petrol	107/110	4B11;4J11	08/12-						DOX-0574		DOX-0113
2.0 BiFuel	Petrol/ Liquified Petroleum Gas (LPG)	107	4J11	10/12-						DOX-0574		DOX-0113
2.0 BiFuel 4WD	Petrol/ Liquified Petroleum Gas (LPG)	107	4J11	10/12-						DOX-0574		DOX-0113
2.0 Hybrid 4WD	Petrol/ Electric	87/89/ 139	4B11;S61;Y61	12/12-						DOX-0574		DOX-0113
2.4 4WD	Petrol	123/124	4B12;4J12	10/12-						DOX-0574		DOX-0113
3.0 4WD	Petrol	165/169	6B31	03/14-				Front		DOX-1170		
3.0 4WD	Petrol	165/169	6B31	03/14-				Rear		DOX-1160		
3.0 GT 4WD	Petrol	167	6B31	08/12-				Front		DOX-1170		
3.0 GT 4WD	Petrol	167	6B31	08/12-				Rear		DOX-1160		
<b>PAJERO I (82-91)</b>												
3.0 i 4WD	Petrol	105	6G72 (SOHC 12V)	11/88-05/91							DOX-0123	
3.0 V6	Petrol	104	6G72 (SOHC 12V)	11/88-11/90							DOX-0123	
<b>PAJERO II (90-00)</b>												
2.4	Petrol	82	4G64 (12V)	04/91-05/94	M						DOX-0123	
3.0 V6	Petrol	110	6G72 (SOHC 12V)	11/93-05/94					DOX-1441		DOX-0109	
3.0 V6 24V	Petrol	130	6G72 (SOHC 24V)	06/97-10/99							DOX-0109	
3.0 V6 24V	Petrol	130	6G72 (SOHC 24V)	06/97-10/99	ATM				DOX-1160			
3.0 V6 24V	Petrol	130	6G72 (SOHC 24V)	06/97-10/99	M				DOX-1161			
3.0 V6 24V	Petrol	133	6G72 (SOHC 24V)	06/94-04/00							DOX-0109	
3.0 V6 24V	Petrol	133	6G72 (SOHC 24V)	06/94-04/00	ATM				DOX-1160			
3.0 V6 24V	Petrol	133	6G72 (SOHC 24V)	06/94-04/00	M				DOX-1161			
3.0 V6 24V	Petrol	133	6G72 (SOHC 24V)	06/94-04/00	M				DOX-1441			
3.0 V6 4WD	Petrol	110	6G72 (SOHC 12V)	10/93-12/95							DOX-0109	
3.0 V6 4WD	Petrol	110	6G72 (SOHC 12V)	10/93-05/94	ATM				DOX-1441			
3.0 V6 4WD	Petrol	110	6G72 (SOHC 12V)	11/93-12/95	M				DOX-1161			
3.0 V6 4WD	Petrol	110	6G72 (SOHC 12V)	11/93-12/95	M				DOX-1441			
3.5 V6 24V	Petrol	143/153	6G74 (DOHC 24V); 6G74 (SOHC 24V)	06/94-10/99					DOX-1160	DOX-1170	DOX-0109	DOX-0109
<b>PAJERO III (00-07)</b>												
3.5	Petrol	149	6G74 (DOHC 24V)	04/00-01/07					DOX-0335	DOX-0344	DOX-0109	DOX-0109
3.5	Petrol	149	6G74 (DOHC 24V)	04/00-01/07					DOX-0336		DOX-0113	
3.5 V6 GDI	Petrol	149	6G74 (GDI)	04/00-12/06					DOX-0335	DOX-0344	DOX-0109	DOX-0109

			KW					L/R	Direct Fit		Universal	
									Before	After	Before	After
<b>MITSUBISHI continued</b>												
<b>PAJERO III (00-07) continued</b>												
3.5 V6 GDI	Petrol	149	6G74 (GDI)	04/00-12/06					DOX-0336		DOX-0113	
<b>PAJERO IV (06-)</b>												
3.8 V6	Petrol	182/184	6G75	10/06-	ATM		L		DOX-1161			
3.8 V6	Petrol	182/184	6G75	10/06-	ATM		L/R				DOX-0113	DOX-0109
3.8 V6	Petrol	182/184	6G75	10/06-	ATM		R		DOX-1170			
<b>PAJERO Pinin (99-07)</b>												
1.8	Petrol	84	4G93 (SOHC 16V)	11/01-06/07					DOX-0337	DOX-0113	DOX-0109	
1.8 GDI	Petrol	88	4G93 (GDI)	10/99-06/00					DOX-0341		DOX-0109	
2.0 GDI	Petrol	95	4G94 (GDI)	10/00-06/07					DOX-0313	DOX-0337	DOX-0113	DOX-0109
<b>PAJERO Sport I (97-)</b>												
3.0 4WD	Petrol	129	6G72 (SOHC 24V)	06/00-12/01			L	DOX-0343	DOX-0344	DOX-0113		
3.0 4WD	Petrol	129	6G72 (SOHC 24V)	06/00-12/01			L/R					DOX-0109
3.0 4WD	Petrol	129	6G72 (SOHC 24V)	06/00-12/01			R		DOX-0336			
3.0 4WD	Petrol	129	6G72 (SOHC 24V)	09/96-08/99	ATM		L	DOX-1441				
3.0 4WD	Petrol	129	6G72 (SOHC 24V)	09/96-08/99	ATM		L/R				DOX-0109	
3.0 4WD	Petrol	129	6G72 (SOHC 24V)	09/96-05/00	M		L	DOX-1441				
3.0 4WD	Petrol	129	6G72 (SOHC 24V)	09/96-05/00	M		L/R				DOX-0109	
3.0 V6	Petrol	125/130	6G72 (SOHC 24V)	06/00-02/09			L	DOX-0343	DOX-0344	DOX-0113		
3.0 V6	Petrol	125/130	6G72 (SOHC 24V)	06/00-02/09			L/R					DOX-0109
3.0 V6	Petrol	125/130	6G72 (SOHC 24V)	06/00-01/08			R		DOX-0336			
3.0 V6	Petrol	130	6G72 (SOHC 24V)	11/98-08/99	ATM		L	DOX-1441				
3.0 V6	Petrol	130	6G72 (SOHC 24V)	11/98-08/99	ATM		L/R				DOX-0109	
3.0 V6	Petrol	125/130	6G72 (SOHC 24V)	11/98-05/00	M		L	DOX-1441				
3.0 V6	Petrol	125/130	6G72 (SOHC 24V)	11/98-05/00	M		L/R				DOX-0109	
3.0 V6 4WD	Petrol	123	6G72 (SOHC 24V)	03/03-02/09			L	DOX-0343	DOX-0344	DOX-0113		
3.0 V6 4WD	Petrol	123	6G72 (SOHC 24V)	03/03-02/09			L/R					DOX-0109
3.0 V6 4WD	Petrol	123	6G72 (SOHC 24V)	03/03-12/07			R		DOX-0336			
<b>SIGMA (90-96)</b>												
3.0	Petrol	125	6G72 (SOHC 12V)	12/92-10/96					DOX-1438		DOX-0109	
3.0 V6	Petrol	130/151	6G72 (DOHC 24V); 6G72 (SOHC 12V)	12/92-07/96					DOX-1438		DOX-0109	
<b>SPACE RUNNER (91-99)</b>												
1.8	Petrol	90	4G93 (SOHC 16V)	10/91-08/99					DOX-1016		DOX-0109	
1.8	Petrol	90	4G93 (SOHC 16V)	10/91-08/99					DOX-1163		DOX-0123	
1.8	Petrol	85	4G93 (SOHC 16V)	06/96-08/99					DOX-1163		DOX-0109	
1.8 4WD	Petrol	90	4G93 (SOHC 16V)	10/91-08/99					DOX-1016		DOX-0109	
1.8 4WD	Petrol	90	4G93 (SOHC 16V)	10/91-08/99					DOX-1163		DOX-0123	
1.8 4WD	Petrol	85	4G93 (SOHC 16V)	06/96-08/99					DOX-1163		DOX-0109	
<b>SPACE RUNNER (99-02)</b>												
2.0	Petrol	100	4G63 (SOHC 16V)	08/99-08/02					DOX-0311	DOX-0312	DOX-0109	DOX-0109
2.0	Petrol	100	4G63 (SOHC 16V)	08/99-08/02					DOX-0347	DOX-0345	DOX-0113	
2.0	Petrol	98	4G63 (SOHC 16V)	05/00-08/02					DOX-0347	DOX-0345	DOX-0113	DOX-0109
2.4 GDI	Petrol	108/110	4G64 (GDI)	08/99-01/03					DOX-0311	DOX-0312	DOX-0109	DOX-0109
2.4 GDI	Petrol	108/110	4G64 (GDI)	08/99-01/03					DOX-0347	DOX-0345	DOX-0113	
<b>SPACE STAR (98-04)</b>												
1.3 16V	Petrol	60/63	4G13 (16V)	06/98-12/04					DOX-0313	DOX-0421	DOX-0113	DOX-0109
1.3 16V	Petrol	60/63	4G13 (16V)	06/98-12/04								DOX-0114
1.6	Petrol	72	4G92 (SOHC 16V)	12/03-12/04					DOX-0313	DOX-0421	DOX-0113	DOX-0109
1.6 16V	Petrol	72	4G18	12/03-12/04					DOX-0313	DOX-0421	DOX-0113	DOX-0109
1.8 GDI	Petrol	87/90	4G93 (GDI)	10/98-08/02					DOX-0422	DOX-0420	DOX-0113	DOX-0109
1.8 GDI	Petrol	87/90	4G93 (GDI)	10/98-08/02					DOX-1359		DOX-0114	
1.8 GDI	Petrol	87	4G93 (GDI)	10/98-05/00	M				DOX-1359		DOX-0114	
1.8 MPI	Petrol	82	4G93 (DOHC 16V)	12/03-12/04					DOX-0313	DOX-0421	DOX-0113	DOX-0109
<b>SPACE WAGON (83-92)</b>												
2.0 GLX	Petrol	62	G63B	06/86-05/88					DOX-1431		DOX-0125	
2.0 GLXi	Petrol	74	4G63 (SOHC 8V)	06/88-04/91					DOX-1430		DOX-0125	
2.0 GLXi 4WD	Petrol	74	4G63 (SOHC 8V)	06/88-04/91	M				DOX-1430		DOX-0125	
<b>SPACE WAGON (91-98)</b>												
1.8	Petrol	90	4G93 (SOHC 16V)	10/91-05/92					DOX-1016		DOX-0123	
1.8 4WD	Petrol	90	4G93 (SOHC 16V)	10/91-05/92					DOX-1016		DOX-0123	
2.0	Petrol	98	4G63 (SOHC 16V)	10/92-10/98					DOX-1163		DOX-0109	DOX-0109
2.0	Petrol	98	4G63 (SOHC 16V)	10/92-10/98					DOX-1436			
2.0 4WD	Petrol	98	4G63 (SOHC 16V)	10/92-10/98					DOX-1163		DOX-0109	DOX-0109
2.4	Petrol	88	4G64 (16V)	10/91-05/96					DOX-1163		DOX-0109	DOX-0109
2.4	Petrol	88	4G64 (16V)	10/91-05/96					DOX-1433		DOX-0123	
2.4 i	Petrol	102	4G64 (16V)	10/92-05/96					DOX-1163		DOX-0109	DOX-0109















# Lambda Sensors







## Application Tables







		KW				L/R	Direct Fit		Universal	
							Before	After	Before	After
<b>MITSUBISHI continued</b>										
<b>SPACE WAGON (91-98) continued</b>										
2.4 i	Petrol	102	4G64 (16V)	10/92-05/96			DOX-1436			
<b>SPACE WAGON (98-04)</b>										
2.0	Petrol	98	4G63 (SOHC 16V)	10/98-12/04			DOX-0347	DOX-0345	DOX-0113	DOX-0109
2.4 GDI	Petrol	110	4G64 (GDI)	10/98-04/02	ATM		DOX-0347	DOX-0312	DOX-0113	DOX-0109
2.4 GDI	Petrol	108	4G64 (GDI)	09/00-01/04			DOX-0347	DOX-0345	DOX-0113	DOX-0109
2.4 GDI 4WD	Petrol	110	4G64 (GDI)	10/98-01/04			DOX-0311	DOX-0312	DOX-0109	DOX-0109
2.4 GDI 4WD	Petrol	110	4G64 (GDI)	10/98-01/04			DOX-0347	DOX-0345	DOX-0113	
2.4 GDI 4WD	Petrol	108	4G64 (GDI)	09/00-01/04			DOX-0347	DOX-0345	DOX-0113	DOX-0109
<b>NISSAN</b>										
<b>100 NX (90-94)</b>										
1.6	Petrol	66	GA16DS	10/90-10/92			DOX-1008		DOX-0125	
1.6 SR	Petrol	75	GA16DE	09/93-10/94					DOX-0116	
<b>370 Z (09-)</b>										
3.7	Petrol	241/243/248	VQ37HR;VQ37VHR	04/09-		L/R	DOX-0557			
3.7	Petrol	241/243/248	VQ37HR;VQ37VHR	04/09-		L/R	DOX-0615			
3.7 Nismo	Petrol	253	VQ37VHR	06/13-		L/R	DOX-0557			
<b>ALMERA I (95-00)</b>										
1.4	Petrol	64	GA14DE	09/95-03/00					DOX-0116	
1.4 GX,LX	Petrol	55	GA14DE	09/95-01/00					DOX-0116	
1.4 S,GX,LX	Petrol	55	GA14DE	09/95-03/00					DOX-0116	
1.6	Petrol	73/75	GA16DE	07/95-03/00					DOX-0116	
1.6 SLX	Petrol	66	GA16DE	09/95-01/00					DOX-0116	
1.6 SR,SLX	Petrol	66	GA16DE	09/95-03/00					DOX-0116	
<b>ALMERA II (00-06)</b>										
1.5	Petrol	66	QG15DE	03/00-11/06			DOX-1378	DOX-1367	DOX-0115	DOX-0119
1.5	Petrol	66	QG15DE	03/00-11/06			DOX-1379	DOX-1380	DOX-0121	DOX-0120
1.5	Petrol	66	QG15DE	03/00-11/06			DOX-2014		DOX-0150	
1.5	Petrol	72	QG15DE	10/02-09/06			DOX-2014	DOX-1380	DOX-0150	DOX-0119
1.8	Petrol	85	QG18DE	01/00-09/06			DOX-1378	DOX-1367	DOX-0115	DOX-0119
1.8	Petrol	85	QG18DE	01/00-09/06			DOX-1379	DOX-1380	DOX-0121	DOX-0120
1.8	Petrol	85	QG18DE	01/00-09/06			DOX-2014		DOX-0150	
<b>ALMERA TINO (00-06)</b>										
1.8	Petrol	85	QG18DE	08/00-02/06			DOX-1378	DOX-1367	DOX-0115	DOX-0119
1.8	Petrol	85	QG18DE	08/00-02/06			DOX-1379		DOX-0150	DOX-0120
1.8	Petrol	85	QG18DE	08/00-02/06			DOX-2014			
1.8	Petrol	85	QG18DE	06/03-02/06	M			DOX-1380		
<b>BLUEBIRD (83-90)</b>										
2.0	Petrol	75	CA20S	04/86-09/90			DOX-1008		DOX-0125	
2.0 i	Petrol	77/85	CA20E	04/84-12/90			DOX-1008		DOX-0125	
2.0 LX	Petrol	66	CA20S	12/85-02/90			DOX-1008		DOX-0125	
<b>BLUEBIRD (85-92)</b>										
1.8 i 16V	Petrol	95	CA18D	02/89-12/90	M		DOX-1008		DOX-0125	
2.0	Petrol	75	CA20S	12/85-12/87			DOX-1008		DOX-0125	
2.0 i	Petrol	77/85	CA20E;CA20S	12/85-12/90			DOX-1008		DOX-0125	
2.0 i	Petrol	85	CA20E	09/88-09/90	ATM		DOX-1008		DOX-0125	
2.0 LX	Petrol	66	CA20S	12/85-02/90			DOX-1008		DOX-0125	
<b>CUBE (10-)</b>										
1.6 16V	Petrol	81	HR16DE	08/09-			DOX-0630			
<b>JUKE (10-)</b>										
1.2 DIG-T 115	Petrol	85	HRA2DDT	05/14-			DOX-2076		DOX-0150	
1.5 dCi	Diesel	81	K9K 410;K9K 636;K9K 646;K9K 896	05/15-			DOX-0590			
1.6	Petrol	69/86	HR16DE	06/10-			DOX-0559			
1.6 DIG-T 190	Petrol	140	MR16DDT	06/10-			DOX-0568			
1.6 DIG-T 190	Petrol	140	MR16DDT	06/10-			DOX-0572			
1.6 DIG-T 190 4x4	Petrol	140	MR16DDT	06/10-			DOX-0568			
1.6 DIG-T 190 4x4	Petrol	140	MR16DDT	06/10-			DOX-0572			
1.6 DIG-T 200 Nismo	Petrol	147	MR16DDT	03/13-07/14			DOX-0568			
1.6 DIG-T 200 Nismo	Petrol	147	MR16DDT	03/13-07/14			DOX-0572			







			KW					L/R	Direct Fit		Universal	
									Before	After	Before	After
<b>NISSAN continued</b>												
<b>JUKE (10-) continued</b>												
1.6 DIG-T 200 Nismo 4x4	Petrol	147	MR16DDT	02/13-07/14					DOX-0568			
1.6 DIG-T 200 Nismo 4x4	Petrol	147	MR16DDT	02/13-07/14					DOX-0572			
1.6 DIG-T 214 Nismo RS 4x4	Petrol	157	MR16DDT	08/14-					DOX-0568			
1.6 DIG-T 214 Nismo RS 4x4	Petrol	157	MR16DDT	08/14-					DOX-0572			
1.6 DIG-T 218 Nismo RS	Petrol	160	MR16DDT	08/14-					DOX-0568			
1.6 DIG-T 218 Nismo RS	Petrol	160	MR16DDT	08/14-					DOX-0572			
<b>KUBISTAR (03-)</b>												
1.2	Petrol	44	D7F 764	08/03-					DOX-2002		DOX-0150	
1.6 16V	Petrol	70	K4M 752	08/03-10/09					DOX-2002		DOX-0150	
<b>MICRA C+C (05-)</b>												
1.4 16V	Petrol	65	CR14DE	08/05-						DOX-2014		DOX-0150
<b>MICRA I (K10) (82-92)</b>												
1.0	Petrol	37/40	MA10S	12/82-12/89					DOX-1008		DOX-0125	
1.2	Petrol	40/44	MA12S	07/86-07/92					DOX-1008		DOX-0125	
1.2	Petrol	40	MA12S	07/86-07/92	M				DOX-1008			
<b>MICRA II (K11) (92-03)</b>												
1.0 i 16V	Petrol	44	CG10DE	07/00-02/03							DOX-0114	DOX-0114
1.0 i 16V	Petrol	40	CG10DE	08/92-07/00							DOX-0115	
1.3 i 16V	Petrol	55	CG13DE	08/92-09/00							DOX-0115	
1.4 i 16V	Petrol	60	CGA3DE	09/00-02/03							DOX-0114	DOX-0114
<b>MICRA III (K12) (03-10)</b>												
1.0 16V	Petrol	48	CG10DE	01/03-05/05					DOX-2014		DOX-0121	
1.0 16V	Petrol	48	CG10DE	01/03-05/05							DOX-0150	
1.0 16V	Petrol	48	CG10DE	01/03-05/05	M					DOX-1366		
1.2 16V	Petrol	48/59	CG12DE	01/03-05/05					DOX-2014	DOX-1366	DOX-0150	DOX-0120
1.2 16V	Petrol	48/59	CR12DE	05/05-06/10						DOX-2014		DOX-0150
1.4 16V	Petrol	65	CR14DE	05/05-06/10						DOX-2014		DOX-0150
<b>MICRA IV (K13) (10-)</b>												
1.2	Petrol	56/59	HR12DE	05/10-					DOX-0534			
1.2 DIG-S 98	Petrol	72	HR12DDR;HR12DR	03/11-					DOX-0557			
1.2 DIG-S 98	Petrol	72	HR12DDR;HR12DR	03/11-					DOX-0559			
<b>MURANO II (07-14)</b>												
3.5 4x4	Petrol	191	VQ35;VQ35DE	08/10-09/14				Front	DOX-0557			
3.5 4x4	Petrol	191	VQ35;VQ35DE	08/10-09/14				Rear	DOX-0559			
3.5 4x4	Petrol	183/188/195	VQ35DE	08/10-09/14				Front	DOX-0557			
3.5 4x4	Petrol	183/188/195	VQ35DE	11/07-03/12				Front/Rear	DOX-0603			
3.5 4x4	Petrol	183/188/195	VQ35DE	08/10-09/14				Rear	DOX-0559			
3.5 4x4	Petrol	198	VQ35DE	09/08-12/10				Front/Rear	DOX-0603			
<b>MURANO III (14-)</b>												
2.5 HEV 4x4	Petrol/ Electric	172	QR25DER	06/16-					DOX-0559			
3.5 V6	Petrol	183	VQ35DE	06/16-				Left / Right	DOX-0610			
3.5 V6 4x4	Petrol	183/188	VQ35DE	06/16-				Left / Right	DOX-0610			
<b>NAVARA (D23) (14-)</b>												
2.3 dCi	Diesel	120/140	YS23DDT;YS23DDTT	01/15-05/19					DOX-0599			
2.3 dCi 4x4	Diesel	116/120/140	YS23DDT;YS23DDTT	01/15-05/19					DOX-0599			
<b>NAVARA (D40) (05-)</b>												
2.5 dCi	Diesel	140	YD25DDTi	11/11-					DOX-0596			
2.5 dCi	Diesel	140	YD25DDTi	03/10-				On Parti cle Filter	DOX-0556			
2.5 dCi	Diesel	106/120/128	YD25DDTi	07/05-					DOX-0596	DOX-1447		
2.5 dCi	Diesel	106/120/128	YD25DDTi	01/10-				On Parti cle Filter	DOX-0556			

			KW					L/R	Direct Fit		Universal	
									Before	After	Before	After
<b>NISSAN continued</b>												
<b>NAVARA (D40) (05-) continued</b>												
2.5 dCi 4WD	Diesel	106/126/128/140	YD25DDTi	07/05-					DOX-0596	DOX-1447		
2.5 dCi 4WD	Diesel	106/126/128/140	YD25DDTi	01/10-				On Particle Filter	DOX-0556			
<b>NOTE (E11) (06-12)</b>												
1.4	Petrol	65	CR14DE	03/06-06/12						DOX-2014		DOX-0150
<b>NOTE (E12) (13-)</b>												
1.2	Petrol	59	HR12DE	06/13-					DOX-0534			
1.2 DIG-S 98	Petrol	72	HR12DDR;HR12DR	06/13-					DOX-0557			
1.2 LPG	LPG	56	HR12DE	03/15-					DOX-0534			
<b>NV200 (10-)</b>												
1.5 dCi	Diesel	81	K9K 636;K9K 646	07/15-					DOX-0590			
<b>PATHFINDER III (05-)</b>												
2.5 dCi	Diesel	128	YD25DDTi	01/05-					DOX-0596	DOX-1447		
2.5 dCi 4WD	Diesel	120/126/128/140	YD25DDTi	01/05-					DOX-0596	DOX-1447		
4.0 4WD	Petrol	198	VQ40DE	09/05-			L			DOX-2014		DOX-0150
<b>PATHFINDER IV (12-)</b>												
3.5 4WD	Petrol	183	VQ35DE	08/14-			L/R		DOX-0557			
<b>PATROL III (10-)</b>												
5.6	Petrol	298	VK56VD	11/15-			L/R		DOX-0610			
<b>PIXO (09-)</b>												
1.0	Petrol	50	K10 B	03/09-01/12								DOX-0150
<b>PRAIRIE Pro (M11) (88-94)</b>												
2.0 i	Petrol	72	CA20E	10/88-04/92					DOX-1008		DOX-0125	
2.0 i 4x4	Petrol	72	CA20E	10/88-12/92					DOX-1008		DOX-0125	
2.4 i	Petrol	98	KA24E	01/90-07/94					DOX-1008		DOX-0125	
2.4 i 4x4	Petrol	98	KA24E	04/92-07/94	M				DOX-1008		DOX-0125	
<b>PRIMASTAR (01-)</b>												
2.0	Petrol	88	F4R 720;F4R 722	03/01-					DOX-2002		DOX-0150	
<b>PRIMERA (P10) (90-98)</b>												
1.6	Petrol	75	GA16DE	06/93-01/96							DOX-0116	
1.6	Petrol	66/71	GA16DS	06/90-01/96					DOX-1008		DOX-0116	
1.6	Petrol	66/71	GA16DS	06/90-01/96							DOX-0125	
1.6 i	Petrol	75	GA16DE	02/91-03/98							DOX-0116	
1.6 i	Petrol	66	GA16DS	07/90-03/98					DOX-1008		DOX-0116	
1.6 i	Petrol	66	GA16DS	07/90-03/98							DOX-0125	
<b>PRIMERA (P11) (96-02)</b>												
1.6 16V	Petrol	78	QG16DE	09/00-07/02					DOX-1379		DOX-0115	DOX-0120
1.6 16V	Petrol	66/73	GA16DE	09/96-07/02							DOX-0116	
1.8 16V	Petrol	84	QG18DE	08/99-07/02					DOX-1378		DOX-0115	DOX-0120
1.8 16V	Petrol	84	QG18DE	08/99-07/02					DOX-1379			
2.0 16V	Petrol	85/96/110	SR20De;SR20DE	06/96-07/02					DOX-1379		DOX-0115	DOX-0120
2.0 16V	Petrol	85/96/110	SR20De;SR20DE	06/96-07/02							DOX-0116	
2.0 16V	Petrol	103	SR20DE	03/01-07/02					DOX-1379		DOX-0115	DOX-0120
<b>PRIMERA (P12) (02-)</b>												
1.6	Petrol	78	QG16DE	03/02-08/08					DOX-2014	DOX-1380	DOX-0121	DOX-0119
1.6	Petrol	78	QG16DE	03/02-08/08							DOX-0150	
1.6	Petrol	80	QG16DE	01/02-04/06					DOX-2014	DOX-1380	DOX-0150	DOX-0119
1.6 Visia	Petrol	80	QG16DE	01/02-04/06					DOX-2014	DOX-1380	DOX-0150	DOX-0119
1.8	Petrol	85	QG18DE	03/02-10/08					DOX-2014	DOX-1380	DOX-0121	DOX-0119
1.8	Petrol	85	QG18DE	03/02-10/08							DOX-0150	
2.0	Petrol	103	QR20DE	03/02-							DOX-0121	DOX-0119
<b>PULSAR (C13) (12-)</b>												
1.2 DIG-T 115	Petrol	85	HRA2DDT	10/14-					DOX-2076		DOX-0150	
1.2 DIG-T 115	Petrol	85	HRA2DDT	05/15-					DOX-0590			
1.5 dCi	Diesel	81	K9K	05/15-					DOX-0590			
1.6 DIG-T 190	Petrol	140	MR16DDT	02/15-					DOX-0572			
<b>QASHQAI I (+2) (07-13)</b>												
1.6	Petrol	84	HR16DE	08/08-09/10							DOX-0118	DOX-0118

			KW					L/R	Direct Fit		Universal	
									Before	After	Before	After
<b>NISSAN continued</b>												
<b>QASHQAI I (+2) (07-13) continued</b>												
2.0	Petrol	104	MR20DE		09/10-12/13		Euro 5		DOX-0557			
2.0 AWD	Petrol	104	MR20DE		09/10-12/13		Euro 5		DOX-0557			
<b>QASHQAI II (13-)</b>												
1.2 DIG-T 115	Petrol	85	HRA2DDT		11/13-		Not for emission code: Euro 6, Vehicle production country: UK		DOX-2076		DOX-0150	
1.2 DIG-T 115	Petrol	85	HRA2DDT		05/15-		Euro 6, Vehicle production country: UK		DOX-0590			
1.5 dCi	Diesel	81	K9K 636;K9K 646		05/15-		Euro 6, Vehicle production country: UK		DOX-0590			
1.6 DIG-T 163	Petrol	120	MR16DDT		10/14-				DOX-0572			
<b>SUNNY II (86-91)</b>												
1.4 LX	Petrol	55	GA14S		10/90-08/91				DOX-1008		DOX-0125	
1.6 i 12V	Petrol	66	GA16i;GA16S		10/88-10/90				DOX-1008		DOX-0125	
1.6 i 12V 4x4	Petrol	66	GA16i		10/88-08/90				DOX-1008		DOX-0125	
1.8 GTI 16V	Petrol	92	CA18D		01/89-10/90	M			DOX-1008		DOX-0125	
<b>SUNNY III (90-00)</b>												
1.4	Petrol	60	GA14DS		10/90-06/95				DOX-1008		DOX-0125	
1.4 i	Petrol	55	GA14DE		10/92-05/95						DOX-0116	
1.4 i	Petrol	55	GA14DS		10/90-05/95				DOX-1008		DOX-0125	
1.4 i 16V	Petrol	64	GA14DE		10/90-06/95						DOX-0116	
1.6	Petrol	75	GA16DE		07/95-03/00						DOX-0116	
1.6 16V 4x4	Petrol	66	GA16DS		11/90-05/95				DOX-1008		DOX-0125	
1.6 i	Petrol	66	GA16DE		10/92-03/00						DOX-0116	
1.6 i	Petrol	66	GA16DS		10/90-07/95				DOX-1008		DOX-0125	
1.6 i 16V	Petrol	66/75	GA16DE		10/92-03/00						DOX-0116	
1.6 i 16V 4WD	Petrol	66	GA16DS		10/90-05/95				DOX-1008		DOX-0125	
1.6 i 16V 4x4	Petrol	75	GA16DE		10/92-03/00						DOX-0116	
1.6 L	Petrol	75	GA16DE		11/92-04/96						DOX-0116	
<b>TEANA II (08-13)</b>												
2.5	Petrol	134	VQ25DE		06/12-09/13			Front	DOX-0557			
2.5	Petrol	134	VQ25DE		07/08-06/12			Front/Rear	DOX-0603			
2.5	Petrol	134	VQ25DE		06/12-09/13			Rear	DOX-0559			
3.5	Petrol	183	VQ35DE		06/12-09/13			Front	DOX-0557			
3.5	Petrol	183	VQ35DE		07/08-06/12			Front/Rear	DOX-0603			
3.5	Petrol	183	VQ35DE		06/12-09/13			Rear	DOX-0559			
<b>TERRANO I (87-96)</b>												
2.4 i 4WD	Petrol	76	Z24i		10/87-02/93	M			DOX-1008		DOX-0125	
<b>VANETTE (C22) (86-95)</b>												
2.4 i	Petrol	74/77	Z24i		10/86-03/93				DOX-1008		DOX-0125	
<b>X-TRAIL (T30) (01-13)</b>												
2.0	Petrol	103/110	QR20DE		07/01-01/13						DOX-0121	DOX-0119
2.0 4x4	Petrol	103/110	QR20DE		07/01-01/13						DOX-0121	DOX-0119
2.5 4x4	Petrol	121/132	QR25DE		09/02-03/07						DOX-0121	DOX-0119
<b>X-TRAIL (T31) (07-13)</b>												
2.5 4x4	Petrol	124	QR25DE		06/07-07/10				DOX-1447			
<b>X-TRAIL (T32) (13-)</b>												
1.6 DIG-T 163	Petrol	120	MR16DDT		06/15-				DOX-0572			
2.0	Petrol	106	MR20DD		09/14-				DOX-0610			
2.0 4x4	Petrol	106	MR20DD		09/14-				DOX-0610			
<b>OPEL</b>												
<b>ADAM (12-19)</b>												
1.0	Petrol	66	B 10 XFL;D 10 XFL		07/14-11/18						DOX-0150	DOX-0150
1.0 Turbo	Petrol	85	B 10 XFT;D 10 XFT		07/14-11/18						DOX-0150	DOX-0150
1.2	Petrol	51	A 12 XEL;B 12 XEL;D 12 XEL		10/12-02/19				DOX-2081	DOX-2050	DOX-0150	DOX-0150
1.4	Petrol	64/74	A 14 XEL;A 14 XER;B 14 XEL;B 14 XER;D 14 XEL;D 14 XER		10/12-02/19				DOX-2081	DOX-2050	DOX-0150	DOX-0150
1.4 LPG	Petrol/Liquified Petroleum Gas (LPG)	64	A 14 XEL;B 14 XEL;D 14 XEL		07/13-11/18				DOX-2081	DOX-2050	DOX-0150	DOX-0150
1.4 S	Petrol	110	B 14 NEH;D 14 NEH		11/14-01/19					DOX-2050		DOX-0150







			KW					L/R	Direct Fit		Universal	
									Before	After	Before	After
<b>OPEL continued</b>												
<b>AGILA A (00-07)</b>												
1.0	Petrol	44	Z 10 XEP	08/03-12/07						DOX-2050		DOX-0150
1.0	Petrol	44	Z 10 XEP	08/03-12/07			Ch: >5G999999		DOX-2003		DOX-0150	
1.0	Petrol	44	Z 10 XEP	08/03-12/07			Ch: 6G000001>		DOX-2050			
1.0 12V	Petrol	43	Z 10 XE	09/00-12/07					DOX-2003	DOX-2050	DOX-0150	DOX-0150
1.2 16V	Petrol	55	Z 12 XE	09/00-08/04					DOX-2040	DOX-2050		DOX-0150
1.2 16V	Petrol	55	Z 12 XE	09/00-08/04	M						DOX-0150	
1.2 16V Twinport	Petrol	59	Z 12 XEP	07/04-12/07						DOX-2050	DOX-0150	DOX-0150
1.2 16V Twinport	Petrol	59	Z 12 XEP	07/04-12/07			Ch: >6G		DOX-2050			
1.2 16V Twinport	Petrol	59	Z 12 XEP	07/04-12/07			Ch: 6G>		DOX-2003			
<b>AGILA B (08-14)</b>												
1.0	Petrol	48/50	K10B	04/08-07/14						DOX-2070		DOX-0150
1.0 LPG	Petrol/ Liquified Petroleum Gas (LPG)	48	K10B	01/10-06/11						DOX-2070		DOX-0150
1.2	Petrol	63/69	K12B	04/08-10/14						DOX-2070		DOX-0150
1.2 LPG	Petrol/ Liquified Petroleum Gas (LPG)	63	K12B	04/08-10/10			Ch: >AM999999			DOX-2070		DOX-0150
<b>AMPERA (11-15)</b>												
EV150	Petrol/ Electric	111	A 14 XFL	11/11-03/15					DOX-2081		DOX-0150	
<b>ASCONA C (81-88)</b>												
1.6 i Cat	Petrol	55	C 16 LZ;C 16 NZ	09/86-08/88					DOX-1000		DOX-0125	
<b>ASTRA F (91-01)</b>												
1.4	Petrol	60	14 SE	09/92-01/98					DOX-1000		DOX-0125	
1.4 i	Petrol	44	C 14 NZ;X 14 NZ	09/91-01/99					DOX-1000		DOX-0125	
1.4 i 16V	Petrol	66	X 14 XE	01/96-03/01					DOX-1000		DOX-0125	
1.4 Si	Petrol	60	C 14 SE	03/92-03/01					DOX-1000		DOX-0125	
1.6	Petrol	55	16 LZ2;16 NZR	09/95-09/98					DOX-1000		DOX-0125	
1.6 i	Petrol	52/55	C 16 NZ;X 16 SZR	09/91-03/01					DOX-1000		DOX-0125	
1.6 i 16V	Petrol	74	X 16 XEL	08/94-09/98					DOX-1000		DOX-0125	
1.6 Si	Petrol	74	C 16 SE	03/92-12/94					DOX-1000		DOX-0125	
1.8 i	Petrol	66	C 18 NZ	09/91-09/98					DOX-1000		DOX-0125	
2.0 GSI 16V	Petrol	110	C 20 XE	09/91-01/98					DOX-1500		DOX-0115	
2.0 i	Petrol	85	C 20 NE	09/91-09/98					DOX-1500		DOX-0115	
2.0 i 16V	Petrol	110	C 20 XE	03/93-01/98					DOX-1500		DOX-0115	
<b>ASTRA F CLASSIC (98-05)</b>												
1.4 i	Petrol	44	X 14 NZ	01/98-12/02	M				DOX-1000		DOX-0125	
1.6 i	Petrol	55	X 16 SZR	01/98-12/02	M				DOX-1000		DOX-0125	
1.6 i 16V	Petrol	74	X 16 XEL	01/98-12/02	M				DOX-1000		DOX-0125	
<b>ASTRA G (98-09)</b>												
1.2 16V	Petrol	48	X 12 XE	02/98-09/00					DOX-1553		DOX-0117	
1.2 16V	Petrol	55	Z 12 XE	09/00-01/05					DOX-2003	DOX-2050	DOX-0150	DOX-0150
1.4	Petrol	66	Z 14 XEP	09/07-12/09						DOX-2050		DOX-0150
1.4	Petrol	66	Z 14 XEP	09/07-12/09			Ch: >5G999999		DOX-2003		DOX-0150	
1.4 16V	Petrol	66	Z14XE	02/98-01/05					DOX-1576		DOX-0114	
1.4 16V	Petrol	66	Z14XE	02/98-01/05			Ch: >1H			DOX-1576		DOX-0114
1.4 16V	Petrol	66	Z14XE	02/98-01/05			Ch: 22000001>			DOX-1575		DOX-0114
1.4 16V	Petrol	66	X14XE	02/98-01/05					DOX-1598		DOX-0114	
1.4 16V	Petrol	66	X14XE	02/98-01/05			Ch: 22000001>			DOX-1575		DOX-0114
1.6	Petrol	62	Z 16 SE	09/00-04/05					DOX-1574		DOX-0114	
1.6	Petrol	62	Z 16 SE	09/00-04/05			Ch: >1H			DOX-1574		DOX-0114
1.6	Petrol	62	Z 16 SE	09/00-04/05			Ch: 22000001>			DOX-1575		DOX-0114
1.6	Petrol	55	X 16 SZR	02/98-09/00					DOX-1000		DOX-0125	
1.6	Petrol	76	Z 16 XEP	11/02-12/09					DOX-2063	DOX-2003	DOX-0150	DOX-0150
1.6 16V	Petrol	74	Z 16 XE	03/00-10/05					DOX-1576		DOX-0114	
1.6 16V	Petrol	74	Z 16 XE	03/00-10/05			Ch: >18999999			DOX-1576		DOX-0114
1.6 16V	Petrol	74	Z 16 XE	03/00-10/05			Ch: 22000001>			DOX-1575		DOX-0114
1.6 16V	Petrol	74	X 16 XEL;X16XEL;Z 16 XE; Z16XE	02/98-01/05			Ch: 22000001>			DOX-1575		DOX-0114
1.6 16V	Petrol	74	X16XEL	02/98-01/05			Ch: >1H		DOX-1598		DOX-0114	
1.6 16V	Petrol	76	Z 16 XEP	03/00-05/05					DOX-2063	DOX-2003	DOX-0150	DOX-0150
1.6 CNG	Petrol/ Compressed Natural Gas (CNG)	71	Z 16 YNG	03/03-07/04					DOX-1576		DOX-0114	DOX-0114

			KW					L/R	Direct Fit		Universal	
									Before	After	Before	After
<b>OPEL continued</b>												
<b>ASTRA G (98-09) continued</b>												
1.6 CNG	Petrol/ Compressed Natural Gas (CNG)	71	Z 16 YNG	03/03-07/04		Ch: >18999999				DOX-1576		
1.6 CNG	Petrol/ Compressed Natural Gas (CNG)	71	Z 16 YNG	03/03-07/04		Ch: 22000001>				DOX-1575		
1.6 LPG	Petrol/ Liquefied Petroleum Gas (LPG)	74	X 16 XEL;Z 16 XE	03/98-01/05					DOX-1576		DOX-0114	
1.6 LPG	Petrol/ Liquefied Petroleum Gas (LPG)	74	X 16 XEL;Z 16 XE	03/98-01/05		Ch: >18999999				DOX-1576		DOX-0114
1.6 LPG	Petrol/ Liquefied Petroleum Gas (LPG)	74	X 16 XEL;Z 16 XE	03/98-01/05		Ch: 22000001>				DOX-1575		DOX-0114
1.8 16V	Petrol	92	Z 18 XE	06/00-10/05					DOX-1569	DOX-1568	DOX-0119	DOX-0119
2.0 16V Turbo	Petrol	141/147	Z 20 LET	09/00-10/05					DOX-2003	DOX-2052	DOX-0150	DOX-0150
2.0 OPC	Petrol	141/147	Z 20 LET	03/02-10/05					DOX-2003	DOX-2052	DOX-0150	DOX-0150
2.2	Petrol	108	Z 22 SE	09/00-03/04						DOX-1617	DOX-0109	DOX-0109
2.2 16V	Petrol	108	Z 22 SE	06/00-10/05						DOX-1617	DOX-0109	DOX-0109
<b>ASTRA H (04-14)</b>												
1.2	Petrol	59	Z 12 XEP	08/05-10/10						DOX-2050	DOX-0150	DOX-0150
1.2	Petrol	59	Z 12 XEP	08/05-10/10		Ch: >5G999999			DOX-2003			
1.2	Petrol	59	Z 12 XEP	08/05-10/10		Ch: 62000001> 6G999999			DOX-2050			
1.2	Petrol	59	Z 12 XEP	08/05-10/10		Ch: 6G999999>			DOX-2003			
1.4	Petrol	55/66	Z 14 XEL;Z 14 XEP	03/04-10/10						DOX-2050	DOX-0150	DOX-0150
1.4	Petrol	55/66	Z 14 XEL;Z 14 XEP	03/04-10/10		Ch: >5G999999			DOX-2003			
1.4	Petrol	55/66	Z 14 XEL;Z 14 XEP	03/04-10/10		Ch: 62000001> 6G999999			DOX-2050			
1.4	Petrol	55/66	Z 14 XEL;Z 14 XEP	03/04-10/10		Ch: 6G999999>			DOX-2003			
1.4 LPG	Petrol/ Liquefied Petroleum Gas (LPG)	66	Z 14 XEP	08/09-10/10						DOX-2050	DOX-0150	DOX-0150
1.4 LPG	Petrol/ Liquefied Petroleum Gas (LPG)	66	Z 14 XEP	08/09-10/10		Ch: >5G999999			DOX-2003			
1.4 LPG	Petrol/ Liquefied Petroleum Gas (LPG)	66	Z 14 XEP	08/09-10/10		Ch: 62000001> 6G999999			DOX-2050			
1.4 LPG	Petrol/ Liquefied Petroleum Gas (LPG)	66	Z 14 XEP	08/09-10/10		Ch: 6G999999>			DOX-2003			
1.6	Petrol	77	Z 16 XE1;Z 16 XEP	03/04-10/10					DOX-2063		DOX-0150	DOX-0150
1.6	Petrol	77	Z 16 XE1;Z 16 XEP	03/04-10/10		Ch: >7G				DOX-2003		
1.6	Petrol	85	A 16 XER;Z 16 XER	12/06-05/14							DOX-0150	
1.6 EcoTec	Petrol	76	Z 16 XEP	02/04-11/04					DOX-2063	DOX-2003	DOX-0150	DOX-0150
1.6 Turbo	Petrol	132	A 16 LET;Z 16 LET	02/07-10/10								DOX-0150
1.7 CDTI	Diesel	81/92	A 17 DTJ;A 17 DTR; Z 17 DTJ;Z 17 DTR	02/07-05/14						DOX-0592		
						for vehicles with soot filter						
1.8	Petrol	92	Z 18 XE	01/04-10/10					DOX-1569	DOX-1568	DOX-0119	DOX-0119







			KW					L/R	Direct Fit		Universal	
									Before	After	Before	After
<b>OPEL continued</b>												
<b>ASTRA H (04-14) continued</b>												
1.8	Petrol	103	A 18 XER;Z 18 XER	08/05-05/14						DOX-1569	DOX-0150	DOX-0119
1.8	Petrol	103	Z 18 XER	01/06-10/10						DOX-1569		DOX-0119
2.0 Turbo	Petrol	125/147/177	Z 20 LEH;Z 20 LEL;Z 20 LER	03/04-10/10					DOX-2003	DOX-2052	DOX-0150	DOX-0150
<b>ASTRA J (09-)</b>												
1.4	Petrol	64/74	A 14 XEL;A 14 XER;B 14 XER	12/09-10/15					DOX-2081	DOX-2050	DOX-0150	DOX-0150
1.4 LPG	Petrol/ Liquified Petrol Gas (LPG)	103	A 14 NET	12/11-					DOX-2081	DOX-2050	DOX-0150	DOX-0150
1.4 Turbo	Petrol	88/103	A 14 NEL;A 14 NET;B 14 NEL;B 14 NET	12/09-					DOX-2081	DOX-2050	DOX-0150	DOX-0150
1.6	Petrol	85	A 16 XER;B 16 XER	12/09-					DOX-2003	DOX-2050	DOX-0150	DOX-0150
1.6	Petrol	132	A 16 LET	10/11-					DOX-2050	DOX-2050	DOX-0150	DOX-0150
1.6 Turbo	Petrol	132	A 16 LET	12/09-					DOX-2050	DOX-2050	DOX-0150	DOX-0150
1.6 Turbo 4x4	Petrol	132	A 16 LET	12/09-10/15					DOX-2050	DOX-2050	DOX-0150	DOX-0150
1.7 CDTI	Diesel	81/92	A 17 DTR;A17DTJ	09/09-10/15						DOX-0504		
1.8	Petrol	103	A 18 XER	10/11-10/15					DOX-2003	DOX-2050	DOX-0150	DOX-0150
<b>ASTRA K (15-)</b>												
1.0 Turbo	Petrol	77	B 10 XFL;D 10 XFL	06/15-							DOX-0150	DOX-0150
1.4	Petrol	74	B 14 XE	06/15-							DOX-0150	DOX-0150
1.4 Turbo	Petrol	92/110	B 14 XFL;B 14 XFT;D 14 XFT	06/15-							DOX-0150	DOX-0150
<b>CALIBRA (90-97)</b>												
2.0 i	Petrol	85	C 20 NE	08/89-12/96						DOX-1500		DOX-0115
2.0 i 16V	Petrol	110	C 20 XE	06/90-02/94						DOX-1500		DOX-0115
2.0 i 16V 4x4	Petrol	110	C 20 XE	06/90-02/94						DOX-1500		DOX-0115
2.0 i 4x4	Petrol	85	C 20 NE	06/90-07/97						DOX-1500		DOX-0115
2.0 i Turbo 4x4	Petrol	150	C 20 LET	08/91-07/97						DOX-1500		
2.0 i Turbo 4x4	Petrol	150	C 20 LET	08/91-07/97	M							DOX-0115
2.5 i V6	Petrol	125	C25XE	04/93-07/97						DOX-1500		DOX-0115
<b>CAMPO (87-01)</b>												
2.3	Petrol	69	4 ZD1	08/91-08/94	M					DOX-1000		DOX-0125
2.3 4x4	Petrol	69	4 ZD1	08/91-08/94	M					DOX-1000		DOX-0125
<b>CASCADA (13-19)</b>												
1.4 Turbo	Petrol	88/103	A 14 NEL;A 14 NET;B 14 NEL;B 14 NET	03/13-04/18						DOX-2050	DOX-0150	DOX-0150
<b>COMBO B (94-01)</b>												
1.4	Petrol	44/60	C 14 SE;C14NZ;X14SZ	07/94-10/01	M					DOX-1000		DOX-0125
1.4 16V	Petrol	66	X 14 XE	08/99-10/01	M					DOX-1000		DOX-0125
<b>COMBO C (01-)</b>												
1.4	Petrol	66	Z 14 XEP	10/04-12/11						DOX-2003	DOX-2050	DOX-0150
1.4	Petrol	66	Z 14 XEP	10/04-12/11			Ch: 63000001>			DOX-2050		
1.4 16V	Petrol	66	Z 14 XEP	08/05-						DOX-2003	DOX-2050	DOX-0150
1.4 16V	Petrol	66	Z 14 XEP	08/05-			Ch: 63000001>			DOX-2050		
1.6	Petrol	64	Z 16 SE	10/01-						DOX-1575	DOX-1575	DOX-0114
1.6 CNG	Petrol/ Compressed Natural Gas (CNG)	69/71	Z 16 YNG	04/05-12/11						DOX-2081		DOX-0150
1.6 CNG 16V	Petrol/ Compressed Natural Gas (CNG)	69/71	Z 16 YNG	04/05-						DOX-2081		DOX-0150
<b>COMBO E (18-)</b>												
1.2	Petrol	33	C 12 NZ;X 12 SZ	07/94-10/01	M					DOX-1000		DOX-0125
<b>CORSA A (82-93)</b>												
1.2 i	Petrol	33	C 12 NZ	07/91-03/93	M					DOX-1000		DOX-0125
1.3	Petrol	44	C13N	09/86-10/87	M					DOX-1000		DOX-0125
1.3 i	Petrol	44	C 13 N	09/86-09/90	M					DOX-1000		DOX-0125
1.4 i	Petrol	44	C 14 NZ	07/91-03/93	M					DOX-1000		DOX-0125
1.4 Si	Petrol	60	C 14 SE	09/91-03/93	M					DOX-1000		DOX-0125
1.6 GSI	Petrol	55/72	C 16 NZ;C 16 SEI	09/89-03/93	M					DOX-1000		DOX-0125
1.6 GSI Cat	Petrol	74	C 16 SE	02/92-03/93	M					DOX-1000		DOX-0125

# Lambda Sensors

## Application Tables







			KW					L/R	Direct Fit		Universal	
									Before	After	Before	After
<b>OPEL continued</b>												
<b>CORSA B (93-02)</b>												
1.0 i 12V	Petrol	40	X 10 XE	11/96-09/00						DOX-1553		DOX-0117
1.2 i	Petrol	33	12 NZ;C 12 NZ;X 12 SZ	03/93-09/00						DOX-1000		DOX-0125
1.2 i 16V	Petrol	48	X 12 XE	03/98-09/00						DOX-1553		DOX-0117
1.4	Petrol	54	C 14 SE	04/93-08/94						DOX-1000		DOX-0125
1.4 i	Petrol	40/44	C 14 NZ;X 14 SZ	03/93-09/00						DOX-1000		DOX-0125
1.4 i 16V	Petrol	66	X 14 XE	09/94-12/02								DOX-0125
1.4 i 16V	Petrol	66	X 14 XE	09/94-12/02					Ch: P4209659>S3	DOX-1504		
1.4 i 16V	Petrol	66	X 14 XE	09/94-12/02					Ch: S4269628>	DOX-1000		
1.4 Si	Petrol	60	C 14 SE	03/93-09/00						DOX-1000		DOX-0125
1.6 GSI 16V	Petrol	80	C 16 XE	03/93-09/00								DOX-0125
1.6 GSI 16V	Petrol	80	C 16 XE	03/93-09/00					Ch: P4209659>S3	DOX-1504		
1.6 GSI 16V	Petrol	80	C 16 XE	03/93-09/00					Ch: S4269628>	DOX-1000		
1.6 i 16V	Petrol	78	X 16 XE	09/94-09/00								DOX-0125
1.6 i 16V	Petrol	78	X 16 XE	09/94-09/00					Ch: P4209659>S3	DOX-1504		
1.6 i 16V	Petrol	78	X 16 XE	09/94-09/00					Ch: S4269628>	DOX-1000		
<b>CORSA C (00-09)</b>												
1.0	Petrol	44	Z 10 XE	09/00-06/03						DOX-2003	DOX-2050	DOX-0150 DOX-0150
1.0	Petrol	44	Z 10 XEP	06/03-12/09							DOX-2050	DOX-0150 DOX-0150
1.0	Petrol	44	Z 10 XEP	06/03-12/09					Ch: >56999999	DOX-2003		
1.0	Petrol	44	Z 10 XEP	06/03-12/09					Ch: 63000001>	DOX-2050		
1.0	Petrol	44	Z 10 XEP	06/03-12/09					Ch: 66999999>	DOX-2003		
1.2	Petrol	55	Z 12 XE	09/00-12/09						DOX-2003	DOX-2050	DOX-0150 DOX-0150
1.2	Petrol	59	Z 12 XEP	07/05-12/09							DOX-2050	DOX-0150 DOX-0150
1.2	Petrol	59	Z 12 XEP	07/05-12/09					Ch: >63000001	DOX-2003		
1.2	Petrol	59	Z 12 XEP	07/05-12/09					Ch: 63000001>	DOX-2050		
1.2 16V	Petrol	55	Z 12 XE	09/00-12/09						DOX-2003	DOX-2050	DOX-0150 DOX-0150
1.2 Twinport	Petrol	59	Z 12 XEP	07/04-12/09							DOX-2050	DOX-0150 DOX-0150
1.2 Twinport	Petrol	59	Z 12 XEP	07/04-12/09					Ch: >63000001	DOX-2003		
1.2 Twinport	Petrol	59	Z 12 XEP	07/04-12/09					Ch: 63000001>	DOX-2050		
1.4	Petrol	66	Z 14 XE	09/00-12/09						DOX-1576		DOX-0114 DOX-0114
1.4	Petrol	66	Z 14 XE	09/00-12/09					Ch: >16999999		DOX-1576	
1.4	Petrol	66	Z 14 XE	09/00-12/09					Ch: 23000001>		DOX-1575	
1.4	Petrol	66	Z 14 XEP	08/03-12/09							DOX-2050	DOX-0150 DOX-0150
1.4	Petrol	66	Z 14 XEP	08/03-12/09					Ch: >63000001	DOX-2003		
1.4	Petrol	66	Z 14 XEP	08/03-12/09					Ch: 63000001>	DOX-2050		
1.4 Twinport	Petrol	66	Z 14 XEP	06/03-12/09							DOX-2050	DOX-0150 DOX-0150
1.4 Twinport	Petrol	66	Z 14 XEP	06/03-12/09					Ch: >63000001	DOX-2003		
1.4 Twinport	Petrol	66	Z 14 XEP	06/03-12/09					Ch: 63000001>	DOX-2050		
1.8	Petrol	92	Z 18 XE	09/00-12/09						DOX-1569	DOX-1568	DOX-0119 DOX-0119
<b>CORSA D (06-14)</b>												
1.0	Petrol	44	Z 10 XEP	07/06-12/10						DOX-2003	DOX-2050	DOX-0150 DOX-0150
1.0	Petrol	44/48	A 10 XEP	08/06-08/14						DOX-2081		DOX-0150 DOX-0150
1.2	Petrol	59	Z 12 XEP	07/06-08/14						DOX-2003	DOX-2050	DOX-0150 DOX-0150
1.2	Petrol	51/63	A 12 XEL;A 12 XER	12/09-08/14						DOX-2081	DOX-2050	DOX-0150 DOX-0150
1.2 LPG	Petrol/ Liquified Petroleum Gas (LPG)	59	Z 12 XEP	08/06-08/14						DOX-2003	DOX-2050	DOX-0150 DOX-0150
1.2 LPG	Petrol/ Liquified Petroleum Gas (LPG)	61/63	A 12 XER	06/11-08/14						DOX-2081	DOX-2050	DOX-0150 DOX-0150
1.4	Petrol	66	Z 14 XEP	07/06-08/14						DOX-2003	DOX-2050	DOX-0150 DOX-0150
1.4	Petrol	64/74	A 14 XEL;A 14 XER	09/09-08/14						DOX-2081	DOX-2050	DOX-0150 DOX-0150
1.4	Petrol	88	A 14 NEL	07/12-08/14							DOX-2050	DOX-0150 DOX-0150
1.4 LPG	Petrol/ Liquified Petroleum Gas (LPG)	66	Z 14 XEP	08/06-12/11						DOX-2003	DOX-2050	DOX-0150 DOX-0150
1.4 LPG	Petrol/ Liquified Petroleum Gas (LPG)	64	A 14 XEL	09/09-08/14						DOX-2081	DOX-2050	DOX-0150 DOX-0150
1.6 Turbo	Petrol	110/141	Z16LEL;Z16LER	11/06-08/14								DOX-0150



			KW					L/R	Direct Fit		Universal	
									Before	After	Before	After
<b>OPEL continued</b>												
<b>CORSA D (06-14) continued</b>												
1.6 Turbo	Petrol	110/141/155	A 16 LEL;A 16 LER; A 16 LES;B 16 LER; Z 16 LEL;Z 16 LER	11/06-08/14					DOX-2050		DOX-0150	
<b>CORSA E (14-)</b>												
1.0	Petrol	66	B 10 XFL;D 10 XFL; F 10 XFL	09/14-							DOX-0150	DOX-0150
1.0 Turbo	Petrol	85	B 10 XFT;D 10 XFT	09/14-							DOX-0150	DOX-0150
1.2	Petrol	51	B 12 XEL	09/14-					DOX-2081	DOX-2050	DOX-0150	DOX-0150
1.4	Petrol	55/66	B 14 XEJ;B 14 XEL; D 14 XEL	09/14-					DOX-2081	DOX-2050	DOX-0150	DOX-0150
1.4 LPG	Petrol/ Liquified Petrol eum Gas (LPG)	64/66	B 14 XEL	03/15-					DOX-2081	DOX-2050	DOX-0150	DOX-0150
1.4 Turbo	Petrol	74/110	B 14 NEH;B 14 NEJ; D 14 NEH;D 14 NEJ	09/14-						DOX-2050		DOX-0150
<b>FRONTERA A (92-98)</b>												
2.0 i	Petrol	85	X20SE	03/92-10/98					DOX-1593		DOX-0115	
2.2 i	Petrol	100	X 22 XE	03/95-10/98					DOX-1593		DOX-0115	
<b>INSIGNIA (A) (08-17)</b>												
1.4	Petrol	103	A 14 NET;B 14 NET	04/11-03/17					DOX-2081	DOX-2050	DOX-0150	DOX-0150
1.4 LPG	Petrol/ Liquified Petrol eum Gas (LPG)	103	A 14 NET;B 14 NET	07/12-03/17					DOX-2081	DOX-2050	DOX-0150	DOX-0150
1.6	Petrol	85	A 16 XER	07/08-03/17					DOX-2003		DOX-0150	
1.6 Turbo	Petrol	132	A 16 LET	07/08-03/17					DOX-2050	DOX-2050	DOX-0150	DOX-0150
1.8	Petrol	103	A 18 XER;B 18 XER	07/08-03/17					DOX-2003		DOX-0150	
<b>INSIGNIA (B) (17-)</b>												
1.5	Petrol	103/121	B 15 SFL;B 15 SFT; D 15 SFL;D 15 SFT	03/17-							DOX-0150	DOX-0150
<b>KADETT E (84-94)</b>												
1.3 i Cat	Petrol	44	C 13 N	09/85-08/91					DOX-1000		DOX-0125	
1.3 N	Petrol	44	13 N;13 NB	09/84-07/89					DOX-1000		DOX-0125	
1.3 N	Petrol	44	13 N	09/84-08/91	M				DOX-1000		DOX-0125	
1.4 i	Petrol	44	C 14 NZ	01/90-07/94					DOX-1000		DOX-0125	
1.6 i	Petrol	55	C 16 NZ;E 16 NZ	09/86-07/94					DOX-1000		DOX-0125	
1.6 i	Petrol	55	E 16 NZ	09/86-08/91	M				DOX-1000		DOX-0125	
1.6 i Cat	Petrol	55	C 16 LZ;C 16 NZ	09/86-02/93					DOX-1000		DOX-0125	
1.8 E	Petrol	74	C 18 NE	10/85-08/86					DOX-1500		DOX-0115	
1.8 i	Petrol	66/74	C 18 NE;C 18 NT;C18NE; C18NT	08/84-09/92					DOX-1500		DOX-0115	
1.8 i	Petrol	66	C18NZ	06/85-08/91					DOX-1000		DOX-0125	
1.8 i	Petrol	66	C18NZ	08/89-05/92	M				DOX-1000		DOX-0125	
2.0	Petrol	110	C 20 XE	09/90-05/92					DOX-1500		DOX-0115	
2.0 GSI 16V Cat	Petrol	110	C 20 XE	03/88-08/91					DOX-1500		DOX-0115	
2.0 GSI Cat	Petrol	85	C 20 NE	09/86-08/91					DOX-1500		DOX-0115	
2.0 i Cat	Petrol	85	20 SER;C 20 NE	10/86-02/93					DOX-1500		DOX-0115	
<b>KARL (15-19)</b>												
1.0	Petrol	55	B 10 XE	01/15-03/18							DOX-0150	DOX-0150
1.0 LPG	Petrol/ Liquified Petrol eum Gas (LPG)	54	B 10 XL	02/15-03/18							DOX-0150	DOX-0150
<b>MERIVA A (03-10)</b>												
1.4 16V Twinport	Petrol	66	Z 14 XEP	07/04-05/10					DOX-2003	DOX-2050	DOX-0150	DOX-0150
1.4 16V Twinport LPG	Petrol/ Liquified Petrol eum Gas (LPG)	66	Z 14 XEP	07/04-05/10					DOX-2003	DOX-2050	DOX-0150	DOX-0150
1.6	Petrol	64	Z 16 SE	05/03-05/10					DOX-1575	DOX-1575	DOX-0114	DOX-0114
1.6	Petrol	77	Z 16 XEP	01/06-05/10					DOX-2063		DOX-0150	
1.6 16V	Petrol	74	Z 16 XE	05/03-01/06					DOX-1576	DOX-1575	DOX-0114	DOX-0114
1.6 Turbo	Petrol	132	Z 16 LET	09/05-05/10								DOX-0150
1.8	Petrol	92	Z 18 XE	05/03-05/10					DOX-1569	DOX-1568	DOX-0119	DOX-0119
<b>MERIVA B (10-17)</b>												
1.4	Petrol	74	A 14 XER;B 14 XER	06/10-03/17					DOX-2081	DOX-2050	DOX-0150	DOX-0150







# Lambda Sensors

## Application Tables

			KW					L/R	Direct Fit		Universal		
									Before	After	Before	After	
<b>OPEL continued</b>													
<b>MERIVA B (10-17) continued</b>													
1.4	Petrol	88/103	A 14 NEL;A 14 NET; B 14 NEL;B 14 NET	06/10-03/17						DOX-2050		DOX-0150	
1.4 LPG	Petrol/ Liquified Petrol Gas (LPG)	88	A 14 NEL;B 14 NEL	06/11-03/17						DOX-2050		DOX-0150	
1.7 CDTI	Diesel	74/81	A 17 DT;A17DTI	06/10-01/17						DOX-0504			
<b>MOKKA (12-)</b>													
1.4	Petrol	103	A 14 NET;B 14 NET; D 14 NET	04/13-						DOX-2081		DOX-0150	
1.4 4x4	Petrol	112	B 14 XFT	06/16-							DOX-0150	DOX-0150	
1.4 4x4	Petrol	103	A 14 NET;B 14 NET; D 14 NET	06/12-						DOX-2081		DOX-0150	
1.4 LPG	Petrol/ Liquified Petrol Gas (LPG)	103	A 14 NET;B 14 NET; D 14 NET	04/13-						DOX-2081		DOX-0150	
1.6	Petrol	85	A 16 XER;B 16 XER; D 16 XER	06/12-						DOX-2003		DOX-0150 DOX-0150	
1.8	Petrol	103	A 18 XER	01/13-						DOX-2003	DOX-2050	DOX-0150 DOX-0150	
1.8 4x4	Petrol	103	A 18 XER	01/13-						DOX-2003	DOX-2050	DOX-0150 DOX-0150	
<b>OMEGA A (86-94)</b>													
2.0	Petrol	73/85	C 20 NEF;C 20 NEJ	09/87-04/94						DOX-1500		DOX-0115	
2.0 i	Petrol	73/85	C 20 NE;C 20 NEJ	09/86-04/94						DOX-1500		DOX-0115	
2.6 i	Petrol	110	C 26 NE	09/90-03/94						DOX-1500		DOX-0115	
3.0	Petrol	115/130	C 30 LE;C 30 NE	03/87-03/94						DOX-1500		DOX-0115	
3.0 24V	Petrol	147/150	C 30 SEJ	09/89-03/94						DOX-1500		DOX-0115	
3.0 24V Omega 3000	Petrol	150	C 30 SE	09/88-04/94						DOX-1500		DOX-0115	
3.0 Cat	Petrol	130	C 30 NE	03/87-03/94						DOX-1500		DOX-0115	
<b>OMEGA B (94-03)</b>													
2.0	Petrol	85	X 20 SE	03/94-09/99						DOX-1593		DOX-0115	
2.2 16V	Petrol	106	Y 22 XE;Z 22 XE	09/99-07/03						DOX-1569		DOX-0119	
2.5 V6	Petrol	125	X 25 XE	03/94-09/00				L/R		DOX-1593		DOX-0115	
2.6 V6	Petrol	132	Y 26 SE	09/00-07/03				L/R				DOX-0150 DOX-0150	
2.6 V6	Petrol	132	Y 26 SE	09/00-07/03	ATM			L/R		DOX-2040	DOX-2003		
2.6 V6	Petrol	132	Y 26 SE	09/00-07/03	M			L/R		DOX-2050			
2.6 V6	Petrol	132	Y 26 SE	09/00-07/03	M	Ch: >21059096		L/R		DOX-2050			
3.0 V6	Petrol	155	X 30 XE	04/94-02/01				L/R		DOX-1593		DOX-0115	
3.2 V6	Petrol	160	Y 32 SE	02/01-07/03				L/R		DOX-2040	DOX-2003	DOX-0150 DOX-0150	
<b>SENATOR B (87-93)</b>													
2.6 i	Petrol	110	C 26 NE	09/90-09/93						DOX-1500		DOX-0115	
3.0	Petrol	115	C 30 LE	09/87-09/93						DOX-1500		DOX-0115	
3.0 24V	Petrol	150	C 30 SE	09/89-09/93						DOX-1500		DOX-0115	
3.0 i Cat	Petrol	130	C 30 NE	01/88-09/93						DOX-1500		DOX-0115	
<b>SIGNUM (03-08)</b>													
1.8	Petrol	90	Z 18 XE	05/03-07/05						DOX-1569	DOX-1568	DOX-0119 DOX-0119	
1.8	Petrol	103	Z 18 XER	09/05-12/08							DOX-1569	DOX-0150 DOX-0119	
2.0 Turbo	Petrol	129	Z 20 NET	05/03-12/08								DOX-0132	
2.2 direct	Petrol	114	Z 22 YH	05/03-09/08								DOX-0150	
3.2 V6	Petrol	155	Z 32 SE	05/03-07/05				L/R		DOX-2050	DOX-2050	DOX-0150 DOX-0150	
<b>SINTRA (96-99)</b>													
2.2 i 16V	Petrol	104	X 22 XE	11/96-04/99						DOX-1500		DOX-0115	
3.0 i 24V	Petrol	148	X 30 XE	11/96-04/99						DOX-1593		DOX-0115	
<b>SPEEDSTER (00-06)</b>													
2.0 Turbo	Petrol	147	Z 20 LET	08/02-08/06						DOX-2003	DOX-2052	DOX-0150 DOX-0150	
2.2	Petrol	108	Z 22 SE	06/00-08/05							DOX-1617	DOX-0109 DOX-0109	
<b>TIGRA (94-00)</b>													
1.4 16V	Petrol	63/66	X 14 XE	07/94-12/00								DOX-0125	
1.4 16V	Petrol	63/66	X 14 XE	07/94-12/00						DOX-1504			
1.4 16V	Petrol	63/66	X 14 XE	07/94-12/00						DOX-1000			
1.6 16V	Petrol	78	X 16 XE	07/94-08/98								DOX-0125	
1.6 16V	Petrol	78	X 16 XE	07/94-08/98						DOX-1504			
1.6 16V	Petrol	78	X 16 XE	07/94-08/98						DOX-1000			
<b>TIGRA TwinTop (04-10)</b>													
1.4	Petrol	66	Z 14 XEP	06/04-12/10							DOX-2050		DOX-0150

KW	Direct Fit	Universal	L/R	Before	After	Before	After				
<b>OPEL continued</b>											
<b>TIGRA TwinTop (04-10) continued</b>											
1.4	Petrol	66	Z 14 XEP	06/04-12/10		Ch: >5E999999		DOX-2003		DOX-0150	
1.4	Petrol	66	Z 14 XEP	06/04-12/10		Ch: 6E000001>		DOX-2050		DOX-0150	
1.8	Petrol	92	Z 18 XE	06/04-12/10				DOX-1569	DOX-1568	DOX-0119	DOX-0119
<b>VECTRA A (88-95)</b>											
1.6 i	Petrol	52/55	16 LZ2;C 16 LZ2;C16NZ; X 16 SZ	09/88-11/95				DOX-1000		DOX-0125	
1.6 i Cat	Petrol	55	C 16 NZ;C 16 NZ2	09/88-11/95				DOX-1000		DOX-0125	
1.8 i Cat	Petrol	66	C 18 NZ	03/90-11/95				DOX-1000		DOX-0125	
2.0 i 16V Cat	Petrol	110	C 20 XE	02/90-11/95				DOX-1500		DOX-0115	
2.0 i Cat	Petrol	85	C 20 NE	09/88-11/95				DOX-1500		DOX-0115	
2.0 i Cat 4x4	Petrol	85	C 20 NE	01/89-11/95				DOX-1500		DOX-0115	
2.0 i Turbo 4x4	Petrol	150	C 20 LET	06/94-11/95				DOX-1500		DOX-0115	
2.5 V6	Petrol	125	C 25 XE	02/93-11/95				DOX-1500		DOX-0115	
2000/GT 16V Cat	Petrol	110	C 20 XE	02/90-11/95				DOX-1500		DOX-0115	
2000/GT 16V Cat 4x4	Petrol	110	C 20 XE	02/90-11/95				DOX-1500		DOX-0115	
<b>VECTRA B (95-03)</b>											
1.6 i	Petrol	55	X 16 SZR	10/95-07/03				DOX-1000		DOX-0125	
1.6 i 16V	Petrol	74	Y16XE, Z16XE	10/95-07/02				DOX-1576	DOX-1576	DOX-0114	DOX-0114
1.6 i 16V	Petrol	74	X16XEL	10/95-07/02				DOX-1000		DOX-0125	
1.6 i 16V	Petrol	74	X16XEL	10/95-07/02		Ch: W1285447>		DOX-1598		DOX-0114	
1.8 i 16V	Petrol	92	Z 18 XE	09/00-07/03				DOX-1569	DOX-1568	DOX-0119	DOX-0119
1.8 i 16V	Petrol	85	Z18XEL	10/95-09/00					DOX-1568		DOX-0119
2.2 i 16V	Petrol	108	Z 22 SE	09/00-07/03						DOX-0109	DOX-0109
2.5	Petrol	144	X 25 XE	10/99-06/00			Front/Rear	DOX-1500		DOX-0115	
2.5 i 500	Petrol	143	X 25 XE	05/98-09/00			Front/Rear	DOX-1500		DOX-0115	
2.5 i V6	Petrol	125	X 25 XE	10/95-09/00			Front/Rear	DOX-1500		DOX-0115	
2.6 i V6	Petrol	125	Y 26 SE	09/00-07/03			Front/Rear	DOX-2003	DOX-2040	DOX-0150	DOX-0150
<b>VECTRA C (02-08)</b>											
1.6	Petrol	74	Z 16 XE	08/05-08/08				DOX-1576	DOX-1575	DOX-0114	DOX-0114
1.6	Petrol	77	Z 16 XEP	08/05-08/08				DOX-2063	DOX-2003	DOX-0150	DOX-0150
1.6 16V	Petrol	74	Z 16 XE	06/04-10/05				DOX-1576	DOX-1575	DOX-0114	DOX-0114
1.8	Petrol	81/90	Z 18 XE;Z 18 XEL	04/02-07/08				DOX-1569	DOX-1568	DOX-0119	DOX-0119
1.8	Petrol	103	Z 18 XER	08/05-08/08					DOX-1569		DOX-0119
1.8 16V	Petrol	81/90	Z 18 XE;Z 18 XEL	04/02-09/08				DOX-1569	DOX-1568	DOX-0119	DOX-0119
2.0 16V Turbo	Petrol	129	Z 20 NET	03/03-08/08							DOX-0132
2.0 Turbo	Petrol	129	Z 20 NET	10/03-08/08							DOX-0132
2.2 16V	Petrol	108	Z 22 SE	04/02-12/08		Ch: >41061675			DOX-1618		DOX-0109
2.2 16V	Petrol	108	Z 22 SE	04/02-12/08		Ch: >48053424			DOX-1618		DOX-0109
2.2 DGi	Petrol	114	Z 22 YH	10/03-08/08							DOX-0150
2.2 direct	Petrol	114	Z 22 YH	10/03-08/08							DOX-0150
3.2 V6	Petrol	155	Z 32 SE	08/02-07/06			L/R	DOX-2050	DOX-2050	DOX-0150	DOX-0150
<b>VIVARO A (01-)</b>											
2.0 16V	Petrol	88	F4R 720	08/01-				DOX-2002	DOX-2002	DOX-0150	DOX-0150
2.0 ECOTEC	Petrol	86	F4R 820	08/06-				DOX-2002	DOX-2002	DOX-0150	DOX-0150
<b>ZAFIRA A (99-05)</b>											
1.6 16V	Petrol	74	X 16 XEL;Z 16 XE	04/99-06/05		Ch: 22000001>			DOX-1575		DOX-0114
1.6 16V	Petrol	74	X16XEL	04/99-06/05		Ch: >1H		DOX-1598		DOX-0114	
1.6 CNG	Petrol/Compressed Natural Gas(CNG)	71	Z 16 YNG	09/01-06/05				DOX-1576		DOX-0114	DOX-0114
1.6 CNG	Petrol/Compressed Natural Gas(CNG)	71	Z 16 YNG	09/01-06/05		Ch: >18999999			DOX-1576		
1.6 CNG	Petrol/Compressed Natural Gas(CNG)	71	Z 16 YNG	09/01-06/05		Ch: 22000001>			DOX-1575		
1.8 16V	Petrol	92	Z 18 XE	09/00-06/05				DOX-1569	DOX-1568	DOX-0119	DOX-0119

			KW					L/R	Direct Fit		Universal		
									Before	After	Before	After	
<b>OPEL continued</b>													
<b>ZAFIRA A (99-05) continued</b>													
2.0 OPC		Petrol	141/147	Z 20 LET;Z20LET		09/01-06/05				DOX-2003	DOX-2052	DOX-0150	DOX-0150
2.2 16V		Petrol	108	Z 22 SE		09/00-06/05					DOX-1617	DOX-0109	DOX-0109
<b>ZAFIRA B (05-14)</b>													
1.6		Petrol	85	A 16 XER;Z 16 XER		01/08-04/15					DOX-1569		DOX-0119
1.6		Petrol	77	Z 16 XE1;Z 16 XEP		07/05-09/12				DOX-2063		DOX-0150	
1.6		Petrol	77	Z 16 XE1;Z 16 XEP		07/05-09/12					DOX-2003		DOX-0150
1.6 CNG		Petrol/ Compressed Natural Gas (CNG)	69	Z 16 YNG		07/05-04/15				DOX-2081		DOX-0150	
1.8		Petrol	103	A 18 XER;Z 18 XER		07/05-04/15					DOX-1569		DOX-0119
2.0		Petrol	147/177	Z 20 LEH;Z 20 LER		07/05-12/10				DOX-2003	DOX-2052	DOX-0150	DOX-0150
2.2		Petrol	110	Z 22 YH		07/05-12/12							DOX-0150
<b>ZAFIRA Tourer C (11-)</b>													
1.4		Petrol	88/103	A 14 NEL;A 14 NET; B 14 NEL;B 14 NET		10/11-				DOX-2081	DOX-2050	DOX-0150	DOX-0150
1.4 LPG		Petrol/ Liquefied Petroleum Gas (LPG)	103	A 14 NET;B 14 NET		10/11-				DOX-2081	DOX-2050	DOX-0150	DOX-0150
1.8		Petrol	85/103	A 18 XEL;A 18 XER		10/11-					DOX-2050		DOX-0150
<b>PEUGEOT</b>													
<b>106 I (91-96)</b>													
1.0		Petrol	33/37	TU9M (CDY)		09/91-04/96	M			DOX-1535		DOX-0120	
1.1		Petrol	44	HDZ (TU1M)		09/91-04/96	M			DOX-1535		DOX-0120	
1.3		Petrol	72	TU2J2		10/93-04/96	M			DOX-1535		DOX-0120	
1.4		Petrol	55/69	KDX (TU3MC);KDY (TU3M); KFZ (TU3J2/Z)		09/91-04/96	M			DOX-1535		DOX-0120	
1.6		Petrol	76	NFY (TU5J2)		01/94-04/96	M			DOX-1535		DOX-0120	
1.6 8V		Petrol	65	NFZ (TU5JP)		06/93-04/96	M			DOX-1535		DOX-0120	
<b>106 II (96-04)</b>													
1.0 i		Petrol	33/37	CDY (TU9M);CDZ (TU9M)		04/96-12/04	M			DOX-1535		DOX-0120	
1.1 i		Petrol	44	TU1M (HDZ)		05/96-07/04				DOX-1535		DOX-0120	
1.1 i		Petrol	40	HDY (TU1M+)		01/97-12/04	M			DOX-1535		DOX-0120	
1.1 i		Petrol	44	TU1JP (HFX)		05/96-07/04	M			DOX-2005	DOX-2005	DOX-0150	DOX-0150
1.4 i		Petrol	55	KFW (TU3JP);KFX (TU3JP)		05/96-07/03	M			DOX-1535		DOX-0104	
1.4 i		Petrol	55	KFW (TU3JP);KFX (TU3JP)		05/96-07/03	M			DOX-1537		DOX-0120	
1.4 i		Petrol	55	KFW (TU3JP);KFX (TU3JP)		05/96-07/04	M	Euro 3		DOX-1534	DOX-1538	DOX-0121	DOX-0119
1.4 i		Petrol	55	KFW (TU3JP);KFX (TU3JP)		05/96-07/04	M	Euro 3		DOX-2001	DOX-2001	DOX-0150	DOX-0150
1.6 8V		Petrol	65	NFZ (TU5JP)		05/96-10/99				DOX-1535		DOX-0120	
1.6 i		Petrol	74	NFW (TU5J2);NFX (TU5J2)		05/96-01/01				DOX-1535		DOX-0120	
1.6 S16		Petrol	87	NFX (TU5J4)		05/96-07/04				DOX-1538		DOX-0119	
1.6 S16		Petrol	87	TU5J4		05/96-10/99				DOX-1535		DOX-0120	
<b>107 (05-14)</b>													
1.0		Petrol	50	CFA (384F);CFB (1KR)		06/05-05/14				DOX-2028	DOX-2066	DOX-0150	DOX-0150
<b>205 I (83-94)</b>													
1.1 CJ		Petrol	44	HDZ (TU1M)		06/90-12/94	M					DOX-0120	
1.4 CJ		Petrol	55	TU3M		05/91-12/94	M					DOX-0120	
1.6 CJ		Petrol	65	BDY (XU5M3Z)		08/92-12/94	M					DOX-0120	
1.9 CTi		Petrol	92	XU9JAZ (DKZ)		08/90-07/92	ATM					DOX-0120	
<b>205 II (87-98)</b>													
1.0		Petrol	33	TU9		08/89-09/98	M					DOX-0120	
1.1		Petrol	44	HDZ (TU1M)		07/89-09/98	M					DOX-0120	
1.4		Petrol	55/58	TU3M		07/88-09/98	M					DOX-0120	
1.6 Aut.		Petrol	65	XU5M (BDY)		05/90-09/98						DOX-0120	
1.9 GTI		Petrol	88	DKZ (XU9JAZ)		06/90-10/94	ATM					DOX-0120	
1.9 GTI		Petrol	88	DKZ (XU9JAZ)		08/89-10/94	M					DOX-0120	
<b>206 (98-)</b>													
1.1		Petrol	40	TU1JP (HFX)		08/98-07/00	M			DOX-1537		DOX-0104	
1.1 i		Petrol	44	HFX (TU1JP)		09/98-10/05						DOX-0104	
1.1 i		Petrol	44	HFX (TU1JP);TU1JP (HFX)		09/98-10/05				DOX-2005	DOX-1538	DOX-0150	DOX-0119
1.1 i		Petrol	44	TU1JP (HFX)		09/98-10/05				DOX-1537			
1.4 16V		Petrol	65	KFU (ET3J4)		10/03-	M			DOX-2001		DOX-0150	
1.4 i		Petrol	55	TU3JP (KFX)		09/98-02/09	M				DOX-1538		DOX-0119

			KW					L/R	Direct Fit		Universal	
									Before	After	Before	After
<b>PEUGEOT continued</b>												
<b>206 (98-) continued</b>												
1.4 i	Petrol	55	TU3JP (KFX)	09/98-02/09	M	Euro 2			DOX-1537		DOX-0104	
1.4 i	Petrol	55	TU3JP (KFX)	09/98-02/09	M	Euro 4 (D4)			DOX-1534		DOX-0121	
1.4 i	Petrol	55	TU3JP (KFW)	09/00-02/09					DOX-1534	DOX-1538	DOX-0121	DOX-0119
1.4 i	Petrol	55	KFW (TU3JP)	07/02-02/09	M				DOX-1534	DOX-1538	DOX-0121	DOX-0119
1.4 i	Petrol	55	TU3JP (K6C)	09/98-02/09	M				DOX-1535		DOX-0120	
1.4 LPG	Petrol/ Liquified Petrol Gas (LPG)	55	KFV (TU3JP)	05/06-09/07							DOX-0132	
1.6 16V	Petrol	80	NFU (TU5JP4)	07/00-					DOX-2005	DOX-2005	DOX-0150	DOX-0150
1.6 8V	Petrol	65	NFZ (TU5JP)	09/98-12/00					DOX-2001		DOX-0150	
2.0 16V	Petrol	100	RFN (EW10J4)	06/99-12/07					DOX-2045	DOX-2009	DOX-0150	DOX-0150
2.0 RC	Petrol	130	RFK (EW10J4S)	07/03-12/07	M				DOX-2045	DOX-2009	DOX-0150	DOX-0150
2.0 S16	Petrol	100	RFR (EW10J4)	04/99-10/00	M				DOX-2001	DOX-2009	DOX-0150	DOX-0150
2.0 S16	Petrol	100	RFR (EW10J4)	04/99-10/00	M				DOX-2045			
<b>206 CC (00-08)</b>												
1.6 16V	Petrol	80	NFU (TU5JP4)	09/00-12/07					DOX-2005	DOX-2005	DOX-0150	DOX-0150
2.0 16V	Petrol	100	RFN (EW10J4)	09/00-12/07					DOX-2045	DOX-2009	DOX-0150	DOX-0150
<b>206+ (09-13)</b>												
1.1	Petrol	44	TU1A (HFx);TU1AE5	01/09-06/13	M					DOX-1538		DOX-0119
1.4 i	Petrol	55	KFT (TU3AE5);KFW (TU3A)	01/09-08/13	M					DOX-1538		DOX-0119
<b>207 (06-15)</b>												
1.4	Petrol	54	KFT (TU3A); KFT (TU3AE5);KFV (TU3A)	02/06-12/15						DOX-1538		DOX-0119
1.4 16V	Petrol	65	KFU (ET3J4)	02/06-10/13					DOX-2001		DOX-0150	
1.6 16V	Petrol	80	NFU (TU5JP4)	02/06-10/13					DOX-2001	DOX-2005	DOX-0150	DOX-0150
1.6 16V Turbo	Petrol	110/115	5FR (EP6DT); 5FV (EP6CDT); 5FX (EP6DT)	02/06-12/13					DOX-2005		DOX-0150	
<b>301 (12-)</b>												
1.6 Vti 115	Petrol	85	NFP (EC5)	11/12-10/17					DOX-2045	DOX-2005	DOX-0150	DOX-0150
<b>306 (93-02)</b>												
1.1	Petrol	44	HDZ (TU1M)	05/93-05/01	M				DOX-1535		DOX-0120	
1.4	Petrol	55	TU3JP (KFX)	03/97-04/02	M				DOX-1535	DOX-2001	DOX-0104	DOX-0150
1.4	Petrol	55	TU3JP (KFX)	03/97-04/02	M				DOX-1537	DOX-2045	DOX-0120	
1.4	Petrol	55	TU3JP (KFX)	03/97-04/02	M				DOX-2001		DOX-0150	
1.4	Petrol	55	TU3JP (KFX)	03/97-04/02	M				DOX-2045			
1.4	Petrol	55	TU3JP (KFW)	05/00-04/02	M				DOX-1534	DOX-1538	DOX-0121	DOX-0119
1.4	Petrol	55	KDX (TU3MC); KFW (TU3JP);KFX (TU3JP)	04/93-02/95	M						DOX-0120	
1.4	Petrol	55	TU3MC (KDX)	04/93-07/01					DOX-1535		DOX-0120	
1.4	Petrol	55	KFW (TU3JP);KFX (TU3JP)	03/97-05/98	M				DOX-1535		DOX-0120	
1.4 SL	Petrol	55	TU3JP (KFX)	07/95-05/01	M				DOX-1535	DOX-2001	DOX-0104	DOX-0150
1.4 SL	Petrol	55	TU3JP (KFX)	07/95-05/01	M				DOX-1537	DOX-2045	DOX-0120	
1.4 SL	Petrol	55	TU3JP (KFX)	07/95-05/01	M				DOX-2001		DOX-0150	
1.4 SL	Petrol	55	TU3JP (KFW)	05/00-05/01	M				DOX-1534	DOX-1538	DOX-0121	DOX-0119
1.4 SL	Petrol	55	TU3MC (KDX)	06/94-02/97	M				DOX-1535		DOX-0120	
1.6	Petrol	72	NFT (TU5JP)	10/00-04/02					DOX-2005	DOX-2005	DOX-0150	DOX-0150
1.6	Petrol	72	NFT (TU5JP)	10/00-04/02					DOX-2045	DOX-2045		
1.6 8V	Petrol	65	NFZ (TU5JP)	05/93-10/00	M				DOX-1535		DOX-0120	
1.6 8V	Petrol	65	NFZ (TU5JP)	05/93-10/00	M				DOX-2001		DOX-0150	
1.6 8V	Petrol	65	TU5JP (NFZ)	07/00-05/01	M				DOX-2001		DOX-0150	
1.8	Petrol	74	L6A (XU7JP);LFZ (XU7JP)	03/94-02/97					DOX-1535		DOX-0120	
1.8	Petrol	74	L6A (XU7JP);LFZ (XU7JP)	05/93-04/02	ATM				DOX-1535		DOX-0120	
1.8	Petrol	74	L6A (XU7JP);LFZ (XU7JP)	05/93-02/97	M				DOX-1535		DOX-0120	
1.8 16V	Petrol	81	LFY (XU7JP4)	03/97-04/02	M				DOX-1537	DOX-2009	DOX-0104	DOX-0150
1.8 16V	Petrol	81	LFY (XU7JP4)	03/97-04/02	M				DOX-2001		DOX-0150	
1.8 16V	Petrol	81	LFY (XU7JP4)	03/97-04/02	M				DOX-2045			
1.8 ST	Petrol	74	LFZ (XU7JP)	06/94-05/01					DOX-1535		DOX-0120	
2.0	Petrol	89/97	RFV (XU10J4R); RFX (XU10J2)	03/94-04/02					DOX-1535		DOX-0120	
2.0	Petrol	89	RFX (XU10J2)	03/94-02/97	M				DOX-1535		DOX-0120	
2.0 16V	Petrol	97	RFV (XU10J4R)	03/97-04/02					DOX-1535		DOX-0120	
2.0 S16	Petrol	110/112	RFT (XU10J4); RFY (XU10J4Z)	09/93-02/97	M				DOX-1535		DOX-0120	
2.0 S16	Petrol	120	RFS (XU10J4RS)	06/96-05/01	M				DOX-1535		DOX-0120	
2.0 S16	Petrol	120	RFS (XU10J4RS)	06/96-05/01	M				DOX-1536			

# Lambda Sensors

## Application Tables

	KW	KW	KW	KW	KW	L/R	Direct Fit		Universal	
							Before	After	Before	After
<b>PEUGEOT continued</b>										
<b>306 (93-02) continued</b>										
2.0 ST	Petrol	89	RFX (XU10J2)	07/94-02/97				DOX-1535		DOX-0120
2.0 ST	Petrol	89	RFX (XU10J2)	07/94-02/97	ATM			DOX-1535		DOX-0120
2.0 XSi	Petrol	89	RFX (XU10J2)	02/95-02/97				DOX-1535		DOX-0120
2.0 XSi	Petrol	89	RFX (XU10J2)	09/93-02/97	ATM					DOX-0120
2.0 XSi	Petrol	89	RFX (XU10J2)	05/93-02/97	M			DOX-1535		DOX-0120
<b>307 (00-12)</b>										
1.4	Petrol	55	KFW (TU3JP)	08/00-09/03	M			DOX-1534	DOX-1538	DOX-0121
1.4 16V	Petrol	65	KFU (ET3J4)	11/03-07/07	M			DOX-2001		DOX-0150
1.6 16V	Petrol	80	NFU (TU5JP4)	08/00-04/12				DOX-2001	DOX-2005	DOX-0150
1.6 16V	Petrol	80	NFU (TU5JP4)	08/00-04/12				DOX-2005		
1.6 BioFlex	Petrol/ Ethanol	80	NFU (TU5JP4)	09/07-04/08				DOX-2001	DOX-2005	DOX-0150
2.0	Petrol	100/105	RFJ (EW10A);RFN (EW10J4)	03/02-12/11				DOX-2045	DOX-2009	DOX-0150
2.0 16V	Petrol	100/130	RFK (EW10J4S); RFN (EW10J4)	08/00-04/09				DOX-2045	DOX-2009	DOX-0150
2.0 16V	Petrol	103	RFJ (EW10A)	12/04-04/09				DOX-2005		DOX-0150
<b>308 CC (07-14)</b>										
1.6 16V	Petrol	110/115	5FV (EP6CDT); 5FX (EP6DT)	06/09-12/14				DOX-2005		DOX-0150
<b>308 I (07-14)</b>										
1.6	Petrol	120		01/12-12/15				DOX-2005		DOX-0150
1.6 16V	Petrol	110	5FX (EP6DT)	09/07-10/14				DOX-2005		DOX-0150
1.6 Bioflex	Petrol/ Ethanol	81	NFU (TU5JP4)	04/08-10/14	M			DOX-2001	DOX-2005	DOX-0150
1.6 THP 16V	Petrol	115	5FV (EP6CDT)	10/09-10/14				DOX-2005		DOX-0150
2.0 Bioflex	Petrol/ Ethanol	103	RFJ (EW10A)	01/08-12/11	M			DOX-2005		DOX-0150
<b>308 II (13-)</b>										
1.6 THP	Petrol	115	5FV (EP6CDT)	09/13-				DOX-2005		DOX-0150
1.6 THP 125	Petrol	92	5FA (EP6CDT)	09/13-				DOX-2005		DOX-0150
1.6 THP 150	Petrol	110	5GX (EP6FDTMD)	03/14-				DOX-2005		DOX-0150
1.6 THP 155	Petrol	115	5FV (EP6CDT)	03/14-				DOX-2005		DOX-0150
1.6 THP 163	Petrol	120	5FM (EP6CDTM)	06/14-				DOX-2005		DOX-0150
<b>309 II (89-93)</b>										
1.1	Petrol	44	HDZ (TU1M)	08/90-12/93						DOX-0120
1.4	Petrol	55	KDY (TU3M);KDZ (TU3M)	07/89-12/93						DOX-0120
1.6	Petrol	65	XU5M	07/89-12/93						DOX-0120
1.9	Petrol	80	DDZ (XU9M)	10/90-12/93						DOX-0120
1.9 GTI	Petrol	88	DKZ (XU9JAZ)	07/89-12/93						DOX-0120
1.9 GTI 16V	Petrol	108	DFW (XU9J4Z)	10/90-12/93						DOX-0120
1.9 GTI 16V	Petrol	116	D6C (XU9J4)	08/89-07/90	M					DOX-0120
<b>405 I (87-93)</b>										
1.6	Petrol	65	BDZ (XU5M)	07/87-12/92						DOX-0120
1.6 4x4	Petrol	65	BDZ (XU5M)	04/88-07/92						DOX-0120
1.6 SRi 4x4	Petrol	65	BDZ (XU5M)	04/88-07/92						DOX-0120
1.9	Petrol	88/90	D6A (XU9J2); DKZ (XU9JAZ)	06/87-12/92		Eng No: > 8457340				DOX-0120
1.9	Petrol	80/88/90	D6A (XU9J2);DDZ (XU9M); DKZ (XU9JAZ)	06/87-08/92		Eng No: > 8457340>				DOX-0120
1.9	Petrol	80	DDZ (XU9M)	06/90-08/92	ATM	Eng No: > 8457340				DOX-0120
1.9	Petrol	80	DDZ (XU9M)	06/87-08/92	M	Eng No: > 8457340				DOX-0120
1.9	Petrol	80	DDZ (XU9M)	06/87-06/92	M	Eng No: > 8457340>				DOX-0120
1.9 4x4	Petrol	80	DDZ (XU9M)	07/88-12/92	M	Eng No: > 8457340				DOX-0120
1.9 4x4	Petrol	80	DDZ (XU9M)	07/88-08/92	M	Eng No: > 8457340>				DOX-0120
1.9 Sport MI-16	Petrol	108/116	D6C (XU9J4);DFW (XU9J4Z)	07/87-11/92	M	Eng No: > 8457340				DOX-0120
1.9 Sport MI-16	Petrol	108/116	D6C (XU9J4);DFW (XU9J4Z)	06/87-11/92	M	Eng No: > 8457340>				DOX-0120
1.9 SPort MI-16 4x4	Petrol	108	DFW (XU9J4Z)	03/89-07/92	M	Eng No: > 8457340				DOX-0120
1.9 SPort MI-16 4x4	Petrol	108	DFW (XU9J4Z)	06/87-06/92	M	Eng No: > 8457340>				DOX-0120
<b>405 II (92-99)</b>										
1.4	Petrol	55	KDX (TU3MC)	08/92-10/96	M					DOX-0120
1.6	Petrol	66	XU5JP (BFZ);XU5M (BDY)	08/92-10/96				DOX-1536		DOX-0120

# Lambda Sensors

## Application Tables

Vehicle Model	Fuel	KW	Engine	Year Range	Notes	L/R	Direct Fit		Universal	
							Before	After	Before	After
<b>PEUGEOT continued</b>										
<b>405 II (92-99) continued</b>										
1.8	Petrol	74	LFZ (XU7JP)	08/92-10/96				DOX-1536		DOX-0120
1.8	Petrol	74	LFZ (XU7JP)	08/92-10/96	M			DOX-1536		DOX-0120
2.0	Petrol	89	RFX (XU10J2)	08/92-10/96				DOX-1536		DOX-0120
2.0	Petrol	89	RFX (XU10J2)	08/92-10/95	ATM			DOX-1536		DOX-0120
2.0	Petrol	89	RFX (XU10J2)	08/92-10/95	M			DOX-1536		DOX-0120
2.0 4x4	Petrol	89	RFX (XU10J2)	08/92-10/96	M			DOX-1536		DOX-0120
2.0 MI-16	Petrol	112	RFY (XU10J4Z)	08/92-10/95	M			DOX-1536		DOX-0120
2.0 T 16 X4	Petrol	144	RGZ (XU10J4TE/Z)	08/92-10/95	M			DOX-1536		DOX-0120
2.0 X4	Petrol	89	RFX (XU10J2)	08/92-10/95	M			DOX-1536		DOX-0120
<b>406 (95-04)</b>										
1.6	Petrol	65	BFZ (XU5JP)	11/95-05/04	M			DOX-1535		DOX-0120
1.8	Petrol	66	LFX (XU7JB)	05/97-10/04				DOX-1537		DOX-0104
1.8 16V	Petrol	81	LFY (XU7JP4)	11/95-10/00				DOX-1535		DOX-0104
1.8 16V	Petrol	81	LFY (XU7JP4)	11/95-10/00				DOX-1537		DOX-0120
1.8 16V	Petrol	85	6FZ (EW7J4)	10/00-10/04				DOX-2001	DOX-2009	DOX-0150
2.0 16V	Petrol	100	RFN (EW10J4)	08/00-10/04				DOX-1536	DOX-2005	DOX-0120
2.0 16V	Petrol	100	RFN (EW10J4)	08/00-10/04				DOX-2045	DOX-2009	DOX-0150
2.0 16V	Petrol	97	RFV (XU10J4R)	11/95-04/04				DOX-1536		DOX-0120
2.0 16V	Petrol	100	RFR (EW10J4)	01/99-10/00				DOX-2001	DOX-2005	DOX-0150
2.0 16V	Petrol	100	RFR (EW10J4)	01/99-10/00				DOX-2045		
2.0 Turbo	Petrol	108	RGX (XU10J2TE)	04/96-03/99	M			DOX-1535		DOX-0120
2.2	Petrol	116	3FZ (EW12J4)	07/00-10/04				DOX-2045	DOX-2009	DOX-0150
3.0 V6	Petrol	152	XFX (ES9J4S)	03/00-05/04		L/R		DOX-2001	DOX-2005	DOX-0150
<b>406 Coupe (97-04)</b>										
2.0 16V	Petrol	97	RFV (XU10J4R)	03/97-03/99				DOX-1536		DOX-0120
2.0 16V	Petrol	100	RFR (EW10J4)	01/99-10/00				DOX-2001	DOX-2005	DOX-0150
2.0 16V	Petrol	100	RFR (EW10J4)	01/99-10/00				DOX-2045		
2.0 16V	Petrol	100	RFN (EW10J4); RFV (XU10J4R)	10/00-12/04				DOX-2045	DOX-2009	DOX-0150
2.2	Petrol	116	3FZ (EW12J4)	03/02-12/04				DOX-2045	DOX-2009	DOX-0150
3.0 V6	Petrol	152	XFX (ES9J4S)	05/03-12/04		L/R		DOX-2001	DOX-2005	DOX-0150
<b>407 (04-11)</b>										
1.8	Petrol	85	6FZ (EW7J4)	03/04-07/05				DOX-1536	DOX-1539	DOX-0120
1.8 16V	Petrol	92	6FY (EW7A)	08/05-12/10				DOX-2005	DOX-2045	DOX-0150
2.0	Petrol	100	RFN (EW10J4)	03/04-07/05				DOX-2045	DOX-2034	DOX-0150
2.0 16V	Petrol	103	RFJ (EW10A)	08/05-12/10				DOX-2005	DOX-2045	DOX-0150
2.0 16V	Petrol	103	RFJ (EW10A)	08/05-12/10	M					DOX-0150
2.2	Petrol	116	3FZ (EW12J4)	03/04-10/06				DOX-2045	DOX-2034	DOX-0150
2.2 16V	Petrol	120	3FY (EW12J4)	08/05-12/10				DOX-2005	DOX-2045	DOX-0150
3.0	Petrol	155	XFV (ES9A)	03/04-12/10		Front/ Rear		DOX-2005	DOX-2005	DOX-0150
<b>407 Coupe (05-)</b>										
2.2 16V	Petrol	120	3FY (EW12J4)	10/05-				DOX-2005	DOX-2045	DOX-0150
3.0 V6	Petrol	155	XFV (ES9A)	10/05-		Front/ Rear		DOX-2005	DOX-2005	DOX-0150
<b>508 I (10-18)</b>										
1.6 THP 150	Petrol	110	5FE (EP6CDTM); 5FN (EP6CDT)	11/10-12/18				DOX-2005		DOX-0150
1.6 THP 156	Petrol	115	5FV (EP6CDT)	11/10-12/18				DOX-2005		DOX-0150
<b>605 (89-99)</b>										
2.0	Petrol	79/84/89	R5A (XU102C); RFZ (XU10J2Z);XU10MZ	06/89-09/99						DOX-0120
2.0 16V	Petrol	97	RFV (XU10J4R)	07/94-09/99						DOX-0120
2.0 Turbo	Petrol	104/108	RGX (XU10J2TE); RGY (XU10J2TE)	07/91-09/99						DOX-0120
<b>607 (00-11)</b>										
2.0	Petrol	100	RFN (EW10J4)	02/00-08/05				DOX-2045	DOX-2009	DOX-0150
2.2 16V	Petrol	116/120	3FY (EW12J4); 3FZ (EW12J4)	02/00-06/10				DOX-2045	DOX-2009	DOX-0150
3.0 V6 24V	Petrol	155	XFV (ES9A);XFX (ES9J4S)	03/04-07/11		L/R		DOX-2005	DOX-2005	DOX-0150
3.0 V6 24V	Petrol	155	XFV (ES9A);XFX (ES9J4S)	03/04-07/11		R		DOX-2001		
3.0 V6 24V	Petrol	152	XFX (ES9J4S)	02/00-07/04		L/R		DOX-2005	DOX-2005	DOX-0150
<b>806 (94-02)</b>										
1.8	Petrol	73	LFW (XU7JP)	07/95-08/02				DOX-1536		DOX-0120
2.0	Petrol	89	RFU (XU10J2)	06/94-08/02				DOX-1536		DOX-0120
2.0 16V	Petrol	100	RFN (EW10J4)	09/00-08/02				DOX-1536	DOX-2009	DOX-0120
2.0 16V	Petrol	100	RFN (EW10J4)	09/00-08/02				DOX-2045		DOX-0150
2.0 16V	Petrol	97	RFV (XU10J4R)	05/98-09/00				DOX-1536		DOX-0120

# Lambda Sensors

## Application Tables







Application Tables







		KW				L/R	Direct Fit		Universal	
							Before	After	Before	After
<b>PEUGEOT continued</b>										
<b>806 (94-02) continued</b>										
2.0 Turbo	Petrol	108	RGX (XU10J2TE)	06/94-08/02				DOX-1536		DOX-0120
<b>807 (02-)</b>										
2.0	Petrol	100	RFN (EW10J4)	06/02-				DOX-2001	DOX-2001	DOX-0150 DOX-0150
2.0 16V	Petrol	103	RFJ (EW10A)	09/05-				DOX-2005	DOX-2045	DOX-0150
2.0 16V	Petrol	103	RFJ (EW10A)	09/05-	M					DOX-0150
2.2	Petrol	116	3FZ (EW12J4)	06/02-				DOX-2001	DOX-2001	DOX-0150 DOX-0150
3.0 V6	Petrol	150	XFX (ES9J4S)	06/02-		Front		DOX-2005	DOX-2005	
3.0 V6	Petrol	150	XFX (ES9J4S)	06/02-		Front/Rear				DOX-0150 DOX-0150
3.0 V6	Petrol	150	XFX (ES9J4S)	06/02-		Rear		DOX-2001	DOX-2001	
<b>1007 (05-)</b>										
1.4	Petrol	54	KFV (TU3A);KFV (TU3JP)	04/05-				DOX-1534	DOX-1538	DOX-0121 DOX-0119
1.4 16V	Petrol	65	KFU (ET3J4)	10/05-				DOX-2001		DOX-0150
1.6 16V	Petrol	80	NFU (TU5JP4)	04/05-				DOX-2001	DOX-2005	DOX-0150 DOX-0150
<b>3008 (09-16)</b>										
1.6 THP 150	Petrol	110	5FE (EP6CDTM); 5FE (EP6CDTMD); 5FX (EP6DT)	06/09-08/16				DOX-2005		DOX-0150
1.6 THP 156	Petrol	115	5FV (EP6CDT)	06/09-08/16				DOX-2005		DOX-0150
<b>3008 SUV (16-)</b>										
1.6 THP 165	Petrol	121	5GY (EP6FDTM); 5GZ (EP6FDT)	05/16-				DOX-2005		DOX-0150
<b>4007 (07-13)</b>										
2.0	Petrol	108	4B11	11/10-03/13				DOX-0574		
2.0 4x4	Petrol	108	4B11	11/10-03/13				DOX-0574		
2.4 16V	Petrol	125	SFY (4B12-MMC); SFZ (4B12-MMC)	02/07-03/13				DOX-0574		
<b>4008 (12-)</b>										
2.0	Petrol	110	4B11	05/13-08/13				DOX-0574		
2.0 AWC	Petrol	110	4B11	05/12-08/13				DOX-0574		
<b>5008 I (09-17)</b>										
1.6 16V	Petrol	115	5FV (EP6CDT)	09/09-03/17				DOX-2005		DOX-0150
1.6 THP 150	Petrol	110	5FX (EP6DT)	02/12-03/17				DOX-2005		DOX-0150
1.6 THP 163	Petrol	120	5GZ (EP6FDT)	02/12-03/17				DOX-2005		DOX-0150
1.6 THP 165	Petrol	121	5GZ (EP6FDT)	02/12-03/17				DOX-2005		DOX-0150
<b>5008 II (16-)</b>										
1.6 THP 165	Petrol	121	5GY (EP6FDTM); 5GZ (EP6FDT)	12/16-				DOX-2005		DOX-0150
<b>BIPPER (08-)</b>										
1.4	Petrol	54	KFV (TU3A)	02/08-	M				DOX-1538	DOX-0119
<b>BOXER (94-02)</b>										
2.0	Petrol	81	RFL (XU10J2U)	12/01-04/02	M					DOX-0120
2.0	Petrol	81	RFL (XU10J2U)	12/01-04/02	M	Ch: 15267331>		DOX-1536		
2.0 4x4	Petrol	80	RFW (XU10J2)	03/96-09/98	M					DOX-0120
2.0 4x4	Petrol	80	RFW (XU10J2)	03/96-09/98	M	Ch: 15267331>		DOX-1536		
2.0 i	Petrol	80	RFW (XU10J2)	03/94-04/02	M					DOX-0120
2.0 i	Petrol	80	RFW (XU10J2)	03/94-04/02	M	Ch: 15267331>		DOX-1536		
2.0 i 4x4	Petrol	80	RFW (XU10J2)	08/96-04/02	M					DOX-0120
2.0 i 4x4	Petrol	80	RFW (XU10J2)	08/96-04/02	M	Ch: 15267331>		DOX-1536		
<b>BOXER (02-)</b>										
2.0	Petrol	81	RFL (XU10J2U)	04/02-	M			DOX-2005	DOX-2009	DOX-0150 DOX-0150
<b>EXPERT (96-06)</b>										
1.6	Petrol	58	222A2 (1580 SPI)	02/96-09/00	M			DOX-1536		DOX-0120
1.8	Petrol	74	LFZ (XU7JP)	10/96-09/00	M			DOX-1536		DOX-0120
2.0	Petrol	100	RFN (EW10J4)	07/00-12/06				DOX-2001	DOX-2001	DOX-0150 DOX-0150
<b>EXPERT (07-)</b>										
2.0 16V	Petrol	103	RFH (EW10A);RFJ (EW10A)	01/07-				DOX-2005	DOX-2045	DOX-0150
2.0 16V	Petrol	103	RFH (EW10A);RFJ (EW10A)	01/07-	M					DOX-0150
<b>PARTNER / RANCH (96-15)</b>										
1.1	Petrol	44	HDZ (TU1M);TU1M (HDZ)	06/96-09/05	M			DOX-1535		DOX-0120
1.1	Petrol	44	TU1JP (HFX)	06/96-10/02				DOX-2005		DOX-0150
1.4	Petrol	55	TU3JP (KFX)	06/96-11/02	M			DOX-1534	DOX-1538	DOX-0104 DOX-0119
1.4	Petrol	55	TU3JP (KFX)	06/96-11/02	M			DOX-1535		DOX-0120
1.4	Petrol	55	TU3JP (KFX)	06/96-11/02	M			DOX-1537		DOX-0121
1.4	Petrol	55	TU3JP (KFW)	09/00-11/02	M			DOX-1360	DOX-1538	DOX-0117 DOX-0119
1.4	Petrol	55	TU3JP (KFW)	09/00-11/02	M			DOX-1534		DOX-0121
1.4	Petrol	55	KFW (TU3JP)	11/02-10/06	M			DOX-1534	DOX-1538	DOX-0121 DOX-0119
1.4	Petrol	55	TU3JP (K6C)	01/00-11/02	M			DOX-1535		DOX-0120









# Lambda Sensors

## Application Tables







			KW					L/R	Direct Fit		Universal	
									Before	After	Before	After
<b>PEUGEOT continued</b>												
<b>PARTNER / RANCH (96-15) continued</b>												
1.4 BiFuel		Petrol/Compressed Natural Gas (CNG)	55	KFW (TU3JP)	04/03-10/06	M			DOX-1534	DOX-1538	DOX-0121	DOX-0119
1.6 16V		Petrol	80	NFU (TU5JP4)	07/01-03/08	M			DOX-2001	DOX-2005	DOX-0150	DOX-0150
1.6 16V		Petrol	80	NFU (TU5JP4)	07/01-03/08	M			DOX-2045			
1.8		Petrol	66	LFX (XU7JB)	05/97-11/02	M			DOX-1537		DOX-0104	
<b>PARTNER / RANCH (08-)</b>												
1.6		Petrol	66	NFR (TU5JP4B)	04/08-	M			DOX-2001	DOX-2005	DOX-0150	DOX-0150
1.6 Vti 110		Petrol	80	NFU (TU5JP4)	04/08-	M			DOX-2001	DOX-2005	DOX-0150	DOX-0150
1.6 Vti 90		Petrol	66	NFR (TU5JP4B)	04/08-	M			DOX-2001	DOX-2005	DOX-0150	DOX-0150
<b>RCZ (10-15)</b>												
1.6 16V		Petrol	115	5FV (EP6CDT)	03/10-12/15				DOX-2005		DOX-0150	
1.6 THP 150		Petrol	110	5FE (EP6CDTMD)	03/11-12/15				DOX-2005		DOX-0150	
<b>RENAULT</b>												
<b>19 I (88-92)</b>												
1.4		Petrol	55/58	E6J 700;E6J 701;E7J 700	01/88-12/92				DOX-1501		DOX-0116	
1.4		Petrol	43	C3J760	07/88-04/92				DOX-1310		DOX-0125	
1.4 Cat		Petrol	43	C3J 710	01/89-04/92				DOX-1310		DOX-0125	
1.7		Petrol	66/69	F3N742	07/88-04/92				DOX-1501		DOX-0116	
1.7		Petrol	54	F2N 724;F3N 740;F3N 741	09/88-04/92				DOX-1310		DOX-0125	
1.8 16V		Petrol	99/101	F7P 700;F7P 704	06/89-04/92				DOX-1501		DOX-0116	
<b>19 II (92-01)</b>												
1.2		Petrol	44	E7F 730	05/92-09/94				DOX-1501		DOX-0116	
1.4		Petrol	43	C3J 710	04/92-12/95	M			DOX-1310		DOX-0116	
1.4		Petrol	43	C3J 710	04/92-12/95	M			DOX-1501		DOX-0125	
1.4		Petrol	55/57/60	E6J 700;E7J 706;E7J 742	01/92-12/95				DOX-1501		DOX-0116	
1.7		Petrol	66	F3N 742;F3N 743	04/92-12/95				DOX-1006		DOX-0116	
1.7		Petrol	66	F3N 742;F3N 743	04/92-12/95				DOX-1310		DOX-0125	
1.7		Petrol	66	F3N 742;F3N 743	04/92-12/95				DOX-1501			
1.7		Petrol	55/66/79	F3N 740;F3N 741;F3N 743;F3N 746	04/92-12/95				DOX-1006		DOX-0125	
1.7		Petrol	55/66/79	F3N 740;F3N 741;F3N 743;F3N 746	04/92-12/95				DOX-1310			
1.7		Petrol	69	F3N 747	10/96-06/01				DOX-1310		DOX-0125	
1.8		Petrol	66/79/81	F3P 682;F3P 700;F3P 704;F3P 705;F3P 706;F3P 707;F3P 708;F3P 760;F3P 764;F3P 765	04/92-06/96				DOX-1501		DOX-0116	
1.8 16V		Petrol	99/101	F7P 704	04/92-06/96	M			DOX-1501		DOX-0116	
<b>21 (86-95)</b>												
1.7		Petrol	55/65/69	F2N 712;F3N 722;F3N 723;F3N 726	03/86-06/94			Ch: H9001; S1241; U1>	DOX-1501		DOX-0116	
1.7 Cat		Petrol	54	F3N 726	05/88-06/93			Ch: H9001; S1241; U1>	DOX-1501		DOX-0116	
2.0		Petrol	88/99	J7R 740;J7R 746;J7R 747	02/90-06/94				DOX-1501		DOX-0116	
2.0 4x4		Petrol	88/99	J7R 740;J7R 746;J7R 747	06/90-02/94				DOX-1501		DOX-0116	
2.0 Turbo		Petrol	119	J7R 756	02/90-10/92				DOX-1501		DOX-0116	
2.0 Turbo 4x4		Petrol	119	J7R 756	02/90-10/92				DOX-1501		DOX-0116	
2.0 TXi		Petrol	100	J7R740	06/90-05/93				DOX-1501		DOX-0116	
2.1 Turbo-D		Diesel	65	J8S 714;J8S 786;J8S 788	07/90-02/92				DOX-1501		DOX-0116	
2.2		Petrol	79	J7T754	09/89-11/93			Ch: >S00006709	DOX-1501		DOX-0116	
2.2		Petrol	79	J7T754	06/86-11/93	M			DOX-1006		DOX-0125	
2.2		Petrol	79/81	J7T 755;J7T755	08/86-11/93	ATM			DOX-1006		DOX-0125	
2.2 4x4		Petrol	79	J7T 754;J7T 755	07/90-11/93				DOX-1501		DOX-0116	
2.2 4x4		Petrol	79	J7T754	06/87-12/93	M			DOX-1006		DOX-0125	
<b>25 (84-93)</b>												
2.0 12V		Petrol	103	J7R726	06/89-06/92	M					DOX-0116	
2.0 12V		Petrol	99	J7R 726	06/89-12/92				DOX-1501		DOX-0116	
2.2		Petrol	76/79	J7T708;J7T732	11/85-06/92	M			DOX-1006		DOX-0125	
2.5 V6 Turbo		Petrol	151	Z7U 700	01/90-12/92				DOX-1501		DOX-0116	
2.8 V6 Injection		Petrol	100	Z7W 702	06/86-02/88	M			DOX-1006		DOX-0125	
<b>AVANTIME (01-03)</b>												
2.0 16V Turbo		Petrol	120	F4R 760;F4R 761	11/01-05/03				DOX-2002	DOX-2002	DOX-0150	DOX-0150
3.0 V6		Petrol	152	L7X 720;L7X 721;L7X 722	09/01-05/03			L/R	DOX-2005	DOX-2005	DOX-0150	DOX-0150
<b>CAPTUR I (13-)</b>												
0.9 TcE 90		Petrol	66	H4B 400	06/13-				DOX-2076		DOX-0150	







			KW					L/R	Direct Fit		Universal	
									Before	After	Before	After
<b>RENAULT continued</b>												
<b>CAPTUR I (13-) continued</b>												
1.2 TCe 120	Petrol	87	H5F 403;H5F 408;H5F 412	06/13-					DOX-0590		DOX-0150	
1.2 TCe 120	Petrol	87	H5F 403;H5F 408;H5F 412	06/13-					DOX-2076			
<b>CLIO I (90-98)</b>												
1.2	Petrol	43	E5F 710;E7F 750	05/90-09/98					DOX-1501		DOX-0116	
1.2	Petrol	40/43	E7F 700;E7F 706;E7F 708;E7F 750	05/90-09/98					DOX-1501		DOX-0116	
1.2	Petrol	40/43	E7F 700;E7F 706;E7F 708;E7F 750	05/90-09/98					DOX-1502			
1.2	Petrol	40/43	D7F 730	01/96-09/98					DOX-1503		DOX-0116	
1.2	Petrol	40	C3G 720	06/94-02/98					DOX-1556		DOX-0123	
1.4	Petrol	55	E6J 718;E7J 756;E7J 757	01/91-09/98					DOX-1501		DOX-0116	
1.4	Petrol	58	E7J 601;E7J 710;E7J 711;E7J 718;E7J 719;E7J 754	01/91-09/98					DOX-1501		DOX-0116	
1.4	Petrol	58	E7J 601;E7J 710;E7J 711;E7J 718;E7J 719;E7J 754	01/91-09/98					DOX-1502			
1.8	Petrol	66/70	F3P 710;F3P 714;F3P 754;F3P 755	08/90-09/98					DOX-1501		DOX-0116	
1.8 16V	Petrol	99	F7P 722	01/91-03/96					DOX-1501		DOX-0116	
1.8 Rsi	Petrol	79	F3P 712;F3P 758	01/93-09/98					DOX-1501		DOX-0116	
2.0 Williams	Petrol	108	F7R 700	01/94-09/98					DOX-1501		DOX-0116	
<b>CLIO II (98-)</b>												
1.0	Petrol	40	CG10DE	04/01-05/01					DOX-1503		DOX-0116	
1.2	Petrol	43	D7F 710;D7F 720;D7F 722;D7F 726;D7F 746	09/98-					DOX-1503	DOX-2002	DOX-0116	DOX-0150
1.2	Petrol	43	D7F 710;D7F 720;D7F 722;D7F 726;D7F 746	09/98-					DOX-2002		DOX-0150	
1.2 16V	Petrol	55	D4F 706;D4F 712;D4F 714;D4F 722;D4F 728	06/01-06/06							DOX-0121	
1.2 LPG	Petrol/ Liquified Petroleum Gas (LPG)	43	D7F 722;D7F 764;D7F 766	09/98-06/09					DOX-1503	DOX-2002	DOX-0116	DOX-0150
1.2 LPG	Petrol/ Liquified Petroleum Gas (LPG)	43	D7F 722;D7F 764;D7F 766	09/98-06/09					DOX-2002		DOX-0150	
1.4	Petrol	55	E7J 634;E7J 635;E7J 780;K7J 700	09/98-05/05	M						DOX-0116	DOX-0121
1.4 16V	Petrol	70/72	K4J 710;K4J 711;K4J 712;K4J 713;K4J 715	10/99-07/08					DOX-2002	DOX-2002	DOX-0150	DOX-0150
1.6	Petrol	81	K4M 740;K4M 748	11/04-02/09					DOX-2002	DOX-2002	DOX-0150	DOX-0114
1.6	Petrol	81	K4M 740;K4M 748	11/04-02/09								DOX-0150
1.6	Petrol	66	K7M 744;K7M 745;K7M 746	09/98-05/05							DOX-0116	
1.6 16V	Petrol	79	K4M 708;K4M 740;K4M 742;K4M 743;K4M 744;K4M 745;K4M 748	09/98-04/05					DOX-2002	DOX-2002	DOX-0116	DOX-0114
1.6 16V	Petrol	79	K4M 708;K4M 740;K4M 742;K4M 743;K4M 744;K4M 745;K4M 748	09/98-04/05							DOX-0150	DOX-0150
1.6 Flex	Petrol/ Ethanol	81	K4M 740;K4M 748	05/00-12/06					DOX-2002	DOX-2002	DOX-0116	DOX-0114
1.6 Flex	Petrol/ Ethanol	81	K4M 740;K4M 748	05/00-12/06							DOX-0150	DOX-0150
1.6 Hi-Flex	Petrol/ Ethanol	86	K4M 748	01/05-02/10					DOX-2002	DOX-2002	DOX-0150	DOX-0114
1.6 Hi-Flex	Petrol/ Ethanol	86	K4M 748	01/05-02/10								DOX-0150
2.0 16V Sport	Petrol	124/132	F4R 730;F4R 736;F4R 738	02/00-06/09					DOX-2002	DOX-2002	DOX-0150	DOX-0150
3.0 V6 Sport	Petrol	166/187	L7X 760;L7X 762	11/00-04/05				L/R	DOX-2005	DOX-2005	DOX-0150	DOX-0150
<b>CLIO III (05-14)</b>												
1.2 16V	Petrol	48/55/57	D4F 706;D4F 740;D4F 764	06/05-06/06							DOX-0121	DOX-0121
1.2 16V	Petrol	58	D4F 764	06/05-12/14					DOX-2075		DOX-0121	DOX-0121
1.2 16V	Petrol	58	D4F 764	06/05-12/14							DOX-0150	
1.2 16V	Petrol	55	D4F 740	11/05-12/14					DOX-2075		DOX-0150	
1.2 16V Hi-Flex	Petrol/ Ethanol	55	D4F 740	07/08-12/12					DOX-2075		DOX-0150	
1.2 16V Hi-Flex	Petrol/ Liquified Petroleum Gas (LPG)	55	D4F 740	07/08-12/12					DOX-2075		DOX-0150	
1.2 Ethanol	Petrol/ Ethanol	55	D4F 742	07/08-12/12					DOX-2075		DOX-0150	







			KW					L/R	Direct Fit		Universal	
									Before	After	Before	After
<b>RENAULT continued</b>												
<b>CLIO III (05-14) continued</b>												
1.2 TCe 100	Petrol	75	D4F 784	05/07-12/14					DOX-2075	DOX-2076	DOX-0150	DOX-0150
1.2 TCe 100	Petrol	75	D4F 784	05/07-12/14					DOX-2076			
1.2 TCe 100	Petrol	75	D4F 784	05/07-12/14			Eng No: > 060628				DOX-0121	
1.2 TCe 100	Petrol	75	D4F 786	03/10-12/14					DOX-2075		DOX-0150	
1.4 16V	Petrol	72	K4J 780	06/05-12/12					DOX-2002	DOX-2002	DOX-0150	DOX-0150
1.6 16V	Petrol	65/82	K4M 800;K4M 801;K4M 804	06/05-12/14					DOX-2002	DOX-2002	DOX-0150	DOX-0150
1.6 16V	Petrol	65/82	K4M 800;K4M 801;K4M 804	06/05-12/14					DOX-2075	DOX-2075		
1.6 16V	Petrol	94	K4M 862	11/07-12/12					DOX-2075	DOX-2075	DOX-0150	DOX-0150
1.6 16V GT	Petrol	94	K4M 862	06/09-12/14					DOX-2075	DOX-2075	DOX-0150	DOX-0150
2.0 16V Sport	Petrol	145/148	F4R 830;F4R 832	02/06-12/14					DOX-2002	DOX-2002	DOX-0150	
2.0 16V Sport	Petrol	145/148	F4R 830;F4R 832	02/06-12/14					DOX-2076	DOX-2076		
<b>CLIO IV (12-)</b>												
0.9 TCe 90	Petrol	66	H4B 400;H4B 408	11/12-					DOX-2076		DOX-0150	
0.9 TCe 90 LPG	Petrol/ Liquified Petrol Gas (LPG)	66	H4B 410	06/16-					DOX-2076		DOX-0150	
1.2 16V	Petrol	54	D4F 728;D4F 740	11/12-			Eng No: > 060628					DOX-0121
1.2 LPG 16V	Petrol/ Liquified Petrol Gas (LPG)	53	D4F 740;D4F 744	11/12-			Eng No: > 060628					DOX-0121
1.2 TCe 120	Petrol	87	H5F 403;H5F 408;H5F 412	03/13-					DOX-0590		DOX-0150	
1.2 TCe 120	Petrol	87	H5F 403;H5F 408;H5F 412	03/13-					DOX-2076			
1.6 RS	Petrol	147	M5M 400;M5M 401;M5M 450	03/13-					DOX-0590			
1.6 RS Trophy	Petrol	162	M5M 401	03/15-					DOX-0590			
<b>DUSTER (09-)</b>												
1.6 16V	Petrol	75	K4M 616	02/12-					DOX-2076		DOX-0150	
2.0	Petrol	98	F4R 403;F4R 405	02/12-					DOX-2075		DOX-0150	
2.0 4x4	Petrol	99	F4R 400;F4R 402;F4R 410	02/12-					DOX-2075		DOX-0150	
<b>ESPACE I (84-92)</b>												
2.2	Petrol	79	J7T 770	07/86-12/90	M				DOX-1006		DOX-0125	
2.2 Quadra	Petrol	79	J7T 770	01/88-12/90	M				DOX-1006		DOX-0125	
<b>ESPACE II (91-96)</b>												
2.0	Petrol	76	J7R 768	04/93-10/96			Ch: T12552>		DOX-1501		DOX-0116	
2.2	Petrol	79	J7T 772;J7T 773;J7T 776	01/91-10/96					DOX-1501		DOX-0116	
2.2 4x4	Petrol	79	J7T 772;J7T 773	03/91-12/96					DOX-1501		DOX-0116	
2.8 V6	Petrol	110	Z7W 712;Z7W 713;Z7W 717	05/94-10/96							DOX-0116	
2.8 V6	Petrol	110	Z7W 712;Z7W 713;Z7W 717	09/94-10/96			Ch: T18371>		DOX-1501			
<b>ESPACE III (96-02)</b>												
2.0	Petrol	84	F3R 728;F3R 729;F3R 742; F3R 768;F3R 769	11/96-10/00					DOX-1572		DOX-0114	
2.0	Petrol	102	F4R 700;F4R 701	09/01-10/02					DOX-2002	DOX-2002	DOX-0150	DOX-0150
2.0 16V	Petrol	103	F4R 700;F4R 701	10/98-10/02					DOX-2002	DOX-2002	DOX-0150	DOX-0150
<b>ESPACE IV (02-)</b>												
2.0	Petrol	98/100	F4R 790;F4R 792	11/02-12/15							DOX-0150	DOX-0150
2.0	Petrol	98/100	F4R 790;F4R 792	11/02-12/15			Eng No: > 061120		DOX-2002	DOX-2002		
2.0	Petrol	98/100	F4R 790;F4R 792	11/02-12/15			Eng No: 061120>			DOX-2076		
2.0 Turbo	Petrol	120/125	F4R 794;F4R 795;F4R 796; F4R 797;F4R 896;F4R 897	11/02-							DOX-0150	DOX-0150
2.0 Turbo	Petrol	120/125	F4R 794;F4R 795;F4R 796; F4R 797;F4R 896;F4R 897	11/02-			Eng No: > 061120		DOX-2002	DOX-2002		
2.0 Turbo	Petrol	120/125	F4R 794;F4R 795;F4R 796; F4R 797;F4R 896;F4R 897	11/02-			Eng No: 061120>			DOX-2076		
<b>ESPACE V (15-)</b>												
1.6 TCe 200	Petrol	147	M5M 450	02/15-			Eng No: > 150701			DOX-0603		
1.6 TCe 200	Petrol	147	M5M 450	02/15-			Eng No: 150701>		DOX-0631			
<b>FLUENCE (10-)</b>												
1.6	Petrol	86	H4M 429;H4M 438;H4M 729; H4M 738;H4M 749;H4M720	01/13-					DOX-2075	DOX-2075	DOX-0150	DOX-0150
1.6 16V	Petrol	78/81	K4M 838;K4M 839	02/10-					DOX-2075	DOX-2075	DOX-0150	DOX-0150







# Lambda Sensors

## Application Tables

			KW					L/R	Direct Fit		Universal	
									Before	After	Before	After
<b>RENAULT continued</b>												
<b>FLUENCE (10-) continued</b>												
1.6 LPG 16V	Petrol/ Liquified Petrol Gas (LPG)	81	K4M 839	01/12-					DOX-2075	DOX-2075	DOX-0150	DOX-0150
2.0 16V	Petrol	103	M4R 714;M4R 751	02/10-					DOX-2075	DOX-2075	DOX-0150	DOX-0150
<b>Grand SCÉNIC II (04-09)</b>												
1.6	Petrol	77/83	K4M 761;K4M 782;K4M 788; K4M 812	04/04-11/08					DOX-2002	DOX-2002	DOX-0150	DOX-0150
1.6 Flex	Petrol/ Ethanol	82	K4M 766	06/06-06/09					DOX-2002	DOX-2002	DOX-0150	DOX-0150
2.0	Petrol	99	F4R 770;F4R 771	04/04-06/09						DOX-2002		DOX-0150
2.0	Petrol	99	F4R 770;F4R 771	04/04-06/09			Eng No: > 061120		DOX-2002		DOX-0150	
2.0 Turbo	Petrol	120	F4R 776	04/04-06/09						DOX-2002		DOX-0150
2.0 Turbo	Petrol	120	F4R 776	04/04-06/09			Eng No: > 061120		DOX-2002		DOX-0150	
<b>Grand SCÉNIC III (09-)</b>												
1.2 TCe	Petrol	85/97	H5F 400;H5F 404	04/12-					DOX-2076	DOX-2076	DOX-0150	DOX-0150
1.4 16V	Petrol	96	H4J 700	02/09-					DOX-2076	DOX-2076	DOX-0150	DOX-0150
1.6 16V	Petrol	81	K4M 858	02/09-					DOX-2075	DOX-2075	DOX-0150	DOX-0150
1.6 16V BiFuel	Petrol/ Liquified Petrol Gas (LPG)	81	K4M 866	02/09-					DOX-2075	DOX-2075	DOX-0150	DOX-0150
2.0 16V	Petrol	103	M4R 711	02/09-					DOX-2075	DOX-2075	DOX-0150	DOX-0150
<b>KADJAR (15-)</b>												
1.2 TCe 130	Petrol	96	H5F 408	06/15-					DOX-0590		DOX-0150	
1.2 TCe 130	Petrol	96	H5F 408	06/15-					DOX-2076			
<b>KANGOO (97-)</b>												
1.2	Petrol	43	D7F 710;D7F 720;D7F 722; D7F 726;D7F 744;D7F 746; D7F 764;D7F 766	08/97-					DOX-1503	DOX-2002	DOX-0115	DOX-0150
1.2	Petrol	43	D7F 710;D7F 720;D7F 722; D7F 726;D7F 744;D7F 746; D7F 764;D7F 766	08/97-					DOX-1594		DOX-0116	
1.2	Petrol	43	D7F 710;D7F 720;D7F 722; D7F 726;D7F 744;D7F 746; D7F 764;D7F 766	08/97-					DOX-2002		DOX-0150	
1.2 16V	Petrol	55	D4F 712;D4F 714;D4F 716; D4F 730	06/01-06/06							DOX-0121	DOX-0121
1.2 BiFuel	Petrol/ Liquified Petrol Gas (LPG)	43	D7F 710;D7F 744	07/98-07/01					DOX-1503	DOX-2002	DOX-0115	DOX-0150
1.2 BiFuel	Petrol/ Liquified Petrol Gas (LPG)	43	D7F 710;D7F 744	07/98-07/01					DOX-1594		DOX-0116	
1.2 BiFuel	Petrol/ Liquified Petrol Gas (LPG)	43	D7F 710;D7F 744	07/98-07/01					DOX-2002		DOX-0150	
1.4	Petrol	55	E7J 634;E7J 635;E7J 780; K7J 700;K7J 701	08/97-							DOX-0116	
1.6 16V	Petrol	70	K4M 706;K4M 730;K4M 750; K4M 752;K4M 753	06/01-					DOX-2002	DOX-2002	DOX-0150	DOX-0150
1.6 16V 4x4	Petrol	70	K4M 750;K4M 752;K4M 753	10/01-					DOX-2002	DOX-2002	DOX-0150	DOX-0150
1.6 16V bivalent	Petrol/ Compressed Natural Gas (CNG)	60	K4M 850	06/05-					DOX-2002	DOX-2002	DOX-0150	DOX-0150
<b>KANGOO (08-)</b>												
1.2 TCe 115	Petrol	84	H5F 400;H5F 408;H5F 412	07/13-					DOX-2076	DOX-2076	DOX-0150	DOX-0150
1.6	Petrol	78	K4M 830	02/09-12/12							DOX-0150	DOX-0150
1.6	Petrol	78	K4M 830	02/09-12/12			Eng No: 081002>			DOX-2076		
1.6	Petrol	64	K7M 750	02/08-					DOX-2076	DOX-2076	DOX-0150	DOX-0150







			KW					L/R	Direct Fit		Universal		
									Before	After	Before	After	
<b>RENAULT continued</b>													
<b>KANGOO (08-) continued</b>													
1.6 16V	Petrol	78	K4M 830;K4M 831;K4M 834; K4M 835;K4M 836	02/08-							DOX-0150	DOX-0150	
1.6 16V	Petrol	78	K4M 830;K4M 831;K4M 834; K4M 835;K4M 836	02/08-			Eng No: 081002>			DOX-2076			
1.6 16V Flex	Petrol/ Ethanol	78	K4M 834;K4M 835	02/08-							DOX-0150		
1.6 16V Flex	Petrol/ Ethanol	78	K4M 834;K4M 835	02/08-			Eng No: > 081002					DOX-0150	
1.6 16V Flex	Petrol/ Liquified Petrol Gas (LPG)	78	K4M 834	02/08-							DOX-0150		
1.6 16V Flex	Petrol/ Liquified Petrol Gas (LPG)	78	K4M 834	02/08-			Eng No: > 081002					DOX-0150	
<b>KOLEOS I (08-)</b>													
2.5	Petrol	126	2TR 700;2TR 702;2TR 703	09/08-						DOX-1447			
2.5 4x4	Petrol	126	2TR 700;2TR 702;2TR 703	09/08-						DOX-1447			
<b>LAGUNA I (93-01)</b>													
1.6 16V	Petrol	79	K4M 720;K4M 724	11/97-03/01						DOX-2002	DOX-0150	DOX-0114	
1.8	Petrol	66/69	F3P 670;F3P 674;F3P 676; F3P 678;F3P 720;F3P 724	11/93-03/01						DOX-1572	DOX-0114		
1.8 16V	Petrol	88	F4P 760;F4P 770	10/98-03/01						DOX-2002	DOX-0150		
2.0	Petrol	80/83	F3R 611;F3R 722;F3R 723; F3R 728;F3R 768	11/93-03/01						DOX-1572	DOX-0114		
2.0	Petrol	103	F4R 780	09/99-02/01						DOX-2002	DOX-0150		
2.0 16V	Petrol	102	F4R 780	09/99-03/01						DOX-2002	DOX-0150		
<b>LAGUNA II (01-07)</b>													
1.6 16V	Petrol	79/82	K4M 710;K4M 714;K4M 716	03/01-12/07						DOX-2002	DOX-2002	DOX-0150	DOX-0150
1.6 BiFuel	Petrol/ Liquified Petrol Gas (LPG)	79	K4M 714	03/01-05/05							DOX-0150	DOX-0150	
1.8 16V	Petrol	85/88	F4P 770;F4P 771;F4P 772; F4P 773;F4P 774;F4P 775	03/01-12/07						DOX-2002	DOX-2002	DOX-0150	DOX-0150
2.0 16V	Petrol	99/125/ 150	F4R 712;F4R 713;F4R 714; F4R 715;F4R 784;F4R 786; F4R 787;F4R 886;F4R 887	08/02-12/07						DOX-2002	DOX-2002	DOX-0150	DOX-0150
2.0 16V IDE	Petrol	103	F5R 700;F5R 701	04/01-09/07						DOX-2002	DOX-2002	DOX-0150	DOX-0150
2.0 16V Turbo	Petrol	120	F4R 764;F4R 765	01/03-08/05						DOX-2002	DOX-2002	DOX-0150	DOX-0150
3.0 V6 24V	Petrol	152	L7X 731	03/01-12/07				L/R		DOX-2005	DOX-2005	DOX-0150	DOX-0150
<b>LAGUNA III (07-15)</b>													
1.6 16V	Petrol	81	K4M 824	10/07-12/15							DOX-0150		
2.0 16V Hi-Flex	Petrol/ Ethanol	103	M4R 704;M4R 726	10/07-12/15						DOX-2075	DOX-0150		
2.0 16V Turbo	Petrol	125	F4R 811;F4Rt 811	10/07-12/15						DOX-2076	DOX-2076	DOX-0150	DOX-0150
2.0 GT	Petrol	150	F4R 800	03/08-12/15						DOX-2076	DOX-2076	DOX-0150	DOX-0150
<b>LATITUDE (10-)</b>													
2.0 16V	Petrol	102	M4R 746	02/11-						DOX-2075	DOX-0150		
2.0 16V eco2 FlexFuel	Petrol/ Ethanol	103	M4R 746	02/11-						DOX-2075	DOX-0150		
<b>LOGAN I (04-)</b>													
1.4	Petrol	55	K7J 710	09/04-12/06							DOX-0121		
1.6	Petrol	64	K7M 710	09/04-12/06							DOX-0121		
<b>LOGAN II (13-)</b>													
1.6	Petrol	60	K7M 812	04/14-						DOX-2075	DOX-0150		
<b>MASTER III (10-)</b>													
2.3 dCi 100 FWD	Diesel	74	M9T 670;M9T 672;M9T 676; M9T 870;M9T 876	02/10-						DOX-0599			
2.3 dCi 100 RWD	Diesel	74	M9T 690;M9T 890	02/10-						DOX-0599			
2.3 dCi 110 FWD	Diesel	81	M9T 704;M9T 870	09/14-						DOX-0599			
2.3 dCi 125 FWD	Diesel	92	M9T 670;M9T 672;M9T 676; M9T 680;M9T 870;M9T 872; M9T 876;M9T 880;M9T 882	02/10-						DOX-0599			
2.3 dCi 125 RWD	Diesel	92	M9T 686;M9T 690;M9T 692; M9T 696;M9T 698;M9T 882; M9T 890;M9T 896;M9T 898	02/10-						DOX-0599			
2.3 dCi 130 FWD	Diesel	96	M9T 704;M9T 710;M9T 882	03/12-						DOX-0599			

			KW					L/R	Direct Fit		Universal	
									Before	After	Before	After
<b>RENAULT continued</b>												
<b>MASTER III (10-) continued</b>												
2.3 dCi 130 RWD	Diesel	96	M9T 710	03/12-					DOX-0599			
2.3 dCi 135 FWD	Diesel	100	M9T 702;M9T 716	07/14-					DOX-0599			
2.3 dCi 135 RWD	Diesel	100	M9T 700	07/14-					DOX-0599			
2.3 dCi 145 FWD	Diesel	107	M9T 678;M9T 680;M9T 706;M9T 708	02/10-					DOX-0599			
2.3 dCi 145 RWD	Diesel	107	M9T 694;M9T 696;M9T 698;M9T 710	02/10-					DOX-0599			
2.3 dCi 150 FWD	Diesel	110	M9T 716;M9T 880	10/12-					DOX-0599			
2.3 dCi 150 RWD	Diesel	110	M9T 896;M9T 898	03/13-					DOX-0599			
2.3 dCi 165 FWD	Diesel	120	M9T 702;M9T 708	07/14-					DOX-0599			
2.3 dCi 165 RWD	Diesel	120	M9T 700;M9T 710	07/14-					DOX-0599			
2.3 dCi 170 FWD	Diesel	125	M9T 706	07/15-					DOX-0599			
<b>MEGANE CC (10-)</b>												
1.2 TCe	Petrol	97	H5F 404	01/13-					DOX-2076		DOX-0150	
1.4 TCe	Petrol	96	H4J 700	06/10-					DOX-2076	DOX-2076	DOX-0150	DOX-0150
1.6 16V	Petrol	81	K4M 858	06/10-					DOX-2075	DOX-2075	DOX-0150	DOX-0150
2.0 CVT	Petrol	103	M4R 711;M4R 713	06/10-					DOX-2075	DOX-2075	DOX-0150	DOX-0150
2.0 TCe	Petrol	132	F4R 870;F4R 872	06/10-						DOX-2076		DOX-0150
2.0 TCe	Petrol	132	F4R 870;F4R 872	06/10-			Eng No: > 140414		DOX-2076		DOX-0150	
<b>MEGANE I (96-03)</b>												
1.4	Petrol	55	E7J 626;E7J 764	09/96-08/03					DOX-1350		DOX-0116	
1.4 16V	Petrol	70	K4J 700;K4J 714;K4J 750	03/99-08/03					DOX-2002	DOX-2002	DOX-0150	DOX-0150
1.4 e	Petrol	55	E7J 626;E7J 764	01/96-08/03					DOX-1350		DOX-0116	
1.4 Eco	Petrol	52	E7J 624	01/96-03/99					DOX-1350		DOX-0116	
1.6 16V	Petrol	79	K4M 700;K4M 701;K4M 706;K4M 708;K4M 709;K4M 712	03/99-08/03					DOX-2002	DOX-2002	DOX-0150	DOX-0150
1.6 BiFuel	Petrol/ Liquified Petroleum Gas (LPG)	80	K4M 704	03/99-09/00							DOX-0150	
1.6 e	Petrol	66	K7M 702;K7M 703;K7M 790	01/96-08/03					DOX-1350		DOX-0116	
1.6 i	Petrol	55	K7M 720	01/96-03/99					DOX-1350		DOX-0116	
1.6 LPG	Petrol/ Liquified Petroleum Gas (LPG)	80	K4M 704;K4M 712	10/00-08/02					DOX-2002	DOX-2002	DOX-0150	DOX-0150
1.8 16V	Petrol	85	F4P 720;F4P 722	01/01-08/03					DOX-2002	DOX-2002	DOX-0150	DOX-0150
2.0	Petrol	84	F3R 750;F3R 751;F3R 752;F3R 791;F3R 796;F3R 797;F3R 798	04/97-08/03					DOX-1572		DOX-0114	
2.0 16V	Petrol	108	F7R 710;F7R 714	03/96-08/03					DOX-1572		DOX-0114	
2.0 16V	Petrol	102	F4R 746;F4R 770	01/02-08/03					DOX-2002	DOX-2002	DOX-0150	DOX-0150
2.0 16V IDE	Petrol	103	F5R 740	11/99-08/03							DOX-0150	
2.0 i	Petrol	80/84	F3R 750;F3R 751;F3R 752;F3R 791;F3R 796;F3R 797;F3R 798	01/96-08/03					DOX-1572		DOX-0114	
2.0 RT	Petrol	103	F4R 747;F5R 740	03/01-08/03							DOX-0150	
<b>MEGANE II (02-12)</b>												
1.4	Petrol	60/72	K4J 730;K4J 732;K4J 740	08/03-					DOX-2002	DOX-2002	DOX-0150	DOX-0150
1.4 16V	Petrol	60/72	K4J 730;K4J 732;K4J 740	11/02-02/08					DOX-2002	DOX-2002	DOX-0150	DOX-0150
1.6	Petrol	77/81/83	K4M 760;K4M 761;K4M 762;K4M 788	08/03-					DOX-2002	DOX-2002	DOX-0150	DOX-0150
1.6 16V	Petrol	77/82	K4M 760;K4M 761;K4M 762;K4M 812;K4M 813	11/02-					DOX-2002	DOX-2002	DOX-0150	DOX-0150
1.6 16V Hi-Flex	Petrol/ Ethanol	77	K4M 856	02/08-07/09					DOX-2002	DOX-2002	DOX-0150	DOX-0150
1.6 BiFuel	Petrol/ Liquified Petroleum Gas (LPG)	77	K4M 788	06/05-02/08					DOX-2002	DOX-2002	DOX-0150	DOX-0150
1.6 FlexFuel	Petrol/ Ethanol	77	K4M 788	01/07-02/08					DOX-2002	DOX-2002	DOX-0150	DOX-0150
2.0	Petrol	99/102/ 169	F4R 770;F4R 771;F4R 774	08/03-					DOX-2002		DOX-0150	DOX-0150
2.0 16V	Petrol	99	F4R 770	11/02-02/08					DOX-2002		DOX-0150	DOX-0150
2.0 16V Turbo	Petrol	120	F4R 776	05/04-03/09					DOX-2002		DOX-0150	DOX-0150
2.0 Renault Sport	Petrol	165	F4R 774;F4Rt 774	05/04-10/09					DOX-2002		DOX-0150	DOX-0150

			KW					L/R	Direct Fit		Universal	
									Before	After	Before	After
<b>RENAULT continued</b>												
<b>MEGANE III (08-)</b>												
1.2 TCe	Petrol	85/97	H5F 400;H5F 404;H5F 405; H5F 408;H5F 412	03/12-					DOX-2076		DOX-0150	
1.4 TCe	Petrol	96	H4J 700	04/09-					DOX-2076	DOX-2076	DOX-0150	DOX-0150
1.6 16V	Petrol	74/81	K4M 848;K4M 858;K4M 866	11/08-					DOX-2075	DOX-2075	DOX-0150	DOX-0150
1.6 16V BiFuel	Petrol/ Ethanol	81	K4M 858;K4M 866	11/08-08/15					DOX-2075	DOX-2075	DOX-0150	DOX-0150
1.6 16V BiFuel	Petrol/ Liquified Petroleum Gas (LPG)	81	K4M 866	11/08-					DOX-2075	DOX-2075	DOX-0150	DOX-0150
2.0	Petrol	105	M4R 710;M4R 714	01/11-					DOX-2075	DOX-2075	DOX-0150	DOX-0150
2.0 CVT	Petrol	103	M4R 711;M4R 713	02/09-					DOX-2075	DOX-2075	DOX-0150	DOX-0150
2.0 R.S.	Petrol	195/201	F4R 874	11/08-						DOX-2076		DOX-0150
2.0 R.S.	Petrol	195/201	F4R 874	11/08-			Eng No: > 140414		DOX-2076		DOX-0150	
2.0 TCe	Petrol	132/140/ 162/184	F4R 870;F4R 872;F4R 874	11/08-						DOX-2076		DOX-0150
2.0 TCe	Petrol	132/140/ 162/184	F4R 870;F4R 872;F4R 874	11/08-			Eng No: > 140414		DOX-2076		DOX-0150	
2.0 TCe 220	Petrol	162	F4R 874	11/13-						DOX-2076		DOX-0150
2.0 TCe 220	Petrol	162	F4R 874	11/13-			Eng No: > 140414		DOX-2076		DOX-0150	
<b>MEGANE IV (15-)</b>												
1.2 TCe 100	Petrol	74	H5F 408	11/15-					DOX-0590			
1.2 TCe 130	Petrol	97	H5F 408	11/15-					DOX-0590			
1.6 TCe 165	Petrol	121	M5M 450	07/17-			Eng No: > 150701			DOX-0603		
1.6 TCe 165	Petrol	121	M5M 450	07/17-			Eng No: 150701>		DOX-0631			
1.6 TCe 205	Petrol	151	M5M 450	11/15-			Eng No: > 150701			DOX-0603		
1.6 TCe 205	Petrol	151	M5M 450	11/15-			Eng No: 150701>		DOX-0631			
<b>MEGANE Scénic (96-99)</b>												
1.4 i	Petrol	55	E7J 764	01/97-09/99					DOX-1350		DOX-0116	
1.6 16V	Petrol	79	K4M 700;K4M 701;K4M 704; K4M 708	04/98-10/99					DOX-2002	DOX-2002	DOX-0150	DOX-0150
1.6 e	Petrol	66	K7M 702;K7M 703	10/96-10/99					DOX-1350		DOX-0116	
1.6 i	Petrol	55	K7M 720	01/97-09/99					DOX-1350		DOX-0116	
2.0 i	Petrol	80/84	F3R 750;F3R 751;F3R 791; F3R 796	01/97-09/99					DOX-1572		DOX-0114	
2.0 RXE 4x4	Petrol	84	F3R 750	05/97-10/99					DOX-1572		DOX-0114	
<b>MODUS (04-)</b>												
1.2	Petrol	48/55	D4F 740	12/04-12/07	M						DOX-0121	DOX-0121
1.2 TCe 100	Petrol	75	D4F 784	05/07-					DOX-2075	DOX-2076	DOX-0150	DOX-0150
1.2 TCe 100	Petrol	75	D4F 784	05/07-					DOX-2076			
1.2 TCe 100	Petrol	75	D4F 784	05/07-			Eng No: > 060628				DOX-0121	
1.2 TCe 100	Petrol	75	D4F 786	04/11-12/15							DOX-0150	DOX-0150
1.4	Petrol	72	K4J 770;K4J 780	12/04-					DOX-2002	DOX-2002	DOX-0150	DOX-0150
1.6	Petrol	65/82	K4M 790;K4M 791;K4M 794; K4M 800;K4M 801	12/04-					DOX-2002	DOX-2002	DOX-0150	DOX-0150
<b>RAPID (85-98)</b>												
1.2	Petrol	40	C3G 710;C3G 712	09/91-03/98					DOX-1556		DOX-0123	
1.4	Petrol	43/55/59	E6J 734;E6J 738;E7J 720; E7J 724;E7J 726;E7J 728; E7J 773	09/91-03/98					DOX-1350		DOX-0116	
1.4	Petrol	43/55/59	E6J 734;E6J 738;E7J 720; E7J 724;E7J 726;E7J 728; E7J 773	09/91-03/98					DOX-1501		DOX-0125	
1.4	Petrol	43/55/59	E6J 734;E6J 738;E7J 720; E7J 724;E7J 726;E7J 728; E7J 773	09/91-03/98					DOX-1502			
1.4 Cat	Petrol	43	C3J 700;C3J 702;C3J 760; C3J 762	08/88-03/98					DOX-1006		DOX-0116	
1.4 Cat	Petrol	43	C3J 700;C3J 702;C3J 760; C3J 762	08/88-03/98					DOX-1501		DOX-0125	
<b>SAFRANE I (92-96)</b>												
2.0	Petrol	77	J7R 732;J7R 733	11/92-07/96					DOX-1350		DOX-0116	
2.0 12V	Petrol	97	J7R 734;J7R 735	04/92-07/96					DOX-1350		DOX-0116	
2.2	Petrol	79/101	J7T 760;J7T 761;J7T 762	04/92-07/96					DOX-1350		DOX-0116	
3.0	Petrol	125	Z7X 723	02/93-06/96					DOX-1350		DOX-0116	

# Lambda Sensors







## Application Tables

			KW					L/R	Direct Fit		Universal	
									Before	After	Before	After
<b>RENAULT continued</b>												
<b>SAFRANE I (92-96) continued</b>												
3.0 Bi-Turbo 4x4	Petrol	193	Z7X 726	02/93-07/96					DOX-1350		DOX-0116	
3.0 V6	Petrol	123	Z7X 721;Z7X 722;Z7X 723; Z7X 753	12/92-07/96					DOX-1350		DOX-0116	
3.0 V6 4x4	Petrol	123	Z7X 721;Z7X 722;Z7X 723	12/92-07/96					DOX-1350		DOX-0116	
<b>SAFRANE II (96-00)</b>												
3.0 V6	Petrol	123	Z7X 755	07/96-12/00					DOX-1350		DOX-0116	
<b>SANDERO I (Stepway) (07-)</b>												
1.6	Petrol	64/75	K7M 710	12/07-						DOX-2075		DOX-0150
<b>SCÉNIC I (99-03)</b>												
1.4 16V	Petrol	70	K4J 714;K4J 750	09/99-08/03					DOX-2002	DOX-2002	DOX-0150	DOX-0150
1.6	Petrol	75/79	K4M 700;K4M 706;K4M 707; K4M 708;K4M 709;K4M 776	09/99-09/03					DOX-2002	DOX-2002	DOX-0150	DOX-0150
1.6 BiFuel	Petrol/ Liquified Petroleum Gas (LPG)	79	K4M 704;K4M 712	09/99-04/01					DOX-2002	DOX-2002	DOX-0150	DOX-0150
1.8 16V	Petrol	85	F4P 720;F4P 722	01/01-08/03					DOX-2002	DOX-2002	DOX-0150	DOX-0150
1.8 4x4	Petrol	85	F4P 722	07/00-04/01					DOX-2002	DOX-2002	DOX-0150	DOX-0150
2.0 16V	Petrol	102	F4R 740;F4R 741;F4R 744; F4R 746;F4R 747	09/99-08/03					DOX-2002	DOX-2002	DOX-0150	DOX-0150
2.0 16V RX4	Petrol	102	F4R 744;F4R 746	06/00-08/03					DOX-2002	DOX-2002	DOX-0150	DOX-0150
<b>SCÉNIC II (03-10)</b>												
1.4	Petrol	72	K4J 730;K4J 740;K4J 770	06/03-11/08					DOX-2002	DOX-2002	DOX-0150	DOX-0150
1.6	Petrol	77/83	K4M 761;K4M 782;K4M 788	06/03-11/08					DOX-2002	DOX-2002	DOX-0150	DOX-0150
1.6 16V	Petrol	82	K4M 706;K4M 766;K4M 812; K4M 813	10/05-11/08					DOX-2002	DOX-2002	DOX-0150	DOX-0150
1.6 BiFuel	Petrol/ Liquified Petroleum Gas (LPG)	83	K4M 764	08/03-05/06							DOX-0150	DOX-0150
1.6 Hi-Flex	Petrol/ Ethanol	81	K4M 766	03/05-07/10							DOX-0150	DOX-0150
2.0	Petrol	99/101/ 103	F4R 746;F4R 770;F4R 771	06/03-07/10					DOX-2002	DOX-2002	DOX-0150	DOX-0150
2.0 16V Turbo	Petrol	120	F4R 776	05/04-11/08					DOX-2002	DOX-2002	DOX-0150	DOX-0150
<b>SCÉNIC III (09-)</b>												
1.2 TCe	Petrol	85/97	H5F 400;H5F 404;H5F 408	04/12-					DOX-0590	DOX-2076	DOX-0150	DOX-0150
1.2 TCe	Petrol	85/97	H5F 400;H5F 404;H5F 408	04/12-					DOX-2076			
1.4 16V	Petrol	96	H4J 700	02/09-					DOX-0590	DOX-2076	DOX-0150	DOX-0150
1.4 16V	Petrol	96	H4J 700	02/09-					DOX-2076			
1.6 16V	Petrol	81	K4M 858;K4M R 858	02/09-					DOX-2075	DOX-2075	DOX-0150	DOX-0150
1.6 E85	Petrol/ Ethanol	81	K4M 866	02/09-					DOX-2075	DOX-2075	DOX-0150	DOX-0150
2.0 16V	Petrol	103	M4R 710;M4R 711;M4R 713	02/09-					DOX-2075	DOX-2075	DOX-0150	DOX-0150
<b>SPORT Spider (95-99)</b>												
2.0	Petrol	108	F7R 710	12/95-08/96					DOX-1572		DOX-0114	
2.0 16V	Petrol	110	F7R 710	03/95-10/99					DOX-1572		DOX-0114	
<b>SUPER 5 (84-96)</b>												
1.4	Petrol	44	C3J 700	09/85-07/86					DOX-1006		DOX-0125	
1.4 Cat	Petrol	43	C3J 700;C3J 702;C3J 760	10/85-12/96					DOX-1006		DOX-0116	
1.4 Cat	Petrol	43	C3J 700;C3J 702;C3J 760	10/85-12/96					DOX-1501		DOX-0125	
1.7	Petrol	54	F3N 716;F3N 717	10/86-03/95					DOX-1501		DOX-0116	
1.7 i	Petrol	69	F3N 702;F3N 722	10/86-08/91					DOX-1501		DOX-0116	
<b>TALISMAN (15-)</b>												
1.6 TCe 150	Petrol	110	M5M 450	11/15-							DOX-0603	
1.6 TCe 150	Petrol	110	M5M 450	11/15-						DOX-0631		
1.6 TCe 200	Petrol	147	M5M 450	11/15-							DOX-0603	
1.6 TCe 200	Petrol	147	M5M 450	11/15-						DOX-0631		
<b>THALIA I (98-)</b>												
1.2 16V	Petrol	55	D4F 706;D4F 712;D4F 728	04/02-06/06							DOX-0121	DOX-0121
1.4	Petrol	55	K7J 700	08/00-								DOX-0121
1.4 16V	Petrol	72	K4J 712	04/01-					DOX-2002	DOX-2002	DOX-0150	DOX-0150
1.6	Petrol	66	K7M 746	10/08-							DOX-0121	DOX-0121





# Lambda Sensors







## Application Tables

			KW					L/R	Direct Fit		Universal	
									Before	After	Before	After
<b>RENAULT continued</b>												
<b>THALIA I (98-) continued</b>												
1.6 16V	Petrol	79	K4M 740	07/00-02/09					DOX-2002	DOX-2002	DOX-0150	DOX-0150
<b>THALIA II (08-)</b>												
1.6 16V	Petrol	77	K4M 743	09/08-					DOX-2002	DOX-2002	DOX-0150	DOX-0150
<b>TRAFIC (89-01)</b>												
2.2	Petrol	70/74	J7T 600;J7T 780	05/89-04/98					DOX-1350		DOX-0116	
2.2 4x4	Petrol	70/74	J7T 600;J7T 780	05/89-04/98					DOX-1350		DOX-0116	
<b>TRAFIC II (01-)</b>												
2.0	Petrol	88	F4R 720;F4R 722	03/01-					DOX-2002	DOX-2002	DOX-0150	DOX-0150
2.0 16V	Petrol	86	F4R 820	08/06-					DOX-2002	DOX-2002	DOX-0150	DOX-0150
<b>TWINGO I (93-07)</b>												
1.2	Petrol	40/43	D7F 700;D7F 701;D7F 702; D7F 703;D7F 704;D7F 706	05/96-06/07					DOX-1503	DOX-2002	DOX-0114	DOX-0150
1.2	Petrol	40/43	D7F 700;D7F 701;D7F 702; D7F 703;D7F 704;D7F 706	05/96-06/07					DOX-2002		DOX-0116	
1.2	Petrol	40/43	D7F 700;D7F 701;D7F 702; D7F 703;D7F 704;D7F 706	05/96-06/07							DOX-0150	
1.2	Petrol	40	C3G702	03/93-10/96					DOX-1350		DOX-0116	
1.2	Petrol	40	C3G700	03/93-10/96					DOX-1556		DOX-0123	
1.2 16V	Petrol	44/55	D4F 702;D4F 708	01/01-06/06	M						DOX-0121	DOX-0121
1.2 LPG	Petrol/ Liquified Petroleum Gas (LPG)	44	D7F 702;D7F 708	10/03-06/07					DOX-2002	DOX-2002	DOX-0150	DOX-0150
<b>TWINGO II (07-)</b>												
1.2	Petrol	43	D7F 800	03/07-09/14					DOX-2002	DOX-2002	DOX-0150	DOX-0150
1.2 TCe 100	Petrol	75	D4F 780;D4F 782	03/07-	5MTM				DOX-2076	DOX-2076	DOX-0150	DOX-0150
1.6 RS	Petrol	98	K4M 854	05/08-09/14					DOX-2075	DOX-2075	DOX-0150	DOX-0150
<b>VEL SATIS (02-)</b>												
2.0 16V Turbo	Petrol	120/125	F4R 762;F4R 763;F4R 766; F4R 767	06/02-					DOX-2002	DOX-2002	DOX-0150	DOX-0150
2.0 Turbo	Petrol	108	F4R 867	04/05-					DOX-2002	DOX-2002	DOX-0150	DOX-0150
<b>WIND (10-)</b>												
1.2 TCe 100	Petrol	75	D4F 780;D4F 782	07/10-	5MTM				DOX-2076	DOX-2076	DOX-0150	DOX-0150
1.6	Petrol	98	K4M 854	07/10-					DOX-2075	DOX-2075	DOX-0150	DOX-0150
<b>ROVER</b>												
<b>25 (99-05)</b>												
1.1 16V	Petrol	55	11 K4F	01/04-05/05	M				DOX-2017	DOX-2042	DOX-0150	DOX-0150
1.4 16V	Petrol	76	14 K4F	10/99-05/05					DOX-2017	DOX-2042	DOX-0150	DOX-0150
1.4 16V	Petrol	62	14 K4M	10/99-07/04	M				DOX-2017	DOX-2042	DOX-0150	DOX-0150
1.6 16V	Petrol	80	16 K4F	10/99-05/05					DOX-2017	DOX-2042	DOX-0150	DOX-0150
1.8 16V	Petrol	107	18 K4K	02/00-07/04					DOX-2017		DOX-0150	
1.8 16V	Petrol	85	18 K4F	10/99-05/05	ATM				DOX-2017		DOX-0150	
<b>45 (00-05)</b>												
1.4	Petrol	76	14 K4F	02/00-05/05					DOX-2017	DOX-2042	DOX-0150	DOX-0150
1.6	Petrol	80	16 K4F	02/00-05/05					DOX-2017	DOX-2042	DOX-0150	DOX-0150
1.8	Petrol	86	18 K4F	02/00-05/05					DOX-2017	DOX-2042	DOX-0150	DOX-0150
2.0 V6	Petrol	110	20 K4F	02/00-05/05						DOX-2042		DOX-0150
2.0 V6	Petrol	110	20 K4F	02/00-05/05			L/R				DOX-0119	
<b>75 (99-05)</b>												
1.8	Petrol	88	K 1.8	02/99-05/05							DOX-0119	DOX-0119
1.8 Turbo	Petrol	110	18 K4G	05/03-05/05							DOX-0119	DOX-0119
2.0 V6	Petrol	110	20 K4F	02/99-05/05							DOX-0119	DOX-0119
2.0 V6	Petrol	110	20 K4F	08/01-05/05			L/R				DOX-0119	
2.5 V6	Petrol	130	25 K4F;KV 6	02/99-05/05								DOX-0119
2.5 V6	Petrol	130	25 K4F;KV 6	02/99-05/05			L/R				DOX-0119	
<b>100 / METRO (90-98)</b>												
111	Petrol	44	11 K2D	04/94-10/97							DOX-0120	
111 C/L/S	Petrol	44	11 K2A;11 K2D	03/90-12/98							DOX-0120	
114	Petrol	55/75	14 K2A;14 K2D;14 K4F	04/94-10/98							DOX-0120	
114 GSi	Petrol	76	14 K4F	10/94-10/95							DOX-0120	
114 GTI 16V	Petrol	69/76	14 K4C;14 K4D;14 K4F	03/90-12/98							DOX-0120	
114 GTI/GT 16V Cat	Petrol	66	14 K4C;14 K4D	03/90-12/98							DOX-0120	
114 S/L/GTA	Petrol	55	14 K2A;14 K2D	03/90-12/98							DOX-0120	
<b>200 (RF) (95-00)</b>												
211	Petrol	44	11 K2D	01/98-11/99							DOX-0120	
214 i	Petrol	55	14 K2F	11/95-11/99							DOX-0120	
214 Si	Petrol	76	14 K4F	11/95-11/99							DOX-0120	

# Lambda Sensors







## Application Tables






			KW					L/R	Direct Fit		Universal	
									Before	After	Before	After
<b>ROVER continued</b>												
<b>200 (RF) (95-00) continued</b>												
216 Si	Petrol	82	16 K4F	11/95-06/99							DOX-0120	
218 K Vi	Petrol	107	18 K4K	11/95-11/99							DOX-0120	
218 Si	Petrol	88	18 K4F	08/99-11/99							DOX-0120	
<b>200 (XW) (89-99)</b>												
214	Petrol	55	14 K2A;14 K2D	09/93-12/95							DOX-0120	
214 GSi/Si	Petrol	70/76	14 K4C;14 K4F	01/90-10/95							DOX-0120	
214 Si/Gsi	Petrol	66	14 K4C;14 K4D	10/89-10/95							DOX-0120	
216	Petrol	82	16 K4F	01/96-12/97							DOX-0120	
216	Petrol	90	D 16 A8	10/92-06/99					DOX-1004		DOX-0125	
216 GSi	Petrol	82/85	D 16 A7;D 16 Z2	10/89-12/95					DOX-1004		DOX-0125	
216 GTi	Petrol	90/96	D 16 A8;D 16 A9	01/90-10/95					DOX-1004		DOX-0125	
220 GSi	Petrol	100	20 T4H	05/94-06/99							DOX-0120	
220 GTi	Petrol	100/103	20 M4F;20 T4H	09/91-10/95							DOX-0120	
220 Turbo	Petrol	147	20 T4G	10/92-06/99							DOX-0120	
<b>400 (90-98)</b>												
1.6 i	Petrol	82/90	D 16 A8;D 16 Z2	05/94-11/98					DOX-1004		DOX-0125	
1.8 i	Petrol	107	18 K4K	06/96-11/98							DOX-0120	
2.0 i	Petrol	100	20 T4H	05/94-11/98							DOX-0120	
414	Petrol	70	14 K4C	01/93-04/95							DOX-0120	
414 GSi/Si	Petrol	66	14 K4C;14 K4D	04/90-04/95							DOX-0120	
414 GSi/Si Cat	Petrol	76	14 K4F	10/92-04/95							DOX-0120	
416 GSi	Petrol	82	D 16 Z2	04/90-04/95					DOX-1004		DOX-0125	
416 GSi/GSE	Petrol	85	D 16 A7	04/90-04/95					DOX-1004		DOX-0125	
416 GTi	Petrol	90	D 16 A8	04/90-04/95					DOX-1004		DOX-0125	
416 GTi/GTE	Petrol	96	D 16 A9	04/90-04/95					DOX-1004		DOX-0125	
420 GSi/SLi/GTi/Vite	Petrol	100	20 T4H	01/93-04/95							DOX-0120	
420 GTi/GSi/Vitesse	Petrol	103	20 M4F	02/92-04/95							DOX-0120	
420 Turbo	Petrol	147	20 T4G	01/93-04/95							DOX-0120	
<b>400 (95-00)</b>												
414	Petrol	55	14 K2F	03/96-12/99							DOX-0120	
414 Si	Petrol	76	14 K4F	05/95-03/00							DOX-0120	
416 Si	Petrol	82/85	16 K4F;D 16 Y3;D16B2	03/95-03/00							DOX-0120	
420 Si Lux	Petrol	100	20 T4H	12/95-03/00							DOX-0120	
<b>600 (93-99)</b>												
618 i/Si	Petrol	85	F 18 A3	03/96-02/99					DOX-1320		DOX-0132	
620 i	Petrol	85	F 20 Z2	08/93-06/96					DOX-1320		DOX-0132	
620 Si	Petrol	96	F 20 Z1	08/93-02/99					DOX-1320		DOX-0132	
620 Ti Vitesse	Petrol	147	20 T4G	05/94-08/98							DOX-0120	
623 Si	Petrol	116	H 23 A3	08/93-06/99					DOX-1320		DOX-0132	
<b>800 (86-99)</b>												
820 16V Turbo	Petrol	132	T 16	11/91-02/99							DOX-0120	
820 16V Turbo	Petrol	132	T 16	01/92-12/95	M						DOX-0120	
820 I/Si	Petrol	100	20 T4H	01/92-02/99							DOX-0120	
827 24V	Petrol	124	C 27 A1	08/92-02/99		+ Catalyst	Front		DOX-1004			
827 24V	Petrol	124	C 27 A1	08/92-02/99			Front/Rear				DOX-0125	
827 24V	Petrol	124	C 27 A1	08/92-02/99		+ Catalyst	Front/Rear				DOX-0125	
827 24V I/Si Cat	Petrol	124	C 27 A1	01/92-02/99		+ Catalyst	Front		DOX-1004			
827 24V I/Si Cat	Petrol	124	C 27 A1	01/92-02/99			Front/Rear				DOX-0125	
827 24V I/Si Cat	Petrol	124	C 27 A1	01/92-02/99		+ Catalyst	Front/Rear				DOX-0125	
827 Si/Sterling Catalytic-Conv	Petrol	124	C 27 A1	02/88-02/99		+ Catalyst	Front		DOX-1004			
827 Si/Sterling Catalytic-Conv	Petrol	124	C 27 A1	02/88-02/99			Front/Rear				DOX-0125	
827 Si/Sterling Catalytic-Conv	Petrol	124	C 27 A1	02/88-02/99		+ Catalyst	Front/Rear				DOX-0125	
827 Vitesse Catalytic-Conv	Petrol	124	C 27 A1	10/88-12/91		+ Catalyst	Front		DOX-1004			
827 Vitesse Catalytic-Conv	Petrol	124	C 27 A1	10/88-12/91			Front/Rear				DOX-0125	
827 Vitesse Catalytic-Conv	Petrol	124	C 27 A1	10/88-12/91		+ Catalyst	Front/Rear				DOX-0125	
<b>CABRIOLET (90-99)</b>												
214 1.4	Petrol	66/70	14 K4C;14 K4D	04/90-11/99							DOX-0120	
214 1.4i 16V	Petrol	76	14 K4F	01/93-11/99							DOX-0120	







			KW					L/R	Direct Fit		Universal	
									Before	After	Before	After
<b>ROVER continued</b>												
<b>CABRIOLET (90-99) continued</b>												
216 1.6i	Petrol	90	D 16 A8	01/92-11/99					DOX-1004		DOX-0125	
216 1.6i 16V	Petrol	82	16 K4F	01/96-11/99					DOX-1004		DOX-0125	
<b>COUPE (96-99)</b>												
1.6 16V	Petrol	82	16 K4F	03/96-11/99							DOX-0120	
1.8 16V	Petrol	107	18 K4K	03/96-11/99							DOX-0120	
<b>MINI (91-01)</b>												
1.3 S	Petrol	46	12 A2L	02/98-05/01							DOX-0120	
1300	Petrol	37/39/46	12 A2A;12 A2B;12 A2D; 12 A2E;12 A2L	01/91-11/00							DOX-0120	
1300 / Cooper	Petrol	45	12 A2A	06/91-02/94							DOX-0120	
<b>STREETWISE (03-05)</b>												
1.4	Petrol	62/76	14 K4F;14 K4M	08/03-05/05					DOX-2017	DOX-2042	DOX-0150	DOX-0150
1.6	Petrol	80	16 K4F	01/04-05/05					DOX-2017	DOX-2042	DOX-0150	DOX-0150
1.8	Petrol	86	18 K4F	08/03-05/05					DOX-2017		DOX-0150	
<b>SAAB</b>												
<b>9-3 (98-03)</b>												
2.0 SE Turbo	Petrol	147	B204R	02/98-09/02							DOX-0117	
2.0 Turbo	Petrol	113/136	B204E;B204L	10/98-08/03							DOX-0117	
2.0 Turbo	Petrol	110/151	B205E;B205R	03/99-08/03					DOX-2021	DOX-2022	DOX-0150	DOX-0150
2.0 Turbo	Petrol	110	B205E	01/01-08/03	M				DOX-2021	DOX-2022	DOX-0150	DOX-0150
2.3	Petrol	169	B235R	09/99-01/02					DOX-2021	DOX-2022	DOX-0150	DOX-0150
2.3 Turbo	Petrol	165	B235R	10/98-08/03					DOX-2021	DOX-2022	DOX-0150	DOX-0150
<b>9-3 (02-15)</b>												
1.8 i	Petrol	90	Z 18 XE	01/04-02/15					DOX-1569	DOX-1568	DOX-0119	DOX-0119
1.8 t BioPower	Petrol/ Ethanol	110/129	B207E;B207L	01/07-02/15					DOX-2005	DOX-2022	DOX-0150	DOX-0150
1.8t	Petrol	110	B207E	09/02-02/15					DOX-2005	DOX-2022	DOX-0150	DOX-0150
1.8t 2.0	Petrol	110	B207E	03/05-02/15					DOX-2005	DOX-2022	DOX-0150	DOX-0150
2.0	Petrol	143	B207L	04/06-09/07					DOX-2005	DOX-2022	DOX-0150	DOX-0150
2.0 t	Petrol	110/120/ 129/147/ 154/177	B207E;B207G;B207L;B207M ; B207R	09/02-02/15					DOX-2005	DOX-2022	DOX-0150	DOX-0150
2.0 t BioPower	Petrol/ Ethanol	110/120/ 129/145/ 147/154	B207E;B207H;B207L;B207M ; B207R	09/02-02/15					DOX-2005	DOX-2022	DOX-0150	DOX-0150
2.0 t BioPower XWD	Petrol/ Ethanol	120/154	B207H;B207R	01/07-02/15					DOX-2005	DOX-2022	DOX-0150	DOX-0150
2.0 t XWD	Petrol	120/154/ 177	B207G;B207R	01/07-02/15					DOX-2005	DOX-2022	DOX-0150	DOX-0150
2.0 Turbo Performance	Petrol	185	B207R	04/04-02/15					DOX-2005	DOX-2022	DOX-0150	DOX-0150
2.0 Turbo XWD	Petrol	154	B207R	01/08-02/15					DOX-2005	DOX-2022	DOX-0150	DOX-0150
2.8 Turbo V6	Petrol	184/188/ 203/206	B284L;B284R;LP9	03/05-02/15						DOX-2050		DOX-0150
2.8 Turbo V6 XWD	Petrol	206	B284R	05/08-12/11						DOX-2050		DOX-0150
<b>9-3X (09-15)</b>												
2.0 t BioPower XWD	Petrol/ Ethanol	154	B207R	02/09-12/12					DOX-2005	DOX-2022	DOX-0150	DOX-0150
2.0 t XWD	Petrol	154	B207R	02/09-02/15					DOX-2005	DOX-2022	DOX-0150	DOX-0150
<b>9-5 (97-09)</b>												
2.0 t	Petrol	141	B205E	10/98-07/00							DOX-0117	
2.0 t	Petrol	110/136	B205E;B205L	09/97-12/09					DOX-2021	DOX-2022	DOX-0150	DOX-0150
2.0 t	Petrol	110/136	B205E;B205L	09/97-12/09			Leaded				DOX-0117	
2.0 t Biopower	Petrol/ Ethanol	110/132	B205E	01/05-12/09					DOX-2021	DOX-2022	DOX-0150	DOX-0150
2.0 t Biopower	Petrol/ Ethanol	110/132	B205E	01/05-12/09			Leaded				DOX-0117	
2.0 Turbo SE	Petrol	141	B205E	10/98-07/00					DOX-2021	DOX-2022	DOX-0150	DOX-0150
2.0 Turbo SE	Petrol	141	B205E	10/98-07/00			Leaded				DOX-0117	
2.3 t	Petrol	125/136	B235E	09/97-12/09					DOX-2021	DOX-2022	DOX-0150	DOX-0150
2.3 t	Petrol	125/136	B235E	09/97-12/09			Leaded				DOX-0117	
2.3 t BioPower	Petrol/ Ethanol	136/152/ 154	B235E;B235R	11/06-12/09					DOX-2021	DOX-2022	DOX-0150	DOX-0150
2.3 t BioPower	Petrol/ Ethanol	136/152/ 154	B235E;B235R	11/06-12/09			Leaded				DOX-0117	
2.3 Turbo	Petrol	134/162/ 169/184/ 188/191/ 224	B235E;B235L;B235R	10/99-12/09					DOX-2021	DOX-2022	DOX-0150	DOX-0150
2.3 Turbo	Petrol	134/162/ 169/184/ 188/191/ 224	B235E;B235L;B235R	10/99-12/09			Leaded				DOX-0117	
3.0 V6t	Petrol	147	B308E	01/98-08/03			Ch: Y3040000>		DOX-2021	DOX-2009	DOX-0150	DOX-0150







# Lambda Sensors

## Application Tables

			KW					L/R	Direct Fit		Universal	
									Before	After	Before	After
<b>SAAB continued</b>												
<b>9-5 (97-09) continued</b>												
3.0 V6t	Petrol	147	B308E	01/98-12/09	ATM	Ch: >Y3040000					DOX-0117	
<b>900 II (93-98)</b>												
2.0 -16 Turbo	Petrol	136	B204L	07/93-09/95							DOX-0116	
2.0 -16 Turbo	Petrol	136	B204L	10/95-02/98		Leaded					DOX-0117	
2.0 i	Petrol	96	B204I	12/93-02/98							DOX-0116	
<b>9000 (84-98)</b>												
2.3 -16 Aero CS	Petrol	165	B234R	02/93-12/98		Leaded					DOX-0117	
2.3 -16 CD Turbo	Petrol	147	B234L	07/90-12/98		Leaded					DOX-0117	
2.3 -16 EcoPower	Petrol	125	B234E	09/93-12/98		Leaded					DOX-0117	
<b>SEAT</b>												
<b>ALHAMBRA (7V) (96-10)</b>												
1.8 T 20V	Petrol	110	AJH	10/97-03/10					DOX-1552		DOX-0117	
1.8 T 20V	Petrol	110	AWC	10/97-03/10						DOX-2027		DOX-0150
2.0 i	Petrol	85	ATM	04/96-03/10						DOX-2027		DOX-0150
2.8 V6	Petrol	150	AYL	06/00-03/10						DOX-2047		DOX-0150
2.8 V6 4motion	Petrol	150	AYL	06/00-03/10						DOX-2047		DOX-0150
<b>ALHAMBRA (710) (10-)</b>												
1.4 TSI	Petrol	110	CAVA;CTHA	06/10-								DOX-0150
1.8 TSI	Petrol	118	CDA A	11/12-								DOX-0150
2.0 TSI	Petrol	147	CCZA	11/10-05/12								DOX-0150
<b>ALTEA (XL) (5P) (04-)</b>												
1.2 TSI	Petrol	77	CBZB	04/10-						DOX-1704		DOX-0119
1.4 16V	Petrol	63	BXW;CGGB	05/06-					DOX-1702	DOX-1702	DOX-0119	DOX-0119
1.4 TSI	Petrol	92	CAXC	11/07-					DOX-1703	DOX-1702	DOX-0119	DOX-0119
1.6	Petrol	75	BGU;BSE;BSF;CCSA	03/04-						DOX-1702		DOX-0119
1.6 LPG	Petrol/ Liquified Petroleum Gas (LPG)	75	CHGA	09/09-						DOX-1702		DOX-0119
1.6 Multifuel	Petrol/ Ethanol	75	BSE;BSF;CCSA;CMXA	10/06-11/10						DOX-1702		DOX-0119
1.8 TFSI	Petrol	118	CDA A	01/07-						DOX-2041		DOX-0150
1.8 TFSI	Petrol	118	BYT;BZB	01/07-		Ch: >5P-8-070 000			DOX-2061		DOX-0150	
2.0 FSI	Petrol	110	BVY	10/06-03/09			Rear					DOX-0150
2.0 FSI	Petrol	110	BVY;BVZ	10/06-03/09			Front Left					DOX-0150
2.0 FSI	Petrol	110	BLR;BVY	05/04-03/09			Front Left/ Rear					DOX-0150
2.0 FSI	Petrol	110	BLR;BVY;BVZ	05/04-03/09			Front Right			DOX-2069		
2.0 TFSI	Petrol	147	BWA	04/06-05/09								DOX-0150
2.0 TFSI	Petrol	147	BWA	04/06-05/09		Ch: >5P-8-070 000				DOX-2016		
2.0 TFSI	Petrol	147	BWA	04/06-05/09		Ch: 5P-8-070 001>				DOX-2041		
2.0 TFSI 4x4	Petrol	155	CCZB	05/09-						DOX-2016		DOX-0150
2.0 TFSI 4x4	Petrol	147	BWA	06/07-05/09								DOX-0150
2.0 TFSI 4x4	Petrol	147	BWA	06/07-05/09		Ch: >5P-8-070 000				DOX-2016		
2.0 TFSI 4x4	Petrol	147	BWA	06/07-05/09		Ch: 5P-8-070 001>				DOX-2041		
<b>AROSA (6H) (97-04)</b>												
1.0	Petrol	37	AER	05/97-06/04					DOX-1573		DOX-0114	
1.0	Petrol	37	ALL	05/97-06/04					DOX-1551		DOX-0117	
1.0	Petrol	37	AHT	10/98-01/01					DOX-1552		DOX-0117	
1.0	Petrol	37	AUC	05/97-06/04		Ch: 6H-3-009 601>				DOX-2030		DOX-0150
1.0	Petrol	37	ANV;AUC	05/97-06/04		Ch: >6H-3-009 600				DOX-2038		DOX-0150
1.4	Petrol	44	AEX;AKV;APQ	05/97-06/04					DOX-1551		DOX-0117	
1.4	Petrol	44	AUD	05/97-06/04		Ch: >6H-3-002 400				DOX-2038		DOX-0150
1.4	Petrol	44	AUD	05/97-06/04		Ch: 6H-3-002 401>				DOX-2030		DOX-0150
1.4	Petrol	44	ANW	05/97-06/04		Ch: >6H-3-009 600				DOX-2038		DOX-0150
1.4 16V	Petrol	74	AFK	01/00-06/04					DOX-1551		DOX-0117	
1.4 16V	Petrol	74	AQQ;AUB	01/00-06/04						DOX-1562		DOX-0119

			KW					L/R	Direct Fit		Universal	
									Before	After	Before	After
<b>SEAT continued</b>												
<b>CORDOBA (6K1) (93-99)</b>												
1.0 i	Petrol	37	AER;ALD;ANV;AUC	09/96-10/02			Ch: > 6K-V-165 000				DOX-0114	
1.0 i	Petrol	37	AER;ALD;ANV;AUC	09/96-10/02			Ch: 6K-V-165 001>				DOX-0117	
1.0 i	Petrol	37	AER;ALD;ANV;AUC	09/96-10/02			Ch: 6K-V-165 001>6K-X-127 000		DOX-1171			
1.0 i	Petrol	37	AER;ALD;ANV;AUC	09/96-10/02			Ch: 6K-X-127 001>		DOX-1551			
1.4 i	Petrol	44	AEX	07/96-12/02			Ch: > 6K-V-165 000				DOX-0114	
1.4 i	Petrol	44	AEX	09/96-12/02			Ch: 6K-V-165 001>6K-X-127 000		DOX-1171		DOX-0117	
1.4 i	Petrol	44	ABD	06/94-11/95					DOX-1172		DOX-0114	
1.4 i	Petrol	44	ABD	06/94-11/95							DOX-0118	
1.4 i	Petrol	44	AKV;APQ	09/96-12/02			Ch: 6K-V-165 001>6K-X-127 000		DOX-1171		DOX-0117	
1.4 i	Petrol	44	AKV;APQ	09/96-12/02			Ch: 6K-X-127 001>		DOX-1551		DOX-0117	
1.4 i 16V	Petrol	74	AFH;AQQ;AUB	09/96-10/02					DOX-1171		DOX-0117	
1.6 i	Petrol	55	1F	05/94-06/99			- Catalyst		DOX-1025		DOX-0116	
1.6 i	Petrol	55	1F	05/94-06/99			Ch: > 6K-TR075 000				DOX-0125	
1.6 i	Petrol	55	1F	05/94-06/99			Ch: 6K-TR075 001>				DOX-0114	
1.6 i	Petrol	55	ABU;AEE;ALM	02/93-12/02					DOX-1171		DOX-0117	
1.6 i	Petrol	74	AEH;AFT;AKL;APF;AUR	09/96-12/02							DOX-0118	
1.6 i	Petrol	55	ABU	09/93-08/94					DOX-1172		DOX-0118	
1.8 i	Petrol	66	ABS;ACC;ADZ	02/93-09/02			Ch: 6K-TR-075 001>				DOX-0114	
1.8 i	Petrol	66	ABS	02/93-09/02	ATM				DOX-1025		DOX-0116	
1.8 i	Petrol	66	ABS;ADZ	02/93-09/02			Ch: > 6K-TR-075 000				DOX-0125	
1.8 i 16V	Petrol	95	ADL	10/93-08/96			+ Catalyst		DOX-1172		DOX-0118	
2.0 i	Petrol	85	2E	02/93-06/99					DOX-1172		DOX-0118	
2.0 i	Petrol	85	2E	02/93-06/99			- Catalyst				DOX-0118	
<b>CORDOBA (6K2) (99-02)</b>												
1.4 16V	Petrol	55	APE;AUA	06/99-12/02						DOX-1567		DOX-0119
1.8 T 20V Cupra	Petrol	115	AQX;AYP	07/00-10/02							DOX-0150	
1.8 T 20V Cupra	Petrol	115	AQX;AYP	07/00-10/02			Ch: 6K-Y-045 785>			DOX-2038		DOX-0150
<b>CORDOBA (6L) (02-09)</b>												
1.2	Petrol	47	AZQ;BME	10/02-06/06						DOX-1559		DOX-0119
1.2	Petrol	47	BME	10/02-06/06					DOX-1707		DOX-0121	
1.2 12V	Petrol	51	BXV	05/06-11/09					DOX-1707	DOX-1559	DOX-0121	DOX-0119
1.4 16V	Petrol	63	BXW	05/06-11/09						DOX-1560		DOX-0119
1.4 16V	Petrol	63	BXW	05/06-11/09	M				DOX-1702		DOX-0119	
1.4 16V	Petrol	55/74	BBY;BBZ;BKY	09/02-11/09						DOX-1560		DOX-0119
1.6	Petrol	74	BAH	04/03-11/09						DOX-2000	DOX-0150	DOX-0150
1.6 16V	Petrol	77	BTS	11/06-11/09						DOX-1560		DOX-0119
1.6 16V	Petrol	77	BTS	11/06-11/09	M				DOX-1702		DOX-0119	
2.0	Petrol	85	AZL	09/02-11/09						DOX-2000		DOX-0150
2.0	Petrol	85	BBX	09/02-11/09					DOX-2000		DOX-0150	
<b>EXEO (3R) (08-13)</b>												
1.6	Petrol	75	ALZ	03/09-09/10						DOX-1566		DOX-0119
1.8 T	Petrol	110	CFMA	12/08-05/10								DOX-0150
1.8 TSI	Petrol	88/118	CDHA;CDHB	05/10-05/13						DOX-2041		DOX-0150
2.0 TFSI	Petrol	147	BWE	03/09-05/13						DOX-2036		DOX-0150
2.0 TFSI	Petrol	155	CDND	05/10-05/13						DOX-2041		DOX-0150
<b>IBIZA II (6K1) (93-99)</b>												
1.0	Petrol	33	AAU	03/93-09/96							DOX-0114	
1.0	Petrol	33	AAU	03/93-09/96			- Catalyst				DOX-0118	
1.0	Petrol	33	AAU	03/93-09/96			Ch: > 6K-ZR155 000; 6K-ZR700 000		DOX-1172			
1.0 i	Petrol	37	AER;ALD;ANV;AUC	09/96-02/02			Ch: > 6K-V-165 000				DOX-0114	
1.0 i	Petrol	37	AER;ALD;ANV;AUC	09/96-02/02			Ch: 6K-V-165 001>				DOX-0117	
1.0 i	Petrol	37	AER;ALD;ANV;AUC	09/96-02/02			Ch: 6K-V-165 001>6K-X-127 000		DOX-1171			







			KW					L/R	Direct Fit		Universal	
									Before	After	Before	After
<b>SEAT continued</b>												
<b>IBIZA II (6K1) (93-99) continued</b>												
1.0 i	Petrol	37	AER;ALD;ANV;AUC	09/96-02/02		Ch: 6K-X-127 001>			DOX-1551			
1.3 i	Petrol	40	AAV	03/93-08/99					DOX-1172		DOX-0118	
1.4 i	Petrol	44	AEX;AKV;APQ	09/93-02/02		Ch: > 6K-V-165 000					DOX-0114	
1.4 i	Petrol	44	AEX;AKV;APQ	09/93-02/02		Ch: 6K-V-165 001>					DOX-0117	
1.4 i	Petrol	44	AEX;AKV;APQ	09/93-02/02		Ch: 6K-V-165 001>6K-X-127 000			DOX-1171			
1.4 i	Petrol	44	AEX;AKV;APQ	09/93-02/02		Ch: 6K-X-127 001>			DOX-1551			
1.4 i	Petrol	44	ABD	09/93-02/02		Ch: > 6K-ZR155 000; 6K-ZR700 000			DOX-1172		DOX-0118	
1.4 i	Petrol	44	ABD	09/93-02/02		Ch: 6K-ZR155 001; 6K-ZR700 001>					DOX-0114	
1.4 i 16V	Petrol	74	AFH;AQQ;AUB	06/97-02/02					DOX-1171		DOX-0117	
1.6 i	Petrol	55	1F	09/94-06/99							DOX-0114	
1.6 i	Petrol	55	AEE;ALM	03/93-02/02					DOX-1171		DOX-0117	
1.6 i	Petrol	55	ABU	03/93-02/02		Ch: > 6K-ZR155 000; 6K-ZR700 000			DOX-1172		DOX-0118	
1.8 i	Petrol	66	ABS;ACC;ADZ	03/93-08/99		Ch: 6K-TR075 001>					DOX-0114	
1.8 i	Petrol	66	ABS	03/93-08/99		Ch: > 6K-TR075 000					DOX-0125	
1.8 i	Petrol	66	ABS	03/93-08/99	ATM				DOX-1025		DOX-0116	
1.8 i 16V	Petrol	95	ADL	11/93-08/96	M				DOX-1172		DOX-0118	
2.0 i	Petrol	85	2E	03/93-08/99		- Catalyist					DOX-0118	
2.0 i	Petrol	85	2E	03/93-08/99		+ Catalyist			DOX-1172		DOX-0118	
<b>IBIZA II (6K2) (99-02)</b>												
1.0 16V	Petrol	51	AVZ	10/99-02/02					DOX-1551		DOX-0117	
1.4 16V	Petrol	55	APE;AUA	05/00-02/02						DOX-1567		DOX-0119
1.8 T 20V Cupra	Petrol	115	AQX;AYP	07/00-02/02							DOX-0150	
1.8 T 20V Cupra	Petrol	115	AQX;AYP	07/00-02/02		Ch: 6K-Y-045 785>				DOX-2038		DOX-0150
<b>IBIZA III (6L) (02-09)</b>												
1.2	Petrol	44	BBM	06/07-05/08					DOX-1588	DOX-1565	DOX-0121	DOX-0119
1.2	Petrol	47	AZQ;BME	02/02-06/06						DOX-1559		DOX-0119
1.2	Petrol	47	BME	02/02-06/06					DOX-1707		DOX-0121	
1.2 12V	Petrol	51	BXV	05/06-11/09					DOX-1707	DOX-1559		DOX-0119
1.2 12V	Petrol	51	BME	05/06-11/09							DOX-0121	
1.4 16V	Petrol	63	BXW	05/06-11/09					DOX-1702	DOX-1560	DOX-0119	DOX-0119
1.4 16V	Petrol	55/74	AUB;BBY;BBZ;BKY	02/02-11/09						DOX-1560		DOX-0119
1.6	Petrol	74	BAH	02/03-11/09						DOX-2000	DOX-0150	DOX-0150
1.6 16V	Petrol	77	BTS	11/06-11/09					DOX-1702	DOX-1702	DOX-0119	DOX-0119
1.8 T Cupra R	Petrol	132	BBU;BLZ	01/04-02/08						DOX-2027		DOX-0150
1.8 T FR	Petrol	110	BJX;BKV	12/03-05/08						DOX-2027		DOX-0150
2.0	Petrol	85	AZL	04/02-11/09						DOX-2000		DOX-0150
2.0	Petrol	85	BBX	04/02-11/09					DOX-2000			
<b>IBIZA IV (6J, 6P) (08-17)</b>												
1.2	Petrol	44/51	BZG;CGPA;CGPB	03/08-05/15					DOX-1707	DOX-1559	DOX-0121	DOX-0119
1.2 TSI	Petrol	63/77	CBZA;CBZB	09/10-05/15						DOX-1704		DOX-0119
1.4	Petrol	63	CGGB	03/10-05/15						DOX-1560	DOX-0119	DOX-0119
1.4	Petrol	63	BXW;CGGB	03/08-05/15					DOX-1702	DOX-1560	DOX-0119	DOX-0119
1.4 TSI	Petrol	110	CAVF	01/09-05/15	ATM					DOX-2041		DOX-0150
1.4 TSI Cupra	Petrol	132	CAVE	06/09-05/15	ATM					DOX-2041		DOX-0150
1.6	Petrol	77	BTS	05/08-05/15					DOX-1702	DOX-1702	DOX-0119	DOX-0119
1.6 LPG	Petrol/ Liquified Petroleum Gas (LPG)	60	CNKA	05/11-05/15					DOX-1702	DOX-1702	DOX-0119	DOX-0119
<b>INCA (6K9) (95-03)</b>												
1.4 16V	Petrol	55	AUA	04/00-06/03						DOX-1567		DOX-0119
1.4 i	Petrol	44	AEX	11/95-06/03		Ch: > 9K-V-015 500					DOX-0114	
1.4 i	Petrol	44	AEX;APQ;AKV	11/95-06/03		Ch: 9K-V-015 501>					DOX-0117	
1.4 i	Petrol	44	AEX;APQ;AKV	11/95-06/03		Ch: 9K-V-015 501>9K-X-010 000			DOX-1171			

			KW					L/R	Direct Fit		Universal	
									Before	After	Before	After
<b>SEAT continued</b>												
<b>INCA (6K9) (95-03) continued</b>												
1.4 i	Petrol	44	AEX;APQ;AKV	11/95-06/03			Ch: 9K-X-010 001>		DOX-1551			
1.4 i	Petrol	44	AUD	11/95-06/03			Ch: >9K-1-010 200			DOX-2023		DOX-0150
1.4 i	Petrol	44	AUD	11/95-06/03			Ch: 9K-1-010 201>			DOX-2015		DOX-0150
1.6 i	Petrol	55	1F	11/95-05/98								DOX-0114
1.6 i	Petrol	55	AEE	06/97-09/00					DOX-1171			DOX-0117
<b>LEON (1M) (99-06)</b>												
1.4 16V	Petrol	55	AHW	11/99-06/06					DOX-1552			DOX-0117
1.4 16V	Petrol	55	APE;AXP;BCA	11/99-06/06						DOX-2000		DOX-0150
1.6	Petrol	75	BFQ	10/05-06/06						DOX-2000		DOX-0150
1.6	Petrol	75	AEH;AKL	11/99-06/06					DOX-2012			DOX-0150
1.6 16V	Petrol	77	AUS;AZD;BCB	09/00-06/06						DOX-1564		DOX-0119
1.8 20V	Petrol	92	AGN	11/99-06/06					DOX-1551			DOX-0117
1.8 20V	Petrol	92	APG	11/99-06/06						DOX-2000		DOX-0150
1.8 20V T	Petrol	132	APP;AUQ	11/99-06/06								DOX-0150
1.8 20V T	Petrol	132	APP	11/99-06/06					DOX-2027	DOX-2000	DOX-0150	
1.8 20V T	Petrol	132	AUQ	11/99-06/06						DOX-2027		
1.8 20V T 4	Petrol	132	ARY	11/99-06/06						DOX-2008		DOX-0150
1.8 20V T 4	Petrol	132	AJQ	11/99-06/06					DOX-2027		DOX-0150	
1.8 T Cupra R	Petrol	154/165	AMK;BAM	02/02-06/06						DOX-2008		DOX-0150
2.8	Petrol	150	BDE	05/02-06/04				L		DOX-2023		
2.8	Petrol	150	BDE	05/02-06/04				L/R				DOX-0150
2.8 Cupra 4	Petrol	150	AUE;BDE	02/01-06/06				L		DOX-2023		
2.8 Cupra 4	Petrol	150	AUE;BDE	02/01-06/06				L/R				DOX-0150
<b>LEON (1P) (05-12)</b>												
1.2 TSI	Petrol	77	CBZB	02/10-12/12						DOX-1704		DOX-0119
1.4 16V	Petrol	63	BXW;CGGB	06/06-12/12					DOX-1702	DOX-1702	DOX-0119	DOX-0119
1.4 TSI	Petrol	92	CAXC	11/07-12/12					DOX-1703	DOX-1702	DOX-0119	DOX-0119
1.6	Petrol	75	BSE;BSF;CCSA	07/05-12/12						DOX-1702		DOX-0119
1.6 LPG	Petrol/ Liquified Petroleum Gas (LPG)	75	CHGA	12/09-12/12						DOX-1702		DOX-0119
1.6 MultiFuel	Petrol/ Ethanol	75	BSE;CCSA;CMXA	07/05-08/13						DOX-1702		DOX-0119
1.8 TSI	Petrol	118	CDAA	06/07-12/12						DOX-2041		DOX-0150
1.8 TSI	Petrol	118	BZB	06/07-12/12							DOX-0150	
1.8 TSI	Petrol	118	BZB	06/07-12/12			Ch: >1P-8-108 000		DOX-2061			
2.0 Cupra R	Petrol	195	CDLA	09/09-12/12						DOX-2041		DOX-0150
2.0 FSI	Petrol	110	BLR;BVY	07/05-05/10								DOX-0150
2.0 FSI	Petrol	110	BLR;BVY	07/05-05/10				Front Left				DOX-0150
2.0 FSI	Petrol	110	BLR;BVY	07/05-05/10				Front Right		DOX-2069		
2.0 TFSI	Petrol	177	BWJ;CDLD	11/06-05/11						DOX-2016		DOX-0150
2.0 TFSI	Petrol	136/147	BWA1	05/05-03/09			Ch: >1P-8-108 000			DOX-2016		DOX-0150
2.0 TFSI	Petrol	155	CCZB	06/09-12/12						DOX-2041		DOX-0150
<b>LEON (5F) (12-)</b>												
1.2 TSI 16V	Petrol	63/77	CJZA;CJZB;CYVA	12/12-					DOX-1707			DOX-0121
1.4 TSI	Petrol	90/92/ 110	CMBA;CXSA;CZCA;CZDA; CZEA	09/12-					DOX-1707			DOX-0121
<b>MII (KF1) (11-)</b>												
1.0	Petrol	44/55	CHYA;CHYB	10/11-07/19					DOX-1701	DOX-1701	DOX-0119	DOX-0119
<b>TOLEDO I (1L) (91-99)</b>												
1.6 i	Petrol	55	1F	09/96-03/99								DOX-0118
1.6 i	Petrol	55	1F	05/91-09/95			Ch: > 1L-ZR054 453		DOX-1006			DOX-0125
1.6 i	Petrol	55	1F	09/95-08/96			Ch: 1L-TR000 001>					DOX-0114
1.6 i	Petrol	52	1F	05/91-12/93								DOX-0125
1.6 i	Petrol	52	1F	05/91-12/93			Ch: > 1L-ZD308 450		DOX-1006			
1.8 16V	Petrol	92	PL	05/91-03/99								DOX-0115
1.8 i	Petrol	65	ABS;ACC;ADZ	09/95-12/96								DOX-0114







		 KW										L/R		Direct Fit		Universal		
														Before	After	Before	After	
<b>SEAT continued</b>																		
<b>TOLEDO I (1L) (91-99) continued</b>																		
1.8 i	Petrol	65	RP	05/91-11/93		Ch: > 1L-ZD308 450, - Catalyst											DOX-0115	
1.8 i	Petrol	65	RP	05/91-11/93		Ch: > 1L-ZD308 450, + Catalyst							DOX-1006				DOX-0125	
1.8 i	Petrol	65	ABS;ADZ	11/93-12/96		- Catalyst							DOX-1025				DOX-0116	
1.8 i	Petrol	65	ABS;ADZ	11/93-09/95		Ch: > 1L-ZR054 453											DOX-0125	
2.0 i	Petrol	85	2E	05/91-03/99		- Catalyst											DOX-0118	
2.0 i	Petrol	85	2E	05/91-03/94		Ch: > 1L-ZD320 000							DOX-1025				DOX-0116	
2.0 i	Petrol	85	2E	03/94-03/99		Ch: 1L-ZD320 001>							DOX-1172				DOX-0118	
2.0 i 16V	Petrol	110	ABF	03/94-01/95									DOX-1172				DOX-0118	
<b>TOLEDO II (1M) (99-06)</b>																		
1.4 16V	Petrol	55	AHW	01/00-05/02									DOX-1552				DOX-0117	
1.4 16V	Petrol	55	AXP	01/00-05/02										DOX-2000				DOX-0150
1.6	Petrol	74	AEH	10/98-07/04									DOX-2012				DOX-0150	
1.6 16V	Petrol	77	AUS;AZD;BCB	06/00-05/06										DOX-1564				DOX-0119
1.8 20V	Petrol	92	AGN	10/98-07/04									DOX-1551				DOX-0117	
1.8 20V	Petrol	92	APG	10/98-07/04										DOX-2000				DOX-0150
1.8 20V T	Petrol	132	AUQ	09/00-07/04										DOX-2027				DOX-0150
2.3 V5	Petrol	110	AGZ	10/98-11/00									DOX-1551				DOX-0117	
2.3 V5 20V	Petrol	125	AQN	09/00-11/03										DOX-2047				DOX-0150
<b>TOLEDO III (5P) (04-09)</b>																		
1.4 16V	Petrol	63	BXW	05/06-05/09									DOX-1702	DOX-1702			DOX-0119	DOX-0119
1.6	Petrol	75	BGU;BSE;BSF;CCSA	10/04-05/09										DOX-1702				DOX-0119
1.8 TFSI	Petrol	118	BZB	01/07-04/08		Ch: >5P-8-070 000							DOX-2061				DOX-0150	
2.0 FSI	Petrol	110	BLR;BVY	10/04-05/09														DOX-0150
2.0 FSI	Petrol	110	BLR;BVY	10/04-05/09							Front Left							DOX-0150
2.0 FSI	Petrol	110	BLR;BVY	10/04-05/09							Front Right			DOX-2069				
2.0 TFSI	Petrol	147	BWA	11/05-05/09														DOX-0150
2.0 TFSI	Petrol	147	BWA	11/05-04/08		Ch: >5P-8-070 000								DOX-2016				
2.0 TFSI	Petrol	147	BWA	04/08-05/09		Ch: 5P-8-070 001>								DOX-2041				
<b>TOLEDO IV (KG3) (12-19)</b>																		
1.2	Petrol	55	CGPC	07/12-06/15										DOX-1704				DOX-0119
1.2 TSI	Petrol	63/77	CBZA;CBZB	07/12-06/15										DOX-1704				DOX-0119
1.6	Petrol	77	CFNA	07/13-06/15										DOX-1704				DOX-0119
<b>SKODA</b>																		
<b>CITIGO (11-)</b>																		
1.0	Petrol	44/55	CHYA;CHYB	10/11-08/19										DOX-1701	DOX-1701		DOX-0119	DOX-0119
<b>FABIA I (6Y) (99-08)</b>																		
1.0	Petrol	37	AQV	12/99-08/02										DOX-2000				DOX-0150
1.0	Petrol	37	ARV	12/99-08/02									DOX-2015				DOX-0150	
1.2	Petrol	40	AWY;BMD	07/01-12/07									DOX-1588	DOX-1565	DOX-0121		DOX-0119	
1.2	Petrol	47	AZQ;BME	01/03-03/08										DOX-1559				DOX-0119
1.2	Petrol	47	BME	01/03-03/08									DOX-1707				DOX-0121	
1.4	Petrol	44/50	AQW;ATZ;AZF	08/99-05/03										DOX-2000				DOX-0150
1.4	Petrol	44/50	AME;AZE	08/99-05/03									DOX-2015				DOX-0150	
1.4 16V	Petrol	59	BUD	04/06-12/07										DOX-1560	DOX-0119		DOX-0119	
1.4 16V	Petrol	55/74	AUA;AUB;BBY;BBZ;BKY	10/99-03/08										DOX-1560				DOX-0119
2.0	Petrol	85	AZL	12/99-03/08										DOX-2000				DOX-0150
<b>FABIA II (06-14)</b>																		
1.2	Petrol	51	BZG;CEVA;CGPA;CHTA	01/07-12/14									DOX-1707	DOX-1559	DOX-0121		DOX-0119	
1.2	Petrol	44	BBM;CHFA	12/06-12/14									DOX-1588	DOX-1565	DOX-0121		DOX-0119	
1.2 TSI	Petrol	63/77	CBZA;CBZB	03/10-12/14									DOX-1707	DOX-1704	DOX-0121		DOX-0119	
1.4	Petrol	63	BXW;CGGB	01/07-12/14									DOX-1702	DOX-1560	DOX-0119		DOX-0119	
1.4 TSI RS	Petrol	132	CAVE;CTHE	05/10-12/14														DOX-0150
1.6	Petrol	77	BTS;CFNA;CLSA	04/07-12/14													DOX-0119	DOX-0119
1.6	Petrol	77	CFNA	04/07-12/14									DOX-1701	DOX-1703				
1.6	Petrol	77	BTS	04/07-12/14									DOX-1702	DOX-1702				
<b>FAVORIT (78) (89-97)</b>																		
1.3	Petrol	40/43/46/50	135;135B;135I;136 I;136B; 781.135;781.13540; 781.135I40;781.13650; 781.136I50	01/93-06/97										DOX-1172			DOX-0118	



		KW				L/R	Direct Fit		Universal	
							Before	After	Before	After
<b>SKODA continued</b>										
<b>FAVORIT (78) (89-97) continued</b>										
1.3 135	Petrol	43	781.135	01/93-09/94			DOX-1172		DOX-0118	
1.3 135 X,LX,GLX	Petrol	40	781.13540;781.135E; 781.135140	01/93-09/94			DOX-1172		DOX-0118	
1.3 135L	Petrol	43	781.135	01/93-09/94			DOX-1172		DOX-0118	
1.3 136	Petrol	45	136 L	01/93-09/94			DOX-1172		DOX-0118	
<b>FELICIA Fun (6U) (97-02)</b>										
1.3	Petrol	40/50	135B;135M;136B;136M;AM G; AMH	06/97-12/98					DOX-0117	
1.3	Petrol	40/50	AMG;AMH	10/98-04/02		Leaded			DOX-0117	
1.6	Petrol	55	AEE	06/97-12/97					DOX-0117	
1.6	Petrol	55	AEE	01/98-08/01		Leaded			DOX-0117	
1.6	Petrol	55	AEE	10/98-08/01		Not Leaded			DOX-0117	
<b>FELICIA I (6U) (94-98)</b>										
1.3	Petrol	43/50	AMH;AMJ	08/96-03/98					DOX-0117	
1.3	Petrol	40	135B;AMG	10/94-03/98			DOX-1172		DOX-0117	
1.3	Petrol	40	135B;AMG	10/94-03/98					DOX-0118	
1.3	Petrol	43/50	135L;136B;AMH	10/94-07/96			DOX-1172		DOX-0118	
1.3 LX	Petrol	40	135B;AMG	08/95-03/98			DOX-1172		DOX-0117	
1.3 LX	Petrol	40	135B;AMG	08/95-03/98					DOX-0118	
1.3 LXI	Petrol	50	AMH	08/96-03/98					DOX-0117	
1.3 LXI	Petrol	50	136B;AMH	08/95-07/96			DOX-1172		DOX-0118	
1.6 GLX	Petrol	55	AEE	08/95-03/98					DOX-0117	
1.6 LX	Petrol	55	16MPI;AEE (T3N)	08/95-03/98					DOX-0117	
<b>FELICIA II (6U) (98-01)</b>										
1.3	Petrol	40/43/50	AMG;AMH;AMJ	01/98-12/98					DOX-0117	
1.3	Petrol	40/43/50	AMG;AMH;AMJ	10/98-06/01		Leaded			DOX-0117	
1.6	Petrol	55	AEE	01/98-12/98					DOX-0117	
1.6	Petrol	55	AEE	10/98-06/01		Leaded			DOX-0117	
<b>OCTAVIA I (1U) (96-10)</b>										
1.4	Petrol	44	AMD	04/99-03/01			DOX-2015		DOX-0150	
1.4 16V	Petrol	55	AXP;BCA	08/00-10/09				DOX-2000		DOX-0150
1.6	Petrol	75	AEH;AKL	02/97-07/98		Ch: 1U-V-007 001>1U-W-134 200	DOX-1551		DOX-0117	
1.6	Petrol	75	AEH;AKL	07/98-12/07		Ch: 1U-X-134 201>	DOX-2012		DOX-0150	
1.6	Petrol	55	AEE	09/96-09/04					DOX-0117	
1.6	Petrol	55	AEE	09/96-08/98		Ch: 1U-W-109 000>1U-X-197 894	DOX-1551			
1.6	Petrol	55	AEE	08/98-09/04		Ch: 1U-X-197 895>	DOX-1561			
1.6	Petrol	75	AVU;BFQ	09/00-10/09				DOX-2000		DOX-0150
1.8	Petrol	92	AGN	09/96-07/00			DOX-1551		DOX-0117	
1.8 20V	Petrol	92	AGN	07/98-07/00			DOX-1551		DOX-0117	
1.8 T	Petrol	110	AGU	08/97-12/10			DOX-1551		DOX-0117	
1.8 T	Petrol	110	ARZ	08/97-12/10			DOX-2027	DOX-2000	DOX-0150	DOX-0150
1.8 T	Petrol	110	ARX;AUM	08/97-12/10				DOX-2027		DOX-0150
1.8 T 4x4	Petrol	110	ARX	05/01-05/06				DOX-2008		DOX-0150
1.8 T RS	Petrol	132	AUQ	05/01-09/04				DOX-2027		DOX-0150
2.0	Petrol	85	APK;AQY;AZH;AZJ	04/99-05/07						DOX-0150
2.0	Petrol	85	AEG;APK;AQY	04/99-05/07						DOX-0150
2.0	Petrol	85	AZH	04/99-05/07				DOX-2000		
2.0	Petrol	85	AEG	04/99-05/07			DOX-2012			
2.0	Petrol	85	AEG	04/99-05/07			DOX-2027			
2.0	Petrol	85	AZJ	04/99-05/07				DOX-2015		
2.0	Petrol	85	APK;AQY	04/99-05/07			DOX-2027	DOX-2015		
2.0 4x4	Petrol	85	AZH;AZJ	08/00-09/04				DOX-2008		DOX-0150
<b>OCTAVIA II (1Z) (04-13)</b>										
1.2 TSI	Petrol	77	CBZB	02/10-06/13				DOX-1704		DOX-0119
1.4	Petrol	59	BUD	06/04-06/13			DOX-1702	DOX-1702	DOX-0119	DOX-0119
1.4	Petrol	59	BUD;CGGA	06/04-06/13				DOX-1702		DOX-0119
1.4	Petrol	55	BCA	05/04-05/06				DOX-2016		DOX-0150
1.4 TSI	Petrol	90	CAXA	11/08-06/13				DOX-2041		DOX-0150
1.6	Petrol	75	BGU;BSE;BSF;CCSA;CMXA	06/04-06/13				DOX-1702		DOX-0119
1.6 FSI	Petrol	85	BLF	02/04-10/08				DOX-2016		DOX-0150
1.6 LPG	Petrol/ Liquified Petroleum Gas (LPG)	75	BSE;CHGA	08/09-11/12				DOX-1702		DOX-0119







			KW					L/R	Direct Fit		Universal	
									Before	After	Before	After
<b>SKODA continued</b>												
<b>OCTAVIA II (1Z) (04-13) continued</b>												
1.6 MultiFuel	Petrol/Ethanol	75	CCSA	01/08-06/13								DOX-0119
1.8 TSI	Petrol	112/118	CDAА;CDAB	06/07-06/13						DOX-2041		DOX-0150
1.8 TSI	Petrol	118	BZB	06/07-03/08						DOX-2061		DOX-0150
1.8 TSI 4x4	Petrol	112/118	CDAА;CDAB	11/08-02/13						DOX-2041		DOX-0150
2.0 FSI	Petrol	110	BLR;BVY	11/04-10/08								DOX-0150
2.0 FSI	Petrol	110	BLR;BVY	11/04-10/08				Front Left				DOX-0150
2.0 FSI	Petrol	110	BLR;BVY	11/04-10/08				Front Right		DOX-2069		
2.0 FSI 4x4	Petrol	110	BLX;BLY;BVX	11/04-04/09				R		DOX-2069		DOX-0150
2.0 RS	Petrol	147	BWA	10/05-10/08						DOX-2016		DOX-0150
2.0 RS	Petrol	147	CCZA	05/09-02/13						DOX-2041		DOX-0150
<b>OCTAVIA III (5E) (12-)</b>												
1.2 TSI 16V	Petrol	63/77	CJZA;CJZB;CYVA	11/12-05/15					DOX-1707		DOX-0121	
1.4 TSI	Petrol	110	CZDA	08/14-					DOX-1707		DOX-0121	
<b>RAPID (HN) (12-19)</b>												
1.2	Petrol	55	CGPC	07/12-06/15					DOX-1707	DOX-1704	DOX-0121	DOX-0119
1.2 TSI	Petrol	63/77	CBZA;CBZB	07/12-05/15						DOX-1704		DOX-0119
1.4 TSI	Petrol	90	CAXA	07/12-06/15						DOX-2016		DOX-0150
1.6	Petrol	77	CFNA	07/12-06/15					DOX-1701	DOX-1703	DOX-0119	DOX-0119
<b>ROOMSTER (5J) (06-15)</b>												
1.2	Petrol	47	BME	05/06-01/07					DOX-1707	DOX-1559	DOX-0121	DOX-0119
1.2	Petrol	51	CGPA	01/07-05/15						DOX-1559		DOX-0119
1.2	Petrol	51	BZG;CGPA	01/07-05/15					DOX-1707		DOX-0121	
1.2 TSI	Petrol	63/77	CBZA;CBZB	03/10-05/15					DOX-1707	DOX-1704	DOX-0121	DOX-0119
1.4	Petrol	63	BXW;CGGB	09/06-05/15					DOX-1702	DOX-1560	DOX-0119	DOX-0119
1.6	Petrol	77	BTS;CFNA	09/06-05/15							DOX-0119	DOX-0119
1.6	Petrol	77	CFNA	09/06-05/15					DOX-1701	DOX-1703		
1.6	Petrol	77	BTS	09/06-05/15					DOX-1702	DOX-1702		
<b>SUPERB I (3U) (01-08)</b>												
1.8 T	Petrol	110	AWT	12/01-03/08						DOX-2008		DOX-0150
2.0	Petrol	85	AZM	12/01-03/08						DOX-1566		DOX-0119
2.8 V6	Petrol	140/142	AMX;BBG	12/01-03/08				L/R	DOX-2010	DOX-2035	DOX-0150	DOX-0150
<b>SUPERB II (3T) (08-15)</b>												
1.4 TSI	Petrol	92	CAXC	07/08-05/15						DOX-2016		DOX-0150
1.8 TSI	Petrol	112/118	CDAА;CDAB	03/08-05/15						DOX-2041		DOX-0150
1.8 TSI 4x4	Petrol	112/118	CDAА;CDAB	11/08-05/15						DOX-2041		DOX-0150
2.0 TSI	Petrol	147	CCZA	05/10-05/15						DOX-2041		DOX-0150
3.6 FSI 4x4	Petrol	191	CDVA	11/08-05/15				L		DOX-2036		
3.6 FSI 4x4	Petrol	191	CDVA	11/08-05/15				L/R				DOX-0150
3.6 FSI 4x4	Petrol	191	CDVA	11/08-05/15				R		DOX-2041		
3.6 V6 4x4	Petrol	191	CDVA	10/09-05/15				L		DOX-2036		
3.6 V6 4x4	Petrol	191	CDVA	10/09-05/15				L/R				DOX-0150
3.6 V6 4x4	Petrol	191	CDVA	10/09-05/15				R		DOX-2041		
<b>YETI (5L) (09-17)</b>												
1.2 TSI	Petrol	77	CBZB	09/09-05/15						DOX-1704		DOX-0119
1.4 TSI	Petrol	90	CAXA	06/10-05/15								DOX-0150
1.8 TSI 4x4	Petrol	112/118	CDAА;CDAB	05/09-12/17								DOX-0150
<b>SMART</b>												
<b>CABRIO (450) (00-04)</b>												
0.6	Petrol	40/45/52	M 160 E6AL B03; M 160 E6AL B05;M 160.910	03/00-01/04							DOX-0150	DOX-0150
0.7	Petrol	45/55	M 160.920	01/03-01/04							DOX-0150	DOX-0150
<b>CITY-Coupe (450) (98-04)</b>												
0.6	Petrol	33/40/ 45/52	M 160 E6AL B03; M 160 E6AL B04; M 160 E6AL B05;M 160.910	07/98-01/04							DOX-0150	DOX-0150
0.7	Petrol	37/45/55	M 160.920	01/03-01/04							DOX-0150	DOX-0150
<b>CROSSBLADE (450) (02-03)</b>												
0.6	Petrol	52	M 160.910	06/02-12/03							DOX-0150	DOX-0150
<b>FORFOUR I (454) (04-06)</b>												
1.1	Petrol	47/55	M 134.910;M 134.911	01/04-06/06						DOX-2057	DOX-2057	DOX-0150
1.3	Petrol	70	M 135.930	01/04-06/06						DOX-2057	DOX-2057	DOX-0150
1.5	Petrol	80/90	M 135.950	01/04-06/06						DOX-2057	DOX-2057	DOX-0150
1.5 BRABUS	Petrol	130	M 122.950	05/05-06/06						DOX-2057	DOX-2057	DOX-0150
<b>FORTWO (450) (04-07)</b>												
0.6	Petrol	45	M 160.910	01/04-02/07							DOX-0150	DOX-0150

			KW					L/R	Direct Fit		Universal	
									Before	After	Before	After
<b>SMART continued</b>												
<b>FORTWO (450) (04-07) continued</b>												
0.6 Brabus	Petrol	55	M 160.910		01/04-12/06						DOX-0150	DOX-0150
0.7	Petrol	37/40/ 45/55	M 160.920		01/04-01/07						DOX-0150	DOX-0150
<b>ROADSTER (452) (03-05)</b>												
0.7	Petrol	45/60	M 160.921;M 160.922		04/03-11/05						DOX-0150	DOX-0150
0.7 Brabus	Petrol	74	M 160.923		12/03-11/05						DOX-0150	DOX-0150
<b>SUBARU</b>												
<b>BRZ (12-)</b>												
2.0	Petrol	147	FA20D		06/12-				DOX-0570			
<b>FORESTER (97-02)</b>												
2.0 AWD	Petrol	90/92	EJ202		08/97-09/02				DOX-1446		DOX-0116	
2.0 S Turbo AWD	Petrol	130	EJ205		04/01-09/02				DOX-0306			
2.0 S Turbo AWD	Petrol	130	EJ205		04/01-09/02	M				DOX-0357		DOX-0113
2.0 S Turbo AWD	Petrol	125	EJ205		06/98-04/01	M			DOX-0357		DOX-0113	
<b>FORESTER (02-08)</b>												
2.0 AWD	Petrol	92	EJ201		06/02-05/05				DOX-0307			DOX-0120
2.0 S Turbo AWD	Petrol	130	EJ205		02/02-05/05				DOX-0537	DOX-0357		DOX-0113
2.0 X AWD	Petrol	116	EJ204		06/05-11/07				DOX-0361			
2.5 AWD	Petrol	155/171	EJ25;EJ255		12/03-11/07				DOX-0537	DOX-0357		DOX-0113
2.5 AWD	Petrol	129	EJ253		01/05-10/12				DOX-0364	DOX-0635		
2.5 Prodrive Performance Pack AWD	Petrol	188	EJ255		05/05-09/05				DOX-0537			
2.5 RX Nato AWD	Petrol	115	EJ25		11/02-12/08				DOX-0537	DOX-0357		DOX-0113
2.5 XT AWD	Petrol	169	EJ255		06/05-11/07				DOX-0537	DOX-0357		DOX-0113
<b>FORESTER (08-)</b>												
2.0 AWD	Petrol	110	EJ204		01/08-09/13				DOX-0361			
2.0 AWD	Petrol	110	FB20		01/10-				DOX-0623			
2.5	Petrol	126	EJ253		01/08-12/10					DOX-0635		
2.5 AWD	Petrol	126	EJ25		01/09-09/13				DOX-0623	DOX-0364		
2.5 AWD	Petrol	169	EJ255		06/08-09/13				DOX-0365	DOX-0619		
2.5 AWD	Petrol	169	EJ255		06/08-09/13				DOX-0537			
2.5 AWD	Petrol	126	FB25		03/11-09/13				DOX-0623			
2.5 AWD	Petrol	126	EJ253		01/08-12/10					DOX-0635		
2.5 Turbo AWD	Petrol	193	EJ255		02/11-09/13				DOX-0365	DOX-0619		
<b>FORESTER (13-)</b>												
2.0 i AWD	Petrol	110	FB20		03/13-				DOX-0613			
2.0 XT AWD	Petrol	177	FA20		03/13-				DOX-0613			
<b>IMPREZA (92-00)</b>												
1.6 i	Petrol	66/70	EJ161		08/96-07/98	ATM					DOX-0115	
1.6 i	Petrol	66	EJ16		08/96-07/98	M					DOX-0115	
1.6 i AWD	Petrol	66	EJ16		08/96-07/98	M					DOX-0115	
1.8 i AWD	Petrol	76	EJ18		08/96-07/97	ATM					DOX-0115	
1.8 i AWD	Petrol	76	EJ18		08/96-07/97	M					DOX-0115	
2.0 i 16V AWD	Petrol	92	EJ20E;EJ201		06/98-07/00						DOX-0115	
2.0 i AWD	Petrol	92	EJ201		06/98-07/00						DOX-0115	
<b>IMPREZA (00-09)</b>												
1.6	Petrol	70	EJ16;EJ161		06/01-09/06						DOX-0120	DOX-0120
1.6 AWD	Petrol	70	EJ161		12/00-06/09						DOX-0120	DOX-0120
2.0 AWD	Petrol	92	EJ201		12/00-08/05						DOX-0120	DOX-0120
2.0 i AWD	Petrol	92	EJ201		12/00-08/05						DOX-0120	DOX-0120
2.0 i AWD	Petrol	92	EJ201		12/00-08/05	M				DOX-0357		DOX-0113
2.0 i R AWD	Petrol	118	EJ204		09/05-06/06				DOX-0361			
2.0 Turbo AWD	Petrol	160	EJ205		12/00-08/05				DOX-0306	DOX-0357		DOX-0113
2.0 WRX STi AWD	Petrol	195	EJ207		11/01-07/05				DOX-0306	DOX-0357		DOX-0113
2.0 WRX Turbo AWD	Petrol	160	EJ205		12/00-08/05				DOX-0306	DOX-0357		DOX-0113
2.0 WRX Turbo AWD	Petrol	165	EJ205		12/02-08/05	M			DOX-0306	DOX-0357		DOX-0113
2.5 AWD	Petrol	221	EJ257		10/05-03/07				DOX-0537	DOX-0357		DOX-0113
2.5 i WRX AWD	Petrol	169	EJ255		09/05-06/07				DOX-0537	DOX-0357		DOX-0113
2.5 WRX AWD	Petrol	169	EJ255		09/05-06/07				DOX-0537	DOX-0357		DOX-0113
2.5 WRX STi AWD	Petrol	206	EJ257		09/05-06/07				DOX-0537	DOX-0357		DOX-0113
<b>IMPREZA (07-)</b>												
1.5	Petrol	79	EL15		02/08-				DOX-0361			
1.5 AWD	Petrol	79	EL15		02/08-				DOX-0361			
1.5 F	Petrol	79	EL15		02/08-03/12				DOX-0361			
2.0 R AWD	Petrol	110	EJ204		01/08-03/12				DOX-0361			
2.5 AWD	Petrol	169/199	EJ255		01/07-				DOX-0365	DOX-0619		







			KW					L/R	Direct Fit		Universal	
									Before	After	Before	After
<b>SUBARU continued</b>												
<b>IMPREZA (07-) continued</b>												
2.5 AWD	Petrol	169/199	EJ255		01/07-				DOX-0537			
2.5 AWD	Petrol	199	EJ257		07/07-				DOX-0602			
2.5 AWD	Petrol	199	EJ255;EJ257		07/07-					DOX-0619		
2.5 STI CS400 AWD	Petrol	294	EJ257		04/10-08/13				DOX-0602			
2.5 WRX S AWD	Petrol	188	EJ255		02/09-12/10				DOX-0365	DOX-0619		
2.5 WRX S AWD	Petrol	188	EJ255		02/09-12/10				DOX-0537			
2.5 WRX SE AWD	Petrol	195	EJ255		01/09-12/14				DOX-0365	DOX-0619		
2.5 WRX SE AWD	Petrol	195	EJ255		01/09-12/14				DOX-0537			
2.5 WRX SE AWD	Petrol	195	EJ257		01/09-12/14				DOX-0602			
2.5 WRX STI 330S AWD	Petrol	243	EJ257		05/09-08/09				DOX-0537			
2.5 WRX STI AWD	Petrol	221	EJ257		01/08-				DOX-0602			
<b>IMPREZA (11-)</b>												
1.6 AWD	Petrol	85	FB16;FB16A;FB16B		06/12-				DOX-0623			
1.6 i	Petrol	84	FB16A;FB16B		06/12-09/16				DOX-0623			
1.6 i AWD	Petrol	84	FB16;FB16B		12/11-				DOX-0623			
2.0 AWD	Petrol	110	FB20		01/12-				DOX-0623			
2.5 STI AWD	Petrol	221	EJ257		06/14-	ATM				DOX-0357		DOX-0113
<b>JUSTY I (84-95)</b>												
1000	Petrol	37/40	EF10		11/84-10/95	M	+ Catalyst		DOX-1006		DOX-0125	
1000 4WD	Petrol	37/40	EF10		11/84-11/94	M	+ Catalyst		DOX-1006		DOX-0125	
<b>JUSTY II (95-03)</b>												
1.3 4x4	Petrol	63	G13BB		04/01-11/03	M			DOX-1068	DOX-1169	DOX-0109	DOX-0109
1.3 GX 4x4	Petrol	50	EF13		10/95-11/03	M	Ch: >25000		DOX-1000		DOX-0125	
1.3 GX 4x4	Petrol	50	EF13		10/95-11/03	M	Ch: 25001>		DOX-1068		DOX-0109	
<b>JUSTY III (03-)</b>												
1.3 AWD	Petrol	69	M13A		09/03-				DOX-0351	DOX-0326	DOX-0113	DOX-0109
1.5 AWD	Petrol	73	M15A		09/03-				DOX-0351	DOX-0326	DOX-0113	DOX-0109
<b>LEGACY III (98-03)</b>												
2.0 AWD	Petrol	92	EJ201		12/98-04/03				DOX-0307		DOX-0115	DOX-0120
2.5 AWD	Petrol	115	EJ25		10/98-04/03				DOX-0307		DOX-0115	DOX-0120
<b>LEGACY IV (03-09)</b>												
2.0 2WD	Petrol	132	EJ20Y		08/05-03/12				DOX-0628	DOX-0357		
2.0 AWD	Petrol	101	EJ202		09/03-10/05				DOX-0307			
2.0 AWD	Petrol	121	EJ204		06/05-04/09				DOX-0628	DOX-0357		
2.0 R AWD	Petrol	110	EJ204		09/07-12/09		For left-/right-hand drive vehicles		DOX-0361			
2.5 AWD	Petrol	121	EJ25		06/08-04/09					DOX-0635		
2.5 AWD	Petrol	121	EJ25		09/03-04/09		For left-/right-hand drive vehicles		DOX-0362	DOX-0357		DOX-0113
2.5 AWD	Petrol	121	EJ25		09/03-04/09		For left-/right-hand drive vehicles		DOX-0364			
2.5 i AWD	Petrol	127	EJ25		09/07-12/09				DOX-0364	DOX-0635		
3.0 R AWD	Petrol	180	EZ30		09/03-08/09			L/R	DOX-0363	DOX-0619		DOX-0113
<b>LEGACY V (09-14)</b>												
2.0 i AWD	Petrol	110	EJ204		09/09-12/14				DOX-0361			
2.5 i AWD	Petrol	123	EJ253		09/09-12/14				DOX-0366	DOX-0635		
<b>LIBERO (83-00)</b>												
1.2 4WD	Petrol	38	EF12		05/93-06/98						DOX-0125	
1.2 i 4WD	Petrol	40	EF12		05/93-06/98						DOX-0125	
<b>OUTBACK (00-03)</b>												
2.5 AWD	Petrol	115	EJ25		10/00-04/03				DOX-0307			DOX-0120
3.0 H6 AWD	Petrol	154	EZ30		10/00-08/03					DOX-0357		DOX-0113
3.0 H6 AWD	Petrol	154	EZ30		10/00-08/03			L/R	DOX-0305			
<b>OUTBACK (03-09)</b>												
2.5 AWD	Petrol	121	EJ25D		11/03-09/09				DOX-0362	DOX-0357		DOX-0113
3.0 AWD	Petrol	180	EZ30		11/03-09/09			L/R	DOX-0363	DOX-0619		DOX-0113
<b>OUTBACK (09-)</b>												
2.5 i AWD	Petrol	123	EJ253		09/09-				DOX-0366			
3.6 AWD	Petrol	183	EZ36D		06/11-12/14			L/R		DOX-0619		
3.6 R AWD	Petrol	191	EZ36D		09/09-			L/R		DOX-0619		
<b>SVX (92-97)</b>												
3.3 i 24V 4WD	Petrol	162/169	EG33 DOHC		09/92-12/97			L/R	DOX-0362			

# Lambda Sensors

## Application Tables




			KW					L/R	Direct Fit		Universal	
									Before	After	Before	After
<b>SUBARU continued</b>												
<b>TRIBECA (05-)</b>												
3.0	Petrol	180/184	EZ30	01/05-09/07				L/R	DOX-0363			
3.6	Petrol	190	EZ36D	09/07-05/09				L/R	DOX-0363			
<b>VIVIO (92-98)</b>												
0.7	Petrol	32	EN07E	08/92-12/98		+ Catalyst					DOX-0125	
660 4WD	Petrol	32	EN07E	03/92-10/95		+ Catalyst					DOX-0125	
<b>XV (17-)</b>												
2.0 i AWD	Petrol	115	FB20C;FB20D	04/17-					DOX-0613			
<b>XV (12-)</b>												
1.6 BiFuel AWD	Petrol/ Liquified Petroleum Gas (LPG)	84	FB16B	03/12-					DOX-0623			
1.6 i AWD	Petrol	84	FB16A;FB16B	03/12-					DOX-0623			
2.0 Hybrid AWD	Petrol/ Electric	110	FB20	01/14-					DOX-0613			
2.0 i AWD	Petrol	110	FB20B	03/12-					DOX-0613			
<b>SUZUKI</b>												
<b>ALTO IV (93-98)</b>												
1.0	Petrol	39	G10BB	09/94-09/98		Ch: S00180001>			DOX-1070		DOX-0109	
<b>ALTO V (00-02)</b>												
1.0	Petrol	43	G10BB	01/00-06/02					DOX-1070		DOX-0109	
<b>ALTO VI (02-08)</b>												
1.1	Petrol	46	F10D	09/04-12/08					DOX-0353	DOX-0329	DOX-0113	DOX-0109
<b>ALTO VII (09-)</b>												
1.0	Petrol	50	K10B	01/09-								DOX-0150
<b>BALENO (95-02)</b>												
1.3	Petrol	52	G13BA	09/96-05/02	M	Ch: S00200001>			DOX-0352			DOX-0109
1.3 16V	Petrol	63	G13BB	03/97-05/02	M	Ch: W00200001>			DOX-0352			DOX-0109
1.3 i 16V	Petrol	63	G13BB	07/95-05/02	M	Ch: S00200001>			DOX-0352			DOX-0109
1.6 i 16V	Petrol	72	G16B	07/95-05/02	M	Ch: S00200001>			DOX-0352			DOX-0109
1.6 i 16V 4x4	Petrol	73	G16B	07/95-05/02	M	Ch: S00200001>			DOX-0352			DOX-0109
1.8 GTX	Petrol	89	J18A	03/96-05/02	M	Ch: >S00200000			DOX-1063		DOX-0119	
1.8 GTX	Petrol	89	J18A	03/96-05/02	M	Ch: S00200001>			DOX-1087		DOX-0121	
1.8 i 16V	Petrol	89	J18A	08/96-05/02	M	Ch: >S00200000			DOX-1063		DOX-0119	
1.8 i 16V	Petrol	89	J18A	08/96-05/02	M	Ch: S00200001>			DOX-1087		DOX-0121	
<b>CARRY (99-)</b>												
1.3 16V	Petrol	58	G13BB	03/00-					DOX-1068	DOX-0353	DOX-0109	DOX-0113
1.3 4x4	Petrol	58	G13BB	10/00-07/05					DOX-1068	DOX-0353	DOX-0109	DOX-0113
<b>Grand VITARA I (98-06)</b>												
1.6 4x4	Petrol	69/71/73	G16B	03/98-09/05						DOX-1108		DOX-0109
1.6 4x4	Petrol	69/71/73	G16B	03/98-09/05		Ch: >V00150000			DOX-0327		DOX-0109	
1.6 4x4	Petrol	69/71/73	G16B	03/98-09/05		Ch: V00150001>			DOX-0354		DOX-0113	
2.0 4x4	Petrol	94/97/103	J20A	03/98-08/05		Ch: >V00150000			DOX-1068		DOX-0109	
2.0 4x4	Petrol	94/97/103	J20A	03/98-08/05		Ch: V00150001>			DOX-0354	DOX-1108	DOX-0119	DOX-0109
2.5 V6 24V 4x4	Petrol	106	H 25 A	04/98-07/03		Ch: >V00150000	L/R	DOX-1087	DOX-1064	DOX-0121	DOX-0119	
2.5 V6 24V 4x4	Petrol	106	H 25 A	04/98-07/03		Ch: V00150001>	L/R	DOX-1087	DOX-1077	DOX-0121	DOX-0119	
2.5 V6 24V 4x4	Petrol	116	H 25 A	04/01-07/03	ATM	Ch: V00150001>	L/R	DOX-1087	DOX-1077	DOX-0121	DOX-0119	
2.7	Petrol	127/135	H 27 A	06/01-08/06			L				DOX-0119	
2.7	Petrol	127/135	H 27 A	06/01-08/06			L/R	DOX-0354	DOX-1108			DOX-0109
2.7 4x4	Petrol	127/135	H 27 A	09/01-07/03			L				DOX-0119	
2.7 4x4	Petrol	127/135	H 27 A	09/01-07/03			L/R	DOX-0354	DOX-1108			DOX-0109
<b>Grand VITARA II (05-)</b>												
1.6	Petrol	78	M16A	10/05-						DOX-0625		DOX-0113
1.6	Petrol	78	M16A	03/06-		Ch: >V00200000			DOX-0520			
1.6	Petrol	78	M16A	10/05-08/12		Ch: V00200001>			DOX-0522			
1.6 AWD	Petrol	73/78	M16A	04/05-02/15						DOX-0625		DOX-0113
1.6 AWD	Petrol	73/78	M16A	03/06-02/15		Ch: >V00200000			DOX-0520			
1.6 AWD	Petrol	73/78	M16A	04/05-08/12		Ch: V00200001>			DOX-0522			
2.0	Petrol	103	J20A	10/05-04/10					DOX-0520	DOX-0625		DOX-0113
2.0 AWD	Petrol	103	J20A	10/05-04/10					DOX-0520	DOX-0625		DOX-0113
2.4	Petrol	124	J24B	09/09-					DOX-0646	DOX-0625		
2.4 AWD	Petrol	122/124	J24B	01/09-					DOX-0646	DOX-0625		
2.7	Petrol	138	H 27 A	09/05-12/08			L				DOX-0119	
2.7	Petrol	138	H 27 A	09/05-12/08			L/R	DOX-0354	DOX-1108			DOX-0109

			KW					L/R	Direct Fit		Universal	
									Before	After	Before	After
<b>SUZUKI continued</b>												
<b>Grand VITARA II (05-) continued</b>												
2.7 AWD	Petrol	136/138	H 27 A					L			DOX-0119	
2.7 AWD	Petrol	136/138	H 27 A					L/R	DOX-0354	DOX-1108		DOX-0109
<b>IGNIS I (00-05)</b>												
1.3	Petrol	61	M13A						DOX-0351	DOX-0350	DOX-0113	DOX-0109
1.3 4WD	Petrol	61	M13A						DOX-0351	DOX-0350	DOX-0113	DOX-0109
1.5 Sport	Petrol	80	M15A						DOX-0351	DOX-0326	DOX-0113	DOX-0109
<b>IGNIS II (03-)</b>												
1.3	Petrol	69	M13A						DOX-0351	DOX-0326	DOX-0113	DOX-0109
1.3 4x4	Petrol	69	M13A						DOX-0351	DOX-0326	DOX-0113	DOX-0109
1.5	Petrol	73	M15A						DOX-0351	DOX-0326	DOX-0113	DOX-0109
1.5 4x4	Petrol	73	M15A						DOX-0351	DOX-0326	DOX-0113	DOX-0109
<b>JIMNY (98-)</b>												
1.3	Petrol	63	M13A						DOX-0354	DOX-0350	DOX-0113	DOX-0109
1.3 16V	Petrol	60	G13BB				Ch: >V00100000		DOX-1068		DOX-0109	
1.3 16V	Petrol	60	G13BB				Ch: V00100001> V00200000		DOX-0354	DOX-0350	DOX-0119	DOX-0109
1.3 16V	Petrol	60	G13BB				Ch: V00200001>			DOX-0350		DOX-0109
1.3 16V	Petrol	60	M13A						DOX-0354	DOX-0350	DOX-0113	DOX-0109
1.3 16V 4WD	Petrol	60	G13BB				Ch: >V00100000		DOX-1068		DOX-0109	
1.3 16V 4WD	Petrol	60	G13BB				Ch: V00100001> V00200000		DOX-0354	DOX-0350	DOX-0119	DOX-0109
1.3 16V 4WD	Petrol	60	G13BB				Ch: V00200001>			DOX-0350		DOX-0109
1.3 16V 4WD	Petrol	60	M13A						DOX-0354	DOX-0350	DOX-0113	DOX-0109
1.3 16V 4x4	Petrol	63	M13A						DOX-0354	DOX-0350	DOX-0113	DOX-0109
1.3 4x4	Petrol	63	G13BB				Ch: >V00100000		DOX-1068		DOX-0109	
1.3 4x4	Petrol	63	G13BB				Ch: V00100001> V00200000		DOX-0354	DOX-0350	DOX-0119	DOX-0109
1.3 4x4	Petrol	63	G13BB				Ch: V00200001>			DOX-0350		DOX-0109
<b>LIANA (01-07)</b>												
1.3	Petrol	66	M13A						DOX-0351	DOX-0352	DOX-0113	DOX-0109
1.6	Petrol	76/79	M16A						DOX-0351	DOX-0352	DOX-0113	DOX-0109
1.6 4WD	Petrol	76/78	M16A						DOX-0351	DOX-0352	DOX-0113	DOX-0109
1.6 i	Petrol	78	M16A						DOX-0351	DOX-0352	DOX-0113	DOX-0109
<b>SPLASH (08-)</b>												
1.0	Petrol	48/50	K10B							DOX-2070		DOX-0150
1.2	Petrol	63	K12B							DOX-2070		DOX-0150
1.2 VVT	Petrol	66/69	K12B							DOX-2070		DOX-0150
<b>SWIFT II (89-05)</b>												
1.0	Petrol	37	G10;G10A				+ Catalyst		DOX-1000		DOX-0125	
1.0 i	Petrol	39	G10A						DOX-1068	DOX-1169	DOX-0109	DOX-0109
1.0 i	Petrol	39	G10A				+ Catalyst		DOX-1000		DOX-0125	
1.0 i	Petrol	39	G10A				Ch: >S00250000		DOX-1000		DOX-0125	
1.0 i	Petrol	39	G10A				Ch: S00250001>				DOX-0109	
1.3	Petrol	50							DOX-1000		DOX-0125	
1.3	Petrol	50					+ Catalyst		DOX-1000		DOX-0125	
1.3	Petrol	50					Ch: >S00250000		DOX-1000		DOX-0125	
1.3	Petrol	50					Ch: S00250001>		DOX-1068		DOX-0109	
1.3	Petrol	50					Ch: S00800001>			DOX-1169		DOX-0109
1.3	Petrol	50	G13B		ATM		+ Catalyst		DOX-1000		DOX-0125	
1.3	Petrol	50	G13B		M		Ch: S00250001>		DOX-1068		DOX-0109	
1.3	Petrol	50	G13B		M		Ch: S00800001>			DOX-1169		DOX-0109
1.3	Petrol	63	G13BB						DOX-1068	DOX-1169	DOX-0109	DOX-0109
1.3	Petrol	50	G13BA		M				DOX-1000		DOX-0125	
1.3 GTi/GXi	Petrol	74	G13B		M				DOX-1000		DOX-0125	
1.3 i	Petrol	50	G13BA		M		+ Catalyst		DOX-1000		DOX-0125	
1.6	Petrol	70	G16B		M				DOX-1000		DOX-0125	
1.6 4WD	Petrol	70	G16B		M				DOX-1000		DOX-0125	
<b>SWIFT III (05-)</b>												
1.3	Petrol	68	M13A						DOX-0351	DOX-0326	DOX-0113	DOX-0109
1.3 4x4	Petrol	66/68	M13A						DOX-0351	DOX-0326	DOX-0113	DOX-0109
1.5	Petrol	75	M15A						DOX-0351	DOX-0326	DOX-0113	DOX-0109
1.5 4x4	Petrol	74	M15A						DOX-0351	DOX-0326	DOX-0113	DOX-0109
1.6	Petrol	92	M16A						DOX-0351	DOX-0326	DOX-0113	DOX-0109
<b>SWIFT IV (10-)</b>												
1.2	Petrol	66/69	K12B							DOX-2070		DOX-0150
1.2 4WD	Petrol	67	K12B							DOX-2070		DOX-0150
1.2 4x4	Petrol	66/69	K12B							DOX-2070		DOX-0150


			KW					L/R	Direct Fit		Universal	
									Before	After	Before	After
<b>SUZUKI continued</b>												
<b>SWIFT IV (10-) continued</b>												
1.6	Petrol	100	M16A	01/12-					DOX-0351	DOX-0326	DOX-0113	DOX-0109
<b>SX4 (06-)</b>												
1.5	Petrol	73	M15A	06/06-07/10	M				DOX-0521	DOX-0326		DOX-0109
1.5 VVT	Petrol	82	M15A	07/10-	M				DOX-0521	DOX-0326		DOX-0109
1.5 VVT 4x4	Petrol	82	M15A	07/10-	M				DOX-0521	DOX-0326		DOX-0109
1.6	Petrol	79/88	M16A	10/07-					DOX-0351	DOX-0326	DOX-0113	DOX-0109
1.6 VVT	Petrol	79/88	M16A	06/06-					DOX-0351	DOX-0326	DOX-0113	DOX-0109
1.6 VVT 4x4	Petrol	79/82/88	M16A	06/06-					DOX-0351	DOX-0326	DOX-0113	DOX-0109
2.0 4x4	Petrol	107	J20A	06/06-						DOX-0625		
<b>SX4 S-Cross (13-)</b>												
1.6	Petrol	86/88	M16A	08/13-							DOX-0150	DOX-0150
1.6 AWD	Petrol	86/88	M16A	08/13-							DOX-0150	DOX-0150
<b>VITARA (88-99)</b>												
1.6	Petrol	70	G16B	02/91-03/98					DOX-1070		DOX-0109	
1.6	Petrol	55/59	G16A (8V)	07/88-01/95		Ch: >110000			DOX-1024		DOX-0116	
1.6 AWD	Petrol	54/59	G16A (8V)	07/88-12/98		Ch: >110000			DOX-1024		DOX-0116	
1.6 i 16V	Petrol	71	G16B	07/90-03/98					DOX-1070		DOX-0109	
1.6 i 16V AWD	Petrol	71	G16B	07/90-03/98					DOX-1070		DOX-0109	
2.0 V6 24V AWD	Petrol	100	H 20 A	12/94-03/98					DOX-1063		DOX-0119	
2.5 V6 24V AWD	Petrol	118	H 25 A	12/95-03/98				L/R	DOX-1087	DOX-1077	DOX-0121	DOX-0119
<b>VITARA (15-)</b>												
1.6	Petrol	86/88	M16A	02/15-							DOX-0150	DOX-0150
1.6 AWD	Petrol	86/88	M16A	02/15-							DOX-0150	DOX-0150
<b>WAGON R+ (98-00)</b>												
1.0	Petrol	48	K10A	02/98-05/00					DOX-1064		DOX-0119	
1.2	Petrol	51	K12A	02/98-05/00					DOX-1064		DOX-0119	
1.2 4WD	Petrol	51	K12A	02/98-05/00					DOX-1064		DOX-0119	
<b>WAGON R+ (00-)</b>												
1.3	Petrol	56/69	G13BB;M13A	05/00-								DOX-0109
1.3	Petrol	56/69	G13BB;M13A	05/00-		Ch: >S00280000			DOX-0327	DOX-0328	DOX-0109	
1.3	Petrol	56/69	G13BB;M13A	05/00-		Ch: S00280001>			DOX-0351	DOX-0326	DOX-0113	
1.3 4WD	Petrol	56/69	G13BB;M13A	10/01-								DOX-0109
1.3 4WD	Petrol	56/69	G13BB;M13A	10/01-		Ch: >S00280000			DOX-0327	DOX-0328	DOX-0109	
1.3 4WD	Petrol	56/69	G13BB;M13A	10/01-		Ch: S00280001>			DOX-0351	DOX-0326	DOX-0113	
<b>X-90 (95-97)</b>												
1.6 i 16V	Petrol	71	G16B	09/95-12/97					DOX-1070		DOX-0109	
1.6 i 16V 4x4	Petrol	71	G16B	09/95-12/97					DOX-1070		DOX-0109	
<b>TOYOTA</b>												
<b>4 RUNNER (N10) (89-96)</b>												
3.0	Petrol	105	3VZ-E	01/90-10/95					DOX-0208		DOX-0101	
3.0	Petrol	105	3VZ-E	01/90-10/95					DOX-0216			
<b>4 RUNNER (N18) (95-02)</b>												
2.7	Petrol	112	3RZ-FE	11/95-07/02					DOX-0229	DOX-0224	DOX-0110	DOX-0110
2.7 4WD	Petrol	112	3RZ-FE	11/95-08/02					DOX-0229	DOX-0224	DOX-0110	DOX-0110
3.4 4WD	Petrol	136	5VZ-FE	11/95-11/02					DOX-0229		DOX-0110	DOX-0110
3.4 4WD	Petrol	136	5VZ-FE	11/95-11/02	ATM					DOX-0224		
3.4 4WD	Petrol	136	5VZ-FE	11/95-11/02	M					DOX-0226		
<b>4 RUNNER (N5) (87-89)</b>												
2.4 4WD	Petrol	82	22REC	08/87-07/89	M				DOX-0214		DOX-0101	
<b>ALLION I (01-07)</b>												
2.0	Petrol	114	1AZ-FSE	06/01-04/05		Vehicle production country: Japan			DOX-0275		DOX-0109	
<b>ALLION II (07-)</b>												
1.8	Petrol	106	2ZR-FAE	07/07-02/13					DOX-0504			
1.8 4WD	Petrol	98	2ZR-FAE	07/07-02/13					DOX-0504			
<b>ALPHARD I (03-08)</b>												
3.0	Petrol	162	1MZ-FE	04/03-04/08				L	DOX-0204			
3.0	Petrol	162	1MZ-FE	04/03-04/08				L/R			DOX-0109	
3.0	Petrol	162	1MZ-FE	04/03-04/08				R	DOX-0547			
3.0 4WD	Petrol	162	1MZ-FE	04/03-04/08				L	DOX-0204			
3.0 4WD	Petrol	162	1MZ-FE	04/03-04/08				L/R			DOX-0109	
3.0 4WD	Petrol	162	1MZ-FE	04/03-04/08				R	DOX-0547			
<b>ALTEZZA (99-05)</b>												
2.0	Petrol	114	1G-FE	01/99-06/01					DOX-0270		DOX-0109	
2.0 VVTi	Petrol	118	1G-FE	01/99-05/05		For cyl: 1-3			DOX-0236		DOX-0109	
2.0 VVTi	Petrol	118	1G-FE	01/99-05/05		For cyl: 4-6			DOX-0270		DOX-0109	







# Lambda Sensors

## Application Tables

			KW					L/R	Direct Fit		Universal	
									Before	After	Before	After
<b>TOYOTA continued</b>												
<b>ARISTO (97-04)</b>												
3.0	Petrol	170	2JZ-GE	08/97-09/04		For cyl: 1-3			DOX-0552		DOX-0109	
3.0	Petrol	170	2JZ-GE	08/97-09/04		For cyl: 4-6					DOX-0109	
<b>AURIS (E15) (06-12)</b>												
1.33 Dual-VVTi	Petrol	74	1NR-FE	05/09-09/12					DOX-0510	DOX-0237		DOX-0109
1.4	Petrol	71	4ZZ-FE	03/07-11/08					DOX-2054		DOX-0150	
1.5	Petrol	81	1NZ-FE	10/09-08/12					DOX-0614			
1.5 4WD	Petrol	77	1NZ-FE	10/09-09/12					DOX-0614			
1.6	Petrol	97	1ZR-FAE	05/09-09/12		Vehicle production country: Great Britain			DOX-0503			
1.6	Petrol	97	1ZR-FAE	05/09-10/09		Vehicle production country: Japan			DOX-0503	DOX-0644		
1.6	Petrol	97	1ZR-FAE	05/09-09/12	M							DOX-0109
1.6	Petrol	91	1ZR-FE	03/07-09/12		Vehicle production country: Japan			DOX-0542	DOX-0644		DOX-0109
1.6	Petrol	91	1ZR-FE	09/10-09/12		Vehicle production country: UK			DOX-0566			
1.8	Petrol	106/108	2ZR-FAE	02/09-09/12		Vehicle production country: Great Britain			DOX-0503			
1.8	Petrol	106/108	2ZR-FAE	02/09-10/09		Vehicle production country: Japan			DOX-0503			
1.8	Petrol	106/108	2ZR-FAE	02/09-09/12	M							DOX-0109
1.8 4WD	Petrol	100	2ZR-FE	10/06-10/09		Vehicle production country: Great Britain			DOX-0503			
1.8 4WD	Petrol	100	2ZR-FE	10/06-10/09		Vehicle production country: Japan			DOX-0503			
1.8 4WD	Petrol	100	2ZR-FE	10/06-10/09	M							DOX-0109
1.8 Hybrid	Petrol/Electric	73	2ZR-FXE	09/10-09/12					DOX-0614			
1.8 Hybrid	Petrol/Electric	73	2ZR-FXE	09/10-09/12		Vehicle production country: UK				DOX-0622		
2.0 D-4D	Diesel	93	1AD-FTV	10/06-09/12					DOX-0265			
2.2 D	Diesel	130	2AD-FHV	11/06-09/12					DOX-0265			
<b>AURIS (E18) (12-18)</b>												
1.3	Petrol	73	1NR-FE	10/12-12/18					DOX-0591	DOX-0237		DOX-0109
1.6	Petrol	97	1ZR-FAE	10/12-12/18					DOX-0503			DOX-0109
1.6	Petrol	97	1ZR-FAE	10/12-12/18		Vehicle production country: UK			DOX-0566	DOX-0644		
1.8 Hybrid	Petrol/Electric	73	2ZR-FXE	10/12-12/18		Vehicle production country: UK			DOX-0566	DOX-0622		
2.0 D-4D	Diesel	91	1AD-FTV	10/12-04/15					DOX-0265			
<b>AVALON (X2) (99-05)</b>												
3.0	Petrol	157	1MZ-FE	09/99-12/04						DOX-0549		
<b>AVALON (X3) (05-12)</b>												
3.5	Petrol	198/200/206	2GR-FE	01/05-12/12				L/R	DOX-0261			DOX-0109
<b>AVENSIS (97-03)</b>												
1.6	Petrol	81	3ZZ-FE	07/00-02/03					DOX-0269	DOX-0279	DOX-0109	DOX-0109
1.6	Petrol	74/81	4A-FE	09/97-06/00	M				DOX-0251			DOX-0114
1.8	Petrol	95	1ZZ-FE	10/00-02/03						DOX-0279		DOX-0109
1.8	Petrol	95	1ZZ-FE	10/00-02/03	ATM		L		DOX-0253			
1.8	Petrol	95	1ZZ-FE	10/00-02/03	ATM		L/R				DOX-0106	
1.8	Petrol	95	1ZZ-FE	10/00-02/03	ATM		R		DOX-0252			
1.8	Petrol	95	1ZZ-FE	10/00-02/03	M		L		DOX-0270			
1.8	Petrol	95	1ZZ-FE	10/00-02/03	M		L/R				DOX-0109	
1.8	Petrol	95	1ZZ-FE	10/00-02/03	M		R		DOX-0238			















			KW					L/R	Direct Fit		Universal	
									Before	After	Before	After
<b>TOYOTA continued</b>												
<b>AVENSIS (97-03) continued</b>												
1.8	Petrol	81	7A-FE	09/97-06/00					DOX-0251			
2.0	Petrol	110	1AZ-FSE	10/00-02/03				L	DOX-0204	DOX-0277		
2.0	Petrol	110	1AZ-FSE	10/00-02/03				L/R			DOX-0109	DOX-0109
2.0	Petrol	110	1AZ-FSE	10/00-02/03				R	DOX-0238	DOX-0278		
2.0	Petrol	94	3S-FE	09/97-10/00					DOX-0547		DOX-0109	
2.0 TD	Diesel	66	2C-TE	09/97-02/03	M				DOX-0204		DOX-0109	
2.0 VVT-i	Petrol	110	1AZ-FSE	10/00-02/03				L	DOX-0204	DOX-0277		
2.0 VVT-i	Petrol	110	1AZ-FSE	10/00-02/03				L/R			DOX-0109	DOX-0109
2.0 VVT-i	Petrol	110	1AZ-FSE	10/00-02/03				R	DOX-0238	DOX-0278		
<b>AVENSIS (03-09)</b>												
1.6 VVT-i	Petrol	81	3ZZ-FE	04/03-11/08					DOX-0254	DOX-0240	DOX-0106	DOX-0109
1.6 VVT-i	Petrol	81	3ZZ-FE	04/03-11/08						DOX-0275		
												for vehicles with Xenon light
1.8	Petrol	95	1ZZ-FE	03/03-11/08					DOX-0254	DOX-0240	DOX-0106	DOX-0109
1.8	Petrol	95	1ZZ-FE	03/03-11/08						DOX-0275		
												for vehicles with Xenon light
2.0	Petrol	108	1AZ-FSE	03/03-11/08				L	DOX-0204	DOX-0287		
2.0	Petrol	108	1AZ-FSE	03/03-11/08				Left / Right			DOX-0109	DOX-0109
2.0	Petrol	108	1AZ-FSE	03/03-11/08				R	DOX-0238	DOX-0288		
2.0 D-4D	Diesel	85	1CD-FTV	04/03-11/04						DOX-0247		
2.0 D-4D	Diesel	85	1CD-FTV	04/03-11/04						DOX-0248		
												for vehicles with Xenon light
2.0 D-4D	Diesel	93	1AD-FTV	03/06-11/08						DOX-0264		
												For left-hand drive vehicles, Particle Filter
2.0 D-4D	Diesel	93	1AD-FTV	03/06-11/08						DOX-0265		
												For left-hand drive vehicles, Particle Filter, for vehicles with Xenon light
2.0 VVTi	Petrol	114	1AZ-FE	01/03-11/08				L	DOX-0258	DOX-0287		
2.0 VVTi	Petrol	114	1AZ-FE	01/03-11/08				L/R				DOX-0109
2.0 VVTi	Petrol	114	1AZ-FE	01/03-11/08				R	DOX-0260	DOX-0288		
2.2 D-CAT	Diesel	130	2AD-FHV	07/05-11/08						DOX-0264		
2.2 D-CAT	Diesel	130	2AD-FHV	07/05-11/08						DOX-0265		
												for vehicles with Xenon light
2.4	Petrol	120/125	2AZ-FSE	09/03-11/08				L	DOX-0204	DOX-0287		
2.4	Petrol	120/125	2AZ-FSE	09/03-11/08				Left / Right			DOX-0109	DOX-0109
2.4	Petrol	120/125	2AZ-FSE	09/03-11/08				R	DOX-0238	DOX-0288		
<b>AVENSIS (08-18)</b>												
1.6	Petrol	97	1ZR-FAE	11/08-10/18					DOX-0503	DOX-0644		DOX-0109
1.6	Petrol	97	1ZR-FAE	11/08-10/18					DOX-0566			
1.8	Petrol	108	2ZR-FAE	11/08-10/18					DOX-0503	DOX-0644		DOX-0109
1.8	Petrol	108	2ZR-FAE	11/08-10/18					DOX-0566			
2.0	Petrol	112	3ZR-FAE;3ZR-FE	11/08-10/18					DOX-0503	DOX-0644		DOX-0109
2.0	Petrol	112	3ZR-FAE	05/15-10/18					DOX-0566			
2.0 D-4D	Diesel	91/93	1AD-FTV	11/08-10/18					DOX-0265			
2.2 D-4D	Diesel	130	2AD-FHV	11/08-10/18					DOX-0265			
<b>AVENSIS Verso (01-09)</b>												
2.0	Petrol	110	1AZ-FE	08/01-11/09					DOX-0261	DOX-0234		DOX-0109
2.0	Petrol	110	1AZ-FE	08/01-10/03				L	DOX-0242			
2.0	Petrol	110	1AZ-FE	08/01-10/03				L/R		DOX-0277		
2.0	Petrol	110	1AZ-FE	08/01-10/03				R	DOX-0246			
2.4	Petrol	115	2AZ-FE	08/01-08/07						DOX-0234	DOX-0106	DOX-0109
2.4 4WD	Petrol	115	2AZ-FE	11/03-08/06						DOX-0234	DOX-0106	DOX-0109
<b>AYGO (05-14)</b>												
1.0	Petrol	50	1KR-FE	07/05-05/14					DOX-2028		DOX-0150	DOX-0150

				KW					L/R	Direct Fit		Universal	
										Before	After	Before	After
<b>TOYOTA continued</b>													
<b>AYGO (05-14) continued</b>													
1.0	Petrol	50	1KR-FE	07/05-05/14	M						DOX-2066		
1.0 GPL	Petrol/ Liquified Petroleum Gas (LPG)	50	1KR-FE	07/05-05/14	M					DOX-2028	DOX-2066	DOX-0150	DOX-0150
<b>BREVIS (99-07)</b>													
3.0	Petrol	162	2JZ-FSE	10/99-06/07					Front	DOX-0236			
3.0	Petrol	162	2JZ-FSE	10/99-06/07					Front /Rear			DOX-0109	
<b>CALDINA (T19) (92-97)</b>													
2.0	Petrol	129	3S-GE	07/94-09/97						DOX-0223		DOX-0110	
<b>CALDINA (T21) (97-02)</b>													
1.8	Petrol	85	7A-FE	10/97-08/02						DOX-0205			
<b>CALDINA (T24) (02-07)</b>													
2.0	Petrol	112	1AZ-FSE	09/02-06/07						DOX-0270		DOX-0109	
<b>CAMRY (V1) (90-97)</b>													
2.2	Petrol	100	5S-FE	06/91-07/96						DOX-0217		DOX-0101	
3.0	Petrol	135/138	3VZ-FE	06/91-08/96					L/R	DOX-0221			
3.0	Petrol	135/138	3VZ-FE	06/91-08/96					Left / Right			DOX-0107	
<b>CAMRY (V2) (86-91)</b>													
2.0	Petrol	89/94	3S-FE	10/87-02/93						DOX-0207		DOX-0101	
2.0	Petrol	89/94	3S-FE	10/87-02/93						DOX-0208		DOX-0107	
2.0 4WD	Petrol	94	3S-FE	08/88-05/91						DOX-0207		DOX-0101	
2.0 4WD	Petrol	94	3S-FE	08/88-05/91						DOX-0208		DOX-0107	
2.0 4WD	Petrol	88	3S-FE	10/87-06/91						DOX-0207		DOX-0107	
2.5	Petrol	118	2VZ-FE	10/86-06/91						DOX-0208		DOX-0101	
<b>CAMRY (V2) (96-01)</b>													
2.2	Petrol	96	5S-FE	08/96-11/01						DOX-0205	DOX-0271	DOX-0109	DOX-0109
2.2	Petrol	96	5S-FE	08/96-11/01						DOX-0242			
2.2	Petrol	93	5S-FE	08/97-09/02						DOX-0242	DOX-0271		DOX-0109
3.0 24V	Petrol	140	1MZ-FE	08/96-11/01							DOX-0550		DOX-0109
3.0 24V	Petrol	140	1MZ-FE	08/96-11/01					Front /Rear	DOX-0500		DOX-0109	
3.0 24V	Petrol	140	1MZ-FE	08/96-11/01					Front /Rear	DOX-0547			
3.0 24V	Petrol	140	1MZ-FE	08/96-11/01					Front /Rear	DOX-0246			
3.0 24V	Petrol	140	1MZ-FE	08/96-11/01					Front /Rear	DOX-0547			
3.0 V6	Petrol	135	1MZ-FE	08/96-11/01							DOX-0550		DOX-0109
3.0 V6	Petrol	135	1MZ-FE	08/96-11/01					Front /Rear	DOX-0500		DOX-0109	
3.0 V6	Petrol	135	1MZ-FE	08/96-11/01					Front /Rear	DOX-0547			
3.0 V6	Petrol	135	1MZ-FE	08/96-11/01					Front /Rear	DOX-0246			
3.0 V6	Petrol	135	1MZ-FE	08/96-11/01					Front /Rear	DOX-0547			
<b>CAMRY (V3) (01-06)</b>													
2.0 VTI	Petrol	110	1AZ-FE	08/01-11/06						DOX-0242			
2.4	Petrol	112	2AZ-FE	11/01-01/06						DOX-0242			
3.0	Petrol	137	1MZ-FE	08/01-11/06	ATM				Front	DOX-0258			
3.0	Petrol	137	1MZ-FE	08/01-11/06	ATM				L		DOX-0238		
3.0	Petrol	137	1MZ-FE	08/01-11/06	ATM				L/R				DOX-0109
3.0	Petrol	137	1MZ-FE	08/01-11/06	ATM				R		DOX-0237		
3.0	Petrol	137	1MZ-FE	08/01-11/06	ATM				Rear	DOX-0501			
<b>CAMRY (V4) (06-11)</b>													
2.4	Petrol	116/127	2AZ-FE	01/06-09/11						DOX-0261	DOX-0204		DOX-0109

# Lambda Sensors







## Application Tables







			KW					L/R	Direct Fit		Universal	
									Before	After	Before	After
<b>TOYOTA continued</b>												
<b>CAMRY (V4) (06-11) continued</b>												
2.4	Petrol	116/127	2AZ-FE	01/06-09/11					DOX-0626			
2.4 VVTi	Petrol	123	2AZ-FE	01/06-09/11					DOX-0261	DOX-0204		DOX-0109
2.4 VVTi	Petrol	123	2AZ-FE	01/06-09/11					DOX-0626			
3.5	Petrol	200	2GR-FE	01/06-12/11				L		DOX-0237		
3.5	Petrol	200	2GR-FE	01/06-12/11				L/R	DOX-0261			DOX-0109
3.5	Petrol	200	2GR-FE	01/06-12/11				L/R	DOX-0505			
3.5	Petrol	200	2GR-FE	01/06-12/11				R		DOX-0638		
3.5	Petrol	204	2GR-FE	09/06-12/14				L		DOX-0237		
3.5	Petrol	204	2GR-FE	09/06-12/14				L/R	DOX-0505			DOX-0109
3.5	Petrol	204	2GR-FE	09/06-12/14				R		DOX-0638		
3.5 VVTi XLE	Petrol	197	2GR-FE	01/06-09/11				L		DOX-0237		
3.5 VVTi XLE	Petrol	197	2GR-FE	01/06-09/11				L/R	DOX-0261			DOX-0109
3.5 VVTi XLE	Petrol	197	2GR-FE	01/06-09/11				L/R	DOX-0505			
3.5 VVTi XLE	Petrol	197	2GR-FE	01/06-09/11				R		DOX-0638		
<b>CAMRY (V5) (11-)</b>												
2.0	Petrol	109	6AR-FSE	01/15-					DOX-0571			
2.0	Petrol	109	1AZ-FE	09/11-					DOX-0626			
2.0 Hybrid	Petrol/ Electro	123	6AR-FSE	03/15-					DOX-0571			
2.5	Petrol	133/157	2AR-FE;2AR-FXE	08/11-04/17					DOX-0611			
3.5	Petrol	183/204	2GR-FE	09/11-11/14				L		DOX-0237		
3.5	Petrol	183/204	2GR-FE	09/11-				L/R	DOX-0611			DOX-0109
3.5	Petrol	183/204	2GR-FE	09/11-11/14				R		DOX-0638		
<b>CAMRY (V7) (17-)</b>												
2.5	Petrol	131/133/ 149	2AR-FE	08/17-					DOX-0571			
<b>CARINA E (92-97)</b>												
1.6	Petrol	73/78/85	4A-FE	04/92-09/97	ATM				DOX-0201			DOX-0104
1.6	Petrol	73/78/85	4A-FE	04/92-09/97	M				DOX-0201			DOX-0104
1.6	Petrol	73/78/85	4A-FE	04/92-09/97	M				DOX-0251			DOX-0114
1.6 16V	Petrol	78/85	4A-FE	12/94-09/97	ATM				DOX-0201			DOX-0104
1.6 16V	Petrol	78/85	4A-FE	12/94-09/97	M				DOX-0251			DOX-0114
1.6 GLI	Petrol	79	4A-FE	04/92-09/97	ATM				DOX-0201			DOX-0104
1.6 GLI	Petrol	79	4A-FE	04/92-09/97	M				DOX-0201			DOX-0104
1.6 GLI	Petrol	79	4A-FE	04/92-09/97	M				DOX-0251			DOX-0114
1.6 i	Petrol	73	4A-FE	02/95-09/97	ATM				DOX-0201			DOX-0104
1.6 i	Petrol	73	4A-FE	02/95-09/97	M				DOX-0251			DOX-0114
1.8	Petrol	79	7A-FE	01/95-09/97					DOX-0251			
1.8 i	Petrol	79	7A-FE	02/95-09/97					DOX-0251			
1.8 i 16V	Petrol	79	7A-FE	01/95-09/97					DOX-0251			
2.0	Petrol	98	3S-FE	01/93-09/97					DOX-0217			DOX-0101
2.0	Petrol	98	3S-FE	01/93-09/97					DOX-0547			
2.0 GLI	Petrol	98	3S-FE	04/92-09/97					DOX-0217			DOX-0101
2.0 GLI	Petrol	98	3S-FE	04/92-09/97					DOX-0547			
2.0 GTi	Petrol	116	3S-GE	04/92-12/95					DOX-0217			DOX-0101
2.0 GTi 16V	Petrol	129	3S-GE	03/94-01/96					DOX-0226			DOX-0110
2.0 i	Petrol	93	3S-FE	12/92-09/97					DOX-0217			DOX-0101
2.0 i	Petrol	93	3S-FE	12/92-09/97					DOX-0547			
<b>CARINA II (83-92)</b>												
1.6	Petrol	72/75	4A-FE	12/87-03/92					DOX-0249	DOX-0212		DOX-0101
1.6	Petrol	66	4A-F	12/87-08/90					DOX-0212			DOX-0101
2.0	Petrol	89/94	3S-FE	12/87-04/92					DOX-0212			DOX-0101
2.0 GLi	Petrol	89/94	3S-FE	12/87-03/92					DOX-0212			DOX-0101
<b>CELICA (85-89)</b>												
2.0	Petrol	103	3SGELC	01/86-08/89					DOX-0208			
2.0 GT	Petrol	103	3S-GELC	08/85-08/89					DOX-0208			
<b>CELICA (89-93)</b>												
1.6	Petrol	77	4A-FE	09/89-12/93					DOX-0212			DOX-0101



			KW					L/R	Direct Fit		Universal	
									Before	After	Before	After
<b>TOYOTA continued</b>												
<b>CELICA (89-93) continued</b>												
1.6	Petrol	77	4A-FE	09/89-12/93					DOX-0217			
2.0 GTi	Petrol	115/118	3S-GE	09/89-01/94					DOX-0212		DOX-0101	
2.0 GTi	Petrol	115/118	3S-GE	09/89-01/94					DOX-0217			
2.0 Turbo 4WD	Petrol	150/153	3S-GTE	10/89-01/94					DOX-0215		DOX-0101	
<b>CELICA (93-99)</b>												
1.8 i 16V	Petrol	85	7A-FE	11/93-11/99					DOX-0205		DOX-0101	
1.8 i 16V	Petrol	85	7A-FE	11/93-11/99					DOX-0216		DOX-0109	
2.0 GTi	Petrol	129	3S-GE	08/94-08/99					DOX-0226		DOX-0110	
2.0 i 16V	Petrol	125/129	3S-GE	11/93-11/99	M				DOX-0226		DOX-0110	
2.0 i Turbo 4WD	Petrol	178	3S-GTE	02/94-11/99					DOX-0217		DOX-0101	
<b>CELICA (99-05)</b>												
1.8 16V TS	Petrol	141	2ZZ-GE	08/99-09/05	M				DOX-0273	DOX-0274	DOX-0109	DOX-0109
1.8 16V VT-i	Petrol	105	1ZZ-FE	08/99-07/05	M				DOX-0273	DOX-0274	DOX-0109	DOX-0109
<b>CELSIOR (93-00)</b>												
4.0	Petrol	194	1UZ-FE	10/94-09/96		Vehicle production country: Japan	Front				DOX-0109	
4.0	Petrol	194	1UZ-FE	10/94-09/96		Vehicle production country: Japan	Rear	DOX-0550				
<b>CHASER (X10) (96-01)</b>												
2.5	Petrol	147	1JZ-GE	10/96-05/01	ATM	Vehicle production country: Japan		DOX-0205				
<b>C-HR (16-)</b>												
1.2	Petrol	85	8NR-FTS	10/16-						DOX-0639		
1.2 4WD	Petrol	85/96	8NR-FTS	10/16-						DOX-0639		
1.8 Hybrid	Petrol/ Electric	72/90	2ZR-FXE	10/16-						DOX-0639		
<b>COROLLA (E9) (87-93)</b>												
1.3	Petrol	55	2E;2E-E	08/87-06/92					DOX-0207		DOX-0107	
1.3 i	Petrol	55	2E;2E-E	08/87-04/92					DOX-0207		DOX-0107	
1.6	Petrol	66/70/77	4A-F;4A-FE	05/87-04/92					DOX-0210		DOX-0108	
1.6 4WD	Petrol	77	4A-FE	04/88-05/92					DOX-0210		DOX-0101	
1.6 4WD	Petrol	77	4A-FE	04/88-05/92					DOX-0211		DOX-0108	
1.6 4WD	Petrol	77	4A-FE	05/89-08/89		For left-hand drive vehicles			DOX-0210		DOX-0108	
1.6 4WD	Petrol	70	4A-F	02/88-08/89					DOX-0210		DOX-0108	
1.6 GTi	Petrol	85/92	4A-GE	07/87-10/94					DOX-0210			
1.6 GTi	Petrol	85/92	4A-GE	07/87-10/94					DOX-0241			
1.6 GTi	Petrol	85/92	4A-GE	07/87-08/89		For left-hand drive vehicles					DOX-0108	
1.6 i	Petrol	77	4A-FE	05/87-05/92					DOX-0210		DOX-0101	
1.6 i	Petrol	77	4A-FE	05/87-05/92					DOX-0211		DOX-0108	
1.6 i 4WD	Petrol	77	4A-FE	10/87-08/90					DOX-0211		DOX-0101	
1.6 i 4WD	Petrol	77	4A-FE	05/89-08/89		For left-hand drive vehicles			DOX-0210		DOX-0108	
1.6 XLI	Petrol	77	4A-FE	11/89-06/92					DOX-0210		DOX-0101	
1.6 XLI	Petrol	77	4A-FE	11/89-06/92					DOX-0211		DOX-0108	
<b>COROLLA (E10) (92-99)</b>												
1.3 XLI	Petrol	65	4E-FE	07/92-04/97					DOX-0219		DOX-0108	
1.3 XLI	Petrol	65	4E-FE	07/92-04/97					DOX-0225		DOX-0111	
1.3 XLI	Petrol	55	4E-FE	08/95-04/97					DOX-0225		DOX-0111	
1.3 XLI 16V	Petrol	65	4E-FE	07/92-09/95					DOX-0219		DOX-0108	
1.3 XLI 16V	Petrol	65	4E-FE	07/92-09/95					DOX-0225		DOX-0111	
1.6	Petrol	76/85	4A-FE	09/91-04/97	ATM				DOX-0202			
1.6	Petrol	76/85	4A-FE	09/91-04/97	M				DOX-0219		DOX-0108	
1.6 GLI	Petrol	84	4A-FE	07/92-04/97	ATM				DOX-0202			
1.6 GLI	Petrol	84	4A-FE	07/92-04/97	M				DOX-0219		DOX-0108	
1.6 i	Petrol	78	4A-FE	09/94-11/99	ATM				DOX-0202			
1.6 i	Petrol	78	4A-FE	09/94-11/99	M				DOX-0219		DOX-0108	
1.6 Si	Petrol	84	4A-FE	07/92-04/97	ATM				DOX-0202			

# Lambda Sensors

## Application Tables

			KW					L/R	Direct Fit		Universal	
									Before	After	Before	After
<b>TOYOTA continued</b>												
<b>COROLLA (E10) (92-99) continued</b>												
1.6 Si	Petrol	84	4A-FE	07/92-04/97	M				DOX-0219		DOX-0108	
1.8	Petrol	81	7A-FE	09/92-04/97					DOX-0219		DOX-0108	
1.8 16V 4WD	Petrol	81	7A-FE	09/95-04/97					DOX-0219		DOX-0108	
1.8 GT	Petrol	86	7A-FE	11/92-05/95					DOX-0219		DOX-0108	
1.8 GTi 4WD	Petrol	81	7A-FE	11/92-04/95					DOX-0219		DOX-0108	
1.8 i	Petrol	85	7A-FE	11/92-04/97					DOX-0219		DOX-0108	
<b>COROLLA (E11) (97-02)</b>												
1.4	Petrol	63	4E-FE	04/97-02/00					DOX-0225		DOX-0111	
1.4	Petrol	71	4ZZ-FE	10/99-01/02							DOX-0114	DOX-0114
1.4 16V	Petrol	71	4ZZ-FE	02/00-11/01							DOX-0114	DOX-0114
1.6	Petrol	81	3ZZ-FE	10/99-01/02					DOX-0205	DOX-0267	DOX-0109	DOX-0109
1.6	Petrol	81	4A-FE	04/97-10/99	ATM				DOX-0202			
1.6	Petrol	81	4A-FE	04/97-10/99	M				DOX-0225		DOX-0111	
1.6 16V	Petrol	81	3ZZ-FE	10/99-12/01					DOX-0205	DOX-0267	DOX-0109	DOX-0109
1.6 Aut.	Petrol	79	4A-FE	04/97-10/99	ATM				DOX-0202			
1.6 Aut.	Petrol	79	4A-FE	04/97-10/99	M				DOX-0225		DOX-0111	
1.8	Petrol	81	7A-FE	10/97-10/01					DOX-0222	DOX-0271	DOX-0102	DOX-0109
1.8	Petrol	81	7A-FE	10/97-10/01					DOX-0229		DOX-0110	
1.8 4WD	Petrol	81	7A-FE	04/97-10/01					DOX-0222	DOX-0271	DOX-0102	DOX-0109
1.8 4WD	Petrol	81	7A-FE	04/97-10/01					DOX-0229		DOX-0110	
<b>COROLLA (E12) (01-07)</b>												
1.4 VVT-i	Petrol	71	4ZZ-FE	10/01-02/07					DOX-2028	DOX-2067	DOX-0150	DOX-0150
1.4 VVT-i	Petrol	71	4ZZ-FE	10/01-02/07					DOX-2054			
1.5	Petrol	81	1NZ-FE	11/01-07/07					DOX-0280		DOX-0109	
1.6 VVT-i	Petrol	81	3ZZ-FE	10/01-03/08					DOX-0254	DOX-0240	DOX-0106	DOX-0109
1.6 VVT-i	Petrol	81	3ZZ-FE	10/01-03/08					DOX-0289			
1.8	Petrol	96/100	1ZZ-FE	03/01-12/07					DOX-0280		DOX-0109	
1.8 4WD	Petrol	100	1ZZ-FE	01/01-02/07					DOX-0280		DOX-0109	
1.8 VTL-i TS	Petrol	141/160/165	2ZZ-GE	11/01-02/07					DOX-0240	DOX-0285	DOX-0109	DOX-0109
<b>COROLLA (E14, E15) (06-14)</b>												
1.33	Petrol	74	1NR-FE	12/08-07/14					DOX-0510	DOX-0237		DOX-0109
1.4 VVT-i	Petrol	71	4ZZ-FE	11/06-12/08					DOX-2054		DOX-0150	
1.6	Petrol	97	1ZR-FE	04/10-04/13					DOX-0542		DOX-0106	
1.6	Petrol	97	1ZR-FAE;1ZR-FE	11/06-11/13								DOX-0109
1.6	Petrol	97	1ZR-FAE;1ZR-FE	11/06-04/13						DOX-0644		
1.6	Petrol	97	1ZR-FAE	11/06-04/10					DOX-0503			
1.6 Dual VVTi	Petrol	91	1ZR-FE	01/07-04/13					DOX-0542		DOX-0106	DOX-0109
1.6 Dual VVTi	Petrol	91	1ZR-FE	01/07-04/13						DOX-0644		
1.6 Dual VVTi	Petrol	91	1ZR-FE	08/10-04/13					DOX-0566			
1.6 VVTi	Petrol	90	1ZR-FE	07/10-04/13					DOX-0542		DOX-0106	DOX-0109
1.6 VVTi	Petrol	90	1ZR-FE	07/10-04/13						DOX-0644		
1.6 VVTi	Petrol	90	1ZR-FE	08/10-04/13					DOX-0566			
1.6 VVTi	Petrol	100	1ZR-FE	03/07-12/10					DOX-0503			
1.6 VVTi	Petrol	100	1ZR-FE	03/07-12/10					DOX-0503	DOX-0644		
1.6 VVTi	Petrol	100	1ZR-FE	03/07-12/10	M							DOX-0109
2.0 D-4D	Diesel	93	1AD-FTV	11/06-07/14					DOX-0265			






			KW					L/R	Direct Fit		Universal	
									Before	After	Before	After
<b>TOYOTA continued</b>												
<b>COROLLA (E18) (13-18)</b>												
1.3	Petrol	73	1NR-FE	06/13-08/18					DOX-0591			
1.6	Petrol	97	1ZR-FAE	06/13-12/18					DOX-0503			DOX-0109
1.6	Petrol	97	1ZR-FAE	06/13-12/18					DOX-0566			
1.6	Petrol	97	1ZR-FAE	06/13-12/18						DOX-0644		
1.6	Petrol	90	1ZR-FE	06/13-12/18					DOX-0566	DOX-0644		DOX-0109
1.8 VVTi	Petrol	103	2ZR-FE	06/13-08/19					DOX-0566	DOX-0644		DOX-0109
<b>COROLLA Axio (12-)</b>												
1.3	Petrol	70	1NR-FE	05/12-03/15						DOX-0269		
<b>COROLLA Verso (E12) (01-09)</b>												
1.6	Petrol	81	3ZZ-FE	08/01-03/09					DOX-0254	DOX-0240	DOX-0106	DOX-0109
1.8	Petrol	95	1ZZ-FE	04/04-03/09					DOX-0254	DOX-0240	DOX-0106	DOX-0109
1.8 VVT-i	Petrol	99	1ZZ-FE	12/01-01/04					DOX-0240	DOX-0285	DOX-0109	DOX-0109
2.2 D-4D	Diesel	100/130	2AD-FHV;2AD-FTV	10/05-03/09					DOX-0264			
<b>CRESTA (84-01)</b>												
2.0 VVTi 24V	Petrol	118	1G-FE	10/96-09/01					DOX-0224		DOX-0110	
2.5 VVTi	Petrol	147	1JZ-GE	10/96-09/01	ATM	Vehicle production country: Japan			DOX-0205			
<b>CROWN (91-99)</b>												
3.0	Petrol	162	2JZ-GE	10/91-08/99	ATM	Vehicle production country: Japan			DOX-0205			
<b>CROWN (03-08)</b>												
3.0 4WD	Petrol	188	3GR-FSE	12/03-02/08				L/R	DOX-0263	DOX-0541		
3.0 4WD	Petrol	188	3GR-FSE	12/03-08/05				R	DOX-0260			
<b>FJ CRUISER (07-18)</b>												
4.0	Petrol	178	1GR-FE	01/06-12/11	ATM			L/R	DOX-0263	DOX-0237		DOX-0109
4.0 4WD	Petrol	191/200/203	1GR-FE	06/05-01/18	ATM			L/R	DOX-0263	DOX-0237		DOX-0109
4.0 VVTi 4WD	Petrol	178	1GR-FE	01/06-01/18	ATM			L/R	DOX-0263	DOX-0237		DOX-0109
<b>GAIA (98-03)</b>												
2.0 VVTi	Petrol	112	1AZ-FSE	04/01-08/04					DOX-0237		DOX-0109	
2.0 VVTi 4WD	Petrol	112	1AZ-FSE	08/02-08/04					DOX-0237		DOX-0109	
<b>GT 86 (12-)</b>												
2.0	Petrol	147	4U-GSE;FA20;FA20D	03/12-					DOX-0570			
<b>HARRIER (97-03)</b>												
3.0 4WD	Petrol	164	1MZ-FE	03/98-01/03								DOX-0110
<b>HARRIER (03-08)</b>												
3.5 4WD	Petrol	206	2GR-FE	04/05-12/08				Front		DOX-0275		
3.5 4WD	Petrol	206	2GR-FE	04/05-12/08				Front/Rear				DOX-0109
<b>HARRIER (13-)</b>												
2.0	petrol	111	3ZR-FAE	10/13-					DOX-0566	DOX-0627		
2.0 4WD	petrol	111	3ZR-FAE	10/13-					DOX-0566	DOX-0627		
<b>HIACE IV (87-12)</b>												
2.4	Petrol	88	2RZ-E	08/89-08/03					DOX-0213		DOX-0101	
2.4	Petrol	88	2RZ-E	08/89-08/03					DOX-0217			
2.4	Petrol	85	2RZ-E	08/95-11/03					DOX-0226		DOX-0110	
2.4 4WD	Petrol	88	2RZ-E	08/89-08/95					DOX-0213		DOX-0101	
2.4 4WD	Petrol	88	2RZ-E	08/89-08/95					DOX-0217			
2.4 4WD	Petrol	85	2RZ-E	08/95-04/98					DOX-0226		DOX-0110	
2.4 i	Petrol	88	2RZ-E	08/95-08/04					DOX-0226		DOX-0110	
2.7	Petrol	106	3RZ-FE	04/98-12/06					DOX-0226	DOX-0286	DOX-0110	
2.7 4WD	Petrol	106	3RZ-FE	04/98-05/06					DOX-0226	DOX-0286	DOX-0110	
<b>HILUX II (83-05)</b>												
2.4	Petrol	107	2RZ-FE	08/97-08/01					DOX-0224	DOX-0224	DOX-0110	DOX-0110
2.4 i 4WD	Petrol	84	22RE	01/89-07/97					DOX-0208		DOX-0101	
2.4 i 4WD	Petrol	84	22RE	01/89-07/97					DOX-0216			
2.4 i 4WD	Petrol	103	2RZ-FE	08/97-08/01					DOX-0224	DOX-0224	DOX-0110	DOX-0110
<b>HILUX IV (15-)</b>												
2.4 D	Diesel	110/125	2GD-FTV	05/15-					DOX-0595			
2.4 D 4WD	Diesel	110/125	2GD-FTV	05/15-					DOX-0595			
2.8 D	Diesel	130	1GD-FTV	05/15-					DOX-0595			
2.8 D 4WD	Diesel	130	1GD-FTV	05/15-					DOX-0595			
<b>IQ (09-15)</b>												
1.0	Petrol	50	1KR-FE	01/09-05/13					DOX-0508			

			KW					L/R	Direct Fit		Universal		
									Before	After	Before	After	
<b>TOYOTA continued</b>													
<b>ISIS (04-14)</b>													
1.8 VVTi	Petrol	106	2ZR-FAE	04/07-08/14						DOX-0504		DOX-0109	
2.0 VVTi	Petrol	116	3ZR-FAE	09/09-08/14						DOX-0503			
<b>KLUGER / HIGHLANDER I (00-07)</b>													
3.0	Petrol	164	1MZ-FE	11/00-08/03								DOX-0110	
3.0	Petrol	164	1MZ-FE	11/00-12/03				Left / Right		DOX-0500		DOX-0132	
3.0	Petrol	164	1MZ-FE	11/00-12/03				Left / Right		DOX-0501			
3.0 4WD	Petrol	164	1MZ-FE	11/00-07/03								DOX-0110	
3.0 4WD	Petrol	164	1MZ-FE	11/00-07/03				Left / Right		DOX-0500			
3.3	Petrol	171	3MZ-FE	08/03-05/07				Left / Right		DOX-0501		DOX-0132	
3.3 4WD	Petrol	171	3MZ-FE	10/03-05/07				Left / Right		DOX-0501		DOX-0132	
3.3 Hybrid	Petrol / Electric	200	3MZ-FE	03/05-12/07				Left / Right		DOX-0501		DOX-0132	
3.3 Hybrid 4WD	Petrol / Electric	200	3MZ-FE	08/07-08/10		For cyl: 2-4-6		Front		DOX-0260			
3.3 Hybrid 4WD	Petrol / Electric	200	3MZ-FE	03/05-12/10				Left / Right		DOX-0501		DOX-0132	
3.3 Hybrid 4WD	Petrol / Electric	200	3MZ-FE	08/07-08/10		For cyl: 1-3-5		Rear		DOX-0506			
<b>KLUGER / HIGHLANDER III (14-)</b>													
3.5 AWD	Petrol	183	2GR-FE	09/14-				Front		DOX-0622			
3.5 AWD	Petrol	183	2GR-FE	09/14-11/16		Vehicle production country: USA		Front		DOX-0611			
3.5 AWD	Petrol	183	2GR-FE	09/14-11/16		Vehicle production country: USA		Rear		DOX-0569			
<b>LAND CRUISER (J80) (90-98)</b>													
4.0	Petrol	115	3F-E	01/90-10/92				L/R		DOX-0213		DOX-0101	
4.5 24V	Petrol	151	1FZ-FE	01/95-12/97						DOX-0223		DOX-0110	
<b>LAND CRUISER (J100) (98-08)</b>													
4.7	Petrol	173/175	2UZ-FE	01/98-08/07				L/R		DOX-0269	DOX-0226	DOX-0109	DOX-0109
4.7	Petrol	173/175	2UZ-FE	01/98-08/07				L/R			DOX-0236		DOX-0110
<b>LAND CRUISER (J200) (07-)</b>													
4.6 V8	Petrol	234	1UR-FE	01/12-				L			DOX-0237		
4.6 V8	Petrol	234	1UR-FE	01/12-				L/R		DOX-0591			DOX-0109
4.6 V8	Petrol	234	1UR-FE	01/12-				R			DOX-0638		
4.7 V8	Petrol	202/212/232	2UZ-FE	08/07-				L			DOX-0237		
4.7 V8	Petrol	202/212/232	2UZ-FE	08/07-				L/R		DOX-0506			DOX-0109
4.7 V8	Petrol	202/212/232	2UZ-FE	08/07-				R			DOX-0638		
4.7 V8	Petrol	227	1UR-FE	09/10-				L			DOX-0237		
4.7 V8	Petrol	227	1UR-FE	09/10-				L/R		DOX-0591			DOX-0109
4.7 V8	Petrol	227	1UR-FE	09/10-				R			DOX-0638		
<b>LAND CRUISER / PRADO (J70) (84-06)</b>													
2.4	Petrol	84	22RE	12/88-04/96						DOX-0213		DOX-0101	
2.4	Petrol	84	22RE	12/88-04/96						DOX-0217			
<b>LAND CRUISER / PRADO (J120) (02-10)</b>													
2.7	Petrol	110	2TR-FE	08/04-07/09						DOX-0258			DOX-0109
2.7	Petrol	120	3RZ-FE	09/02-07/04								DOX-0109	
4.0	Petrol	179/183/207	1GR-FE	08/04-12/10				L/R		DOX-0506	DOX-0237		
4.0	Petrol	179/183/207	1GR-FE	09/02-08/04	ATM			L			DOX-0255		
4.0	Petrol	179/183/207	1GR-FE	09/02-12/10	ATM			L/R		DOX-0259			DOX-0106
4.0	Petrol	179/183/207	1GR-FE	09/02-12/10	ATM			L/R		DOX-0263			DOX-0109
4.0	Petrol	179/183/207	1GR-FE	09/02-08/04	ATM			R			DOX-0256		
4.0	Petrol	203	1GR-FE	08/05-07/09				L/R		DOX-0506	DOX-0237		
4.0	Petrol	203	1GR-FE	08/05-07/09	ATM			L/R		DOX-0263			DOX-0109
<b>LAND CRUISER / PRADO (J150) (10-)</b>													
2.8 D-4D	Diesel	130/147	1GD-FTV	06/15-						DOX-0595			
4.0 V6 Dual VVTi	Petrol	205	1GR-FE	08/09-06/15				L/R			DOX-0638		
4.0 V6 VVTi	Petrol	183/202	1GR-FE	08/09-06/15				L/R			DOX-0638		

		KW					L/R	Direct Fit		Universal	
								Before	After	Before	After
<b>TOYOTA continued</b>											
<b>LAND CRUISER / PRADO (J150) (10-) continued</b>											
4.0 V6 VVT-i	Petrol	207	1GR-FE	08/09-06/15			L/R		DOX-0638		
<b>LAND CRUISER / PRADO / COLORADO (J90) (95-02)</b>											
3.4 i 24V	Petrol	131	5VZ-FE	03/96-09/02					DOX-0270	DOX-0110	DOX-0109
3.4 i 24V	Petrol	131	5VZ-FE	03/96-09/02				DOX-0226			
						For right-hand drive vehicles					
3.4 i 24V	Petrol	131	5VZ-FE	03/96-09/02	ATM	For left-hand drive vehicles		DOX-0229			
3.4 i 24V	Petrol	131	5VZ-FE	03/96-09/02	ATM	For left-hand drive vehicles		DOX-0245			
3.4 i 24V	Petrol	131	5VZ-FE	08/01-09/02	M			DOX-0244			
3.4 i 24V	Petrol	131	5VZ-FE	03/96-09/02	M	For left-hand drive vehicles		DOX-0224			
<b>LITEACE (92-97)</b>											
2.2	Petrol	72	4Y-EC	01/92-01/95	M			DOX-0216	DOX-0222	DOX-0101	DOX-0102
<b>MARK II (88-96)</b>											
2.5 4WD	Petrol	132	1JZ-GE	10/92-09/96		For cyl: 1-3		DOX-0236		DOX-0109	
2.5 4WD	Petrol	132	1JZ-GE	10/92-09/96		For cyl: 4-6		DOX-0270		DOX-0109	
<b>MARK II (96-01)</b>											
2.0 VVTi	Petrol	118	1G-FE	10/96-09/01				DOX-0224		DOX-0110	
<b>MARK X I (04-09)</b>											
3.0 VVTi	Petrol	183	3GR-FSE	11/04-09/09			L/R	DOX-0263	DOX-0541		
3.0 VVTi	Petrol	183	3GR-FSE	11/04-08/05			R	DOX-0260			
<b>MATRIX (08-14)</b>											
2.4	Petrol	117	2AZ-FE	01/08-08/13				DOX-0505			
2.4 4WD	Petrol	117	2AZ-FE	01/09-12/10				DOX-0505			
<b>MR 2 II (89-00)</b>											
2.0	Petrol	88	3S-FE	12/89-08/92		For right-hand drive vehicles		DOX-0208		DOX-0101	
2.0 16V	Petrol	115/125/129	3S-GE	12/89-05/00				DOX-0205		DOX-0101	
2.0 16V	Petrol	115/125/129	3S-GE	12/89-05/00				DOX-0208		DOX-0109	
2.0 16V	Petrol	115/125/129	3S-GE	12/89-05/00				DOX-0216			
2.0 16V	Petrol	115/125/129	3S-GE	12/89-05/00				DOX-0226			
2.0 Turbo	Petrol	167/180	3S-GTE	12/89-06/95				DOX-0215		DOX-0101	
<b>MR 2 III (99-07)</b>											
1.8 16V VT-i	Petrol	103	1ZZ-FE	10/99-06/07				DOX-0204	DOX-0206	DOX-0109	DOX-0109
<b>NADIA (98-03)</b>											
2.0 4WD	Petrol	107	3S-FSE	04/98-08/03				DOX-0270		DOX-0109	
<b>NOAH / VOXY (01-07)</b>											
2.0	Petrol	112	1AZ-FSE	11/01-06/07				DOX-0237		DOX-0109	
<b>NOAH / VOXY (07-13)</b>											
2.0	Petrol	103	3ZR-FE	06/07-12/13				DOX-0614			
2.0 4WD	Petrol	103	3ZR-FE	06/07-12/13				DOX-0614			
<b>OPA (00-05)</b>											
2.0	Petrol	112	1AZ-FSE	08/00-04/05		Vehicle production country: Japan		DOX-0275		DOX-0109	
<b>PASEO (88-95)</b>											
1.5	Petrol	74/85	5E-FE	06/88-08/95				DOX-0220		DOX-0102	
<b>PASEO (95-99)</b>											
1.5	Petrol	66/81/85	5E-FE	08/95-06/99				DOX-0203	DOX-0549	DOX-0109	DOX-0109
1.5	Petrol	66/81/85	5E-FE	08/95-06/99				DOX-0204			
<b>PICNIC (96-01)</b>											
2.0	Petrol	90	3S-FE	06/00-12/01				DOX-0242	DOX-0283		DOX-0109
2.0	Petrol	99	3S-FE	05/96-05/01				DOX-0242	DOX-0283		DOX-0109
2.0	Petrol	99	3S-FE	05/96-05/01				DOX-0547			
2.0 16V	Petrol	94	3S-FE	08/96-09/00				DOX-0242	DOX-0283		DOX-0109
2.0 16V	Petrol	94	3S-FE	08/96-09/00				DOX-0547			
2.0 4WD	Petrol	99	3S-FE	09/96-05/01				DOX-0242	DOX-0283		DOX-0109
2.0 4WD	Petrol	99	3S-FE	09/96-05/01				DOX-0547			









Model	Fuel	KW	Engine	Date	Type	L/R	Direct Fit		Universal	
							Before	After	Before	After
<b>TOYOTA continued</b>										
<b>PLATZ (99-05)</b>										
1.0	Petrol	50	1SZ-FE	04/99-08/05			DOX-0206		DOX-0109	
1.5	Petrol	78	1NZ-FE	04/99-08/05			DOX-0204		DOX-0109	
<b>PREMIO (07-)</b>										
1.8 4WD	Petrol	98	2ZR-FAE	07/07-02/13			DOX-0504			
<b>PREVIA / ESTIMA I (90-00)</b>										
2.4	Petrol	97	2TZ-FE	05/90-08/96			DOX-0216	DOX-0220	DOX-0101	DOX-0102
2.4 4WD	Petrol	97	2TZ-FE	01/90-08/96			DOX-0216	DOX-0220	DOX-0101	DOX-0102
<b>PREVIA / ESTIMA II (00-06)</b>										
2.4	Petrol	115	2AZ-FE	04/03-02/06			DOX-0261			DOX-0109
2.4	Petrol	115	2AZ-FE	02/00-04/03		L	DOX-0242	DOX-0277		
2.4	Petrol	115	2AZ-FE	02/00-04/03		L/R				DOX-0109
2.4	Petrol	115	2AZ-FE	02/00-04/03		R	DOX-0246	DOX-0206		
<b>PREVIA / ESTIMA III (05-)</b>										
2.4	Petrol	125	2AZ-FE	10/05-			DOX-0261			DOX-0109
2.4	Petrol	125	2AZ-FE	10/05-			DOX-0505			
2.4 4WD	Petrol	125	2AZ-FE	01/06-			DOX-0261			DOX-0109
2.4 4WD	Petrol	125	2AZ-FE	01/06-			DOX-0505			
3.5	Petrol	206	2GR-FE	05/16-			DOX-0569			
3.5	Petrol	206	2GR-FE	04/12-05/16			DOX-0569			
3.5	Petrol	206	2GR-FE	04/12-05/16			DOX-0501			
3.5	Petrol	206	2GR-FE	11/06-08/07		Rear	DOX-0501			
<b>PRIUS (W1) (00-04)</b>										
1.5 Hybrid	Petrol/ Electric	53	1NZ-FXE	05/00-01/04			DOX-0204	DOX-0271	DOX-0109	DOX-0109
<b>PRIUS (W2) (03-09)</b>										
1.5	Petrol/ Electric	57	1NZ-FXE	09/03-12/09	ATM		DOX-0262	DOX-0239		DOX-0109
<b>PRIUS (W3) (09-)</b>										
1.8 Hybrid	Petrol/ Electric	73	2ZR-FXE	06/08-			DOX-0566	DOX-0622		DOX-0109
1.8 Hybrid	Petrol/ Electric	73	2ZR-FXE	06/08-			DOX-0614			
1.8 Hybrid	Petrol/ Electric	100	2ZR-FXE	06/08-			DOX-0566	DOX-0622		
1.8 Hybrid	Petrol/ Electric	100	2ZR-FXE	06/08-			DOX-0614			
1.8 PHEV	Petrol/ Electric	73	2ZR-FXE	01/12-			DOX-0566	DOX-0622		DOX-0109
<b>PRIUS Plus (W4) (11-)</b>										
1.8 Hybrid	Petrol/ Electric	73	2ZR-FXE	05/11-			DOX-0566	DOX-0622		DOX-0109
<b>PROBOX / SUCCEED (02-14)</b>										
1.3 VVTi	Petrol	64	2NZ-FE	06/10-08/14			DOX-0614			
1.5 VVTi	Petrol	80	1NZ-FE	06/10-08/14			DOX-0614			
1.5 VVTi 4WD	Petrol	77	1NZ-FE	06/10-08/14			DOX-0614			
<b>PROGRES (97-07)</b>										
3.0	Petrol	162	2JZ-FSE	10/97-07/07		Front	DOX-0236			
3.0	Petrol	162	2JZ-FSE	10/97-07/07		Front/ Rear			DOX-0109	
<b>RACTIS (10-)</b>										
1.33	Petrol	70/73	1NR-FE;1NR-FKE	11/10-05/14			DOX-0591	DOX-0269		
<b>RAUM (97-03)</b>										
1.5	Petrol	69	5E-FE	08/97-04/03			DOX-0204		DOX-0132	
1.5	Petrol	69	5E-FE	08/97-04/03			DOX-0236			
1.5 4WD	Petrol	67	5E-FE	08/97-04/03			DOX-0204		DOX-0132	
1.5 4WD	Petrol	67	5E-FE	08/97-04/03			DOX-0236			
<b>RAUM (03-11)</b>										
1.5	Petrol	80	1NZ-FE	05/03-10/11					DOX-0109	
1.5 4WD	Petrol	77	1NZ-FE	05/03-10/11					DOX-0109	
<b>RAV 4 I / FUNCRIUISER (94-00)</b>										
2.0	Petrol	99	3S-FE	06/97-09/99			DOX-0500	DOX-0202	DOX-0109	DOX-0109
2.0	Petrol	99	3S-FE	06/97-09/99			DOX-0547	DOX-0547		
2.0	Petrol	99	3S-FE	06/97-09/97			DOX-0547			
2.0	Petrol	95	3S-FE	09/97-09/00			DOX-0500	DOX-0547		DOX-0109

			KW					L/R	Direct Fit		Universal	
									Before	After	Before	After
<b>TOYOTA continued</b>												
<b>RAV 4 I / FUNCRUISER (94-00) continued</b>												
2.0 4WD	Petrol	94/99	3S-FE	01/94-06/00					DOX-0228	DOX-0202	DOX-0109	DOX-0109
2.0 4WD	Petrol	94/99	3S-FE	01/94-06/00					DOX-0500	DOX-0547	DOX-0110	
2.0 4WD	Petrol	94/99	3S-FE	01/94-06/00					DOX-0547			
2.0 4WD	Petrol	94/99	3S-FE	01/94-09/97		For right-hand drive vehicles			DOX-0547			
<b>RAV 4 II (00-05)</b>												
1.8	Petrol	92	1ZZ-FE	08/00-11/05					DOX-0279	DOX-0280	DOX-0109	DOX-0109
2.0 4WD	Petrol	110	1AZ-FE;1AZ-FSE	07/03-11/05					DOX-0261	DOX-0233		DOX-0109
2.0 4WD	Petrol	110	1AZ-FE;1AZ-FSE	05/00-07/03			L		DOX-0242	DOX-0277		
2.0 4WD	Petrol	110	1AZ-FE;1AZ-FSE	05/00-07/03			L/R					DOX-0109
2.0 4WD	Petrol	110	1AZ-FE;1AZ-FSE	05/00-07/03			R		DOX-0246	DOX-0282		
<b>RAV 4 III (05-13)</b>												
2.0	Petrol	109/116	3ZR-FAE	12/08-06/13					DOX-0503	DOX-0627		DOX-0109
2.0 4WD	Petrol	109/116	3ZR-FAE	12/08-06/13					DOX-0503	DOX-0627		DOX-0109
2.0 4WD	Petrol	112	1AZ-FE	02/06-12/12						DOX-0547		
2.0 4WD	Petrol	112	1AZ-FE	02/06-12/12		For left-hand drive vehicles			DOX-0261			
2.0 4WD	Petrol	112	1AZ-FE	02/06-12/12		For left-hand drive vehicles			DOX-0505			
2.0 4WD	Petrol	112	1AZ-FE	08/10-12/12		For right-hand drive vehicles			DOX-0261			
2.2 D	Diesel	110	2AD-FHV;2AD-FTV	12/08-12/12					DOX-0507			
2.2 D 4WD	Diesel	100/130	2AD-FHV;2AD-FTV	02/06-12/12					DOX-0266			
2.2 D 4WD	Diesel	100/130	2AD-FHV;2AD-FTV	02/06-12/12					DOX-0507			
2.2 D 4WD	Diesel	110	2AD-FHV;2AD-FTV	12/08-12/12					DOX-0507			
2.4	Petrol	125	2AZ-FE	11/05-12/12						DOX-0547		
2.4	Petrol	125	2AZ-FE	11/05-12/12		For left-hand drive vehicles			DOX-0261			
2.4	Petrol	125	2AZ-FE	11/05-12/12		For left-hand drive vehicles			DOX-0505			
2.4	Petrol	125	2AZ-FE	08/10-12/12		For right-hand drive vehicles			DOX-0261			
2.4 4WD	Petrol	125	2AZ-FE	11/05-12/12						DOX-0547		
2.4 4WD	Petrol	125	2AZ-FE	11/05-12/12		For left-hand drive vehicles			DOX-0261			
2.4 4WD	Petrol	125	2AZ-FE	11/05-12/12		For left-hand drive vehicles			DOX-0505			
2.4 4WD	Petrol	125	2AZ-FE	08/10-12/12		For right-hand drive vehicles			DOX-0261			
3.5 4WD	Petrol	201	2GR-FE	11/05-12/12			L		DOX-0626			
3.5 4WD	Petrol	201	2GR-FE	11/05-12/12			R		DOX-0505			
<b>RAV 4 IV (12-)</b>												
2.0	Petrol	105	3ZR-FE	12/12-						DOX-0627		
2.0 4WD	Petrol	111	3ZR-FAE	12/12-					DOX-0503	DOX-0627		
2.0 4WD	Petrol	111	3ZR-FAE	12/12-					DOX-0566			
2.0 4WD	Petrol	107	3ZR-FE	12/12-						DOX-0627		
2.0 D	Diesel	91	1AD-FTV	12/12-11/18					DOX-0507			
2.0 D 4WD	Diesel	91	1AD-FTV	01/13-11/18					DOX-0507			
2.0 VVT-i	Petrol	107	3ZR-FAE	12/12-					DOX-0503	DOX-0627		
2.0 VVT-i	Petrol	107	3ZR-FAE	12/12-					DOX-0566			
2.2 D 4WD	Diesel	110	2AD-FTV	12/12-					DOX-0507			
2.5	Petrol	132	2AR-FE	12/12-11/18					DOX-0569			
2.5 4WD	Petrol	132	2AR-FE	12/12-					DOX-0569			
2.5 Hybrid	Petrol/ Electric	114/145	2AR-FXE	10/15-11/18					DOX-0571			

# Lambda Sensors | Application Tables







			KW					L/R	Direct Fit		Universal		
									Before	After	Before	After	
<b>TOYOTA continued</b>													
<b>RAV 4 IV (12-) continued</b>													
2.5 Hybrid 4WD	Petrol/ Electric	114/145	2AR-FXE		10/15-12/18					DOX-0571			
<b>SIENNA (03-09)</b>													
3.3	Petrol	169	3MZ-FE		01/03-12/06	ATM		L/R		DOX-0501			
3.3 4WD	Petrol	169	3MZ-FE		01/03-11/09	ATM		L/R		DOX-0501			
3.5	Petrol	198	2GR-FE		10/06-12/10			L		DOX-0501			
3.5 4WD	Petrol	198	2GR-FE		01/07-03/10			L		DOX-0501			
<b>SIENNA (10-)</b>													
3.5	Petrol	196/198	2GR-FE		09/14-08/16			Front		DOX-0622			
3.5 4WD	Petrol	198	2GR-FE		09/14-08/16			Front		DOX-0622			
<b>SPADE (12-)</b>													
1.3	petrol	73	1NR-FE		08/12-07/15					DOX-0269			
<b>SPRINTER (82-02)</b>													
1.5	Petrol	74	5A-FE		08/95-11/02						DOX-0125		
1.6	Petrol	81	4A-FE		08/95-10/01						DOX-0125		
<b>STARLET (P7) (84-89)</b>													
1.3	Petrol	55	2E-L;2E-LC		07/87-12/89					DOX-0207	DOX-0107		
<b>STARLET (P8) (89-96)</b>													
1.3 12V	Petrol	55	2E-E		12/89-12/92					DOX-0220		DOX-0102	
1.3 12V	Petrol	55	2E-E		12/89-12/92					DOX-0222			
1.3 12V Cat	Petrol	55	2E-E		12/89-03/96					DOX-0220		DOX-0102	
1.3 12V Cat	Petrol	55	2E-E		12/89-03/96					DOX-0222			
<b>STARLET (P9) (96-99)</b>													
1.3	Petrol	55	4E-FE		01/96-07/99					DOX-0547		DOX-0109	
<b>SUPRA (86-93)</b>													
3.0	Petrol	140	7M-GE		01/86-05/93					DOX-0207		DOX-0107	
3.0 24V	Petrol	150	7M-GE		01/86-08/88					DOX-0207		DOX-0107	
3.0 Turbo	Petrol	173/175	7M-GTE		09/87-05/93					DOX-0209			
3.0 Turbo	Petrol	173/175	7M-GTE		09/87-05/93					DOX-0218			
<b>SUPRA (93-02)</b>													
3.0 i	Petrol	168	2JZ-GE		08/95-09/97			Front /Rear		DOX-0270		DOX-0109	
3.0 i	Petrol	168	2JZ-GE		09/97-08/98	For cyl: 1-3		Front /Rear		DOX-0270		DOX-0109	
3.0 i Bi-Turbo	Petrol	243	2JZ-GTE		05/93-08/98			Front /Rear				DOX-0110	
3.0 i Bi-Turbo	Petrol	243	2JZ-GTE		05/93-08/98			Rear		DOX-0227			
3.0 i Bi-Turbo	Petrol	243	2JZ-GTE		05/93-08/98			Rear		DOX-0228			
<b>TOWN ACE (92-01)</b>													
2.0	Petrol	94/96	3S-FE		10/96-10/01			Front		DOX-0270		DOX-0109	
2.0 4WD	Petrol	96	3S-FE		10/96-10/01			Front		DOX-0270		DOX-0109	
<b>URBAN CRUISER (07-16)</b>													
1.33	Petrol	74	1NR-FE		01/09-03/16					DOX-0510	DOX-0269		
<b>VEROSSA (00-03)</b>													
2.0 VVTi	Petrol	118	1G-FE		10/00-11/03	For cyl: 1-3				DOX-0236		DOX-0109	
2.0 VVTi	Petrol	118	1G-FE		10/00-11/03	For cyl: 4-6				DOX-0270		DOX-0109	
2.0 VVTi 4WD	Petrol	118	1G-FE		10/00-11/03	For cyl: 1-3				DOX-0236		DOX-0109	
2.0 VVTi 4WD	Petrol	118	1G-FE		10/00-11/03	For cyl: 4-6				DOX-0270		DOX-0109	
<b>VERSO (09-18)</b>													
1.6	Petrol	81/97	1ZR-FAE		04/09-08/18					DOX-0503	DOX-0644		
1.6	Petrol	81/97	1ZR-FAE		04/09-08/18					DOX-0566			
1.8	Petrol	108	2ZR-FAE		04/09-08/18					DOX-0503	DOX-0644	DOX-0109	
1.8	Petrol	108	2ZR-FAE		04/09-08/18					DOX-0566			
2.0 D-4D	Diesel	91/93	1AD-FTV		04/09-08/18					DOX-0265			
2.2 D-4D	Diesel	110	2AD-FHV		04/09-08/18					DOX-0265			
2.2 D-CAT	Diesel	130	2AD-FHV		04/09-08/18					DOX-0265			
<b>VERSO S (10-16)</b>													
1.33	Petrol	70/73	1NR-FE		11/10-10/16					DOX-0591	DOX-0269		
<b>WILL Cypha (01-05)</b>													
1.5 VVTi 4WD	Petrol	78	1NZ-FE		05/01-07/05					DOX-0280		DOX-0109	
<b>WILL VS (01-04)</b>													
1.5 VVTi 4WD	Petrol	81	1NZ-FE		03/01-04/04					DOX-0280		DOX-0109	
<b>WINDOM (01-06)</b>													
3.0 VVTi G	Petrol	158	1MZ-FE		08/01-07/04					DOX-0547	DOX-0109	DOX-0109	
<b>YARIS (99-05)</b>													
1.0	Petrol	48	1SZ-FE		03/03-09/05	M	For vehicles without start-stop function, Vehicle production country: France			DOX-2066	DOX-2058	DOX-0150	DOX-0150
1.0	Petrol	48	1SZ-FE		03/03-09/05	M; SMT	Vehicle production country:			DOX-0257			

			KW					L/R	Direct Fit		Universal	
									Before	After	Before	After
<b>TOYOTA continued</b>												
<b>YARIS (99-05) continued</b>												
1.0	Petrol	48	1SZ-FE	03/03-09/05	SMT	Vehicle production country: France			DOX-0231	DOX-0106	DOX-0109	
1.0	Petrol	50	1SZ-FE	01/01-09/05	M	Vehicle production country: France		DOX-2056	DOX-2058	DOX-0150	DOX-0150	
1.0	Petrol	50	1SZ-FE	01/01-09/05	M	Vehicle production country: France		DOX-2066	DOX-2066			
1.0	Petrol	50	1SZ-FE	04/99-12/02	M	Vehicle production country: Japan		DOX-0206	DOX-0204	DOX-0109	DOX-0109	
1.3	Petrol	64	2NZ-FE	08/99-12/02		Vehicle production country: Japan		DOX-0204	DOX-0276	DOX-0109	DOX-0109	
1.3	Petrol	64	2SZ-FE	04/02-09/05				DOX-0237	DOX-0231	DOX-0109	DOX-0109	
1.5	Petrol	77	1NZ-FE	04/01-11/05				DOX-0204	DOX-0276	DOX-0109	DOX-0109	
1.5	Petrol	77	1NZ-FE	04/01-11/05						DOX-0119		
1.5	Petrol	110	1NZ-FE	03/00-07/05					DOX-0276	DOX-0119	DOX-0109	
<b>YARIS (05-11)</b>												
1.0 GPL	Petrol/ Liquefied Petroleum Gas (LPG)	51	1KR-FE	01/06-12/11	M				DOX-2028	DOX-2056	DOX-0150	DOX-0150
1.0 VVT-i	Petrol	51	1KR-FE	08/05-12/11	M				DOX-2028	DOX-2056	DOX-0150	DOX-0150
1.3 4WD	Petrol	64	2NZ-FE;2SZ-FE	08/07-11/08	M				DOX-0257	DOX-0231	DOX-0106	DOX-0109
1.3 VVT-i	Petrol	64	2NZ-FE;2SZ-FE	08/05-11/08	M				DOX-0257	DOX-0231	DOX-0106	DOX-0109
1.33 VVT-i	Petrol	74	1NR-FE	11/08-12/11					DOX-0510	DOX-0269		
1.8 VVTi	Petrol	98	2ZR-FE	01/07-12/11								DOX-0109
1.8 VVTi	Petrol	98	2ZR-FE	01/07-12/11		Vehicle production country: Japan			DOX-0503	DOX-0239		
<b>YARIS (10-)</b>												
1.0	Petrol	51	1KR-FE	12/10-					DOX-2028	DOX-2056	DOX-0150	DOX-0150
1.3	Petrol	73	1NR-FE	09/11-						DOX-0269		
1.3	Petrol	73	1NR-FE	10/12-		Vehicle production country: France			DOX-0591			
1.3	Petrol	73	1NR-FE;1NR-FKE	09/11-		Vehicle production country: France			DOX-0591			
1.3 4WD	Petrol	70	1NR-FE	12/10-						DOX-0269		
1.3 4WD	Petrol	70	1NR-FE	12/10-		Vehicle production country: France			DOX-0591			
1.5	Petrol	82	2NR-FKE	03/17-					DOX-0595			
1.5 Hybrid	Petrol/ Electric	55	1NZ-FXE	03/12-					DOX-0567			
1.5 VVTi	Petrol	82	2NR-FKE	03/17-					DOX-0595			
1.8 GRMN	Petrol	156	2ZR-FE (SC)	09/17-					DOX-2028		DOX-0150	
<b>YARIS (16-)</b>												
1.3	Petrol	73	1NR-FE	04/16-03/17		Vehicle production country: France			DOX-0591			
<b>YARIS VERSO (99-05)</b>												
1.3	Petrol	62	2NZ-FE	08/99-09/05					DOX-0204	DOX-0276	DOX-0109	DOX-0109
1.5	Petrol	77	1NZ-FE	03/00-09/05					DOX-0204	DOX-0276	DOX-0109	DOX-0109
1.5	Petrol	77	1NZ-FE	03/00-09/05							DOX-0119	
1.5 4WD	Petrol	78	1NZ-FE	03/00-09/05					DOX-0204	DOX-0276	DOX-0109	DOX-0109
1.5 4WD	Petrol	78	1NZ-FE	03/00-09/05							DOX-0119	
<b>VAUXHALL</b>												
<b>ADAM (12-19)</b>												
1.0 Turbo	Petrol	85	B 10 XFT;D 10 XFT	07/14-11/18							DOX-0150	DOX-0150
1.2	Petrol	51	A 12 XEL;B 12 XEL; D 12 XEL	10/12-04/19					DOX-2081	DOX-2050	DOX-0150	DOX-0150







				KW			L/R	Direct Fit		Universal	
								Before	After	Before	After
<b>VAUXHALL continued</b>											
<b>ADAM (12-19) continued</b>											
1.4	Petrol	64/74	A 14 XEL;A 14 XER; B 14 XEL;B 14 XER	10/12-02/19				DOX-2081	DOX-2050	DOX-0150	DOX-0150
1.4 S	Petrol	110	B 14 NEH	11/14-01/19					DOX-2050		DOX-0150
<b>AGILA I (A) (00-08)</b>											
1.0 12V	Petrol	43	Z 10 XE	09/00-08/05				DOX-2003		DOX-0150	DOX-0150
1.0 12V	Petrol	43	Z 10 XE	09/00-08/05			Ch: >4G999999		DOX-2050		
1.0 12V	Petrol	43	Z 10 XEP	02/00-11/06					DOX-2050	DOX-0150	DOX-0150
1.0 12V	Petrol	43	Z 10 XEP	02/00-11/06			Ch: >5G999999	DOX-2050			
1.0 12V	Petrol	43	Z 10 XEP	02/00-11/06			Ch: 6G>	DOX-2003			
1.2 16V	Petrol	55	Z 12 XE	09/00-03/08				DOX-2040		DOX-0150	
1.2 16V	Petrol	55	Z 12 XE	09/00-03/08			Ch: >4G999999		DOX-2050		DOX-0150
1.2 16V Twinport	Petrol	59	Z 12 XEP	07/04-11/06					DOX-2050	DOX-0150	DOX-0150
1.2 16V Twinport	Petrol	59	Z 12 XEP	07/04-11/06			Ch: 6G>	DOX-2003			
1.2 16V Twinport	Petrol	59	Z 12 XEP	07/04-11/06			Ch: 6G000001> 6G	DOX-2050			
<b>AGILA II (B) (08-14)</b>											
1.0 12V	Petrol	48	K10B	01/08-11/14					DOX-2070		DOX-0150
1.0 i	Petrol	50	K10B	08/11-11/14					DOX-2070		DOX-0150
1.2 i 16V	Petrol	63/69	K12B	01/08-11/14					DOX-2070		DOX-0150
<b>AMPERA (12-)</b>											
EV 150	Petrol/ Electric	111	4ET50;A 14 XFL	03/12-				DOX-2081		DOX-0150	
<b>ASTRA II (84-94)</b>											
1.4 i	Petrol	44	C 14 NZ	01/90-07/94				DOX-1000		DOX-0125	
1.6 i	Petrol	55	C 16 NZ	08/91-10/94				DOX-1000		DOX-0125	
1.8 i	Petrol	74	C 18 NE	10/85-08/86				DOX-1500		DOX-0115	
2.0 i Cat	Petrol	85	C 20 NE	01/91-08/93				DOX-1500		DOX-0115	
<b>ASTRA III (F) (91-01)</b>											
1.4 i	Petrol	44/60	C 14 NZ;C 14 SE;X 14 NZ	03/91-09/98				DOX-1000		DOX-0125	
1.4 i 16V	Petrol	66	X 14 XE	02/96-09/98				DOX-1000		DOX-0125	
1.6 i	Petrol	52/55/74	C 16 NZ;C 16 SE;C16NZ; X 16 SZ;X 16 SZR	09/91-03/01				DOX-1000		DOX-0125	
1.6 i 16V	Petrol	74	X 16 XEL	01/94-09/98				DOX-1000		DOX-0125	
1.6 Si	Petrol	74	C 16 SE	03/91-12/94				DOX-1000		DOX-0125	
1.8 i	Petrol	66	C 18 NZ	09/91-09/98				DOX-1000		DOX-0125	
2.0 i	Petrol	85	C 20 NE	09/91-09/98				DOX-1500		DOX-0115	
2.0 i 16V	Petrol	110	C 20 XE	09/91-02/98				DOX-1500		DOX-0115	
<b>ASTRA IV (G) (98-06)</b>											
1.4 16V	Petrol	66	X 14 XE;Z 14 XE	02/98-05/05						DOX-0114	DOX-0114
1.4 16V	Petrol	66	Z14XE	02/98-05/05				DOX-1576			
1.4 16V	Petrol	66	Z14XE	02/98-05/05			Ch: >18999999		DOX-1576		
1.4 16V	Petrol	66	Z14XE	02/98-05/05			Ch: 22000001>		DOX-1575		
1.4 16V	Petrol	66	X14XE	02/98-05/05			Ch: >18999999	DOX-1598			
1.4 16V	Petrol	66	X14XE	02/98-05/05			Ch: 22000001>	DOX-1575			
1.6	Petrol	62	Z 16 SE	03/98-05/05				DOX-1574		DOX-0114	DOX-0114
1.6	Petrol	62	Z 16 SE	03/98-05/05			Ch: >18999999		DOX-1574		
1.6	Petrol	62	Z 16 SE	03/98-05/05			Ch: 22000001>		DOX-1575		
1.6	Petrol	55	X 16 SZR	02/98-04/04				DOX-1000		DOX-0125	
1.6	Petrol	76	Z 16 XEP	12/02-05/05				DOX-2063	DOX-2003	DOX-0150	DOX-0150
1.6 16V	Petrol	74	X 16 XEL;Z 16 XE	02/98-05/05						DOX-0114	DOX-0114
1.6 16V	Petrol	74	X 16 XEL;Z 16 XE	02/98-05/05						DOX-0150	DOX-0150
1.6 16V	Petrol	74	Z 16 XE	03/01-10/05				DOX-1576		DOX-0114	DOX-0114
1.6 16V	Petrol	74	Z 16 XE	03/01-10/05			Ch: >18999999		DOX-1576		
1.6 16V	Petrol	74	Z 16 XE	03/01-10/05			Ch: 22000001>		DOX-1575		
1.6 16V	Petrol	76	Z 16 XEP	03/00-10/05				DOX-2063	DOX-2003	DOX-0150	DOX-0150
1.6 16V	Petrol	74	Z16XE	02/98-05/05				DOX-1576			
1.6 16V	Petrol	74	Z16XE	02/98-05/05			Ch: >18999999		DOX-1576		
1.6 16V	Petrol	74	Z16XE	02/98-05/05			Ch: 22000001>		DOX-1575		
1.6 16V	Petrol	74	X16XEL	02/98-05/05			Ch: >18999999	DOX-1598			
1.6 16V	Petrol	74	X16XEL	02/98-05/05			Ch: 22000001>	DOX-1575			
1.6 16V	Petrol	74	Z14XE	03/98-04/04			Ch: >18999999		DOX-1576		
1.6 16V	Petrol	74	Z16XEP	09/98-05/05				DOX-2063	DOX-2003		
1.6 Dualfuel	Petrol/ Liquified Petroleum Gas (LPG)	62	Z 16 SE	03/98-05/05				DOX-1574		DOX-0114	DOX-0114
1.6 Dualfuel	Petrol/ Liquified Petroleum Gas (LPG)	62	Z 16 SE	03/98-05/05				DOX-1576			

# Lambda Sensors

## Application Tables






			KW					L/R	Direct Fit		Universal	
									Before	After	Before	After
<b>VAUXHALL continued</b>												
<b>ASTRA IV (G) (98-06) continued</b>												
1.6 Dualfuel	Petrol/ Liquified Petrol Gas (LPG)	62	Z 16 SE	03/98-05/05		Ch: >18999999			DOX-1574			
1.6 Dualfuel	Petrol/ Liquified Petrol Gas (LPG)	62	Z 16 SE	03/98-05/05		Ch: >18999999			DOX-1576			
1.6 Dualfuel	Petrol/ Liquified Petrol Gas (LPG)	62	Z 16 SE	03/98-05/05		Ch: 22000001>			DOX-1575			
1.6 i	Petrol	62	Z 16 SE	09/00-08/06				DOX-1574		DOX-0114	DOX-0114	
1.6 i	Petrol	62	Z 16 SE	09/00-08/06		Ch: >18999999			DOX-1574			
1.6 i	Petrol	62	Z 16 SE	09/00-08/06		Ch: 22000001>			DOX-1575			
1.6 i	Petrol	55	X 16 SZR	08/98-09/00				DOX-1000		DOX-0125		
1.8 16V	Petrol	92	Z 18 XE	02/98-10/05				DOX-1569	DOX-1568	DOX-0119	DOX-0119	
1.8 16V DualFuel	Petrol/ Liquified Petrol Gas (LPG)	87	Z 18 XE	02/98-08/05				DOX-1569	DOX-1568	DOX-0119	DOX-0119	
2.0	Petrol	147	Z 20 LET	09/02-10/05				DOX-2003	DOX-2052	DOX-0150	DOX-0150	
2.0 16V Turbo	Petrol	140	Z 20 LET	09/00-08/05				DOX-2003	DOX-2052	DOX-0150	DOX-0150	
2.0 SRI Turbo	Petrol	141	Z 20 LET	11/01-05/05				DOX-2003	DOX-2052	DOX-0150	DOX-0150	
2.0 Turbo	Petrol	141	Z 20 LET	03/02-10/05				DOX-2003	DOX-2052	DOX-0150	DOX-0150	
2.2 16V	Petrol	108	Z 22 SE	03/00-10/05					DOX-1617	DOX-0109	DOX-0109	
<b>ASTRA V (H) (04-10)</b>												
1.4	Petrol	66	Z 14 XEP	01/04-05/09					DOX-2050	DOX-0150	DOX-0150	
1.4	Petrol	66	Z 14 XEP	01/04-05/09		Ch: >5G		DOX-2003				
1.4	Petrol	66	Z 14 XEP	01/04-05/09		Ch: 62>		DOX-2003				
1.4	Petrol	66	Z 14 XEP	01/04-05/09		Ch: 62000001>6G		DOX-2050				
1.4 i	Petrol	66	Z 14 XEP	03/05-12/13					DOX-2050	DOX-0150	DOX-0150	
1.4 i	Petrol	66	Z 14 XEP	03/05-12/13		Ch: >5G		DOX-2003				
1.4 i	Petrol	66	Z 14 XEP	03/05-12/13		Ch: 62>		DOX-2003				
1.4 i	Petrol	66	Z 14 XEP	03/05-12/13		Ch: 62000001>6G		DOX-2050				
1.4 i 16V	Petrol	66	Z 14 XEP	03/05-11/10					DOX-2050	DOX-0150	DOX-0150	
1.4 i 16V	Petrol	66	Z 14 XEP	03/05-11/10		Ch: >5G		DOX-2003				
1.4 i 16V	Petrol	66	Z 14 XEP	03/05-11/10		Ch: 62>		DOX-2003				
1.4 i 16V	Petrol	66	Z 14 XEP	03/05-11/10		Ch: 62000001>6G		DOX-2050				
1.6	Petrol	85	A 16 XER;Z 16 XER	01/04-03/11					DOX-1569		DOX-0119	
1.6	Petrol	132	A 16 LET;Z 16 LET	08/04-11/10							DOX-0150	
1.6	Petrol	77	Z 16 XE1;Z 16 XEP;Z16XEP	01/04-12/13		Ch: >20HH5427		DOX-2063		DOX-0150		
1.6	Petrol	77	Z 16 XE1;Z 16 XEP;Z16XEP	01/04-12/13		Ch: >7G			DOX-2003		DOX-0150	
1.6 i 16V	Petrol	85	A 16 XER;Z 16 XER	10/06-08/11					DOX-1569		DOX-0119	
1.6 Turbo	Petrol	132	A 16 LET;Z 16 LET	09/06-09/09							DOX-0150	
1.7 CDTI	Diesel	81/92	A 17 DTJ;A 17 DTR; Z 17 DTJ;Z 17 DTR	01/04-12/13					DOX-0592			
1.8	Petrol	92	Z 18 XE	01/04-11/10				DOX-1569	DOX-1568	DOX-0119	DOX-0119	
1.8	Petrol	103	A 18 XER;Z 18 XER	01/04-11/10					DOX-1569		DOX-0119	
1.8 i 16V	Petrol	103	A 18 XER;Z 18 XER	03/07-11/10					DOX-1569		DOX-0119	
2.0	Petrol	125	Z 20 LEL	02/06-11/10				DOX-2003	DOX-2052	DOX-0150	DOX-0150	
2.0 Turbo	Petrol	125/147/ 177	Z 20 LEH;Z 20 LEL; Z 20 LER	01/04-11/10				DOX-2003	DOX-2052	DOX-0150	DOX-0150	
2.0 VXR	Petrol	176	Z 20 LEH	02/09-11/10				DOX-2003	DOX-2052	DOX-0150	DOX-0150	
<b>ASTRA VI (J) (09-15)</b>												
1.4	Petrol	64/74	A 14 XEL;A 14 XER; B 14 XER	12/09-10/15				DOX-2081	DOX-2050	DOX-0150	DOX-0150	
1.4 Turbo	Petrol	88/103	A 14 NEL;A 14 NET; B 14 NEL;B 14 NET; D 14 NET	12/09-10/15				DOX-2081	DOX-2050	DOX-0150	DOX-0150	
1.6	Petrol	85	A 16 XER;B 16 XER	12/09-10/15				DOX-2003	DOX-2050	DOX-0150	DOX-0150	

			KW				NOTE	L/R	Direct Fit		Universal	
									Before	After	Before	After
<b>VAUXHALL continued</b>												
<b>ASTRA VI (J) (09-15) continued</b>												
1.7 CDTI	Diesel	81/92	A 17 DTR;A17DTJ	12/09-10/15						DOX-0504		
<b>ASTRA VII (K) (15-)</b>												
1.0 Turbo	Petrol	77	B 10 XFL;D 10 XFL	07/15-							DOX-0150	DOX-0150
1.4	Petrol	74	B 14 XE	07/15-							DOX-0150	DOX-0150
1.4 Turbo	Petrol	92/110	B 14 XFL;B 14 XFT	07/15-							DOX-0150	DOX-0150
<b>CALIBRA (90-97)</b>												
2.0 i	Petrol	85	C 20 NE	06/90-07/97					DOX-1500		DOX-0115	
2.0 i 16V	Petrol	110	C 20 XE	06/90-02/94					DOX-1500		DOX-0115	
2.0 i 16V 4x4	Petrol	110	C 20 XE	06/90-02/94					DOX-1500		DOX-0115	
2.0 i 4x4	Petrol	85	C 20 NE	06/90-07/97					DOX-1500		DOX-0115	
2.0 i Turbo 4x4	Petrol	150	C 20 LET	03/92-07/97					DOX-1500		DOX-0115	
2.5 i V6	Petrol	125	C 25 XE;X 25 XE	04/93-07/97							DOX-0115	
2.5 i V6	Petrol	125	C 25 XE;X 25 XE	04/93-07/97			Ch: V1000001>		DOX-1500			
2.5 i V6	Petrol	125	C25XE	04/93-07/97			Ch: >T9999999		DOX-1500			
<b>CARLTON III (86-94)</b>												
2.0	Petrol	73/85	C 20 NEF	09/86-03/94					DOX-1500		DOX-0115	
2.6 i	Petrol	110	C 26 NE	09/90-03/94					DOX-1500		DOX-0115	
3.0	Petrol	130	C 30 NE	03/87-03/94					DOX-1500		DOX-0115	
3.0 3000 24V	Petrol	150	C 30 SE	09/89-03/94					DOX-1500		DOX-0115	
3000 Cat	Petrol	130	C 30 NE	03/88-03/94					DOX-1500		DOX-0115	
<b>CASCADA (13-)</b>												
1.4	Petrol	103	A 14 NET;B 14 NET	02/13-					DOX-2081	DOX-2050	DOX-0150	DOX-0150
<b>CAVALIER III (88-95)</b>												
1.6 i	Petrol	52/55	C 16 NZ;E 16 NZ;X 16 SZ	09/88-11/95					DOX-1000		DOX-0125	
1.8	Petrol	66	18 SV;C 18 NZ	09/88-08/95							DOX-0125	
1.8	Petrol	66	C18NZ	09/88-08/95					DOX-1000		DOX-0125	
1.8 i Cat	Petrol	66	18 SV;C 18 NZ	03/90-11/95					DOX-1000		DOX-0125	
2.0 i 16V	Petrol	110	C 20 XE	09/88-11/95					DOX-1500		DOX-0115	
2.0 i 16V 4x4	Petrol	110	C 20 XE	09/88-11/95					DOX-1500		DOX-0115	
2.0 i Cat	Petrol	85	20 NE;C 20 NE	09/88-11/95					DOX-1500		DOX-0115	
2.0 i Turbo 4x4	Petrol	150	C 20 LET	09/92-06/94					DOX-1500		DOX-0115	
2.5 V6	Petrol	125	C 25 XE	08/88-06/94					DOX-1500		DOX-0115	
<b>COMBO I (B) (94-01)</b>												
1.4	Petrol	44	C 14 NZ;X 14 SZ	07/94-10/01					DOX-1000		DOX-0125	
<b>COMBO II (C) (01-12)</b>												
1.4	Petrol	66	Z 14 XEP	10/04-09/10					DOX-2003	DOX-2050	DOX-0150	DOX-0150
1.4	Petrol	66	Z 14 XEP	10/04-09/10			Ch: 63000001>		DOX-2050			
1.4 16V	Petrol	66	Z 14 XE	10/01-05/07					DOX-1576		DOX-0114	DOX-0114
1.4 16V	Petrol	66	Z 14 XE	10/01-05/07			Ch: >16999999			DOX-1576		
1.4 16V	Petrol	66	Z 14 XE	10/01-05/07			Ch: 23000001>			DOX-1575		
1.4 i 16V	Petrol	66	Z 14 XEP	01/04-11/11					DOX-2003	DOX-2050	DOX-0150	DOX-0150
1.4 i 16V	Petrol	66	Z 14 XEP	01/04-11/11			Ch: 63000001>		DOX-2050			
1.6	Petrol	62/64	Z 16 SE	09/01-11/11					DOX-1575	DOX-1575	DOX-0114	DOX-0114
<b>CORSA I (B) (93-00)</b>												
1.0 i 12V	Petrol	40	X 10 XE	11/96-09/00					DOX-1553		DOX-0117	
1.2 i	Petrol	33	C 12 NZ;X 12 SZ	03/93-09/00					DOX-1000		DOX-0125	
1.2 i 16V	Petrol	48	X 12 XE	03/98-09/00					DOX-1553		DOX-0117	
1.4 i	Petrol	44	C 14 NZ;X 14 SZ	03/93-09/00					DOX-1000		DOX-0125	
1.4 i 16V	Petrol	66	X 14 XE	09/94-09/00							DOX-0125	
1.4 i 16V	Petrol	66	X 14 XE	09/94-06/95			Ch: >S3		DOX-1504			
1.4 i 16V	Petrol	66	X 14 XE	07/95-09/00			Ch: S4269628; S6011905>		DOX-1000			
1.4 i S	Petrol	60	C 14 SE	03/93-09/00					DOX-1000		DOX-0125	
1.6 GSI 16V	Petrol	80	C 16 XE	03/93-09/00							DOX-0125	
1.6 GSI 16V	Petrol	80	C 16 XE	03/93-06/95			Ch: >S3		DOX-1504			
1.6 GSI 16V	Petrol	80	C 16 XE	07/95-09/00			Ch: S4269628; S6011905>		DOX-1000			
1.6 i 16V	Petrol	78	X 16 XE	09/94-09/00							DOX-0125	
1.6 i 16V	Petrol	78	X 16 XE	09/94-06/95			Ch: >S3		DOX-1504			
1.6 i 16V	Petrol	78	X 16 XE	07/95-09/00			Ch: S4269628; S6011905>		DOX-1000			
<b>CORSA II (C) (00-06)</b>												
1.0 12V	Petrol	44	Z 10 XE;Z 10 XEP	09/00-10/06					DOX-2003	DOX-2050	DOX-0150	DOX-0150
1.2 16V	Petrol	55	Z 12 XE	09/00-10/06					DOX-2003	DOX-2050	DOX-0150	DOX-0150
1.2 16V DualFuel	Petrol/ Liquified Petrol Gas (LPG)	55	Z 12 XE	09/03-10/06			Ch: >13025250			DOX-2050		DOX-0150
1.2 16V DualFuel	Petrol/ Liquified Petrol Gas	55	Z 12 XE	09/03-10/06			Ch: 13025251>			DOX-2050		DOX-0150

			KW					L/R	Direct Fit		Universal	
									Before	After	Before	After
<b>VAUXHALL continued</b>												
<b>CORSA II (C) (00-06) continued</b>												
1.2 Twinport	Petrol	59	Z 12 XEP	07/04-10/06				DOX-2003	DOX-2050	DOX-0150	DOX-0150	
1.4	Petrol	66	Z 14 XEP	11/03-06/06				DOX-2003	DOX-2050	DOX-0150	DOX-0150	
1.4 16V	Petrol	66	Z 14 XE	09/00-10/06				DOX-1576	DOX-1575	DOX-0114	DOX-0114	
1.4 Twinport	Petrol	66	Z 14 XEP	06/03-10/06				DOX-2003	DOX-2050	DOX-0150	DOX-0150	
1.8 16V	Petrol	92	Z 18 XE	08/00-09/06				DOX-1569	DOX-1568	DOX-0119	DOX-0119	
<b>CORSA III (D) (06-)</b>												
1.0	Petrol	44	Z10XEP	08/06-08/14				DOX-2003	DOX-2050	DOX-0150	DOX-0150	
1.0 i 12V	Petrol	48	A 10 XEP	01/10-08/14				DOX-2081		DOX-0150	DOX-0150	
1.2	Petrol	59	Z 12 XEP	08/06-				DOX-2003	DOX-2050	DOX-0150	DOX-0150	
1.2	Petrol	51	A 12 XEL	01/10-				DOX-2081	DOX-2050	DOX-0150	DOX-0150	
1.2 i 16V	Petrol	63	A 12 XER	12/09-08/14				DOX-2081	DOX-2050	DOX-0150	DOX-0150	
1.2 LPG	Petrol/ Liquified Petroleum Gas (LPG)	59	Z 12 XEP	09/09-08/14				DOX-2003	DOX-2050	DOX-0150	DOX-0150	
1.2 LPG	Petrol/ Liquified Petroleum Gas (LPG)	63	A 12 XER	08/11-08/14				DOX-2081	DOX-2050	DOX-0150	DOX-0150	
1.4	Petrol	66	Z 14 XEP	08/06-08/14				DOX-2003	DOX-2050	DOX-0150	DOX-0150	
1.4	Petrol	74/88	A 14 NEL;A 14 XER	01/10-08/14				DOX-2081	DOX-2050	DOX-0150	DOX-0150	
1.4 LPG	Petrol/ Liquified Petroleum Gas (LPG)	66	Z 14 XEP	07/06-08/14				DOX-2003	DOX-2050	DOX-0150	DOX-0150	
1.6 SRi	Petrol	110	A 16 LEL;Z 16 LEL	05/07-08/14				DOX-2050			DOX-0150	
1.6 VXR	Petrol	141/150	Z16LER	11/06-08/14							DOX-0150	
1.6 VXR	Petrol	141/150	A 16 LER;A 16 LES; B 16 LER;Z 16 LER	11/06-08/14				DOX-2050			DOX-0150	
<b>CORSA IV (E) (14-)</b>												
1.0	Petrol	66	B 10 XFL;D 10 XFL; F 10 XFL	08/14-						DOX-0150	DOX-0150	
1.0 Turbo	Petrol	85	B 10 XFT;D 10 XFT	08/14-						DOX-0150	DOX-0150	
1.2	Petrol	51	B 12 XEL;B12XEL	08/14-				DOX-2081	DOX-2050	DOX-0150	DOX-0150	
1.4	Petrol	55/66	B14XEJ;B14XEL	08/14-				DOX-2081	DOX-2050	DOX-0150	DOX-0150	
1.4	Petrol	74	B14NEJ	08/14-					DOX-2050		DOX-0150	
<b>FRONTERA I (A) (91-98)</b>												
2.0	Petrol	85	X20SE	04/95-08/98				DOX-1593		DOX-0115		
2.0 i	Petrol	85	X20SE	03/92-10/98				DOX-1593		DOX-0115		
2.2 i	Petrol	100	X 22 XE	03/95-10/98				DOX-1593		DOX-0115		
<b>INSIGNIA I (A) (08-17)</b>												
1.4	Petrol	103	A 14 NET;B 14 NET	04/11-05/17				DOX-2081	DOX-2050	DOX-0150	DOX-0150	
1.4 LPG	Petrol/ Liquified Petroleum Gas (LPG)	103	A 14 NET	07/12-05/17				DOX-2081	DOX-2050	DOX-0150	DOX-0150	
1.8	Petrol	103	A 18 XER;B 18 XER	07/08-05/17				DOX-2003		DOX-0150	DOX-0150	
<b>INSIGNIA II (B) (17-)</b>												
1.5	Petrol	103/121	B 15 SFL;B 15 SFT; D 15 SFL;D 15 SFT	03/17-						DOX-0150	DOX-0150	
<b>MERIVA I (A) (03-10)</b>												
1.4 16V Twinport	Petrol	66	Z 14 XEP	01/03-06/10				DOX-2003	DOX-2050	DOX-0150	DOX-0150	
1.6 i	Petrol	64	Z 16 SE	01/03-06/10				DOX-1575	DOX-1575	DOX-0114	DOX-0114	
1.6 i 16V	Petrol	74	Z 16 XE	01/03-09/05				DOX-1576	DOX-1575	DOX-0114	DOX-0114	
1.6 i 16V Twinport	Petrol	77	Z 16 XEP	05/03-06/10				DOX-2063		DOX-0150		
1.6 Turbo	Petrol	132	Z 16 LET	05/06-06/10							DOX-0150	
1.8 i 16V	Petrol	92	Z 18 XE	05/03-06/10				DOX-1569	DOX-1568	DOX-0119	DOX-0119	
<b>MERIVA II (B) (10-)</b>												
1.4	Petrol	74/88/ 103	A 14 NEL;A 14 NET; A 14 XER;B 14 NEL; B 14 NET;B 14 XER	06/10-				DOX-2081	DOX-2050	DOX-0150	DOX-0150	
1.4 LPG	Petrol/ Liquified Petroleum Gas (LPG)	88	A 14 NEL	06/11-				DOX-2081	DOX-2050	DOX-0150	DOX-0150	
1.7 CDTI	Diesel	74/81	A 17 DTC;A 17 DTI	06/10-					DOX-0504			



# Lambda Sensors | Application Tables

			KW					L/R	Direct Fit		Universal	
									Before	After	Before	After
<b>VAUXHALL continued</b>												
<b>MOKKA (12-)</b>												
1.4	Petrol	103	A 14 NET;B 14 NET; D 14 NET	04/13-					DOX-2081		DOX-0150	
1.4 4x4	Petrol	112	B 14 XFT	06/16-							DOX-0150	DOX-0150
1.4 4x4	Petrol	103	A 14 NET;B 14 NET; D 14 NET	06/12-					DOX-2081		DOX-0150	
1.6	Petrol	85	A 16 XER;B 16 XER; D 16 XER	06/12-					DOX-2003		DOX-0150	DOX-0150
<b>NOVA (82-94)</b>												
1.2	Petrol	33	C 12 NZ	09/89-03/93					DOX-1000		DOX-0125	
1.4	Petrol	44/60	C 14 NZ;C 14 SE	09/90-08/92					DOX-1000		DOX-0125	
1.4 i	Petrol	44	C 14 NZ	01/90-03/93					DOX-1000		DOX-0125	
1.4 i S	Petrol	60	C 14 SE	09/91-03/93					DOX-1000		DOX-0125	
1.6 GSi Cat	Petrol	74	C 16 SE	02/92-03/93					DOX-1000		DOX-0125	
<b>OMEGA (B) (94-03)</b>												
2.0	Petrol	85	20 SE;X 20 SE	03/94-09/99					DOX-1593		DOX-0115	
2.2 16V	Petrol	106	Y 22 XE;Z 22 XE	01/94-06/03						DOX-1569	DOX-0119	
2.5 V6	Petrol	125	X 25 XE	03/94-09/00			L/R		DOX-1593		DOX-0115	
2.6 V6	Petrol	132	Y 26 SE	08/00-07/03			L/R		DOX-2040	DOX-2003	DOX-0150	DOX-0150
3.0 V6	Petrol	155	X 30 XE	04/94-07/00			L/R		DOX-1593		DOX-0115	
3.2 V6	Petrol	160	Y 32 SE	02/01-07/03			L/R		DOX-2040	DOX-2003	DOX-0150	DOX-0150
<b>SENATOR II (B) (87-93)</b>												
2.6 i	Petrol	110	C 26 NE	09/90-09/93					DOX-1500		DOX-0115	
3.0	Petrol	130/135	30 NE;C 30 NE	09/87-09/90					DOX-1500		DOX-0115	
3.0 24V	Petrol	150	C 30 SE	09/89-09/93					DOX-1500		DOX-0115	
3.0 i Cat	Petrol	130	30 NE;C 30 NE	01/88-09/93					DOX-1500		DOX-0115	
<b>SIGNUM (02-08)</b>												
1.8	Petrol	90	Z 18 XE	06/03-07/05					DOX-1569	DOX-1568	DOX-0119	DOX-0119
2.0 i Turbo	Petrol	129	Z 20 NET	03/03-10/08								DOX-0132
2.2 i	Petrol	114	Z 22 YH	05/03-05/08								DOX-0150
2.8 V6 Turbo	Petrol	169	Z 28 NEL	07/05-05/08						DOX-2050		DOX-0150
3.2 V6	Petrol	155	Z 32 SE	05/03-05/08			L/R		DOX-2050	DOX-2050	DOX-0150	DOX-0150
<b>SINTRA (96-99)</b>												
2.2i 16V	Petrol	104	X 22 XE	11/96-04/99					DOX-1500		DOX-0115	
3.0 i 24V	Petrol	148	X 30 XE	11/96-04/99					DOX-1593		DOX-0115	
<b>SPEEDSTER (VX220) (00-06)</b>												
2.0 i Turbo	Petrol	147	Z 20 LET	03/01-07/05					DOX-2003	DOX-2052	DOX-0150	DOX-0150
2.2 i	Petrol	108	Z 22 SE	09/00-07/05						DOX-1617	DOX-0109	DOX-0109
<b>TIGRA (94-00)</b>												
1.4 16V	Petrol	66	X 14 XE	07/94-12/00							DOX-0125	
1.4 16V	Petrol	66	X 14 XE	07/94-06/95		Ch: >S3			DOX-1504			
1.4 16V	Petrol	66	X 14 XE	07/95-12/00		Ch: S4269628; S6011905>			DOX-1000			
1.6 16V	Petrol	78	X 16 XE	07/94-12/00							DOX-0125	
1.6 16V	Petrol	78	X 16 XE	07/94-06/95		Ch: >S3			DOX-1504			
1.6 16V	Petrol	78	X 16 XE	07/95-12/00		Ch: S4269628; S6011905>			DOX-1000			
<b>TIGRA TwinTop (04-09)</b>												
1.4	Petrol	66	Z 14 XEP	06/04-08/09					DOX-2003	DOX-2050	DOX-0150	DOX-0150
1.8	Petrol	92	Z 18 XE	06/04-08/09					DOX-1569	DOX-1568	DOX-0119	DOX-0119
<b>VECTRA I (B) (95-03)</b>												
1.6 i	Petrol	55	X 16 SZR	08/95-10/01					DOX-1000		DOX-0125	
1.6 i 16V	Petrol	74	X16XEL	08/95-10/01		Ch: >W1285446; W7154258			DOX-1000		DOX-0125	
1.6 i 16V	Petrol	74	X16XEL	08/95-10/01		Ch: W1285447; W7154259>			DOX-1598		DOX-0114	
1.6 i 16V	Petrol	74	Y16XE;Z16XE	08/95-10/01					DOX-1576		DOX-0114	
1.8 DualFuel	Petrol/ Liquified Petrol eum Gas (LPG)	92	Z 18 XE	09/00-07/03					DOX-1569	DOX-1568	DOX-0119	DOX-0119
1.8 i 16V	Petrol	92	Z 18 XE	09/00-07/03					DOX-1569	DOX-1568	DOX-0119	DOX-0119
2.2 i 16V	Petrol	108	Z 22 SE	08/95-07/03						DOX-1617	DOX-0109	DOX-0109
2.5 i GSi	Petrol	143	X 25 XE	03/98-07/00			L/R		DOX-1500		DOX-0115	
2.5 i V6	Petrol	125	X 25 XE	09/95-08/00			L/R		DOX-1500		DOX-0115	
2.6 i V6	Petrol	125	Y 26 SE	09/00-07/03			L/R		DOX-2003	DOX-2040	DOX-0150	DOX-0150
<b>VECTRA II (C) (00-08)</b>												
1.8	Petrol	103	Z 18 XER	01/06-07/08						DOX-1569		DOX-0119
1.8 16V	Petrol	90	Z 18 XE	04/02-07/08					DOX-1569	DOX-1568	DOX-0119	DOX-0119

Car Icon	Fuel Pump Icon	KW	Engine Icon	Gear Icon	Transmission Icon	NOTE Icon	L/R	Direct Fit		Universal	
								Before	After	Before	After
<b>VAUXHALL continued</b>											
<b>VECTRA II (C) (00-08) continued</b>											
1.8 16V Dualfuel	Petrol/ Liquified Petrol Gas (LPG)	90	Z 18 XE	04/02-09/05					DOX-1568	DOX-0119	DOX-0119
2.0 16V Turbo	Petrol	129	Z 20 NET	01/00-10/08							DOX-0132
2.2 16V	Petrol	108	Z 22 SE	01/02-06/04	Ch: >48053424				DOX-1618		DOX-0109
2.2 direct	Petrol	114	Z 22 YH	01/02-10/08							DOX-0150
2.8 V6 Turbo	Petrol	169/184/ 188/206	Z 28 NEL;Z 28 NET	08/05-05/09					DOX-2050		DOX-0150
3.2 V6	Petrol	155	Z 32 SE	08/02-07/08			L/R	DOX-2050	DOX-2050	DOX-0150	DOX-0150
<b>VIVA (15-19)</b>											
1.0	Petrol	55	B 10 XE	01/15-03/18						DOX-0150	DOX-0150
<b>ZAFIRA I (A) (98-05)</b>											
1.6 16V	Petrol	74	X 16 XEL;Z 16 XE	04/99-08/05						DOX-0114	DOX-0114
1.6 16V	Petrol	74	Z16XE	04/99-08/05				DOX-1576			
1.6 16V	Petrol	74	Z16XE	04/99-08/05	Ch: >18999999				DOX-1576		
1.6 16V	Petrol	74	Z16XE	04/99-08/05	Ch: 22000001>				DOX-1575		
1.6 16V	Petrol	74	X16XEL	04/99-08/05	Ch: >18999999			DOX-1598			
1.6 16V	Petrol	74	X16XEL	04/99-08/05	Ch: 22000001>			DOX-1575			
1.6 CNG	Petrol/ Compressed Natural Gas( CNG)	71	Z 16 YNG	09/01-06/05	Ch: 22000001>				DOX-1575		DOX-0114
1.6 CNG	Petrol/ Compressed Natural Gas( CNG)	71	Z 16 YNG	09/01-06/05	Ch: 2H000001>				DOX-1575		DOX-0114
1.6 Dualfuel	Petrol/ Liquified Petrol Gas (LPG)	74	X 16 XEL	11/98-08/05						DOX-0114	DOX-0114
1.6 Dualfuel	Petrol/ Liquified Petrol Gas (LPG)	74	Z16XE	11/98-08/05				DOX-1576			
1.6 Dualfuel	Petrol/ Liquified Petrol Gas (LPG)	74	Z16XE	11/98-08/05	Ch: >18999999				DOX-1576		
1.6 Dualfuel	Petrol/ Liquified Petrol Gas (LPG)	74	Z16XE	11/98-08/05	Ch: 22000001>				DOX-1575		
1.6 Dualfuel	Petrol/ Liquified Petrol Gas (LPG)	74	X16XEL	11/98-08/05	Ch: >18999999			DOX-1598			
1.6 Dualfuel	Petrol/ Liquified Petrol Gas (LPG)	74	X16XEL	11/98-08/05	Ch: 22000001>			DOX-1575			
1.8 16V	Petrol	92	Z 18 XE	09/00-08/05				DOX-1569	DOX-1568	DOX-0119	DOX-0119
1.8 Dualfuel	Petrol/ Liquified Petrol Gas (LPG)	92	Z 18 XE	09/00-08/05				DOX-1569	DOX-1568	DOX-0119	DOX-0119
2.0	Petrol	147	Z 20 LET	06/02-06/05				DOX-2003	DOX-2052	DOX-0150	DOX-0150
2.0 GSI Turbo	Petrol	141	Z 20 LET	09/01-06/05				DOX-2003	DOX-2052	DOX-0150	DOX-0150
2.2 16V	Petrol	108	Z 22 SE	11/98-08/04					DOX-1617	DOX-0109	DOX-0109








			KW					L/R	Direct Fit		Universal	
									Before	After	Before	After
<b>VAUXHALL continued</b>												
<b>ZAFIRA II (B) (05-14)</b>												
1.6	Petrol	85	A 16 XER;Z 16 XER	12/07-11/14						DOX-1569		DOX-0119
1.6	Petrol	77	Z 16 XE1;Z 16 XEP	07/05-11/14					DOX-2063		DOX-0150	
1.6	Petrol	77	Z 16 XE1;Z 16 XEP	07/05-11/14			Ch: >72999999 / 7G999999			DOX-2003		DOX-0150
1.8	Petrol	103	A 18 XER;Z 18 XER	04/05-11/14						DOX-1569		DOX-0119
2.0	Petrol	147/176	Z 20 LEH;Z 20 LER	07/05-11/14					DOX-2003	DOX-2052	DOX-0150	DOX-0150
2.2	Petrol	110	Z 22 YH	07/05-11/14								DOX-0150
<b>ZAFIRA III (C) (11-18)</b>												
1.4	Petrol	88/103	A 14 NEL;A 14 NET; B 14 NET	10/11-08/18					DOX-2081	DOX-2050	DOX-0150	DOX-0150
1.8	Petrol	85/103	A 18 XEL;A 18 XER	10/11-08/18						DOX-2050		DOX-0150
<b>VOLVO</b>												
<b>240 (74-93)</b>												
2.3	Petrol	82	B 230 F	08/86-07/87			Ch: 334100>					DOX-0115
2.3	Petrol	82	B 230 F	08/86-07/87			Ch: 809000>					DOX-0115
2.3 Cat	Petrol	100	B 230 F	08/91-07/92			Ch: 809000>					DOX-0115
2.3 i Cat	Petrol	85	B 230 F	08/86-07/93			Ch: 334100>					DOX-0115
2.3 i Cat	Petrol	85	B 230 F	08/86-07/93			Ch: 809000>					DOX-0115
<b>440 (88-96)</b>												
1.6	Petrol	61	B 16 F	09/88-12/96								DOX-0115
1.7	Petrol	70/75	B 18 F;B 18 FP	08/88-12/96								DOX-0115
1.7 Turbo	Petrol	88/90	B 18 FT	08/88-12/96								DOX-0115
1.8	Petrol	66	B 18 U	08/91-12/96								DOX-0115
2.0	Petrol	80	B 20 F	08/92-07/96								DOX-0115
<b>460 (88-96)</b>												
1.6	Petrol	61	B 16 F	07/92-07/96								DOX-0115
1.7	Petrol	80	B 18 E	08/89-07/92								DOX-0115
1.7 Turbo	Petrol	88/90	B 18 FT	08/89-07/96								DOX-0115
1.8	Petrol	66	B 18 U	08/91-07/96								DOX-0115
2.0	Petrol	80	B 20 F	08/92-07/96								DOX-0115
<b>480 (86-96)</b>												
1.7	Petrol	75	B 18 EP	08/89-07/96								DOX-0115
1.7	Petrol	70/80	B 18 E;B 18 F	08/86-07/89	M							DOX-0115
1.7 Turbo	Petrol	88/90	B 18 FT	08/87-07/96								DOX-0115
2.0	Petrol	81	B 20 F	08/92-09/95								DOX-0115
<b>740 (83-92)</b>												
2.0	Petrol	82	B 200 F	08/89-08/92			+ Catalyst					DOX-0115
2.0 Turbo	Petrol	114	B 200 FT	09/90-08/91			+ Catalyst		DOX-1351			DOX-0115
2.3	Petrol	111/114/ 117	B 234 F	08/87-08/92								DOX-0115
2.3	Petrol	96	B 230 FB	07/90-12/92			+ Catalyst					DOX-0115
2.3	Petrol	82/85	B 230 F;B 230 K	08/85-07/92			Ch: 176800> + Catalyst					DOX-0115
2.3	Petrol	82/85	B 230 F;B 230 K;B230F	08/84-07/92			Ch: 294100> + Catalyst					DOX-0115
2.3 Turbo	Petrol	115/121/ 140	B 230 FT	08/86-07/90	M		+ Catalyst		DOX-1351			DOX-0115
<b>760 (81-92)</b>												
2.3	Petrol	121	B 230 FT	01/90-07/92			+ Catalyst		DOX-1351			DOX-0115
2.3 Turbo	Petrol	115	B 230 FT	01/90-08/90			+ Catalyst		DOX-1351			DOX-0115
2.8	Petrol	105/108	B 280 F	05/86-08/91			+ Catalyst					DOX-0115
<b>850 (91-97)</b>												
2.0	Petrol	105	B 5204 FS	09/96-12/96								DOX-0117
2.0	Petrol	105	B 5204 FS	06/91-12/96			Ch: >70018, Not Leaded					DOX-0114
2.0	Petrol	105	B 5204 FS	06/91-12/96			Ch: 70019> Not Leaded		DOX-1535			DOX-0120
2.0 Turbo	Petrol	132/155	B 5204 T2;B5204FT	02/93-10/97								DOX-0117 DOX-0117
2.3 T5	Petrol	166	B 5234 FT	02/93-12/96								DOX-0117 DOX-0117
2.3 T5-R	Petrol	184	B 5234 T4	08/95-12/96								DOX-0117 DOX-0117
2.3 Turbo R	Petrol	177/179	B 5234 T5	09/94-10/97								DOX-0117 DOX-0117
2.4	Petrol	125	B 5254 S	08/91-12/96								DOX-0117 DOX-0117
2.4	Petrol	125	B 5254 S	08/91-12/96			Ch: >70018, Not Leaded					DOX-0114
2.4	Petrol	125	B 5254 S	08/91-12/96			Ch: 70019> Not Leaded		DOX-1535			DOX-0120
2.4 AWD	Petrol	142	B 5254 T	04/96-12/96								DOX-0117
<b>940 I (90-95)</b>												
2.0	Petrol	82	B 200 F	01/92-09/93								DOX-0115

# Lambda Sensors

## Application Tables

VOLVO	KW					L/R	Direct Fit		Universal	
							Before	After	Before	After
<b>VOLVO continued</b>										
<b>940 I (90-95) continued</b>										
2.0 Turbo	Petrol	114	B 200 FT	08/90-07/95				DOX-1351		DOX-0115
2.0 Turbo	Petrol	114	B 200 FT	08/90-07/95						DOX-0116
2.3	Petrol	96/114	B 230 FB;B 234 F;B230FB;B234F	08/90-09/93						DOX-0115
2.3	Petrol	118	B 230 FT	09/90-09/93				DOX-1351		DOX-0115
2.3 Turbo	Petrol	121	B 230 FT	08/90-07/94				DOX-1351		DOX-0115
2.3 Turbo	Petrol	121	B 230 FT	08/90-07/94						DOX-0116
2.3 Turbo	Petrol	140	B 230 FT+	08/91-07/93				DOX-1351		DOX-0115
<b>940 II (94-98)</b>										
2.0 Turbo	Petrol	114	B 200 FT	04/96-10/98						DOX-0116
2.3	Petrol	96	B 230 FB	08/94-10/98						DOX-0116
2.3 ti	Petrol	99	B 230 FK	01/95-06/98						DOX-0116
2.3 Turbo	Petrol	121/126	B 230 FT	08/95-06/98						DOX-0116
2.3 Turbo	Petrol	121	B 230 FT	08/94-09/95	M					DOX-0116
<b>960 I (90-94)</b>										
2.0	Petrol	140	B 204 FT	08/90-09/93				DOX-1351		DOX-0115
<b>C30 (06-12)</b>										
1.6	Petrol	74	B 4164 S3	10/06-12/12				DOX-2004	DOX-2055	DOX-0150 DOX-0150
1.8	Petrol	92	B 4184 S11	10/06-12/12				DOX-2004	DOX-2068	DOX-0150 DOX-0150
1.8 FlexFuel	Petrol/Ethanol	92	B 4184 S8	01/07-12/12				DOX-2004	DOX-2068	DOX-0150 DOX-0150
2.0	Petrol	107	B 4204 S3	10/06-12/12				DOX-2004	DOX-2068	DOX-0150 DOX-0150
2.0 FlexFuel	Petrol/Ethanol	107	B 4204 S4	01/10-12/12				DOX-2004	DOX-2068	DOX-0150 DOX-0150
2.4 i	Petrol	125	B 5244 S4	10/06-12/12				DOX-0405	DOX-0406	
2.5 T5	Petrol	162/169	B 5254 T3;B 5254 T7	10/06-12/12					DOX-2021	
<b>C70 I (97-05)</b>										
2.0 T	Petrol	132/166	B 5204 T2;B 5204 T3	03/97-10/05					DOX-2021	DOX-0117
2.0 T	Petrol	132/166	B 5204 T2;B 5204 T3	03/97-10/05						DOX-0150
2.0 T	Petrol	132/166	B 5204 T2;B 5204 T3	03/97-09/98	Not Leaded					DOX-0117
2.0 T	Petrol	120	B 5204 T4	03/00-10/05				DOX-2021		DOX-0150
2.3 T5	Petrol	176	B 5234 T3	03/98-06/02				DOX-2021		DOX-0117
2.3 T5	Petrol	176	B 5234 T3	03/98-06/02						DOX-0150
2.3 T5	Petrol	176	B 5234 T3	03/98-09/98	Not Leaded					DOX-0117
2.3 T5	Petrol	180	B 5234 T9	07/02-10/05				DOX-2021		DOX-0150
2.3 T-5	Petrol	176	B 5234 T3	03/97-09/02				DOX-2021		DOX-0117
2.3 T-5	Petrol	176	B 5234 T3	03/97-09/02						DOX-0150
2.3 T-5	Petrol	176	B 5234 T3	03/97-09/98	Not Leaded					DOX-0117
2.4	Petrol	125	B 5254 S;B5244S	06/98-10/05				DOX-1419	DOX-1420	DOX-0113
2.4 T	Petrol	142	B 5244 T;B 5254 T	03/97-10/05					DOX-2021	DOX-0117
2.4 T	Petrol	142	B 5244 T;B 5254 T	03/97-10/05						DOX-0150
2.4 T	Petrol	142	B 5244 T;B 5254 T	03/97-12/97	Not Leaded					DOX-0117
2.4 T	Petrol	147	B 5244 T7	07/02-10/05					DOX-2021	DOX-0150
<b>C70 II (06-13)</b>										
2.4	Petrol	103	B 5244 S5	03/06-10/09				DOX-0405	DOX-0406	DOX-0109
2.4 i	Petrol	125	B 5244 S4	03/06-10/09				DOX-0405	DOX-0406	DOX-0109
2.5 T5	Petrol	162/169	B 5254 T3;B 5254 T7	03/06-06/13					DOX-2021	DOX-0150
<b>S40 I (95-03)</b>										
1.6	Petrol	77/80	B 4164 S2	01/97-12/03						DOX-0119
1.8	Petrol	85/90	B 4184 S2;B4184S2	03/99-12/03						DOX-0119
1.8	Petrol	85	B4184S	07/95-08/99	Not Leaded					DOX-0119
2.0	Petrol	100	B4204S2	04/99-12/03						DOX-0119
2.0	Petrol	103	B 4204 S	07/95-08/99	Not Leaded					DOX-0119
2.0 T	Petrol	120	B 4204 T3	06/01-12/03	Ch: >773028					DOX-0132
2.0 T4	Petrol	147	B 4204 T5	07/00-12/03	Ch: >773028					DOX-0132
<b>S40 II (04-12)</b>										
1.6	Petrol	74	B 4164 S3	01/05-12/12				DOX-2004	DOX-2055	DOX-0150 DOX-0150
1.8	Petrol	92	B 4184 S11	04/04-12/10				DOX-2004	DOX-2068	DOX-0150 DOX-0150
1.8 FlexFuel	Petrol/Ethanol	92	B 4184 S8	01/06-10/09	M			DOX-2004	DOX-2068	DOX-0150 DOX-0150
2.0	Petrol	107	B 4204 S3	10/06-01/11	M			DOX-2004	DOX-2068	DOX-0150 DOX-0150
2.4	Petrol	125	B 5244 S4	01/04-12/12				DOX-0405	DOX-0406	DOX-0109
2.4	Petrol	103	B 5244 S5	01/04-04/10	ATM			DOX-0405	DOX-0406	DOX-0109
2.4	Petrol	103	B 5244 S5	01/04-12/06	M			DOX-0405	DOX-0406	DOX-0109
2.5 T5	Petrol	162	B 5254 T3	01/04-04/07					DOX-2021	DOX-0150
2.5 T5	Petrol	169	B 5254 T7	03/07-09/09	ATM			DOX-2021		DOX-0150
2.5 T5	Petrol	169	B 5254 T7	03/07-04/10	M				DOX-2021	DOX-0150

		KW						Direct Fit		Universal		
								Before	After	Before	After	
								L/R				
<b>VOLVO continued</b>												
<b>S40 II (04-12) continued</b>												
2.5 T5 AWD	Petrol	162	B 5254 T3	04/04-04/07						DOX-2021		DOX-0150
2.5 T5 AWD	Petrol	162	B 5254 T3	04/04-12/07				Centre		DOX-1420		
2.5 T5 AWD	Petrol	162	B 5254 T3	04/04-12/07			Ch: >269999	Front	DOX-0527			
2.5 T5 AWD	Petrol	162	B 5254 T3	04/04-12/07			Ch: 270000>	Front	DOX-0526			
2.5 T5 AWD	Petrol	162	B 5254 T3	04/04-12/07			Ch: >269999	Rear		DOX-0404		
2.5 T5 AWD	Petrol	162	B 5254 T3	04/04-12/07			Ch: 270000>	Rear		DOX-0400		
2.5 T5 AWD	Petrol	169	B 5254 T7	03/07-09/09	ATM					DOX-2021		DOX-0150
2.5 T5 AWD	Petrol	169	B 5254 T7	03/07-04/10	M					DOX-2021		DOX-0150
<b>S60 I (00-10)</b>												
2.0 T	Petrol	132	B 5204 T5	07/00-04/10			Ch: >425139			DOX-2021		DOX-0150
2.3 T5	Petrol	184	B 5234 T3	07/00-04/10			Ch: >425139			DOX-2021		DOX-0150
2.4	Petrol	125	B 5244 S	11/00-04/10			Ch: >130708			DOX-1420		DOX-0113
2.4	Petrol	125	B 5244 S	11/00-04/10			Ch: >235107		DOX-1419			
2.4	Petrol	125	B 5244 S	11/00-04/10			Ch: 131013>235111			DOX-0411		
2.4	Petrol	125	B 5244 S	11/00-04/10			Ch: 235108>		DOX-0412			
2.4	Petrol	125	B 5244 S	11/00-04/10			Ch: 235111>					DOX-0109
2.4	Petrol	125	B 5244 S	11/00-04/10			Ch: 235112>425139			DOX-0402		
2.4	Petrol	125	B 5244 S	11/00-04/10			Ch: 425140>			DOX-0404		
2.4	Petrol	103	B 5244 S2	07/00-04/10			Ch: >130708			DOX-1420		DOX-0113
2.4	Petrol	103	B 5244 S2	07/00-04/10			Ch: >235107		DOX-1419			
2.4	Petrol	103	B 5244 S2	07/00-04/10			Ch: 235108>		DOX-0412			
2.4	Petrol	103	B 5244 S2	07/00-04/10			Ch: 235112>					DOX-0109
2.4	Petrol	103	B 5244 S2	07/00-04/10			Ch: 235112>425139			DOX-0402		
2.4	Petrol	103	B 5244 S2	07/00-04/10			Ch: 425140>			DOX-0404		
2.4	Petrol	125	B5244S6	11/00-04/10					DOX-0410			
2.4	Petrol	125	B5244S6	11/00-04/10			Ch: 235112>			DOX-0401		
2.4	Petrol	103	B5244S6	07/00-04/10					DOX-0410			
2.4 BiFuel	Petrol/ Compressed Natural Gas (CNG)	103	B 5244 SG	07/01-04/10					DOX-1419			
2.4 BiFuel	Petrol/ Compressed Natural Gas (CNG)	103	B 5244 SG	07/01-04/10			Ch: >92351					DOX-0113
2.4 BiFuel	Petrol/ Compressed Natural Gas (CNG)	103	B 5244 SG	07/01-04/10			Ch: 286108>			DOX-0400		
2.4 BiFuel	Petrol/ Compressed Natural Gas (CNG)	103	B 5244 SG	07/01-04/10			Ch: 92351>			DOX-1420		
2.4 BiFuel	Petrol/ Compressed Natural Gas (CNG)	103	B 5244 SG	07/01-04/10			Ch: 92352>					DOX-0109
2.4 BiFuel	Petrol/ Compressed Natural Gas (CNG)	103	B 5244 SG	07/01-04/10			Ch: 92352>235107			DOX-0411		
2.4 BiFuel	Petrol/ Liquefied Petroleum Gas (LPG)	103	B 5244 SG2	07/01-04/10					DOX-1419			
2.4 BiFuel	Petrol/ Liquefied Petroleum Gas (LPG)	103	B 5244 SG2	07/01-04/10			Ch: >92351			DOX-1420		DOX-0113

				 KW							L/R	Direct Fit		Universal	
												Before	After	Before	After
<b>VOLVO continued</b>															
<b>S60 I (00-10) continued</b>															
2.4 BiFuel	Petrol/ Liquified Petrol Gas (LPG)	103	B 5244 SG2	07/01-04/10		Ch: 286108>						DOX-0400			
2.4 BiFuel	Petrol/ Liquified Petrol Gas (LPG)	103	B 5244 SG2	07/01-04/10		Ch: 92352> 235107						DOX-0411			
2.4 T	Petrol	147	B 5244 T3	07/00-01/03								DOX-2021			DOX-0150
2.4 T AWD	Petrol	147	B 5244 T3	06/01-01/03								DOX-2021			DOX-0150
2.4 T5	Petrol	191	B 5244 T5	04/04-03/09								DOX-2021			DOX-0150
2.5 T	Petrol	154	B 5254 T2	01/03-03/09								DOX-2021			DOX-0150
2.5 T AWD	Petrol	154	B 5254 T2	07/02-03/09								DOX-2021			DOX-0150
2.5 T R AWD	Petrol	221	B 5254 T4	01/03-04/07								DOX-2021			DOX-0150
<b>S60 II (10-18)</b>															
1.6 T3	Petrol	110	B 4164 T3	04/10-12/15								DOX-2068			DOX-0150
1.6 T4	Petrol	132	B 4164 T	04/10-12/15								DOX-2068			DOX-0150
1.6 T4F	Petrol/ Ethanol	132	B 4164 T2	04/11-12/15								DOX-2068			DOX-0150
2.0 D2	Diesel	88	D 4204 T20;D 4204 T8	03/15-05/18								DOX-0535	DOX-0536		
2.0 D3 I-4	Diesel	110	D 4204 T4;D 4204 T9	03/15-05/18								DOX-0535	DOX-0536		
2.0 D4 I-4	Diesel	133/140	D 4204 T14;D 4204 T5	09/13-05/18								DOX-0535	DOX-0536		
2.0 D5	Diesel	165	D 4204 T11	03/15-05/18								DOX-0535	DOX-0536		
2.0 T	Petrol	149	B 4204 T6	04/10-12/11								DOX-2068			DOX-0150
2.0 T	Petrol	132	B 5204 T8	05/12-12/15								DOX-0535			
2.0 T4	Petrol	140	B 4204 T19	03/15-05/18						Front		DOX-0535			
2.0 T5	Petrol	177	B 4204 T7	04/10-12/14								DOX-2068			DOX-0150
2.0 T5	Petrol	180	B 4204 T11	09/13-12/18						Front		DOX-0535			
2.0 T6	Petrol	225	B 4204 T9	09/13-12/18								DOX-0535			
2.5 T5 AWD	Petrol	187	B 5254 T12	08/15-12/18								DOX-0535			
3.0 T AWD	Petrol	258	B 6304 T5	04/14-12/18								DOX-0529			
3.0 T AWD	Petrol	258	B 6304 T5	04/14-12/18		Ch: >22624						DOX-0409			
3.0 T AWD	Petrol	258	B 6304 T5	04/14-12/18		Ch: 22625>						DOX-0408			
3.0 T6 AWD	Petrol	224/242	B 6304 T4;B6304T4	04/10-12/15								DOX-0529			
3.0 T6 AWD	Petrol	224/242	B 6304 T4;B6304T4	04/10-12/15		Ch: >22624						DOX-0409			
3.0 T6 AWD	Petrol	224/242	B 6304 T4;B6304T4	04/10-12/15		Ch: 22625>						DOX-0408			
<b>S60 III (19-)</b>															
2.0 T8 PHEV AWD	Petrol/ Electric	235	B4204T27	05/19-								DOX-0643			
<b>S70 (96-00)</b>															
2.0 Turbo	Petrol	132	B 5204 T2	01/97-06/98											DOX-0117
2.0 Turbo	Petrol	132	B 5204 T2	01/97-06/98		Not Leded								DOX-0117	
2.0 Turbo	Petrol	120/166	B 5204 T3;B 5204 T4	09/98-11/00								DOX-2021			DOX-0150
2.0 Turbo	Petrol	120/166	B 5204 T3;B 5204 T4	01/97-11/00		Not Leded								DOX-0117	
2.3	Petrol	177	B 5234 T3	01/99-11/00								DOX-2021			DOX-0150
2.3	Petrol	177	B 5234 T3	11/96-09/98		Not Leded									DOX-0117
2.3	Petrol	195	B 5234 T7	04/99-09/00								DOX-2021			DOX-0150
2.3 T-5	Petrol	176	B 5234 T3	01/99-11/00								DOX-2021			DOX-0150
2.3 T-5	Petrol	176	B 5234 T3	01/97-09/98		Not Leded									DOX-0117
2.3 T5 AWD	Petrol	177	B 5234 T3	11/96-09/98		Not Leded									DOX-0117
2.3 Turbo	Petrol	184	B 5234 T4	01/97-11/00								DOX-2021			DOX-0117
2.3 Turbo	Petrol	184	B 5234 T4	01/97-11/00											DOX-0150
2.3 Turbo	Petrol	184	B 5234 T4	01/97-11/00		Not Leded								DOX-0117	
2.4	Petrol	121	B 5254 S	06/98-11/00								DOX-1419	DOX-1420	DOX-0117	DOX-0113
2.4	Petrol	121	B 5254 S	06/98-06/98	ATM	Not Leded								DOX-0117	
2.4	Petrol	121	B 5254 S	06/98-06/98	M									DOX-0117	
2.4	Petrol	103/125	B5244S2	05/99-11/00								DOX-1419	DOX-1420		DOX-0113
2.4 AWD	Petrol	103/125	B 5244 S2	04/99-09/00								DOX-1419	DOX-1420		DOX-0113
2.4 AWD	Petrol	121	B 5254 S	05/99-05/99	ATM							DOX-1419	DOX-1420		DOX-0113
2.4 BiFuel	Petrol/ Compressed Natural Gas(CNG)	103	B 5244 SG	07/99-11/00								DOX-1419	DOX-1420		DOX-0113
2.4 Blu-Fuel	Petrol/ Compressed Natural Gas(CNG)	103	B 5244 S2;B 5244 SG	07/97-09/00								DOX-1419	DOX-1420		DOX-0113







Vehicle	Fuel	KW	Engine	Date Range	Notes	L/R	Direct Fit		Universal	
							Before	After	Before	After
<b>VOLVO continued</b>										
<b>S70 (96-00) continued</b>										
2.4 T5 AWD	Petrol	142	B 5254 T	01/99-04/99				DOX-2021		DOX-0150
2.4 T5 AWD	Petrol	142	B 5254 T	11/96-12/98	Not Leaded				DOX-0117	
2.4 Turbo	Petrol	142	B5254T	01/97-11/00	Not Leaded				DOX-0117	
2.4 Turbo	Petrol	142	B5244T	05/99-11/00				DOX-2021		DOX-0150
<b>S80 I (98-08)</b>										
2.0 T	Petrol	120/132/166	B 5204 T3;B 5204 T4; B 5204 T5	06/98-07/06	Ch: >281904			DOX-2021		DOX-0150
2.4	Petrol	103/125	B 5244 S;B 5244 S2	01/99-07/06	Ch: >254962			DOX-1420		DOX-0113
2.4	Petrol	125	B 5244 S	01/99-07/06	Ch: >297034		DOX-1419			
2.4	Petrol	103/125	B 5244 S;B 5244 S2	01/99-07/06	Ch: 254963>					DOX-0109
2.4	Petrol	103/125	B 5244 S;B 5244 S2	01/99-07/06	Ch: 254963> 297034			DOX-0411		
2.4	Petrol	103/125	B 5244 S;B 5244 S2	01/99-07/06	Ch: 297035>		DOX-0412			
2.4	Petrol	103/125	B 5244 S;B 5244 S2	01/99-07/06	Ch: 297035> 392245			DOX-0402		
2.4	Petrol	103/125	B 5244 S;B 5244 S2	01/99-07/06	Ch: 392246>			DOX-0404		
2.4	Petrol	103	B 5244 S2	01/99-07/06	Ch: 98623> 297034		DOX-1419			
2.4 BiFuel	Petrol/Compressed Natural Gas(CNG)	103	B 5244 SG2	09/01-09/01				DOX-1420		DOX-0113
2.4 BiFuel	Petrol/Compressed Natural Gas(CNG)	103	B 5244 SG2	09/01-07/06	Ch: >255384			DOX-1420		DOX-0113
2.4 BiFuel	Petrol/Compressed Natural Gas(CNG)	103	B 5244 SG2	09/01-07/06	Ch: 255385>					DOX-0109
2.4 BiFuel	Petrol/Compressed Natural Gas(CNG)	103	B 5244 SG2	09/01-07/06	Ch: 255385> 297034			DOX-0411		
2.4 BiFuel	Petrol/Compressed Natural Gas(CNG)	103	B 5244 SG2	09/01-07/06	Ch: 297035>			DOX-0400		
2.4 BiFuel	Petrol/Compressed Natural Gas(CNG)	103	B 5244 SG2	09/01-07/06	Ch: 98623>		DOX-1419			
2.4 T	Petrol	147	B 5244 T3	06/00-07/06	Ch: >281904			DOX-2021		DOX-0150
2.4 T5 AWD	Petrol	147	B 5244 T3	04/00-09/03	Ch: >281904			DOX-2021		DOX-0150
2.5 T	Petrol	154	B 5254 T2	03/03-07/06	Ch: >281904			DOX-2021		
2.5 T	Petrol	154	B 5254 T2	03/03-07/06	Ch: >392245					DOX-0150
2.5 T	Petrol	154	B 5254 T2	03/03-07/06	Ch: 281905> 392245			DOX-2045		
2.5 T AWD	Petrol	154	B 5254 T2	07/03-07/06	Ch: >281904			DOX-2021		
2.5 T AWD	Petrol	154	B 5254 T2	07/03-07/06	Ch: >392245					DOX-0150
2.5 T AWD	Petrol	154	B 5254 T2	07/03-07/06	Ch: 281905> 392245			DOX-2045		
2.8 T6	Petrol	200	B 6284 T	05/98-12/01	Ch: 240132> 297034	L		DOX-2022		
2.8 T6	Petrol	200	B 6284 T	05/98-12/01	Ch: 240132>	L/R		DOX-2021		
2.8 T6	Petrol	200	B 6284 T	05/98-12/01	Ch: 297035>	L/R		DOX-2021		
2.8 T6	Petrol	200	B 6284 T	05/98-12/01		Left / Right				DOX-0150
2.8 T6	Petrol	200	B 6284 T	05/98-12/01	Ch: 174429> 240131	Left / Right		DOX-2009		
2.9	Petrol	147/150	B 6294 S;B 6304 S3	05/98-07/06	Ch: 240132> 296999	L/Left / Right		DOX-2022		

			KW					L/R	Direct Fit		Universal	
									Before	After	Before	After
<b>VOLVO continued</b>												
<b>S80 I (98-08) continued</b>												
2.9	Petrol	147/150	B 6294 S;B 6304 S3	05/98-07/06		Ch: 64000> 240131	L/Left / Right		DOX-2022			
2.9	Petrol	147/150	B 6294 S;B 6304 S3	05/98-07/06		Ch: 240132>	L/R		DOX-2021			
2.9	Petrol	147/150	B 6294 S;B 6304 S3	05/98-07/06		Ch: 297000>	L/R		DOX-2021			
2.9	Petrol	147/150	B 6294 S;B 6304 S3	05/98-07/06			Left / Right					DOX-0150
2.9	Petrol	147/150	B 6294 S;B 6304 S3	05/98-07/06		Ch: >63999	Left / Right		DOX-2009			
3.0	Petrol	144	B 6294 S2	06/01-07/06		Ch: 240132> 296999	L/Left / Right		DOX-2022			
3.0	Petrol	144	B 6294 S2	06/01-07/06		Ch: 64000> 240131	L/Left / Right		DOX-2022			
3.0	Petrol	144	B 6294 S2	06/01-07/06		Ch: 240132>	L/R		DOX-2021			
3.0	Petrol	144	B 6294 S2	06/01-07/06		Ch: 297000>	L/R		DOX-2021			
3.0	Petrol	144	B 6294 S2	06/01-07/06			Left / Right					DOX-0150
3.0	Petrol	144	B 6294 S2	06/01-07/06		Ch: >63999	Left / Right		DOX-2009			
3.0 T6	Petrol	200	B 6294 T	06/01-07/06		Ch: 240132> 297034	L		DOX-2022			
3.0 T6	Petrol	200	B 6294 T	06/01-07/06		Ch: 240132>	L/R		DOX-2021			
3.0 T6	Petrol	200	B 6294 T	06/01-07/06		Ch: 297035>	L/R		DOX-2021			
3.0 T6	Petrol	200	B 6294 T	06/01-07/06			Left / Right					DOX-0150
3.0 T6	Petrol	200	B 6294 T	06/01-07/06		Ch: 174429> 240131	Left / Right		DOX-2009			
<b>S80 II (06-16)</b>												
1.6 T4	Petrol	132	B 4164 T	10/10-04/14					DOX-2068			DOX-0150
1.6 T4F	Petrol/ Ethanol	132	B 4164 T2	05/11-01/14					DOX-2068			DOX-0150
2.0	Petrol	107	B 4204 S3	01/08-09/12					DOX-2068			DOX-0150
2.0 D4 I-4	Diesel	133	D 4204 T5	09/13-12/16				DOX-0535	DOX-0536			
2.0 Drive- E	Petrol	180	B 4204 T11	12/14-12/16			Front	DOX-0535				
2.0 FlexFuel	Petrol/ Ethanol	107	B 4204 S4	01/08-12/11					DOX-2068			DOX-0150
2.0 T5	Petrol	180	B 4204 T11	09/13-05/14			Front	DOX-0535				
2.5 T	Petrol	183/187	B 5254 T12;B 5254 T14	01/12-12/16					DOX-0535			
2.5 T	Petrol	147/170	B 5254 T10;B 5254 T6	03/06-12/12		Ch: 165101>			DOX-0535			
2.5 T AWD	Petrol	147	B 5254 T6	10/06-04/09		Ch: 165101>			DOX-0535			
2.5 T FlexFuel	Petrol/ Ethanol	147/170	B 5254 T11;B 5254 T8	05/08-12/11		Ch: 165101>			DOX-0535			
3.0 T6 AWD	Petrol	210/224	B 6304 T2;B 6304 T4	01/07-12/16					DOX-0529	DOX-0408		
3.2	Petrol	175	B 6324 S	03/06-12/10			Left / Right		DOX-0526	DOX-0408		
3.2	Petrol	179	B 6324 S5	01/10-12/14	ATM		Left / Right		DOX-0526	DOX-0408		
3.2 AWD	Petrol	175	B 6324 S	01/07-12/10			Left / Right		DOX-0526	DOX-0408		
3.2 AWD	Petrol	179	B 6324 S5	01/10-12/12	ATM		Left / Right		DOX-0526	DOX-0408		
3.2 FlexFuel AWD	Petrol/ Ethanol	177	B 6324 S	01/09-03/10			Left / Right		DOX-0526	DOX-0408		
4.4	Petrol	232	B 8444 S	08/06-12/16			L		DOX-0401			DOX-0109
4.4	Petrol	232	B 8444 S	08/06-12/16			L/R	DOX-0527				
4.4 V8 AWD	Petrol	232	B 8444 S	03/06-03/12			L		DOX-0401			DOX-0109
4.4 V8 AWD	Petrol	232	B 8444 S	03/06-03/12			L/R	DOX-0527				
<b>S90 II (16-)</b>												
2.0	Petrol	183	B 4204 T20	03/16-					DOX-0535	DOX-0642		
2.0	Petrol	183	B 4204 T20	03/16-			Front	DOX-0597				
2.0 D3	Diesel	110	D 4204 T16;D 4204 T9	03/16-08/18					DOX-0535	DOX-0536		
2.0 D4	Diesel	140	D 4204 T14	03/16-					DOX-0535	DOX-0536		
2.0 D4	Diesel	120	D 4204 T7	09/18-			Front	DOX-0597				
2.0 D4 AWD	Diesel	140	D 4204 T14	03/16-					DOX-0535	DOX-0536		
2.0 D4 Drive-E Polestar	Diesel	147	D 4204 T14	03/16-			Front	DOX-0535				
2.0 D4 Drive-E Polestar	Diesel	147	D 4204 T14	03/16-			Front	DOX-0597				
2.0 D5 AWD	Diesel	173	D 4204 T23	03/16-					DOX-0535	DOX-0536		
2.0 T4	Petrol	140	B 4204 T31	10/17-					DOX-0535			









# Lambda Sensors

## Application Tables







			KW					L/R	Direct Fit		Universal	
									Before	After	Before	After
<b>VOLVO continued</b>												
<b>S90 II (16-) continued</b>												
2.0 T4	Petrol	140	B 4204 T31	10/17-				Front	DOX-0597			
2.0 T5	Petrol	187	B 4204 T23	03/16-					DOX-0535			
2.0 T5	Petrol	184	B 4204 T26	10/17-				Front	DOX-0535			
2.0 T5	Petrol	184	B 4204 T26	10/17-				Front	DOX-0597			
2.0 T5 Drive-E Polestar	Petrol	192	B 4204 T23	03/16-					DOX-0535			
2.0 T5 Drive-E Polestar	Petrol	186	B 4204 T26	10/17-				Front	DOX-0535			
2.0 T5 Drive-E Polestar	Petrol	186	B 4204 T26	10/17-				Front	DOX-0597			
2.0 T6 AWD	Petrol	235	B 4204 T27	03/16-					DOX-0594			
2.0 T6 AWD	Petrol	228	B 4204 T29	10/17-						DOX-0642		
2.0 T6 AWD	Petrol	228	B 4204 T29	10/17-				Front	DOX-0594			
2.0 T6 AWD	Petrol	228	B 4204 T29	10/17-				Front	DOX-0597			
2.0 T6 Drive-E Polestar AWD	Petrol	246	B 4204 T27	03/16-					DOX-0594			
2.0 T6 Drive-E Polestar AWD	Petrol	240	B 4204 T29	10/17-						DOX-0642		
2.0 T6 Drive-E Polestar AWD	Petrol	240	B 4204 T29	10/17-				Front	DOX-0594			
2.0 T6 Drive-E Polestar AWD	Petrol	240	B 4204 T29	10/17-				Front	DOX-0597			
2.0 T8 Hybrid AWD	Petrol/ Electric	223	B 4204 T34	04/18-				Front	DOX-0594			
2.0 T8 Hybrid AWD	Petrol/ Electric	223	B 4204 T34	04/18-				Front	DOX-0597			
2.0 T8 Hybrid Polestar AWD	Petrol/ Electric	233	B 4204 T34	01/19-				Front	DOX-0594			
2.0 T8 Hybrid Polestar AWD	Petrol/ Electric	233	B 4204 T34	01/19-				Front	DOX-0597			
2.0 T8 Plug-in Hybrid AWD	Petrol/ Electric	235	B 4204 T35	10/17-					DOX-0594			
<b>V40 (95-04)</b>												
1.6	Petrol	77	B 4164 S	12/95-08/99		Ch: >414999, Not Leaded					DOX-0119	
1.8	Petrol	85	B4184S	07/95-08/99		Not Leaded					DOX-0119	
2.0	Petrol	103	B 4204 S	07/95-08/99		Not Leaded					DOX-0119	
2.0 T	Petrol	120	B 4204 T2;B 4204 T3	07/99-06/04		Ch: >773028						DOX-0132
2.0 T4	Petrol	147	B 4204 T5	07/00-06/04		Ch: >773028						DOX-0132
<b>V40 (12-)</b>												
1.6 T2 GTDi	Petrol	88	B 4164 T4	03/13-12/15						DOX-2068		DOX-0150
1.6 T2 GTDi	Petrol	88	B 4164 T4	03/13-12/15		Ch: >13924					DOX-0150	
1.6 T3 GTDi	Petrol	110	B 4164 T3	03/12-						DOX-2068		DOX-0150
1.6 T3 GTDi	Petrol	110	B 4164 T3	03/12-		Ch: >13924					DOX-0150	
1.6 T4	Petrol	147	B 4164 T	04/14-12/15						DOX-2068		DOX-0150
1.6 T4	Petrol	147	B 4164 T	04/14-12/15		Ch: >13924					DOX-0150	
1.6 T4 GTDi	Petrol	132	B 4164 T	03/12-						DOX-2068		DOX-0150
1.6 T4 GTDi	Petrol	132	B 4164 T	03/12-		Ch: >13924					DOX-0150	
2.0 D2	Diesel	88	D 4204 T13;D 4204 T8	02/15-08/18					DOX-0535	DOX-0536		
2.0 D3 I-4	Diesel	110	D 4204 T16;D 4204 T9	04/15-					DOX-0535	DOX-0536		
2.0 D4 I-4	Diesel	140	D 4204 T14	05/14-					DOX-0535	DOX-0536		
2.0 T2	Petrol	90	B4204T38	02/15-					DOX-0535			
2.0 T2	Petrol	90	B4204T17	02/15-					DOX-0597	DOX-0642		
2.0 T4	Petrol	132	B 5204 T8	07/13-12/15					DOX-0535			
2.0 T4 AWD	Petrol	132	B 5204 T8	07/13-					DOX-0535			
2.0 T5	Petrol	157	B 5204 T9	03/13-12/15					DOX-0535			
2.0 T5	Petrol	180	B 4204 T11;B 4204 T41	05/14-				Front	DOX-0535			
2.0 T5 AWD	Petrol	157	B 5204 T9	03/13-					DOX-0535			
2.0 T5 AWD	Petrol	180	B 4204 T11;B 4204 T41	05/14-				Front	DOX-0535			
2.5 T5	Petrol	183/187	B 5254 T12;B 5254 T14	12/12-					DOX-0535			
2.5 T5 AWD	Petrol	187	B 5254 T12	01/13-					DOX-0535			
<b>V50 (04-12)</b>												
1.6	Petrol	74	B 4164 S3	01/05-12/12					DOX-2004	DOX-2055	DOX-0150	DOX-0150
1.8	Petrol	92	B 4184 S11	04/04-12/10					DOX-2004	DOX-2068	DOX-0150	DOX-0150
1.8 FlexFuel	Petrol/ Ethanol	92	B 4184 S8	01/05-12/10					DOX-2004	DOX-2068	DOX-0150	DOX-0150
2.0	Petrol	107	B 4204 S3	10/06-12/12					DOX-2004	DOX-2068	DOX-0150	DOX-0150
2.0 FlexFuel	Petrol/ Ethanol	107	B 4204 S4	01/10-12/12					DOX-2004	DOX-2068	DOX-0150	DOX-0150
2.4	Petrol	103/125	B 5244 S4;B 5244 S5	04/04-12/10					DOX-0405	DOX-0406		DOX-0109

# Lambda Sensors







## Application Tables







			KW					L/R	Direct Fit		Universal	
									Before	After	Before	After
<b>VOLVO continued</b>												
<b>V50 (04-12) continued</b>												
2.4 AWD	Petrol	125	B 5244 S4	08/06-12/09					DOX-0405	DOX-0406		DOX-0109
2.5 T5	Petrol	162/169	B 5254 T3;B 5254 T7	04/04-12/12						DOX-2021		DOX-0150
2.5 T5 AWD	Petrol	162	B 5254 T3	04/04-12/07						DOX-2021		DOX-0150
2.5 T5 AWD	Petrol	162	B 5254 T3	04/04-12/07				Centre		DOX-1420		
2.5 T5 AWD	Petrol	162	B 5254 T3	04/04-12/07		Ch: >269999		Front	DOX-0527			
2.5 T5 AWD	Petrol	162	B 5254 T3	04/04-12/07		Ch: 270000>		Front	DOX-0526			
2.5 T5 AWD	Petrol	162	B 5254 T3	04/04-12/07		Ch: >269999		Rear		DOX-0404		
2.5 T5 AWD	Petrol	162	B 5254 T3	04/04-12/07		Ch: 270000>		Rear		DOX-0400		
2.5 T5 AWD	Petrol	169	B 5254 T7	03/07-12/10						DOX-2021		DOX-0150
<b>V60 I (10-18)</b>												
1.5 T3	Petrol	112	B 4154 T4	03/15-05/18					DOX-0535			
1.6 T3	Petrol	110	B 4164 T3	09/10-12/15						DOX-2068		DOX-0150
1.6 T4	Petrol	132	B 4164 T	09/10-12/15						DOX-2068		DOX-0150
1.6 T4F	Petrol/ Ethanol	132	B 4164 T2	04/11-12/15						DOX-2068		DOX-0150
2.0 D2	Diesel	88	D 4204 T20;D 4204 T8	03/15-05/18					DOX-0535	DOX-0536		
2.0 D3 I-4	Diesel	110	D 4204 T4;D 4204 T9	03/15-05/18					DOX-0535	DOX-0536		
2.0 D4 I-4	Diesel	133/140	D 4204 T14;D 4204 T5	10/13-05/18					DOX-0535	DOX-0536		
2.0 D5	Diesel	165	D 4204 T11	03/15-05/18					DOX-0535	DOX-0536		
2.0 T	Petrol	149	B 4204 T6	07/10-12/12						DOX-2068		DOX-0150
2.0 T3	Petrol	112	B 4204 T37	03/15-05/18					DOX-0535			
2.0 T4	Petrol	140	B 4204 T19	03/15-05/18					DOX-0535			
2.0 T5	Petrol	177	B 4204 T7	09/10-12/14						DOX-2068		DOX-0150
2.0 T5	Petrol	157	B 5204 T9	10/13-05/18					DOX-0535			
2.0 T5	Petrol	180	B 4204 T11;B 4204 T41	10/13-12/18				Front	DOX-0535			
2.0 T6	Petrol	225	B 4204 T9	10/13-12/18					DOX-0535			
2.0 T6 AWD	Petrol	225	B 4204 T9	10/13-12/18					DOX-0535			
2.5 T5 AWD	Petrol	187	B 5254 T12	04/15-05/18					DOX-0535			
3.0 T AWD	Petrol	258	B 6304 T5	04/14-05/18					DOX-0529			
3.0 T AWD	Petrol	258	B 6304 T5	04/14-05/18		Ch: >10778				DOX-0409		
3.0 T AWD	Petrol	258	B 6304 T5	04/14-05/18		Ch: 10779>				DOX-0408		
3.0 T6 AWD	Petrol	224/242	B 6304 T3;B 6304 T4	07/10-12/15					DOX-0529			
3.0 T6 AWD	Petrol	224/242	B 6304 T3;B 6304 T4	07/10-12/15		Ch: >10778				DOX-0409		
3.0 T6 AWD	Petrol	224/242	B 6304 T3;B 6304 T4	07/10-12/15		Ch: 10779>				DOX-0408		
<b>V60 II (18-)</b>												
2.0 D3 AWD	Diesel	110	D 4204 T4	09/18-				Front	DOX-0597			
2.0 D4	Diesel	140	D 4204 T14	02/18-				Front	DOX-0597			
2.0 D4 AWD	Diesel	140	D 4204 T14	09/18-				Front	DOX-0597			
2.0 D4 Polestar	Diesel	147	D 4204 T14	02/18-				Front	DOX-0597			
2.0 T4	Petrol	140	B 4204 T31	05/19-				Front	DOX-0597			
2.0 T5	Petrol	184	B 4204 T26	02/18-				Front	DOX-0597			
2.0 T5 AWD	Petrol	184	B 4204 T26	03/19-				Front	DOX-0597			
2.0 T6 Drive-E Polestar AWD	Petrol	240	B 4204 T29	02/18-						DOX-0642		
2.0 T6 Drive-E Polestar AWD	Petrol	240	B 4204 T29	02/18-				Front	DOX-0597			
2.0 T6 PHEV AWD	Petrol/ Electric	186	B 4204 T46	03/19-				Front	DOX-0597			
2.0 T8 PHEV Polestar AWD	Petrol/ Electric	233	B 4204 T48	05/19-				Front	DOX-0597			
<b>V70 I (96-00)</b>												
2.0 Turbo	Petrol	120/132/ 166	B 5204 T2;B 5204 T3; B 5204 T4	11/96-12/00						DOX-2021		DOX-0117
2.0 Turbo	Petrol	120/132/ 166	B 5204 T2;B 5204 T3; B 5204 T4	11/96-06/98		Not Leaded					DOX-0117	
2.0 Turbo AWD	Petrol	166	B 5204 T3	11/96-12/00						DOX-2021		DOX-0117
2.0 Turbo AWD	Petrol	166	B 5204 T3	11/96-06/98		Not Leaded					DOX-0117	
2.3	Petrol	177	B 5234 T3	05/97-11/00						DOX-2021		DOX-0117
2.3	Petrol	177	B 5234 T3	05/97-11/00								DOX-0150
2.3	Petrol	177	B 5234 T3	05/97-06/98	M	Not Leaded					DOX-0117	
2.3 AWD	Petrol	177	B 5234 T3	05/97-09/98						DOX-2021		DOX-0117
2.3 AWD	Petrol	177	B 5234 T3	05/97-09/98								DOX-0150
2.3 AWD	Petrol	177	B 5234 T3	05/97-06/98	M	Not Leaded					DOX-0117	
2.3 AWD	Petrol	195	B 5234 T7;B 5234 T8	12/98-02/00						DOX-2021		DOX-0150
2.3 T AWD	Petrol	184	B 5234 T4	04/97-03/00						DOX-2021		DOX-0117
2.3 T AWD	Petrol	184	B 5234 T4	04/97-03/00								DOX-0150







			KW					L/R	Direct Fit		Universal	
									Before	After	Before	After
<b>VOLVO continued</b>												
<b>V70 I (96-00) continued</b>												
2.3 T AWD	Petrol	184	B 5234 T4	04/97-06/98		Not Leaded					DOX-0117	
2.3 T-5	Petrol	176	B 5234 T3	05/97-12/00						DOX-2021		DOX-0117
2.3 T-5	Petrol	176	B 5234 T3	05/97-12/00								DOX-0150
2.3 T-5	Petrol	176	B 5234 T3	05/97-06/98	M	Not Leaded					DOX-0117	
2.3 T-5 AWD	Petrol	176	B 5234 T3	05/97-12/00						DOX-2021		DOX-0117
2.3 T-5 AWD	Petrol	176	B 5234 T3	05/97-12/00								DOX-0150
2.3 T-5 AWD	Petrol	176	B 5234 T3	05/97-06/98	M	Not Leaded					DOX-0117	
2.3 Turbo	Petrol	184	B 5234 T4	05/97-03/00						DOX-2021		DOX-0117
2.3 Turbo	Petrol	184	B 5234 T4	05/97-03/00								DOX-0150
2.3 Turbo	Petrol	184	B 5234 T4	05/97-06/98	M	Not Leaded					DOX-0117	
2.4	Petrol	121	B 5254 S	06/98-12/99					DOX-1419	DOX-1420		DOX-0113
2.4	Petrol	121	B 5254 S	06/98-09/98		Not Leaded					DOX-0117	
2.4	Petrol	103/125	B 5244 S2;B 5244 SG2; B5244S	12/95-12/00					DOX-1419	DOX-1420		DOX-0113
2.4 AWD	Petrol	121	B 5254 S	06/98-12/99					DOX-1419	DOX-1420		DOX-0113
2.4 BiFuel	Petrol/ Compressed Natural Gas (CNG)	103	B 5244 SG	08/99-12/00					DOX-1419	DOX-1420		DOX-0113
2.4 Turbo	Petrol	142	B 5244 T;B 5254 T	09/98-12/00						DOX-2021		DOX-0150
2.4 Turbo	Petrol	142	B 5244 T;B 5254 T	04/96-06/98		Not Leaded					DOX-0117	
2.4 Turbo AWD	Petrol	142	B 5244 T;B 5254 T	09/98-12/00						DOX-2021		DOX-0150
2.4 Turbo AWD	Petrol	142	B 5244 T;B 5254 T	04/96-06/98		Not Leaded					DOX-0117	
2.4 Turbo AWD	Petrol	195	B 5244 T2	03/99-12/00						DOX-2021		DOX-0150
<b>V70 II (00-07)</b>												
2.0 T	Petrol	132	B 5204 T5	11/99-08/07						DOX-2021		DOX-0150
2.3	Petrol	195	B 5234 T7	10/00-09/04						DOX-2021		DOX-0150
2.3 T5	Petrol	184	B 5234 T3	11/99-12/04						DOX-2021		DOX-0150
2.4	Petrol	103/125	B 5244 S2	03/00-08/07		Ch: >206987				DOX-1420		DOX-0113
2.4	Petrol	103/125	B 5244 S2	03/00-08/07		Ch: >287166		DOX-1419				
2.4	Petrol	103/125	B 5244 S2	03/00-08/07		Ch: 206987>						DOX-0109
2.4	Petrol	103/125	B 5244 S2	03/00-08/07		Ch: 206987> 287166				DOX-0411		
2.4	Petrol	103/125	B 5244 S2	03/00-08/07		Ch: 287167>		DOX-0412				
2.4	Petrol	103/125	B 5244 S2	03/00-08/07		Ch: 287167> 459095				DOX-0402		
2.4	Petrol	103/125	B 5244 S2	03/00-08/07		Ch: 459096>				DOX-0404		
2.4	Petrol	103/125	B5244S6	03/00-08/07				DOX-0410				
2.4	Petrol	103/125	B5244S6	03/00-08/07		Ch: FC1: 287167; FC2: 286151>				DOX-0401		
2.4 BiFuel	Petrol/ Compressed Natural Gas (CNG)	103	B 5244 SG	09/01-09/01						DOX-1420		DOX-0113
2.4 BiFuel	Petrol/ Liquefied Petroleum Gas (LPG)	103	B 5244 SG2	09/01-08/07		Ch: 206987> 207806				DOX-0411		DOX-0109
2.4 BiFuel	Petrol/ Liquefied Petroleum Gas (LPG)	103	B 5244 SG2	09/01-08/07		Ch: 287167>		DOX-1419				
2.4 T	Petrol	147	B 5244 T3	11/99-08/03						DOX-2021		DOX-0150
2.4 T AWD	Petrol	147	B 5244 T3	09/01-08/02						DOX-2021		DOX-0150
2.4 T5	Petrol	191	B 5244 T5	04/04-08/07						DOX-2021		DOX-0150
2.5 AWD	Petrol	155	B 5254 T2	09/02-12/04		Ch: >285999				DOX-2021		
2.5 AWD	Petrol	155	B 5254 T2	09/02-12/04		Ch: >459095						DOX-0150
2.5 AWD	Petrol	155	B 5254 T2	09/02-12/04		Ch: 286000> 459095				DOX-2045		
2.5 T	Petrol	154	B 5254 T2	07/01-08/07		Ch: >285999				DOX-2021		
2.5 T	Petrol	154	B 5254 T2	07/01-08/07		Ch: >459095						DOX-0150
2.5 T	Petrol	154	B 5254 T2	07/01-08/07		Ch: 286000> 459095				DOX-2045		

			KW					L/R	Direct Fit		Universal	
									Before	After	Before	After
<b>VOLVO continued</b>												
<b>V70 II (00-07) continued</b>												
2.5 T AWD	Petrol	154	B 5254 T2	07/02-08/07		Ch: >285999				DOX-2021		
2.5 T AWD	Petrol	154	B 5254 T2	07/02-08/07		Ch: >459095						DOX-0150
2.5 T AWD	Petrol	154	B 5254 T2	07/02-08/07		Ch: 286000> 459095				DOX-2045		
2.5 T R AWD	Petrol	221	B 5254 T4	03/03-08/07		Ch: >285999				DOX-2021		
2.5 T R AWD	Petrol	221	B 5254 T4	03/03-08/07		Ch: >459095						DOX-0150
2.5 T R AWD	Petrol	221	B 5254 T4	03/03-08/07		Ch: 286000> 459095				DOX-2045		
<b>V70 III (07-)</b>												
1.6 T4	Petrol	132	B 4164 T	10/10-12/15						DOX-2068		DOX-0150
1.6 T4F	Petrol/ Ethanol	132	B 4164 T2	01/11-12/15						DOX-2068		DOX-0150
2.0	Petrol	107	B 4204 S3	10/07-12/11						DOX-2068		DOX-0150
2.0 BiFuel	Petrol/ Liquified Petroleum Gas (LPG)	157	B 5204 T9	03/13-12/15		Ch: 249101>			DOX-0535			
2.0 D2	Diesel	88	D 4204 T20	03/15-04/16					DOX-0535	DOX-0536		
2.0 D3 I-4	Diesel	110	D 4204 T9	03/15-04/16					DOX-0535	DOX-0536		
2.0 D4 I-4	Diesel	133	D 4204 T5	10/13-04/16					DOX-0535	DOX-0536		
2.0 FlexFuel	Petrol/ Ethanol	107	B 4204 S4	01/08-12/11						DOX-2068		DOX-0150
2.0 GDI	Petrol	157	B 5204 T9	04/12-12/15		Ch: 249101>			DOX-0535			
2.0 T	Petrol	149	B 4204 T6	09/09-12/11						DOX-2068		DOX-0150
2.0 T5	Petrol	177	B 4204 T7	01/10-12/14						DOX-2068		DOX-0150
2.0 T5	Petrol	180	B 4204 T11	10/13-04/16			Front		DOX-0535			
2.5 T	Petrol	147/170	B 5254 T10;B 5254 T6	08/07-12/12		Ch: 249101>			DOX-0535			
2.5 T FlexFuel	Petrol/ Ethanol	147/170	B 5254 T11;B 5254 T8	05/08-12/11		Ch: 249101>			DOX-0535			
3.0 T6 AWD	Petrol	210/224	B 6304 T2;B 6304 T4	08/07-12/15					DOX-0529	DOX-0408		
3.2	Petrol	175/179	B 6324 S5	08/07-12/14			Left / Right		DOX-0526	DOX-0408		
3.2 AWD	Petrol	175/179	B 6324 S5	04/07-12/15			Left / Right		DOX-0526	DOX-0408		
<b>V90 II (16-)</b>												
2.0 D3	Diesel	110	D 4204 T16;D 4204 T9	03/16-08/18					DOX-0535	DOX-0536		
2.0 D3 AWD	Diesel	110	D 4204 T4	03/16-					DOX-0535	DOX-0536		
2.0 D4	Diesel	140	D 4204 T14	03/16-					DOX-0535	DOX-0536		
2.0 D4 AWD	Diesel	140	D 4204 T14	03/16-					DOX-0535	DOX-0536		
2.0 D5 AWD	Diesel	173	D 4204 T23	03/16-					DOX-0535	DOX-0536		
2.0 Hybrid AWD	Petrol/ Electric	235	B 4204 T35	03/16-12/18					DOX-0594			
2.0 Polestar AWD	Petrol	246	B 4204 T27	10/16-12/17					DOX-0594			
2.0 T5	Petrol	184/187	B 4204 T23;B 4204 T26	03/16-					DOX-0535			
2.0 T5 AWD	Petrol	183/187	B 4204 T23	03/16-					DOX-0535			
2.0 T6 AWD	Petrol	235	B 4204 T27	03/16-					DOX-0594			
2.0 T6 AWD	Petrol	228	B 4204 T29	10/17-						DOX-0642		
2.0 T6 AWD	Petrol	228	B 4204 T29	10/17-			Front		DOX-0594			
2.0 T6 AWD	Petrol	228	B 4204 T29	10/17-			Front		DOX-0597			
2.0 T6 Polestar AWD	Petrol	240	B 4204 T29	10/17-						DOX-0642		
2.0 T6 Polestar AWD	Petrol	240	B 4204 T29	10/17-			Front		DOX-0594			
2.0 T6 Polestar AWD	Petrol	240	B 4204 T29	10/17-			Front		DOX-0597			
2.0 T8 PHEV Polestar AWD	Petrol/ Electric	246	B 4204 T35	03/16-			Front		DOX-0597			
<b>XC40 (17-)</b>												
2.0 D3	Diesel	110	D 4204 T16	09/18-			Front		DOX-0597			
2.0 D3 AWD	Diesel	110	D 4204 T16	09/18-			Front		DOX-0597			
2.0 D4 AWD	Diesel	140	D 4204 T12	10/17-			Front		DOX-0597			
2.0 D4 Polestar AWD	Diesel	147	D 4204 T12	01/19-			Front		DOX-0597			
2.0 T4	Petrol	140	B 4204 T47	09/18-						DOX-0642		
2.0 T4	Petrol	140	B 4204 T47	09/18-			Front		DOX-0597			
2.0 T4 AWD	Petrol	140	B 4204 T47	09/18-						DOX-0642		
2.0 T4 AWD	Petrol	140	B 4204 T47	09/18-			Front		DOX-0597			
2.0 T5 AWD	Petrol	182/184	B 4204 T14;B 4204 T18	10/17-					DOX-0597	DOX-0642		
2.0 T5 AWD	Petrol	182	B 4204 T14	10/17-			Front		DOX-0597			
2.0 T5 Polestar AWD	Petrol	183	B 4204 T20	10/17-12/19					DOX-0597	DOX-0642		
<b>XC60 I (08-17)</b>												
2.0 D3 I-4	Diesel	110	D 4204 T4	03/15-04/17					DOX-0535	DOX-0536		







			KW					L/R	Direct Fit		Universal	
									Before	After	Before	After
<b>VOLVO continued</b>												
<b>XC60 I (08-17) continued</b>												
2.0 D4 I-4	Diesel	133/140	D 4204 T14;D 4204 T5	10/13-02/17					DOX-0535	DOX-0536		
2.0 T	Petrol	149	B 4204 T6	12/09-12/12						DOX-2068		DOX-0150
2.0 T5	Petrol	177	B 4204 T7	09/10-02/17						DOX-2068		DOX-0150
2.0 T5	Petrol	180	B 4204 T11;B 4204 T41	10/13-02/17				Front	DOX-0535			
2.0 T6	Petrol	225	B 4204 T9	10/13-02/17					DOX-0535			
2.0 T6 AWD	Petrol	225	B 4204 T9	10/13-12/17					DOX-0535			
2.5 T5 AWD	Petrol	187	B 5254 T12	04/14-02/17					DOX-0535			
3.0 T6 AWD	Petrol	210/224	B 6304 T2;B 6304 T4	05/08-02/17					DOX-0529			
3.0 T6 AWD	Petrol	210/224	B 6304 T2;B 6304 T4	05/08-02/17	Ch: >179184					DOX-0409		
3.0 T6 AWD	Petrol	210/224	B 6304 T2;B 6304 T4	05/08-02/17	Ch: 179185>					DOX-0408		
3.2 AWD	Petrol	175/179	B 6324 S;B 6324 S5	07/09-12/15				Left / Right	DOX-0526	DOX-0408		
<b>XC60 II (17-)</b>												
2.0 D4	Diesel	140	D 4204 T14	03/17-				Front	DOX-0535			
2.0 D4	Diesel	140	D 4204 T14	03/17-				Front	DOX-0597			
2.0 D4	Diesel	140	D 4204 T14	03/17-				Rear		DOX-0536		
2.0 D4 AWD	Diesel	140	D 4204 T14	03/17-				Front	DOX-0535			
2.0 D4 AWD	Diesel	140	D 4204 T14	03/17-				Front	DOX-0597			
2.0 D4 AWD	Diesel	140	D 4204 T14	03/17-				Rear		DOX-0536		
2.0 D4 Polestar AWD	Diesel	147	D 4204 T14	05/20-				Front	DOX-0535			
2.0 D4 Polestar AWD	Diesel	147	D 4204 T14	05/20-				Front	DOX-0597			
2.0 D4 Polestar AWD	Diesel	147	D 4204 T14	05/20-				Rear		DOX-0536		
2.0 D5 AWD	Diesel	173	D 4204 T23	03/17-				Front	DOX-0535			
2.0 D5 AWD	Diesel	173	D 4204 T23	03/17-				Front	DOX-0597			
2.0 D5 AWD	Diesel	173	D 4204 T23	03/17-				Rear		DOX-0536		
2.0 T5	Petrol	184/187	B 4204 T23;B 4204 T26	03/17-				Front	DOX-0597			
2.0 T5 AWD	Petrol	184/187	B 4204 T20;B 4204 T23; B 4204 T26	03/17-				Front	DOX-0535			
2.0 T5 AWD	Petrol	184/187	B 4204 T20;B 4204 T23; B 4204 T26	03/17-				Front	DOX-0597			
2.0 T5 Polestar AWD	Petrol	192	B 4204 T23	03/17-12/18				Front	DOX-0535			
2.0 T5 Polestar AWD	Petrol	192	B 4204 T23	03/17-12/18				Front	DOX-0597			
2.0 T6 AWD	Petrol	228/235	B 4204 T27;B 4204 T29	03/17-					DOX-0594	DOX-0642		
2.0 T6 AWD	Petrol	228/235	B 4204 T27;B 4204 T29	03/17-				Front	DOX-0594			
2.0 T6 AWD	Petrol	228/235	B 4204 T27;B 4204 T29	03/17-				Front	DOX-0597			
2.0 T6 Polestar AWD	Petrol	246	B 4204 T27	03/17-					DOX-0594	DOX-0642		
2.0 T6 Polestar AWD	Petrol	246	B 4204 T27	03/17-				Front	DOX-0597			
2.0 T8 Hybrid AWD	Petrol/ Electric	235/246	B 4204 T35	03/17-				Front	DOX-0597			
<b>XC70 I Cross Country (97-07)</b>												
2.4 T XC AWD	Petrol	142	B 5254 T	11/97-12/99						DOX-2021		DOX-0117
2.4 T XC AWD	Petrol	142	B 5254 T	11/97-12/99								DOX-0150
2.4 T XC AWD	Petrol	142	B 5254 T	11/97-09/98	Not Leaded						DOX-0117	
2.4 T XC AWD	Petrol	147	B 5244 T3	03/00-09/02						DOX-2021		DOX-0150
2.5 T XC AWD	Petrol	154	B 5254 T2	09/02-08/07	Ch: >172999							DOX-0150
2.5 T XC AWD	Petrol	154	B 5254 T2	09/02-08/07	Ch: >94999					DOX-2021		
2.5 T XC AWD	Petrol	154	B 5254 T2	09/02-08/07	Ch: 95000> 172999					DOX-2045		
<b>XC70 II (07-16)</b>												
2.0 D4 I-4	Diesel	133	D 4204 T5	10/13-04/16					DOX-0535	DOX-0536		
2.0 T5	Petrol	180	B 4204 T11	10/13-12/16				Front	DOX-0535			
2.5 T5 AWD	Petrol	187	B 5254 T12	08/15-12/16					DOX-0535			
3.0 T6 AWD	Petrol	210/224	B 6304 T2;B 6304 T4	01/08-12/16					DOX-0529	DOX-0408		
3.2 AWD	Petrol	175/179	B 6324 S;B 6324 S5	08/07-12/14				Left / Right	DOX-0526	DOX-0408		
<b>XC90 I (02-14)</b>												
2.5 T AWD	Petrol	154	B 5254 T2	10/02-09/14								DOX-0150
2.5 T AWD	Petrol	154	B 5254 T2	10/02-09/04	Ch: >133999					DOX-2045		
2.5 T AWD	Petrol	154	B 5254 T2	09/04-09/14	Ch: 134000> 681302					DOX-2021		
2.5 T AWD	Petrol	154	B 5254 T9	10/12-09/14								DOX-0150
2.5 T AWD	Petrol	154	B 5254 T9	10/12-09/14	Ch: >133999					DOX-2045		
2.9 T6 AWD	Petrol	200	B 6294 T	10/02-12/06	Ch: 1178>					DOX-2021		DOX-0150
3.2	Petrol	175/179	B 6324 S;B 6324 S5	09/11-09/14				L		DOX-0402		
3.2	Petrol	175/179	B 6324 S;B 6324 S5	09/11-09/14				L/R	DOX-0526			
3.2	Petrol	175/179	B 6324 S;B 6324 S5	09/11-09/14				Left / Right				DOX-0109
3.2 AWD	Petrol	175/179	B 6324 S5	03/06-09/14				L		DOX-0402		







			KW					L/R	Direct Fit		Universal	
									Before	After	Before	After
<b>VOLVO continued</b>												
<b>XC90 I (02-14) continued</b>												
3.2 AWD	Petrol	175/179	B 6324 S5	03/06-09/14				L/R	DOX-0526			
3.2 AWD	Petrol	175/179	B 6324 S5	03/06-09/14				Left / Right				DOX-0109
4.4 V8 AWD	Petrol	232/235	B 8444 S	09/04-12/10				L		DOX-0401		DOX-0109
4.4 V8 AWD	Petrol	232/235	B 8444 S	09/04-12/10				L/R	DOX-0527			
<b>XC90 II (14-)</b>												
2.0 D4 I-4	Diesel	140	D 4204 T14	06/15-12/18					DOX-0535	DOX-0536		
2.0 D4 I-4 AWD	Diesel	140	D 4204 T6	10/15-12/18					DOX-0535	DOX-0536		
2.0 D5 I-4 AWD	Diesel	165/173	D 4204 T11;D 4204 T23	09/14-12/19					DOX-0535	DOX-0536		
2.0 D5 Polestar AWD	Diesel	177	D 4204 T23	10/18-					DOX-0535			
2.0 T5 AWD	Petrol	183/187	B 4204 T23	06/15-12/18					DOX-0535	DOX-0642		
2.0 T5 AWD	Petrol	183/187	B 4204 T23	06/15-12/18					DOX-0597			
2.0 T5 AWD	Petrol	183	B 4204 T26	10/17-				Front	DOX-0597			
2.0 T5 Drive-E Polestar AWD	Petrol	192	B 4204 T23	10/17-					DOX-0535	DOX-0642		
2.0 T5 Drive-E Polestar AWD	Petrol	192	B 4204 T23	10/17-					DOX-0597			
2.0 T6 AWD	Petrol	235	B 4204 T27	09/14-12/18					DOX-0594			
2.0 T6 AWD	Petrol	228	B 4204 T29	10/17-						DOX-0642		
2.0 T6 AWD	Petrol	228	B 4204 T29	10/17-				Front	DOX-0597			
2.0 T6 Polestar AWD	Petrol	246	B 4204 T27	01/17-					DOX-0594	DOX-0642		
2.0 T8 Hybrid AWD	Petrol/ Electric	235	B1APHEV;B 4204 T28; B 4204 T35	06/15-12/18					DOX-0594			
2.0 T8 Hybrid AWD	Petrol/ Electric	298	B 4204 T35	06/15-				Front	DOX-0597			
2.0 T8 Hybrid Polestar AWD	Petrol/ Electric	233	B 4204 T34	01/19-				Front	DOX-0597			
2.0 T8 PHEV Polestar AWD	Petrol/ Electric	246	B 4204 T35	06/15-				Front	DOX-0597			
<b>VW</b>												
<b>AMAROK (2H, S1) (10-)</b>												
2.0 TSI	Petrol	118	CFPA	12/10-10/16								DOX-0150
<b>BEETLE (5C) (11-19)</b>												
1.2 TSI	Petrol	77	CBZB	07/11-07/19						DOX-1704		DOX-0119
1.4 TSI	Petrol	118	CAVD;CNWA;CTHD;CTKA	10/11-07/16						DOX-2041		DOX-0150
2.0 TSI	Petrol	147	CBFA;CCTA;CCZA	04/11-07/16								DOX-0150
2.5	Petrol	125	CBTA;CBUA;CCCA	04/11-07/19								DOX-0150
<b>BORA (1J) (98-05)</b>												
1.4 16V	Petrol	55	AHW	03/00-05/05	M				DOX-1552		DOX-0117	
1.4 16V	Petrol	55	AKQ;APE	03/00-05/05	M					DOX-2000		DOX-0150
1.4 16V	Petrol	55	AXP	03/00-05/05	M	Ch: >1-900 000				DOX-2000		DOX-0150
1.4 16V	Petrol	55	AXP	05/01-05/05	M	Ch: 2-000 001>				DOX-2047		DOX-0150
1.4 16V	Petrol	55	BCA	09/01-05/05	M					DOX-2047		DOX-0150
1.6	Petrol	75	BFQ	05/02-05/05						DOX-2000		DOX-0150
1.6	Petrol	75	AVU	08/00-05/05	ATM					DOX-2000		DOX-0150
1.6	Petrol	75	APF	10/98-05/05						DOX-2008		DOX-0150
1.6	Petrol	75	AEH;AKL	10/98-05/05					DOX-2012		DOX-0150	
1.6 16V	Petrol	77	ATN;AUS;AZD;BCB	02/00-05/05	M					DOX-1564		DOX-0119
1.8	Petrol	92	AGN	10/98-05/05					DOX-1551		DOX-0117	
1.8 4motion	Petrol	92	AGN	02/99-05/05					DOX-1551		DOX-0117	
1.8 T	Petrol	110	AGU	05/00-05/05	ATM				DOX-1551		DOX-0117	
1.8 T	Petrol	110	AGU	05/00-05/05	M				DOX-1551		DOX-0117	
1.8 T	Petrol	110	ARX;AUM	05/00-05/05	ATM					DOX-2027		DOX-0150
1.8 T	Petrol	110/132	AUM;AUQ;AWP	05/00-05/05	M					DOX-2027		DOX-0150
2.0	Petrol	85	APK;AQY	10/98-12/13					DOX-2027	DOX-2008	DOX-0150	DOX-0150
2.0	Petrol	85	APK;AQY	10/98-12/13						DOX-2015		
2.0	Petrol	85	AZJ	05/99-12/13						DOX-2015		DOX-0150
2.0	Petrol	85	AZJ	05/99-05/05		4WD				DOX-2008		DOX-0150
2.0 4motion	Petrol	85	AZH;AZJ	04/00-05/03						DOX-2008		DOX-0150
2.3 V5	Petrol	110	AGZ	10/98-10/00					DOX-1551		DOX-0117	
2.3 V5	Petrol	125	AQN	05/01-05/05		Ch: 2-000 001>				DOX-2023		DOX-0150
2.3 V5	Petrol	125	AQN	10/00-05/05	ATM	Ch: >1-900 000				DOX-2008		DOX-0150
2.3 V5	Petrol	125	AQN	10/00-05/05	ATM	Ch: >1-900 000				DOX-2030		
2.3 V5	Petrol	125	AQN	10/00-05/05	M	Ch: >1-900 000				DOX-2008		DOX-0150
2.3 V5	Petrol	125	AQN	10/00-05/05	M	Ch: >1-900 000				DOX-2030		
2.3 V5 4motion	Petrol	125	AQN	10/00-05/03				L		DOX-2023		
2.3 V5 4motion	Petrol	125	AQN	10/00-05/03				L/R				DOX-0150







			KW					L/R	Direct Fit		Universal	
									Before	After	Before	After
<b>VW continued</b>												
<b>BORA (1J) (98-05) continued</b>												
2.8 VR6 4motion	Petrol	150	AQP;AUE;BDE	03/99-05/03				L		DOX-2023		
2.8 VR6 4motion	Petrol	150	AQP;AUE;BDE	03/99-05/03				L/R				DOX-0150
<b>CADDY I (14) (82-92)</b>												
1.8	Petrol	70	JH	08/85-07/92					DOX-1006		DOX-0125	
<b>CADDY II (9K, 9U) (95-04)</b>												
1.4	Petrol	44	AEX	11/95-05/97	M	Ch: >W-502 300					DOX-0114	
1.4	Petrol	44	AEX	05/97-12/97	M	Ch: W-502 301>		DOX-1171			DOX-0117	
1.4	Petrol	44	APQ	12/97-05/98	M			DOX-1171			DOX-0117	
1.4	Petrol	44	AKV;APQ	11/97-10/98	M	Ch: >X-521 000		DOX-1171			DOX-0117	
1.4	Petrol	44	AKV;APQ	10/98-06/03	M	Ch: X-521 001>		DOX-1551			DOX-0117	
1.4	Petrol	55	AUA	08/00-06/03	M				DOX-1567			DOX-0119
1.4	Petrol	44	AUD	09/00-10/00	M	Ch: >1-518 700			DOX-2023			DOX-0150
1.4	Petrol	44	AUD	10/00-05/02	M	Ch: 1-518 701> 3-501 800			DOX-2015			DOX-0150
1.4	Petrol	44	AUD	10/00-05/02	M	Ch: 1-518 701> 3-501 800			DOX-2018			
1.4	Petrol	44	AUD	05/02-06/03	M	Ch: 3-501 801>			DOX-2015			DOX-0150
1.4 16V	Petrol	55	AUA	08/00-06/03	M				DOX-1567			DOX-0119
1.4 60	Petrol	44	AEX	11/95-05/97	M	Ch: >W-502 300					DOX-0114	
1.4 60	Petrol	44	AEX	05/97-12/97	M	Ch: W-502 301>		DOX-1171			DOX-0117	
1.4 60	Petrol	44	APQ	12/97-10/98	M	Ch: >X-521 000		DOX-1171			DOX-0117	
1.4 60	Petrol	44	APQ	10/98-06/03	M	Ch: X-521 001>		DOX-1551			DOX-0117	
1.4 60	Petrol	44	AUD	09/00-10/00	M	Ch: >1-518 700			DOX-2023			DOX-0150
1.4 60	Petrol	44	AUD	10/00-05/02	M	Ch: 1-518 701> 3-501 800			DOX-2015			DOX-0150
1.4 60	Petrol	44	AUD	10/00-05/02	M	Ch: 1-518 701> 3-501 800			DOX-2018			
1.4 60	Petrol	44	AUD	05/02-06/03	M	Ch: 3-501 801>			DOX-2015			DOX-0150
1.6	Petrol	55	1F	11/95-05/97	M						DOX-0114	
1.6	Petrol	55	AEE	06/96-12/00	M			DOX-1171			DOX-0117	
1.6 75	Petrol	55	1F	11/95-05/97	M						DOX-0114	
1.6 75	Petrol	55	AEE	06/97-09/00	M			DOX-1171			DOX-0117	
<b>CADDY III (2K, 2C) (04-15)</b>												
1.2 TSI	Petrol	63/77	CBZA;CBZB	09/10-05/15						DOX-1704		DOX-0119
1.4	Petrol	59	BUD	05/06-08/10					DOX-1702	DOX-1702	DOX-0119	DOX-0119
1.4	Petrol	55	BCA	03/04-05/06	M					DOX-2016		DOX-0150
1.6	Petrol	75	BGU;BSE;BSF	04/04-05/15						DOX-1702		DOX-0119
1.6 BiFuel	Petrol/ Liquified Petroleum Gas (LPG)	75	CHGA	05/11-05/15						DOX-1702		DOX-0119
2.0 EcoFuel	CNG	80	BSX	04/06-05/15						DOX-2041		DOX-0150
<b>CC (358) (11-16)</b>												
1.4 TSI	Petrol	118	CTHD	11/11-12/16								DOX-0150
1.4 TSI MultiFuel	Petrol/ Ethanol	118	CKMA	11/11-12/16								DOX-0150
1.8 TSI	Petrol	112/118	CDAA;CDAB	11/11-12/16								DOX-0150
2.0 TSI	Petrol	147/155	CBFA;CCTA;CCZB	11/11-12/16								DOX-0150
3.6 FSI 4motion	Petrol	220	BWS	11/11-12/16				L		DOX-2036		
3.6 FSI 4motion	Petrol	220	BWS	11/11-12/16				L/R				DOX-0150
3.6 FSI 4motion	Petrol	220	BWS	11/11-12/16				R		DOX-2041		
<b>CORRADO (53I) (88-95)</b>												
1.8 G60	Petrol	118	PG	09/88-09/93	ATM	- Catalyst						DOX-0115
1.8 G60	Petrol	118	PG	09/88-09/93	ATM	+ Catalyst						DOX-0116
1.8 G60	Petrol	118	PG	09/88-09/93	ATM	Ch: >K-011 579, + Catalyst		DOX-1311				DOX-0116
1.8 G60	Petrol	118	PG	09/88-09/93	ATM	Ch: K-011 580> , + Catalyst		DOX-1025				DOX-0116
1.8 G60	Petrol	118	PG	09/88-09/93	M	- Catalyst						DOX-0115
1.8 G60	Petrol	118	PG	09/88-09/93	M	+ Catalyst						DOX-0116
1.8 G60	Petrol	118	PG	09/88-09/93	M	Ch: >K-011 579, + Catalyst		DOX-1311				DOX-0116
1.8 G60	Petrol	118	PG	09/88-09/93	M	Ch: K-011 580> , + Catalyst		DOX-1025				DOX-0116
2.0 i	Petrol	85	2E	08/93-09/94					DOX-1172			DOX-0118
2.0 i	Petrol	85	ADY	07/94-09/94	ATM	Ch: >S-000 719			DOX-1172			DOX-0118







			KW					L/R	Direct Fit		Universal	
									Before	After	Before	After
<b>VW continued</b>												
<b>CORRADO (53I) (88-95) continued</b>												
2.0 i 16V	Petrol	100	9A	08/91-07/94	ATM				DOX-1025		DOX-0116	
2.0 i 16V	Petrol	100	9A	08/91-07/95	M				DOX-1025		DOX-0116	
2.9 VR6	Petrol	140	ABV	08/91-07/95							DOX-0118	
2.9 VR6	Petrol	140	ABV	08/91-09/94					DOX-1172		DOX-0118	
												Ch: >S-000 719, + Catalyst
<b>EOS (1F) (06-15)</b>												
1.4 TSI	Petrol	90	CAXA	11/07-08/15					DOX-1703	DOX-1702	DOX-0119	DOX-0119
1.4 TSI	Petrol	118	CAVD;CTHD	05/08-08/15								DOX-0150
1.6 FSI	Petrol	85	BLF	06/06-05/08						DOX-2016		DOX-0150
2.0 FSI	Petrol	110	BVY	03/06-05/08								DOX-0150
2.0 TFSI	Petrol	147	BPY;BWA;CAWB;CBFA; CCTA;CCZA	03/06-08/15						DOX-2016		DOX-0150
2.0 TSI	Petrol	155	CCZB	11/09-08/15						DOX-2041		DOX-0150
3.2 V6	Petrol	184	BUB	06/06-05/09				L		DOX-2036		
3.2 V6	Petrol	184	BUB	06/06-05/09				L/R				DOX-0150
3.2 V6	Petrol	184	BUB	06/06-05/09				R		DOX-2041		
<b>FOX (5Z) (03-11)</b>												
1.2	Petrol	40/44	BMD;CHFA;CHFB	04/05-12/11					DOX-1588	DOX-1565	DOX-0121	DOX-0119
1.4	Petrol	55	BKR	04/05-12/09						DOX-1565		DOX-0119
<b>GOLF I (17, 155) (74-93)</b>												
1.6	Petrol	55	EZ	08/83-02/84					DOX-1006		DOX-0125	
1.8	Petrol	72	2H	08/89-03/93					DOX-1025		DOX-0116	
1.8	Petrol	82	DX;EV;KT;PB	08/82-12/89					DOX-1006		DOX-0125	
1.8	Petrol	70	JH	08/83-04/93	ATM				DOX-1006		DOX-0125	
1.8	Petrol	70	JH	08/84-04/93	M				DOX-1006		DOX-0125	
<b>GOLF II (19, 1G) (83-92)</b>												
1.3	Petrol	40	MH;NZ	08/85-06/87	M				DOX-1311		DOX-0116	
1.3 Cat	Petrol	40	NZ	01/87-07/87	M				DOX-1311		DOX-0116	
1.3 Cat	Petrol	40	NZ	08/88-07/90	M	Ch: >L-990 000					DOX-0115	
1.3 Cat	Petrol	40	NZ	08/90-07/92	M	Ch: M-000 001>					DOX-0115	
1.3 Cat	Petrol	40	2G;MH	08/88-07/92	M				DOX-1311		DOX-0116	
1.6	Petrol	51/55	EZ	08/83-12/92					DOX-1006		DOX-0125	
1.6	Petrol	53	RF	08/87-10/91	ATM				DOX-1006		DOX-0125	
1.6	Petrol	53	RF	08/86-10/91	M				DOX-1006		DOX-0125	
1.8	Petrol	66	GU	07/90-10/91					DOX-1006		DOX-0125	
1.8 GTI	Petrol	79	RD	08/85-10/87	M						DOX-0115	
1.8 GTI	Petrol	77	RV	01/85-07/85					DOX-1311		DOX-0116	
1.8 GTI 16V	Petrol	95/102	KR;PL	02/86-10/91	M						DOX-0115	
1.8 GTI Cat	Petrol	79	PF	01/87-10/91	M				DOX-1311		DOX-0116	
1.8 GTI G60	Petrol	118	PG	04/90-07/91	M				DOX-1025		DOX-0116	
1.8 GTI G60	Petrol	118	PG	04/90-07/91	M	+ Catalyst			DOX-1023		DOX-0115	
1.8 GTI G60	Petrol	118	PG	04/90-07/91	M	+ Catalyst					DOX-0118	
1.8 GTI G60 Syncro	Petrol	118	PG	08/88-12/91	M	- Catalyst					DOX-0115	
1.8 GTI G60 Syncro	Petrol	118	PG	08/88-12/91	M	+ Catalyst					DOX-0116	
1.8 GTI G60 Syncro	Petrol	118	1H	08/88-12/91	M	+ Catalyst			DOX-1311		DOX-0116	
1.8 i Cat	Petrol	66	RP	08/87-10/91		+ Catalyst			DOX-1351		DOX-0115	
1.8 i Cat Syncro	Petrol	66	GX;RP	08/87-10/91	M				DOX-1311		DOX-0116	
1.8 Syncro	Petrol	66	GX	02/86-07/88	M						DOX-0115	
1.8 Syncro	Petrol	72	1P	08/88-07/91	M				DOX-1311		DOX-0116	
<b>GOLF III (1H, 1E) (91-99)</b>												
1.4	Petrol	44	ABD	07/93-07/94	M				DOX-1172		DOX-0118	
1.4	Petrol	40/44	ABD	10/91-04/99	M	Ch: >S-120 000			DOX-1172		DOX-0118	
1.4	Petrol	40/44	ABD	10/91-07/95	M	Ch: S-120 001>			DOX-1171		DOX-0117	
1.4	Petrol	44	APQ	12/97-05/98	M				DOX-1171		DOX-0117	
1.4	Petrol	44	AEX	07/95-11/97	M				DOX-1171		DOX-0117	
1.4	Petrol	44	AEX	07/95-11/97	M				DOX-1363			
1.6	Petrol	55	AEA;AEE	10/94-08/97	M				DOX-1171		DOX-0117	
1.6	Petrol	74	AEK;AFT	10/94-04/99							DOX-0118	
1.6	Petrol	74	AEK	01/95-12/95	ATM						DOX-0118	
1.6	Petrol	74	AEK;AKS	07/94-04/99	M						DOX-0118	
1.6	Petrol	55	ABU	09/92-09/94	M				DOX-1172		DOX-0118	
1.8	Petrol	55/66	ADZ;ANN;ANP	10/94-04/99							DOX-0114	
1.8	Petrol	66	ADZ	07/93-05/98	ATM						DOX-0114	
1.8	Petrol	66	ACC;ADZ	07/93-05/98	M						DOX-0114	
1.8	Petrol	55	AAM	05/96-04/99							DOX-0114	









			KW					L/R	Direct Fit		Universal	
									Before	After	Before	After
<b>VW continued</b>												
<b>GOLF III (1H, 1E) (91-99) continued</b>												
1.8	Petrol	55/66	AAM;ABS	07/93-07/94						DOX-1025		DOX-0116
1.8	Petrol	55/66	AAM;ABS	11/91-08/97						DOX-1025		DOX-0116
												Ch: >S-120 000, + Catalyst
1.8	Petrol	55/66	AAM;ABS	11/91-04/99								DOX-0114
1.8	Petrol	55/66	AAM;ABS	07/93-07/95	ATM					DOX-1025		DOX-0116
1.8	Petrol	55/66	AAM;ABS	11/91-08/97	ATM	Ch: >S-120 000				DOX-1025		DOX-0116
1.8	Petrol	55/66	AAM;ABS	07/93-12/97	M							DOX-0114
1.8	Petrol	55/66	AAM;ABS	07/93-12/97	M							DOX-0125
1.8	Petrol	55	AAM	07/94-10/94	M	Ch: >S-010 000						DOX-0125
1.8	Petrol	55/66	AAM;ABS	11/91-08/97	M	Ch: >S-120 000						DOX-0125
1.8 Syncro	Petrol	66	ADZ	10/94-04/99	M							DOX-0114
1.8 Syncro	Petrol	66	ABS	01/93-09/94	M							DOX-0125
2.0	Petrol	85	ADY;AGG	07/93-04/99								- Catalyst
2.0	Petrol	85	2E	11/91-04/99						DOX-1172		DOX-0118
2.0	Petrol	85	2E	11/91-08/97								Ch: >S-120 000, - Catalyst
2.0 GL	Petrol	79	AEP	08/95-09/97								+ Catalyst
2.0 GTI 16V	Petrol	110	ABF	08/92-08/97	M	Ch: >S-120 000						DOX-0120
2.0 GTI 16V	Petrol	110	ABF	08/92-08/97	M	Ch: >S-120 000, + Catalyst						DOX-0118
2.8 VR6	Petrol	128	AAA	07/94-08/97								+ Catalyst
2.8 VR6	Petrol	128	AAA	07/92-08/97	ATM					DOX-1171		DOX-0117
2.8 VR6	Petrol	128	AAA	07/92-08/97	ATM					DOX-1172		DOX-0118
2.8 VR6	Petrol	128	AAA	07/92-08/97	ATM					DOX-1173		
2.8 VR6	Petrol	128	AAA	07/92-08/97	ATM					DOX-1363		
2.8 VR6	Petrol	128	AAA	07/92-08/97	ATM	Ch: >S-120 000, + Catalyst						DOX-0118
2.8 VR6	Petrol	128	AAA	01/92-08/97	M					DOX-1171		DOX-0117
2.8 VR6	Petrol	128	AAA	01/92-08/97	M					DOX-1172		DOX-0118
2.8 VR6	Petrol	128	AAA	01/92-08/97	M					DOX-1173		
2.8 VR6	Petrol	128	AAA	01/92-08/97	M					DOX-1363		
2.8 VR6	Petrol	128	AAA	01/92-08/97	M	Ch: >S-120 000, + Catalyst						DOX-0118
2.9 VR6 Syncro	Petrol	140	ABV	07/95-04/99	M	Ch: T-000 001>				DOX-1363		DOX-0117
<b>GOLF IV (1J, 1E) (97-06)</b>												
1.4 16V	Petrol	55	AHW	10/97-05/00	ATM					DOX-1552		DOX-0117
1.4 16V	Petrol	55	AHW;AKQ	10/97-06/06	M					DOX-1552		DOX-0117
1.4 16V	Petrol	55	APE	05/99-06/06	M						DOX-2000	DOX-0150
1.4 16V	Petrol	55	AXP	05/99-06/06	M						DOX-2000	DOX-0150
1.4 16V	Petrol	55	AXP	05/99-06/06	M						DOX-2008	
1.4 16V	Petrol	55	BCA	05/99-06/06	M						DOX-2008	DOX-0150
1.6	Petrol	75	AEH	01/98-05/04		Ch: >X-132 000				DOX-1551		DOX-0117
1.6	Petrol	75	AEH	05/99-04/02		Ch: X-132 001>				DOX-2012		DOX-0150
1.6	Petrol	75	AKL	08/97-05/04	ATM					DOX-2012		DOX-0150
1.6	Petrol	75	AEH	08/97-05/04	ATM	Ch: X-132 001>				DOX-2012		DOX-0150
1.6	Petrol	75	AKL	08/97-05/04	M	Ch: >X-132 000				DOX-1551		DOX-0117
1.6	Petrol	75	AEH;AKL	08/97-05/04	M	Ch: X-132 001>				DOX-2012		DOX-0150
1.6	Petrol	75	AFT	06/98-10/00								DOX-0118
1.6	Petrol	75	AKS	06/98-10/00	M							DOX-0118
1.6	Petrol	75	BFQ	05/02-06/06							DOX-2000	DOX-0150
1.6	Petrol	75	AVU	08/00-06/06	ATM						DOX-2000	DOX-0150
1.6	Petrol	75	AVU	05/01-06/06	M						DOX-2000	DOX-0150
1.6	Petrol	75	APF	11/99-05/04	ATM						DOX-2008	DOX-0150
1.6	Petrol	75	APF	05/99-05/04	M						DOX-2008	DOX-0150
1.6 16V	Petrol	77	ATN;AUS;AZD;BCB	02/00-06/06	M						DOX-1564	DOX-0119
1.8	Petrol	66	ADZ;ANP	06/98-10/00								DOX-0114
1.8	Petrol	55	AAM;ANN	06/98-10/00	M							DOX-0114
1.8	Petrol	92	AGN	08/97-04/99	ATM					DOX-1551		DOX-0117
1.8	Petrol	92	AGN	08/97-09/00	M					DOX-1551		DOX-0117
1.8 T	Petrol	110	AGU	08/98-04/02	ATM					DOX-1551		DOX-0117
1.8 T	Petrol	110	AGU	08/97-06/06	M					DOX-1551		DOX-0117
1.8 T	Petrol	110	ARZ	05/99-09/00	M					DOX-2027	DOX-2000	DOX-0150
1.8 T	Petrol	110	AUM	05/00-06/06	ATM						DOX-2027	DOX-0150

			KW					L/R	Direct Fit		Universal	
									Before	After	Before	After
<b>VW continued</b>												
<b>GOLF IV (1J, 1E) (97-06) continued</b>												
1.8 T	Petrol	110	AUM	05/00-06/06	M					DOX-2027		DOX-0150
1.8 T GTI	Petrol	132	AUQ;AWP	05/02-05/04	M					DOX-2027		DOX-0150
2.0	Petrol	85	AEG;APK;AQY;AVH;AZG;AZJ;BER;BEV	07/98-06/06								DOX-0150
2.0	Petrol	85	ATU	06/98-06/02					DOX-2012	DOX-2012	DOX-0150	DOX-0150
2.0	Petrol	85	AWF	06/98-06/02	ATM				DOX-2012	DOX-2012	DOX-0150	DOX-0150
2.0	Petrol	85	AWG	06/98-06/02	M				DOX-2012	DOX-2012	DOX-0150	DOX-0150
2.0	Petrol	85	APK;AQY	07/98-06/06					DOX-2027	DOX-2015	DOX-0150	
2.0	Petrol	85	AZJ	05/99-06/06						DOX-2015		
2.0	Petrol	85	AZJ	07/98-06/06		4WD				DOX-2008		
2.0	Petrol	85	AZJ;AZG;BEH	07/98-05/04						DOX-2015		
2.0 4motion	Petrol	85	AZH	10/00-06/01						DOX-2008		DOX-0150
2.0 4motion	Petrol	85	AZJ	05/01-04/02	ATM					DOX-2008		DOX-0150
2.0 4motion	Petrol	85	AZH;AZJ	10/00-06/05	M					DOX-2008		DOX-0150
2.0 BiFuel	Petrol/ Compressed Natural Gas (CNG)	85	BEH	02/02-06/06	M					DOX-2000		DOX-0150
2.0 BiFuel	Petrol/ Compressed Natural Gas (CNG)	85	BEH	02/02-06/06	M					DOX-2008		
2.3 V5	Petrol	110	AGZ	08/97-02/01					DOX-1551		DOX-0117	
2.3 V5	Petrol	125	AQN	05/01-05/04						DOX-2023		DOX-0150
2.3 V5	Petrol	125	AQN	10/00-06/06	ATM					DOX-2023		DOX-0150
2.3 V5	Petrol	125	AQN	10/00-06/06	ATM					DOX-2027		
2.3 V5	Petrol	125	AQN	10/00-04/02	M					DOX-2023		DOX-0150
2.3 V5	Petrol	125	AQN	10/00-04/02	M					DOX-2027		
2.3 V5 4motion	Petrol	125	AQN	10/00-04/02	ATM		L			DOX-2023		
2.3 V5 4motion	Petrol	125	AQN	10/00-04/02	ATM		L/R					DOX-0150
2.3 V5 4motion	Petrol	125	AQN	10/00-06/05	M		L			DOX-2023		
2.3 V5 4motion	Petrol	125	AQN	10/00-06/05	M		L/R					DOX-0150
2.8 VR6 4motion	Petrol	150	AQP;AUE	05/99-04/01			L			DOX-2023		
2.8 VR6 4motion	Petrol	150	AQP;AUE	05/99-04/01			L/R					DOX-0150
2.8 VR6 4motion	Petrol	150	BDE	05/01-04/02	ATM		L			DOX-2023		
2.8 VR6 4motion	Petrol	150	BDE	05/01-04/02	ATM		L/R					DOX-0150
2.8 VR6 4motion	Petrol	150	AQP;AUE;BDE	03/99-06/05	M		L			DOX-2023		
2.8 VR6 4motion	Petrol	150	AQP;AUE;BDE	03/99-06/05	M		L/R					DOX-0150
3.2 R32 4motion	Petrol	177	BFH	09/02-05/04			L			DOX-2023		
3.2 R32 4motion	Petrol	177	BFH	09/02-05/04			L/R					DOX-0150
<b>GOLF Plus (5M, 521) (05-14)</b>												
1.2 TSI	Petrol	63/77	CBZA;CBZB	11/09-12/13						DOX-1704		DOX-0119
1.4 16V	Petrol	59	BUD;CGGA	05/06-12/13					DOX-1702		DOX-0119	
1.4 16V	Petrol	55	BCA	01/05-11/06						DOX-2016		DOX-0150
1.4 TSI	Petrol	103/125	BLG;BMY	05/06-06/08					DOX-1702		DOX-0119	DOX-0119
1.4 TSI	Petrol	103/125	BLG;BMY	05/06-06/08	ATM					DOX-1701		
1.4 TSI	Petrol	103/125	BLG;BMY	05/06-06/08	M					DOX-1702		
1.4 TSI	Petrol	90	CAXA	06/07-12/13						DOX-1702	DOX-0119	
1.4 TSI	Petrol	118	CAVD	06/08-12/13						DOX-2041		DOX-0150
1.6	Petrol	75	BSE;BSF;CCSA;CMXA	05/05-12/13						DOX-1702		DOX-0119
1.6 BiFuel	Petrol/ Liquefied Petroleum Gas (LPG)	75	CHGA	05/09-12/13						DOX-1702		DOX-0119
1.6 FSI	Petrol	85	BLF	12/04-05/08						DOX-2016		DOX-0150
1.6 MultiFuel	Petrol/ Ethanol	75	CCSA;CMXA	11/07-12/13						DOX-1702		DOX-0119
2.0 FSI	Petrol	110	BLR;BVY	05/05-06/08				L/R				DOX-0150
2.0 FSI	Petrol	110	BLR;BVY	05/05-06/08				R		DOX-2069		
<b>GOLF Sportsvan (AM1) (14-)</b>												
1.4 TSI	Petrol	92/110	CZCA;CZDA	02/14-					DOX-1707		DOX-0121	
<b>GOLF V (1K) (03-09)</b>												
1.4	Petrol	59	BUD	06/07-07/09					DOX-1702		DOX-0119	

			KW					L/R	Direct Fit		Universal	
									Before	After	Before	After
<b>VW continued</b>												
<b>GOLF V (1K) (03-09) continued</b>												
1.4 16V	Petrol	59	BUD	05/06-11/08					DOX-1702		DOX-0119	
1.4 16V	Petrol	55	BCA	10/03-05/06	M					DOX-2016		DOX-0150
1.4 TSI	Petrol	103/125	BLG;BMY	05/06-07/09					DOX-1702		DOX-0119	DOX-0119
1.4 TSI	Petrol	103/125	BLG;BMY	11/05-07/09	ATM					DOX-1701		DOX-0119
1.4 TSI	Petrol	103/125	BLG;BMY	05/06-07/09	M					DOX-1702		
1.4 TSI	Petrol	90	CAXA	05/07-07/09					DOX-1703		DOX-0119	DOX-0119
1.4 TSI	Petrol	90	CAXA	05/07-07/09	M					DOX-1702		
1.6	Petrol	75	BGU;BSE;BSF;CCSA	01/04-07/09						DOX-1702		DOX-0119
1.6 FSI	Petrol	85	BLF	01/05-07/08						DOX-2016		DOX-0150
1.6 MultiFuel	Petrol/ Ethanol	75	CCSA	10/07-07/09						DOX-1702		DOX-0119
2.0	Petrol	147	BWA	06/07-03/09						DOX-2016		DOX-0150
2.0 FSI	Petrol	110	BVY	11/05-11/08								DOX-0150
2.0 FSI	Petrol	110	AXW	01/04-11/08				L/R				DOX-0150
2.0 FSI	Petrol	110	AXW;BLR;BLX;BVX;BVY	01/04-11/08				R		DOX-2069		
2.0 FSI	Petrol	110	BLR	01/05-11/08	ATM							DOX-0150
2.0 FSI	Petrol	110	BLX;BVX	05/04-11/08	ATM			L/R				DOX-0150
2.0 FSI	Petrol	110	BLR	06/05-11/08	M							DOX-0150
2.0 FSI	Petrol	110	BLX;BVX	05/04-11/08	M			L/R				DOX-0150
2.0 FSI 4motion	Petrol	110	BLX;BVX	06/05-05/07	M			L	DOX-2041			
2.0 FSI 4motion	Petrol	110	BLX;BVX	06/05-05/07	M			L/R			DOX-0150	DOX-0150
2.0 FSI 4motion	Petrol	110	BLX;BVX	06/05-05/07	M			R		DOX-2069		
2.0 GTI	Petrol	147/169	BWA;BYD	11/05-12/08						DOX-2016		DOX-0150
2.0 GTI	Petrol	147	AXX	10/04-01/06	ATM					DOX-2016		DOX-0150
2.0 GTI	Petrol	147	AXX	10/04-11/05	M					DOX-2016		DOX-0150
3.2 R32 4motion	Petrol	184	BUB	11/05-11/08				L		DOX-2036		
3.2 R32 4motion	Petrol	184	BUB	11/05-11/08				L/R				DOX-0150
3.2 R32 4motion	Petrol	184	BUB	11/05-11/08				R		DOX-2041		
<b>GOLF VI (5K, AJ5) (08-14)</b>												
1.2 TSI	Petrol	63/77	CBZA;CBZB	11/08-07/13						DOX-1704		DOX-0119
1.4	Petrol	59	BUD;CGGA	10/08-07/13					DOX-1702		DOX-0119	
1.4 TSI	Petrol	90	CAXA	10/08-07/13					DOX-1703	DOX-1702	DOX-0119	DOX-0119
1.4 TSI	Petrol	90	CAXA	10/08-07/13								DOX-0150
1.4 TSI	Petrol	118	CAVD	10/08-07/13						DOX-2041		DOX-0150
1.6	Petrol	75	BSE;BSF;CCSA;CMXA	10/08-07/13						DOX-1702		DOX-0119
1.6 BiFuel	Petrol/ Liquified Petroleum Gas (LPG)	75	CHGA	03/09-11/12						DOX-1702		DOX-0119
1.6 MultiFuel	Petrol/ Ethanol	75	CCSA;CMXA	10/08-07/13						DOX-1702		DOX-0119
1.8 TSI	Petrol	118	CDAA	06/09-01/11						DOX-2041		DOX-0150
2.0 GTi	Petrol	155/173	CCZB;CDLG	04/09-11/12						DOX-2041		DOX-0150
2.0 R 4motion	Petrol	188/199	CDLC;CDLF	11/09-11/13								DOX-0150
2.0 TSI	Petrol	147	CBFA;CCTA	07/09-05/14						DOX-2041		DOX-0150
<b>GOLF VI Convertible (517) (11-16)</b>												
1.2 TSI	Petrol	77	CBZB	03/11-05/16						DOX-1704		DOX-0119
1.4 TSI	Petrol	90/118	CAVD;CAXA;CNWA;CTHD; CTKA	03/11-05/16								DOX-0150
<b>GOLF VII (5G, BA5) (12-)</b>												
1.2 TSI 16V	Petrol	63/77	CJZA;CJZB	08/12-					DOX-1707		DOX-0121	
1.4 TSI	Petrol	90/92/ 103/110	CHPA;CMBA;CXSA;CZCA; CZDA;CZEA	08/12-					DOX-1707		DOX-0121	
1.4 TSI	Petrol	103	CHPA	08/12-					DOX-1707			
<b>JETTA II (19, 1G) (84-92)</b>												
1.3	Petrol	40	MH;NZ	08/85-06/87	M				DOX-1311		DOX-0116	
1.3 Cat	Petrol	40	NZ	06/87-07/87	M				DOX-1311		DOX-0116	
1.3 Cat	Petrol	40	NZ	08/88-07/90	M	Ch: >L-990 000					DOX-0115	
1.3 Cat	Petrol	40	NZ	08/90-12/91	M	Ch: M-000 001>					DOX-0115	
1.3 Cat	Petrol	40	MH	08/88-07/90	M				DOX-1311		DOX-0116	
1.6	Petrol	51/53/55	EZ;PN;RF	01/84-10/91					DOX-1006		DOX-0125	
1.8	Petrol	66/79	GX;RD	08/84-10/91							DOX-0115	
1.8	Petrol	82	EV	01/84-07/88	M						DOX-0115	
1.8	Petrol	66	GU	08/84-10/91					DOX-1006		DOX-0125	







			KW					L/R	Direct Fit		Universal	
									Before	After	Before	After
<b>VW continued</b>												
<b>JETTA II (19, 1G) (84-92) continued</b>												
1.8 16V	Petrol	95/102	KR;PL	08/86-10/91	M						DOX-0115	
1.8 Cat	Petrol	66	GX	08/87-10/91	ATM						DOX-0115	
1.8 Cat	Petrol	66	GX	08/87-10/91	M						DOX-0115	
1.8 Cat	Petrol	66	RP	08/87-10/91	ATM	+ Catalyst			DOX-1351		DOX-0115	
1.8 Cat	Petrol	66	RP	08/87-10/91	M	+ Catalyst			DOX-1351		DOX-0115	
1.8 Cat	Petrol	79	PF	01/87-10/91	ATM				DOX-1311		DOX-0116	
1.8 Cat	Petrol	79	PF	01/87-10/91	M				DOX-1311		DOX-0116	
1.8 Syncro	Petrol	72	1P	08/88-07/91	M				DOX-1311		DOX-0116	
<b>JETTA III (1K2) (05-10)</b>												
1.4 TSI	Petrol	103/125	BLG;BMY	07/06-10/10							DOX-0119	DOX-0119
1.4 TSI	Petrol	103/125	BLG;BMY	07/06-10/10		Ch: >1K-8-299 000			DOX-1702			
1.4 TSI	Petrol	103/125	BLG;BMY	07/06-10/10	ATM					DOX-1701		
1.4 TSI	Petrol	103/125	BLG;BMY	07/06-10/10	M					DOX-1702		
1.4 TSI	Petrol	90	CAXA	05/07-10/10					DOX-1703	DOX-1702	DOX-0119	DOX-0119
1.4 TSI	Petrol	118	CAVD	07/08-10/10						DOX-2041		DOX-0150
1.6	Petrol	75	BGU;BSE;BSF;CCSA	09/04-10/10						DOX-1702		DOX-0119
1.6 FSI	Petrol	85	BLF	09/05-10/10						DOX-2016		DOX-0150
1.6 MultiFuel	Petrol/ Ethanol	75	CCSA	01/08-10/10						DOX-1702		DOX-0119
2.0 FSI	Petrol	110	BVY	12/05-06/08								DOX-0150
2.0 FSI	Petrol	110	BVY	12/05-06/08			L	DOX-2041			DOX-0150	
2.0 FSI	Petrol	110	BLR;BVY	08/05-06/08			R		DOX-2069			
2.0 FSI	Petrol	110	BLR	08/05-11/05	ATM							DOX-0150
2.0 FSI	Petrol	110	BLR	08/05-11/05	ATM		L	DOX-2041			DOX-0150	
2.0 FSI	Petrol	110	BLR	08/05-11/05	M							DOX-0150
2.0 FSI	Petrol	110	BLR	08/05-11/05	M		L	DOX-2041			DOX-0150	
2.0 TFSI	Petrol	147	CAWB	10/05-10/10							DOX-0150	DOX-0150
2.0 TFSI	Petrol	147	BWA;CCTA	10/05-10/10	ATM					DOX-2041		DOX-0150
2.0 TFSI	Petrol	147	BWA	10/05-10/10	M					DOX-2041		DOX-0150
2.5	Petrol	110/125	BTK;CCCA	01/06-10/10								DOX-0150
<b>JETTA IV (162) (10-)</b>												
1.2 TSI	Petrol	77	CBZB	10/10-						DOX-1704		DOX-0119
1.4 TSI	Petrol	90/110/ 118	CAVA;CAVD;CAXA;CMSB	04/11-								DOX-0150
1.6	Petrol	77	CLRA	12/11-					DOX-1701		DOX-0119	
2.0 TSI	Petrol	147	CBFA;CCTA;CCZA	12/10-								DOX-0150
<b>LT 40-55 I (75-96)</b>												
2.4	Petrol	70	1E	08/88-07/89					DOX-1311		DOX-0116	
2.4 i	Petrol	69	1E	01/93-06/96					DOX-1311		DOX-0116	
<b>LUPO (6X, 6E) (98-05)</b>												
1.0	Petrol	37	AER	09/98-07/05					DOX-1573		DOX-0114	
1.0	Petrol	37	ALL	09/98-07/05					DOX-1551		DOX-0117	
1.0	Petrol	37	AHT	10/98-05/00					DOX-1552		DOX-0117	
1.0	Petrol	37	ALD;ANV;AUC	09/98-07/05						DOX-2038		DOX-0150
1.0	Petrol	37	ALD	09/98-07/05					DOX-2008		DOX-0150	
1.4	Petrol	44	AUD	10/00-07/05								DOX-0150
1.4	Petrol	44	AUD	10/00-07/05	ATM					DOX-2030		
1.4	Petrol	44	AUD	10/00-07/05	M	Ch: >6E-2-010 000; 6X-2-080 000					DOX-2038	
1.4	Petrol	44	AUD	10/00-07/05	M	Ch: 6E-3-000 001; 6X-3-000 001>					DOX-2030	
1.4 16V	Petrol	55	AHW;AKQ	09/98-07/05							DOX-0117	
1.4 16V	Petrol	74	AFK	08/99-07/05					DOX-1551		DOX-0117	
1.4 16V	Petrol	55/74	APE;AQQ;AUA;AUB;BBY	09/98-07/05						DOX-1562		DOX-0119
1.4 16V	Petrol	55	AKQ	09/98-07/05					DOX-1552			
1.4 16V	Petrol	55	AHW	09/98-07/05					DOX-1561			
1.6 GTI	Petrol	92	AVY	09/00-07/05						DOX-2015		DOX-0150
<b>MULTIVAN V (7H, 7E) (03-15)</b>												
2.0	Petrol	85	AXA	11/03-08/15						DOX-2041		DOX-0150
2.0 TSI	Petrol	110/150	CJKA;CJKB	05/11-08/15								DOX-0150
2.0 TSI 4motion	Petrol	150	CJKA	07/11-08/15								DOX-0150
3.2 V6	Petrol	170/173	BDL;BKK;CFLA	02/04-12/09			R			DOX-2041		DOX-0150
3.2 V6 4motion	Petrol	173	BKK;CFLA	07/04-12/09			R			DOX-2041		DOX-0150
<b>NEW BEETLE (9C, 1C, 1Y) (98-10)</b>												
1.4	Petrol	55	BCA	11/01-09/10						DOX-2000		DOX-0150

			KW					L/R	Direct Fit		Universal	
									Before	After	Before	After
<b>VW continued</b>												
<b>NEW BEETLE (9C, 1C, 1Y) (98-10) continued</b>												
1.6	Petrol	75	AYD;BFS	06/00-09/10						DOX-2000		DOX-0150
1.6	Petrol	75	AWH	10/99-09/00						DOX-2008		DOX-0150
1.8 T	Petrol	110/132	APH;AVC;AWP;AWU;AWV; BNU	10/99-09/10								DOX-0150
1.8 T	Petrol	110	BKF	10/99-09/10					DOX-2015	DOX-2015	DOX-0150	DOX-0150
1.8 T	Petrol	110	AWU;AWV	10/99-09/10						DOX-2018		DOX-0150
1.8 T	Petrol	110	APH;AVC	10/99-09/10						DOX-2000		
1.8 T	Petrol	132	BNU	11/01-06/05						DOX-2015		
1.8 T	Petrol	132	AWP	11/01-06/05						DOX-2018		
2.0	Petrol	85	AEG;APK;AQY;AZG;AZJ; BER;BEV	01/98-09/10						DOX-2015	DOX-0150	DOX-0150
2.0	Petrol	85	AZJ;BDC;BEV;BGD	09/02-10/10						DOX-2015		DOX-0150
2.0	Petrol	85	AEG;APK;AQY	01/98-09/10					DOX-2018			
2.3 V5	Petrol	125	AQN	10/00-09/10						DOX-2047		DOX-0150
2.5	Petrol	110	BPR;BPS	07/05-09/10						DOX-2015		DOX-0150
3.2 RSI 4motion	Petrol	165	AXJ	04/00-05/01				L		DOX-2023		
3.2 RSI 4motion	Petrol	165	AXJ	04/00-05/01				L/R				DOX-0150
<b>PASSAT (3A2, 35I) (88-97)</b>												
1.6	Petrol	74	AEK;AFT	07/94-08/96								DOX-0118
1.6	Petrol	53	1F	04/88-07/89					DOX-1006			DOX-0125
1.8	Petrol	66	ADZ	10/94-12/96								DOX-0114
1.8	Petrol	55	AAM	10/91-10/93	M							DOX-0125
1.8	Petrol	55	AAM	08/90-07/91	M	Ch: >M-400 000			DOX-1006			DOX-0125
1.8	Petrol	55	AAM	10/93-05/97	M	Ch: >S-075 000						DOX-0125
1.8	Petrol	55	AAM	08/91-09/91	M	Ch: N-000 001>						DOX-0125
1.8	Petrol	55	AAM	08/90-12/96	M	Ch: S-075 001>						DOX-0114
1.8	Petrol	66	RP	08/88-07/90	ATM				DOX-1025			DOX-0116
1.8	Petrol	66	RP	08/88-07/90	ATM + Catalyst				DOX-1351			DOX-0115
1.8	Petrol	66	RP	02/88-07/90	M				DOX-1006			DOX-0125
1.8	Petrol	66	RP	02/88-07/91	M + Catalyst				DOX-1351			DOX-0115
1.8	Petrol	66	ABS	08/88-09/94	ATM				DOX-1025			DOX-0116
1.8	Petrol	66	ABS	08/90-09/94	M							DOX-0125
1.8	Petrol	66	ABS	08/90-09/94	M + Catalyst				DOX-1025			DOX-0116
1.8	Petrol	79/82	PB;PF	08/88-07/90					DOX-1311			DOX-0116
1.8	Petrol	79/82	PB;PF	08/88-07/90	ATM				DOX-1311			DOX-0116
1.8	Petrol	79/82	PB;PF	04/88-07/90	M				DOX-1311			DOX-0116
1.8 16V	Petrol	100	KR	08/88-07/89	ATM							DOX-0115
1.8 16V	Petrol	100	KR	04/88-12/89	M							DOX-0115
1.8 G60 Syncro	Petrol	118	PG	09/89-10/93	M							DOX-0116
1.8 G60 Syncro	Petrol	118	PG	09/89-10/93	M + Catalyst							DOX-0115
2.0	Petrol	85	2E	02/90-09/94								DOX-0115
2.0	Petrol	85	2E	02/90-09/94					DOX-1025			DOX-0116
2.0	Petrol	85	2E	02/90-09/94								DOX-0120
2.0	Petrol	85	ADY	10/94-07/95								DOX-0118
2.0	Petrol	79/85	ADY;AEP;AGG	10/94-10/96								DOX-0118
2.0 16V	Petrol	100	9A	09/91-09/93	ATM				DOX-1025			DOX-0116
2.0 16V	Petrol	100	9A	08/88-07/90	ATM	Ch: >L-400 000						DOX-0115
2.0 16V	Petrol	100	9A	08/90-08/91	ATM	Ch: M-000 001>			DOX-1025			DOX-0116
2.0 16V	Petrol	100	9A	08/88-09/93	M				DOX-1025			DOX-0115
2.0 16V	Petrol	100	9A	08/88-09/93	M							DOX-0116
2.0 16V	Petrol	100	9A	08/89-07/90	M	Ch: >L-400 000						DOX-0115
2.0 16V	Petrol	100	9A	08/90-07/91	M	Ch: M-000 001>			DOX-1025			DOX-0116
2.0 16V	Petrol	110	ABF	01/94-05/97	M	Ch: >S-075 000			DOX-1172			DOX-0118
2.0 Syncro	Petrol	85	2E	03/90-09/94	M							DOX-0116
2.0 Syncro	Petrol	85	2E	03/90-09/94	M							DOX-0120
2.0 Syncro	Petrol	85	2E	03/90-10/93	M + Catalyst							DOX-0115
2.8 VR6	Petrol	128	AAA	06/91-10/93					DOX-1172			DOX-0118
2.8 VR6	Petrol	128	AAA	06/91-12/96								DOX-0118
2.8 VR6	Petrol	128	AAA	10/93-05/97		Ch: >S-086 000			DOX-1172			DOX-0118
2.8 VR6	Petrol	128	AAA	06/91-08/96		Ch: >S-086 000, + Catalyst			DOX-1172			DOX-0118
2.8 VR6	Petrol	128	AAA	06/91-12/96		Ch: T-000 210>			DOX-1171			DOX-0117
2.9 VR6 Syncro	Petrol	135	ABV	07/95-05/97	M	Ch: T-000 001>			DOX-1363			DOX-0117
<b>PASSAT (3B2, 3B5) (96-01)</b>												
1.6	Petrol	74	ADR	06/97-12/98	ATM	Ch: >X-360 000			DOX-1362			DOX-0117

Car	Fuel	KW	Engine	Emission	Type	Code	L/R	Direct Fit		Universal	
								Before	After	Before	After
<b>VW continued</b>											
<b>PASSAT (3B2, 3B5) (96-01) continued</b>											
1.6	Petrol	74	ADR	01/99-11/00	ATM	Ch: X-360 001>		DOX-2012		DOX-0150	
1.6	Petrol	74	ADR	06/97-12/98	M	Ch: >X-360 000		DOX-1362		DOX-0117	
1.6	Petrol	74	ADR	01/99-11/00	M	Ch: X-360 001>		DOX-2012		DOX-0150	
1.6	Petrol	74	ADP;AHL;ARM	10/96-11/00	ATM			DOX-1362		DOX-0117	
1.6	Petrol	74	ADP;AHL;ARM	10/96-11/00	M			DOX-1362		DOX-0117	
1.6	Petrol	74	ANA	10/96-11/00				DOX-1589	DOX-1566	DOX-0121	DOX-0119
1.6	Petrol	74	APT	01/99-11/00				DOX-2012		DOX-0150	
1.6	Petrol	74	ARG	05/99-11/00	ATM			DOX-2012		DOX-0150	
1.6	Petrol	74	ARG	02/99-11/00	M			DOX-2012		DOX-0150	
1.8	Petrol	92	ADR	05/97-12/98	ATM	Ch: >X-360 000		DOX-1362		DOX-0117	
1.8	Petrol	92	ADR	01/99-11/00	ATM	Ch: X-360 001>		DOX-2012		DOX-0150	
1.8	Petrol	92	ADR	10/96-12/98	M	Ch: >X-360 000		DOX-1362		DOX-0117	
1.8	Petrol	92	ADR	12/98-11/00	M	Ch: X-360 001>		DOX-2012		DOX-0150	
1.8	Petrol	92	APT	01/99-11/00				DOX-2012		DOX-0150	
1.8	Petrol	92	ARG	05/99-11/00	ATM			DOX-2012		DOX-0150	
1.8	Petrol	92	ARG	02/99-11/00	M			DOX-2012		DOX-0150	
1.8 Syncro/4motion	Petrol	92	ADR;APT;ARG	06/97-11/00	M			DOX-2012		DOX-0150	
1.8 T	Petrol	110	AEB	10/96-12/98		Ch: >X-360 000		DOX-1173		DOX-0117	
1.8 T	Petrol	110	AEB	01/99-11/00		Ch: X-360 001>		DOX-2012		DOX-0150	
1.8 T	Petrol	110	AEB	10/96-08/98	M			DOX-1173		DOX-0117	
1.8 T	Petrol	110	ANB	01/99-11/00				DOX-2012	DOX-2008	DOX-0150	DOX-0150
1.8 T	Petrol	110	APU	01/99-11/00				DOX-2012		DOX-0150	
2.3 VR5	Petrol	110	AGZ	06/97-11/00				DOX-1173		DOX-0117	
2.3 VR5 Syncro/4motion	Petrol	110	AGZ	10/97-11/00	M			DOX-1173		DOX-0117	
2.8 V6	Petrol	142	ACK;AQD	06/97-11/00			L/R			DOX-0114	
2.8 V6	Petrol	132	AGE	05/97-09/99	ATM		L/R			DOX-0114	
2.8 V6	Petrol	132	AGE	05/97-09/99	M		L/R			DOX-0114	
2.8 V6	Petrol	142	APR	01/99-11/00			L/R	DOX-2010		DOX-0150	
2.8 V6 Syncro/4motion	Petrol	142	ACK;AGE;ALG	10/96-11/00			L/R			DOX-0114	
2.8 V6 Syncro/4motion	Petrol	142	APR;AQD	10/96-11/00			L/R	DOX-2010		DOX-0150	
<b>PASSAT (3B3, 3B6) (00-05)</b>											
1.6	Petrol	75	ALZ	11/00-05/05				DOX-1589	DOX-1566	DOX-0121	DOX-0119
1.8 4motion	Petrol	125	AWM	11/03-05/05					DOX-2008		DOX-0150
1.8 T	Petrol	125	AWM	02/01-11/05					DOX-2008		DOX-0150
1.8 T 20V	Petrol	110	AWT	11/00-05/05					DOX-2008		DOX-0150
1.8 T 4motion	Petrol	125	AWM	11/03-05/05					DOX-2008		DOX-0150
2.0	Petrol	85	AZM	11/00-05/05				DOX-1589	DOX-1566	DOX-0121	DOX-0119
2.0	Petrol	96	ALT	11/01-05/05					DOX-2008		DOX-0150
2.0 4motion	Petrol	85	AZM	11/00-05/05				DOX-1589	DOX-1566	DOX-0121	DOX-0119
2.3 V5	Petrol	125	AZX	11/00-05/05							DOX-0150
2.3 V5	Petrol	125	AZX	11/00-04/02		Ch: >2-500 000			DOX-2012		
2.3 V5	Petrol	125	AZX	05/02-05/05		Ch: 3-000 001>			DOX-2038		
2.3 V5 4motion	Petrol	125	AZX	11/00-05/05							DOX-0150
2.3 V5 4motion	Petrol	125	AZX	11/00-04/02		Ch: >2-500 000			DOX-2012		
2.3 V5 4motion	Petrol	125	AZX	05/02-05/05		Ch: 3-000 001>			DOX-2038		
2.3 VR5	Petrol	125	AZX	11/00-05/05							DOX-0150
2.3 VR5	Petrol	125	AZX	11/00-04/02		Ch: >2-500 000			DOX-2012		
2.3 VR5	Petrol	125	AZX	05/02-05/05		Ch: 3-000 001>			DOX-2038		
2.3 VR5 4motion	Petrol	125	AZX	11/00-05/05							DOX-0150
2.3 VR5 4motion	Petrol	125	AZX	11/00-04/02		Ch: >2-500 000			DOX-2012		
2.3 VR5 4motion	Petrol	125	AZX	05/02-05/05		Ch: 3-000 001>			DOX-2038		
2.8	Petrol	142	AMX;ATQ	10/00-08/05			L/R	DOX-2010	DOX-2035	DOX-0150	DOX-0150
2.8 4motion	Petrol	142	AMX;ATQ	11/00-05/05			L/R	DOX-2010	DOX-2035	DOX-0150	DOX-0150
4.0 W8 4motion	Petrol	202	BDN;BDP	09/01-09/04			L/R		DOX-2018		DOX-0150
<b>PASSAT (3C) (05-11)</b>											
1.4 TSI	Petrol	90	CAXA	05/07-11/10				DOX-1703	DOX-1702	DOX-0119	DOX-0119
1.4 TSI EcoFuel	Petrol/ Compressed Natural Gas (CNG)	110	CDGA	01/09-11/10					DOX-2041		DOX-0150
1.6	Petrol	75	BSE;BSF	05/05-11/10					DOX-1702		DOX-0119
1.6 FSI	Petrol	85	BLF	03/05-05/07					DOX-2041		DOX-0150








# Lambda Sensors

## Application Tables

			KW					L/R	Direct Fit		Universal	
									Before	After	Before	After
<b>VW continued</b>												
<b>PASSAT (3C) (05-11) continued</b>												
1.8 TSI	Petrol	118	CDA		11/09-11/10							DOX-0150
1.8 TSI	Petrol	112	CDAB		11/09-07/10	ATM						DOX-0150
1.8 TSI	Petrol	112	CDAB		11/09-07/10	M						DOX-0150
2.0 FSI	Petrol	110	BLY, BVZ		03/05-11/10							DOX-0150
2.0 FSI	Petrol	125	CCTB		08/07-07/10	ATM						DOX-0150
2.0 FSI 4motion	Petrol	110	BLY		09/05-11/10							DOX-0150
2.0 TSI	Petrol	147	AXX;BWA;CCZA		08/05-07/10							DOX-0150
2.0 TSI	Petrol	147	AXX;CCTA		07/05-07/10	ATM						DOX-0150
2.0 TSI	Petrol	147	AXX		07/05-07/10	M						DOX-0150
3.2 FSI 4motion	Petrol	184	AXZ		11/05-11/10	ATM		L				DOX-2036
3.2 FSI 4motion	Petrol	184	AXZ		11/05-11/10	ATM		L/R				DOX-0150
3.2 FSI 4motion	Petrol	184	AXZ		11/05-11/10	ATM		R				DOX-2041
3.6 R36 4motion	Petrol	220	BWS		04/07-11/10	M		L				DOX-2036
3.6 R36 4motion	Petrol	220	BWS		04/07-11/10	M		L/R				DOX-0150
3.6 R36 4motion	Petrol	220	BWS		04/07-11/10	M		R				DOX-2041
<b>PASSAT (32B) (80-91)</b>												
1.8	Petrol	66	JN		01/83-03/88							DOX-1006
1.8 Syncro	Petrol	66	JN		01/86-03/88							DOX-1006
2.2	Petrol	85	KX		01/85-03/88							DOX-1006
<b>PASSAT (362, 365) (10-14)</b>												
1.4 TSI	Petrol	90	CAXA		08/10-12/14	ATM						DOX-0150
1.4 TSI	Petrol	90	CAXA		08/10-12/14	M						DOX-0150
1.4 TSI EcoFuel	Petrol/ Compressed Natural Gas (CNG)	110	CDGA		08/10-12/14							DOX-0150
1.4 TSI MultiFuel	Petrol/ Ethanol	118	CKMA		11/10-12/14							DOX-2041
1.8 TSI	Petrol	112/118	CDA;CDAB		08/10-12/14							DOX-0150
2.0 TSI	Petrol	155	CCZB		11/10-12/15							DOX-0150
3.6 FSI 4motion	Petrol	220	BWS		01/11-05/11	ATM		L				DOX-2036
3.6 FSI 4motion	Petrol	220	BWS		01/11-05/11	ATM		L/R				DOX-0150
3.6 FSI 4motion	Petrol	220	BWS		01/11-05/11	ATM		R				DOX-2041
<b>PASSAT CC (357) (08-12)</b>												
1.4 TSI MultiFuel	Petrol/ Ethanol	118	CKMA		01/11-01/12							DOX-2041
1.8 TSI	Petrol	112	CDAB;CGYA		11/08-05/10							DOX-0150
1.8 TSI	Petrol	118	CDA		06/08-01/12							DOX-2041
1.8 TSI	Petrol	112	CDAB		11/08-05/10							DOX-2041
2.0 TSI	Petrol	147/155	CAWB;CBFA;CCTA;CCZA; CCZB		06/08-01/12							DOX-2041
3.6 FSI 4motion	Petrol	206	BLV;CNNA		06/08-01/12							DOX-0150
3.6 FSI 4motion	Petrol	220	BWS		02/08-12/11			L				DOX-2036
3.6 FSI 4motion	Petrol	220	BWS		02/08-12/11			L/R				DOX-0150
3.6 FSI 4motion	Petrol	220	BWS		02/08-12/11			R				DOX-2041
<b>PHAETON (3D) (02-16)</b>												
3.2 V6	Petrol	177	AYT;BKL		04/02-05/05			R				DOX-2018
3.2 V6 4motion	Petrol	177	BKL;BRK		02/04-11/08			R				DOX-2018
4.2 V8 4motion	Petrol	246	BGH;BGJ		05/03-03/16			L				DOX-2018
4.2 V8 4motion	Petrol	246	BGH;BGJ		05/03-03/16			L/R				DOX-0150
4.2 V8 4motion	Petrol	246	BGH;BGJ		05/03-03/16			R				DOX-2027
6.0 W12 4motion	Petrol	309	BAN;BAP		04/02-12/05			Front Left				DOX-2018
6.0 W12 4motion	Petrol	309/331	BAN;BAP;BRN;BTT		04/02-03/16			Front Left/ Front Right/ Right Rear				DOX-0150
6.0 W12 4motion	Petrol	331	BRN;BTT		05/05-03/16			Front Left/ Left Rear				DOX-2018
6.0 W12 4motion	Petrol	309/331	BAN;BAP;BRN;BTT		04/02-03/16			Front Right/ Right Rear				DOX-2008
<b>POLO (6N1) (94-99)</b>												
1.0	Petrol	37	AER		09/96-04/97	M	Ch: >V-350 000					DOX-0114







			KW					L/R	Direct Fit		Universal	
									Before	After	Before	After
<b>VW continued</b>												
<b>POLO (6N1) (94-99) continued</b>												
1.0	Petrol	37	AER	05/97-10/99	M	Ch: W-000 001>			DOX-1573		DOX-0114	
1.0	Petrol	33	AEV	10/94-09/96	M				DOX-1362		DOX-0117	
1.0	Petrol	37	ALL	08/97-05/99	M				DOX-1551		DOX-0117	
1.3	Petrol	40	ADX	10/94-04/97	M						DOX-0117	
1.3	Petrol	40	ADX	10/94-04/97	M	- Catalyst			DOX-1363		DOX-0117	
1.3	Petrol	40	ADX	10/94-04/97	M	+ Catalyst			DOX-1362		DOX-0117	
1.4	Petrol	44	AEX	05/97-12/97		Ch: W-000 001>			DOX-1551		DOX-0117	
1.4	Petrol	44	AEX	07/95-04/97	ATM	Ch: >V-350 000			DOX-1362		DOX-0117	
1.4	Petrol	44	AEX	07/95-04/96	M	Ch: >T-250 000			DOX-1362		DOX-0117	
1.4	Petrol	44	AEX	05/96-04/97	M	Ch: V-000 001> V-350 000			DOX-1171		DOX-0117	
1.4	Petrol	40/44	AEX;AKV;APQ	05/97-10/99					DOX-1551		DOX-0117	
1.4 16V	Petrol	74	AFH	04/96-04/97	M	Ch: >V-350 000			DOX-1362		DOX-0117	
1.4 16V	Petrol	74	AFH	04/97-11/98	M	Ch: V-350 001> X-068 038			DOX-1552		DOX-0117	
1.4 16V	Petrol	74	AFH	11/98-10/99	M	Ch: X-068 039>			DOX-1551		DOX-0117	
1.6	Petrol	55	AEA	10/94-07/95	M				DOX-1362		DOX-0117	
1.6	Petrol	55	AEE;AHS	07/95-04/97	ATM	Ch: >V-350 000			DOX-1362		DOX-0117	
1.6	Petrol	55	AEE;AHS	05/97-10/99	ATM	Ch: W-000 001>			DOX-1552		DOX-0117	
1.6	Petrol	55	AEE	07/95-04/97	M	Ch: >V-350 000			DOX-1362		DOX-0117	
1.6	Petrol	55	AEE	05/97-10/99	M	Ch: W-000 001>			DOX-1552		DOX-0117	
1.6 16V GTI	Petrol	88	AJV	09/98-10/99	M				DOX-1551		DOX-0117	
<b>POLO (6N2) (99-01)</b>												
1.0	Petrol	37	AUC	10/99-09/01	M					DOX-2038		DOX-0150
1.0	Petrol	37	ALD	10/99-09/01	M				DOX-2008		DOX-0150	
1.4	Petrol	40/44	AKP;AUD	10/99-09/01	M					DOX-2038		DOX-0150
1.4	Petrol	44	AKK	10/99-09/01					DOX-2008		DOX-0150	
1.4 16V	Petrol	55	AHW	10/99-09/01					DOX-1552		DOX-0117	
1.4 16V	Petrol	74	AFK	10/99-09/01	M				DOX-1552		DOX-0117	
1.4 16V	Petrol	55	AUA	10/99-09/01	ATM					DOX-1562		DOX-0119
1.4 16V	Petrol	55/74	AUA;AUB	10/99-09/01	M					DOX-1562		DOX-0119
1.6 16V GTI	Petrol	92	ARC;AVY	10/99-09/01	M					DOX-2038		DOX-0150
<b>POLO (6R, 6C) (09-)</b>												
1.2	Petrol	44/51	CGPA;CGPB	06/09-					DOX-1707	DOX-1559	DOX-0121	DOX-0119
1.2 TSI	Petrol	66/77	CBZB;CBZC	11/09-						DOX-1704		DOX-0119
1.4	Petrol	63	CGGB	03/09-05/14						DOX-1560		DOX-0119
1.4	Petrol	63	CLPA	03/09-05/14					DOX-1701		DOX-0119	
1.4 BiFuel	Petrol/ Liquified Petroleum Gas (LPG)	60	CMAA	03/10-01/11					DOX-1702	DOX-1560	DOX-0119	DOX-0119
1.4 GTI	Petrol	132	CAVE;CTHE	05/10-						DOX-2041		DOX-0150
1.6	Petrol	77	CFNA;CLSA	05/10-					DOX-1701		DOX-0119	
1.6 BiFuel	Petrol/ Liquified Petroleum Gas (LPG)	60	CNKA	01/11-05/14					DOX-1702	DOX-1702	DOX-0119	DOX-0119
<b>POLO (9N) (01-09)</b>												
1.2	Petrol	40/44	AWY;BBM;BMD	01/02-11/09					DOX-1588	DOX-1565	DOX-0121	DOX-0119
1.2 12V	Petrol	47/51	AZQ;BME;BZG	10/01-11/09					DOX-1707	DOX-1559		DOX-0119
1.2 12V	Petrol	47/51	BME	10/01-11/09							DOX-0121	
1.4 16V	Petrol	59	BUD	05/06-11/09					DOX-1702	DOX-1560	DOX-0119	DOX-0119
1.4 16V	Petrol	55/74	AUA;AUB;BBY;BBZ;BKY	10/01-05/08						DOX-1560		DOX-0119
1.6 16V	Petrol	77	BTS	05/06-11/09					DOX-1702	DOX-1702	DOX-0119	DOX-0119
1.8 GTI	Petrol	110	BJX	09/05-11/09						DOX-2008		DOX-0150
1.8 GTI Cup Edition	Petrol	132	BBU	05/06-11/09						DOX-2008		DOX-0150
<b>POLO (86C, 80) (81-94)</b>												
1.0	Petrol	33	AAU	10/90-09/94	M						DOX-0115	
1.0 Cat	Petrol	33	AAK;AAU	08/89-09/94	M						DOX-0115	
1.3	Petrol	55	3F	03/91-09/94	M						DOX-0115	
1.3	Petrol	40	NZ	08/86-07/87	M				DOX-1311		DOX-0116	
1.3	Petrol	40	NZ	08/86-09/87	M	Ch: >J-060 000			DOX-1311		DOX-0116	
1.3	Petrol	40	NZ	09/87-07/88	M	Ch: J-060 001>					DOX-0115	
1.3	Petrol	40	MH	08/86-07/88	M				DOX-1311		DOX-0116	
1.3 Cat	Petrol	40	AAV	01/91-09/94							DOX-0115	



								L/R	Direct Fit		Universal	
									Before	After	Before	After
<b>VW continued</b>												
<b>POLO (86C, 80) (81-94) continued</b>												
1.3 Cat	Petrol	40/55	3F;AAV	10/89-09/94	M						DOX-0115	
1.3 Cat	Petrol	40	NZ	07/87-09/87	M	Ch: >J-060 000			DOX-1311		DOX-0116	
1.3 Cat	Petrol	40	NZ	07/87-09/94		Ch: J-060 001>					DOX-0115	
1.3 Cat	Petrol	40	NZ	10/90-08/94	M						DOX-0115	
1.3 Cat	Petrol	40	NZ	07/87-09/87	M	Ch: >J-060 000			DOX-1311		DOX-0116	
1.3 Cat	Petrol	40	NZ	07/87-10/90	M	Ch: J-060 001>					DOX-0115	
1.3 Cat	Petrol	40	MH	07/87-10/90					DOX-1311		DOX-0116	
1.3 Cat	Petrol	40	2G;MH	07/87-10/90	M				DOX-1311		DOX-0116	
1.3 G40	Petrol	83	PY	08/90-09/94	M						DOX-0115	
1.3 G40	Petrol	85	PY	01/87-08/90	M				DOX-1311		DOX-0116	
<b>POLO Classic (6KV) (95-02)</b>												
1.4	Petrol	44	AEX	05/96-09/01	M	Ch: >W-000 001					DOX-0114	
1.4	Petrol	44	AEX	05/97-09/01	M	Ch: W-000 001>			DOX-1171		DOX-0117	
1.4	Petrol	40/44	AKV;ANX;APQ	12/97-08/99	M	Ch: >X-541 000			DOX-1171		DOX-0117	
1.4	Petrol	40/44	AKV;ANX;APQ	09/98-09/01	M	Ch: X-541 001>			DOX-1551		DOX-0117	
1.4	Petrol	44	AUD	06/00-10/00	M	Ch: >1-526 500				DOX-2023		DOX-0150
1.4	Petrol	44	AUD	10/00-09/01	M	Ch: 1-526 501>				DOX-2015		DOX-0150
1.4	Petrol	44	ANW	10/99-09/01	M					DOX-2023		DOX-0150
1.4	Petrol	44	AKK	10/99-09/01	M				DOX-2015		DOX-0150	
1.4 16V	Petrol	55	APE;AUA	10/99-09/01	M					DOX-1567		DOX-0119
1.6	Petrol	55	1F	05/96-09/97	M						DOX-0114	
1.6	Petrol	55	AEE;ALM	09/97-09/01	M				DOX-1171		DOX-0117	
1.6	Petrol	74	AFT	03/98-09/01	ATM	+ Catalyst					DOX-0118	
1.6	Petrol	74	AFT	05/96-09/01	M	+ Catalyst					DOX-0118	
1.6	Petrol	74	APF;AUR	03/00-09/01	M					DOX-2023		DOX-0150
1.6	Petrol	74	AEH	10/99-09/01	ATM				DOX-2015		DOX-0150	
1.6	Petrol	74	AKL	10/99-09/01	M				DOX-2015		DOX-0150	
1.8	Petrol	66	ABS;ADD;ADZ	03/98-09/01	M				DOX-1172		DOX-0118	
<b>POLO Saloon (9A4) (02-)</b>												
1.4	Petrol	55	BBY	11/02-06/05	ATM					DOX-1560		DOX-0119
1.4	Petrol	55/74	BBY;BBZ	11/02-06/05	M					DOX-1560		DOX-0119
1.6	Petrol	74	BAH	09/02-06/05	M						DOX-0150	
<b>POLO Variant (6V5) (97-01)</b>												
1.4	Petrol	44	AEX	05/97-09/01	M				DOX-1171		DOX-0117	
1.4	Petrol	44	APQ	12/97-09/01	M				DOX-1171		DOX-0117	
1.4	Petrol	44	AKV;APQ	12/97-09/01	M	Ch: >X-541 000			DOX-1171		DOX-0117	
1.4	Petrol	44	AKV;APQ	09/98-09/01	M	Ch: X-541 001>			DOX-1551		DOX-0117	
1.4	Petrol	40	AKP	12/98-08/99	M	Ch: X-541 001>			DOX-1551		DOX-0117	
1.4	Petrol	44	ANW	10/99-09/01	M					DOX-2023		DOX-0150
1.4	Petrol	44	AKK	10/99-09/01	M				DOX-2015		DOX-0150	
1.4 16V	Petrol	55	APE;AUA	10/99-09/01						DOX-1567		DOX-0119
1.6	Petrol	55	AEE;ALM	09/97-09/01	M				DOX-1171		DOX-0117	
1.6	Petrol	74	AFT	03/98-09/01	ATM						DOX-0118	
1.6	Petrol	74	AFT	05/97-09/01	M						DOX-0118	
1.6	Petrol	74	APF;AUR	03/00-09/01	M					DOX-2023		DOX-0150
1.6	Petrol	74	AEH	10/99-09/01	ATM				DOX-2015		DOX-0150	
1.6	Petrol	74	AKL	10/99-09/01	M				DOX-2015		DOX-0150	
<b>SCIROCCO (53B) (80-92)</b>												
1.8	Petrol	70	JH	11/85-07/92					DOX-1006		DOX-0125	
1.8 16V	Petrol	95	PL	03/86-07/92							DOX-0115	
<b>SCIROCCO (137, 138) (08-17)</b>												
1.4 TSI	Petrol	90/118	CAVD;CAXA	05/08-11/17						DOX-2041		DOX-0150
2.0 R	Petrol	188/195	CDLA;CDLC	11/09-11/17						DOX-2041		DOX-0150
2.0 TSI	Petrol	155	CCZB	11/09-11/17						DOX-2041		DOX-0150
2.0 TSI	Petrol	147	CAWB	05/08-11/09							DOX-0150	
<b>SHARAN (7M) (95-10)</b>												
1.8 T 20V	Petrol	110	AJH	09/97-03/10					DOX-1552		DOX-0117	
1.8 T 20V	Petrol	110	AWC	04/00-03/10	ATM					DOX-2027		DOX-0150
1.8 T 20V	Petrol	110	AWC	04/00-03/10	M					DOX-2027		DOX-0150
2.0	Petrol	85	ADY	09/95-03/96		Ch: >T-036 895					DOX-0118	
2.0	Petrol	85	ATM	04/00-05/08	ATM					DOX-2027		DOX-0150
2.0	Petrol	85	ATM	04/00-11/08	M					DOX-2027		DOX-0150
2.8 VR6	Petrol	128	AAA	09/95-11/95		Ch: >T-021 998			DOX-1363		DOX-0117	
2.8 VR6	Petrol	128	AAA	08/97-01/98		Ch: >W-050 000			DOX-1171		DOX-0117	
2.8 VR6	Petrol	128	AAA	09/95-01/98		Ch: T-021 999> W-050 000			DOX-1171		DOX-0117	

# Lambda Sensors

## Application Tables

			KW					L/R	Direct Fit		Universal	
									Before	After	Before	After
<b>VW continued</b>												
<b>SHARAN (7M) (95-10) continued</b>												
2.8 VR6	Petrol	128	AAA		01/98-03/98		Ch: W-050 001>			DOX-2010		DOX-0150
2.8 VR6	Petrol	128	AAA		07/96-04/97	ATM				DOX-1171		DOX-0117
2.8 VR6	Petrol	150	AYL		04/00-03/10						DOX-2038	DOX-0150
2.8 VR6	Petrol	150	AYL		04/00-03/10						DOX-2047	
2.8 VR6	Petrol	128	AMY		04/98-04/00					DOX-2010		DOX-0150
2.8 VR6 4motion	Petrol	150	AYL		04/00-11/08	M					DOX-2038	DOX-0150
2.8 VR6 4motion	Petrol	150	AYL		04/00-11/08	M					DOX-2047	
2.8 VR6 Syncro	Petrol	128	AAA		11/96-01/98	ATM	Ch: >W-050 000			DOX-1171		DOX-0117
2.8 VR6 Syncro	Petrol	128	AAA		11/96-03/98	ATM	Ch: W-050 001>			DOX-2010		DOX-0150
2.8 VR6 Syncro	Petrol	128	AMY		04/98-04/00	ATM				DOX-2010		DOX-0150
<b>SHARAN (7N) (10-)</b>												
1.4 TSI	Petrol	110	CAVA, CTHA		05/10-						DOX-2041	DOX-0150
2.0 TSI	Petrol	147	CCZA		12/10-							DOX-0150
<b>TIGUAN (5N) (07-18)</b>												
1.4 TSI	Petrol	110	BWK		05/08-07/18		Ch: > 5N-9-070-000				DOX-1701	DOX-0119
1.4 TSI	Petrol	90/110/118	CAVA;CAVD;CAXA		08/10-07/18						DOX-2041	DOX-0150
1.4 TSI 4motion	Petrol	110	BWK		09/07-10/08					DOX-1702		DOX-0119
1.4 TSI 4motion	Petrol	110	BWK		09/07-07/18		Ch: > 5N-9-070-000				DOX-1701	DOX-0119
1.4 TSI 4motion	Petrol	110/118	CAVA;CAVD		05/11-07/18						DOX-2041	DOX-0150
2.0 TFSI 4motion	Petrol	125/147	CCTA, CCZA;CCZC		09/07-07/18						DOX-2041	DOX-0150
2.0 TFSI 4motion	Petrol	125/147	CAWA;CAWB		04/08-07/18							DOX-0150
2.0 TSI 4motion	Petrol	132/155	CCZB;CCZD		05/11-07/18						DOX-2041	DOX-0150
<b>TOUAREG (7L) (02-10)</b>												
3.2 V6	Petrol	162/177	AZZ;BKJ;BMV;BMX;BRJ		10/02-11/06			L			DOX-2038	
3.2 V6	Petrol	162/177	AZZ;BKJ;BMV;BMX;BRJ		10/02-11/06			L/R				DOX-0150
3.2 V6	Petrol	162/177	AZZ;BKJ;BMV;BMX;BRJ		10/02-11/06			R			DOX-2000	
3.6 V6 FSI	Petrol	206	BHK		10/05-05/10			L			DOX-2036	
3.6 V6 FSI	Petrol	206	BHK		10/05-05/10			L/R				DOX-0150
3.6 V6 FSI	Petrol	206	BHK		10/05-05/10			R			DOX-2016	
4.2 V8	Petrol	228	AXQ		12/02-11/06			L			DOX-2023	
4.2 V8	Petrol	228	AXQ		12/02-11/06			L/R				DOX-0150
4.2 V8	Petrol	228	AXQ		12/02-11/06			R			DOX-2012	
4.2 V8 FSI	Petrol	257	BAR		06/06-05/10			L/R			DOX-2069	DOX-0150
6.0 W12	Petrol	331	BJN		08/04-05/05			Front Left/ Front Right /Left Rear/ Right Rear				DOX-0150
<b>TOUAREG (7P) (10-18)</b>												
3.0 V6 TSI	Petrol	213	CJTA		08/10-03/18			L			DOX-1700	
3.0 V6 TSI	Petrol	213	CJTA		08/10-03/18			L/R				DOX-0119
3.0 V6 TSI	Petrol	213	CJTA		08/10-03/18			R			DOX-1701	
3.0 V6 TSI Hybrid	Petrol/ Electric	245	CGEA		04/10-03/18			L/R				DOX-0150
3.0 V6 TSI Hybrid	Petrol/ Electric	245	CGEA		04/10-03/18			R			DOX-2041	
3.6 V6 FSI	Petrol	183	CMTA		08/10-03/18			L/R				DOX-0150
3.6 V6 FSI	Petrol	206	CGEA		04/10-03/18			L/R				DOX-0150
3.6 V6 FSI	Petrol	206	CGEA		04/10-03/18			R			DOX-2041	
4.2 V8 FSI	Petrol	265	CGNA		01/11-03/18			L/R				DOX-0150
<b>TOURAN (1T1, 1T2) (03-10)</b>												
1.4 TSI	Petrol	125	BLG		11/06-05/10					DOX-1702		DOX-0119
1.4 TSI	Petrol	125	BLG		11/06-05/10	ATM					DOX-1701	
1.4 TSI	Petrol	103	BMV		02/06-05/10							DOX-0119
1.4 TSI	Petrol	103	BMV		02/06-05/10	ATM					DOX-1701	
1.4 TSI	Petrol	103	BMV		02/06-05/10	M					DOX-1702	
1.4 TSI	Petrol	125	CAVB		11/08-05/10						DOX-2041	DOX-0150
1.4 TSI EcoFuel	CNG	110	CDGA		05/09-05/10							DOX-0150
1.6	Petrol	75	BGU;BSE;BSF		07/03-05/10						DOX-1702	DOX-0119
1.6 FSI	Petrol	85	BLF		02/03-01/07						DOX-2016	DOX-0150
2.0 EcoFuel	CNG	80	BSX		02/06-05/09	M					DOX-2041	DOX-0150
2.0 FSI	Petrol	110	AXW;BLX;BLR;BVY		10/03-01/07			L/R				DOX-0150
2.0 FSI	Petrol	110	AXW;BLX;BLR;BVY		10/03-01/07			R			DOX-2069	







# Lambda Sensors

## Application Tables

		KW					L/R	Direct Fit		Universal	
								Before	After	Before	After
<b>VW continued</b>											
<b>TOURAN (1T3) (10-15)</b>											
1.2 TSI	Petrol	77	CBZB	05/10-05/15					DOX-1704		DOX-0119
1.4 TSI	Petrol	103/125	CAVB;CAVC;CTHB;CTHC	05/10-05/15							DOX-0150
1.4 TSI EcoFuel	Petrol/ Compressed Natural Gas (CNG)	110	CDGA	05/10-05/15							DOX-0150
1.6 TDI	Diesel	77	CAYC	05/10-05/15							DOX-0150
1.6 TDI	Diesel	66	CAYB	05/10-05/15	M				DOX-2041		DOX-0150
<b>TRANSPORTER IV (70X, 7D) (90-03)</b>											
2.0	Petrol	62	AAC	07/90-04/03				DOX-1023		DOX-0115	
2.0	Petrol	62	AAC	07/90-04/03						DOX-0116	
2.5	Petrol	81	ACU	02/94-04/03				DOX-1023		DOX-0115	
2.5	Petrol	81	ACU	02/94-04/03						DOX-0116	
2.5	Petrol	81	ACU	01/96-04/03		+ Catalyst				DOX-0118	
2.5	Petrol	81	ACU	01/96-04/96	ATM					DOX-0115	
2.5	Petrol	81	ACU	01/96-04/96	ATM	+ Catalyst				DOX-0118	
2.5	Petrol	81	ACU	01/96-04/03	M					DOX-0115	
2.5	Petrol	81	ACU	01/96-04/03	M	+ Catalyst				DOX-0118	
2.5	Petrol	81	AAF	10/91-12/93	ATM			DOX-1023		DOX-0116	
2.5	Petrol	81	AAF	09/90-12/93	M			DOX-1023		DOX-0116	
2.5	Petrol	81	AEU	05/97-06/03						DOX-0118	
2.5	Petrol	85	APL;AVT	05/99-04/03				DOX-2012			DOX-0150
2.5	Petrol	85	APL	05/99-04/03	ATM			DOX-2012			DOX-0150
2.5	Petrol	85	APL	05/99-12/99	M			DOX-2012			DOX-0150
2.5 Syncro	Petrol	81	ACU	05/96-10/96						DOX-0115	
2.5 Syncro	Petrol	81	ACU	01/94-07/94	M			DOX-1023		DOX-0116	
2.5 Syncro	Petrol	81	ACU	01/94-12/95	M	Ch: >T-199 999		DOX-1023		DOX-0116	
2.5 Syncro	Petrol	81	ACU	01/96-05/96	M	Ch: T-200 000>				DOX-0115	
2.5 Syncro	Petrol	81	AAF	08/92-12/93	M			DOX-1023		DOX-0116	
2.5 Syncro	Petrol	81	AEU	06/97-04/03						DOX-0118	
2.5 Syncro	Petrol	85	APL;AVT	05/97-04/03				DOX-2012			DOX-0150
2.5 Syncro	Petrol	85	APL;AVT	06/97-04/03	ATM			DOX-2012			DOX-0150
2.5 Syncro	Petrol	85	APL;AVT	06/97-04/03	M			DOX-2012			DOX-0150
2.8 VR6	Petrol	103	AES	11/95-05/00				DOX-1171	DOX-1173	DOX-0117	DOX-0117
2.8 VR6	Petrol	150	AMV;AXK	04/00-04/03	ATM			DOX-2012			DOX-0150
<b>TRANSPORTER V (7H, 7E, 7J) (03-15)</b>											
2.0	Petrol	85	AXA	11/03-08/15				DOX-2041			DOX-0150
2.0 BiFuel	Petrol/ Compressed Natural Gas (CNG)	85	AXA	05/11-08/15				DOX-2041			DOX-0150
2.0 TSI	Petrol	110/150	CJKA;CJKB	05/11-08/15							DOX-0150
2.0 TSI 4motion	Petrol	150	CJKA	07/11-08/15							DOX-0150
3.2 4motion	Petrol	170/173	BDL;BKK;CFLA	11/03-11/09			R	DOX-2041			DOX-0150
3.2 V6	Petrol	170/173	BDL;BKK;CFLA	04/03-11/09			R	DOX-2041			DOX-0150
3.2 V6 4motion	Petrol	173	BKK;CFLA	11/03-12/09			R	DOX-2041			DOX-0150
<b>UP! (12, BL) (11-)</b>											
1.0	Petrol	44/55	CHYA;CHYB;CHYE;CWRA;DAFA	08/11-08/20				DOX-1701	DOX-1701	DOX-0119	DOX-0119
<b>VENTO (1H2) (91-98)</b>											
1.4	Petrol	44	ABD	11/91-07/94	M			DOX-1172		DOX-0118	
1.4	Petrol	44	ABD	11/91-09/94	M	Ch: >S-120 000		DOX-1172		DOX-0118	
1.4	Petrol	44	ABD	09/94-07/95	M	Ch: S-120 001>		DOX-1171		DOX-0117	
1.4	Petrol	44	AEX	07/95-12/97	M			DOX-1171		DOX-0117	
1.4	Petrol	44	AEX	07/95-12/97	M			DOX-1363			
1.6	Petrol	55	AEA;AEE	10/94-12/97	M			DOX-1171		DOX-0117	
1.6	Petrol	74	AEK;AFT	10/94-12/97						DOX-0118	
1.6	Petrol	74	AKS	05/97-12/97	M					DOX-0118	
1.6	Petrol	55	ABU	09/92-09/94	M			DOX-1172		DOX-0118	
1.8	Petrol	55	AAM	08/95-12/97						DOX-0114	
1.8	Petrol	55	AAM	09/94-12/97		Ch: S-120 001>				DOX-0114	
1.8	Petrol	55	AAM	11/91-07/92	ATM			DOX-1025		DOX-0116	
1.8	Petrol	55	AAM	11/91-09/94	ATM	Ch: >S-120 000		DOX-1025		DOX-0116	

# Lambda Sensors

## Application Tables

			KW					L/R	Direct Fit		Universal	
									Before	After	Before	After
<b>VW continued</b>												
<b>VENTO (1H2) (91-98) continued</b>												
1.8	Petrol	55	AAM	11/91-07/92	M						DOX-0125	
1.8	Petrol	55	AAM	11/91-07/92	M	+ Catalyst			DOX-1025		DOX-0116	
1.8	Petrol	55	AAM	11/91-09/94	M	Ch: >S-120 000					DOX-0125	
1.8	Petrol	55	AAM	11/91-09/94	M	Ch: >S-120 000, + Catalyst			DOX-1025		DOX-0116	
1.8	Petrol	66	ABS	11/91-09/94		- Catalyst			DOX-1025		DOX-0116	
1.8	Petrol	66	ABS	11/91-09/94	ATM	+ Catalyst			DOX-1025		DOX-0116	
1.8	Petrol	66	ABS	11/91-09/94	M	+ Catalyst					DOX-0125	
2.0	Petrol	85	ADY;AGG	10/94-12/97		- Catalyst					DOX-0118	
2.0	Petrol	85	2E	11/91-07/95					DOX-1172		DOX-0118	
2.8 VR6	Petrol	128	AAA	07/93-07/94		+ Catalyst					DOX-0118	
2.8 VR6	Petrol	128	AAA	07/92-12/97	ATM				DOX-1171		DOX-0117	
2.8 VR6	Petrol	128	AAA	07/92-12/97	ATM				DOX-1172		DOX-0118	
2.8 VR6	Petrol	128	AAA	07/92-12/97	ATM				DOX-1173			
2.8 VR6	Petrol	128	AAA	07/92-12/97	ATM				DOX-1363			
2.8 VR6	Petrol	128	AAA	07/92-09/94	ATM	Ch: >S-120 000, + Catalyst					DOX-0118	
2.8 VR6	Petrol	128	AAA	01/92-12/97	M				DOX-1171		DOX-0117	
2.8 VR6	Petrol	128	AAA	01/92-12/97	M				DOX-1172		DOX-0118	
2.8 VR6	Petrol	128	AAA	01/92-12/97	M				DOX-1173			
2.8 VR6	Petrol	128	AAA	01/92-12/97	M				DOX-1363			
2.8 VR6	Petrol	128	AAA	01/92-09/94	M	Ch: >S-120 000, + Catalyst					DOX-0118	
<b>ZAZ</b>												
<b>SENS (04-)</b>												
1.3	Petrol	52	MeMZ-307	10/04-							DOX-0150	

# DENSO Photo Guide



### DOX-0101

4 WIRES - WIRE LENGTH 750mm



**How to install Universal Fit Lambda Sensors**

**Installation Steps**

1. Cut the new Sensor wires to length.  
**IMPORTANT:** The new Sensor with the old connector must be the same length as the old Sensor and connector originally.
2. Cut the old Sensor wire to length.
3. Strip the wire ends to a length of 7mm.
4. Crimp the butt-splices with a crimping tool with red die (size 22 - 16).
5. Shrink the insulation of the butt-splices with the hot air until they are sealed.



www.denso.com

Denso Quality

### DOX-0107

1 WIRES - WIRE LENGTH 750mm



**How to install Universal Fit Lambda Sensors**

**Installation Steps**

1. Cut the new Sensor wires to length.  
**IMPORTANT:** The new Sensor with the old connector must be the same length as the old Sensor and connector originally.
2. Cut the old Sensor wire to length.
3. Strip the wire ends to a length of 7mm.
4. Crimp the butt-splices with a crimping tool with red die (size 22 - 16).
5. Shrink the insulation of the butt-splices with the hot air until they are sealed.



www.denso.com

Denso Quality

### DOX-0102

2 WIRES - WIRE LENGTH 750mm



**How to install Universal Fit Lambda Sensors**

**Installation Steps**

1. Cut the new Sensor wires to length.  
**IMPORTANT:** The new Sensor with the old connector must be the same length as the old Sensor and connector originally.
2. Cut the old Sensor wire to length.
3. Strip the wire ends to a length of 7mm.
4. Crimp the butt-splices with a crimping tool with red die (size 22 - 16).
5. Shrink the insulation of the butt-splices with the hot air until they are sealed.



www.denso.com

Denso Quality

### DOX-0108

4 WIRES - WIRE LENGTH 750mm



**How to install Universal Fit Lambda Sensors**

**Installation Steps**

1. Cut the new Sensor wires to length.  
**IMPORTANT:** The new Sensor with the old connector must be the same length as the old Sensor and connector originally.
2. Cut the old Sensor wire to length.
3. Strip the wire ends to a length of 7mm.
4. Crimp the butt-splices with a crimping tool with red die (size 22 - 16).
5. Shrink the insulation of the butt-splices with the hot air until they are sealed.



www.denso.com

Denso Quality

### DOX-0104

4 WIRES - WIRE LENGTH 750mm



**How to install Universal Fit Lambda Sensors**

**Installation Steps**

1. Cut the new Sensor wires to length.  
**IMPORTANT:** The new Sensor with the old connector must be the same length as the old Sensor and connector originally.
2. Cut the old Sensor wire to length.
3. Strip the wire ends to a length of 7mm.
4. Crimp the butt-splices with a crimping tool with red die (size 22 - 16).
5. Shrink the insulation of the butt-splices with the hot air until they are sealed.



www.denso.com

Denso Quality

### DOX-0109

4 WIRES - WIRE LENGTH 750mm



**How to install Universal Fit Lambda Sensors**

**Installation Steps**

1. Cut the new Sensor wires to length.  
**IMPORTANT:** The new Sensor with the old connector must be the same length as the old Sensor and connector originally.
2. Cut the old Sensor wire to length.
3. Strip the wire ends to a length of 7mm.
4. Crimp the butt-splices with a crimping tool with red die (size 22 - 16).
5. Shrink the insulation of the butt-splices with the hot air until they are sealed.



www.denso.com

Denso Quality

### DOX-0106


4 WIRES - WIRE LENGTH 750mm



**How to install Universal Fit Lambda Sensors**

**Installation Steps**

1. Cut the new Sensor wires to length.  
**IMPORTANT:** The new Sensor with the old connector must be the same length as the old Sensor and connector originally.
2. Cut the old Sensor wire to length.
3. Strip the wire ends to a length of 7mm.
4. Crimp the butt-splices with a crimping tool with red die (size 22 - 16).
5. Shrink the insulation of the butt-splices with the hot air until they are sealed.



www.denso.com

Denso Quality

### DOX-0110

4 WIRES - WIRE LENGTH 750mm



**How to install Universal Fit Lambda Sensors**

**Installation Steps**

1. Cut the new Sensor wires to length.  
**IMPORTANT:** The new Sensor with the old connector must be the same length as the old Sensor and connector originally.
2. Cut the old Sensor wire to length.
3. Strip the wire ends to a length of 7mm.
4. Crimp the butt-splices with a crimping tool with red die (size 22 - 16).
5. Shrink the insulation of the butt-splices with the hot air until they are sealed.



www.denso.com

Denso Quality

### DOX-0111

4 WIRES - WIRE LENGTH 750mm



**Technical Info**  
Lambda Sensor

**How to install Universal Fit Lambda Sensors**

**Installation Steps**

1. Cut the new Sensor wires to length.  
**IMPORTANT:** The new Sensor with the old connector must be the same length as the old Sensor and connector originally.
2. Cut the old Sensor wire to length.
3. Strip the wire ends to a length of 7mm.
4. Crimp the butt-splices with a ratchet crimping tool with red die (size 22 - 16).
5. Shrink the insulation of the butt-splices with the hot air until they are sealed.

www.denso-uk.co.uk

**Quality**

### DOX-0116

3 WIRES - WIRE LENGTH 750mm



**Technical Info**  
Lambda Sensor

**How to install Universal Fit Lambda Sensors**

**Installation Steps**

1. Cut the new Sensor wires to length.  
**IMPORTANT:** The new Sensor with the old connector must be the same length as the old Sensor and connector originally.
2. Cut the old Sensor wire to length.
3. Strip the wire ends to a length of 7mm.
4. Crimp the butt-splices with a ratchet crimping tool with red die (size 22 - 16).
5. Shrink the insulation of the butt-splices with the hot air until they are sealed.

www.denso-uk.co.uk

**Quality**

### DOX-0113

4 WIRES - WIRE LENGTH 750mm



**Technical Info**  
Lambda Sensor

**How to install Universal Fit Lambda Sensors**

**Installation Steps**

1. Cut the new Sensor wires to length.  
**IMPORTANT:** The new Sensor with the old connector must be the same length as the old Sensor and connector originally.
2. Cut the old Sensor wire to length.
3. Strip the wire ends to a length of 7mm.
4. Crimp the butt-splices with a ratchet crimping tool with red die (size 22 - 16).
5. Shrink the insulation of the butt-splices with the hot air until they are sealed.

www.denso-uk.co.uk

**Quality**

### DOX-0117

4 WIRES - WIRE LENGTH 750mm



**Technical Info**  
Lambda Sensor

**How to install Universal Fit Lambda Sensors**

**Installation Steps**


1. Cut the new Sensor wires to length.  
**IMPORTANT:** The new Sensor with the old connector must be the same length as the old Sensor and connector originally.
2. Cut the old Sensor wire to length.
3. Strip the wire ends to a length of 7mm.
4. Crimp the butt-splices with a ratchet crimping tool with red die (size 22 - 16).
5. Shrink the insulation of the butt-splices with the hot air until they are sealed.

www.denso-uk.co.uk

**Quality**

### DOX-0114

4 WIRES - WIRE LENGTH 750mm



**Technical Info**  
Lambda Sensor

**How to install Universal Fit Lambda Sensors**

**Installation Steps**

1. Cut the new Sensor wires to length.  
**IMPORTANT:** The new Sensor with the old connector must be the same length as the old Sensor and connector originally.
2. Cut the old Sensor wire to length.
3. Strip the wire ends to a length of 7mm.
4. Crimp the butt-splices with a ratchet crimping tool with red die (size 22 - 16).
5. Shrink the insulation of the butt-splices with the hot air until they are sealed.

www.denso-uk.co.uk

**Quality**

### DOX-0118

4 WIRES - WIRE LENGTH 750mm



**Technical Info**  
Lambda Sensor

**How to install Universal Fit Lambda Sensors**

**Installation Steps**


1. Cut the new Sensor wires to length.  
**IMPORTANT:** The new Sensor with the old connector must be the same length as the old Sensor and connector originally.
2. Cut the old Sensor wire to length.
3. Strip the wire ends to a length of 7mm.
4. Crimp the butt-splices with a ratchet crimping tool with red die (size 22 - 16).
5. Shrink the insulation of the butt-splices with the hot air until they are sealed.

www.denso-uk.co.uk

**Quality**

### DOX-0115

3 WIRES - WIRE LENGTH 750mm



**Technical Info**  
Lambda Sensor

**How to install Universal Fit Lambda Sensors**

**Installation Steps**


1. Cut the new Sensor wires to length.  
**IMPORTANT:** The new Sensor with the old connector must be the same length as the old Sensor and connector originally.
2. Cut the old Sensor wire to length.
3. Strip the wire ends to a length of 7mm.
4. Crimp the butt-splices with a ratchet crimping tool with red die (size 22 - 16).
5. Shrink the insulation of the butt-splices with the hot air until they are sealed.

www.denso-uk.co.uk

**Quality**

### DOX-0119

4 WIRES - WIRE LENGTH 750mm



**Technical Info**  
Lambda Sensor

**How to install Universal Fit Lambda Sensors**

**Installation Steps**

1. Cut the new Sensor wires to length.  
**IMPORTANT:** The new Sensor with the old connector must be the same length as the old Sensor and connector originally.
2. Cut the old Sensor wire to length.
3. Strip the wire ends to a length of 7mm.
4. Crimp the butt-splices with a ratchet crimping tool with red die (size 22 - 16).
5. Shrink the insulation of the butt-splices with the hot air until they are sealed.

www.denso-uk.co.uk

**Quality**

### DOX-0120

4 WIRES - WIRE LENGTH 750mm



### DOX-0132

4 WIRES - WIRE LENGTH 650mm



### DOX-0121

4 WIRES - WIRE LENGTH 750mm



### DOX-0150

4 WIRES - WIRE LENGTH 750mm



### DOX-0123

2 WIRES - WIRE LENGTH 750mm



### DOX-0201

4 WIRES - WIRE LENGTH 310mm



### DOX-0125

1 WIRES - WIRE LENGTH 300mm




### DOX-0202

2 WIRES - WIRE LENGTH 480mm







**DOX-0203**  
2 WIRES - WIRE LENGTH 275mm

A rectangular placeholder for a photograph of the DOX-0203 sensor. The placeholder contains a large, light gray watermark of a camera with a diagonal slash through it, indicating that the actual photo is missing.


**DOX-0207**  
1 WIRES - WIRE LENGTH 500mm

A rectangular placeholder for a photograph of the DOX-0207 sensor. The placeholder contains a large, light gray watermark of a camera with a diagonal slash through it, indicating that the actual photo is missing.


**DOX-0204**  
4 WIRES - WIRE LENGTH 360mm

A rectangular placeholder for a photograph of the DOX-0204 sensor. The placeholder contains a large, light gray watermark of a camera with a diagonal slash through it, indicating that the actual photo is missing.


**DOX-0208**  
4 WIRES - WIRE LENGTH 500mm

A rectangular placeholder for a photograph of the DOX-0208 sensor. The placeholder contains a large, light gray watermark of a camera with a diagonal slash through it, indicating that the actual photo is missing.


**DOX-0205**  
4 WIRES - WIRE LENGTH 530mm

A rectangular placeholder for a photograph of the DOX-0205 sensor. The placeholder contains a large, light gray watermark of a camera with a diagonal slash through it, indicating that the actual photo is missing.


**DOX-0209**  
3 WIRES - WIRE LENGTH 500mm

A rectangular placeholder for a photograph of the DOX-0209 sensor. The placeholder contains a large, light gray watermark of a camera with a diagonal slash through it, indicating that the actual photo is missing.

**DOX-0206**  
4 WIRES - WIRE LENGTH 850mm

A rectangular placeholder for a photograph of the DOX-0206 sensor. The placeholder contains a large, light gray watermark of a camera with a diagonal slash through it, indicating that the actual photo is missing.

**DOX-0210**  
4 WIRES - WIRE LENGTH 250mm

A rectangular placeholder for a photograph of the DOX-0210 sensor. The placeholder contains a large, light gray watermark of a camera with a diagonal slash through it, indicating that the actual photo is missing.

**DOX-0211**

4 WIRES - WIRE LENGTH 530mm



**DOX-0215**

4 WIRES - WIRE LENGTH 310mm



**DOX-0212**

4 WIRES - WIRE LENGTH 320mm



**DOX-0216**

4 WIRES - WIRE LENGTH 470mm



**DOX-0213**

4 WIRES - WIRE LENGTH 330mm



**DOX-0217**

4 WIRES - WIRE LENGTH 320mm



**DOX-0214**

4 WIRES - WIRE LENGTH 800mm




**DOX-0218**


3 WIRES - WIRE LENGTH 500mm




**DOX-0219**  
4 WIRES - WIRE LENGTH 200mm

A large, light gray icon of a camera with a diagonal slash through it, enclosed in a circle, indicating that photography is prohibited.


**DOX-0223**  
4 WIRES - WIRE LENGTH 260mm

A large, light gray icon of a camera with a diagonal slash through it, enclosed in a circle, indicating that photography is prohibited.


**DOX-0220**  
2 WIRES - WIRE LENGTH 450mm

A large, light gray icon of a camera with a diagonal slash through it, enclosed in a circle, indicating that photography is prohibited.


**DOX-0224**  
4 WIRES - WIRE LENGTH 550mm

A large, light gray icon of a camera with a diagonal slash through it, enclosed in a circle, indicating that photography is prohibited.


**DOX-0221**  
1 WIRES - WIRE LENGTH 310mm

A large, light gray icon of a camera with a diagonal slash through it, enclosed in a circle, indicating that photography is prohibited.


**DOX-0225**  
4 WIRES - WIRE LENGTH 200mm

A large, light gray icon of a camera with a diagonal slash through it, enclosed in a circle, indicating that photography is prohibited.

**DOX-0222**  
2 WIRES - WIRE LENGTH 300mm

A large, light gray icon of a camera with a diagonal slash through it, enclosed in a circle, indicating that photography is prohibited.

**DOX-0226**  
4 WIRES - WIRE LENGTH 380mm

A large, light gray icon of a camera with a diagonal slash through it, enclosed in a circle, indicating that photography is prohibited.

**DOX-0227**

4 WIRES - WIRE LENGTH 400mm



**DOX-0233**

4 WIRES - WIRE LENGTH 660mm



**DOX-0228**

4 WIRES - WIRE LENGTH 840mm



**DOX-0234**

4 WIRES - WIRE LENGTH 990mm



**DOX-0229**

4 WIRES - WIRE LENGTH 250mm



**DOX-0236**

4 WIRES - WIRE LENGTH 250mm



**DOX-0231**

4 WIRES - WIRE LENGTH 735mm




**DOX-0237**


4 WIRES - WIRE LENGTH 230mm




**DOX-0238**  
4 WIRES - WIRE LENGTH 420mm

A large, light gray icon of a camera with a diagonal slash through it, centered within a white square frame. This icon is used to indicate that photography is prohibited.


**DOX-0242**  
4 WIRES - WIRE LENGTH 510mm

A large, light gray icon of a camera with a diagonal slash through it, centered within a white square frame. This icon is used to indicate that photography is prohibited.


**DOX-0239**  
4 WIRES - WIRE LENGTH 570mm

A large, light gray icon of a camera with a diagonal slash through it, centered within a white square frame. This icon is used to indicate that photography is prohibited.


**DOX-0244**  
4 WIRES - WIRE LENGTH 420mm

A large, light gray icon of a camera with a diagonal slash through it, centered within a white square frame. This icon is used to indicate that photography is prohibited.


**DOX-0240**  
4 WIRES - WIRE LENGTH 585mm

A large, light gray icon of a camera with a diagonal slash through it, centered within a white square frame. This icon is used to indicate that photography is prohibited.


**DOX-0245**  
4 WIRES - WIRE LENGTH 220mm

A large, light gray icon of a camera with a diagonal slash through it, centered within a white square frame. This icon is used to indicate that photography is prohibited.

**DOX-0241**  
4 WIRES - WIRE LENGTH 225mm

A large, light gray icon of a camera with a diagonal slash through it, centered within a white square frame. This icon is used to indicate that photography is prohibited.

**DOX-0246**  
4 WIRES - WIRE LENGTH 430mm

A large, light gray icon of a camera with a diagonal slash through it, centered within a white square frame. This icon is used to indicate that photography is prohibited.

**DOX-0247**

4 WIRES - WIRE LENGTH 700mm



**DOX-0252**

4 WIRES - WIRE LENGTH 320mm



**DOX-0248**

4 WIRES - WIRE LENGTH 390mm



**DOX-0253**

4 WIRES - WIRE LENGTH 470mm



**DOX-0249**

4 WIRES - WIRE LENGTH 350mm



**DOX-0254**

4 WIRES - WIRE LENGTH 435mm



**DOX-0251**

4 WIRES - WIRE LENGTH 340mm



**DOX-0255**

4 WIRES - WIRE LENGTH 340mm



**DOX-0256**

4 WIRES - WIRE LENGTH 200mm



**DOX-0260**

4 WIRES - WIRE LENGTH 330mm



**DOX-0257**

4 WIRES - WIRE LENGTH 330mm



**DOX-0261**

4 WIRES - WIRE LENGTH 510mm



**DOX-0258**

4 WIRES - WIRE LENGTH 330mm



**DOX-0262**

4 WIRES - WIRE LENGTH 360mm



**DOX-0259**

4 WIRES - WIRE LENGTH 200mm



**DOX-0263**

4 WIRES - WIRE LENGTH 220mm



**DOX-0264**

4 WIRES - WIRE LENGTH 700mm



**DOX-0269**

4 WIRES - WIRE LENGTH 230mm



**DOX-0265**

4 WIRES - WIRE LENGTH 390mm



**DOX-0270**

4 WIRES - WIRE LENGTH 470mm



**DOX-0266**

4 WIRES - WIRE LENGTH 315mm



**DOX-0271**

4 WIRES - WIRE LENGTH 700mm



**DOX-0267**

4 WIRES - WIRE LENGTH 350mm




**DOX-0273**

4 WIRES - WIRE LENGTH 590mm







**DOX-0274**  
4 WIRES - WIRE LENGTH 600mm

A large, light gray icon of a camera with a diagonal slash through it, centered within a white square frame. This icon is used to indicate that photography is prohibited.


**DOX-0278**  
4 WIRES - WIRE LENGTH 620mm

A large, light gray icon of a camera with a diagonal slash through it, centered within a white square frame. This icon is used to indicate that photography is prohibited.


**DOX-0275**  
4 WIRES - WIRE LENGTH 290mm

A large, light gray icon of a camera with a diagonal slash through it, centered within a white square frame. This icon is used to indicate that photography is prohibited.


**DOX-0279**  
4 WIRES - WIRE LENGTH 690mm

A large, light gray icon of a camera with a diagonal slash through it, centered within a white square frame. This icon is used to indicate that photography is prohibited.


**DOX-0276**  
4 WIRES - WIRE LENGTH 490mm

A large, light gray icon of a camera with a diagonal slash through it, centered within a white square frame. This icon is used to indicate that photography is prohibited.


**DOX-0280**  
4 WIRES - WIRE LENGTH 880mm

A large, light gray icon of a camera with a diagonal slash through it, centered within a white square frame. This icon is used to indicate that photography is prohibited.

**DOX-0277**  
4 WIRES - WIRE LENGTH 900mm

A large, light gray icon of a camera with a diagonal slash through it, centered within a white square frame. This icon is used to indicate that photography is prohibited.

**DOX-0282**  
4 WIRES - WIRE LENGTH 730mm

A large, light gray icon of a camera with a diagonal slash through it, centered within a white square frame. This icon is used to indicate that photography is prohibited.

**DOX-0283**

4 WIRES - WIRE LENGTH 510mm



**DOX-0288**

4 WIRES - WIRE LENGTH 630mm



**DOX-0285**

4 WIRES - WIRE LENGTH 500mm



**DOX-0289**

4 WIRES - WIRE LENGTH 375mm



**DOX-0286**

4 WIRES - WIRE LENGTH 420mm



**DOX-0300**

1 WIRES - WIRE LENGTH 450mm



**DOX-0287**

4 WIRES - WIRE LENGTH 655mm




**DOX-0305**


4 WIRES - WIRE LENGTH 490mm




**DOX-0306**  
4 WIRES - WIRE LENGTH 780mm

A large, light gray icon of a camera with a diagonal slash through it, enclosed in a circle, indicating that photography is prohibited.


**DOX-0313**  
4 WIRES - WIRE LENGTH 390mm

A large, light gray icon of a camera with a diagonal slash through it, enclosed in a circle, indicating that photography is prohibited.


**DOX-0307**  
4 WIRES - WIRE LENGTH 510mm

A large, light gray icon of a camera with a diagonal slash through it, enclosed in a circle, indicating that photography is prohibited.


**DOX-0314**  
4 WIRES - WIRE LENGTH 950mm

A large, light gray icon of a camera with a diagonal slash through it, enclosed in a circle, indicating that photography is prohibited.


**DOX-0311**  
4 WIRES - WIRE LENGTH 355mm

A large, light gray icon of a camera with a diagonal slash through it, enclosed in a circle, indicating that photography is prohibited.


**DOX-0315**  
4 WIRES - WIRE LENGTH 650mm

A large, light gray icon of a camera with a diagonal slash through it, enclosed in a circle, indicating that photography is prohibited.

**DOX-0312**  
4 WIRES - WIRE LENGTH 830mm

A large, light gray icon of a camera with a diagonal slash through it, enclosed in a circle, indicating that photography is prohibited.

**DOX-0316**  
4 WIRES - WIRE LENGTH 370mm

A large, light gray icon of a camera with a diagonal slash through it, enclosed in a circle, indicating that photography is prohibited.

**DOX-0317**

4 WIRES - WIRE LENGTH 880mm



**DOX-0321**

4 WIRES - WIRE LENGTH 1010mm



**DOX-0318**

4 WIRES - WIRE LENGTH 330mm



**DOX-0322**

4 WIRES - WIRE LENGTH 880mm



**DOX-0319**

4 WIRES - WIRE LENGTH 460mm



**DOX-0323**

4 WIRES - WIRE LENGTH 880mm



**DOX-0320**

4 WIRES - WIRE LENGTH 370mm




**DOX-0324**


4 WIRES - WIRE LENGTH 660mm



**DOX-0325**  
4 WIRES - WIRE LENGTH 360mm

A placeholder image for the DOX-0325 sensor. It consists of a white square with a thin black border. In the center is a circular icon with a white border and a diagonal slash, containing a grey camera icon. This icon is centered within the white square.


**DOX-0329**  
4 WIRES - WIRE LENGTH 620mm

A placeholder image for the DOX-0329 sensor. It consists of a white square with a thin black border. In the center is a circular icon with a white border and a diagonal slash, containing a grey camera icon. This icon is centered within the white square.


**DOX-0326**  
4 WIRES - WIRE LENGTH 630mm

A placeholder image for the DOX-0326 sensor. It consists of a white square with a thin black border. In the center is a circular icon with a white border and a diagonal slash, containing a grey camera icon. This icon is centered within the white square.


**DOX-0330**  
4 WIRES - WIRE LENGTH 255mm

A placeholder image for the DOX-0330 sensor. It consists of a white square with a thin black border. In the center is a circular icon with a white border and a diagonal slash, containing a grey camera icon. This icon is centered within the white square.

**DOX-0327**  
4 WIRES - WIRE LENGTH 360mm

A placeholder image for the DOX-0327 sensor. It consists of a white square with a thin black border. In the center is a circular icon with a white border and a diagonal slash, containing a grey camera icon. This icon is centered within the white square.


**DOX-0331**  
4 WIRES - WIRE LENGTH 590mm

A placeholder image for the DOX-0331 sensor. It consists of a white square with a thin black border. In the center is a circular icon with a white border and a diagonal slash, containing a grey camera icon. This icon is centered within the white square.

**DOX-0328**  
4 WIRES - WIRE LENGTH 670mm

A placeholder image for the DOX-0328 sensor. It consists of a white square with a thin black border. In the center is a circular icon with a white border and a diagonal slash, containing a grey camera icon. This icon is centered within the white square.

**DOX-0332**  
4 WIRES - WIRE LENGTH 730mm

A placeholder image for the DOX-0332 sensor. It consists of a white square with a thin black border. In the center is a circular icon with a white border and a diagonal slash, containing a grey camera icon. This icon is centered within the white square.

**DOX-0333**

**4 WIRES - WIRE LENGTH 300mm**



**DOX-0337**

**4 WIRES - WIRE LENGTH 670mm**



**DOX-0334**

**4 WIRES - WIRE LENGTH 440mm**



**DOX-0340**

**4 WIRES - WIRE LENGTH 760mm**



**DOX-0335**

**4 WIRES - WIRE LENGTH 580mm**



**DOX-0341**

**4 WIRES - WIRE LENGTH 420mm**



**DOX-0336**

**4 WIRES - WIRE LENGTH 560mm**




**DOX-0342**


**4 WIRES - WIRE LENGTH 790mm**




**DOX-0343**  
4 WIRES - WIRE LENGTH 740mm

A large, light gray icon of a camera with a diagonal slash through it, enclosed in a circle, indicating that photography is prohibited.


**DOX-0347**  
4 WIRES - WIRE LENGTH 350mm

A large, light gray icon of a camera with a diagonal slash through it, enclosed in a circle, indicating that photography is prohibited.


**DOX-0344**  
4 WIRES - WIRE LENGTH 580mm

A large, light gray icon of a camera with a diagonal slash through it, enclosed in a circle, indicating that photography is prohibited.


**DOX-0349**  
4 WIRES - WIRE LENGTH 330mm

A large, light gray icon of a camera with a diagonal slash through it, enclosed in a circle, indicating that photography is prohibited.


**DOX-0345**  
4 WIRES - WIRE LENGTH 790mm

A large, light gray icon of a camera with a diagonal slash through it, enclosed in a circle, indicating that photography is prohibited.


**DOX-0350**  
4 WIRES - WIRE LENGTH 720mm

A large, light gray icon of a camera with a diagonal slash through it, enclosed in a circle, indicating that photography is prohibited.

**DOX-0346**  
4 WIRES - WIRE LENGTH 760mm

A large, light gray icon of a camera with a diagonal slash through it, enclosed in a circle, indicating that photography is prohibited.

**DOX-0351**  
4 WIRES - WIRE LENGTH 485mm

A large, light gray icon of a camera with a diagonal slash through it, enclosed in a circle, indicating that photography is prohibited.

**DOX-0352**

4 WIRES - WIRE LENGTH 530mm



**DOX-0361**

4 WIRES - WIRE LENGTH 585mm



**DOX-0353**

4 WIRES - WIRE LENGTH 500mm



**DOX-0362**

4 WIRES - WIRE LENGTH 510mm



**DOX-0354**

4 WIRES - WIRE LENGTH 310mm



**DOX-0363**

4 WIRES - WIRE LENGTH 185mm



**DOX-0357**

4 WIRES - WIRE LENGTH 645mm




**DOX-0364**

4 WIRES - WIRE LENGTH 500mm







**DOX-0365**  
4 WIRES - WIRE LENGTH 270mm

A large, light gray icon of a camera with a diagonal slash through it, centered within a white square frame. This icon is used to indicate that photography is prohibited.


**DOX-0402**  
4 WIRES - WIRE LENGTH 650mm

A large, light gray icon of a camera with a diagonal slash through it, centered within a white square frame. This icon is used to indicate that photography is prohibited.


**DOX-0366**  
4 WIRES - WIRE LENGTH 500mm

A large, light gray icon of a camera with a diagonal slash through it, centered within a white square frame. This icon is used to indicate that photography is prohibited.


**DOX-0404**  
4 WIRES - WIRE LENGTH 650mm

A large, light gray icon of a camera with a diagonal slash through it, centered within a white square frame. This icon is used to indicate that photography is prohibited.


**DOX-0400**  
4 WIRES - WIRE LENGTH 510mm

A large, light gray icon of a camera with a diagonal slash through it, centered within a white square frame. This icon is used to indicate that photography is prohibited.


**DOX-0405**  
4 WIRES - WIRE LENGTH 640mm

A large, light gray icon of a camera with a diagonal slash through it, centered within a white square frame. This icon is used to indicate that photography is prohibited.

**DOX-0401**  
4 WIRES - WIRE LENGTH 390mm

A large, light gray icon of a camera with a diagonal slash through it, centered within a white square frame. This icon is used to indicate that photography is prohibited.

**DOX-0406**  
4 WIRES - WIRE LENGTH 420mm

A large, light gray icon of a camera with a diagonal slash through it, centered within a white square frame. This icon is used to indicate that photography is prohibited.

**DOX-0408**

4 WIRES - WIRE LENGTH 430mm



**DOX-0412**

4 WIRES - WIRE LENGTH 470mm



**DOX-0409**

4 WIRES - WIRE LENGTH 350mm



**DOX-0413**

4 WIRES - WIRE LENGTH 410mm



**DOX-0410**

4 WIRES - WIRE LENGTH 620mm



**DOX-0414**

4 WIRES - WIRE LENGTH 420mm



**DOX-0411**

4 WIRES - WIRE LENGTH 800mm



**DOX-0415**

4 WIRES - WIRE LENGTH 370mm



**DOX-0416**

4 WIRES - WIRE LENGTH 230mm



**DOX-0426**

4 WIRES - WIRE LENGTH 300mm



**DOX-0420**

4 WIRES - WIRE LENGTH 444mm



**DOX-0427**

4 WIRES - WIRE LENGTH 480mm



**DOX-0421**

4 WIRES - WIRE LENGTH 340mm



**DOX-0428**

4 WIRES - WIRE LENGTH 300mm



**DOX-0422**

4 WIRES - WIRE LENGTH 575mm



**DOX-0429**

4 WIRES - WIRE LENGTH 480mm



**DOX-0430**

4 WIRES - WIRE LENGTH 450mm



**DOX-0503**

4 WIRES - WIRE LENGTH 380mm



**DOX-0500**

4 WIRES - WIRE LENGTH 350mm



**DOX-0504**

4 WIRES - WIRE LENGTH 380mm



**DOX-0501**

4 WIRES - WIRE LENGTH 300mm



**DOX-0505**

4 WIRES - WIRE LENGTH 460mm



**DOX-0502**

4 WIRES - WIRE LENGTH 610mm




**DOX-0506**


4 WIRES - WIRE LENGTH 260mm




**DOX-0507**  
4 WIRES - WIRE LENGTH 315mm

A rectangular box containing a circular icon with a camera and a diagonal slash through it, indicating a placeholder for a photograph of the sensor.


**DOX-0512**  
4 WIRES - WIRE LENGTH 335mm

A rectangular box containing a circular icon with a camera and a diagonal slash through it, indicating a placeholder for a photograph of the sensor.


**DOX-0508**  
4 WIRES - WIRE LENGTH 250mm

A rectangular box containing a circular icon with a camera and a diagonal slash through it, indicating a placeholder for a photograph of the sensor.


**DOX-0513**  
4 WIRES - WIRE LENGTH 294mm

A rectangular box containing a circular icon with a camera and a diagonal slash through it, indicating a placeholder for a photograph of the sensor.


**DOX-0510**  
4 WIRES - WIRE LENGTH 290mm

A rectangular box containing a circular icon with a camera and a diagonal slash through it, indicating a placeholder for a photograph of the sensor.


**DOX-0514**  
4 WIRES - WIRE LENGTH 265mm

A rectangular box containing a circular icon with a camera and a diagonal slash through it, indicating a placeholder for a photograph of the sensor.

**DOX-0511**  
4 WIRES - WIRE LENGTH 265mm

A rectangular box containing a circular icon with a camera and a diagonal slash through it, indicating a placeholder for a photograph of the sensor.

**DOX-0516**  
4 WIRES - WIRE LENGTH 273mm

A rectangular box containing a circular icon with a camera and a diagonal slash through it, indicating a placeholder for a photograph of the sensor.

**DOX-0517**

4 WIRES - WIRE LENGTH 520mm



**DOX-0521**

4 WIRES - WIRE LENGTH 440mm



**DOX-0518**

4 WIRES - WIRE LENGTH 225mm



**DOX-0522**

4 WIRES - WIRE LENGTH 243mm



**DOX-0519**

4 WIRES - WIRE LENGTH 580mm



**DOX-0525**

4 WIRES - WIRE LENGTH 300mm



**DOX-0520**

4 WIRES - WIRE LENGTH 270mm



**DOX-0526**

4 WIRES - WIRE LENGTH 650mm



**DOX-0527**

4 WIRES - WIRE LENGTH 760mm



**DOX-0536**

4 WIRES - WIRE LENGTH 395mm



**DOX-0529**

4 WIRES - WIRE LENGTH 470mm



**DOX-0537**

4 WIRES - WIRE LENGTH 790mm



**DOX-0534**

4 WIRES - WIRE LENGTH 269mm



**DOX-0538**

4 WIRES - WIRE LENGTH 190mm



**DOX-0535**

4 WIRES - WIRE LENGTH 515mm



**DOX-0539**

4 WIRES - WIRE LENGTH 960mm



**DOX-0541**

4 WIRES - WIRE LENGTH 540mm



**DOX-0550**

4 WIRES - WIRE LENGTH 700mm



**DOX-0542**

4 WIRES - WIRE LENGTH 340mm



**DOX-0552**

4 WIRES - WIRE LENGTH 720mm



**DOX-0547**

4 WIRES - WIRE LENGTH 330mm



**DOX-0556**

4 WIRES - WIRE LENGTH 370mm



**DOX-0549**

4 WIRES - WIRE LENGTH 350mm




**DOX-0557**

4 WIRES - WIRE LENGTH 470mm







**DOX-0558**  
4 WIRES - WIRE LENGTH 595mm

A placeholder for a photograph of the DOX-0558 sensor. It consists of a large white square with a thin black border. In the center of the square is a circular icon containing a grey camera silhouette with a white diagonal slash through it, indicating that no photo is available for this sensor.


**DOX-0562**  
4 WIRES - WIRE LENGTH 271mm

A placeholder for a photograph of the DOX-0562 sensor. It consists of a large white square with a thin black border. In the center of the square is a circular icon containing a grey camera silhouette with a white diagonal slash through it, indicating that no photo is available for this sensor.


**DOX-0559**  
4 WIRES - WIRE LENGTH 370mm

A placeholder for a photograph of the DOX-0559 sensor. It consists of a large white square with a thin black border. In the center of the square is a circular icon containing a grey camera silhouette with a white diagonal slash through it, indicating that no photo is available for this sensor.


**DOX-0563**  
4 WIRES - WIRE LENGTH 250mm

A placeholder for a photograph of the DOX-0563 sensor. It consists of a large white square with a thin black border. In the center of the square is a circular icon containing a grey camera silhouette with a white diagonal slash through it, indicating that no photo is available for this sensor.


**DOX-0560**  
4 WIRES - WIRE LENGTH 225mm

A placeholder for a photograph of the DOX-0560 sensor. It consists of a large white square with a thin black border. In the center of the square is a circular icon containing a grey camera silhouette with a white diagonal slash through it, indicating that no photo is available for this sensor.


**DOX-0564**  
4 WIRES - WIRE LENGTH 351mm

A placeholder for a photograph of the DOX-0564 sensor. It consists of a large white square with a thin black border. In the center of the square is a circular icon containing a grey camera silhouette with a white diagonal slash through it, indicating that no photo is available for this sensor.

**DOX-0561**  
4 WIRES - WIRE LENGTH 351mm

A placeholder for a photograph of the DOX-0561 sensor. It consists of a large white square with a thin black border. In the center of the square is a circular icon containing a grey camera silhouette with a white diagonal slash through it, indicating that no photo is available for this sensor.

**DOX-0566**  
4 WIRES - WIRE LENGTH 375mm

A placeholder for a photograph of the DOX-0566 sensor. It consists of a large white square with a thin black border. In the center of the square is a circular icon containing a grey camera silhouette with a white diagonal slash through it, indicating that no photo is available for this sensor.

**DOX-0567**

4 WIRES - WIRE LENGTH 360mm



**DOX-0571**

4 WIRES - WIRE LENGTH 420mm



**DOX-0568**

4 WIRES - WIRE LENGTH 300mm



**DOX-0572**

4 WIRES - WIRE LENGTH 514mm



**DOX-0569**

4 WIRES - WIRE LENGTH 315mm



**DOX-0573**

4 WIRES - WIRE LENGTH 440mm



**DOX-0570**

4 WIRES - WIRE LENGTH 410mm




**DOX-0574**


4 WIRES - WIRE LENGTH 915mm




**DOX-0575**  
4 WIRES - WIRE LENGTH 235mm




**DOX-0592**  
4 WIRES - WIRE LENGTH 1595mm




**DOX-0576**  
4 WIRES - WIRE LENGTH 410mm




**DOX-0593**  
4 WIRES - WIRE LENGTH 260mm




**DOX-0590**  
4 WIRES - WIRE LENGTH 414mm




**DOX-0594**  
4 WIRES - WIRE LENGTH 570mm



**DOX-0591**  
4 WIRES - WIRE LENGTH 265mm



**DOX-0595**  
4 WIRES - WIRE LENGTH 260mm



**DOX-0596**

4 WIRES - WIRE LENGTH 400mm



**DOX-0602**

4 WIRES - WIRE LENGTH 790mm



**DOX-0597**

4 WIRES - WIRE LENGTH 570mm



**DOX-0603**

4 WIRES - WIRE LENGTH 370mm



**DOX-0598**

4 WIRES - WIRE LENGTH 220mm



**DOX-0609**

4 WIRES - WIRE LENGTH 630mm



**DOX-0599**

4 WIRES - WIRE LENGTH 314mm




**DOX-0610**


4 WIRES - WIRE LENGTH 485mm




**DOX-0611**  
4 WIRES - WIRE LENGTH 420mm

A circular icon with a camera inside, crossed out with a diagonal line, indicating that no camera should be used for this sensor.


**DOX-0618**  
4 WIRES - WIRE LENGTH 350mm

A circular icon with a camera inside, crossed out with a diagonal line, indicating that no camera should be used for this sensor.


**DOX-0613**  
4 WIRES - WIRE LENGTH 330mm

A circular icon with a camera inside, crossed out with a diagonal line, indicating that no camera should be used for this sensor.


**DOX-0619**  
4 WIRES - WIRE LENGTH 380mm

A circular icon with a camera inside, crossed out with a diagonal line, indicating that no camera should be used for this sensor.


**DOX-0614**  
4 WIRES - WIRE LENGTH 340mm

A circular icon with a camera inside, crossed out with a diagonal line, indicating that no camera should be used for this sensor.


**DOX-0620**  
4 WIRES - WIRE LENGTH 400mm

A circular icon with a camera inside, crossed out with a diagonal line, indicating that no camera should be used for this sensor.

**DOX-0615**  
4 WIRES - WIRE LENGTH 370mm

A circular icon with a camera inside, crossed out with a diagonal line, indicating that no camera should be used for this sensor.

**DOX-0621**  
4 WIRES - WIRE LENGTH 375mm

A circular icon with a camera inside, crossed out with a diagonal line, indicating that no camera should be used for this sensor.

**DOX-0622**

4 WIRES - WIRE LENGTH 570mm



**DOX-0626**

4 WIRES - WIRE LENGTH 510mm



**DOX-0623**

4 WIRES - WIRE LENGTH 320mm



**DOX-0627**

4 WIRES - WIRE LENGTH 660mm



**DOX-0624**

4 WIRES - WIRE LENGTH 690mm



**DOX-0628**

4 WIRES - WIRE LENGTH 225mm



**DOX-0625**

4 WIRES - WIRE LENGTH 490mm



**DOX-0629**

4 WIRES - WIRE LENGTH 960mm



**DOX-0630**

4 WIRES - WIRE LENGTH 270mm



**DOX-0637**

4 WIRES - WIRE LENGTH 420mm



**DOX-0631**

4 WIRES - WIRE LENGTH 485mm



**DOX-0638**

4 WIRES - WIRE LENGTH 380mm



**DOX-0635**

4 WIRES - WIRE LENGTH 560mm



**DOX-0639**

4 WIRES - WIRE LENGTH 570mm



**DOX-0636**

4 WIRES - WIRE LENGTH 460mm



**DOX-0642**

4 WIRES - WIRE LENGTH 530mm



**DOX-0643**

4 WIRES - WIRE LENGTH 410mm



**DOX-1003**

1 WIRES - WIRE LENGTH 780mm



**DOX-0644**

4 WIRES - WIRE LENGTH 415mm



**DOX-1004**

1 WIRES - WIRE LENGTH 478mm



**DOX-0646**

4 WIRES - WIRE LENGTH 280mm



**DOX-1005**

1 WIRES - WIRE LENGTH 478mm



**DOX-1000**

1 WIRES - WIRE LENGTH 370mm




**DOX-1006**

1 WIRES - WIRE LENGTH 554mm







**DOX-1008**  
1 WIRES - WIRE LENGTH 249mm

A large rectangular area with a light gray background, centered with a circular icon of a camera with a diagonal slash through it, indicating a missing or placeholder image.


**DOX-1025**  
3 WIRES - WIRE LENGTH 580mm

A large rectangular area with a light gray background, centered with a circular icon of a camera with a diagonal slash through it, indicating a missing or placeholder image.


**DOX-1016**  
2 WIRES - WIRE LENGTH 415mm

A large rectangular area with a light gray background, centered with a circular icon of a camera with a diagonal slash through it, indicating a missing or placeholder image.


**DOX-1031**  
3 WIRES - WIRE LENGTH 376mm

A large rectangular area with a light gray background, centered with a circular icon of a camera with a diagonal slash through it, indicating a missing or placeholder image.


**DOX-1023**  
3 WIRES - WIRE LENGTH 605mm

A large rectangular area with a light gray background, centered with a circular icon of a camera with a diagonal slash through it, indicating a missing or placeholder image.


**DOX-1053**  
4 WIRES - WIRE LENGTH 430mm

A large rectangular area with a light gray background, centered with a circular icon of a camera with a diagonal slash through it, indicating a missing or placeholder image.

**DOX-1024**  
1 WIRES - WIRE LENGTH 570mm

A large rectangular area with a light gray background, centered with a circular icon of a camera with a diagonal slash through it, indicating a missing or placeholder image.

**DOX-1055**  
4 WIRES - WIRE LENGTH 272mm

A large rectangular area with a light gray background, centered with a circular icon of a camera with a diagonal slash through it, indicating a missing or placeholder image.

**DOX-1056**

4 WIRES - WIRE LENGTH 520mm



**DOX-1064**

4 WIRES - WIRE LENGTH 625mm



**DOX-1060**

4 WIRES - WIRE LENGTH 325mm



**DOX-1068**

4 WIRES - WIRE LENGTH 380mm



**DOX-1061**

4 WIRES - WIRE LENGTH 300mm



**DOX-1070**

4 WIRES - WIRE LENGTH 540mm



**DOX-1063**

4 WIRES - WIRE LENGTH 325mm



**DOX-1076**

4 WIRES - WIRE LENGTH 365mm



**DOX-1077**

4 WIRES - WIRE LENGTH 605mm



**DOX-1098**

4 WIRES - WIRE LENGTH 265mm



**DOX-1087**

4 WIRES - WIRE LENGTH 340mm



**DOX-1099**

4 WIRES - WIRE LENGTH 655mm



**DOX-1093**

4 WIRES - WIRE LENGTH 465mm



**DOX-1100**

4 WIRES - WIRE LENGTH 375mm



**DOX-1097**

4 WIRES - WIRE LENGTH 595mm



**DOX-1102**

4 WIRES - WIRE LENGTH 535mm



**DOX-1103**

4 WIRES - WIRE LENGTH 595mm



**DOX-1157**

4 WIRES - WIRE LENGTH 830mm



**DOX-1104**

4 WIRES - WIRE LENGTH 320mm



**DOX-1160**

4 WIRES - WIRE LENGTH 757mm



**DOX-1105**

4 WIRES - WIRE LENGTH 815mm



**DOX-1161**

4 WIRES - WIRE LENGTH 579mm



**DOX-1108**

4 WIRES - WIRE LENGTH 630mm




**DOX-1163**


4 WIRES - WIRE LENGTH 320mm




**DOX-1167**  
4 WIRES - WIRE LENGTH 445mm

A placeholder for a photograph of the DOX-1167 sensor. It consists of a large white square with a thin black border. In the center of the square is a circular icon containing a grey camera silhouette with a white diagonal slash through it, indicating that no photo is available for this sensor.


**DOX-1172**  
4 WIRES - WIRE LENGTH 620mm

A placeholder for a photograph of the DOX-1172 sensor. It consists of a large white square with a thin black border. In the center of the square is a circular icon containing a grey camera silhouette with a white diagonal slash through it, indicating that no photo is available for this sensor.


**DOX-1169**  
4 WIRES - WIRE LENGTH 630mm

A placeholder for a photograph of the DOX-1169 sensor. It consists of a large white square with a thin black border. In the center of the square is a circular icon containing a grey camera silhouette with a white diagonal slash through it, indicating that no photo is available for this sensor.


**DOX-1173**  
4 WIRES - WIRE LENGTH 1330mm

A placeholder for a photograph of the DOX-1173 sensor. It consists of a large white square with a thin black border. In the center of the square is a circular icon containing a grey camera silhouette with a white diagonal slash through it, indicating that no photo is available for this sensor.


**DOX-1170**  
4 WIRES - WIRE LENGTH 740mm

A placeholder for a photograph of the DOX-1170 sensor. It consists of a large white square with a thin black border. In the center of the square is a circular icon containing a grey camera silhouette with a white diagonal slash through it, indicating that no photo is available for this sensor.


**DOX-1174**  
4 WIRES - WIRE LENGTH 340mm

A placeholder for a photograph of the DOX-1174 sensor. It consists of a large white square with a thin black border. In the center of the square is a circular icon containing a grey camera silhouette with a white diagonal slash through it, indicating that no photo is available for this sensor.

**DOX-1171**  
4 WIRES - WIRE LENGTH 785mm

A placeholder for a photograph of the DOX-1171 sensor. It consists of a large white square with a thin black border. In the center of the square is a circular icon containing a grey camera silhouette with a white diagonal slash through it, indicating that no photo is available for this sensor.

**DOX-1175**  
4 WIRES - WIRE LENGTH 985mm

A placeholder for a photograph of the DOX-1175 sensor. It consists of a large white square with a thin black border. In the center of the square is a circular icon containing a grey camera silhouette with a white diagonal slash through it, indicating that no photo is available for this sensor.

### DOX-1176

4 WIRES - WIRE LENGTH 385mm



### DOX-1200

4 WIRES - WIRE LENGTH 650mm



### DOX-1177

4 WIRES - WIRE LENGTH 535mm



### DOX-1310

1 WIRES - WIRE LENGTH 230mm



### DOX-1183

4 WIRES - WIRE LENGTH 975mm



### DOX-1311

3 WIRES - WIRE LENGTH 986mm



### DOX-1196

4 WIRES - WIRE LENGTH 540mm



### DOX-1314

4 WIRES - WIRE LENGTH 1145mm



### DOX-1317

4 WIRES - WIRE LENGTH 395mm



### DOX-1350

3 WIRES - WIRE LENGTH 340mm



### DOX-1318

4 WIRES - WIRE LENGTH 455mm



### DOX-1351

3 WIRES - WIRE LENGTH 986mm



### DOX-1319

4 WIRES - WIRE LENGTH 235mm



### DOX-1352

3 WIRES - WIRE LENGTH 521mm



### DOX-1320

4 WIRES - WIRE LENGTH 515mm



### DOX-1353

4 WIRES - WIRE LENGTH 630mm



**DOX-1354**

4 WIRES - WIRE LENGTH 820mm



**DOX-1358**

4 WIRES - WIRE LENGTH 310mm



**DOX-1355**

4 WIRES - WIRE LENGTH 1000mm



**DOX-1359**

4 WIRES - WIRE LENGTH 530mm



**DOX-1356**

4 WIRES - WIRE LENGTH 640mm



**DOX-1360**

4 WIRES - WIRE LENGTH 555mm



**DOX-1357**

4 WIRES - WIRE LENGTH 660mm



**DOX-1361**

4 WIRES - WIRE LENGTH 376mm





**DOX-1362**

4 WIRES - WIRE LENGTH 1225mm



**DOX-1366**

4 WIRES - WIRE LENGTH 270mm



**DOX-1363**

4 WIRES - WIRE LENGTH 1700mm



**DOX-1367**

4 WIRES - WIRE LENGTH 290mm



**DOX-1364**

4 WIRES - WIRE LENGTH 790mm



**DOX-1368**

4 WIRES - WIRE LENGTH 990mm



**DOX-1365**

4 WIRES - WIRE LENGTH 410mm



**DOX-1369**

4 WIRES - WIRE LENGTH 1420mm



### DOX-1370

4 WIRES - WIRE LENGTH 300mm



### DOX-1374

4 WIRES - WIRE LENGTH 595mm



### DOX-1371

4 WIRES - WIRE LENGTH 460mm



### DOX-1375

4 WIRES - WIRE LENGTH 326mm



### DOX-1372

4 WIRES - WIRE LENGTH 480mm



### DOX-1376

3 WIRES - WIRE LENGTH 755mm



### DOX-1373

3 WIRES - WIRE LENGTH 435mm




### DOX-1377


3 WIRES - WIRE LENGTH 330mm




**DOX-1378**  
3 WIRES - WIRE LENGTH 380mm

A large rectangular placeholder for a photograph of the DOX-1378 sensor. The placeholder contains a faint, circular watermark with a camera icon and a diagonal slash through it, indicating that the photo is missing or to be added.


**DOX-1403**  
4 WIRES - WIRE LENGTH 200mm

A large rectangular placeholder for a photograph of the DOX-1403 sensor. The placeholder contains a faint, circular watermark with a camera icon and a diagonal slash through it, indicating that the photo is missing or to be added.


**DOX-1379**  
3 WIRES - WIRE LENGTH 390mm

A large rectangular placeholder for a photograph of the DOX-1379 sensor. The placeholder contains a faint, circular watermark with a camera icon and a diagonal slash through it, indicating that the photo is missing or to be added.


**DOX-1405**  
1 WIRES - WIRE LENGTH 430mm

A large rectangular placeholder for a photograph of the DOX-1405 sensor. The placeholder contains a faint, circular watermark with a camera icon and a diagonal slash through it, indicating that the photo is missing or to be added.


**DOX-1380**  
4 WIRES - WIRE LENGTH 370mm

A large rectangular placeholder for a photograph of the DOX-1380 sensor. The placeholder contains a faint, circular watermark with a camera icon and a diagonal slash through it, indicating that the photo is missing or to be added.


**DOX-1409**  
4 WIRES - WIRE LENGTH 340mm

A large rectangular placeholder for a photograph of the DOX-1409 sensor. The placeholder contains a faint, circular watermark with a camera icon and a diagonal slash through it, indicating that the photo is missing or to be added.

**DOX-1381**  
3 WIRES - WIRE LENGTH 710mm

A large rectangular placeholder for a photograph of the DOX-1381 sensor. The placeholder contains a faint, circular watermark with a camera icon and a diagonal slash through it, indicating that the photo is missing or to be added.

**DOX-1415**  
4 WIRES - WIRE LENGTH 315mm

A large rectangular placeholder for a photograph of the DOX-1415 sensor. The placeholder contains a faint, circular watermark with a camera icon and a diagonal slash through it, indicating that the photo is missing or to be added.

**DOX-1419**

4 WIRES - WIRE LENGTH 620mm



**DOX-1431**

1 WIRES - WIRE LENGTH 445mm



**DOX-1420**

4 WIRES - WIRE LENGTH 800mm



**DOX-1432**

2 WIRES - WIRE LENGTH 730mm



**DOX-1424**

4 WIRES - WIRE LENGTH 610mm



**DOX-1433**

2 WIRES - WIRE LENGTH 650mm



**DOX-1430**

1 WIRES - WIRE LENGTH 750mm




**DOX-1435**


4 WIRES - WIRE LENGTH 670mm




**DOX-1436**  
4 WIRES - WIRE LENGTH 780mm

A placeholder for a photograph of the DOX-1436 sensor. It consists of a large, light gray circle with a diagonal slash through it, centered within a white rectangular frame.


**DOX-1440**  
4 WIRES - WIRE LENGTH 980mm

A placeholder for a photograph of the DOX-1440 sensor. It consists of a large, light gray circle with a diagonal slash through it, centered within a white rectangular frame.


**DOX-1437**  
4 WIRES - WIRE LENGTH 420mm

A placeholder for a photograph of the DOX-1437 sensor. It consists of a large, light gray circle with a diagonal slash through it, centered within a white rectangular frame.


**DOX-1441**  
4 WIRES - WIRE LENGTH 440mm

A placeholder for a photograph of the DOX-1441 sensor. It consists of a large, light gray circle with a diagonal slash through it, centered within a white rectangular frame.


**DOX-1438**  
4 WIRES - WIRE LENGTH 400mm

A placeholder for a photograph of the DOX-1438 sensor. It consists of a large, light gray circle with a diagonal slash through it, centered within a white rectangular frame.


**DOX-1446**  
3 WIRES - WIRE LENGTH 440mm

A placeholder for a photograph of the DOX-1446 sensor. It consists of a large, light gray circle with a diagonal slash through it, centered within a white rectangular frame.

**DOX-1439**  
4 WIRES - WIRE LENGTH 610mm

A placeholder for a photograph of the DOX-1439 sensor. It consists of a large, light gray circle with a diagonal slash through it, centered within a white rectangular frame.

**DOX-1447**  
4 WIRES - WIRE LENGTH 370mm

A placeholder for a photograph of the DOX-1447 sensor. It consists of a large, light gray circle with a diagonal slash through it, centered within a white rectangular frame.

**DOX-1449**

4 WIRES - WIRE LENGTH 540mm



**DOX-1455**

4 WIRES - WIRE LENGTH 340mm



**DOX-1452**

4 WIRES - WIRE LENGTH 335mm



**DOX-1456**

4 WIRES - WIRE LENGTH 840mm



**DOX-1453**

4 WIRES - WIRE LENGTH 535mm



**DOX-1457**

4 WIRES - WIRE LENGTH 260mm



**DOX-1454**

4 WIRES - WIRE LENGTH 410mm




**DOX-1459**


4 WIRES - WIRE LENGTH 480mm




**DOX-1460**  
4 WIRES - WIRE LENGTH 271mm

A placeholder for a photograph of the DOX-1460 sensor. It consists of a large white square with a thin black border. In the center of the square is a circular icon containing a grey camera silhouette with a white diagonal slash through it, indicating that no photo is available for this sensor.


**DOX-1502**  
3 WIRES - WIRE LENGTH 183mm

A placeholder for a photograph of the DOX-1502 sensor. It consists of a large white square with a thin black border. In the center of the square is a circular icon containing a grey camera silhouette with a white diagonal slash through it, indicating that no photo is available for this sensor.


**DOX-1461**  
4 WIRES - WIRE LENGTH 340mm

A placeholder for a photograph of the DOX-1461 sensor. It consists of a large white square with a thin black border. In the center of the square is a circular icon containing a grey camera silhouette with a white diagonal slash through it, indicating that no photo is available for this sensor.


**DOX-1503**  
3 WIRES - WIRE LENGTH 385mm

A placeholder for a photograph of the DOX-1503 sensor. It consists of a large white square with a thin black border. In the center of the square is a circular icon containing a grey camera silhouette with a white diagonal slash through it, indicating that no photo is available for this sensor.


**DOX-1500**  
3 WIRES - WIRE LENGTH 1220mm

A placeholder for a photograph of the DOX-1500 sensor. It consists of a large white square with a thin black border. In the center of the square is a circular icon containing a grey camera silhouette with a white diagonal slash through it, indicating that no photo is available for this sensor.


**DOX-1504**  
1 WIRES - WIRE LENGTH 315mm

A placeholder for a photograph of the DOX-1504 sensor. It consists of a large white square with a thin black border. In the center of the square is a circular icon containing a grey camera silhouette with a white diagonal slash through it, indicating that no photo is available for this sensor.

**DOX-1501**  
3 WIRES - WIRE LENGTH 375mm

A placeholder for a photograph of the DOX-1501 sensor. It consists of a large white square with a thin black border. In the center of the square is a circular icon containing a grey camera silhouette with a white diagonal slash through it, indicating that no photo is available for this sensor.

**DOX-1534**  
4 WIRES - WIRE LENGTH 540mm

A placeholder for a photograph of the DOX-1534 sensor. It consists of a large white square with a thin black border. In the center of the square is a circular icon containing a grey camera silhouette with a white diagonal slash through it, indicating that no photo is available for this sensor.

**DOX-1535**

4 WIRES - WIRE LENGTH 540mm



**DOX-1539**

4 WIRES - WIRE LENGTH 1830mm



**DOX-1536**

4 WIRES - WIRE LENGTH 1485mm



**DOX-1541**

4 WIRES - WIRE LENGTH 260mm



**DOX-1537**

4 WIRES - WIRE LENGTH 545mm



**DOX-1542**

4 WIRES - WIRE LENGTH 610mm



**DOX-1538**

4 WIRES - WIRE LENGTH 535mm




**DOX-1543**

4 WIRES - WIRE LENGTH 980mm







**DOX-1544**  
4 WIRES - WIRE LENGTH 375mm

A placeholder for a photograph of the DOX-1544 sensor. It consists of a large, light gray circle with a diagonal slash through it, centered within a white rectangular frame.


**DOX-1548**  
4 WIRES - WIRE LENGTH 610mm

A placeholder for a photograph of the DOX-1548 sensor. It consists of a large, light gray circle with a diagonal slash through it, centered within a white rectangular frame.


**DOX-1545**  
4 WIRES - WIRE LENGTH 1175mm

A placeholder for a photograph of the DOX-1545 sensor. It consists of a large, light gray circle with a diagonal slash through it, centered within a white rectangular frame.


**DOX-1549**  
4 WIRES - WIRE LENGTH 980mm

A placeholder for a photograph of the DOX-1549 sensor. It consists of a large, light gray circle with a diagonal slash through it, centered within a white rectangular frame.


**DOX-1546**  
4 WIRES - WIRE LENGTH 975mm

A placeholder for a photograph of the DOX-1546 sensor. It consists of a large, light gray circle with a diagonal slash through it, centered within a white rectangular frame.


**DOX-1551**  
4 WIRES - WIRE LENGTH 705mm

A placeholder for a photograph of the DOX-1551 sensor. It consists of a large, light gray circle with a diagonal slash through it, centered within a white rectangular frame.

**DOX-1547**  
4 WIRES - WIRE LENGTH 400mm

A placeholder for a photograph of the DOX-1547 sensor. It consists of a large, light gray circle with a diagonal slash through it, centered within a white rectangular frame.

**DOX-1552**  
4 WIRES - WIRE LENGTH 990mm

A placeholder for a photograph of the DOX-1552 sensor. It consists of a large, light gray circle with a diagonal slash through it, centered within a white rectangular frame.

**DOX-1553**

4 WIRES - WIRE LENGTH 515mm



**DOX-1561**

4 WIRES - WIRE LENGTH 475mm



**DOX-1556**

2 WIRES - WIRE LENGTH 375mm



**DOX-1562**

4 WIRES - WIRE LENGTH 1710mm



**DOX-1559**

4 WIRES - WIRE LENGTH 255mm



**DOX-1564**

4 WIRES - WIRE LENGTH 545mm



**DOX-1560**

4 WIRES - WIRE LENGTH 530mm




**DOX-1565**


4 WIRES - WIRE LENGTH 235mm




**DOX-1566**  
4 WIRES - WIRE LENGTH 775mm

A placeholder for a photograph of the DOX-1566 sensor. It consists of a large, light gray circle with a diagonal slash through it, centered within a white rectangular frame.


**DOX-1572**  
4 WIRES - WIRE LENGTH 255mm

A placeholder for a photograph of the DOX-1572 sensor. It consists of a large, light gray circle with a diagonal slash through it, centered within a white rectangular frame.


**DOX-1567**  
4 WIRES - WIRE LENGTH 1325mm

A placeholder for a photograph of the DOX-1567 sensor. It consists of a large, light gray circle with a diagonal slash through it, centered within a white rectangular frame.


**DOX-1573**  
4 WIRES - WIRE LENGTH 480mm

A placeholder for a photograph of the DOX-1573 sensor. It consists of a large, light gray circle with a diagonal slash through it, centered within a white rectangular frame.


**DOX-1568**  
4 WIRES - WIRE LENGTH 275mm

A placeholder for a photograph of the DOX-1568 sensor. It consists of a large, light gray circle with a diagonal slash through it, centered within a white rectangular frame.


**DOX-1574**  
4 WIRES - WIRE LENGTH 290mm

A placeholder for a photograph of the DOX-1574 sensor. It consists of a large, light gray circle with a diagonal slash through it, centered within a white rectangular frame.

**DOX-1569**  
4 WIRES - WIRE LENGTH 740mm

A placeholder for a photograph of the DOX-1569 sensor. It consists of a large, light gray circle with a diagonal slash through it, centered within a white rectangular frame.

**DOX-1575**  
4 WIRES - WIRE LENGTH 290mm

A placeholder for a photograph of the DOX-1575 sensor. It consists of a large, light gray circle with a diagonal slash through it, centered within a white rectangular frame.

**DOX-1576**

4 WIRES - WIRE LENGTH 775mm



**DOX-1594**

3 WIRES - WIRE LENGTH 685mm



**DOX-1588**

4 WIRES - WIRE LENGTH 605mm



**DOX-1598**

4 WIRES - WIRE LENGTH 320mm



**DOX-1589**

4 WIRES - WIRE LENGTH 1055mm



**DOX-1599**

4 WIRES - WIRE LENGTH 310mm



**DOX-1593**

3 WIRES - WIRE LENGTH 535mm




**DOX-1617**


4 WIRES - WIRE LENGTH 1245mm




**DOX-1618**  
4 WIRES - WIRE LENGTH 550mm

A placeholder for a photograph of the DOX-1618 sensor. It consists of a large, light gray circle with a diagonal slash through it, centered within a white rectangular frame.


**DOX-1703**  
4 WIRES - WIRE LENGTH 440mm

A placeholder for a photograph of the DOX-1703 sensor. It consists of a large, light gray circle with a diagonal slash through it, centered within a white rectangular frame.

**DOX-1700**  
4 WIRES - WIRE LENGTH 1260mm

A placeholder for a photograph of the DOX-1700 sensor. It consists of a large, light gray circle with a diagonal slash through it, centered within a white rectangular frame.


**DOX-1704**  
4 WIRES - WIRE LENGTH 310mm

A placeholder for a photograph of the DOX-1704 sensor. It consists of a large, light gray circle with a diagonal slash through it, centered within a white rectangular frame.


**DOX-1701**  
4 WIRES - WIRE LENGTH 880mm

A placeholder for a photograph of the DOX-1701 sensor. It consists of a large, light gray circle with a diagonal slash through it, centered within a white rectangular frame.


**DOX-1707**  
4 WIRES - WIRE LENGTH 570mm

A placeholder for a photograph of the DOX-1707 sensor. It consists of a large, light gray circle with a diagonal slash through it, centered within a white rectangular frame.

**DOX-1702**  
4 WIRES - WIRE LENGTH 620mm

A placeholder for a photograph of the DOX-1702 sensor. It consists of a large, light gray circle with a diagonal slash through it, centered within a white rectangular frame.

**DOX-1708**  
4 WIRES - WIRE LENGTH 920mm

A placeholder for a photograph of the DOX-1708 sensor. It consists of a large, light gray circle with a diagonal slash through it, centered within a white rectangular frame.

**DOX-1716**

4 WIRES - WIRE LENGTH 800mm



**DOX-2001**

4 WIRES - WIRE LENGTH 400mm



**DOX-1720**

4 WIRES - WIRE LENGTH 350mm



**DOX-2002**

4 WIRES - WIRE LENGTH 470mm



**DOX-1726**

4 WIRES - WIRE LENGTH 350mm



**DOX-2003**

4 WIRES - WIRE LENGTH 575mm



**DOX-2000**

4 WIRES - WIRE LENGTH 650mm




**DOX-2004**


4 WIRES - WIRE LENGTH 450mm




**DOX-2005**  
4 WIRES - WIRE LENGTH 550mm

A placeholder for a photograph of the DOX-2005 sensor. It consists of a large, light gray circle with a diagonal slash through it, centered within a white rectangular frame.


**DOX-2009**  
4 WIRES - WIRE LENGTH 1640mm

A placeholder for a photograph of the DOX-2009 sensor. It consists of a large, light gray circle with a diagonal slash through it, centered within a white rectangular frame.


**DOX-2006**  
4 WIRES - WIRE LENGTH 400mm

A placeholder for a photograph of the DOX-2006 sensor. It consists of a large, light gray circle with a diagonal slash through it, centered within a white rectangular frame.


**DOX-2010**  
4 WIRES - WIRE LENGTH 620mm

A placeholder for a photograph of the DOX-2010 sensor. It consists of a large, light gray circle with a diagonal slash through it, centered within a white rectangular frame.


**DOX-2007**  
4 WIRES - WIRE LENGTH 470mm

A placeholder for a photograph of the DOX-2007 sensor. It consists of a large, light gray circle with a diagonal slash through it, centered within a white rectangular frame.


**DOX-2011**  
4 WIRES - WIRE LENGTH 900mm

A placeholder for a photograph of the DOX-2011 sensor. It consists of a large, light gray circle with a diagonal slash through it, centered within a white rectangular frame.

**DOX-2008**  
4 WIRES - WIRE LENGTH 800mm

A placeholder for a photograph of the DOX-2008 sensor. It consists of a large, light gray circle with a diagonal slash through it, centered within a white rectangular frame.

**DOX-2012**  
4 WIRES - WIRE LENGTH 1250mm

A placeholder for a photograph of the DOX-2012 sensor. It consists of a large, light gray circle with a diagonal slash through it, centered within a white rectangular frame.

### DOX-2013

4 WIRES - WIRE LENGTH 375mm



### DOX-2017

4 WIRES - WIRE LENGTH 620mm



### DOX-2014

4 WIRES - WIRE LENGTH 470mm



### DOX-2018

4 WIRES - WIRE LENGTH 950mm



### DOX-2015

4 WIRES - WIRE LENGTH 500mm



### DOX-2020

4 WIRES - WIRE LENGTH 630mm



### DOX-2016

4 WIRES - WIRE LENGTH 525mm




### DOX-2021

4 WIRES - WIRE LENGTH 770mm







**DOX-2022**  
4 WIRES - WIRE LENGTH 1045mm

A placeholder for a photograph of the DOX-2022 sensor. It features a large, light gray camera icon with a diagonal slash through it, centered within a white square frame.


**DOX-2026**  
4 WIRES - WIRE LENGTH 500mm

A placeholder for a photograph of the DOX-2026 sensor. It features a large, light gray camera icon with a diagonal slash through it, centered within a white square frame.


**DOX-2023**  
4 WIRES - WIRE LENGTH 1525mm

A placeholder for a photograph of the DOX-2023 sensor. It features a large, light gray camera icon with a diagonal slash through it, centered within a white square frame.


**DOX-2027**  
4 WIRES - WIRE LENGTH 1100mm

A placeholder for a photograph of the DOX-2027 sensor. It features a large, light gray camera icon with a diagonal slash through it, centered within a white square frame.


**DOX-2024**  
4 WIRES - WIRE LENGTH 500mm

A placeholder for a photograph of the DOX-2024 sensor. It features a large, light gray camera icon with a diagonal slash through it, centered within a white square frame.


**DOX-2028**  
4 WIRES - WIRE LENGTH 425mm

A placeholder for a photograph of the DOX-2028 sensor. It features a large, light gray camera icon with a diagonal slash through it, centered within a white square frame.

**DOX-2025**  
4 WIRES - WIRE LENGTH 1190mm

A placeholder for a photograph of the DOX-2025 sensor. It features a large, light gray camera icon with a diagonal slash through it, centered within a white square frame.

**DOX-2030**  
4 WIRES - WIRE LENGTH 1900mm

A placeholder for a photograph of the DOX-2030 sensor. It features a large, light gray camera icon with a diagonal slash through it, centered within a white square frame.

**DOX-2031**

4 WIRES - WIRE LENGTH 400mm



**DOX-2036**

4 WIRES - WIRE LENGTH 800mm



**DOX-2033**

4 WIRES - WIRE LENGTH 590mm



**DOX-2037**

4 WIRES - WIRE LENGTH 425mm



**DOX-2034**

4 WIRES - WIRE LENGTH 1850mm



**DOX-2038**

4 WIRES - WIRE LENGTH 1700mm



**DOX-2035**

4 WIRES - WIRE LENGTH 1690mm




**DOX-2039**


4 WIRES - WIRE LENGTH 750mm




**DOX-2040**  
4 WIRES - WIRE LENGTH 775mm

A large rectangular placeholder for a photograph of the DOX-2040 sensor. The placeholder contains a faint, circular watermark with a camera icon and a diagonal slash through it, indicating that the actual photo is missing or to be added.


**DOX-2045**  
4 WIRES - WIRE LENGTH 1250mm

A large rectangular placeholder for a photograph of the DOX-2045 sensor. The placeholder contains a faint, circular watermark with a camera icon and a diagonal slash through it, indicating that the actual photo is missing or to be added.


**DOX-2041**  
4 WIRES - WIRE LENGTH 800mm

A large rectangular placeholder for a photograph of the DOX-2041 sensor. The placeholder contains a faint, circular watermark with a camera icon and a diagonal slash through it, indicating that the actual photo is missing or to be added.


**DOX-2046**  
4 WIRES - WIRE LENGTH 600mm

A large rectangular placeholder for a photograph of the DOX-2046 sensor. The placeholder contains a faint, circular watermark with a camera icon and a diagonal slash through it, indicating that the actual photo is missing or to be added.


**DOX-2042**  
4 WIRES - WIRE LENGTH 770mm

A large rectangular placeholder for a photograph of the DOX-2042 sensor. The placeholder contains a faint, circular watermark with a camera icon and a diagonal slash through it, indicating that the actual photo is missing or to be added.


**DOX-2047**  
4 WIRES - WIRE LENGTH 925mm

A large rectangular placeholder for a photograph of the DOX-2047 sensor. The placeholder contains a faint, circular watermark with a camera icon and a diagonal slash through it, indicating that the actual photo is missing or to be added.

**DOX-2044**  
4 WIRES - WIRE LENGTH 475mm

A large rectangular placeholder for a photograph of the DOX-2044 sensor. The placeholder contains a faint, circular watermark with a camera icon and a diagonal slash through it, indicating that the actual photo is missing or to be added.

**DOX-2048**  
4 WIRES - WIRE LENGTH 1620mm

A large rectangular placeholder for a photograph of the DOX-2048 sensor. The placeholder contains a faint, circular watermark with a camera icon and a diagonal slash through it, indicating that the actual photo is missing or to be added.

**DOX-2049**

4 WIRES - WIRE LENGTH 1170mm



**DOX-2053**

4 WIRES - WIRE LENGTH 675mm



**DOX-2050**

4 WIRES - WIRE LENGTH 400mm



**DOX-2054**

4 WIRES - WIRE LENGTH 480mm



**DOX-2051**

4 WIRES - WIRE LENGTH 2030mm



**DOX-2055**

4 WIRES - WIRE LENGTH 525mm



**DOX-2052**

4 WIRES - WIRE LENGTH 1100mm




**DOX-2056**


4 WIRES - WIRE LENGTH 725mm




**DOX-2057**  
4 WIRES - WIRE LENGTH 475mm

A grey camera icon inside a white circle with a diagonal slash, indicating that photography is prohibited.


**DOX-2061**  
4 WIRES - WIRE LENGTH 975mm

A grey camera icon inside a white circle with a diagonal slash, indicating that photography is prohibited.


**DOX-2058**  
4 WIRES - WIRE LENGTH 725mm

A grey camera icon inside a white circle with a diagonal slash, indicating that photography is prohibited.


**DOX-2062**  
4 WIRES - WIRE LENGTH 550mm

A grey camera icon inside a white circle with a diagonal slash, indicating that photography is prohibited.


**DOX-2059**  
4 WIRES - WIRE LENGTH 375mm

A grey camera icon inside a white circle with a diagonal slash, indicating that photography is prohibited.


**DOX-2063**  
4 WIRES - WIRE LENGTH 525mm

A grey camera icon inside a white circle with a diagonal slash, indicating that photography is prohibited.

**DOX-2060**  
4 WIRES - WIRE LENGTH 220mm

A grey camera icon inside a white circle with a diagonal slash, indicating that photography is prohibited.

**DOX-2064**  
4 WIRES - WIRE LENGTH 750mm

A grey camera icon inside a white circle with a diagonal slash, indicating that photography is prohibited.

**DOX-2065**

4 WIRES - WIRE LENGTH 400mm



**DOX-2069**

4 WIRES - WIRE LENGTH 1300mm



**DOX-2066**

4 WIRES - WIRE LENGTH 300mm



**DOX-2070**

4 WIRES - WIRE LENGTH 650mm



**DOX-2067**

4 WIRES - WIRE LENGTH 600mm



**DOX-2075**

4 WIRES - WIRE LENGTH 525mm



**DOX-2068**

4 WIRES - WIRE LENGTH 725mm



**DOX-2076**

4 WIRES - WIRE LENGTH 400mm



**DOX-2081**

**4 WIRES - WIRE LENGTH 525mm**







# DENSO Buyers Guide



Denso P/N	MAKE	MODEL	ENGINE CAPACITY
DOX-0201	TOYOTA	CARINA E (92-97)	1.6
DOX-0202	TOYOTA	COROLLA (E10) (92-99)	1.6
		COROLLA (E11) (97-02)	1.6
		RAV 4 I / FUNCRUISER (94-00)	2.0
DOX-0203	TOYOTA	PASEO (95-99)	1.5
DOX-0204	DAIHATSU	MOVE (94-02)	1.0
		SIRION (98-05)	1.0
		TERIOS (97-05)	1.3
		TERIOS (05-)	1.3
		TERIOS (05-)	1.5
		YRV (01-)	1.0
	TOYOTA	ALPHARD I (03-08)	3.0
		AVENSIS (97-03)	2.0
		AVENSIS (03-09)	2.0/2.4
		CAMRY (V4) (06-11)	2.4
		MR 2 III (99-07)	1.8
		PASEO (95-99)	1.5
		PLATZ (99-05)	1.5
		PRIUS (W1) (00-04)	1.5
		RAUM (97-03)	1.5
		YARIS (99-05)	1.0/1.3
		YARIS (99-05)	1.5
		YARIS VERSO (99-05)	1.3
		YARIS VERSO (99-05)	1.5
DOX-0205	DAIHATSU	GRAN MOVE (96-02)	1.6
	LEXUS	GS (97-05)	3.0
		IS I (99-05)	2.0
	TOYOTA	CALDINA (T21) (97-02)	1.8
		CAMRY (V2) (96-01)	2.2
		CELICA (93-99)	1.8
		CHASER (X10) (96-01)	2.5
		COROLLA (E11) (97-02)	1.6
		CRESTA (84-01)	2.5
		CROWN (91-99)	3.0
		MR 2 II (89-00)	2.0
DOX-0206	TOYOTA	MR 2 III (99-07)	1.8
		PLATZ (99-05)	1.0
		PREVIA / ESTIMA II (00-06)	2.4
		YARIS (99-05)	1.0
DOX-0207	TOYOTA	CAMRY (V2) (86-91)	2.0
		COROLLA (E9) (87-93)	1.3
		STARLET (P7) (84-89)	1.3
		SUPRA (86-93)	3.0
DOX-0208	TOYOTA	4 RUNNER (N10) (89-96)	3.0
		CAMRY (V2) (86-91)	2.0/2.5
		CELICA (85-89)	2.0
		HILUX II (83-05)	2.4
		MR 2 II (89-00)	2.0
DOX-0209	TOYOTA	SUPRA (86-93)	3.0
DOX-0210	TOYOTA	COROLLA (E9) (87-93)	1.6
DOX-0211	TOYOTA	COROLLA (E9) (87-93)	1.6
DOX-0212	TOYOTA	CARINA II (83-92)	1.6/2.0
		CELICA (89-93)	1.6/2.0
DOX-0213	TOYOTA	HIACE IV (87-12)	2.4
		LAND CRUISER (J80) (90-98)	4.0
		LAND CRUISER / PRADO	2.4
DOX-0214	TOYOTA	4 RUNNER (N5) (87-89)	2.4
DOX-0215	LEXUS	LS (89-94)	4.0
	TOYOTA	CELICA (89-93)	2.0
		MR 2 II (89-00)	2.0
DOX-0216	TOYOTA	4 RUNNER (N10) (89-96)	3.0
		CELICA (93-99)	1.8
		HILUX II (83-05)	2.4
		LITEACE (92-97)	2.2
		MR 2 II (89-00)	2.0
		PREVIA / ESTIMA I (90-00)	2.4
DOX-0217	TOYOTA	CAMRY (V1) (90-97)	2.2
		CARINA E (92-97)	2.0

Denso P/N	MAKE	MODEL	ENGINE CAPACITY
DOX-0217 continued	TOYOTA	CELICA (89-93)	1.6/2.0
		CELICA (93-99)	2.0
		HIACE IV (87-12)	2.4
		LAND CRUISER / PRADO	2.4
DOX-0218	TOYOTA	SUPRA (86-93)	3.0
DOX-0219	TOYOTA	COROLLA (E10) (92-99)	1.3/1.6/1.8
DOX-0220	TOYOTA	PASEO (88-95)	1.5
		PREVIA / ESTIMA I (90-00)	2.4
		STARLET (P8) (89-96)	1.3
DOX-0221	TOYOTA	CAMRY (V1) (90-97)	3.0
DOX-0222	TOYOTA	COROLLA (E11) (97-02)	1.8
		LITEACE (92-97)	2.2
		STARLET (P8) (89-96)	1.3
DOX-0223	TOYOTA	CALDINA (T19) (92-97)	2.0
		LAND CRUISER (J80) (90-98)	4.5
DOX-0224	TOYOTA	4 RUNNER (N18) (95-02)	2.7/3.4
		CRESTA (84-01)	2.0
		HILUX II (83-05)	2.4
		LAND CRUISER / PRADO /	3.4
		MARK II (96-01)	2.0
DOX-0225	TOYOTA	COROLLA (E10) (92-99)	1.3
		COROLLA (E11) (97-02)	1.4
		COROLLA (E11) (97-02)	1.6
DOX-0226	LEXUS	LX (98-08)	4.7
	TOYOTA	4 RUNNER (N18) (95-02)	3.4
		CARINA E (92-97)	2.0
		CELICA (93-99)	2.0
		HIACE IV (87-12)	2.4
		HIACE IV (87-12)	2.4/2.7
		LAND CRUISER (J100) (98-08)	4.7
		LAND CRUISER / PRADO /	3.4
		MR 2 II (89-00)	2.0
DOX-0227	TOYOTA	SUPRA (93-02)	3.0
DOX-0228	TOYOTA	RAV 4 I / FUNCRUISER (94-00)	2.0
		SUPRA (93-02)	3.0
DOX-0229	TOYOTA	4 RUNNER (N18) (95-02)	2.7/3.4
		COROLLA (E11) (97-02)	1.8
		LAND CRUISER / PRADO /	3.4
DOX-0231	LEXUS	GS (97-05)	3.0
		IS I (99-05)	3.0
	TOYOTA	YARIS (99-05)	1.0/1.3
		YARIS (05-11)	1.3
DOX-0233	TOYOTA	RAV 4 II (00-05)	2.0
DOX-0234	TOYOTA	AVENSIS Verso (01-09)	2.0/2.4
DOX-0236	DAIHATSU	COPEN (03-12)	1.3
		MATERIA (06-)	1.3/1.5
		SIRION (98-05)	1.3
		SIRION (05-)	1.0
		SIRION (05-)	1.3/1.5
		TERIOS (97-05)	1.3
		YRV (01-)	1.3
	LEXUS	IS I (99-05)	2.0
	TOYOTA	ALTEZZA (99-05)	2.0
		BREVIS (99-07)	3.0
		LAND CRUISER (J100) (98-08)	4.7
		MARK II (88-96)	2.5
		PROGRES (97-07)	3.0
		RAUM (97-03)	1.5
		VEROSSA (00-03)	2.0
DOX-0237	DAIHATSU	SIRION (05-)	1.3
	LEXUS	ES (06-12)	3.5
		ES (12-18)	3.5
		GX (01-09)	4.7
		GX (09-)	4.6
		LX (07-)	5.7
	TOYOTA	AURIS (E15) (06-12)	1.3
		AURIS (E18) (12-18)	1.3
		CAMRY (V3) (01-06)	3.0

# Lambda Sensors

## Buyers Guide - Direct Fit

Denso P/N	MAKE	MODEL	ENGINE CAPACITY	
DOX-0237 continued	TOYOTA	CAMRY (V4) (06-11)	3.5	
		CAMRY (V5) (11-)	3.5	
		COROLLA (E14, E15) (06-14)	1.3	
		FJ CRUISER (07-18)	4.0	
		GAIA (98-03)	2.0	
		LAND CRUISER (J200) (07-)	4.6	
		LAND CRUISER (J200) (07-)	4.7	
		LAND CRUISER / PRADO	4.0	
		NOAH / VOXY (01-07)	2.0	
		YARIS (99-05)	1.3	
DOX-0238	LEXUS	ES (06-12)	3.5	
		GS (97-05)	3.0	
		GS (97-05)	4.3	
		GS (05-11)	4.3	
		LS (00-06)	4.3	
	TOYOTA	SC (01-10)	4.3	
		AVENSIS (97-03)	1.8/2.0	
		AVENSIS (03-09)	2.0/2.4	
DOX-0239	TOYOTA	CAMRY (V3) (01-06)	3.0	
		PRIUS (W2) (03-09)	1.5	
DOX-0240	TOYOTA	YARIS (05-11)	1.8	
		AVENSIS (03-09)	1.6/1.8	
		COROLLA (E12) (01-07)	1.6/1.8	
DOX-0241	TOYOTA	COROLLA Verso (E12) (01-09)	1.6/1.8	
		COROLLA (E9) (87-93)	1.6	
DOX-0242	TOYOTA	AVENSIS Verso (01-09)	2.0	
		CAMRY (V2) (96-01)	2.2	
		CAMRY (V3) (01-06)	2.0/2.4	
		PICNIC (96-01)	2.0	
		PREVIA / ESTIMA II (00-06)	2.4	
		RAV 4 II (00-05)	2.0	
DOX-0244	TOYOTA	LAND CRUISER / PRADO /	3.4	
DOX-0245	TOYOTA	LAND CRUISER / PRADO /	3.4	
DOX-0246	TOYOTA	AVENSIS Verso (01-09)	2.0	
		CAMRY (V2) (96-01)	3.0	
		PREVIA / ESTIMA II (00-06)	2.4	
		RAV 4 II (00-05)	2.0	
DOX-0247	TOYOTA	AVENSIS (03-09)	2.0	
DOX-0248	TOYOTA	AVENSIS (03-09)	2.0	
DOX-0249	TOYOTA	CARINA II (83-92)	1.6	
DOX-0251	TOYOTA	AVENSIS (97-03)	1.6/1.8	
		CARINA E (92-97)	1.6/1.8	
DOX-0252	TOYOTA	AVENSIS (97-03)	1.8	
DOX-0253	TOYOTA	AVENSIS (97-03)	1.8	
DOX-0254	LEXUS	LS (06-17)	4.6	
		TOYOTA	AVENSIS (03-09)	1.6/1.8
			COROLLA (E12) (01-07)	1.6
			COROLLA Verso (E12) (01-09)	1.6/1.8
DOX-0255	TOYOTA	LAND CRUISER / PRADO	4.0	
DOX-0256	TOYOTA	LAND CRUISER / PRADO	4.0	
DOX-0257	TOYOTA	YARIS (99-05)	1.0	
		YARIS (05-11)	1.3	
DOX-0258	TOYOTA	AVENSIS (03-09)	2.0	
		CAMRY (V3) (01-06)	3.0	
		LAND CRUISER / PRADO	2.7	
DOX-0259	TOYOTA	LAND CRUISER / PRADO	4.0	
DOX-0260	LEXUS	GS (05-11)	3.5	
		IS II (05-13)	5.0	
	TOYOTA	AVENSIS (03-09)	2.0	
		CROWN (03-08)	3.0	
		KLUGER / HIGHLANDER I	3.3	
		MARK X I (04-09)	3.0	
DOX-0261	LEXUS	ES (06-12)	3.5	
		RX (03-08)	3.5	
	TOYOTA	AVALON (X3) (05-12)	3.5	
		AVENSIS Verso (01-09)	2.0	
		CAMRY (V4) (06-11)	2.4/3.5	
PREVIA / ESTIMA II (00-06)	2.4			

Denso P/N	MAKE	MODEL	ENGINE CAPACITY	
DOX-0261 continued	TOYOTA	PREVIA / ESTIMA III (05-)	2.4	
		RAV 4 II (00-05)	2.0	
		RAV 4 III (05-13)	2.0/2.4	
DOX-0262	TOYOTA	PRIUS (W2) (03-09)	1.5	
DOX-0263	LEXUS	GS (05-11)	3.0/3.5	
		GX (01-09)	4.7	
		IS II (05-13)	2.5	
	TOYOTA	CROWN (03-08)	3.0	
		FJ CRUISER (07-18)	4.0	
LAND CRUISER / PRADO	4.0			
MARK X I (04-09)	3.0			
DOX-0264	TOYOTA	AVENSIS (03-09)	2.0/2.2	
		COROLLA Verso (E12) (01-09)	2.2	
DOX-0265	TOYOTA	AURIS (E15) (06-12)	2.0/2.2	
		AURIS (E18) (12-18)	2.0	
		AVENSIS (03-09)	2.0/2.2	
		AVENSIS (08-18)	2.0/2.2	
		COROLLA (E14, E15) (06-14)	2.0	
		VERSO (09-18)	2.0/2.2	
DOX-0266	TOYOTA	RAV 4 III (05-13)	2.2	
DOX-0267	TOYOTA	COROLLA (E11) (97-02)	1.6	
DOX-0269	DAIHATSU	CHARADE VI (11-)	1.3	
		LEXUS	GS (97-05)	4.3
	GS (05-11)		4.3	
	LS (94-00)		4.0	
	LS (00-06)		4.3	
	LX (98-08)		4.7	
	SC (01-10)		4.3	
	TOYOTA	AVENSIS (97-03)	1.6	
		COROLLA Axio (12-)	1.3	
		LAND CRUISER (J100) (98-08)	4.7	
		RACTIS (10-)	1.3	
		SPADE (12-)	1.3	
		URBAN CRUISER (07-16)	1.3	
VERSO S (10-16)		1.3		
YARIS (05-11)	1.3			
YARIS (10-)	1.3			
DOX-0270	TOYOTA	ALTEZZA (99-05)	2.0	
		AVENSIS (97-03)	1.8	
		CALDINA (T24) (02-07)	2.0	
		LAND CRUISER / PRADO /	3.4	
		MARK II (88-96)	2.5	
		NADIA (98-03)	2.0	
		SUPRA (93-02)	3.0	
		TOWN ACE (92-01)	2.0	
		VEROSSA (00-03)	2.0	
		VEROSSA (00-03)	2.0	
DOX-0271	TOYOTA	CAMRY (V2) (96-01)	2.2	
		COROLLA (E11) (97-02)	1.8	
		PRIUS (W1) (00-04)	1.5	
DOX-0273	TOYOTA	CELICA (99-05)	1.8	
DOX-0274	LEXUS	GS (97-05)	4.3	
	TOYOTA	CELICA (99-05)	1.8	
DOX-0275	LEXUS	GS (12-)	3.5	
		LS (06-17)	4.6	
		RX (03-08)	3.3/3.5	
		RX (08-15)	3.5	
		TOYOTA	ALLION I (01-07)	2.0
			AVENSIS (03-09)	1.6/1.8
HARRIER (03-08)	3.5			
OPA (00-05)	2.0			
DOX-0276	TOYOTA	YARIS (99-05)	1.3	
		YARIS (99-05)	1.5	
		YARIS VERSO (99-05)	1.3	
		YARIS VERSO (99-05)	1.5	
DOX-0277	TOYOTA	AVENSIS (97-03)	2.0	
		AVENSIS Verso (01-09)	2.0	
		PREVIA / ESTIMA II (00-06)	2.4	
		RAV 4 II (00-05)	2.0	

Denso P/N	MAKE	MODEL	ENGINE CAPACITY
DOX-0278	TOYOTA	AVENSIS (97-03)	2.0
DOX-0279	TOYOTA	AVENSIS (97-03)	1.6/1.8
		RAV 4 II (00-05)	1.8
DOX-0280	LEXUS	SC (01-10)	4.3
	TOYOTA	COROLLA (E12) (01-07)	1.5/1.8
		RAV 4 II (00-05)	1.8
		WILL Cypha (01-05)	1.5
		WILL VS (01-04)	1.5
DOX-0282	TOYOTA	RAV 4 II (00-05)	2.0
DOX-0283	TOYOTA	PICNIC (96-01)	2.0
DOX-0285	TOYOTA	COROLLA (E12) (01-07)	1.8
		COROLLA Verso (E12) (01-09)	1.8
DOX-0286	TOYOTA	HIACE IV (87-12)	2.7
DOX-0287	TOYOTA	AVENSIS (03-09)	2.0/2.4
DOX-0288	TOYOTA	AVENSIS (03-09)	2.0/2.4
DOX-0289	DAIHATSU	SIRION (05-)	1.0
	LEXUS	LS (06-17)	4.6
	TOYOTA	COROLLA (E12) (01-07)	1.6
DOX-0300	MAZDA	323 C IV (89-00)	1.3/1.6/1.8
		323 C IV (89-00)	1.6/1.8
		323 F IV (87-94)	1.6/1.8
		323 S IV (89-94)	1.3
		323 S IV (89-94)	1.3/1.6
DOX-0305	SUBARU	OUTBACK (00-03)	3.0
DOX-0306	SUBARU	FORESTER (97-02)	2.0
		IMPREZA (00-09)	2.0
DOX-0307	SUBARU	FORESTER (02-08)	2.0
		LEGACY III (98-03)	2.0/2.5
		LEGACY IV (03-09)	2.0
		OUTBACK (00-03)	2.5
DOX-0311	MITSUBISHI	SPACE RUNNER (99-02)	2.0/2.4
		SPACE WAGON (98-04)	2.4
DOX-0312	MITSUBISHI	GALANT VI (96-04)	2.0/2.4/2.5
		LANCER V (91-03)	1.6
		SPACE RUNNER (99-02)	2.0/2.4
		SPACE WAGON (98-04)	2.4
DOX-0313	MITSUBISHI	CARISMA (95-06)	1.3/1.6
		CARISMA (95-06)	1.6
		COLT V (95-03)	1.3/1.6
		GALANT VI (96-04)	2.5
		L 200 (96-07)	2.4
		PAJERO Pinin (99-07)	2.0
		SPACE STAR (98-04)	1.3
		SPACE STAR (98-04)	1.6/1.8
DOX-0314	MITSUBISHI	LANCER Evo I (92-93)	2.0
		LANCER Evo II (94-95)	2.0
		LANCER Evo III (95-96)	2.0
		LANCER Evo V (98)	2.0
		LANCER Evo VI (99-01)	2.0
		OUTLANDER I (03-06)	2.4
DOX-0315	MITSUBISHI	OUTLANDER I (03-06)	2.0
DOX-0316	MAZDA	MPV II (99-06)	2.0
DOX-0317	MAZDA	MX-5 I (90-98)	1.6/1.8
		MX-5 II (98-05)	1.6/1.8
DOX-0318	MAZDA	MPV II (99-06)	2.0/2.3
DOX-0319	MAZDA	323 C V (94-98)	1.8
		323 F V (94-98)	1.8
		323 S V (94-98)	1.8
		MPV II (99-06)	2.0/2.5
DOX-0320	MAZDA	MPV II (99-06)	2.5
DOX-0321	MAZDA	MX-5 II (98-05)	1.8
DOX-0322	MAZDA	MX-5 II (98-05)	1.8
DOX-0323	MAZDA	MX-5 II (98-05)	1.6
DOX-0324	MAZDA	MPV II (99-06)	3.0
DOX-0325	MAZDA	MPV II (99-06)	2.3
DOX-0326	FIAT	SEDICI (06-14)	1.6
	SUBARU	JUSTY III (03-)	1.3/1.5
	SUZUKI	IGNIS I (00-05)	1.5

Denso P/N	MAKE	MODEL	ENGINE CAPACITY
DOX-0326	SUZUKI	IGNIS II (03-)	1.3/1.5
continued		SWIFT III (05-)	1.3/1.5/1.6
		SWIFT IV (10-)	1.6
		SX4 (06-)	1.5
		SX4 (06-)	1.6
		WAGON R+ (00-)	1.3
DOX-0327	SUZUKI	Grand VITARA I (98-06)	1.6
		WAGON R+ (00-)	1.3
DOX-0328	SUZUKI	WAGON R+ (00-)	1.3
DOX-0329	SUZUKI	ALTO VI (02-08)	1.1
DOX-0330	MAZDA	RX 8 (03-12)	1.3
DOX-0331	MAZDA	3 (00-09)	1.3/1.6
DOX-0332	MAZDA	3 (00-09)	1.3/1.6
		3 (09-14)	1.6
DOX-0333	MAZDA	MPV II (99-06)	3.0
DOX-0334	MAZDA	MX-5 III (05-14)	1.8/2.0
DOX-0335	MITSUBISHI	GRANDIS (04-11)	2.4
		OUTLANDER I (03-06)	2.4
		PAJERO III (00-07)	3.5
DOX-0336	MITSUBISHI	PAJERO III (00-07)	3.5
		PAJERO Sport I (97-)	3.0
DOX-0337	MITSUBISHI	PAJERO Pinin (99-07)	1.8/2.0
DOX-0340	MITSUBISHI	GALANT VI (96-04)	2.0
DOX-0341	MITSUBISHI	COLT V (95-03)	1.3/1.6
		COLT V (95-03)	1.6
		GALANT VI (96-04)	2.5
		PAJERO Pinin (99-07)	1.8
DOX-0342	MITSUBISHI	GALANT VI (96-04)	2.5
DOX-0343	MITSUBISHI	PAJERO Sport I (97-)	3.0
DOX-0344	MITSUBISHI	COLT V (95-03)	1.3
		L 200 (96-07)	2.4
		PAJERO III (00-07)	3.5
		PAJERO Sport I (97-)	3.0
DOX-0345	MITSUBISHI	GALANT VI (96-04)	2.0/2.4
		SPACE RUNNER (99-02)	2.0
		SPACE RUNNER (99-02)	2.0/2.4
		SPACE WAGON (98-04)	2.0/2.4
		SPACE WAGON (98-04)	2.4
DOX-0346	MITSUBISHI	GALANT VI (96-04)	2.4
DOX-0347	MITSUBISHI	SPACE RUNNER (99-02)	2.0
		SPACE RUNNER (99-02)	2.0/2.4
		SPACE WAGON (98-04)	2.0/2.4
		SPACE WAGON (98-04)	2.4
DOX-0349	MITSUBISHI	GRANDIS (04-11)	2.4
		OUTLANDER I (03-06)	2.4
DOX-0350	SUZUKI	IGNIS I (00-05)	1.3
		JIMNY (98-)	1.3
DOX-0351	FIAT	SEDICI (06-14)	1.6
	SUBARU	JUSTY III (03-)	1.3/1.5
	SUZUKI	IGNIS I (00-05)	1.3/1.5
		IGNIS II (03-)	1.3/1.5
		LIANA (01-07)	1.3/1.6
		SWIFT III (05-)	1.3/1.5/1.6
		SWIFT IV (10-)	1.6
		SX4 (06-)	1.6
		WAGON R+ (00-)	1.3
DOX-0352	SUZUKI	BALENO (95-02)	1.3/1.6
		LIANA (01-07)	1.3/1.6
DOX-0353	SUZUKI	ALTO VI (02-08)	1.1
		CARRY (99-)	1.3
DOX-0354	SUZUKI	Grand VITARA I (98-06)	1.6/2.0
		Grand VITARA I (98-06)	2.7
		Grand VITARA II (05-)	2.7
		JIMNY (98-)	1.3
DOX-0357	SUBARU	FORESTER (97-02)	2.0
		FORESTER (02-08)	2.0/2.5
		IMPREZA (00-09)	2.0/2.5
		IMPREZA (11-)	2.5

Denso P/N	MAKE	MODEL	ENGINE CAPACITY
DOX-0357 continued	SUBARU	LEGACY IV (03-09)	2.0
		LEGACY IV (03-09)	2.0/2.5
		OUTBACK (00-03)	3.0
		OUTBACK (03-09)	2.5
DOX-0361	SUBARU	FORESTER (02-08)	2.0
		FORESTER (08-)	2.0
		IMPREZA (00-09)	2.0
		IMPREZA (07-)	1.5
		IMPREZA (07-)	1.5/2.0
		LEGACY IV (03-09)	2.0
DOX-0362	SUBARU	LEGACY IV (03-09)	2.5
		OUTBACK (03-09)	2.5
		SVX (92-97)	3.3
		LEGACY V (09-14)	2.0
DOX-0363	SUBARU	LEGACY IV (03-09)	3.0
		OUTBACK (03-09)	3.0
		TRIBECA (05-)	3.0/3.6
DOX-0364	SUBARU	FORESTER (02-08)	2.5
		FORESTER (08-)	2.5
		LEGACY IV (03-09)	2.5
DOX-0365	SUBARU	FORESTER (08-)	2.5
		IMPREZA (07-)	2.5
DOX-0366	SUBARU	LEGACY V (09-14)	2.5
		OUTBACK (09-)	2.5
DOX-0400	LAND ROVER	FREELANDER II (06-14)	3.2
	VOLVO	S40 II (04-12)	2.5
		S60 I (00-10)	2.4
		S80 I (98-08)	2.4
		V50 (04-12)	2.5
DOX-0401	VOLVO	S60 I (00-10)	2.4
		S80 II (06-16)	4.4
		V70 II (00-07)	2.4
		XC90 I (02-14)	4.4
DOX-0402	JAGUAR	XF (08-15)	3.0/5.0
		XF (08-15)	5.0
		XJ (09-)	5.0
		XK (06-14)	5.0
	LAND ROVER	DISCOVERY IV (09-18)	5.0
		RANGE ROVER Sport (05-13)	5.0
	VOLVO	S60 I (00-10)	2.4
		S80 I (98-08)	2.4
		V70 II (00-07)	2.4
		XC90 I (02-14)	3.2
DOX-0404	VOLVO	S40 II (04-12)	2.5
		S60 I (00-10)	2.4
		S80 I (98-08)	2.4
		V50 (04-12)	2.5
		V70 II (00-07)	2.4
DOX-0405	VOLVO	C30 (06-12)	2.4
		C70 II (06-13)	2.4
		S40 II (04-12)	2.4
		V50 (04-12)	2.4
DOX-0406	VOLVO	C30 (06-12)	2.4
		C70 II (06-13)	2.4
		S40 II (04-12)	2.4
		V50 (04-12)	2.4
		S60 II (10-18)	3.0
DOX-0408	VOLVO	S80 II (06-16)	3.0/3.2
		S80 II (06-16)	3.2
		V60 I (10-18)	3.0
		V70 III (07-)	3.0/3.2
		XC60 I (08-17)	3.0/3.2
		XC70 II (07-16)	3.0/3.2
DOX-0409	VOLVO	S60 II (10-18)	3.0
		V60 I (10-18)	3.0
		XC60 I (08-17)	3.0
DOX-0410	VOLVO	S60 I (00-10)	2.4
		V70 II (00-07)	2.4

Denso P/N	MAKE	MODEL	ENGINE CAPACITY
DOX-0411	LAND ROVER	DISCOVERY IV (09-18)	5.0
		RANGE ROVER Sport (05-13)	5.0
	VOLVO	S60 I (00-10)	2.4
		S80 I (98-08)	2.4
DOX-0412	VOLVO	V70 II (00-07)	2.4
		S60 I (00-10)	2.4
		S80 I (98-08)	2.4
DOX-0413	LAND ROVER	V70 II (00-07)	2.4
		RANGE ROVER III (02-12)	4.2/4.4
DOX-0414	LAND ROVER	DISCOVERY III (04-09)	4.4
DOX-0415	LAND ROVER	RANGE ROVER Sport (05-13)	4.2/4.4
		DISCOVERY III (04-09)	4.4
DOX-0416	LAND ROVER	RANGE ROVER Sport (05-13)	4.2/4.4
		DISCOVERY III (04-09)	4.4
DOX-0420	MITSUBISHI	RANGE ROVER Sport (05-13)	4.2/4.4
		CARISMA (95-06)	1.8
DOX-0421	MITSUBISHI	SPACE STAR (98-04)	1.8
		CARISMA (95-06)	1.6
		SPACE STAR (98-04)	1.3
DOX-0422	MITSUBISHI	SPACE STAR (98-04)	1.6/1.8
		CARISMA (95-06)	1.8
		LANCER VII (03-13)	2.0
		OUTLANDER I (03-06)	2.0
DOX-0426	JAGUAR	SPACE STAR (98-04)	1.8
		S-TYPE (99-08)	2.5/4.2
		S-TYPE (99-08)	3.0/4.0
		XF (08-15)	3.0
		XJ (03-09)	3.0/3.6/4.2
DOX-0427	JAGUAR	XK (06-14)	3.6/4.2/5.0
		XK (06-14)	5.0
		S-TYPE (99-08)	2.5/4.2
		S-TYPE (99-08)	3.0/4.0
		XF (08-15)	3.0/4.2
		XJ (03-09)	3.0/3.6/4.2
DOX-0428	JAGUAR	XK 8 (96-05)	4.2
		XK (06-14)	3.6/4.2/5.0
		XK (06-14)	5.0
		S-TYPE (99-08)	2.5/4.2
DOX-0429	JAGUAR	S-TYPE (99-08)	3.0/4.0
		S-TYPE (99-08)	3.0/4.0
		XJ (03-09)	3.0/3.6/4.2
DOX-0430	JAGUAR	XK 8 (96-05)	4.2
		XJ (97-03)	3.2/4.0
		XK 8 (96-05)	4.0
		X-TYPE (01-09)	2.1/2.5/3.0
DOX-0500	LEXUS	RX (98-03)	3.0
	TOYOTA	CAMRY (V2) (96-01)	3.0
		KLUGER / HIGHLANDER I	3.0
		RAV 4 I / FUNCRAUISER (94-00)	2.0
DOX-0501	LEXUS	RX (03-08)	3.0/3.3/3.5
	TOYOTA	CAMRY (V3) (01-06)	3.0
		KLUGER / HIGHLANDER I	3.0/3.3
		KLUGER / HIGHLANDER I	3.3
		PREVIA / ESTIMA III (05-)	3.5
		SIENNA (03-09)	3.3
SIENNA (03-09)	3.5		
DOX-0502	LEXUS	IS II (05-13)	2.2
DOX-0503	TOYOTA	LS (06-17)	4.6
		AURIS (E15) (06-12)	1.6/1.8
		AURIS (E18) (12-18)	1.6
		AVENSIS (08-18)	1.6/1.8/2.0
		COROLLA (E14, E15) (06-14)	1.6
		COROLLA (E18) (13-18)	1.6
DOX-0504	TOYOTA	ISIS (04-14)	2.0
		RAV 4 III (05-13)	2.0

Denso P/N	MAKE	MODEL	ENGINE CAPACITY	
DOX-0503 continued	TOYOTA	RAV 4 IV (12-)	2.0	
		VERSO (09-18)	1.6/1.8	
		YARIS (05-11)	1.8	
DOX-0504	LEXUS	IS II (05-13)	5.0	
		LS (06-17)	4.6	
		LX (07-)	5.7	
	OPEL	ASTRA J (09-)	1.7	
		MERIVA B (10-17)	1.7	
	TOYOTA	ALLION II (07-)	1.8	
		ISIS (04-14)	1.8	
		PREMIO (07-)	1.8	
	VAUXHALL	ASTRA VI (J) (09-15)	1.7	
		MERIVA II (B) (10-)	1.7	
DOX-0505	LEXUS	ES (06-12)	3.5	
		RX (03-08)	3.5	
		RX (08-15)	3.5	
	TOYOTA	CAMRY (V4) (06-11)	3.5	
		MATRIX (08-14)	2.4	
		PREVIA / ESTIMA III (05-)	2.4	
		RAV 4 III (05-13)	2.0/2.4/3.5	
DOX-0506	LEXUS	GS (05-11)	3.0/4.6	
		GX (09-)	4.6	
		IS C (09-15)	2.5	
		IS II (05-13)	2.5	
	TOYOTA	KLUGER / HIGHLANDER I	3.3	
		LAND CRUISER (J200) (07-)	4.7	
		LAND CRUISER / PRADO	4.0	
DOX-0507	TOYOTA	RAV 4 III (05-13)	2.2	
		RAV 4 IV (12-)	2.0	
		RAV 4 IV (12-)	2.2	
DOX-0508	TOYOTA	IQ (09-15)	1.0	
DOX-0510	DAIHATSU	CHARADE VI (11-)	1.3	
	LEXUS	IS II (05-13)	2.5	
	TOYOTA	AURIS (E15) (06-12)	1.3	
		COROLLA (E14, E15) (06-14)	1.3	
		URBAN CRUISER (07-16)	1.3	
DOX-0511	HONDA	YARIS (05-11)	1.3	
		CIVIC VIII Hatchback (05-)	1.8	
DOX-0512	HONDA	CIVIC VIII Saloon (05-)	1.6/1.8	
DOX-0513	HONDA	FR-V (04-)	2.0	
DOX-0514	HONDA	CR-V III (06-)	2.4	
		CR-V IV (12-)	2.4	
		CR-V V (16-)	2.4	
DOX-0516	HONDA	CIVIC VIII Hatchback (05-)	1.8	
		CIVIC VIII Saloon (05-)	1.6/1.8	
		CR-V III (06-)	2.0	
		FR-V (04-)	1.8	
DOX-0517	HONDA	ACCORD VIII (08-)	2.0	
DOX-0518	HONDA	S2000 (99-)	2.0	
DOX-0519	MAZDA	MX-5 III (05-14)	1.8/2.0	
DOX-0520	MAZDA	RX 8 (03-12)	1.3	
DOX-0521	SUZUKI	Grand VITARA II (05-)	1.6	
		Grand VITARA II (05-)	1.6/2.0	
DOX-0522	SUZUKI	SX4 (06-)	1.5	
DOX-0525	SUZUKI	Grand VITARA II (05-)	1.6	
DOX-0526	LAND ROVER	DISCOVERY III (04-09)	4.4	
		RANGE ROVER III (02-12)	4.2/4.4	
		RANGE ROVER Sport (05-13)	4.2/4.4	
DOX-0527	LAND ROVER	FREELANDER II (06-14)	3.2	
		VOLVO	S40 II (04-12)	2.5
			S80 II (06-16)	3.2
			V50 (04-12)	2.5
			V70 III (07-)	3.2
			XC60 I (08-17)	3.2
			XC70 II (07-16)	3.2
			XC90 I (02-14)	3.2
S40 II (04-12)	2.5			
S80 II (06-16)	4.4			

Denso P/N	MAKE	MODEL	ENGINE CAPACITY	
DOX-0527 continued	VOLVO	V50 (04-12)	2.5	
		XC90 I (02-14)	4.4	
DOX-0529	VOLVO	S60 II (10-18)	3.0	
		S80 II (06-16)	3.0	
		V60 I (10-18)	3.0	
		V70 III (07-)	3.0	
		XC60 I (08-17)	3.0	
		XC70 II (07-16)	3.0	
		DOX-0534	NISSAN	MICRA IV (K13) (10-)
DOX-0535	NISSAN	NOTE (E12) (13-)	1.2	
DOX-0536	VOLVO	S60 II (10-18)	2.0/2.5	
		S80 II (06-16)	2.0/2.5	
		S80 II (06-16)	2.5	
		S90 II (16-)	2.0	
		V40 (12-)	2.0	
		V40 (12-)	2.0/2.5	
		V60 I (10-18)	1.5/2.0/2.5	
		V70 III (07-)	2.0	
		V70 III (07-)	2.5	
		V90 II (16-)	2.0	
		XC60 I (08-17)	2.0/2.5	
		XC60 II (17-)	2.0	
		XC70 II (07-16)	2.0/2.5	
		XC90 II (14-)	2.0	
DOX-0537	VOLVO	S60 II (10-18)	2.0	
		S80 II (06-16)	2.0	
		S90 II (16-)	2.0	
		V40 (12-)	2.0	
		V60 I (10-18)	2.0	
		V70 III (07-)	2.0	
		V90 II (16-)	2.0	
		XC60 I (08-17)	2.0	
		XC60 II (17-)	2.0	
		XC70 II (07-16)	2.0	
XC90 II (14-)	2.0			
DOX-0538	SUBARU	FORESTER (02-08)	2.0/2.5	
		FORESTER (08-)	2.5	
		IMPREZA (00-09)	2.5	
		IMPREZA (07-)	2.5	
DOX-0539	HONDA	CIVIC VIII Hatchback (05-)	1.4	
DOX-0541	MAZDA	5 (05-10)	2.0	
		6 (02-07)	2.0	
		6 (07-13)	2.0	
		6 (07-13)	2.2	
DOX-0542	LEXUS	GS (05-11)	3.0	
		TOYOTA	CROWN (03-08)	3.0
		MARK X I (04-09)	3.0	
DOX-0547	TOYOTA	AURIS (E15) (06-12)	1.6	
		COROLLA (E14, E15) (06-14)	1.6	
DOX-0549	LEXUS	GS (93-97)	3.0	
		TOYOTA	ALPHARD I (03-08)	3.0
		AVENSIS (97-03)	2.0	
		CAMRY (V2) (96-01)	3.0	
		CARINA E (92-97)	2.0	
		PICNIC (96-01)	2.0	
		RAV 4 I / FUNCRAISER (94-00)	2.0	
		RAV 4 III (05-13)	2.0/2.4	
		STARLET (P9) (96-99)	1.3	
		WINDOM (01-06)	3.0	
DOX-0550	TOYOTA	AVALON (X2) (99-05)	3.0	
		PASEO (95-99)	1.5	
DOX-0552	LEXUS	IS I (99-05)	2.0	
		LS (94-00)	4.0	
		TOYOTA	CAMRY (V2) (96-01)	3.0
DOX-0552	LEXUS	CELSIOR (93-00)	4.0	
		GS (97-05)	3.0	
		IS I (99-05)	3.0	
DOX-0552	TOYOTA	ARISTO (97-04)	3.0	

Denso P/N	MAKE	MODEL	ENGINE CAPACITY
DOX-0556	NISSAN	NAVARA (D40) (05-)	2.5
DOX-0557	INFINITI	FX (08-)	3.5
		G (07-)	3.7
		Q70 (Y51) (13-)	3.5/3.7
		QX50 I (13-)	3.7
		QX70 (13-)	3.7
	NISSAN	370 Z (09-)	3.7
		MICRA IV (K13) (10-)	1.2
		MURANO II (07-14)	3.5
		NOTE (E12) (13-)	1.2
		PATHFINDER IV (12-)	3.5
		QASHQAI I (+2) (07-13)	2.0
		TEANA II (08-13)	2.5/3.5
DOX-0558	MAZDA	2 (07-15)	1.3/1.5
DOX-0559	NISSAN	JUKE (10-)	1.6
		MICRA IV (K13) (10-)	1.2
		MURANO II (07-14)	3.5
		MURANO III (14-)	2.5
		TEANA II (08-13)	2.5/3.5
DOX-0560	MAZDA	MX-5 III (05-14)	1.8/2.0
DOX-0561	HONDA	ACCORD VIII (08-)	2.4
DOX-0562	HONDA	INSIGHT (09-)	1.3
DOX-0563	LAND ROVER	DISCOVERY IV (09-18)	5.0
		RANGE ROVER Sport (05-13)	5.0
DOX-0564	HONDA	HR-V (14-)	1.5
DOX-0566	LEXUS	CT (10-)	1.8
		GS (12-)	2.5
		IS III (13-)	2.5
		NX (14-)	2.0
	TOYOTA	AURIS (E15) (06-12)	1.6
		AURIS (E18) (12-18)	1.6/1.8
		AVENSIS (08-18)	1.6/1.8
		AVENSIS (08-18)	2.0
		COROLLA (E14, E15) (06-14)	1.6
		COROLLA (E18) (13-18)	1.6/1.8
		HARRIER (13-)	2.0
		PRIUS (W3) (09-)	1.8
		PRIUS Plus (W4) (11-)	1.8
		RAV 4 IV (12-)	2.0
		VERSO (09-18)	1.6/1.8
DOX-0567	TOYOTA	YARIS (10-)	1.5
DOX-0568	NISSAN	JUKE (10-)	1.6
DOX-0569	LEXUS	RX (08-15)	3.5
	TOYOTA	KLUGER / HIGHLANDER III	3.5
		PREVIA / ESTIMA III (05-)	3.5
		RAV 4 IV (12-)	2.5
DOX-0570	SUBARU	BRZ (12-)	2.0
	TOYOTA	GT 86 (12-)	2.0
DOX-0571	LEXUS	ES (12-18)	2.0
		NX (14-)	2.5
	TOYOTA	CAMRY (V5) (11-)	2.0
		CAMRY (V7) (17-)	2.5
		RAV 4 IV (12-)	2.5
DOX-0572	NISSAN	JUKE (10-)	1.6
		PULSAR (C13) (12-)	1.6
		QASHQAI II (13-)	1.6
		X-TRAIL (T32) (13-)	1.6
DOX-0573	LEXUS	RX (15-)	3.5
DOX-0574	CITROËN	C-CROSSER (07-)	2.0
		C-CROSSER (07-)	2.4
	MITSUBISHI	ASX (10-)	1.6/1.8/2.0
		ASX (10-)	2.0
		ECLIPSE Cross (17-)	1.5
		LANCER Evo X (07-15)	2.0
		LANCER VIII (07-)	1.6
		LANCER VIII (07-)	1.8
		LANCER VIII (07-)	2.0
		OUTLANDER II (06-12)	2.0

Denso P/N	MAKE	MODEL	ENGINE CAPACITY
DOX-0574 continued	MITSUBISHI	OUTLANDER III (12-)	2.0/2.4
	PEUGEOT	4007 (07-13)	2.0
		4007 (07-13)	2.4
		4008 (12-)	2.0
DOX-0575	HONDA	CIVIC VI (94-01)	1.6
		CRX III (92-98)	1.6
		PRELUDE IV (92-96)	2.3
DOX-0576	MITSUBISHI	ASX (10-)	1.6
		LANCER VIII (07-)	1.6
DOX-0590	DACIA	DOKKER (12-)	1.2
		DUSTER (17-)	1.2
		DUSTER (10-)	1.2
		LODGY (12-)	1.2
	NISSAN	JUKE (10-)	1.5
		NV200 (10-)	1.5
		PULSAR (C13) (12-)	1.2/1.5
		QASHQAI II (13-)	1.2/1.5
	RENAULT	CAPTUR I (13-)	1.2
		CLIO IV (12-)	1.2/1.6
		KADJAR (15-)	1.2
		MEGANE IV (15-)	1.2
		SCÉNIC III (09-)	1.2
		SCÉNIC III (09-)	1.4
DOX-0591	TOYOTA	AURIS (E18) (12-18)	1.3
		COROLLA (E18) (13-18)	1.3
		LAND CRUISER (J200) (07-)	4.6
		RACTIS (10-)	1.3
		VERSO S (10-16)	1.3
		YARIS (10-)	1.3
		YARIS (16-)	1.3
DOX-0592	OPEL	ASTRA H (04-14)	1.7
	VAUXHALL	ASTRA V (H) (04-10)	1.7
DOX-0593	HONDA	CIVIC VIII Hatchback (05-)	2.0
DOX-0594	VOLVO	S90 II (16-)	2.0
		V90 II (16-)	2.0
		XC60 II (17-)	2.0
		XC90 II (14-)	2.0
DOX-0595	LEXUS	GS (12-)	5.0
		NX (14-)	2.0
		RC (14-)	5.0
		RX (15-)	2.0
	TOYOTA	HILUX IV (15-)	2.4/2.8
		LAND CRUISER / PRADO	2.8
		YARIS (10-)	1.5
DOX-0596	NISSAN	NAVARA (D40) (05-)	2.5
		PATHFINDER III (05-)	2.5
DOX-0597	VOLVO	S90 II (16-)	2.0
		V40 (12-)	2.0
		V60 II (18-)	2.0
		V90 II (16-)	2.0
		XC40 (17-)	2.0
		XC60 II (17-)	2.0
		XC90 II (14-)	2.0
DOX-0598	MAZDA	2 (14-)	1.5
		3 (13-)	1.5
		CX-3 (15-)	1.5
DOX-0599	NISSAN	NAVARA (D23) (14-)	2.3
	RENAULT	MASTER III (10-)	2.3
DOX-0602	SUBARU	IMPREZA (07-)	2.5
DOX-0603	INFINITI	G (07-)	3.7
	NISSAN	MURANO II (07-14)	3.5
		TEANA II (08-13)	2.5/3.5
	RENAULT	ESPACE V (15-)	1.6
		MEGANE IV (15-)	1.6
		TALISMAN (15-)	1.6
DOX-0609	JAGUAR	XF (08-15)	5.0
		XJ (09-)	5.0
		XK (06-14)	5.0

Denso P/N	MAKE	MODEL	ENGINE CAPACITY		
DOX-0610	INFINITI	Q70 (Y51) (13-)	3.5		
		QX80 (13-)	5.6		
	NISSAN	MURANO III (14-)	3.5		
		PATROL III (10-)	5.6		
DOX-0611	LEXUS	ES (12-18)	2.5/3.5		
		RX (08-15)	2.7/3.5		
		RX (08-15)	3.5		
	TOYOTA	CAMRY (V5) (11-)	2.5		
		CAMRY (V5) (11-)	3.5		
		KLUGER / HIGHLANDER III	3.5		
DOX-0613	SUBARU	FORESTER (13-)	2.0		
		XV (17-)	2.0		
		XV (12-)	2.0		
DOX-0614	TOYOTA	AURIS (E15) (06-12)	1.5		
		AURIS (E15) (06-12)	1.8		
		NOAH / VOXY (07-13)	2.0		
		PRIUS (W3) (09-)	1.8		
		PROBOX / SUCCEED (02-14)	1.3/1.5		
DOX-0615	INFINITI	EX (07-)	3.5/3.7		
		FX (08-)	3.7		
		G (07-)	3.7		
		M (10-)	3.7		
		M35 (05-)	3.5		
		M37 (10-)	3.7		
		Q70 (Y51) (13-)	3.7		
		370 Z (09-)	3.7		
		NISSAN	370 Z (09-)	3.7	
	DOX-0618	HONDA	HR-V (99-)	1.6	
PRELUDE V (96-00)			2.0		
DOX-0619	DAIHATSU	CUORE VI (03-)	1.0		
		TREVIS (06-)	1.0		
	SUBARU	FORESTER (08-)	2.5		
		IMPREZA (07-)	2.5		
		LEGACY IV (03-09)	3.0		
DOX-0620	HONDA	CR-V I (95-02)	2.0		
		DOX-0621	LEXUS	GS (12-)	5.0
		LC (16-)	5.0		
DOX-0622	LEXUS	LX (07-)	5.7		
		RC (14-)	5.0		
		TOYOTA	CT (10-)	1.8	
			AURIS (E15) (06-12)	1.8	
DOX-0623	SUBARU	AURIS (E18) (12-18)	1.8		
		KLUGER / HIGHLANDER III	3.5		
		PRIUS (W3) (09-)	1.8		
		PRIUS Plus (W4) (11-)	1.8		
		SIENNA (10-)	3.5		
		FORESTER (08-)	2.0		
DOX-0624	MAZDA	FORESTER (08-)	2.5		
		IMPREZA (11-)	1.6		
		IMPREZA (11-)	1.6/2.0		
		XV (12-)	1.6		
		3 (13-)	1.5/1.6/2.0		
DOX-0625	SUZUKI	6 (12-)	2.0/2.5		
		Grand VITARA II (05-)	1.6/2.0		
		Grand VITARA II (05-)	1.6/2.4		
DOX-0626	TOYOTA	SX4 (06-)	2.0		
		CAMRY (V4) (06-11)	2.4		
		CAMRY (V5) (11-)	2.0		
DOX-0627	LEXUS	RAV 4 III (05-13)	3.5		
		TOYOTA	NX (14-)	2.0	
			HARRIER (13-)	2.0	
			RAV 4 III (05-13)	2.0	
DOX-0628	SUBARU	RAV 4 IV (12-)	2.0		
		LEGACY IV (03-09)	2.0		
		DOX-0629	MAZDA	6 (07-13)	2.2
DOX-0630	NISSAN	CUBE (10-)	1.6		

Denso P/N	MAKE	MODEL	ENGINE CAPACITY		
DOX-0631	RENAULT	ESPACE V (15-)	1.6		
		MEGANE IV (15-)	1.6		
		TALISMAN (15-)	1.6		
DOX-0635	SUBARU	FORESTER (02-08)	2.5		
		FORESTER (08-)	2.5		
		LEGACY IV (03-09)	2.5		
		LEGACY V (09-14)	2.5		
DOX-0636	MITSUBISHI	ASX (10-)	1.8		
		ASX (10-)	2.0		
		LANCER VIII (07-)	1.8		
		OUTLANDER II (06-12)	2.0		
DOX-0637	LAND ROVER	DISCOVERY III (04-09)	4.0		
		DISCOVERY IV (09-18)	3.0		
		DISCOVERY IV (09-18)	4.0		
DOX-0638	LEXUS	ES (12-18)	3.5		
		GX (09-)	4.6		
		LS (06-17)	4.6/5.0		
		LX (07-)	5.7		
	TOYOTA	CAMRY (V4) (06-11)	3.5		
		CAMRY (V5) (11-)	3.5		
		LAND CRUISER (J200) (07-)	4.6		
DOX-0639	TOYOTA	LAND CRUISER (J200) (07-)	4.7		
		LAND CRUISER / PRADO	4.0		
		DOX-0642	VOLVO	C-HR (16-)	1.2/1.8
DOX-0643	VOLVO	S90 II (16-)	2.0		
		V40 (12-)	2.0		
		V60 II (18-)	2.0		
		V90 II (16-)	2.0		
		XC40 (17-)	2.0		
		XC60 II (17-)	2.0		
DOX-0644	VOLVO	XC90 II (14-)	2.0		
		S60 III (19-)	2.0		
DOX-0646	SUZUKI	DOX-0644	LEXUS	RX (08-15)	3.5
		TOYOTA	AURIS (E15) (06-12)	1.6	
			AURIS (E18) (12-18)	1.6	
			AVENSIS (08-18)	1.6/1.8/2.0	
			COROLLA (E14, E15) (06-14)	1.6	
DOX-1000	DAEWOO	COROLLA (E18) (13-18)	1.6/1.8		
		VERSO (09-18)	1.6/1.8		
DOX-1000	DAEWOO	Grand VITARA II (05-)	2.4		
		ARANOS (95-97)	1.8		
		ESPERO (91-99)	1.5/1.8/2.0		
		LANOS (97-)	1.3/1.5/1.6		
		LEGANZA (97-04)	2.0		
		NEXIA (95-08)	1.5		
		NUBIRA (97-)	1.6		
		NUBIRA (97-)	2.0		
		OPEL	ASCONA C (81-88)	1.6	
			ASTRA F (91-01)	1.4/1.6	
	ASTRA F (91-01)		1.4/1.6/1.8		
	ASTRA F CLASSIC (98-05)		1.4/1.6		
	ASTRA G (98-09)		1.6		
	CAMPO (87-01)		2.3		
	COMBO B (94-01)		1.4		
	COMBO E (18-)		1.2		
	CORSA A (82-93)		1.2/1.4/1.6		
	CORSA A (82-93)		1.3		
	DOX-1000	OPEL	CORSA A (82-93)	1.3/1.6	
			CORSA B (93-02)	1.2/1.4/1.6	
CORSA B (93-02)			1.4		
KADETT E (84-94)			1.3		
KADETT E (84-94)			1.3/1.6/1.8		
KADETT E (84-94)			1.4		
TIGRA (94-00)			1.4		
TIGRA (94-00)			1.6		
VECTRA A (88-95)			1.6		
VECTRA A (88-95)			1.8		
VECTRA B (95-03)	1.6				



Denso P/N	MAKE	MODEL	ENGINE CAPACITY		
DOX-1000 continued	SUBARU	JUSTY II (95-03)	1.3		
		SUZUKI	SWIFT II (89-05)	1.0	
	SWIFT II (89-05)		1.0/1.3		
	SWIFT II (89-05)		1.0/1.3/1.6		
	SWIFT II (89-05)		1.3		
	VAUXHALL	ASTRA II (84-94)	1.4/1.6		
		ASTRA III (F) (91-01)	1.4/1.6/1.8		
		ASTRA III (F) (91-01)	1.6		
		ASTRA IV (G) (98-06)	1.6		
		CAVALIER III (88-95)	1.6/1.8		
		CAVALIER III (88-95)	1.8		
		COMBO I (B) (94-01)	1.4		
		CORSA I (B) (93-00)	1.2/1.4/1.6		
		NOVA (82-94)	1.2		
		NOVA (82-94)	1.4/1.6		
		TIGRA (94-00)	1.4/1.6		
	VECTRA I (B) (95-03)	1.6			
DOX-1003	MITSUBISHI	COLT III (88-92)	1.3		
		GALANT IV (87-92)	1.8		
		L 300 (86-06)	2.4		
		LANCER III (83-92)	1.8		
		LANCER IV (88-94)	1.8		
DOX-1004	HONDA	CIVIC IV (87-95)	1.3/1.4/1.5/1.6		
		CONCERTO (89-96)	1.5/1.6		
		CRX II (87-92)	1.6		
		LEGEND I (86-90)	2.7		
		PRELUDE III (86-92)	2.0		
	ROVER	200 (XW) (89-99)	1.6		
		400 (90-98)	1.6		
DOX-1005	KIA	PRIDE (90-01)	1.3		
		SEPHIA (93-97)	1.6		
		DOX-1006	AUDI	80 (89, 8A, B3) (86-91)	1.6/1.8
				80 (8C, B4) (91-96)	1.6
100 (43, C2) (76-83)	2.1				
100 (44, C3) (82-91)	1.8				
RENAULT	100 (44, C3) (82-91)		2.0		
	19 II (92-01)		1.7		
	21 (86-95)		2.2		
DOX-1008	NISSAN	25 (84-93)	2.2		
		25 (84-93)	2.8		
		ESPACE I (84-92)	2.2		
		RAPID (85-98)	1.4		
		SUPER 5 (84-96)	1.4		
		SEAT	TOLEDO I (1L) (91-99)	1.6/1.8	
		SUBARU	JUSTY I (84-95)	1.0	
		VW	CADDY I (14) (82-92)	1.8	
			GOLF I (17, 155) (74-93)	1.6/1.8	
			GOLF I (17, 155) (74-93)	1.8	
GOLF II (19, 1G) (83-92)	1.6				
GOLF II (19, 1G) (83-92)	1.8				
JETTA II (19, 1G) (84-92)	1.6/1.8				
PASSAT (3A2, 35I) (88-97)	1.6				
PASSAT (3A2, 35I) (88-97)	1.8				
PASSAT (32B) (80-91)	1.8/2.2				
SCIROCCO (53B) (80-92)	1.8				
DOX-1008	NISSAN		100 NX (90-94)	1.6	
		BLUEBIRD (83-90)	2.0		
		BLUEBIRD (85-92)	1.8/2.0		
		BLUEBIRD (85-92)	2.0		
		MICRA I (K10) (82-92)	1.0		
		MICRA I (K10) (82-92)	1.2		
		PRAIRIE Pro (M11) (88-94)	2.0		
		PRAIRIE Pro (M11) (88-94)	2.4		
		PRIMERA (P10) (90-98)	1.6		
		SUNNY II (86-91)	1.4		
		SUNNY II (86-91)	1.6/1.8		

Denso P/N	MAKE	MODEL	ENGINE CAPACITY
DOX-1008 continued	NISSAN	SUNNY III (90-00)	1.4/1.6
		TERRANO I (87-96)	2.4
		VANETTE (C22) (86-95)	2.4
DOX-1016	MITSUBISHI	SPACE RUNNER (91-99)	1.8
		SPACE WAGON (91-98)	1.8
DOX-1023	VW	GOLF II (19, 1G) (83-92)	1.8
		TRANSPORTER IV (70X, 7D)	2.0/2.5
		TRANSPORTER IV (70X, 7D)	2.5
DOX-1024	SUZUKI	VITARA (88-99)	1.6
DOX-1025	SEAT	CORDOBA (6K1) (93-99)	1.6
		CORDOBA (6K1) (93-99)	1.8
		IBIZA II (6K1) (93-99)	1.8
		TOLEDO I (1L) (91-99)	1.8/2.0
	VW	CORRADO (53I) (88-95)	1.8
		CORRADO (53I) (88-95)	2.0
		GOLF I (17, 155) (74-93)	1.8
		GOLF II (19, 1G) (83-92)	1.8
		GOLF III (1H, 1E) (91-99)	1.8
		PASSAT (3A2, 35I) (88-97)	1.8/2.0
		VENTO (1H2) (91-98)	1.8
DOX-1031	MAZDA	323 C V (94-98)	1.5
		323 F V (94-98)	1.5
		323 S V (94-98)	1.5
DOX-1053	CHRYSLER	MX-3 (91-98)	1.6
		VOYAGER III (95-01)	2.0/2.4
DOX-1055	CHRYSLER	NEON II (99-06)	2.0
DOX-1056	CHRYSLER	PT CRUISER (00-10)	2.0/2.4
DOX-1060	CHRYSLER	VOYAGER IV (00-08)	2.4/3.3/3.8
DOX-1060	MITSUBISHI	COLT IV (92-96)	1.3
DOX-1061	MITSUBISHI	LANCER V (91-03)	1.3
DOX-1061	CHRYSLER	VOYAGER IV (00-08)	2.4
DOX-1063	SUZUKI	BALENO (95-02)	1.8
DOX-1063	SUZUKI	VITARA (88-99)	2.0
DOX-1064	SUZUKI	Grand VITARA I (98-06)	2.5
DOX-1064	SUZUKI	WAGON R+ (98-00)	1.0/1.2
DOX-1068	SUBARU	JUSTY II (95-03)	1.3
		SUZUKI	CARRY (99-)
	Grand VITARA I (98-06)		2.0
	JIMNY (98-)		1.3
	DOX-1070	SUZUKI	SWIFT II (89-05)
SWIFT II (89-05)			1.3
ALTO IV (93-98)			1.0
DOX-1070	SUZUKI	ALTO V (00-02)	1.0
		VITARA (88-99)	1.6
		X-90 (95-97)	1.6
		DOX-1076	CHRYSLER
DOX-1076	CHRYSLER	NEON II (99-06)	1.6
		NEON II (99-06)	2.0
		SEBRING (01-07)	2.0/2.4/2.7
		STRATUS (95-01)	2.0/2.4
		DOX-1077	SUZUKI
DOX-1077	SUZUKI	VITARA (88-99)	2.5
DOX-1087	SUZUKI	BALENO (95-02)	1.8
DOX-1087	SUZUKI	Grand VITARA I (98-06)	2.5
DOX-1087	SUZUKI	VITARA (88-99)	2.5
DOX-1093	MERCEDES-BENZ	E-CLASS (210) (95-03)	2.0
DOX-1093	MERCEDES-BENZ	SLK (R170) (96-04)	2.0/2.3
DOX-1097	MERCEDES-BENZ	S-CLASS (W220) (98-05)	2.8/3.2/4.3/5.0
		S-CLASS Coupe (C140)	4.2
		S-CLASS Coupe (C215)	5.0
		SL (R129) (89-01)	3.2
DOX-1098	MERCEDES-BENZ	C-CLASS (202) (93-01)	2.8/3.6
		M-CLASS (W163) (98-05)	3.2/4.3
		M-CLASS (W163) (98-05)	5.4
		S-CLASS Coupe (C140)	6.0
		SL (R129) (89-01)	6.0/7.3
DOX-1099	BMW	5 (E39) (95-04)	2.2/2.5/3.0
DOX-1099	BMW	5 (E60, E61) (03-10)	2.2

Denso P/N	MAKE	MODEL	ENGINE CAPACITY
DOX-1099 continued	BMW	7 (E65, E66) (01-08)	3.0
		Z3 (E36) (95-03)	3.0
	MERCEDES-BENZ	C-CLASS (202) (93-01)	2.4/2.8/4.3
CLK (208) (97-02)		3.2/4.3/5.4	
DOX-1100	MERCEDES-BENZ	E-CLASS (210) (95-03)	2.4/2.8/3.2/4.3
		M-CLASS (W163) (98-05)	3.2/4.3
		M-CLASS (W163) (98-05)	5.4
		S-CLASS (W140) (91-98)	2.8/3.2
		S-CLASS (W220) (98-05)	2.8/3.2/4.3/5.0
		S-CLASS Coupe (C215)	5.0
		SL (R129) (89-01)	2.8/3.2
DOX-1102	MERCEDES-BENZ	E-CLASS (210) (95-03)	2.8/3.2
DOX-1103	MERCEDES-BENZ	C-CLASS (202) (93-01)	2.4/2.8/4.3
		CLK (208) (97-02)	3.2/4.3/5.4
DOX-1104	MERCEDES-BENZ	C-CLASS (202) (93-01)	2.4/2.8/4.3
DOX-1105	MERCEDES-BENZ	CLK (208) (97-02)	3.2/4.3/5.4
		C-CLASS (202) (93-01)	2.4/2.8/4.3
		C-CLASS (202) (93-01)	2.6
		CLK (208) (97-02)	3.2/4.3/5.4
		E-CLASS (210) (95-03)	4/2.8/3.2/4.3
		E-CLASS (210) (95-03)	4.2/5.0
		SL (R129) (89-01)	2.8/3.2
		V-CLASS (638/2) (96-03)	2.0/2.8
		VITO (638) (96-03)	2.0
		DOX-1108	SUZUKI
Grand VITARA I (98-06)	2.7		
Grand VITARA II (05-)	2.7		
DOX-1157	CHRYSLER	NEON II (99-06)	2.0
DOX-1160	MITSUBISHI	3000 GT (89-99)	3.0
		OUTLANDER II (06-12)	3.0
		OUTLANDER III (12-)	3.0
		PAJERO II (90-00)	3.0
		PAJERO II (90-00)	3.0/3.5
DOX-1161	MITSUBISHI	3000 GT (89-99)	3.0
		L 200 (96-07)	2.4
		PAJERO II (90-00)	3.0
		PAJERO IV (06-)	3.8
DOX-1163	MITSUBISHI	COLT IV (92-96)	1.6/1.8
		ECLIPSE II (94-99)	2.0
		GALANT V (92-96)	1.8/2.0
		LANCER IV (88-94)	1.6/1.8
		LANCER V (91-03)	1.6
		LANCER V (91-03)	1.6/1.8
		SPACE RUNNER (91-99)	1.8
		SPACE WAGON (91-98)	2.0/2.4
DOX-1167	MITSUBISHI	COLT III (88-92)	1.6
		COLT III (88-92)	1.8
		ECLIPSE I (89-95)	2.0
		ECLIPSE II (94-99)	2.0
		GALANT IV (87-92)	2.0
DOX-1169	SUBARU	JUSTY II (95-03)	1.3
	SUZUKI	SWIFT II (89-05)	1.0
DOX-1170	MITSUBISHI	SWIFT II (89-05)	1.3
		OUTLANDER II (06-12)	3.0
		OUTLANDER III (12-)	3.0
DOX-1171	AUDI	PAJERO II (90-00)	3.5
		PAJERO IV (06-)	3.8
	SEAT	A6 (4A, C4) (94-97)	1.8
		A8 (4D) (94-02)	3.7/4.2
DOX-1177	SEAT	CORDOBA (6K1) (93-99)	1.0/1.4/1.6
		IBIZA II (6K1) (93-99)	1.0/1.4/1.6
		INCA (6K9) (95-03)	1.4/1.6
		IBIZA II (6K1) (93-99)	1.0/1.4/1.6
	VW	CADDY II (9K, 9U) (95-04)	1.4
		CADDY II (9K, 9U) (95-04)	1.6
		GOLF III (1H, 1E) (91-99)	1.4/1.6/2.8
		PASSAT (3A2, 35I) (88-97)	2.8
DOX-1178	VW	POLO (6N1) (94-99)	1.4
		POLO Classic (6KV) (95-02)	1.4

Denso P/N	MAKE	MODEL	ENGINE CAPACITY		
DOX-1171 continued	VW	POLO Classic (6KV) (95-02)	1.4/1.6		
		POLO Variant (6V5) (97-01)	1.4/1.6		
		SHARAN (7M) (95-10)	2.8		
		TRANSPORTER IV (70X, 7D)	2.8		
		VENTO (1H2) (91-98)	1.4/1.6/2.8		
DOX-1172	SEAT	CORDOBA (6K1) (93-99)	1.4/1.6/1.8/2.0		
		IBIZA II (6K1) (93-99)	1.0/1.3/1.8/2.0		
		IBIZA II (6K1) (93-99)	1.4/1.6		
		TOLEDO I (1L) (91-99)	2.0		
	SKODA	FAVORIT (78) (89-97)	1.3		
		FELICIA I (6U) (94-98)	1.3		
	VW	CORRADO (53I) (88-95)	2.0/2.9		
		GOLF III (1H, 1E) (91-99)	1.4/1.6/2.0/2.8		
		PASSAT (3A2, 35I) (88-97)	2.0/2.8		
		POLO Classic (6KV) (95-02)	1.8		
DOX-1173	AUDI	VENTO (1H2) (91-98)	1.4/1.6/2.0/2.8		
		A3 (8L) (96-03)	1.8		
		A4 (8D, B5) (94-01)	1.8		
	VW	A6 (4B, C5) (97-05)	1.8		
		GOLF III (1H, 1E) (91-99)	2.8		
		PASSAT (3B2, 3B5) (96-01)	1.8		
		PASSAT (3B2, 3B5) (96-01)	2.3		
		TRANSPORTER IV (70X, 7D)	2.8		
		VENTO (1H2) (91-98)	2.8		
		DOX-1174	BMW	VITO (638) (96-03)	2.0
DOX-1174	BMW	3 (E36) (90-00)	1.9		
		3 (E46) (98-06)	1.6/2.2/2.5/3.0		
		3 (E46) (98-06)	1.9/2.0/2.5/2.8		
		5 (E39) (95-04)	0/2.5/2.8/3.5		
		5 (E39) (95-04)	2.2/2.5/3.0		
		5 (E60, E61) (03-10)	2.5/3.0		
		7 (E38) (94-01)	2.8/4.4/5.4		
		7 (E38) (94-01)	3.5		
		7 (E65, E66) (01-08)	3.0		
		8 (E31) (90-99)	4.4/5.4		
		X3 (E83) (04-11)	2.5/3.0		
		X5 (E53) (00-06)	3.0/4.4/4.6		
		Z3 (E36) (95-03)	1.9/2.0/2.8		
		Z3 (E36) (95-03)	2.2/3.0		
		Z4 (E85, E86) (03-09)	2.2/2.5/3.0		
		Z8 (E52) (00-03)	4.9		
		LAND ROVER	RANGE ROVER III (02-12)	4.4	
		DOX-1175	BMW	3 (E36) (90-00)	1.9
				3 (E46) (98-06)	1.6/2.2/2.5/3.0
				3 (E46) (98-06)	1.9/2.0/2.5/2.8
5 (E39) (95-04)	2.0/2.5/2.8				
5 (E39) (95-04)	2.2/2.5/3.0				
5 (E60, E61) (03-10)	2.2/2.5/3.0				
7 (E38) (94-01)	2.8				
7 (E65, E66) (01-08)	3.0				
X3 (E83) (04-11)	2.5/3.0				
X5 (E53) (00-06)	3.0/4.4/4.6				
DOX-1176	KIA	Z3 (E36) (95-03)	2.0/2.8		
		Z3 (E36) (95-03)	2.2/3.0		
		Z4 (E85, E86) (03-09)	2.2/2.5/3.0		
		Z4 (E85, E86) (03-09)	2.2/2.5/3.0		
DOX-1176	KIA	LAND ROVER	RANGE ROVER III (02-12)		
		CARENS I (00-02)	1.8		
		RETONA (99-01)	2.0		
		SHUMA II (01-04)	1.8		
DOX-1177	KIA	SPORTAGE I (94-04)	2.0		
		SHUMA II (01-04)	1.8		
DOX-1183	MERCEDES-BENZ	SPRINTER 2-t (901, 902)	2.3		
		SPRINTER 3-t (903) (95-06)	2.3		
		SPRINTER 4-t (904) (96-06)	2.3		
		V-CLASS (638/2) (96-03)	2.0/2.3/2.8		
		VITO (638) (96-03)	2.0/2.3		
DOX-1196	JAGUAR	XJ (94-97)	4.0		
		XJ (97-03)	3.2/4.0		

Denso P/N	MAKE	MODEL	ENGINE CAPACITY	
DOX-1196 continued	JAGUAR	XK 8 (96-05)	4.0	
		X-TYPE (01-09)	2.1/2.5/3.0	
DOX-1200	FORD	GALAXY III (15-)	1.5/2.0	
		MONDEO V (14-)	1.5	
		S-MAX (15-)	1.5/2.0	
DOX-1310	RENAULT	19 I (88-92)	1.4/1.7	
		19 II (92-01)	1.4/1.7	
		19 II (92-01)	1.7	
DOX-1311	VW	CORRADO (53I) (88-95)	1.8	
		GOLF II (19, 1G) (83-92)	1.3/1.8	
		JETTA II (19, 1G) (84-92)	1.3	
		JETTA II (19, 1G) (84-92)	1.3/1.8	
		LT 40-55 I (75-96)	2.4	
		PASSAT (3A2, 35I) (88-97)	1.8	
		POLO (86C, 80) (81-94)	1.3	
DOX-1314	MERCEDES-BENZ	C-CLASS (202) (93-01)	1.8/2.0/2.3	
		C-CLASS (202) (93-01)	2.3	
		CLK (208) (97-02)	2.0	
		E-CLASS (210) (95-03)	2.3	
		M-CLASS (W163) (98-05)	2.3	
		SLK (R170) (96-04)	2.0/2.3	
DOX-1317	BMW	3 (E36) (90-00)	1.8/2.0/2.5	
DOX-1318	BMW	3 (E36) (90-00)	1.6	
		3 (E36) (90-00)	1.8	
		8 (E31) (90-99)	4.0	
		Z3 (E36) (95-03)	1.8	
DOX-1319	BMW	3 (E36) (90-00)	2.0/2.5	
		8 (E31) (90-99)	4.0	
DOX-1320	HONDA	ACCORD VI (97-05)	1.8/2.0/2.2/2.3	
	ROVER	600 (93-99)	1.9/2.0/2.3	
DOX-1350	RENAULT	MEGANE I (96-03)	1.4/1.6	
		MEGANE Scénic (96-99)	1.4/1.6	
		RAPID (85-98)	1.4	
		SAFRANE I (92-96)	2.0/2.2/3.0	
		SAFRANE II (96-00)	3.0	
		TRAFIC (89-01)	2.2	
		TWINGO I (93-07)	1.2	
DOX-1351	AUDI	80 (89, 8A, B3) (86-91)	1.8/2.0	
		80 (89, 8A, B3) (86-91)	2.0	
		80 (8C, B4) (91-96)	2.0	
		100 (4A, C4) (90-94)	2.0/2.2	
		A6 (4A, C4) (94-97)	2.0/2.2	
		CABRIOLET (8G7) (91-00)	2.0	
		COUPE (89, 8B) (88-96)	2.0	
		COUPE (89, 8B) (88-96)	2.2	
		V8 (44, 4C) (88-94)	3.6	
		V8 (44, 4C) (88-94)	4.2	
		FIAT	COUPE (93-00)	2.0
			FIORINO (88-01)	1.3/1.5
			FIORINO (88-01)	1.4/1.6
			PANDA (80-04)	1.0
	PANDA (80-04)		1.0/1.1	
	PANDA (80-04)		1.1	
	TEMPRA (90-96)		1.4/1.6	
	TIPO (160) (87-95)		1.4	
	TIPO (160) (87-95)		1.4/1.6/1.8	
	TIPO (160) (87-95)		1.6/1.8/2.0	
	UNO	UNO (146) (83-00)	1.0/1.3/1.4/1.5	
		UNO (146) (83-00)	1.1	
		UNO (146) (83-00)	1.4	
		LANCIA	DEDRA (89-99)	1.6/1.8/2.0
			DELTA II (93-99)	1.4/2.0
			THEMA (84-94)	2.0
		VOLVO	Y10 (85-95)	1.1
			Y10 (85-95)	1.3
			740 (83-92)	2.0
	740 (83-92)		2.3	
			760 (81-92)	2.3

Denso P/N	MAKE	MODEL	ENGINE CAPACITY
DOX-1351 continued	VOLVO	940 I (90-95)	2.0/2.3
		960 I (90-94)	2.0
	VW	GOLF II (19, 1G) (83-92)	1.8
JETTA II (19, 1G) (84-92)		1.8	
PASSAT (3A2, 35I) (88-97)		1.8	
DOX-1352	AUDI	80 (8C, B4) (91-96)	2.0/2.6/2.8
		100 (4A, C4) (90-94)	2.0/2.6/2.8
		A6 (4A, C4) (94-97)	2.0/2.6
		CABRIOLET (8G7) (91-00)	2.6
		COUPE (89, 8B) (88-96)	2.8
DOX-1353	FORD	ESCORT V (90-95)	1.6/1.8/2.0
		ESCORT VI (95-01)	1.3/1.6/1.8/2.0
		ESCORT VI (95-01)	1.6/1.8
		FIESTA III (89-97)	1.6
		ORION III (90-93)	1.6/1.8
		SIERRA (87-93)	1.8
DOX-1354	HYUNDAI	ATOS (98-14)	1.0
DOX-1355	FIAT	BRAVA (95-02)	1.6
		BRAVO I (95-01)	1.6
		MAREA (96-07)	1.6
	LANCIA	DELTA II (93-99)	1.6
DOX-1356	MAZDA	323 C V (94-98)	1.5
		323 F V (94-98)	1.5
		323 F VI (98-04)	1.5
		323 P V (96-98)	1.5
		323 S V (94-98)	1.5
		323 S VI (98-04)	1.5
		MX-3 (91-98)	1.6
DOX-1357	MAZDA	323 F VI (98-04)	2.0
		323 S VI (98-04)	2.0
		PREMACY (99-05)	1.9
		PREMACY (99-05)	2.0
DOX-1358	MAZDA	323 F VI (98-04)	2.0
		323 S VI (98-04)	2.0
		PREMACY (99-05)	1.9
		PREMACY (99-05)	2.0
DOX-1359	MITSUBISHI	CARISMA (95-06)	1.8
		SPACE STAR (98-04)	1.8
DOX-1360	PEUGEOT	PARTNER / RANCH (96-15)	1.4
DOX-1361	FORD	COUGAR (98-01)	2.5
		MONDEO I (93-96)	1.6/1.8/2.0
		MONDEO II (96-00)	1.6/1.8/2.5
DOX-1362	AUDI	A3 (8L) (96-03)	1.8
		A4 (8D, B5) (94-01)	1.6/1.8
		A6 (4B, C5) (97-05)	1.8
		CABRIOLET (8G7) (91-00)	1.8
	VW	PASSAT (3B2, 3B5) (96-01)	1.6
		PASSAT (3B2, 3B5) (96-01)	1.6/1.8
		POLO (6N1) (94-99)	1.0/1.3/1.4/1.6
DOX-1363	AUDI	A6 (4A, C4) (94-97)	4.2
	VW	GOLF III (1H, 1E) (91-99)	1.4/2.8/2.9
		PASSAT (3A2, 35I) (88-97)	2.9
		POLO (6N1) (94-99)	1.3
		SHARAN (7M) (95-10)	2.8
		VENTO (1H2) (91-98)	1.4/2.8
DOX-1364	BMW	3 (E30) (82-94)	1.6/1.8/2.0/2.5
		3 (E30) (82-94)	2.7
		3 (E36) (90-00)	1.6
		3 (E36) (90-00)	1.6/1.8
		5 (E34) (87-97)	1.8
		5 (E34) (87-97)	2.0/2.5
		8 (E31) (90-99)	5.6
		Z1 (88-91)	2.5
DOX-1365	HYUNDAI	COUPE (96-02)	2.0
DOX-1366	NISSAN	MICRA III (K12) (03-10)	1.0/1.2
DOX-1367	NISSAN	ALMERA II (00-06)	1.5/1.8
		ALMERA TINO (00-06)	1.8
DOX-1368	BMW	3 (E36) (90-00)	2.0/2.5/2.8

Denso P/N	MAKE	MODEL	ENGINE CAPACITY
DOX-1368 continued	BMW	3 (E36) (90-00)	2.5
		5 (E39) (95-04)	2.0/2.5/2.8
		5 (E39) (95-04)	2.5
		7 (E38) (94-01)	2.8
DOX-1369	BMW	5 (E34) (87-97)	2.0/2.5
DOX-1370	FIAT	BARCETTA (95-05)	1.8
	MAZDA	626 IV (91-97)	1.8/2.0
DOX-1371	FORD	MX-6 (92-97)	2.0
		COUGAR (98-01)	2.0
		FIESTA IV (95-03)	1.25/1.6
		FIESTA IV (95-03)	1.3
		FIESTA V (01-08)	5/1.3/1.4/1.
		FOCUS I (98-05)	1.4/1.6/1.8/2.0
		FOCUS I (98-05)	1.6/1.8/2.0
		FUSION (02-12)	1.25/1.4/1.6
		KA (96-08)	1.3
		KA (96-08)	1.6
		MONDEO II (96-00)	1.6/1.8/2.0
		PUMA (97-02)	1.6
		PUMA (97-02)	1.7
		STREET KA (03-05)	1.6
		TOURNEO Connect (02-13)	1.8
		TRANSIT Connect (02-13)	1.8
		DOX-1372	MAZDA
FORD	FOCUS I (98-05)		2.0
DOX-1373	HYUNDAI	MONDEO II (96-00)	2.5
		STREET KA (03-05)	1.6
		ACCENT I (94-00)	1.3/1.5
DOX-1374	MAZDA	323 F VI (98-04)	1.6
		323 S VI (98-04)	1.6
		DEMIO (98-03)	1.3
		DEMIO (98-03)	1.5
DOX-1375	MAZDA	323 F VI (98-04)	1.9
		323 S VI (98-04)	1.9
		626 V (97-02)	1.8/2.0
		PREMACY (99-05)	1.9
DOX-1376	MERCEDES-BENZ	COUPE (C124) (87-93)	2.3/3.0
		KOMBI (S124) (85-93)	2.0/2.3/3.0
		KOMBI (S124) (85-93)	3.0
		Saloon (W124) (84-93)	2.0
DOX-1377	MERCEDES-BENZ	Saloon (W124) (84-93)	2.0/2.3/2.6/3.0
		190 (W201) (82-93)	1.8/2.5
		190 (W201) (82-93)	2.0/2.3/2.5/2.6
DOX-1378	NISSAN	190 (W201) (82-93)	2.3
		ALMERA II (00-06)	1.5/1.8
		ALMERA TINO (00-06)	1.8
DOX-1379	NISSAN	PRIMERA (P11) (96-02)	1.8
		ALMERA II (00-06)	1.5/1.8
		ALMERA TINO (00-06)	1.8
DOX-1380	NISSAN	PRIMERA (P11) (96-02)	1.6/2.0
		PRIMERA (P11) (96-02)	1.8/2.0
		ALMERA II (00-06)	1.5/1.8
		ALMERA TINO (00-06)	1.8
DOX-1381	AUDI	PRIMERA (P12) (02-)	1.6/1.8
		80 (8C, B4) (91-96)	1.6/2.0/2.6/2.8
		100 (4A, C4) (90-94)	2.6/2.8
		A6 (4A, C4) (94-97)	2.6/2.8
		A6 (4B, C5) (97-05)	2.4
		A8 (4D) (94-02)	2.8
		CABRIOLET (8G7) (91-00)	2.8
COUPE (89, 8B) (88-96)	2.6/2.8		
DOX-1403	DAIHATSU	COPEN (03-12)	0.7
		CUORE VI (03-)	1.0
		MOVE (94-02)	1.0
		SIRION (98-05)	1.0
		TREVIS (06-)	1.0
		YRV (01-)	1.0
DOX-1405	DAIHATSU	APPLAUSE II (97-00)	1.6

Denso P/N	MAKE	MODEL	ENGINE CAPACITY
DOX-1405 continued	DAIHATSU	CHARADE IV (93-00)	1.3
		CHARADE IV (93-00)	1.3/1.5
		GRAN MOVE (96-02)	1.5
		GRAN MOVE (96-02)	1.6
DOX-1409	HONDA	ACCORD V (93-98)	2.0/2.2
		ACCORD VI (97-05)	2.0
		CIVIC V (91-97)	1.5
		CIVIC VI (94-01)	1.4/1.6
		CIVIC VI (94-01)	1.6
		CR-V I (95-02)	2.0
		HR-V (99-)	1.6
		INTEGRA (93-01)	1.8
		PRELUDE IV (92-96)	2.2
		SHUTTLE (94-04)	2.2
		SHUTTLE (94-04)	2.3
DOX-1415	HONDA	CIVIC VII (00-05)	2.0
		CR-V II (01-06)	2.0
DOX-1419	VOLVO	C70 I (97-05)	2.4
		S60 I (00-10)	2.4
		S70 (96-00)	2.4
		S80 I (98-08)	2.4
		V70 I (96-00)	2.4
		V70 II (00-07)	2.4
		V70 II (00-07)	2.4
DOX-1420	VOLVO	C70 I (97-05)	2.4
		S40 II (04-12)	2.5
		S60 I (00-10)	2.4
		S70 (96-00)	2.4
		S80 I (98-08)	2.4
		V50 (04-12)	2.5
		V70 I (96-00)	2.4
V70 II (00-07)	2.4		
DOX-1424	HONDA	ACCORD VII (03-08)	2.0/2.4
DOX-1430	MITSUBISHI	COLT III (88-92)	1.5
		L 300 (86-06)	2.0
		SPACE WAGON (83-92)	2.0
DOX-1431	MITSUBISHI	GALANT IV (87-92)	2.0
		SPACE WAGON (83-92)	2.0
DOX-1432	MITSUBISHI	COLT III (88-92)	1.5
		ECLIPSE I (89-95)	1.8
		GALANT IV (87-92)	1.8/2.0
DOX-1433	MITSUBISHI	LANCER III (83-92)	1.8
		COLT III (88-92)	1.3/1.5
		COLT III (88-92)	1.5
DOX-1435	MAZDA	LANCER III (83-92)	1.5
		LANCER IV (88-94)	1.3
		LANCER IV (88-94)	1.5
		SPACE WAGON (91-98)	2.4
		323 C V (94-98)	1.8
DOX-1436	MITSUBISHI	323 F V (94-98)	1.8
		323 S V (94-98)	1.8
		MX-3 (91-98)	1.8
		MX-5 I (90-98)	1.6/1.8
DOX-1437	MITSUBISHI	ECLIPSE II (94-99)	2.0
		GALANT V (92-96)	2.0
		GALANT VI (96-04)	2.4
		SPACE WAGON (91-98)	2.0/2.4
DOX-1438	MITSUBISHI	LANCER VII (03-13)	2.0
DOX-1439	MITSUBISHI	GALANT V (92-96)	2.0/2.5
		GALANT VI (96-04)	2.0/2.5
		SIGMA (90-96)	3.0
DOX-1440	MITSUBISHI	OUTLANDER I (03-06)	2.0
DOX-1441	MITSUBISHI	GRANDIS (04-11)	2.4
		L 300 (86-06)	2.0
		COLT V (95-03)	1.6
		L 200 (96-07)	2.0
		L 400 / SPACE GEAR (95-05)	2.0/2.4
DOX-1405	DAIHATSU	LANCER VI (95-03)	1.6
		PAJERO II (90-00)	3.0

Denso P/N	MAKE	MODEL	ENGINE CAPACITY
DOX-1441	MITSUBISHI	PAJERO Sport I (97-)	3.0
DOX-1446	SUBARU	FORESTER (97-02)	2.0
DOX-1447	NISSAN	NAVARA (D40) (05-)	2.5
		PATHFINDER III (05-)	2.5
		X-TRAIL (T31) (07-13)	2.5
	RENAULT	KOLEOS I (08-)	2.5
DOX-1449	MAZDA	RX 8 (03-12)	1.3
DOX-1452	HONDA	ACCORD VI (97-05)	2.0
DOX-1453	HONDA	CIVIC VII (00-05)	1.4/1.6
DOX-1454	HONDA	CIVIC VIII Saloon (05-)	1.3
DOX-1455	HONDA	CIVIC VI (94-01)	1.6/1.8
		HR-V (99-)	1.6
DOX-1456	HONDA	CIVIC VII (00-05)	1.4/1.6
		LOGO (99-02)	1.3
DOX-1457	HONDA	CIVIC VII (00-05)	1.3
DOX-1459	ACURA	LEGEND II (91-96)	3.2
	HONDA	ACCORD VI (97-05)	3.0
		CIVIC V (91-97)	1.6
		CIVIC VI (94-01)	1.6
		CRX III (92-98)	1.6
		LEGEND II (91-96)	3.2
		LEGEND III (96-06)	3.5
		LOGO (99-02)	1.3
		NSX (90-05)	3.0
DOX-1460	HONDA	CITY (08-)	1.4
		CIVIC VIII Hatchback (05-)	1.4
		CR-Z (10-)	1.5
		JAZZ III (08-)	1.2/1.3/1.4
DOX-1461	HONDA	CIVIC VII (00-05)	2.0
		CR-V II (01-06)	2.4
DOX-1500	OPEL	ASTRA F (91-01)	2.0
		CALIBRA (90-97)	2.0
		CALIBRA (90-97)	2.0/2.5
		KADETT E (84-94)	1.8
		KADETT E (84-94)	1.8/2.0
		KADETT E (84-94)	2.0
		OMEGA A (86-94)	2.0/3.0
		OMEGA A (86-94)	2.6
		SENATOR B (87-93)	2.6
		SENATOR B (87-93)	3.0
		SINTRA (96-99)	2.2
		VECTRA A (88-95)	2.0
		VECTRA A (88-95)	2.0/2.5
		VECTRA B (95-03)	2.5
	VAUXHALL	ASTRA II (84-94)	1.8
		ASTRA II (84-94)	2.0
		ASTRA III (F) (91-01)	2.0
		CALIBRA (90-97)	2.0/2.5
		CARLTON III (86-94)	2.0/3.0
		CARLTON III (86-94)	2.6
		CAVALIER III (88-95)	2.0
		CAVALIER III (88-95)	2.0/2.5
		SENATOR II (B) (87-93)	2.6
		SENATOR II (B) (87-93)	3.0
		SINTRA (96-99)	2.2
		VECTRA I (B) (95-03)	2.5
DOX-1501	CHEVROLET	CORVETTE (85-97)	5.7
	RENAULT	19 I (88-92)	1.4/1.7/1.8
		19 II (92-01)	1.2/1.4/1.7/1.8
		21 (86-95)	1.7/2.2
		21 (86-95)	2.0/2.1/2.2
		25 (84-93)	2.0
		25 (84-93)	2.5
		CLIO I (90-98)	1.2/1.4/1.8/2.0
		ESPACE II (91-96)	2.0/2.2/2.8
		RAPID (85-98)	1.4
		SUPER 5 (84-96)	1.4/1.7
DOX-1502	RENAULT	CLIO I (90-98)	1.2/1.4

Denso P/N	MAKE	MODEL	ENGINE CAPACITY
DOX-1502	RENAULT	RAPID (85-98)	1.4
DOX-1503	RENAULT	CLIO I (90-98)	1.2
		CLIO II (98-)	1.0
		CLIO II (98-)	1.2
		KANGOO (97-)	1.2
		TWINGO I (93-07)	1.2
DOX-1504	OPEL	CORSA B (93-02)	1.4/1.6
		TIGRA (94-00)	1.4
		TIGRA (94-00)	1.6
	VAUXHALL	CORSA I (B) (93-00)	1.4/1.6
		TIGRA (94-00)	1.4/1.6
DOX-1534	CITROËN	BERLINGO (MF) (96-11)	1.4
		C2 (03-10)	1.4
		C3 I (02-)	1.4
		C3 Pluriel (03-)	1.4
		C5 I (01-04)	1.8
		SAXO (96-04)	1.4
		XSARA (97-05)	1.4
		XSARA Picasso (99-11)	1.8
	PEUGEOT	106 II (96-04)	1.4
		206 (98-)	1.4
		306 (93-02)	1.4
		307 (00-12)	1.4
		1007 (05-)	1.4
		PARTNER / RANCH (96-15)	1.4
DOX-1535	CITROËN	BERLINGO (MF) (96-11)	1.1
		BERLINGO (MF) (96-11)	1.4
		C15 (84-05)	1.1
		C15 (84-05)	1.4
		SAXO (96-04)	1.0/1.1/1.4/1.6
		SAXO (96-04)	1.1
		SAXO (96-04)	1.6
		XANTIA (93-03)	1.6/1.8/2.0
		XANTIA (93-03)	1.8/2.0
		XSARA (97-05)	1.4/1.6/2.0
		ZX (91-98)	1.1/1.4
	PEUGEOT	106 I (91-96)	0/1.1/1.3/1.4
		106 II (96-04)	1.0/1.1/1.4/1.6
		106 II (96-04)	1.6
		206 (98-)	1.4
		306 (93-02)	1/1.4/1.6/1.8
		306 (93-02)	1.4/1.8/2.0
		406 (95-04)	1.6/1.8
		406 (95-04)	2.0
		PARTNER / RANCH (96-15)	1.1/1.4
		PARTNER / RANCH (96-15)	1.4
	VOLVO	850 (91-97)	2.0/2.4
DOX-1536	CITROËN	AX (86-98)	1.0/1.4
		AX (86-98)	1.4
		EVASION (94-02)	1.8/2.0
		JUMPER (94-02)	2.0
		JUMPY (95-06)	1.6
		XANTIA (93-03)	2.0
		XM (94-00)	2.0
		XSARA (97-05)	1.8/2.0
		ZX (91-98)	1/1.4/1.6/1.8
	FIAT	DUCATO (230) (94-02)	2.0
		SCUDO (220) (96-06)	1.6
		ULYSSE (94-02)	1.8/2.0
	LANCIA	ZETA (95-02)	2.0
	PEUGEOT	306 (93-02)	2.0
		405 II (92-99)	1.6/1.8/2.0
		406 (95-04)	2.0
		406 Coupe (97-04)	2.0
		407 (04-11)	1.8
		806 (94-02)	1.8/2.0
		806 (94-02)	2.0
		BOXER (94-02)	2.0

Denso P/N	MAKE	MODEL	ENGINE CAPACITY	
DOX-1536	PEUGEOT	EXPERT (96-06)	1.6/1.8	
DOX-1537	CITROËN	BERLINGO (MF) (96-11)	1.8	
		SAXO (96-04)	1.4	
		XANTIA (93-03)	1.8	
		XSARA (97-05)	1.4/1.8	
	PEUGEOT	106 II (96-04)	1.4	
		206 (98-)	1.1/1.4	
		306 (93-02)	1.4/1.8	
		406 (95-04)	1.8	
		PARTNER / RANCH (96-15)	1.4/1.8	
DOX-1538	CITROËN	BERLINGO (MF) (96-11)	1.1/1.4	
		BERLINGO (MF) (96-11)	1.4	
		C2 (03-10)	1.1	
		C2 (03-10)	1.4	
		C3 I (02-)	1.1/1.4	
		C3 I (02-)	1.4	
		C3 II (09-)	1.1	
		C3 II (09-)	1.1/1.4	
		C3 Pluriel (03-)	1.4	
		NEMO (08-)	1.4	
		SAXO (96-04)	1.4/1.6	
		XSARA (97-05)	1.4	
		PEUGEOT	106 II (96-04)	1.4/1.6
			206 (98-)	1.1/1.4
	206 (98-)		1.4	
	206+ (09-13)		1.1/1.4	
	207 (06-15)		1.4	
	306 (93-02)		1.4	
	CITROËN	307 (00-12)	1.4	
		1007 (05-)	1.4	
BIPPER (08-)		1.4		
PARTNER / RANCH (96-15)		1.4		
PEUGEOT		C5 I (01-04)	1.8	
		XSARA Picasso (99-11)	1.8	
DOX-1539	PEUGEOT	407 (04-11)	1.8	
	FIAT	BARCETTA (95-05)	1.8	
PANDA (80-04)		1.1		
PUNTO (99-12)		1.8		
SEICENTO (98-10)		1.1		
STILO (01-08)		1.8		
DOX-1542	FIAT	LYBRA (99-05)	1.8	
		BRAVA (95-02)	1.6	
		BRAVO I (95-01)	1.6	
		MAREA (96-07)	1.6	
DOX-1543	FIAT	MULTIPLA (99-10)	1.6	
		BRAVA (95-02)	1.6	
		BRAVO I (95-01)	1.6	
		MAREA (96-07)	1.6	
DOX-1544	FIAT	MULTIPLA (99-10)	1.6	
		BRAVA (95-02)	1.4	
		BRAVO I (95-01)	1.4	
		CINQUECENTO (91-99)	1.1	
DOX-1545	ALFA ROMEO	MAREA (96-07)	1.4	
		PUNTO (93-00)	1.2	
		SEICENTO (98-10)	1.1	
		Y (95-03)	1.2	
	FIAT	145 / 146 (94-01)	1.4/1.6/2.0	
		145 / 146 (94-01)	1.6/1.7/1.8	
		155 (92-97)	1.6/2.0	
		GTV (95-05)	2.0	
SPIDER (94-05)		2.0		
SPIDER (94-05)		3.0		
BRAVO I (95-01)		2.0		
CINQUECENTO (91-99)		0.9		
COUPE (93-00)	2.0			
CROMA (85-96)	2.0			
FIORINO (88-01)	1.3/1.5			
FIORINO (88-01)	1.4/1.6			

Denso P/N	MAKE	MODEL	ENGINE CAPACITY	
DOX-1545 continued	FIAT	MAREA (96-07)	2.0	
		PANDA (80-04)	0.9/1.0	
		PANDA (80-04)	1.1	
		PUNTO (93-00)	1.1/1.2	
		PUNTO (93-00)	1.1/1.2/1.4	
		SEICENTO (98-10)	0.9	
		TEMPRA (90-96)	1.4/1.6	
		TIPO (160) (87-95)	1.4	
		LANCIA	DEDRA (89-99)	1.8
			DELTA II (93-99)	1.4/1.6/1.8
			KAPPA (94-01)	2.0/2.4/3.0
			Y (95-03)	1.1/1.2/1.4
			Y10 (85-95)	1.1
DOX-1546	FIAT	PUNTO (93-00)	1.2	
DOX-1547	FIAT	BARCETTA (95-05)	1.8	
		BRAVA (95-02)	1.8	
		BRAVO I (95-01)	1.8	
		DOBLO (10-)	2.0	
		MAREA (96-07)	1.8	
		PALIO (96-)	1.2	
		STRADA (99-)	1.2	
DOX-1548	FIAT	ALBEA / SIENA (96-11)	1.6	
		BRAVA (95-02)	1.6	
		BRAVO I (95-01)	1.6	
		MAREA (96-07)	1.6	
		PALIO (96-)	1.6	
		PUNTO (99-12)	1.8	
		LANCIA	DEDRA (89-99)	1.6
			DELTA II (93-99)	1.6
DOX-1549	FIAT	LYBRA (99-05)	1.6	
		COUPE (93-00)	1.8	
		MULTIPLA (99-10)	1.6	
		PALIO (96-)	1.6	
DOX-1551	LANCIA	DELTA II (93-99)	1.8	
		LYBRA (99-05)	1.8	
DOX-1551	AUDI	A3 (8L) (96-03)	1.6/1.8	
		SEAT	AROSA (6H) (97-04)	1.0/1.4
			AROSA (6H) (97-04)	1.4
	CORDOBA (6K1) (93-99)		1.0/1.4	
	IBIZA II (6K1) (93-99)		1.0/1.4	
	IBIZA II (6K2) (99-02)		1.0	
	INCA (6K9) (95-03)		1.4	
	LEON (1M) (99-06)		1.8	
	TOLEDO II (1M) (99-06)		1.8/2.3	
	SKODA		OCTAVIA I (1U) (96-10)	1.6
			OCTAVIA I (1U) (96-10)	1.8
	VW		BORA (1J) (98-05)	1.8
			BORA (1J) (98-05)	1.8/2.3
		CADDY II (9K, 9U) (95-04)	1.4	
		GOLF IV (1J, 1E) (97-06)	1.6/1.8/2.3	
GOLF IV (1J, 1E) (97-06)		1.8		
LUPO (6X, 6E) (98-05)		1.0/1.4		
POLO (6N1) (94-99)		1.0/1.4/1.6		
POLO Classic (6KV) (95-02)		1.4		
POLO Variant (6V5) (97-01)		1.4		
DOX-1552	AUDI	A3 (8L) (96-03)	1.6	
		SEAT	ALHAMBRA (7V) (96-10)	1.8
			AROSA (6H) (97-04)	1.0
	LEON (1M) (99-06)		1.4	
	VW	TOLEDO II (1M) (99-06)	1.4	
		BORA (1J) (98-05)	1.4	
GOLF IV (1J, 1E) (97-06)		1.4		
DOX-1553	OPEL	LUPO (6X, 6E) (98-05)	1.0/1.4	
		POLO (6N1) (94-99)	1.4/1.6	
		POLO (6N2) (99-01)	1.4	
		SHARAN (7M) (95-10)	1.8	
		ASTRA G (98-09)	1.2	
		CORSA B (93-02)	1.0/1.2	

Denso P/N	MAKE	MODEL	ENGINE CAPACITY	
DOX-1553	VAUXHALL	CORSA I (B) (93-00)	1.0/1.2	
DOX-1556	RENAULT	CLIO I (90-98)	1.2	
		RAPID (85-98)	1.2	
		TWINGO I (93-07)	1.2	
DOX-1559	SEAT	CORDOBA (6L) (02-09)	1.2	
		IBIZA III (6L) (02-09)	1.2	
		IBIZA IV (6J, 6P) (08-17)	1.2	
	SKODA	FABIA I (6Y) (99-08)	1.2	
		FABIA II (06-14)	1.2	
		ROOMSTER (5J) (06-15)	1.2	
	VW	POLO (6R, 6C) (09-)	1.2	
POLO (9N) (01-09)		1.2		
DOX-1560	SEAT	CORDOBA (6L) (02-09)	1.4/1.6	
		IBIZA III (6L) (02-09)	1.4	
		IBIZA IV (6J, 6P) (08-17)	1.4	
	SKODA	FABIA I (6Y) (99-08)	1.4	
		FABIA II (06-14)	1.4	
		ROOMSTER (5J) (06-15)	1.4	
	VW	POLO (6R, 6C) (09-)	1.4	
		POLO (9N) (01-09)	1.4	
		POLO Saloon (9A4) (02-)	1.4	
DOX-1561	SKODA	OCTAVIA I (1U) (96-10)	1.6	
	VW	LUPO (6X, 6E) (98-05)	1.4	
DOX-1562	SEAT	AROSA (6H) (97-04)	1.4	
		VW	LUPO (6X, 6E) (98-05)	1.4
		POLO (6N2) (99-01)	1.4	
DOX-1564	SEAT	LEON (1M) (99-06)	1.6	
		TOLEDO II (1M) (99-06)	1.6	
	VW	BORA (1J) (98-05)	1.6	
		GOLF IV (1J, 1E) (97-06)	1.6	
DOX-1565	SEAT	IBIZA III (6L) (02-09)	1.2	
		SKODA	FABIA I (6Y) (99-08)	1.2
	VW	FABIA II (06-14)	1.2	
		FOX (5Z) (03-11)	1.2	
		FOX (5Z) (03-11)	1.4	
		POLO (9N) (01-09)	1.2	
DOX-1566	AUDI	A4 (8D, B5) (94-01)	1.6	
		A4 (8E, B6) (00-04)	1.6	
		A4 (8E, B7) (04-08)	1.6	
	SEAT	EXEO (3R) (08-13)	1.6	
	SKODA	SUPERB I (3U) (01-08)	2.0	
	VW	PASSAT (3B2, 3B5) (96-01)	1.6	
		PASSAT (3B3, 3B6) (00-05)	1.6/2.0	
DOX-1567	SEAT	CORDOBA (6K2) (99-02)	1.4	
		IBIZA II (6K2) (99-02)	1.4	
		INCA (6K9) (95-03)	1.4	
	VW	CADDY II (9K, 9U) (95-04)	1.4	
		POLO Classic (6KV) (95-02)	1.4	
POLO Variant (6V5) (97-01)	1.4			
DOX-1568	OPEL	ASTRA G (98-09)	1.8	
		ASTRA H (04-14)	1.8	
		CORSA C (00-09)	1.8	
		MERIVA A (03-10)	1.8	
		SIGNUM (03-08)	1.8	
		TIGRA TwinTop (04-10)	1.8	
		VECTRA B (95-03)	1.8	
		VECTRA C (02-08)	1.8	
		ZAFIRA A (99-05)	1.8	
		SAAB	9-3 (02-15)	1.8
		VAUXHALL	ASTRA IV (G) (98-06)	1.8
			ASTRA V (H) (04-10)	1.8
			CORSA II (C) (00-06)	1.8
			MERIVA I (A) (03-10)	1.8
			SIGNUM (02-08)	1.8
	TIGRA TwinTop (04-09)		1.8	
	VECTRA I (B) (95-03)		1.8	
	VECTRA II (C) (00-08)	1.8		
	ZAFIRA I (A) (98-05)	1.8		

Denso P/N	MAKE	MODEL	ENGINE CAPACITY	
DOX-1569	OPEL	ASTRA G (98-09)	1.8	
		ASTRA H (04-14)	1.8	
		CORSA C (00-09)	1.8	
		MERIVA A (03-10)	1.8	
		OMEGA B (94-03)	2.2	
		SIGNUM (03-08)	1.8	
		TIGRA TwinTop (04-10)	1.8	
		VECTRA B (95-03)	1.8	
		VECTRA C (02-08)	1.8	
		ZAFIRA A (99-05)	1.8	
		ZAFIRA B (05-14)	1.6/1.8	
		SAAB	9-3 (02-15)	1.8
		VAUXHALL	ASTRA IV (G) (98-06)	1.8
			ASTRA V (H) (04-10)	1.6/1.8
			CORSA II (C) (00-06)	1.8
	MERIVA I (A) (03-10)		1.8	
	OMEGA (B) (94-03)		2.2	
	DOX-1572	RENAULT	SIGNUM (02-08)	1.8
			TIGRA TwinTop (04-09)	1.8
			VECTRA I (B) (95-03)	1.8
VECTRA II (C) (00-08)			1.8	
ZAFIRA I (A) (98-05)			1.8	
ZAFIRA II (B) (05-14)			1.6/1.8	
ESPACE III (96-02)			2.0	
LAGUNA I (93-01)			1.8/2.0	
MEGANE I (96-03)			2.0	
MEGANE Scénic (96-99)			2.0	
SPORT Spider (95-99)	2.0			
DOX-1573	SEAT	AROSA (6H) (97-04)	1.0	
	VW	LUPO (6X, 6E) (98-05)	1.0	
		POLO (6N1) (94-99)	1.0	
DOX-1574	OPEL	ASTRA G (98-09)	1.6	
	VAUXHALL	ASTRA IV (G) (98-06)	1.6	
DOX-1575	OPEL	ASTRA G (98-09)	1.4/1.6	
		ASTRA G (98-09)	1.6	
		COMBO C (01-)	1.6	
		CORSA C (00-09)	1.4	
		MERIVA A (03-10)	1.6	
	VAUXHALL	VECTRA C (02-08)	1.6	
		ZAFIRA A (99-05)	1.6	
		ASTRA IV (G) (98-06)	1.4/1.6	
		ASTRA IV (G) (98-06)	1.6	
		COMBO II (C) (01-12)	1.4	
DOX-1576	OPEL	COMBO II (C) (01-12)	1.6	
		CORSA II (C) (00-06)	1.4	
		MERIVA I (A) (03-10)	1.6	
		ZAFIRA I (A) (98-05)	1.6	
		ASTRA G (98-09)	1.4/1.6	
		ASTRA G (98-09)	1.6	
		CORSA C (00-09)	1.4	
DOX-1577	VAUXHALL	MERIVA A (03-10)	1.6	
		VECTRA B (95-03)	1.6	
		VECTRA C (02-08)	1.6	
		ZAFIRA A (99-05)	1.6	
		ASTRA IV (G) (98-06)	1.4/1.6	
	OPEL	ASTRA IV (G) (98-06)	1.6	
		COMBO II (C) (01-12)	1.4	
		CORSA II (C) (00-06)	1.4	
		MERIVA I (A) (03-10)	1.6	
		VECTRA I (B) (95-03)	1.6	
DOX-1578	SEAT	IBIZA III (6L) (02-09)	1.2	
		SKODA	FABIA I (6Y) (99-08)	1.2
	VW	FABIA II (06-14)	1.2	
		FOX (5Z) (03-11)	1.2	
DOX-1589	AUDI	POLO (9N) (01-09)	1.2	
		A4 (8D, B5) (94-01)	1.6	
		A4 (8E, B6) (00-04)	1.6	

Denso P/N	MAKE	MODEL	ENGINE CAPACITY
DOX-1589 continued	AUDI	A4 (8E, B7) (04-08)	1.6
	VW	PASSAT (3B2, 3B5) (96-01)	1.6
		PASSAT (3B3, 3B6) (00-05)	1.6/2.0
DOX-1593	OPEL	FRONTERA A (92-98)	2.0/2.2
		OMEGA B (94-03)	2.0
		OMEGA B (94-03)	2.5/3.0
		SINTRA (96-99)	3.0
		VAUXHALL	FRONTERA I (A) (91-98)
	OMEGA (B) (94-03)		2.0
	DOX-1594	CHRYSLER	GS DAYTONA SHELBY (87-92)
LE BARON (86-96)			2.5
RENAULT		KANGOO (97-)	1.2
DOX-1598	OPEL	ASTRA G (98-09)	1.4/1.6
		VECTRA B (95-03)	1.6
		ZAFIRA A (99-05)	1.6
	VAUXHALL	ASTRA IV (G) (98-06)	1.4/1.6
		VECTRA I (B) (95-03)	1.6
		ZAFIRA I (A) (98-05)	1.6
DOX-1599	DAEWOO	LANOS (97-)	1.3/1.5/1.6
		MATIZ (98-04)	0.8
DOX-1617	OPEL	ASTRA G (98-09)	2.2
		SPEEDSTER (00-06)	2.2
		ZAFIRA A (99-05)	2.2
	VAUXHALL	ASTRA IV (G) (98-06)	2.2
		SPEEDSTER (VX220) (00-06)	2.2
		VECTRA I (B) (95-03)	2.2
		ZAFIRA I (A) (98-05)	2.2
DOX-1618	OPEL	VECTRA C (02-08)	2.2
	VAUXHALL	VECTRA II (C) (00-08)	2.2
DOX-1700	AUDI	A6 (4F, C6) (04-11)	2.4/3.2
		A6 (4F, C6) (04-11)	2.8/3.0/3.2
		A6 Allroad (4FH) (06-11)	3.0
		A6 Allroad (4FH) (06-11)	3.2
		Q7 (4L) (06-15)	3.0
	VW	TOUAREG (7P) (10-18)	3.0
	DOX-1701	AUDI	A4 (8E, B7) (04-08)
A4 Convertible (8H, B6, B7)			3.2
A6 (4F, C6) (04-11)			3.0
A6 (4F, C6) (04-11)			3.2
Q7 (4L) (06-15)			3.0
SEAT		MII (KF1) (11-)	1.0
SKODA		CITIGO (11-)	1.0
		FABIA II (06-14)	1.6
		RAPID (HN) (12-19)	1.6
		ROOMSTER (5J) (06-15)	1.6
VW		GOLF Plus (5M, 521) (05-14)	1.4
		GOLF V (1K) (03-09)	1.4
		JETTA III (1K2) (05-10)	1.4
		JETTA IV (162) (10-)	1.6
		POLO (6R, 6C) (09-)	1.4
		POLO (6R, 6C) (09-)	1.6
		TIGUAN (5N) (07-18)	1.4
		TOUAREG (7P) (10-18)	3.0
		TOURAN (1T1, 1T2) (03-10)	1.4
		UP! (12, BL) (11-)	1.0
DOX-1702	AUDI	A3 (8P) (03-13)	1.4/1.6
		A3 (8P) (03-13)	1.6
		A3 Convertible (8P7) (08-13)	1.6
		A4 (8E, B7) (04-08)	3.2
		A4 (8K, B8) (07-15)	3.0
		A4 (8K, B8) (07-15)	3.0/3.2
		A4 Convertible (8H, B6, B7)	3.2
		A5 (8T, 8F) (07-17)	3.0
		A5 (8T, 8F) (07-17)	3.0/3.2
		A6 (4F, C6) (04-11)	3.0
		A6 (4F, C6) (04-11)	3.2

Denso P/N	MAKE	MODEL	ENGINE CAPACITY	
DOX-1702 continued	AUDI	A6 (4G, C7) (10-18)	2.8/3.0	
		A7 (4GA) (10-18)	2.8/3.0	
		A8 (4E) (02-10)	2.8/3.2	
		A8 (4H) (09-18)	3.0	
		Q5 (8R) (08-17)	3.0	
	SEAT	ALTEA (XL) (5P) (04-)	1.4/1.6	
		ALTEA (XL) (5P) (04-)	1.6	
		CORDOBA (6L) (02-09)	1.4/1.6	
		IBIZA III (6L) (02-09)	1.4/1.6	
		IBIZA IV (6J, 6P) (08-17)	1.4/1.6	
		IBIZA IV (6J, 6P) (08-17)	1.6	
		LEON (1P) (05-12)	1.4/1.6	
		TOLEDO III (5P) (04-09)	1.4/1.6	
		SKODA	FABIA II (06-14)	1.4/1.6
			OCTAVIA II (1Z) (04-13)	1.4/1.6
			ROOMSTER (5J) (06-15)	1.4/1.6
		VW	CADDY III (2K, 2C) (04-15)	1.4/1.6
			CADDY III (2K, 2C) (04-15)	1.6
			EOS (1F) (06-15)	1.4
			GOLF Plus (5M, 521) (05-14)	1.4
GOLF Plus (5M, 521) (05-14)	1.4/1.6			
GOLF V (1K) (03-09)	1.4/1.6			
GOLF VI (5K, AJ5) (08-14)	1.4/1.6			
JETTA III (1K2) (05-10)	1.4/1.6			
PASSAT (3C) (05-11)	1.4/1.6			
POLO (6R, 6C) (09-)	1.4/1.6			
POLO (9N) (01-09)	1.4/1.6			
TIGUAN (5N) (07-18)	1.4			
TOURAN (1T1, 1T2) (03-10)	1.4/1.6			
DOX-1703	AUDI		A3 (8P) (03-13)	1.4
	SEAT		ALTEA (XL) (5P) (04-)	1.4
		LEON (1P) (05-12)	1.4	
		FABIA II (06-14)	1.6	
	SKODA	RAPID (HN) (12-19)	1.6	
		ROOMSTER (5J) (06-15)	1.6	
		VW	EOS (1F) (06-15)	1.4
			GOLF V (1K) (03-09)	1.4
	GOLF VI (5K, AJ5) (08-14)		1.4	
	JETTA III (1K2) (05-10)	1.4		
PASSAT (3C) (05-11)	1.4			
DOX-1704	AUDI	A1 (8X) (10-18)	1.2	
		A3 (8P) (03-13)	1.2	
		A3 Convertible (8P7) (08-13)	1.2	
	SEAT	ALTEA (XL) (5P) (04-)	1.2	
		IBIZA IV (6J, 6P) (08-17)	1.2	
		LEON (1P) (05-12)	1.2	
		TOLEDO IV (KG3) (12-19)	1.2/1.6	
	SKODA	FABIA II (06-14)	1.2	
		OCTAVIA II (1Z) (04-13)	1.2	
		RAPID (HN) (12-19)	1.2	
ROOMSTER (5J) (06-15)		1.2		
YETI (5L) (09-17)		1.2		
VW		BEETLE (5C) (11-19)	1.2	
		CADDY III (2K, 2C) (04-15)	1.2	
	GOLF Plus (5M, 521) (05-14)	1.2		
	GOLF VI (5K, AJ5) (08-14)	1.2		
	GOLF VI Convertible (517)	1.2		
	JETTA IV (162) (10-)	1.2		
POLO (6R, 6C) (09-)	1.2			
TOURAN (1T3) (10-15)	1.2			
DOX-1707	AUDI	A3 (8V) (12-)	1.2/1.4	
		A3 Convertible (8V7) (13-)	1.4	
	SEAT	CORDOBA (6L) (02-09)	1.2	
		IBIZA III (6L) (02-09)	1.2	
		IBIZA IV (6J, 6P) (08-17)	1.2	
		LEON (5F) (12-)	1.2/1.4	
		SKODA	FABIA I (6Y) (99-08)	1.2



Denso P/N	MAKE	MODEL	ENGINE CAPACITY
DOX-1707 continued	SKODA	FABIA II (06-14)	1.2
		OCTAVIA III (5E) (12-)	1.2
		OCTAVIA III (5E) (12-)	1.4
		RAPID (HN) (12-19)	1.2
		ROOMSTER (5J) (06-15)	1.2
	VW	GOLF Sportsvan (AM1) (14-)	1.4
		GOLF VII (5G, BA5) (12-)	1.2/1.4
		POLO (6R, 6C) (09-)	1.2
		POLO (9N) (01-09)	1.2
DOX-1708	FORD	MONDEO III (00-07)	1.8/2.0/2.5/3.0
DOX-1716	ASTON MARTIN	VANTAGE (05-)	4.3
		VANTAGE (05-)	4.7
	FORD	FIESTA IV (95-03)	1.25
		FIESTA V (01-08)	1.6
	MAZDA	TRIBUTE (00-08)	3.0
DOX-1720	FORD	FIESTA VI (08-)	1.25
		FIESTA VI (08-)	1.4
		FIESTA VI (08-)	1.6
	JAGUAR	S-TYPE (99-08)	3.0
DOX-1726	FORD	B-MAX (12-)	1.4/1.6
		FIESTA VI (08-)	1.25/1.6
		FIESTA VI (08-)	1.4
		FIESTA VI (08-)	1.6
		MONDEO III (00-07)	2.5/3.0
	JAGUAR	S-TYPE (99-08)	2.5/4.2
		S-TYPE (99-08)	3.0/4.0
DOX-2000	AUDI	A3 (8L) (96-03)	1.6
		A3 (8L) (96-03)	1.8
		TT (8N) (98-06)	1.8
		TT (8N) (98-06)	3.2
	SEAT	CORDOBA (6L) (02-09)	1.6/2.0
		IBIZA III (6L) (02-09)	1.6/2.0
		LEON (1M) (99-06)	1.4/1.8
		LEON (1M) (99-06)	1.6
		TOLEDO II (1M) (99-06)	1.4
		TOLEDO II (1M) (99-06)	1.8
	SKODA	FABIA I (6Y) (99-08)	1.0/1.4/2.0
		OCTAVIA I (1U) (96-10)	1.4/1.6
		OCTAVIA I (1U) (96-10)	1.8
		OCTAVIA I (1U) (96-10)	2.0
	VW	BORA (1J) (98-05)	1.4/1.6
		GOLF IV (1J, 1E) (97-06)	1.4/1.8
		GOLF IV (1J, 1E) (97-06)	1.6/2.0
		NEW BEETLE (9C, 1C, 1Y)	1.4/1.6
		NEW BEETLE (9C, 1C, 1Y)	1.8
		TOUAREG (7L) (02-10)	3.2
DOX-2001	CITROËN	BERLINGO (B9) (08-)	1.6
		BERLINGO (MF) (96-11)	1.1
		BERLINGO (MF) (96-11)	1.4
		BERLINGO (MF) (96-11)	1.6
		C2 (03-10)	1.4/1.6
		C2 (03-10)	1.6
		C3 I (02-)	1.4
		C3 Pluriel (03-)	1.6
		C4 Coupe (04-11)	1.4/1.6
		C4 I (LC, LR) (04-11)	1.4/1.6
		C4 I (LC, LR) (04-11)	1.6
		C8 (02-)	2.2/3.0
		EVASION (94-02)	2.0
		JUMPER (02-)	2.0
		JUMPY (95-06)	2.0
		SAXO (96-04)	1.4/1.6
		SAXO (96-04)	1.6
		XSARA (97-05)	1.4/1.6/2.0
		XSARA (97-05)	1.6/2.0
		XSARA Picasso (99-11)	1.6
XSARA Picasso (99-11)	1.6/2.0		

Denso P/N	MAKE	MODEL	ENGINE CAPACITY
DOX-2001 continued	FIAT	ULYSSE (02-11)	3.0
	LANCIA	PHEDRA (02-10)	2.0/3.0
		ZETA (95-02)	2.0
	PEUGEOT	106 II (96-04)	1.4
		206 (98-)	1.4
		206 (98-)	1.6/2.0
		207 (06-15)	1.4/1.6
		306 (93-02)	1.4/1.6/1.8
		306 (93-02)	1.6
		307 (00-12)	1.4/1.6
		307 (00-12)	1.6
		308 I (07-14)	1.6
		406 (95-04)	1.8/3.0
		406 (95-04)	2.0
		406 Coupe (97-04)	2.0
		406 Coupe (97-04)	3.0
		607 (00-11)	3.0
		807 (02-)	2.0/2.2/3.0
	1007 (05-)	1.4/1.6	
	EXPERT (96-06)	2.0	
PARTNER / RANCH (96-15)	1.6		
PARTNER / RANCH (08-)	1.6		
DOX-2002	NISSAN	KUBISTAR (03-)	1.2
		KUBISTAR (03-)	1.6
		PRIMASTAR (01-)	2.0
	OPEL	VIVARO A (01-)	2.0
	RENAULT	AVANTIME (01-03)	2.0
		CLIO II (98-)	1.2
		CLIO II (98-)	1.2/1.4/1.6
		CLIO II (98-)	1.6
		CLIO II (98-)	1.6/2.0
		CLIO III (05-14)	1.4/1.6/2.0
		ESPACE III (96-02)	2.0
		ESPACE IV (02-)	2.0
		Grand SCÉNIC II (04-09)	1.6/2.0
		KANGOO (97-)	1.2
		KANGOO (97-)	1.6
LAGUNA I (93-01)		1.6/1.8/2.0	
LAGUNA II (01-07)		1.6/1.8/2.0	
MEGANE I (96-03)		1.4/1.6	
MEGANE I (96-03)		1.6/1.8/2.0	
MEGANE II (02-12)		1.4/1.6/2.0	
MEGANE Scénic (96-99)		1.6	
MODUS (04-)		1.4/1.6	
SCÉNIC I (99-03)		1.4/1.6/2.0	
SCÉNIC I (99-03)		1.8/2.0	
SCÉNIC II (03-10)		1.4/1.6/2.0	
SCÉNIC II (03-10)		2.0	
THALIA I (98-)		1.4	
THALIA I (98-)	1.6		
THALIA II (08-)	1.6		
TRAFIC II (01-)	2.0		
TWINGO I (93-07)	1.2		
TWINGO II (07-)	1.2		
VEL SATIS (02-)	2.0		
DOX-2003	CHEVROLET	AVEO (T300) (11-)	1.6
	OPEL	AGILA A (00-07)	1.0/1.2
		ASTRA G (98-09)	1.2/1.4/1.6/2.0
		ASTRA H (04-14)	1.2/1.4/1.6/2.0
		ASTRA H (04-14)	1.6
		ASTRA J (09-)	1.6
		ASTRA J (09-)	1.8
		COMBO C (01-)	1.4
		CORSA C (00-09)	1.0/1.2/1.4
		CORSA D (06-14)	1.0/1.2/1.4
INSIGNIA (A) (08-17)		1.6/1.8	
MERIVA A (03-10)	1.4		
MOKKA (12-)	1.6/1.8		

Denso P/N	MAKE	MODEL	ENGINE CAPACITY	
DOX-2003 continued	OPEL	OMEGA B (94-03)	2.6/3.2	
		SPEEDSTER (00-06)	2.0	
		TIGRA TwinTop (04-10)	1.4	
		VECTRA B (95-03)	2.6	
		VECTRA C (02-08)	1.6	
		ZAFIRA A (99-05)	2.0	
		ZAFIRA B (05-14)	1.6/2.0	
	VAUXHALL	AGILA I (A) (00-08)	1.0/1.2	
		ASTRA IV (G) (98-06)	1.6	
		ASTRA IV (G) (98-06)	1.6/2.0	
		ASTRA V (H) (04-10)	1.4	
		ASTRA V (H) (04-10)	1.4/1.6/2.0	
		ASTRA VI (J) (09-15)	1.6	
		COMBO II (C) (01-12)	1.4	
		CORSA II (C) (00-06)	1.0/1.2/1.4	
		CORSA III (D) (06-)	1.0/1.2/1.4	
		CORSA III (D) (06-)	1.2	
		INSIGNIA I (A) (08-17)	1.8	
		MERIVA I (A) (03-10)	1.4	
		MOKKA (12-)	1.6	
		OMEGA (B) (94-03)	2.6/3.2	
		SPEEDSTER (VX220) (00-06)	2.0	
		TIGRA TwinTop (04-09)	1.4	
		VECTRA I (B) (95-03)	2.6	
		ZAFIRA I (A) (98-05)	2.0	
		ZAFIRA II (B) (05-14)	1.6/2.0	
		DOX-2004	FORD	C-MAX I (07-10)
	C-MAX II (10-)			1.6
	FIESTA V (01-08)			2.0
	FOCUS C-MAX (03-07)			1.6/1.8/2.0
	FOCUS I (98-05)			1.4/1.6
	FOCUS I (98-05)			1.6
	FOCUS II (04-12)			1.4/1.6/1.8/2.0
FOCUS III (10-)	1.6			
GALAXY I (95-06)	2.0/2.3			
GALAXY II (06-15)	2.0			
GALAXY II (06-15)	2.0/2.3			
Grand C-MAX (10-)	1.6			
MONDEO III (00-07)	1.8			
MONDEO IV (07-15)	2.0			
MONDEO IV (07-15)	2.0/2.3			
S-MAX (06-14)	2.0			
S-MAX (06-14)	2.0/2.3			
TRANSIT (00-06)	2.3			
VOLVO	C30 (06-12)		1.6/1.8/2.0	
	C30 (06-12)		2.0	
	S40 II (04-12)		1.6/1.8/2.0	
	S40 II (04-12)		1.8	
	V50 (04-12)		1.6/1.8/2.0	
	V50 (04-12)	2.0		
	DOX-2005	CITROËN	BERLINGO (B9) (08-)	1.6
BERLINGO (MF) (96-11)			1.1	
BERLINGO (MF) (96-11)			1.6	
C2 (03-10)			1.1/1.6	
C2 (03-10)			1.6	
C3 I (02-)			1.1	
C3 I (02-)			1.6	
C3 Pluriel (03-)			1.6	
C4 (Grand) Picasso I (06-13)			1.6	
C4 (Grand) Picasso I (06-13)			1.6/1.8/2.0	
C4 (Grand) Picasso II (13-)			1.6	
C4 Coupe (04-11)			1.6	
C4 Coupe (04-11)			2.0	
C4 I (LC, LR) (04-11)			1.6	
C4 I (LC, LR) (04-11)			1.6/2.0	
C4 II (B7, NC) (09-)			1.6	
C5 I (01-04)			2.0/3.0	
C5 II (04-)	1.8/2.0/3.0			

Denso P/N	MAKE	MODEL	ENGINE CAPACITY	
DOX-2005 continued	CITROËN	C5 III (08-)	1.6/1.8/2.0/3.0	
		C6 (05-14)	3.0	
		C8 (02-)	2.0/3.0	
		C-ELYSEE (12-)	1.6	
		DS3 (09-15)	1.6	
		DS4 (11-15)	1.6	
		DS5 (11-15)	1.6	
		JUMPER (02-)	2.0	
		JUMPY (06-)	2.0	
		SAXO (96-04)	1.1/1.4	
		SAXO (96-04)	1.6	
		XSARA (97-05)	1.6	
		XSARA (97-05)	2.0	
		XSARA Picasso (99-11)	1.6	
		DS	DS3 (15-19)	1.6
			DS4 (Crossback) (15-18)	1.6
			DS5 (15-18)	1.6
		FIAT	DUCATO (244) (02-)	2.0
			ULYSSE (02-11)	3.0
		LANCIA	PHEDRA (02-10)	3.0
		PEUGEOT	106 II (96-04)	1.1
			206 (98-)	1.1
			206 (98-)	1.6
			206 CC (00-08)	1.6
			207 (06-15)	1.6
			301 (12-)	1.6
			306 (93-02)	1.6
			307 (00-12)	1.6
			307 (00-12)	1.6/2.0
	308 CC (07-14)		1.6	
	308 I (07-14)		1.6	
	308 I (07-14)		1.6/2.0	
	308 II (13-)		1.6	
	406 (95-04)		2.0	
	406 (95-04)		2.0/3.0	
	406 Coupe (97-04)		2.0	
	406 Coupe (97-04)		3.0	
	407 (04-11)		1.8/2.0/2.2/3.0	
	407 Coupe (05-)		2.2/3.0	
	508 I (10-18)		1.6	
	607 (00-11)		3.0	
	807 (02-)		2.0/3.0	
	1007 (05-)		1.6	
	3008 (09-16)		1.6	
	3008 SUV (16-)		1.6	
	5008 I (09-17)		1.6	
	5008 II (16-)		1.6	
	BOXER (02-)		2.0	
	EXPERT (07-)		2.0	
	PARTNER / RANCH (96-15)		1.1	
	PARTNER / RANCH (96-15)		1.6	
	PARTNER / RANCH (08-)		1.6	
	RCZ (10-15)		1.6	
	RENAULT	AVANTIME (01-03)	3.0	
		CLIO II (98-)	3.0	
		LAGUNA II (01-07)	3.0	
	SAAB	9-3 (02-15)	2.0	
9-3X (09-15)		2.0		
DOX-2006	ABARTH	500 / 595 (C) (312) (07-)	1.4	
		Grande PUNTO (05-12)	1.4	
ALFA ROMEO	147 (00-10)	1.6/2.0/3.2		
	156 (97-06)	1.6/1.8/2.0/2.5		
	156 (97-06)	3.2		
	166 (98-07)	2.0/2.5/3.0/3.2		
	GIULIETTA (10-)	1.4		
	GIULIETTA (10-)	1.4/1.6		
	GT (03-10)	1.8/3.2		
	GTV (95-05)	2.0/3.0/3.2		

Denso P/N	MAKE	MODEL	ENGINE CAPACITY		
DOX-2006 continued	ALFA ROMEO	MITO (08-)	1.4		
		SPIDER (94-05)	2.0/3.2		
	FIAT	500 (C) (312) (07-)	1.4		
		ALBEA / SIENA (96-11)	1.2		
		BRAVA (95-02)	1.2		
		BRAVO I (95-01)	1.2		
		BRAVO II (06-14)	1.4		
		DOBLO (01-)	1.2/1.4/1.6		
		DOBLO (10-)	1.4		
		Grande PUNTO (05-)	1.2		
		Grande PUNTO (05-)	1.2/1.4		
		Grande PUNTO (05-)	1.4		
		IDEA (03-)	1.2/1.4		
		LINEA (07-)	1.4		
		MAREA (96-07)	1.2		
		MAREA (96-07)	2.0		
		PALIO (96-)	1.2		
		PANDA (03-)	1.4		
		PUNTO (99-12)	1.2		
		PUNTO (99-12)	1.2/1.4		
		PUNTO (12-)	1.2/1.4		
		PUNTO Evo (08-12)	1.2/1.4		
		QUBO (08-)	1.4		
	STILO (01-08)	1.2/1.4/1.6/2.4			
	STRADA (99-)	1.2			
	IVECO	DAILY Citys (14-16)	3.0		
		DAILY LINE (14-)	3.0		
		DAILY V (11-14)	3.0		
		DAILY VI (14-)	3.0		
	LANCIA	DELTA III (08-14)	1.4		
		LYBRA (99-05)	2.0		
		MUSA (04-12)	1.4		
		THESIS (02-09)	2.0/2.4/3.0/3.2		
		Y (95-03)	1.2		
		YPSILON (843) (03-11)	1.2/1.4		
	YPSILON (843) (03-11)	1.4			
	DOX-2007	CHRYSLER	CROSSFIRE (03-07)	3.2	
		MERCEDES-BENZ	A-CLASS (W168) (97-04)	1.6/1.9	
			A-CLASS (W168) (97-04)	2.1	
			C-CLASS (202) (93-01)	2.0	
			C-CLASS (203) (00-07)	0/2.6/3.0/3.2	
			C-CLASS Coupe (CL203)	2.0/2.3/3.2	
			CLK (208) (97-02)	2.0	
CLK (208) (97-02)			2.3		
CLK (209) (02-10)			2.6/3.2/5.0/5.4		
CLS (219) (04-10)			5.0/5.4		
E-CLASS (210) (95-03)			0/2.4/2.6/2.8		
E-CLASS (210) (95-03)			4/2.8/3.2/4.3		
E-CLASS (211) (02-09)			6/3.0/3.2/3.5		
G-CLASS (W463) (89-)			3.2/5.0		
G-CLASS (W463) (89-)			5.4		
M-CLASS (W163) (98-05)			3.2/4.3		
M-CLASS (W163) (98-05)			3.7/5.0		
S-CLASS (W220) (98-05)			8/3.2/3.7/4.3		
S-CLASS (W220) (98-05)			5.5		
S-CLASS (W221) (05-13)			5.5/6.0/6.2		
S-CLASS Coupe (C215)			5.0/5.5/6.0/6.3		
S-CLASS Coupe (C215)			5.4/5.8		
SL (R230) (01-12)			7/5.0/5.4/5.5		
SLK (R170) (96-04)			2.0/2.3/3.2		
SLR (R199) (04-)			5.4		
VANEO (414) (02-05)			1.6/1.9		
VIANO (W639) (03-)			3.2		
VITO / MIXTO (W639) (03-)			3.2		
DOX-2008			AUDI	A3 (8L) (96-03)	1.6/1.8
				A3 (8L) (96-03)	1.8
				A4 (8D, B5) (94-01)	1.8
				A4 (8E, B6) (00-04)	8/2.0/2.4/3.0

Denso P/N	MAKE	MODEL	ENGINE CAPACITY	
DOX-2008 continued	AUDI	A4 (8E, B7) (04-08)	1.8/2.0	
		A4 Convertible (8H, B6, B7)	1.8/2.0/2.4	
		A6 (4B, C5) (97-05)	1.8	
		A6 (4B, C5) (97-05)	8/2.0/2.4/2.7	
		ALLROAD (4BH) (00-05)	2.7	
		TT (8N) (98-06)	1.8	
		SEAT	LEON (1M) (99-06)	1.8
		SKODA	OCTAVIA I (1U) (96-10)	1.8/2.0
			SUPERB I (3U) (01-08)	1.8
		VW	BORA (1J) (98-05)	1.6/2.0
	BORA (1J) (98-05)		2.0	
	BORA (1J) (98-05)		2.0/2.3	
	GOLF IV (1J, 1E) (97-06)		1.4/1.6/2.0	
	GOLF IV (1J, 1E) (97-06)		2.0	
	LUPO (6X, 6E) (98-05)		1.0	
	NEW BEETLE (9C, 1C, 1Y)		1.6	
	PASSAT (3B2, 3B5) (96-01)		1.8	
	PASSAT (3B3, 3B6) (00-05)		1.8/2.0	
	PHAETON (3D) (02-16)		6.0	
	POLO (6N2) (99-01)		1.0/1.4	
	POLO (9N) (01-09)		1.8	
	DOX-2009		CITROËN	BERLINGO (MF) (96-11)
		C4 Coupe (04-11)		2.0
		C4 I (LC, LR) (04-11)		2.0
		C5 II (04-)		3.0
		C-ELYSEE (12-)		1.6
		EVASION (94-02)		2.0
		JUMPER (02-)		2.0
		XSARA (97-05)		1.6/2.0
		XSARA (97-05)		2.0
		XSARA Picasso (99-11)		2.0
	FIAT	DUCATO (244) (02-)	2.0	
		ULYSSE (94-02)	2.0	
LANCIA	ZETA (95-02)	2.0		
PEUGEOT	206 (98-)	2.0		
	206 CC (00-08)	2.0		
	306 (93-02)	1.8		
	307 (00-12)	2.0		
	406 (95-04)	1.8/2.0/2.2		
	406 Coupe (97-04)	2.0/2.2		
	607 (00-11)	2.0		
	607 (00-11)	2.2		
	806 (94-02)	2.0		
	BOXER (02-)	2.0		
SAAB	9-5 (97-09)	3.0		
VOLVO	S80 I (98-08)	2.8/2.9		
	S80 I (98-08)	3.0		
DOX-2010	AUDI	A4 (8D, B5) (94-01)	2.4/2.7/2.8	
		A4 (8D, B5) (94-01)	2.7	
		A6 (4B, C5) (97-05)	2.4/2.7/2.8/4.2	
		A6 (4B, C5) (97-05)	2.4/2.8	
		A8 (4D) (94-02)	2.8	
		ALLROAD (4BH) (00-05)	2.7	
	FORD	GALAXY I (95-06)	2.8	
	SKODA	SUPERB I (3U) (01-08)	2.8	
	VW	PASSAT (3B2, 3B5) (96-01)	2.8	
		PASSAT (3B3, 3B6) (00-05)	2.8	
DOX-2011	MERCEDES-BENZ	SHARAN (7M) (95-10)	2.8	
		C-CLASS (202) (93-01)	2.0/2.6	
		C-CLASS (202) (93-01)	2.8/4.3	
		C-CLASS (203) (00-07)	8/2.0/2.6/3.0	
		C-CLASS (204) (07-14)	1.8	
		C-CLASS Coupe (CL203)	1.8/2.0/2.3/3.2	
		CLC (CL203) (08-11)	1.6/1.8	
		CLK (208) (97-02)	2.3/3.2/4.3/5.4	
		CLK (209) (02-10)	8/2.6/3.2/5.0	
		E-CLASS (210) (95-03)	0/2.4/2.6/2.8	
E-CLASS (210) (95-03)	4/2.8/3.2/4.3			

Denso P/N	MAKE	MODEL	ENGINE CAPACITY	
DOX-2011 continued	MERCEDES-BENZ	E-CLASS (211) (02-09)	1.8/2.6/3.2/5.0	
		G-CLASS (W463) (89-)	3.2/5.0	
		G-CLASS (W463) (89-)	5.4	
		M-CLASS (W164) (05-11)	5.0	
		R-CLASS (251) (06-14)	5.0	
DOX-2012	AUDI	SLK (R171) (04-11)	1.8/5.5	
		A3 (8L) (96-03)	1.6	
		A4 (8D, B5) (94-01)	1.8	
		A6 (4B, C5) (97-05)	1.8	
		A6 (4B, C5) (97-05)	1.8	
	SEAT	LEON (1M) (99-06)	1.6	
		TOLEDO II (1M) (99-06)	1.6	
	SKODA	OCTAVIA I (1U) (96-10)	1.6/2.0	
	VW	BORA (1J) (98-05)	1.6	
		GOLF IV (1J, 1E) (97-06)	1.6/2.0	
		PASSAT (3B2, 3B5) (96-01)	1.6/1.8	
		PASSAT (3B3, 3B6) (00-05)	2.3	
		TOUAREG (7L) (02-10)	4.2	
		TRANSPORTER IV (70X, 7D)	2.5	
TRANSPORTER IV (70X, 7D)		2.8		
DOX-2013	FORD	FIESTA IV (95-03)	1.25/1.4	
		FIESTA IV (95-03)	1.4	
		GALAXY I (95-06)	2.0/2.3	
		PUMA (97-02)	1.4/1.7	
		SCORPIO II (94-98)	2.0/2.3	
		TRANSIT (94-00)	2.0	
		TRANSIT Tourneo (94-00)	2.0	
		TRANSIT Tourneo (94-00)	2.0	
DOX-2014	INFINITI	QX56 (10-)	5.6	
	NISSAN	ALMERA II (00-06)	1.5/1.8	
		ALMERA TINO (00-06)	1.8	
		MICRA C+C (05-)	1.4	
		MICRA III (K12) (03-10)	1.0/1.2	
		MICRA III (K12) (03-10)	1.2/1.4	
		NOTE (E11) (06-12)	1.4	
		PATHFINDER III (05-)	4.0	
PRIMERA (P12) (02-)	1.6/1.8			
DOX-2015	AUDI	A3 (8L) (96-03)	1.8	
		TT (8N) (98-06)	1.8	
	SEAT	INCA (6K9) (95-03)	1.4	
	SKODA	FABIA I (6Y) (99-08)	1.0/1.4	
		OCTAVIA I (1U) (96-10)	1.4/2.0	
	VW	BORA (1J) (98-05)	2.0	
		CADDY II (9K, 9U) (95-04)	1.4	
		GOLF IV (1J, 1E) (97-06)	2.0	
		LUPO (6X, 6E) (98-05)	1.6	
		NEW BEETLE (9C, 1C, 1Y)	1.8	
		NEW BEETLE (9C, 1C, 1Y)	1.8/2.0	
		NEW BEETLE (9C, 1C, 1Y)	2.0/2.5	
		POLO Classic (6KV) (95-02)	1.4	
		POLO Classic (6KV) (95-02)	1.4/1.6	
POLO Variant (6V5) (97-01)		1.4/1.6		
DOX-2016	AUDI	A3 (8P) (03-13)	1.6	
		A3 (8P) (03-13)	1.8/2.0	
		A3 Convertible (8P7) (08-13)	1.4	
		A4 (8E, B7) (04-08)	4.2	
		A4 Convertible (8H, B6, B7)	4.2	
		A6 (4F, C6) (04-11)	5.2	
		A6 (4G, C7) (10-18)	2.0	
		A8 (4E) (02-10)	5.2	
		A8 (4H) (09-18)	4.2	
		Q7 (4L) (06-15)	3.6	
		SEAT	ALTEA (XL) (5P) (04-)	2.0
			LEON (1P) (05-12)	2.0
			TOLEDO III (5P) (04-09)	2.0
	SKODA	OCTAVIA II (1Z) (04-13)	1.4/1.6/2.0	
		RAPID (HN) (12-19)	1.4	
		SUPERB II (3T) (08-15)	1.4	
	VW	CADDY III (2K, 2C) (04-15)	1.4	
		EOS (1F) (06-15)	1.6	
		EOS (1F) (06-15)	1.6	

Denso P/N	MAKE	MODEL	ENGINE CAPACITY
DOX-2016 continued	VW	EOS (1F) (06-15)	2.0
		GOLF Plus (5M, 521) (05-14)	1.4/1.6
		GOLF V (1K) (03-09)	1.4/1.6/2.0
		JETTA III (1K2) (05-10)	1.6
		TOUAREG (7L) (02-10)	3.6
		TOURAN (1T1, 1T2) (03-10)	1.6
DOX-2017	LAND ROVER	FREELANDER I (98-06)	1.8
	MG	MG TF (02-09)	1.6/1.8
		MG ZR (01-05)	1.4/1.8
		MG ZS (01-05)	1.6/1.8
		MGF (95-02)	1.6
		MGF (95-02)	1.8
	ROVER	25 (99-05)	1.1/1.8
		25 (99-05)	1.4/1.6/1.8
		45 (00-05)	1.4/1.6/1.8
		STREETWISE (03-05)	1.4/1.6/1.8
DOX-2018	AUDI	A8 (4E) (02-10)	3.7
		A8 (4E) (02-10)	4.2
		TT (8N) (98-06)	3.2
	VW	CADDY II (9K, 9U) (95-04)	1.4
		NEW BEETLE (9C, 1C, 1Y)	1.8
		NEW BEETLE (9C, 1C, 1Y)	1.8/2.0
PASSAT (3B3, 3B6) (00-05)		4.0	
PHAEON (3D) (02-16)	PHAEON (3D) (02-16)	3.2/6.0	
	PHAEON (3D) (02-16)	4.2/6.0	
DOX-2020	ABARTH	500 / 595 (C) (312) (07-)	1.4
		Grande PUNTO (05-12)	1.4
	ALFA ROMEO	147 (00-10)	1.6
		156 (97-06)	2.0
		166 (98-07)	2.0
		GT (03-10)	2.0
		GTV (95-05)	2.0
		GTV (95-05)	3.0
		MITO (08-)	1.4
		SPIDER (94-05)	2.0
	FIAT	ALBEA / SIENA (96-11)	1.6
		BRAVA (95-02)	1.2
		BRAVO I (95-01)	1.2
		Grande PUNTO (05-)	1.4
MAREA (96-07)		2.0	
STILO (01-08)		1.6	
LANCIA	KAPPA (94-01)	2.0/2.4	
	LYBRA (99-05)	2.0	
DOX-2021	FORD	FOCUS II (04-12)	2.5
		KUGA I (08-12)	2.5
	SAAB	9-3 (98-03)	2.0
		9-3 (98-03)	2.0/2.3
		9-5 (97-09)	2.0/2.3
		9-5 (97-09)	2.0/2.3/3.0
		9-5 (97-09)	2.0/2.3/3.0
	VOLVO	C30 (06-12)	2.5
		C70 I (97-05)	2.0/2.3/2.4
		C70 II (06-13)	2.5
S40 II (04-12)		2.5	
S60 I (00-10)		2.0/2.3	
S60 I (00-10)		2.4/2.5	
S70 (96-00)		2.0/2.3/2.4	
S70 (96-00)		2.4	
S80 I (98-08)		2.0/2.8/2.9	
S80 I (98-08)		2.4/2.5/3.0	
V50 (04-12)		2.5	
V70 I (96-00)		2.0/2.3/2.4	
V70 I (96-00)		2.3	
V70 II (00-07)	2.0/2.3/2.4		
V70 II (00-07)	2.3/2.4/2.5		
XC70 I Cross Country (97-07)	2.4		
XC70 I Cross Country (97-07)	2.4/2.5		
XC90 I (02-14)	2.5		
XC90 I (02-14)	2.9		

Denso P/N	MAKE	MODEL	ENGINE CAPACITY	
DOX-2022	SAAB	9-3 (98-03)	2.0	
		9-3 (98-03)	2.0/2.3	
		9-3 (02-15)	2.0	
		9-3X (09-15)	2.0	
		9-5 (97-09)	2.0/2.3	
DOX-2022	VOLVO	S80 I (98-08)	2.8/2.9	
		S80 I (98-08)	3.0	
DOX-2023	AUDI	A4 (8E, B7) (04-08)	4.2	
		A4 Convertible (8H, B6, B7)	3.0/4.2	
		A6 (4B, C5) (97-05)	2.4	
		A8 (4E) (02-10)	6.0	
		ALLROAD (4BH) (00-05)	2.7	
		SEAT	INCA (6K9) (95-03)	1.4
	DOX-2023	VW	LEON (1M) (99-06)	2.8
			BORA (1J) (98-05)	2.3
			BORA (1J) (98-05)	2.8
			CADDY II (9K, 9U) (95-04)	1.4
			GOLF IV (1J, 1E) (97-06)	2.3/2.8/3.2
			GOLF IV (1J, 1E) (97-06)	2.8
			NEW BEETLE (9C, 1C, 1Y)	3.2
			POLO Classic (6KV) (95-02)	1.4
			POLO Classic (6KV) (95-02)	1.4/1.6
			POLO Variant (6V5) (97-01)	1.4
			POLO Variant (6V5) (97-01)	1.6
			TOUAREG (7L) (02-10)	4.2
			DOX-2024	MERCEDES-BENZ
CLS (219) (04-10)	6.2			
E-CLASS (211) (02-09)	6.2			
M-CLASS (W164) (05-11)	3.5/5.5/6.2			
R-CLASS (251) (06-14)	3.0/3.5/5.5/6.2			
S-CLASS (W221) (05-13)	3.0/3.5/4.7/5.5			
VIANO (W639) (03-)	3.7			
DOX-2025	ALFA ROMEO	145 / 146 (94-01)	1.4/1.6/1.8/2.0	
		156 (97-06)	1.6	
		156 (97-06)	1.8	
		159 (05-11)	1.8	
		166 (98-07)	2.0/2.5/3.0	
		GTV (95-05)	1.8/2.0/3.0	
		SPIDER (94-05)	1.8/2.0	
	DOX-2025	FIAT	DOBLO (01-)	1.2/1.6
			DOBLO (01-)	1.6
			LANCIA	KAPPA (94-01)
DOX-2026	BMW	1 (E81, E87) (03-12)	3.0	
		1 Coupe/Convertible (E82,	3.0	
		3 (E90, E91) (05-12)	2.5	
		3 (E90, E91) (05-12)	2.5/3.0	
		3 Coupe/Convertible (E92,	2.5/3.0	
		3 Coupe/Convertible (E92,	3.0	
		5 (E60, E61) (03-10)	2.5/3.0	
		7 (E65, E66) (01-08)	3.0	
		X1 (E84) (09-15)	3.0	
		X3 (E83) (04-11)	2.5	
		X3 (E83) (04-11)	2.5/3.0	
		X5 (E70) (07-13)	3.0	
		Z4 (E85, E86) (03-09)	2.5/3.0	
		Z4 (E89) (09-16)	2.5/3.0	
	Z4 (E89) (09-16)	3.0		
	DOX-2026	MERCEDES-BENZ	C-CLASS (203) (00-07)	2.6/3.2/5.4
			C-CLASS Coupe (CL203)	3.2
			CLK (209) (02-10)	2.6/3.2/5.0/5.4
			CLS (219) (04-10)	5.0/5.4
			E-CLASS (211) (02-09)	2.6/3.2/5.0/5.5
			M-CLASS (W164) (05-11)	5.0
R-CLASS (251) (06-14)			5.0	
DOX-2027	AUDI	SL (R230) (01-12)	5.0/5.4	
		SLR (R199) (04-)	5.4	
		A3 (8L) (96-03)	1.8	
		TT (8N) (98-06)	1.8	

Denso P/N	MAKE	MODEL	ENGINE CAPACITY		
DOX-2027 continued	SEAT	ALHAMBRA (7V) (96-10)	1.8/2.0		
		IBIZA III (6L) (02-09)	1.8		
		LEON (1M) (99-06)	1.8		
		TOLEDO II (1M) (99-06)	1.8		
	DOX-2027 continued	SKODA	OCTAVIA I (1U) (96-10)	1.8	
			OCTAVIA I (1U) (96-10)	2.0	
	DOX-2027 continued	VW	BORA (1J) (98-05)	1.8	
			BORA (1J) (98-05)	2.0	
			GOLF IV (1J, 1E) (97-06)	1.8/2.0	
			GOLF IV (1J, 1E) (97-06)	1.8/2.3	
PHAETON (3D) (02-16)			4.2		
SHARAN (7M) (95-10)			1.8		
SHARAN (7M) (95-10)			2.0		
DOX-2028			CITROËN	C1 I (05-14)	1.0
DOX-2028	PEUGEOT	107 (05-14)	1.0		
		TOYOTA	AYGO (05-14)	1.0	
	DOX-2028	TOYOTA	COROLLA (E12) (01-07)	1.4	
			YARIS (05-11)	1.0	
DOX-2028	TOYOTA	YARIS (10-)	1.0/1.8		
		AUDI	A4 (8E, B6) (00-04)	1.8/4.2	
		A4 Convertible (8H, B6, B7)	3.0		
		A6 (4B, C5) (97-05)	2.7/3.0		
DOX-2030	SEAT	AROSA (6H) (97-04)	1.0/1.4		
		VW	BORA (1J) (98-05)	2.3	
			LUPO (6X, 6E) (98-05)	1.4	
DOX-2031	HONDA	JAZZ II (02-08)	1.2/1.3		
DOX-2033	MERCEDES-BENZ	C-CLASS (202) (93-01)	2.4/2.8/4.3		
		C-CLASS (202) (93-01)	2.6		
		C-CLASS (203) (00-07)	2.0		
		C-CLASS Coupe (CL203)	2.0		
		CLK (208) (97-02)	3.2/4.3/5.4		
DOX-2034	CITROËN	C5 I (01-04)	2.0		
		C5 II (04-)	1.8		
DOX-2034	PEUGEOT	407 (04-11)	2.0/2.2		
		AUDI	A4 (8D, B5) (94-01)	1.8/2.4/2.7/2.8	
DOX-2035	AUDI	A4 (8D, B5) (94-01)	2.7		
		A6 (4B, C5) (97-05)	2.4/2.7/2.8/4.2		
		A6 (4B, C5) (97-05)	2.4/2.8		
		A6 (4B, C5) (97-05)	2.4/2.8/4.2		
		A6 (4B, C5) (97-05)	2.8		
		A8 (4D) (94-02)	2.8		
		ALLROAD (4BH) (00-05)	2.7		
		SKODA	SUPERB I (3U) (01-08)	2.8	
		VW	PASSAT (3B3, 3B6) (00-05)	2.8	
		DOX-2036	AUDI	A3 (8P) (03-13)	3.2
A4 (8E, B7) (04-08)	2.0/4.2				
A4 Convertible (8H, B6, B7)	2.0/4.2				
A6 (4F, C6) (04-11)	2.0/4.2				
A6 (4F, C6) (04-11)	3.0/4.2				
A6 Allroad (4FH) (06-11)	4.2				
A8 (4E) (02-10)	4.2				
Q7 (4L) (06-15)	3.6				
R8 (42) (07-15)	4.2/5.2				
SEAT	EXEO (3R) (08-13)			2.0	
SKODA	SUPERB II (3T) (08-15)			3.6	
DOX-2036	VW			CC (358) (11-16)	3.6
				EOS (1F) (06-15)	3.2
				GOLF V (1K) (03-09)	3.2
				PASSAT (3C) (05-11)	3.2/3.6
		PASSAT (362, 365) (10-14)	3.6		
DOX-2037	BMW	PASSAT CC (357) (08-12)	3.6		
		TOUAREG (7L) (02-10)	3.6		
		3 (E90, E91) (05-12)	4.0		
		3 Coupe/Convertible (E92,	4.0/4.4		
		5 (E60, E61) (03-10)	2.5/3.0/4.0		
		5 (E60, E61) (03-10)	4.8		
		6 (E63, E64) (04-10)	4.8		
		7 (E65, E66) (01-08)	3.0/4.0/4.8/6.0		
		X5 (E70) (07-13)	4.4/4.8		

Denso P/N	MAKE	MODEL	ENGINE CAPACITY	
DOX-2037 continued	BMW	X6 (E71, E72) (08-14)	4.4	
	MERCEDES-BENZ	C-CLASS (202) (93-01)	2.4/2.8/4.3	
		C-CLASS (202) (93-01)	2.6	
DOX-2038	AUDI	A8 (4E) (02-10)	6.0	
	SEAT	AROSA (6H) (97-04)	1.0/1.4	
		CORDOBA (6K2) (99-02)	1.8	
		IBIZA II (6K2) (99-02)	1.8	
	VW	LUPO (6X, 6E) (98-05)	1.0	
		LUPO (6X, 6E) (98-05)	1.4	
		PASSAT (3B3, 3B6) (00-05)	2.3	
		POLO (6N2) (99-01)	1.0/1.4/1.6	
		SHARAN (7M) (95-10)	2.8	
		TOUAREG (7L) (02-10)	3.2	
	DOX-2039	BMW	5 (E60, E61) (03-10)	2.5/3.0
5 (E60, E61) (03-10)			3.0	
6 (E63, E64) (04-10)			3.0	
7 (F01, F02, F03, F04) (08-15)			3.0	
MERCEDES-BENZ		X6 (E71, E72) (08-14)	3.0	
		C-CLASS (202) (93-01)	2.6	
		C-CLASS (202) (93-01)	2.8/4.3	
		C-CLASS (203) (00-07)	2.6/3.2	
		CLK (208) (97-02)	4.3/5.4	
		SL (R230) (01-12)	3.7	
		SLK (R171) (04-11)	5.5	
DOX-2040	OPEL	AGILA A (00-07)	1.2	
		OMEGA B (94-03)	2.6/3.2	
		VECTRA B (95-03)	2.6	
	VAUXHALL	AGILA I (A) (00-08)	1.2	
		OMEGA (B) (94-03)	2.6/3.2	
VECTRA I (B) (95-03)	2.6			
DOX-2041	AUDI	A1 (8X) (10-18)	1.4	
		A3 (8P) (03-13)	1.8/2.0	
		A3 (8P) (03-13)	2.5	
		A3 (8P) (03-13)	3.2	
		A3 Convertible (8P7) (08-13)	1.8/2.0	
		A4 (8K, B8) (07-15)	1.8/2.0	
		A4 Allroad (8KH) (09-16)	2.0	
		A5 (8T, 8F) (07-17)	1.8/2.0	
		A6 (4F, C6) (04-11)	3.0/4.2	
		A6 (4F, C6) (04-11)	4.2/5.2	
		A6 Allroad (4FH) (06-11)	4.2	
		A8 (4E) (02-10)	4.2	
		A8 (4H) (09-18)	4.2	
		Q3 (8U) (11-18)	2.0	
		Q5 (8R) (08-17)	2.0	
		TT (8J) (06-14)	2.5	
		SEAT	ALTEA (XL) (5P) (04-)	1.8
			ALTEA (XL) (5P) (04-)	2.0
	EXEO (3R) (08-13)		1.8/2.0	
	IBIZA IV (6J, 6P) (08-17)		1.4	
	LEON (1P) (05-12)		1.8/2.0	
	TOLEDO III (5P) (04-09)		2.0	
	SKODA	OCTAVIA II (1Z) (04-13)	1.4/1.8/2.0	
		SUPERB II (3T) (08-15)	1.8/3.6	
		SUPERB II (3T) (08-15)	2.0	
	VW	BEETLE (5C) (11-19)	1.4	
		CADDY III (2K, 2C) (04-15)	2.0	
		CC (358) (11-16)	3.6	
		EOS (1F) (06-15)	2.0	
		EOS (1F) (06-15)	3.2	
		GOLF Plus (5M, 521) (05-14)	1.4	
		GOLF V (1K) (03-09)	2.0/3.2	
		GOLF VI (5K, AJ5) (08-14)	1.4/1.8/2.0	
		JETTA III (1K2) (05-10)	1.4/2.0	
		JETTA III (1K2) (05-10)	2.0	
		MULTIVAN V (7H, 7E) (03-15)	2.0	
		MULTIVAN V (7H, 7E) (03-15)	3.2	

Denso P/N	MAKE	MODEL	ENGINE CAPACITY	
DOX-2041 continued	VW	PASSAT (3C) (05-11)	4/1.8/2.0/3.2	
		PASSAT (3C) (05-11)	1.6	
		PASSAT (362, 365) (10-14)	1.4/3.6	
		PASSAT CC (357) (08-12)	1.4	
		PASSAT CC (357) (08-12)	1.8/2.0/3.6	
		POLO (6R, 6C) (09-)	1.4	
		SCIROCCO (137, 138) (08-17)	1.4/2.0	
		SHARAN (7N) (10-)	1.4	
		TIGUAN (5N) (07-18)	1.4/2.0	
		TIGUAN (5N) (07-18)	2.0	
		TOUAREG (7P) (10-18)	3.0/3.6	
		TOURAN (1T1, 1T2) (03-10)	1.4	
		TOURAN (1T1, 1T2) (03-10)	2.0	
		TOURAN (1T3) (10-15)	1.6	
TRANSPORTER V (7H, 7E, 7J)	2.0			
TRANSPORTER V (7H, 7E, 7J)	3.2			
DOX-2042	MG	MG ZR (01-05)	1.4	
		MG ZS (01-05)	1.6/1.8/2.5	
	ROVER	25 (99-05)	1.1	
		25 (99-05)	1.4/1.6	
		45 (00-05)	1.4/1.6/1.8/2.0	
STREETWISE (03-05)	1.4/1.6			
DOX-2044	CHRYSLER	SEBRING (06-10)	2.0/2.4/2.7	
		VOYAGER V (07-)	3.3/3.8	
	DODGE	AVENGER (07-14)	2.0/2.4	
		CALIBER (06-)	1.8	
		CALIBER (06-)	2.0/2.4	
		Grand CARAVAN (07-)	3.3	
	Grand CARAVAN (07-)	3.8		
	JOURNEY (08-)	2.4		
	JEEP	COMPASS (06-)	2.4	
		PATRIOT (07-17)	2.0/2.4	
	WRANGLER III (07-)	3.8		
	MERCEDES-BENZ	A-CLASS (W169) (04-12)	1.5/1.7/2.0	
		B-CLASS (W245) (05-11)	1.5/1.7/2.0	
		C-CLASS (203) (00-07)	2.5/3.0/3.5	
C-CLASS (204) (07-14)		2.5/3.0/3.5/6.2		
C-CLASS Coupe (CL203)		2.5/3.5		
CLC (CL203) (08-11)		2.5/3.5		
CLK (209) (02-10)		3.0/3.5/5.5/6.2		
CLS (219) (04-10)		3.0/3.5/5.5		
E-CLASS (211) (02-09)		2.5/3.0/3.5/5.5		
GL (X164) (06-12)		4.7/5.5		
M-CLASS (W164) (05-11)		3.5/5.5		
R-CLASS (251) (06-14)		3.0/3.5/5.5		
SL (R230) (01-12)	3.5/5.5			
SLK (R171) (04-11)	3.0/3.5			
DOX-2045	CITROËN	BERLINGO (MF) (96-11)	1.1	
		BERLINGO (MF) (96-11)	1.4	
		C4 (Grand) Picasso I (06-13)	1.8/2.0	
		C4 Coupe (04-11)	2.0	
		C4 I (LC, LR) (04-11)	2.0	
		C5 II (04-)	1.8/2.0	
		C5 III (08-)	1.8/2.0	
		C8 (02-)	2.0	
		EVASION (94-02)	2.0	
		JUMPER (02-)	2.0	
		JUMPY (06-)	2.0	
		SAXO (96-04)	1.1/1.4	
		SAXO (96-04)	1.6	
		XSARA (97-05)	1.4/2.0	
		XSARA (97-05)	1.6/2.0	
		XSARA Picasso (99-11)	1.6	
		FIAT	SCUDO (220) (96-06)	1.6/2.0
			ULYSSE (94-02)	2.0
	ULYSSE (02-11)		2.0	
	LANCIA		ZETA (95-02)	2.0
	PEUGEOT		206 (98-)	2.0

Denso P/N	MAKE	MODEL	ENGINE CAPACITY
DOX-2045 continued	PEUGEOT	206 CC (00-08)	2.0
		301 (12-)	1.6
		306 (93-02)	1.4/1.8
		306 (93-02)	1.6
		307 (00-12)	2.0
		406 (95-04)	2.0
		406 (95-04)	2.0/2.2
		406 Coupe (97-04)	2.0
		406 Coupe (97-04)	2.0/2.2
		407 (04-11)	1.8/2.0/2.2
		407 (04-11)	2.0/2.2
		407 Coupe (05-)	2.2
		607 (00-11)	2.0
		607 (00-11)	2.2
		806 (94-02)	2.0
		807 (02-)	2.0
		EXPERT (07-)	2.0
		PARTNER / RANCH (96-15)	1.6
	VOLVO	S80 I (98-08)	2.5
		V70 II (00-07)	2.5
XC70 I Cross Country (97-07)		2.5	
XC90 I (02-14)		2.5	
DOX-2046	BMW	1 (E81, E87) (03-12)	1.6/2.0/3.0
		1 Coupe/Convertible (E82,	2.0/3.0
		1 Coupe/Convertible (E82,	3.0
		3 (E90, E91) (05-12)	1.6/2.0/2.5/3.0
		3 (E90, E91) (05-12)	2.5
		3 Coupe/Convertible (E92,	1.6/2.0/2.5/3.0
		3 Coupe/Convertible (E92,	2.0
		3 Coupe/Convertible (E92,	3.0
		5 (E60, E61) (03-10)	2.5/3.0/4.8
		5 (E60, E61) (03-10)	3.0/4.0
		5 (F10, F11) (10-16)	4.4
		5 Gran Turismo (F07) (09-17)	4.4
		6 (E63, E64) (04-10)	3.0/4.8
		6 Coupe/Convertible (F12, F13)	4.4
		6 Gran Coupe (F06) (11-18)	4.4
		7 (E65, E66) (01-08)	4.0/4.8
		7 (F01, F02, F03, F04) (08-15)	3.0/4.4/6.0
		7 (F01, F02, F03, F04) (08-15)	4.4
		X1 (E84) (09-15)	2.0/3.0
		X1 (E84) (09-15)	3.0
		X3 (E83) (04-11)	2.5
		X3 (E83) (04-11)	2.5/3.0
		X5 (E70) (07-13)	3.0
		X5 (E70) (07-13)	4.4
		X5 (F15) (12-18)	4.4
		X6 (E71, E72) (08-14)	3.0/4.4
		X6 (F16) (14-19)	4.4
		Z4 (E85, E86) (03-09)	2.5/3.0
Z4 (E89) (09-16)	2.5/3.0		
Z4 (E89) (09-16)	3.0		
DOX-2047	AUDI	A3 (8L) (96-03)	1.8
		TT (8N) (98-06)	1.8
	SEAT	ALHAMBRA (7V) (96-10)	2.8
		TOLEDO II (1M) (99-06)	2.3
	VW	BORA (1J) (98-05)	1.4
		NEW BEETLE (9C, 1C, 1Y)	2.3
SHARAN (7M) (95-10)		2.8	
DOX-2048	AUDI	A8 (4D) (94-02)	3.7/4.2
DOX-2049	MERCEDES-BENZ	C-CLASS (202) (93-01)	2.6
		C-CLASS (202) (93-01)	2.8/4.3
DOX-2050	CHEVROLET	CAPTIVA (06-)	3.2
	OPEL	ADAM (12-19)	1.2/1.4
		AGILA A (00-07)	1.0/1.2
		ASTRA G (98-09)	1.2/1.4
		ASTRA H (04-14)	1.2/1.4
ASTRA J (09-)	1.4/1.6		

Denso P/N	MAKE	MODEL	ENGINE CAPACITY	
DOX-2050 continued	OPEL	ASTRA J (09-)	1.8	
		CASCADA (13-19)	1.4	
		COMBO C (01-)	1.4	
		CORSA C (00-09)	1.0/1.2/1.4	
		CORSA D (06-14)	1.0/1.2/1.4/1.6	
		CORSA D (06-14)	1.2/1.4	
		CORSA E (14-)	1.2/1.4	
		INSIGNIA (A) (08-17)	1.4	
		INSIGNIA (A) (08-17)	1.6	
		MERIVA A (03-10)	1.4	
		MERIVA B (10-17)	1.4	
		MOKKA (12-)	1.8	
		OMEGA B (94-03)	2.6	
		SIGNUM (03-08)	3.2	
		TIGRA TwinTop (04-10)	1.4	
		VECTRA C (02-08)	3.2	
		ZAFIRA Tourer C (11-)	1.4/1.8	
		SAAB	9-3 (02-15)	2.8
		VAUXHALL	ADAM (12-19)	1.2/1.4
			AGILA I (A) (00-08)	1.0/1.2
	ASTRA V (H) (04-10)		1.4	
	ASTRA VI (J) (09-15)		1.4/1.6	
	CASCADA (13-)		1.4	
	COMBO II (C) (01-12)		1.4	
	CORSA II (C) (00-06)		1.0/1.2/1.4	
	CORSA III (D) (06-)		1.0/1.2/1.4/1.6	
	CORSA III (D) (06-)		1.2	
	CORSA III (D) (06-)		1.2/1.4	
	CORSA IV (E) (14-)		1.2/1.4	
	INSIGNIA I (A) (08-17)		1.4	
	MERIVA I (A) (03-10)		1.4	
	MERIVA II (B) (10-)		1.4	
SIGNUM (02-08)	2.8/3.2			
TIGRA TwinTop (04-09)	1.4			
VECTRA II (C) (00-08)	2.8/3.2			
ZAFIRA III (C) (11-18)	1.4/1.8			
DOX-2051	ALFA ROMEO		147 (00-10)	1.6/2.0/3.2
DOX-2052			156 (97-06)	1.6/1.8/2.0/2.5
		156 (97-06)	3.2	
		GT (03-10)	1.8/3.2	
		GTV (95-05)	2.0/3.0/3.2	
		SPIDER (94-05)	2.0/3.2	
OPEL	ASTRA G (98-09)	2.0		
	ASTRA H (04-14)	2.0		
	SPEEDSTER (00-06)	2.0		
	ZAFIRA A (99-05)	2.0		
	ZAFIRA B (05-14)	2.0		
	VAUXHALL	ASTRA IV (G) (98-06)	2.0	
		ASTRA V (H) (04-10)	2.0	
		SPEEDSTER (VX220) (00-06)	2.0	
ZAFIRA I (A) (98-05)		2.0		
ZAFIRA II (B) (05-14)	2.0			
DOX-2053	HONDA	JAZZ II (02-08)	1.2/1.3	
DOX-2054	TOYOTA	AURIS (E15) (06-12)	1.4	
		COROLLA (E12) (01-07)	1.4	
		COROLLA (E14, E15) (06-14)	1.4	
DOX-2055	FORD	C-MAX I (07-10)	1.6	
		C-MAX II (10-)	1.6	
		FOCUS C-MAX (03-07)	1.6	
		FOCUS II (04-12)	1.4/1.6	
		FOCUS III (10-)	1.6	
		Grand C-MAX (10-)	1.6	
		DOX-2056	VOLVO	C30 (06-12)
S40 II (04-12)	1.6			
V50 (04-12)	1.6			
DOX-2056	TOYOTA	YARIS (99-05)		1.0
YARIS (05-11)		1.0		
YARIS (10-)		1.0		
YARIS (10-)		1.0		

Denso P/N	MAKE	MODEL	ENGINE CAPACITY	
DOX-2057	MITSUBISHI	COLT CZC (06-09)	1.5	
		COLT VI (04-12)	1.1/1.3/1.5	
	SMART	FORFOUR I (454) (04-06)	1.1/1.3/1.5	
DOX-2058	TOYOTA	YARIS (99-05)	1.0	
DOX-2059	HYUNDAI	ACCENT II (99-06)	1.3/1.6	
		ACCENT II (99-06)	1.5	
		ACCENT III (05-10)	1.4/1.6	
		COUPE (96-02)	1.6	
		COUPE (01-09)	1.6/2.0	
		ELANTRA (00-06)	1.6/1.8/2.0	
		GETZ (02-09)	1.3/1.4/1.6	
		i30 (07-12)	2.0	
		MATRIX (01-10)	1.6/1.8	
		TRAJET (00-08)	2.0	
		TUCSON (04-10)	2.0	
		KIA	CARENS II (02-)	2.0
			CEED (06-12)	2.0
	CERATO (04-)		1.6	
	CERATO (04-)		2.0	
	PRO CEED (08-13)		2.0	
	RIO II (05-)		1.4/1.6	
	SPORTAGE II (04-10)		2.0	
	DOX-2060	HYUNDAI	COUPE (01-09)	2.0
			ELANTRA (00-06)	1.8/2.0
MATRIX (01-10)			1.8	
TRAJET (00-08)			2.0	
TUCSON (04-10)			2.0	
KIA		CEED (06-12)	2.0	
		CERATO (04-)	2.0	
DOX-2061	AUDI	A3 (8P) (03-13)	1.8	
		TT (8J) (06-14)	3.2	
	SEAT	ALTEA (XL) (5P) (04-)	1.8	
		LEON (1P) (05-12)	1.8	
		TOLEDO III (5P) (04-09)	1.8	
SKODA	OCTAVIA II (1Z) (04-13)	1.8		
DOX-2062	HYUNDAI	ATOS (98-14)	1.0	
		ATOS (98-14)	1.1	
		GETZ (02-09)	1.3/1.4/1.6	
		i10 I (07-13)	1.1	
		i20 I (08-15)	1.4/1.6	
	KIA	CERATO (09-)	1.6	
		PICANTO (04-)	1.0/1.1	
SOUL I (09-)	1.6			
DOX-2063	OPEL	ASTRA G (98-09)	1.6	
		ASTRA H (04-14)	1.6	
		MERIVA A (03-10)	1.6	
		VECTRA C (02-08)	1.6	
		ZAFIRA B (05-14)	1.6	
	VAUXHALL	ASTRA IV (G) (98-06)	1.6	
		ASTRA V (H) (04-10)	1.6	
MERIVA I (A) (03-10)	1.6			
ZAFIRA II (B) (05-14)	1.6			
DOX-2064	HYUNDAI	ATOS (98-14)	1.0	
		ATOS (98-14)	1.1	
		GETZ (02-09)	1.1	
		i10 I (07-13)	1.1	
		SANTA FÉ I (00-06)	2.0/2.4	
		SONATA IV (98-05)	2.0/2.4	
		KIA	CEED (06-12)	1.4
	JOICE (00-)		2.0	
	MAGENTIS (01-)		2.0	
	PICANTO (04-)	1.0/1.1		
PRO CEED (08-13)	1.4			
DOX-2065	HYUNDAI	ACCENT IV / SOLARIS (10-)	1.4	
		ACCENT IV / SOLARIS (10-)	1.6	
		ELANTRA (05-11)	1.6	
		GETZ (02-09)	1.1	

Denso P/N	MAKE	MODEL	ENGINE CAPACITY
DOX-2065 continued	HYUNDAI	i20 I (08-15)	1.2
		i30 (07-12)	1.4/1.6
		i30 (11-)	1.4
		i30 Coupe (13-)	1.4
		ix20 (10-)	1.4/1.6
	KIA	CEED (06-12)	1.4
		CEED (06-12)	1.4/1.6
		CEED (12-)	1.4
		PRO CEED (08-13)	1.4/1.6
		PRO CEED (13-)	1.4/1.6
RIO III (11-)		1.4/1.6	
VENGA (10-)		1.4/1.6	
DOX-2066	CITROËN	C1 I (05-14)	1.0
	PEUGEOT	107 (05-14)	1.0
	TOYOTA	AYGO (05-14)	1.0
	YARIS (99-05)	1.0	
DOX-2067	TOYOTA	COROLLA (E12) (01-07)	1.4
DOX-2068	FORD	C-MAX I (07-10)	1.8/2.0
		C-MAX II (10-)	1.6
		FIESTA V (01-08)	2.0
		FOCUS C-MAX (03-07)	1.8/2.0
		FOCUS II (04-12)	1.8/2.0
		FOCUS III (10-)	1.6
		GALAXY I (95-06)	2.0/2.3
		GALAXY II (06-15)	1.6/2.0
		GALAXY II (06-15)	2.0/2.3
		Grand C-MAX (10-)	1.6
		KUGA II (12-)	1.6
		MONDEO IV (07-15)	1.6/2.0
		MONDEO IV (07-15)	2.0/2.3
		S-MAX (06-14)	1.6/2.0
		S-MAX (06-14)	2.0/2.3
		TRANSIT Connect (13-)	1.6
		VOLVO	C30 (06-12)
	C30 (06-12)		2.0
	S40 II (04-12)		1.8
	S40 II (04-12)		1.8/2.0
	S60 II (10-18)		1.6/2.0
	S80 II (06-16)		1.6
	S80 II (06-16)	2.0	
V40 (12-)	1.6		
V50 (04-12)	1.8/2.0		
V50 (04-12)	2.0		
V60 I (10-18)	1.6/2.0		
V70 III (07-)	1.6/2.0		
V70 III (07-)	2.0		
XC60 I (08-17)	2.0		
DOX-2069	AUDI	A3 (8P) (03-13)	2.0
		A6 (4F, C6) (04-11)	5.0
		Q7 (4L) (06-15)	4.2
	SEAT	ALTEA (XL) (5P) (04-)	2.0
		LEON (1P) (05-12)	2.0
		TOLEDO III (5P) (04-09)	2.0
	SKODA	OCTAVIA II (1Z) (04-13)	2.0
	VW	GOLF Plus (5M, 521) (05-14)	2.0
		GOLF V (1K) (03-09)	2.0
		JETTA III (1K2) (05-10)	2.0
TOUAREG (7L) (02-10)		4.2	
TOURAN (1T1, 1T2) (03-10)	2.0		
DOX-2070	OPEL	AGILA B (08-14)	1.0
		AGILA B (08-14)	1.0/1.2
	SUZUKI	SPLASH (08-)	1.0/1.2
		SPLASH (08-)	1.2
		SWIFT IV (10-)	1.2
	VAUXHALL	AGILA II (B) (08-14)	1.0
		AGILA II (B) (08-14)	1.0/1.2
DOX-2075	DACIA	DUSTER (10-)	1.6
	RENAULT	CLIO III (05-14)	1.2



Denso P/N	MAKE	MODEL	ENGINE CAPACITY		
DOX-2075 continued	RENAULT	CLIO III (05-14)	1.2/1.6		
		DUSTER (09-)	2.0		
		FLUENCE (10-)	1.6/2.0		
		Grand SCÉNIC III (09-)	1.6/2.0		
		LAGUNA III (07-15)	2.0		
		LATITUDE (10-)	2.0		
		LOGAN II (13-)	1.6		
		MEGANE CC (10-)	1.6/2.0		
		MEGANE III (08-)	1.6		
		MEGANE III (08-)	1.6/2.0		
		MEGANE III (08-)	2.0		
		MODUS (04-)	1.2		
		SANDERO I (Stepway) (07-)	1.6		
		SCÉNIC III (09-)	1.6/2.0		
		TWINGO II (07-)	1.6		
		WIND (10-)	1.6		
		DOX-2076	DACIA	DOKKER (12-)	1.2
				DUSTER (17-)	1.2
DUSTER (10-)	1.2				
DUSTER (10-)	1.2/1.6				
LODGY (12-)	1.2				
LOGAN II (12-)	0.9				
LOGAN MCV II (13-)	0.9				
SANDERO II (Stepway) (12-)	0.9				
NISSAN	JUKE (10-)		1.2		
	PULSAR (C13) (12-)		1.2		
	QASHQAI II (13-)		1.2		
RENAULT	CAPTUR I (13-)		0.9/1.2		
	CLIO III (05-14)		1.2/2.0		
	CLIO IV (12-)		0.9/1.2		
	DUSTER (09-)		1.6		
	ESPACE IV (02-)		2.0		
	Grand SCÉNIC III (09-)		1.2		
	Grand SCÉNIC III (09-)		1.4		
	KADJAR (15-)		1.2		
	KANGOO (08-)		1.2		
	KANGOO (08-)		1.6		
	LAGUNA III (07-15)		2.0		
	MEGANE CC (10-)		1.2/1.4/2.0		
	MEGANE III (08-)		1.2/2.0		
	MEGANE III (08-)		1.4/2.0		
	MODUS (04-)		1.2		
	SCÉNIC III (09-)		1.2		
	SCÉNIC III (09-)		1.4		
	TWINGO II (07-)		1.2		
	WIND (10-)		1.2		
DOX-2081	CHEVROLET	AVEO (T300) (11-)	1.2		
		AVEO (T300) (11-)	1.2/1.4		
		CRUZE (09-)	1.4		
		ORLANDO (11-)	1.4		
		TRAX (12-)	1.4		
	OPEL	ADAM (12-19)	1.2/1.4		
		AMPERA (11-15)	1.4		
		ASTRA J (09-)	1.4		
		COMBO C (01-)	1.6		
		CORSA D (06-14)	1.0/1.2/1.4		
		CORSA D (06-14)	1.2		
		CORSA E (14-)	1.2/1.4		
		INSIGNIA (A) (08-17)	1.4		
		MERIVA B (10-17)	1.4		
		MOKKA (12-)	1.4		
		ZAFIRA B (05-14)	1.6		
		ZAFIRA Tourer C (11-)	1.4		
	VAUXHALL	ADAM (12-19)	1.2/1.4		
		AMPERA (12-)	1.4		
		ASTRA VI (J) (09-15)	1.4		
		CASCADA (13-)	1.4		
		CORSA III (D) (06-)	1.0/1.2/1.4		

Denso P/N	MAKE	MODEL	ENGINE CAPACITY
DOX-2081 continued	VAUXHALL	CORSA III (D) (06-)	1.2
		CORSA IV (E) (14-)	1.2/1.4
		INSIGNIA I (A) (08-17)	1.4
		MERIVA II (B) (10-)	1.4
		MOKKA (12-)	1.4
		ZAFIRA III (C) (11-18)	1.4

Denso P/N	MAKE	MODEL	ENGINE CAPACITY	
DOX-0101	TOYOTA	4 RUNNER (N10) (89-96)	3.0	
		4 RUNNER (N5) (87-89)	2.4	
		CAMRY (V1) (90-97)	2.2	
		CAMRY (V2) (86-91)	2.0/2.5	
		CARINA E (92-97)	2.0	
		CARINA II (83-92)	1.6/2.0	
		CELICA (89-93)	1.6/2.0	
		CELICA (93-99)	1.8/2.0	
		COROLLA (E9) (87-93)	1.6	
		HIACE IV (87-12)	2.4	
		HILUX II (83-05)	2.4	
		LAND CRUISER (J80) (90-98)	4.0	
		LAND CRUISER / PRADO	2.4	
		LITEACE (92-97)	2.2	
		MR 2 II (89-00)	2.0	
PREVIA / ESTIMA I (90-00)	2.4			
DOX-0102	TOYOTA	COROLLA (E11) (97-02)	1.8	
		LITEACE (92-97)	2.2	
		PASEO (88-95)	1.5	
		PREVIA / ESTIMA I (90-00)	2.4	
		STARLET (P8) (89-96)	1.3	
DOX-0104	CITROËN	BERLINGO (MF) (96-11)	1.8	
		SAXO (96-04)	1.4	
		XANTIA (93-03)	1.8	
		XSARA (97-05)	1.4/1.8	
	PEUGEOT	106 II (96-04)	1.4	
		206 (98-)	1.1/1.4	
		306 (93-02)	1.4/1.8	
		406 (95-04)	1.8	
		PARTNER / RANCH (96-15)	1.4/1.8	
	TOYOTA	CARINA E (92-97)	1.6	
DOX-0106	DAIHATSU	SIRION (05-)	1.0	
		LEXUS	GS (05-11)	3.0
			LS (06-17)	4.6
	TOYOTA	AVENSIS (97-03)	1.8	
		AVENSIS (03-09)	1.6/1.8	
		AVENSIS Verso (01-09)	2.4	
		COROLLA (E12) (01-07)	1.6	
		COROLLA (E14, E15) (06-14)	1.6	
		COROLLA Verso (E12) (01-09)	1.6/1.8	
		LAND CRUISER / PRADO	4.0	
		YARIS (99-05)	1.0	
		YARIS (05-11)	1.3	
DOX-0107	TOYOTA	CAMRY (V1) (90-97)	3.0	
		CAMRY (V2) (86-91)	2.0	
		COROLLA (E9) (87-93)	1.3	
		STARLET (P7) (84-89)	1.3	
		SUPRA (86-93)	3.0	
DOX-0108	TOYOTA	COROLLA (E9) (87-93)	1.6	
		COROLLA (E10) (92-99)	1.3/1.6/1.8	
DOX-0109	ACURA	LEGEND II (91-96)	3.2	
	DAIHATSU	COPEN (03-12)	0.7/1.3	
		CUORE VI (03-)	1.0	
		GRAN MOVE (96-02)	1.6	
		MATERIA (06-)	1.3/1.5	
		MOVE (94-02)	1.0	
		SIRION (98-05)	1.0/1.3	
		SIRION (05-)	1.0	
		SIRION (05-)	1.3/1.5	
		TERIOS (97-05)	1.3	
		TERIOS (05-)	1.3	
		TERIOS (05-)	1.5	
		TREVIS (06-)	1.0	
		YRV (01-)	1.0/1.3	
		FIAT	SEDICI (06-14)	1.6
		HONDA	ACCORD V (93-98)	2.0/2.2
	ACCORD VI (97-05)		2.0/3.0	

Denso P/N	MAKE	MODEL	ENGINE CAPACITY
DOX-0109 continued	HONDA	CIVIC V (91-97)	1.5/1.6
		CIVIC VI (94-01)	1.4/1.6
		CIVIC VI (94-01)	1.4/1.6/1.8
		CIVIC VII (00-05)	1.4/1.6/1.7
		CR-V I (95-02)	2.0
		CRX III (92-98)	1.6
		HR-V (99-)	1.6
		INTEGRA (93-01)	1.8
		LEGEND II (91-96)	3.2
		LEGEND III (96-06)	3.5
		LOGO (99-02)	1.3
		NSX (90-05)	3.0
		NSX (90-05)	3.0/3.2
		PRELUDE IV (92-96)	2.2
		PRELUDE V (96-00)	2.0
		SHUTTLE (94-04)	2.2
		SHUTTLE (94-04)	2.3
		JAGUAR	XF (08-15)
	XF (08-15)		5.0
	XJ (09-)		5.0
	LAND ROVER	DISCOVERY III (04-09)	4.4
		DISCOVERY IV (09-18)	5.0
		FREELANDER II (06-14)	3.2
		RANGE ROVER III (02-12)	4.2/4.4
		RANGE ROVER Sport (05-13)	4.2/4.4/5.0
	LEXUS	CT (10-)	1.8
		ES (06-12)	3.5
		ES (12-18)	3.5
		GS (93-97)	3.0
		GS (97-05)	3.0
		GS (97-05)	3.0/4.3
		GS (05-11)	3.0/3.5/4.3/4.6
GS (12-)		2.5	
GS (12-)		3.5	
GX (01-09)		4.7	
GX (09-)		4.6	
IS C (09-15)		2.5	
IS I (99-05)		2.0	
IS I (99-05)		3.0	
IS II (05-13)		2.5/5.0	
IS III (13-)		2.5	
LS (94-00)		4.0	
LS (00-06)		4.3	
LS (06-17)		4.6	
LS (06-17)		4.6/5.0	
LX (98-08)		4.7	
LX (07-)		5.7	
RX (03-08)		3.0/3.3/3.5	
RX (08-15)	3.5		
SC (01-10)	4.3		
MAZDA	3 (00-09)	1.3/1.6	
	3 (09-14)	1.6	
	323 C V (94-98)	1.8	
	323 F V (94-98)	1.8	
	323 S V (94-98)	1.8	
	MPV I (88-99)	3.0	
	MPV II (99-06)	2.0/2.3/3.0	
	MPV II (99-06)	2.0/2.5	
	MX-3 (91-98)	1.8	
	MX-5 I (90-98)	1.6/1.8	
	MX-5 II (98-05)	1.6/1.8	
	MX-5 II (98-05)	1.8	
	MX-5 III (05-14)	1.8/2.0	
	RX 8 (03-12)	1.3	
MITSUBISHI	3000 GT (89-99)	3.0	
	CARISMA (95-06)	1.6/1.8	
	COLT III (88-92)	1.6	

# Lambda Sensors

## Buyers Guide - Universal Fit

Denso P/N	MAKE	MODEL	ENGINE CAPACITY	
DOX-0109 continued	MITSUBISHI	COLT IV (92-96)	1.6/1.8	
		COLT V (95-03)	1.3/1.6	
		ECLIPSE I (89-95)	2.0	
		ECLIPSE II (94-99)	2.0	
		GALANT IV (87-92)	2.0	
		GALANT V (92-96)	1.8/2.0/2.5	
		GALANT VI (96-04)	2.0/2.4/2.5	
		GRANDIS (04-11)	2.4	
		L 200 (96-07)	2.4	
		L 300 (86-06)	2.0	
		LANCER Evo I (92-93)	2.0	
		LANCER Evo II (94-95)	2.0	
		LANCER Evo III (95-96)	2.0	
		LANCER Evo V (98)	2.0	
		LANCER Evo VI (99-01)	2.0	
		LANCER IV (88-94)	1.6/1.8	
		LANCER IV (88-94)	1.8	
		LANCER V (91-03)	1.6	
		LANCER V (91-03)	1.6/1.8	
		LANCER VI (95-03)	1.6	
		LANCER VII (03-13)	2.0	
		OUTLANDER I (03-06)	2.0/2.4	
		OUTLANDER II (06-12)	3.0	
		PAJERO II (90-00)	3.0	
		PAJERO II (90-00)	3.0/3.5	
		PAJERO III (00-07)	3.5	
		PAJERO IV (06-)	3.8	
		PAJERO Pinin (99-07)	1.8	
		PAJERO Pinin (99-07)	1.8/2.0	
		PAJERO Sport I (97-)	3.0	
		SIGMA (90-96)	3.0	
		SPACE RUNNER (91-99)	1.8	
		SPACE RUNNER (99-02)	2.0	
		SPACE RUNNER (99-02)	2.0/2.4	
		SPACE STAR (98-04)	1.3/1.8	
		SPACE STAR (98-04)	1.6/1.8	
		SPACE WAGON (91-98)	2.0/2.4	
		SPACE WAGON (98-04)	2.0/2.4	
		SPACE WAGON (98-04)	2.4	
		OPEL	ASTRA G (98-09)	2.2
			SPEEDSTER (00-06)	2.2
			VECTRA B (95-03)	2.2
			VECTRA C (02-08)	2.2
		ZAFIRA A (99-05)	2.2	
		SUBARU	JUSTY II (95-03)	1.3
			JUSTY III (03-)	1.3/1.5
		SUZUKI	ALTO IV (93-98)	1.0
			ALTO V (00-02)	1.0
			ALTO VI (02-08)	1.1
	BALENO (95-02)		1.3/1.6	
	CARRY (99-)		1.3	
	Grand VITARA I (98-06)		1.6/2.0	
	Grand VITARA I (98-06)		2.7	
	Grand VITARA II (05-)		2.7	
	IGNIS I (00-05)		1.3/1.5	
	IGNIS II (03-)		1.3/1.5	
	JIMNY (98-)		1.3	
LIANA (01-07)	1.3/1.6			
SWIFT II (89-05)	1.0			
SWIFT II (89-05)	1.0/1.3			
SWIFT II (89-05)	1.3			
SWIFT III (05-)	1.3/1.5/1.6			
SWIFT IV (10-)	1.6			
SX4 (06-)	1.5			
SX4 (06-)	1.6			
VITARA (88-99)	1.6			
WAGON R+ (00-)	1.3			

Denso P/N	MAKE	MODEL	ENGINE CAPACITY
DOX-0109 continued	SUZUKI	X-90 (95-97)	1.6
	TOYOTA	ALLION I (01-07)	2.0
		ALPHARD I (03-08)	3.0
		ALTEZZA (99-05)	2.0
		ARISTO (97-04)	3.0
		AURIS (E15) (06-12)	1.3/1.6/1.8
		AURIS (E15) (06-12)	1.8
		AURIS (E18) (12-18)	1.3/1.6
		AVALON (X3) (05-12)	3.5
		AVENSIS (97-03)	1.6/1.8/2.0
		AVENSIS (97-03)	2.0
		AVENSIS (03-09)	1.6/1.8/2.0/2.4
		AVENSIS (08-18)	1.6/1.8/2.0
		AVENSIS Verso (01-09)	2.0/2.4
		BREVIS (99-07)	3.0
		CALDINA (T24) (02-07)	2.0
		CAMRY (V2) (96-01)	2.2/3.0
		CAMRY (V3) (01-06)	3.0
		CAMRY (V4) (06-11)	2.4/3.5
		CAMRY (V5) (11-)	3.5
		CELICA (93-99)	1.8
		CELICA (99-05)	1.8
		CELSIOR (93-00)	4.0
		COROLLA (E11) (97-02)	1.6/1.8
		COROLLA (E12) (01-07)	1.5/1.6/1.8
		COROLLA (E14, E15) (06-14)	1.3/1.6
		COROLLA (E14, E15) (06-14)	1.6
		COROLLA (E18) (13-18)	1.6/1.8
		COROLLA Verso (E12) (01-09)	1.6/1.8
		FJ CRUISER (07-18)	4.0
		GAIA (98-03)	2.0
		HARRIER (03-08)	3.5
		ISIS (04-14)	1.8
		LAND CRUISER (J100) (98-08)	4.7
		LAND CRUISER (J200) (07-)	4.6
		LAND CRUISER (J200) (07-)	4.7
		LAND CRUISER / PRADO	2.7/4.0
		LAND CRUISER / PRADO	4.0
		LAND CRUISER / PRADO /	3.4
		MARK II (88-96)	2.5
		MR 2 II (89-00)	2.0
		MR 2 III (99-07)	1.8
		NADIA (98-03)	2.0
		NOAH / VOXY (01-07)	2.0
		OPA (00-05)	2.0
		PASEO (95-99)	1.5
		PICNIC (96-01)	2.0
		PLATZ (99-05)	1.0/1.5
		PREVIA / ESTIMA II (00-06)	2.4
		PREVIA / ESTIMA III (05-)	2.4
		PRIUS (W1) (00-04)	1.5
		PRIUS (W2) (03-09)	1.5
		PRIUS (W3) (09-)	1.8
		PRIUS Plus (W4) (11-)	1.8
		PROGRES (97-07)	3.0
		RAUM (03-11)	1.5
	RAV 4 I / FUNCRAUISER (94-00)	2.0	
RAV 4 II (00-05)	1.8/2.0		
RAV 4 III (05-13)	2.0		
STARLET (P9) (96-99)	1.3		
SUPRA (93-02)	3.0		
TOWN ACE (92-01)	2.0		
VEROSSA (00-03)	2.0		
VERSO (09-18)	1.6/1.8		
WILL Cypha (01-05)	1.5		
WILL VS (01-04)	1.5		
WINDOM (01-06)	3.0		

Denso P/N	MAKE	MODEL	ENGINE CAPACITY
DOX-0109 continued	TOYOTA	YARIS (99-05)	1.0/1.3/1.5
		YARIS (05-11)	1.3
		YARIS (05-11)	1.8
		YARIS VERSO (99-05)	1.3
		YARIS VERSO (99-05)	1.5
	VAUXHALL	ASTRA IV (G) (98-06)	2.2
		SPEEDSTER (VX220) (00-06)	2.2
		VECTRA I (B) (95-03)	2.2
		VECTRA II (C) (00-08)	2.2
		ZAFIRA I (A) (98-05)	2.2
		VOLVO	C30 (06-12)
	C70 II (06-13)		2.4
	S40 II (04-12)		2.4
	S60 I (00-10)		2.4
	S80 I (98-08)		2.4
	S80 II (06-16)		4.4
	V50 (04-12)		2.4
	V70 II (00-07)		2.4
	XC90 I (02-14)		3.2
	XC90 I (02-14)		3.2/4.4
DOX-0110	LEXUS	LX (98-08)	4.7
		RX (98-03)	3.0
DOX-0110	TOYOTA	4 RUNNER (N18) (95-02)	2.7/3.4
		CALDINA (T19) (92-97)	2.0
		CARINA E (92-97)	2.0
		CELICA (93-99)	2.0
		COROLLA (E11) (97-02)	1.8
		CRESTA (84-01)	2.0
		HARRIER (97-03)	3.0
		HIACE IV (87-12)	2.4
		HIACE IV (87-12)	2.4/2.7
		HILUX II (83-05)	2.4
		KLUGER / HIGHLANDER I	3.0
		LAND CRUISER (J80) (90-98)	4.5
		LAND CRUISER (J100) (98-08)	4.7
		LAND CRUISER / PRADO /	3.4
		MARK II (96-01)	2.0
		RAV 4 I / FUNCRUISER (94-00)	2.0
		SUPRA (93-02)	3.0
		DOX-0111	TOYOTA
COROLLA (E11) (97-02)	1.4		
COROLLA (E11) (97-02)	1.6		
DOX-0113	DAIHATSU	COPEN (03-12)	0.7/1.3
		MATERIA (06-)	1.3/1.5
		SIRION (05-)	1.3/1.5
		TERIOS (05-)	1.3
		TERIOS (05-)	1.5
		YRV (01-)	1.3
	FIAT	SEDICI (06-14)	1.6
	HONDA	CIVIC VII (00-05)	1.4/1.6
		NSX (90-05)	3.0
		NSX (90-05)	3.0/3.2
	JAGUAR	XJ (94-97)	4.0
		XJ (97-03)	3.2/4.0
		XK 8 (96-05)	4.0
		X-TYPE (01-09)	2.1/2.5/3.0
	MAZDA	3 (00-09)	1.3/1.6
		MPV II (99-06)	2.0/2.3/3.0
		MX-5 II (98-05)	1.6/1.8
	MITSUBISHI	MX-5 II (98-05)	1.8
		ASX (10-)	1.8
		ASX (10-)	2.0
CARISMA (95-06)		1.3/1.6/1.8	
CARISMA (95-06)		1.6/1.8	
COLT V (95-03)		1.3/1.6	
ECLIPSE Cross (17-)		1.5	
GALANT VI (96-04)		2.0/2.4	

Denso P/N	MAKE	MODEL	ENGINE CAPACITY
DOX-0113 continued	MITSUBISHI	GALANT VI (96-04)	2.0/2.4/2.5
		GRANDIS (04-11)	2.4
		L 200 (96-07)	2.4
		LANCER Evo X (07-15)	2.0
		LANCER VII (03-13)	2.0
		LANCER VIII (07-)	1.8
		LANCER VIII (07-)	2.0
		OUTLANDER I (03-06)	2.0/2.4
		OUTLANDER II (06-12)	2.0/2.4/3.0
		OUTLANDER III (12-)	2.0/2.4
		PAJERO III (00-07)	3.5
		PAJERO IV (06-)	3.8
		PAJERO Pinin (99-07)	1.8/2.0
		PAJERO Sport I (97-)	3.0
		SPACE RUNNER (99-02)	2.0
		SPACE RUNNER (99-02)	2.0/2.4
	SPACE STAR (98-04)	1.3/1.8	
	SPACE STAR (98-04)	1.6/1.8	
	SPACE WAGON (98-04)	2.0/2.4	
	SPACE WAGON (98-04)	2.4	
DOX-0113	SUBARU	FORESTER (97-02)	2.0
		FORESTER (02-08)	2.0/2.5
		IMPREZA (00-09)	2.0/2.5
		IMPREZA (11-)	2.5
		JUSTY III (03-)	1.3/1.5
		LEGACY IV (03-09)	2.5/3.0
		OUTBACK (00-03)	3.0
		OUTBACK (03-09)	2.5/3.0
	SUZUKI	ALTO VI (02-08)	1.1
		CARRY (99-)	1.3
		Grand VITARA I (98-06)	1.6
		Grand VITARA II (05-)	1.6
		Grand VITARA II (05-)	1.6/2.0
		IGNIS I (00-05)	1.3/1.5
IGNIS II (03-)	1.3/1.5		
JIMNY (98-)	1.3		
LIANA (01-07)	1.3/1.6		
SWIFT III (05-)	1.3/1.5/1.6		
SWIFT IV (10-)	1.6		
SX4 (06-)	1.6		
WAGON R+ (00-)	1.3		
DOX-0113	VOLVO	C70 I (97-05)	2.4
		S60 I (00-10)	2.4
		S70 (96-00)	2.4
		S80 I (98-08)	2.4
		V70 I (96-00)	2.4
		V70 II (00-07)	2.4
DOX-0114	AUDI	A4 (8D, B5) (94-01)	2.4/2.8
		A6 (4A, C4) (94-97)	2.8
		A6 (4B, C5) (97-05)	2.4/2.7/2.8
		A6 (4B, C5) (97-05)	2.4/2.8
	A8 (4D) (94-02)	2.8	
	CHEVROLET	AVALANCHE (05-13)	5.3
	FIAT	PALIO (96-)	1.2
	FORD	ESCORT V (90-95)	3/1.4/1.6/1.8
		ESCORT VI (95-01)	1.4/1.6/1.8
		ESCORT VI (95-01)	1.6/1.8/2.0
		FIESTA III (89-97)	1.1/1.3
		FIESTA III (89-97)	1.3/1.4/1.6
		FIESTA IV (95-03)	1.3
		MONDEO III (00-07)	1.8/2.0/2.5/3.0
ORION III (90-93)		1.3/1.4/1.6/1.8	
SCORPIO I (85-94)		2.0/2.4/2.9	
SCORPIO I (85-94)		2.9	
SCORPIO II (94-98)	2.9		
TRANSIT (91-94)	2.0/2.9		
HYUNDAI	COUPE (96-02)	1.6/2.0	

Denso P/N	MAKE	MODEL	ENGINE CAPACITY	
DOX-0114 continued	HYUNDAI	LANTRA II (95-00)	1.5/1.6/1.8/2.0	
	MERCEDES-BENZ	C-CLASS (202) (93-01)	1.8/2.0/2.3	
		C-CLASS (202) (93-01)	2.3	
		CLK (208) (97-02)	2.0	
		E-CLASS (210) (95-03)	2.0	
		E-CLASS (210) (95-03)	2.3	
		M-CLASS (W163) (98-05)	2.3	
		SLK (R170) (96-04)	2.0/2.3	
		MITSUBISHI	CARISMA (95-06)	1.6/1.8
			CARISMA (95-06)	1.8
			SPACE STAR (98-04)	1.3/1.8
	NISSAN	MICRA II (K11) (92-03)	1.0/1.4	
	OPEL	ASTRA G (98-09)	1.4/1.6	
		ASTRA G (98-09)	1.6	
		COMBO C (01-)	1.6	
		CORSA C (00-09)	1.4	
		MERIVA A (03-10)	1.6	
		VECTRA B (95-03)	1.6	
		VECTRA C (02-08)	1.6	
		ZAFIRA A (99-05)	1.6	
		RENAULT	CLIO II (98-)	1.6
			ESPACE III (96-02)	2.0
	LAGUNA I (93-01)		1.6/1.8/2.0	
	MEGANE I (96-03)		2.0	
	MEGANE Scénic (96-99)		2.0	
	SPORT Spider (95-99)		2.0	
	TWINGO I (93-07)		1.2	
	SEAT	AROSA (6H) (97-04)	1.0	
		CORDOBA (6K1) (93-99)	1.0/1.4/1.8	
		CORDOBA (6K1) (93-99)	1.4/1.6	
		IBIZA II (6K1) (93-99)	1.0/1.4	
		IBIZA II (6K1) (93-99)	1.0/1.6/1.8	
		INCA (6K9) (95-03)	1.4	
		INCA (6K9) (95-03)	1.6	
	TOYOTA	AVENSIS (97-03)	1.6	
		CARINA E (92-97)	1.6	
		COROLLA (E11) (97-02)	1.4	
	VAUXHALL	ASTRA IV (G) (98-06)	1.4/1.6	
		ASTRA IV (G) (98-06)	1.6	
		COMBO II (C) (01-12)	1.4	
		COMBO II (C) (01-12)	1.6	
		CORSA II (C) (00-06)	1.4	
		MERIVA I (A) (03-10)	1.6	
		VECTRA I (B) (95-03)	1.6	
	ZAFIRA I (A) (98-05)	1.6		
	VOLVO	850 (91-97)	2.0/2.4	
	VW	CADDY II (9K, 9U) (95-04)	1.4/1.6	
		GOLF III (1H, 1E) (91-99)	1.8	
		GOLF IV (1J, 1E) (97-06)	1.8	
		LUPO (6X, 6E) (98-05)	1.0	
PASSAT (3A2, 35I) (88-97)		1.8		
PASSAT (3B2, 3B5) (96-01)		2.8		
POLO (6N1) (94-99)		1.0		
POLO Classic (6KV) (95-02)		1.4		
POLO Classic (6KV) (95-02)		1.6		
VENTO (1H2) (91-98)		1.8		
DOX-0115		AUDI	80 (89, 8A, B3) (86-91)	1.8
	80 (89, 8A, B3) (86-91)		1.8/2.0	
	80 (89, 8A, B3) (86-91)		2.0	
	80 (8C, B4) (91-96)		6/2.0/2.3/2.6	
	90 (89, 8A, B3) (87-91)		2.0/2.2/2.3	
	90 (89, 8A, B3) (87-91)		2.0/2.3	
	90 (89, 8A, B3) (87-91)		2.3	
	100 (4A, C4) (90-94)		0/2.2/2.3/2.6	
	A6 (4A, C4) (94-97)		0/2.2/2.3/2.6	
	A6 (4B, C5) (97-05)		2.4	

Denso P/N	MAKE	MODEL	ENGINE CAPACITY	
DOX-0115 continued	AUDI	A8 (4D) (94-02)	2.8	
		CABRIOLET (8G7) (91-00)	2.0/2.3	
		CABRIOLET (8G7) (91-00)	2.8	
		COUPE (89, 8B) (88-96)	2.0/2.2/2.6/2.8	
		COUPE (89, 8B) (88-96)	2.0/2.3	
		QUATTRO (85) (80-91)	2.2	
		V8 (44, 4C) (88-94)	3.6	
		V8 (44, 4C) (88-94)	4.2	
		CHRYSLER	GS DAYTONA SHELBY (87-92)	2.2
			LE BARON (86-96)	2.5
	FIAT	COUPE (93-00)	2.0	
		FIORINO (88-01)	1.3/1.5	
		FIORINO (88-01)	1.4/1.6	
		PANDA (80-04)	1.0	
		PANDA (80-04)	1.0/1.1	
		PANDA (80-04)	1.1	
		TEMPRA (90-96)	1.4/1.6	
		TIPO (160) (87-95)	1.4	
		TIPO (160) (87-95)	1.4/1.6/1.8	
		TIPO (160) (87-95)	1.6/1.8/2.0	
		UNO (146) (83-00)	1.0/1.3/1.4/1.5	
		UNO (146) (83-00)	1.1	
		UNO (146) (83-00)	1.4	
	FORD	ESCORT IV (85-90)	1.4/1.6	
		ORION I (83-86)	1.6	
		ORION II (85-90)	1.4/1.6	
		SCORPIO I (85-94)	2.0	
		SCORPIO I (85-94)	2.0/2.4/2.9	
		SCORPIO I (85-94)	2.9	
		SIERRA (87-93)	2.9	
	HYUNDAI	ACCENT I (94-00)	1.3/1.5	
	LANCIA	DEDRA (89-99)	1.6/1.8/2.0	
		DELTA II (93-99)	1.4/2.0	
		THEMA (84-94)	2.0	
		Y10 (85-95)	1.1	
		Y10 (85-95)	1.3	
	MERCEDES-BENZ	Saloon (W124) (84-93)	2.0	
		Saloon (W124) (84-93)	2.0/2.6/3.0	
	NISSAN	ALMERA II (00-06)	1.5/1.8	
		ALMERA TINO (00-06)	1.8	
		MICRA II (K11) (92-03)	1.0/1.3	
		PRIMERA (P11) (96-02)	1.6/2.0	
		PRIMERA (P11) (96-02)	1.8/2.0	
	OPEL	ASTRA F (91-01)	2.0	
		CALIBRA (90-97)	2.0	
		CALIBRA (90-97)	2.0/2.5	
		FRONTERA A (92-98)	2.0/2.2	
		KADETT E (84-94)	1.8	
		KADETT E (84-94)	1.8/2.0	
		KADETT E (84-94)	2.0	
OMEGA A (86-94)		2.0/3.0		
OMEGA A (86-94)		2.6		
OMEGA B (94-03)		2.0		
OMEGA B (94-03)		2.5/3.0		
SENATOR B (87-93)		2.6		
SENATOR B (87-93)		3.0		
SINTRIA (96-99)		2.2/3.0		
VECTRA A (88-95)		2.0		
VECTRA A (88-95)	2.0/2.5			
VECTRA B (95-03)	2.5			
RENAULT	KANGOO (97-)	1.2		
SEAT	TOLEDO I (1L) (91-99)	1.8		
SUBARU	IMPREZA (92-00)	1.6/1.8		
	IMPREZA (92-00)	2.0		
VAUXHALL	LEGACY III (98-03)	2.0/2.5		
	ASTRA II (84-94)	1.8		
	ASTRA II (84-94)	2.0		

Denso P/N	MAKE	MODEL	ENGINE CAPACITY	
DOX-0115 continued	VAUXHALL	CALIBRA (90-97)	2.0/2.5	
		CARLTON III (86-94)	2.0/3.0	
		CARLTON III (86-94)	2.6	
		CAVALIER III (88-95)	2.0	
		CAVALIER III (88-95)	2.0/2.5	
		FRONTERA I (A) (91-98)	2.0/2.2	
		OMEGA (B) (94-03)	2.0	
		OMEGA (B) (94-03)	2.5/3.0	
		SENATOR II (B) (87-93)	2.6	
		SENATOR II (B) (87-93)	3.0	
		SINTRA (96-99)	2.2/3.0	
		VECTRA I (B) (95-03)	2.5	
		VOLVO	240 (74-93)	2.3
			440 (88-96)	1.6/1.7
			440 (88-96)	1.8/2.0
	460 (88-96)		1.6/1.8/2.0	
	460 (88-96)		1.7	
	480 (86-96)		1.7	
	480 (86-96)		2.0	
	740 (83-92)		2.0/2.3	
	760 (81-92)		2.3	
	760 (81-92)		2.8	
	940 I (90-95)		2.0/2.3	
	960 I (90-94)		2.0	
	VW		CORRADO (53I) (88-95)	1.8
			GOLF II (19, 1G) (83-92)	1.3/1.8
			GOLF II (19, 1G) (83-92)	1.8
		JETTA II (19, 1G) (84-92)	1.3	
		JETTA II (19, 1G) (84-92)	1.3/1.8	
		JETTA II (19, 1G) (84-92)	1.8	
		PASSAT (3A2, 35I) (88-97)	1.8	
		PASSAT (3A2, 35I) (88-97)	1.8/2.0	
		PASSAT (3A2, 35I) (88-97)	2.0	
		POLO (86C, 80) (81-94)	1.0/1.3	
		POLO (86C, 80) (81-94)	1.3	
		SCIROCCO (53B) (80-92)	1.8	
		TRANSPORTER IV (70X, 7D)	2.0/2.5	
	TRANSPORTER IV (70X, 7D)	2.5		
	DOX-0116	AUDI	80 (8C, B4) (91-96)	2.0/2.6/2.8
			100 (4A, C4) (90-94)	2.0/2.6/2.8
			A6 (4A, C4) (94-97)	2.0/2.6
			CABRIOLET (8G7) (91-00)	2.6
			COUPE (89, 8B) (88-96)	2.8
		CHEVROLET	CORVETTE (85-97)	5.7
		HYUNDAI	ACCENT I (94-00)	1.3/1.5
		MAZDA	323 C V (94-98)	1.5
			323 F V (94-98)	1.5
			323 S V (94-98)	1.5
			DEMIO (98-03)	1.3
			MX-3 (91-98)	1.6
		MERCEDES-BENZ	190 (W201) (82-93)	1.8/2.5
			190 (W201) (82-93)	2.0/2.3/2.5/2.6
			190 (W201) (82-93)	2.3
COUPE (C124) (87-93)			2.3/3.0	
KOMBI (S124) (85-93)			2.0/2.3/3.0	
KOMBI (S124) (85-93)			3.0	
Saloon (W124) (84-93)			2.3	
NISSAN		100 NX (90-94)	1.6	
		ALMERA I (95-00)	1.4/1.6	
		PRIMERA (P10) (90-98)	1.6	
		PRIMERA (P11) (96-02)	1.6/2.0	
		SUNNY III (90-00)	1.4/1.6	
		SUNNY III (90-00)	1.6	
RENAULT		19 I (88-92)	1.4/1.7/1.8	
		19 II (92-01)	1.2/1.4/1.7/1.8	
		21 (86-95)	1.7/2.2	
		21 (86-95)	2.0/2.1/2.2	

Denso P/N	MAKE	MODEL	ENGINE CAPACITY		
DOX-0116 continued	RENAULT	25 (84-93)	2.0		
		25 (84-93)	2.5		
		CLIO I (90-98)	1.2/1.4/1.8/2.0		
		CLIO II (98-)	1.0/1.6		
		CLIO II (98-)	1.2		
		CLIO II (98-)	1.2/1.4/1.6		
		ESPACE II (91-96)	2.0/2.2/2.8		
		KANGOO (97-)	1.2		
		KANGOO (97-)	1.2/1.4		
		MEGANE I (96-03)	1.4/1.6		
		MEGANE Scénic (96-99)	1.4/1.6		
		RAPID (85-98)	1.4		
		SAFRANE I (92-96)	2.0/2.2/3.0		
		SAFRANE II (96-00)	3.0		
		SUPER 5 (84-96)	1.4/1.7		
		TRAFIC (89-01)	2.2		
		TWINGO I (93-07)	1.2		
		SAAB	900 II (93-98)	2.0	
		SEAT	CORDOBA (6K1) (93-99)	1.6	
			CORDOBA (6K1) (93-99)	1.8	
			IBIZA II (6K1) (93-99)	1.8	
		TOLEDO I (1L) (91-99)	1.8/2.0		
		SUBARU	FORESTER (97-02)	2.0	
		SUZUKI	VITARA (88-99)	1.6	
		VOLVO	940 I (90-95)	2.0/2.3	
			940 II (94-98)	2.0/2.3	
		VW	CORRADO (53I) (88-95)	1.8	
	CORRADO (53I) (88-95)		2.0		
	GOLF I (17, 155) (74-93)		1.8		
	GOLF II (19, 1G) (83-92)		1.3/1.8		
	GOLF II (19, 1G) (83-92)		1.8		
	GOLF III (1H, 1E) (91-99)		1.8		
	JETTA II (19, 1G) (84-92)		1.3		
	JETTA II (19, 1G) (84-92)		1.3/1.8		
	LT 40-55 I (75-96)		2.4		
	PASSAT (3A2, 35I) (88-97)		1.8/2.0		
	POLO (86C, 80) (81-94)		1.3		
	TRANSPORTER IV (70X, 7D)		2.0/2.5		
	TRANSPORTER IV (70X, 7D)		2.5		
	VENTO (1H2) (91-98)		1.8		
	DOX-0117		AUDI	A3 (8L) (96-03)	1.6/1.8
				A4 (8D, B5) (94-01)	1.6/1.8
		A4 (8D, B5) (94-01)		1.8	
A6 (4A, C4) (94-97)		1.8/4.2			
A6 (4B, C5) (97-05)		1.8			
A8 (4D) (94-02)		3.7/4.2			
CABRIOLET (8G7) (91-00)		1.8			
BMW		3 (E36) (90-00)		1.9	
		3 (E46) (98-06)		6/1.8/2.0/2.2	
		3 (E46) (98-06)		1.9/2.0/2.5/2.8	
		5 (E39) (95-04)	0/2.5/2.8/3.5		
		5 (E39) (95-04)	2.2/2.5/3.0		
		5 (E60, E61) (03-10)	2.2/2.5/3.0		
		7 (E38) (94-01)	2.8/4.4/5.4		
		7 (E38) (94-01)	3.5		
		7 (E65, E66) (01-08)	3.0		
		8 (E31) (90-99)	4.4/5.4		
		X3 (E83) (04-11)	2.5/3.0		
		X5 (E53) (00-06)	3.0/4.4/4.6/4.8		
		Z3 (E36) (95-03)	1.9/2.0/2.8		
		Z3 (E36) (95-03)	2.2/3.0		
		Z4 (E85, E86) (03-09)	2.2/2.5/3.0		
		Z8 (E52) (00-03)	4.9		
		HYUNDAI	COUPE (96-02)	2.0	
KIA		CARENS I (00-02)	1.8		
		RETONA (99-01)	2.0		
		SHUMA II (01-04)	1.8		

Denso P/N	MAKE	MODEL	ENGINE CAPACITY	
DOX-0117 continued	LAND ROVER	RANGE ROVER III (02-12)	4.4	
	MERCEDES-BENZ	C-CLASS (202) (93-01)	2.4/2.8/3.6/4.3	
		C-CLASS (202) (93-01)	2.6	
		CLK (208) (97-02)	3.2/4.3/5.4	
		E-CLASS (210) (95-03)	4/2.8/3.2/4.3	
		E-CLASS (210) (95-03)	4.2/5.0	
		M-CLASS (W163) (98-05)	3.2/4.3	
		M-CLASS (W163) (98-05)	5.4	
		S-CLASS (W140) (91-98)	2.8/3.2	
		S-CLASS (W220) (98-05)	2.8/3.2/4.3/5.0	
		S-CLASS Coupe (C140)	4.2/6.0	
		S-CLASS Coupe (C215)	5.0	
		SL (R129) (89-01)	2.8/3.2/6.0/7.3	
		V-CLASS (638/2) (96-03)	2.0/2.8	
		VITO (638) (96-03)	2.0	
		OPEL	ASTRA G (98-09)	1.2
			CORSA B (93-02)	1.0/1.2
		PEUGEOT	PARTNER / RANCH (96-15)	1.4
	SAAB	9-3 (98-03)	2.0	
		9-5 (97-09)	2.0/2.3	
		9-5 (97-09)	2.0/2.3/3.0	
		900 II (93-98)	2.0	
		9000 (84-98)	2.3	
	SEAT	ALHAMBRA (7V) (96-10)	1.8	
		AROSA (6H) (97-04)	1.0/1.4	
		AROSA (6H) (97-04)	1.4	
		CORDOBA (6K1) (93-99)	1.0/1.4/1.6	
		IBIZA II (6K1) (93-99)	1.0/1.4/1.6	
		IBIZA II (6K2) (99-02)	1.0	
		INCA (6K9) (95-03)	1.4/1.6	
		LEON (1M) (99-06)	1.4/1.8	
		TOLEDO II (1M) (99-06)	1.4	
		TOLEDO II (1M) (99-06)	1.8/2.3	
	SKODA	FELICIA Fun (6U) (97-02)	1.3/1.6	
		FELICIA I (6U) (94-98)	1.3/1.6	
		FELICIA II (6U) (98-01)	1.3/1.6	
		OCTAVIA I (1U) (96-10)	1.6	
		OCTAVIA I (1U) (96-10)	1.6/1.8	
	OCTAVIA I (1U) (96-10)	1.8		
	VAUXHALL	CORSA I (B) (93-00)	1.0/1.2	
	VOLVO	850 (91-97)	2.0/2.3/2.4	
		C70 I (97-05)	2.0/2.3/2.4	
		S70 (96-00)	2.0/2.3/2.4	
		V70 I (96-00)	2.0/2.3	
		V70 I (96-00)	2.0/2.3/2.4	
	VW	XC70 I Cross Country (97-07)	2.4	
		BORA (1J) (98-05)	1.4/1.8	
		BORA (1J) (98-05)	1.8/2.3	
		CADDY II (9K, 9U) (95-04)	1.4	
		CADDY II (9K, 9U) (95-04)	1.4/1.6	
		GOLF III (1H, 1E) (91-99)	1.4/1.6/2.8/2.9	
		GOLF IV (1J, 1E) (97-06)	1.4/1.6/1.8/2.3	
		GOLF IV (1J, 1E) (97-06)	1.8	
		LUPO (6X, 6E) (98-05)	1.0/1.4	
		PASSAT (3A2, 35I) (88-97)	2.8/2.9	
		PASSAT (3B2, 3B5) (96-01)	1.6/1.8	
		PASSAT (3B2, 3B5) (96-01)	1.6/2.3	
		POLO (6N1) (94-99)	1.0/1.3/1.4/1.6	
		POLO (6N2) (99-01)	1.4	
		POLO Classic (6KV) (95-02)	1.4	
		POLO Classic (6KV) (95-02)	1.4/1.6	
		POLO Variant (6V5) (97-01)	1.4	
		POLO Variant (6V5) (97-01)	1.4/1.6	
		SHARAN (7M) (95-10)	1.8	
		SHARAN (7M) (95-10)	2.8	
		TRANSPORTER IV (70X, 7D)	2.8	
		VENTO (1H2) (91-98)	1.4/1.6/2.8	

Denso P/N	MAKE	MODEL	ENGINE CAPACITY	
DOX-0118	BMW	3 (E30) (82-94)	1.6/1.8/2.0/2.5	
		3 (E30) (82-94)	2.7	
		3 (E36) (90-00)	1.6	
		3 (E36) (90-00)	1.6/1.8/2.0/2.5	
		5 (E34) (87-97)	1.8/2.0/2.5	
		5 (E34) (87-97)	2.0/2.5	
		8 (E31) (90-99)	4.0/5.6	
		Z1 (88-91)	2.5	
		Z3 (E36) (95-03)	1.8	
		MERCEDES-BENZ	E-CLASS (210) (95-03)	2.8/3.2
			NISSAN	QASHQAI I (+2) (07-13)
		SEAT	CORDOBA (6K1) (93-99)	1.4/1.6/1.8/2.0
			CORDOBA (6K1) (93-99)	1.6
			IBIZA II (6K1) (93-99)	1.0/1.3/1.8/2.0
	IBIZA II (6K1) (93-99)		1.4/1.6	
	TOLEDO I (1L) (91-99)		1.6/2.0	
	SKODA	FAVORIT (78) (89-97)	1.3	
		FELICIA I (6U) (94-98)	1.3	
	VW	CORRADO (53I) (88-95)	2.0/2.9	
		GOLF II (19, 1G) (83-92)	1.8	
		GOLF III (1H, 1E) (91-99)	1.4/1.6/2.0/2.8	
		GOLF IV (1J, 1E) (97-06)	1.6	
		PASSAT (3A2, 35I) (88-97)	1.6/2.0/2.8	
		POLO Classic (6KV) (95-02)	1.6/1.8	
		POLO Variant (6V5) (97-01)	1.6	
		SHARAN (7M) (95-10)	2.0	
		TRANSPORTER IV (70X, 7D)	2.5	
		VENTO (1H2) (91-98)	1.4/1.6/2.0/2.8	
	DOX-0119	ASTON MARTIN	VANTAGE (05-)	4.3
			VANTAGE (05-)	4.7
		AUDI	A1 (8X) (10-18)	1.2
			A2 (8Z) (00-05)	1.4
			A3 (8P) (03-13)	1.2/1.6
			A3 (8P) (03-13)	1.4/1.6
			A3 Convertible (8P7) (08-13)	1.2
			A3 Convertible (8P7) (08-13)	1.6
			A4 (8D, B5) (94-01)	1.6
			A4 (8E, B6) (00-04)	1.6
			A4 (8E, B7) (04-08)	1.6/3.2
			A4 (8K, B8) (07-15)	3.0
			A4 (8K, B8) (07-15)	3.0/3.2
			A4 Convertible (8H, B6, B7)	3.2
			A5 (8T, 8F) (07-17)	3.0
A5 (8T, 8F) (07-17)			3.0/3.2	
A6 (4F, C6) (04-11)			2.4/3.2	
A6 (4F, C6) (04-11)			2.8/3.0/3.2	
A6 (4G, C7) (10-18)			2.8/3.0	
A6 Allroad (4FH) (06-11)			3.0	
A6 Allroad (4FH) (06-11)			3.2	
A7 (4GA) (10-18)			2.8/3.0	
A8 (4E) (02-10)			2.8/3.2	
A8 (4H) (09-18)			3.0	
Q5 (8R) (08-17)			3.0	
Q5 (8R) (08-17)		3.2		
Q7 (4L) (06-15)		3.0		
CHRYSLER		300 M (98-04)	2.7/3.5	
		NEON II (99-06)	1.6/2.0	
		NEON II (99-06)	2.0	
		PT CRUISER (00-10)	2.0/2.4	
		SEBRING (01-07)	2.0/2.4/2.7	
		STRATUS (95-01)	2.0/2.4	
		VOYAGER III (95-01)	2.0/2.4	
		VOYAGER IV (00-08)	2.4/3.3/3.8	
CITROËN		BERLINGO (MF) (96-11)	1.1/1.4	
		BERLINGO (MF) (96-11)	1.4	
		C2 (03-10)	1.1	
		C2 (03-10)	1.4	

Denso P/N	MAKE	MODEL	ENGINE CAPACITY	
DOX-0119 continued	CITROËN	C3 I (02-)	1.4	
		C3 II (09-)	1.1	
		C3 II (09-)	1.1/1.4	
		C3 Pluriel (03-)	1.4	
		C5 I (01-04)	1.8	
		NEMO (08-)	1.4	
		SAXO (96-04)	1.4/1.6	
		XSARA (97-05)	1.4	
	XSARA Picasso (99-11)	1.8		
	DAEWOO	LANOS (97-)	1.3/1.5/1.6	
		LEGANZA (97-04)	2.2	
		MATIZ (98-04)	0.8	
	FIAT	ALBEA / SIENA (96-11)	1.6	
		BARCETTA (95-05)	1.8	
		BRAVA (95-02)	1.6/1.8	
		BRAVO I (95-01)	1.6/1.8	
		COUPE (93-00)	1.8	
		DOBLO (10-)	2.0	
		MAREA (96-07)	1.6/1.8	
		MULTIPLA (99-10)	1.6	
		PALIO (96-)	1.2/1.6	
		PANDA (12-)	1.2	
		PUNTO (99-12)	1.8	
		STRADA (99-)	1.2	
		FORD	COUGAR (98-01)	2.0/2.5
			COUGAR (98-01)	2.5
	ESCORT VI (95-01)		1.3	
	FIESTA IV (95-03)		1.25/1.6	
	FIESTA IV (95-03)		1.3	
	FIESTA V (01-08)		5/1.3/1.4/1.	
	FIESTA VI (08-)		1.25	
	FIESTA VI (08-)		1.4	
	FIESTA VI (08-)		1.6	
	FOCUS I (98-05)		1.4/1.6/1.8/2.0	
	FOCUS I (98-05)		1.6/1.8/2.0	
	FUSION (02-12)		1.25/1.4/1.6	
	KA (96-08)		1.3	
	KA (96-08)		1.6	
	MAVERICK (01-)		3.0	
	MONDEO I (93-96)		1.6/1.8/2.0	
	MONDEO II (96-00)		1.6/1.8/2.0/2.5	
	MONDEO III (00-07)		1.8/2.0/3.0	
	PUMA (97-02)		1.6	
	PUMA (97-02)		1.7	
	SIERRA (87-93)		1.8	
	STREET KA (03-05)		1.6	
	TOURNEO Connect (02-13)		1.8	
	TRANSIT Connect (02-13)		1.8	
	HONDA		CR-V II (01-06)	2.0
	HYUNDAI		ATOS (98-14)	1.0
	JAGUAR		S-TYPE (99-08)	3.0
	LANCIA		DEDRA (89-99)	1.6/1.8/2.0
		DELTA II (93-99)	1.6/1.8	
		LYBRA (99-05)	1.6/1.8	
	MAZDA	2 (03-07)	1.2/1.3/1.4/1.6	
		6 (02-07)	1.8/2.0/2.3	
		323 C V (94-98)	1.5	
		323 F V (94-98)	1.5	
		323 F VI (98-04)	1.5/1.9	
		323 F VI (98-04)	1.6/2.0	
		323 P V (96-98)	1.5	
		323 S V (94-98)	1.5	
		323 S VI (98-04)	1.5/1.9	
		323 S VI (98-04)	1.6/2.0	
		626 IV (91-97)	1.8/2.0	
		626 V (97-02)	1.8/2.0	
		DEMIO (98-03)	1.3	

Denso P/N	MAKE	MODEL	ENGINE CAPACITY	
DOX-0119 continued	MAZDA	DEMIO (98-03)	1.5	
		MX-3 (91-98)	1.6	
		MX-6 (92-97)	2.0	
		PREMACY (99-05)	1.9	
		PREMACY (99-05)	2.0	
		TRIBUTE (00-08)	3.0	
	MG	MG ZS (01-05)	2.5	
		MG ZT (01-05)	1.8/2.5	
	MITSUBISHI	COLT IV (92-96)	1.3	
		L 200 (96-07)	2.0	
		L 400 / SPACE GEAR (95-05)	2.0/2.4	
	LANCER V (91-03)	LANCER V (91-03)	1.3	
		ALMERA II (00-06)	1.5/1.8	
		ALMERA TINO (00-06)	1.8	
	NISSAN	PRIMERA (P12) (02-)	1.6/1.8	
		PRIMERA (P12) (02-)	2.0	
		X-TRAIL (T30) (01-13)	2.0	
		X-TRAIL (T30) (01-13)	2.5	
		ASTRA G (98-09)	1.8	
		ASTRA H (04-14)	1.8	
	OPEL	CORSA C (00-09)	1.8	
		MERIVA A (03-10)	1.8	
		OMEGA B (94-03)	2.2	
		SIGNUM (03-08)	1.8	
		TIGRA TwinTop (04-10)	1.8	
		VECTRA B (95-03)	1.8	
		VECTRA C (02-08)	1.8	
		ZAFIRA A (99-05)	1.8	
		ZAFIRA B (05-14)	1.6/1.8	
		PEUGEOT	106 II (96-04)	1.4/1.6
	206 (98-)		1.1/1.4	
	206 (98-)		1.4	
	206+ (09-13)		1.1/1.4	
	207 (06-15)		1.4	
	306 (93-02)		1.4	
	307 (00-12)		1.4	
	407 (04-11)		1.8	
	1007 (05-)		1.4	
	BIPPER (08-)		1.4	
	PARTNER / RANCH (96-15)		1.4	
	ROVER		45 (00-05)	2.0
			75 (99-05)	1.8/2.0
			75 (99-05)	1.8/2.0/2.5
	SAAB	9-3 (02-15)	1.8	
	SEAT	ALTEA (XL) (5P) (04-)	1.2	
		ALTEA (XL) (5P) (04-)	1.4/1.6	
		ALTEA (XL) (5P) (04-)	1.6	
		AROSA (6H) (97-04)	1.4	
		CORDOBA (6K2) (99-02)	1.4	
		CORDOBA (6L) (02-09)	1.2/1.4/1.6	
		EXEO (3R) (08-13)	1.6	
		IBIZA II (6K2) (99-02)	1.4	
		IBIZA III (6L) (02-09)	1.2/1.4/1.6	
		IBIZA IV (6J, 6P) (08-17)	1.2/1.4/1.6	
		INCA (6K9) (95-03)	1.4	
		LEON (1M) (99-06)	1.6	
		LEON (1P) (05-12)	1.2	
		LEON (1P) (05-12)	1.4/1.6	
		MII (KF1) (11-)	1.0	
		TOLEDO II (1M) (99-06)	1.6	
TOLEDO III (5P) (04-09)		1.4/1.6		
TOLEDO IV (KG3) (12-19)	1.2/1.6			
SKODA	CITIGO (11-)	1.0		
	FABIA I (6Y) (99-08)	1.2/1.4		
	FABIA I (6Y) (99-08)	1.4		
	FABIA II (06-14)	1.2		
	FABIA II (06-14)	1.2/1.4/1.6		



Denso P/N	MAKE	MODEL	ENGINE CAPACITY	
DOX-0119 continued	SKODA	OCTAVIA II (1Z) (04-13)	1.4/1.6	
		RAPID (HN) (12-19)	1.2/1.6	
		ROOMSTER (5J) (06-15)	1.2	
		ROOMSTER (5J) (06-15)	1.2/1.4/1.6	
		SUPERB I (3U) (01-08)	2.0	
	SUZUKI	YETI (5L) (09-17)	1.2	
		BALENO (95-02)	1.8	
		Grand VITARA I (98-06)	2.0/2.5	
		Grand VITARA I (98-06)	2.5/2.7	
		Grand VITARA II (05-)	2.7	
		JIMNY (98-)	1.3	
		VITARA (88-99)	2.0/2.5	
	TOYOTA	WAGON R+ (98-00)	1.0/1.2	
		YARIS (99-05)	1.5	
	VAUXHALL	YARIS VERSO (99-05)	1.5	
		ASTRA IV (G) (98-06)	1.8	
	VOLVO	ASTRA V (H) (04-10)	1.6/1.8	
		CORSA II (C) (00-06)	1.8	
		MERIVA I (A) (03-10)	1.8	
		OMEGA (B) (94-03)	2.2	
		SIGNUM (02-08)	1.8	
		TIGRA TwinTop (04-09)	1.8	
		VECTRA I (B) (95-03)	1.8	
		VECTRA II (C) (00-08)	1.8	
		ZAFIRA I (A) (98-05)	1.8	
		ZAFIRA II (B) (05-14)	1.6/1.8	
		VW	S40 I (95-03)	1.6/1.8/2.0
	S40 I (95-03)		1.8/2.0	
	V40 (95-04)		1.6/1.8/2.0	
	DOX-0120	ALFA ROMEO	BEETLE (5C) (11-19)	1.2
			BORA (1J) (98-05)	1.6
			CADDY II (9K, 9U) (95-04)	1.4
			CADDY III (2K, 2C) (04-15)	1.2/1.6
			CADDY III (2K, 2C) (04-15)	1.4/1.6
			EOS (1F) (06-15)	1.4
			FOX (5Z) (03-11)	1.2
			FOX (5Z) (03-11)	1.4
			GOLF IV (1J, 1E) (97-06)	1.6
			GOLF Plus (5M, 521) (05-14)	1.2/1.4/1.6
			GOLF Plus (5M, 521) (05-14)	1.4
			GOLF V (1K) (03-09)	1.4/1.6
			GOLF VI (5K, AJ5) (08-14)	1.2/1.4/1.6
			GOLF VI Convertible (517)	1.2
			JETTA III (1K2) (05-10)	1.4/1.6
			JETTA IV (162) (10-)	1.2/1.6
			LUPO (6X, 6E) (98-05)	1.4
			PASSAT (3B2, 3B5) (96-01)	1.6
			PASSAT (3B3, 3B6) (00-05)	1.6/2.0
			PASSAT (3C) (05-11)	1.4/1.6
			POLO (6N2) (99-01)	1.4
			POLO (6R, 6C) (09-)	1.2
			POLO (6R, 6C) (09-)	1.4
			POLO (6R, 6C) (09-)	1.4/1.6
			POLO (6R, 6C) (09-)	1.6
			POLO (9N) (01-09)	1.2/1.4/1.6
			POLO Classic (6KV) (95-02)	1.4
			POLO Saloon (9A4) (02-)	1.4
			POLO Variant (6V5) (97-01)	1.4
			TIGUAN (5N) (07-18)	1.4
			TOUAREG (7P) (10-18)	3.0
			TOURAN (1T1, 1T2) (03-10)	1.4/1.6
			TOURAN (1T3) (10-15)	1.2
			UP! (12, BL) (11-)	1.0
			DOX-0120	ALFA ROMEO
	145 / 146 (94-01)	1.6/1.7/1.8		
	155 (92-97)	6/1.7/1.8/2.0		
	164 (87-98)	2.0/3.0		

Denso P/N	MAKE	MODEL	ENGINE CAPACITY
DOX-0120 continued	ALFA ROMEO	GTV (95-05)	2.0
		SPIDER (94-05)	2.0
	BMW	SPIDER (94-05)	3.0
		3 (E30) (82-94)	1.8
		5 (E34) (87-97)	3.0/3.4/3.6
		5 (E34) (87-97)	3.8
		7 (E32) (86-94)	3.0/3.4
		7 (E32) (86-94)	3.4
		CITROËN	AX (86-98)
	AX (86-98)		1.4
	BERLINGO (MF) (96-11)		1.1
	BERLINGO (MF) (96-11)		1.4
	BX (82-94)		1.4/1.6/1.9
	BX (82-94)		1.9
	C15 (84-05)		1.1
	C15 (84-05)		1.4
	EVASION (94-02)		1.8/2.0
	JUMPER (94-02)		2.0
	JUMPY (95-06)		1.6
	SAXO (96-04)		1.0/1.1/1.4/1.6
	SAXO (96-04)		1.1
	SAXO (96-04)		1.6
	XANTIA (93-03)		1.6/1.8/2.0
	XANTIA (93-03)		1.8/2.0
	XM (89-94)		2.0
	XM (94-00)		2.0
	XSARA (97-05)		1.4/1.6/1.8/2.0
	ZX (91-98)		1/1.4/1.6/1.8
	FIAT	BRAVA (95-02)	1.4
		BRAVO I (95-01)	1.4/2.0
		CINQUECENTO (91-99)	0.9/1.1
		COUPE (93-00)	2.0
		CROMA (85-96)	2.0/2.5
		DUCATO (230) (94-02)	2.0
		FIORINO (88-01)	1.3/1.5
		FIORINO (88-01)	1.4/1.6
		MAREA (96-07)	1.4
		MAREA (96-07)	2.0
		PANDA (80-04)	0.9/1.0/1.1
		PANDA (80-04)	1.1
		PUNTO (93-00)	1.1/1.2
		PUNTO (93-00)	1.1/1.2/1.4
		SCUDO (220) (96-06)	1.6
		SEICENTO (98-10)	0.9/1.1
		TEMPRA (90-96)	1.4/1.6/1.8/2.0
		TIPO (160) (87-95)	1.4/1.6/1.8
		ULYSSE (94-02)	1.8/2.0
		FORD	ESCORT IV (85-90)
	SCORPIO I (85-94)		2.0
	SIERRA (87-93)		1.6/2.0
	SIERRA (87-93)		2.0
	LANCIA	DEDRA (89-99)	1.6/1.8
		DELTA II (93-99)	1.4/1.6/1.8
		KAPPA (94-01)	2.0/2.4/3.0
		THEMA (84-94)	2.0/3.0
		Y (95-03)	1.1/1.2/1.4
		Y10 (85-95)	1.1
	LAND ROVER	ZETA (95-02)	2.0
		DISCOVERY I (89-98)	2.0
	MERCEDES-BENZ	FREELANDER I (98-06)	1.8
		C-CLASS (202) (93-01)	0/2.2/2.3/2.8
		COUPE (C124) (87-93)	2.2
		E-CLASS (124) (92-96)	2.0/2.2
		E-CLASS Coupe / Convertible	2.0/2.2
		KOMBI (S124) (85-93)	2.0
		KOMBI (S124) (85-93)	2.2
	Saloon (W124) (84-93)	2.0/2.2	

Denso P/N	MAKE	MODEL	ENGINE CAPACITY	
DOX-0120 continued	MERCEDES-BENZ	SPRINTER 3-t (903) (95-06)	2.3	
		SPRINTER 4-t (904) (96-06)	2.3	
		V-CLASS (638/2) (96-03)	2.0/2.3/2.8	
		VITO (638) (96-03)	2.0/2.3	
	MG	MGF (95-02)	1.6	
		MGF (95-02)	1.8	
	NISSAN	ALMERA II (00-06)	1.5/1.8	
		ALMERA TINO (00-06)	1.8	
		MICRA III (K12) (03-10)	1.2	
		PRIMERA (P11) (96-02)	1.6/2.0	
		PRIMERA (P11) (96-02)	1.8/2.0	
	PEUGEOT	106 I (91-96)	0/1.1/1.3/1.4	
		106 II (96-04)	1.0/1.1/1.4/1.6	
		106 II (96-04)	1.6	
		205 I (83-94)	1.1/1.4/1.6/1.9	
		205 II (87-98)	1.0/1.1/1.4/1.9	
		205 II (87-98)	1.6/1.9	
		206 (98-)	1.4	
		306 (93-02)	1/1.4/1.6/1.8	
		306 (93-02)	1.4/1.8/2.0	
		309 II (89-93)	1.1/1.9	
		309 II (89-93)	1.4/1.6/1.9	
		405 I (87-93)	1.6/1.9	
		405 I (87-93)	1.9	
		405 II (92-99)	1.4/1.6/1.8/2.0	
		406 (95-04)	1.6/1.8/2.0	
		406 (95-04)	2.0	
		406 Coupe (97-04)	2.0	
		407 (04-11)	1.8	
		605 (89-99)	2.0	
		806 (94-02)	1.8/2.0	
		806 (94-02)	2.0	
		BOXER (94-02)	2.0	
		EXPERT (96-06)	1.6/1.8	
		PARTNER / RANCH (96-15)	1.1/1.4	
		PARTNER / RANCH (96-15)	1.4	
		ROVER	100 / METRO (90-98)	1.1/1.4
			200 (RF) (95-00)	1.1/1.4/1.6/1.8
			200 (XW) (89-99)	1.4
			200 (XW) (89-99)	1.4/1.6/2.0
			400 (90-98)	1.4/1.8/2.0
	400 (95-00)		1.4	
	400 (95-00)		1.4/1.6/2.0	
	600 (93-99)		2.0	
	800 (86-99)		2.0	
	CABRIOLET (90-99)		1.4	
	COUPE (96-99)		1.6/1.8	
	MINI (91-01)		1.3	
	SUBARU		FORESTER (02-08)	2.0
		IMPREZA (00-09)	1.6/2.0	
		LEGACY III (98-03)	2.0/2.5	
		OUTBACK (00-03)	2.5	
	VOLVO	850 (91-97)	2.0/2.4	
	VW	GOLF III (1H, 1E) (91-99)	2.0	
		PASSAT (3A2, 35I) (88-97)	2.0	
	DOX-0121	AUDI	A3 (8V) (12-)	1.2/1.4
			A3 Convertible (8V7) (13-)	1.4
			A4 (8D, B5) (94-01)	1.6
			A4 (8E, B6) (00-04)	1.6
			A4 (8E, B7) (04-08)	1.6
		CITROËN	BERLINGO (MF) (96-11)	1.4
			C2 (03-10)	1.4
			C3 I (02-)	1.4
			C3 Pluriel (03-)	1.4
			C5 I (01-04)	1.8
SAXO (96-04)			1.4	
XSARA (97-05)			1.4	

Denso P/N	MAKE	MODEL	ENGINE CAPACITY	
DOX-0121 continued	CITROËN	XSARA Picasso (99-11)	1.8	
	DACIA	DUSTER (10-)	1.6	
		LOGAN I (04-)	1.4	
		LOGAN I (04-)	1.4/1.6	
		LOGAN I (04-)	1.6	
		LOGAN MCV I (07-)	1.4/1.6	
		SANDERO I (Stepway) (08-)	1.6	
	FIAT	ALBEA / SIENA (96-11)	1.4	
		BARCETTA (95-05)	1.8	
		BRAVA (95-02)	1.6	
		BRAVO I (95-01)	1.6	
		MAREA (96-07)	1.6	
		MULTIPLA (99-10)	1.6	
		PANDA (80-04)	1.1	
		PANDA (03-)	1.1/1.2	
		PUNTO (99-12)	1.8	
		SEICENTO (98-10)	1.1	
		STILO (01-08)	1.8	
		FORD	B-MAX (12-)	1.4/1.6
			COUGAR (98-01)	2.5
	FIESTA VI (08-)		1.25/1.6	
	FIESTA VI (08-)		1.4	
	FIESTA VI (08-)		1.6	
	FOCUS I (98-05)		2.0	
	MONDEO II (96-00)		2.5	
	MONDEO III (00-07)		2.5/3.0	
	STREET KA (03-05)		1.6	
	HONDA	CIVIC VII (00-05)	1.4/1.7	
		CR-V II (01-06)	2.0	
		FR-V (04-)	1.7	
	JAGUAR	S-TYPE (99-08)	2.5/4.2	
		S-TYPE (99-08)	3.0/4.0	
	KIA	RIO I (00-05)	1.3/1.5	
	LANCIA	LYBRA (99-05)	1.8	
	MAZDA	3 (00-09)	2.0	
		5 (05-10)	1.8	
		5 (05-10)	2.0	
		6 (02-07)	1.8/2.0/2.3	
		323 F VI (98-04)	1.6/2.0	
		323 S VI (98-04)	1.6/2.0	
		DEMIO (98-03)	1.3	
		DEMIO (98-03)	1.5	
		PREMACY (99-05)	1.9	
		PREMACY (99-05)	2.0	
	MINI	MINI (R50, R53) (01-06)	1.4/1.6	
		MINI Convertible (R52) (04-07)	1.6	
	NISSAN	ALMERA II (00-06)	1.5/1.8	
		MICRA III (K12) (03-10)	1.0	
		PRIMERA (P12) (02-)	1.6/1.8	
		PRIMERA (P12) (02-)	2.0	
		X-TRAIL (T30) (01-13)	2.0	
	PEUGEOT	X-TRAIL (T30) (01-13)	2.5	
		106 II (96-04)	1.4	
		206 (98-)	1.4	
		306 (93-02)	1.4	
		307 (00-12)	1.4	
	RENAULT	1007 (05-)	1.4	
		PARTNER / RANCH (96-15)	1.4	
		CLIO II (98-)	1.2	
		CLIO II (98-)	1.4	
		CLIO III (05-14)	1.2	
CLIO IV (12-)		1.2		
KANGOO (97-)		1.2		
LOGAN I (04-)		1.4/1.6		
MODUS (04-)		1.2		
THALIA I (98-)		1.2		
THALIA I (98-)	1.4/1.6			

Denso P/N	MAKE	MODEL	ENGINE CAPACITY
DOX-0121 continued	SEAT	CORDOBA (6L) (02-09)	1.2
		IBIZA III (6L) (02-09)	1.2
		IBIZA IV (6J, 6P) (08-17)	1.2
		LEON (5F) (12-)	1.2/1.4
	SKODA	FABIA I (6Y) (99-08)	1.2
		FABIA II (06-14)	1.2
		OCTAVIA III (5E) (12-)	1.2
		OCTAVIA III (5E) (12-)	1.4
		RAPID (HN) (12-19)	1.2
		ROOMSTER (5J) (06-15)	1.2
	SUZUKI	BALENO (95-02)	1.8
		Grand VITARA I (98-06)	2.5
		VITARA (88-99)	2.5
	VW	FOX (5Z) (03-11)	1.2
		GOLF Sportsvan (AM1) (14-)	1.4
		GOLF VII (5G, BA5) (12-)	1.2/1.4
		PASSAT (3B2, 3B5) (96-01)	1.6
		PASSAT (3B3, 3B6) (00-05)	1.6/2.0
		POLO (6R, 6C) (09-)	1.2
		POLO (9N) (01-09)	1.2
DOX-0123	CHEVROLET	REZZO (05-)	2.0
	DAEWOO	LEGANZA (97-04)	2.0/2.2
		MATIZ (98-04)	0.8/1.0
		NUBIRA (97-)	1.6
		NUBIRA (97-)	1.6/2.0
		TACUMA / REZZO (00-)	1.6/1.8/2.0
	MITSUBISHI	COLT III (88-92)	1.3/1.5
		COLT III (88-92)	1.5
		ECLIPSE I (89-95)	1.8
		GALANT IV (87-92)	1.8/2.0
		LANCER III (83-92)	1.5/1.8
		LANCER IV (88-94)	1.3
		LANCER IV (88-94)	1.5
		PAJERO I (82-91)	3.0
		PAJERO II (90-00)	2.4
		SPACE RUNNER (91-99)	1.8
		SPACE WAGON (91-98)	1.8/2.4
		RENAULT	CLIO I (90-98)
	RAPID (85-98)		1.2
	TWINGO I (93-07)		1.2
DOX-0125	AUDI	80 (89, 8A, B3) (86-91)	1.6/1.8
		80 (8C, B4) (91-96)	1.6
		100 (43, C2) (76-83)	2.1
		100 (44, C3) (82-91)	1.8
		100 (44, C3) (82-91)	2.0
	BMW	3 (E30) (82-94)	1.8
	DAEWOO	ARANOS (95-97)	1.8
		ESPERO (91-99)	1.5/1.8/2.0
		LANOS (97-)	1.3/1.5/1.6
		LEGANZA (97-04)	2.0
		NEXIA (95-08)	1.5
		NUBIRA (97-)	1.6
		NUBIRA (97-)	2.0
		DAIHATSU	APPLAUSE I (89-97)
	CHARADE III (87-93)		1.0/1.3
	CHARADE III (87-93)		1.3
	CHARADE IV (93-00)		1.3
	CHARADE IV (93-00)		1.3/1.5/1.6
	FEROZA (88-99)		1.6
	GRAN MOVE (96-02)		1.5
GRAN MOVE (96-02)	1.6		
SIRION (98-05)	1.0		
TERIOS (97-05)	1.3		
HONDA	ACCORD IV (90-94)	2.0	
	CIVIC IV (87-95)	1.3/1.4/1.5/1.6	
	CIVIC V (91-97)	1.3/1.5	
	CIVIC VI (94-01)	1.4/1.5	

Denso P/N	MAKE	MODEL	ENGINE CAPACITY	
DOX-0125 continued	HONDA	CIVIC VI (94-01)	1.6	
		CONCERTO (89-96)	1.5/1.6	
		CRX II (87-92)	1.6	
		LEGEND I (86-90)	2.7	
		PRELUDE III (86-92)	2.0	
	HYUNDAI	ATOS (98-14)	1.0	
	KIA	PRIDE (90-01)	1.3	
		SEPHIA (93-97)	1.6	
	MAZDA	323 C IV (89-00)	1.3/1.6/1.8	
		323 C IV (89-00)	1.6/1.8	
		323 F IV (87-94)	1.6/1.8	
		323 S IV (89-94)	1.3	
		323 S IV (89-94)	1.3/1.6	
		626 II (82-87)	2.0	
		MX-5 I (90-98)	1.6	
		MITSUBISHI	COLT III (88-92)	1.3/1.5
	MITSUBISHI	GALANT IV (87-92)	1.8/2.0	
		L 200 (86-96)	2.6	
		L 300 (86-06)	2.0/2.4	
		LANCER III (83-92)	1.8	
		LANCER IV (88-94)	1.8	
		SPACE WAGON (83-92)	2.0	
		NISSAN	100 NX (90-94)	1.6
		NISSAN	BLUEBIRD (83-90)	2.0
			BLUEBIRD (85-92)	1.8/2.0
			BLUEBIRD (85-92)	2.0
	MICRA I (K10) (82-92)		1.0	
	MICRA I (K10) (82-92)		1.2	
	PRAIRIE Pro (M11) (88-94)		2.0	
	PRAIRIE Pro (M11) (88-94)		2.4	
	PRIMERA (P10) (90-98)		1.6	
	SUNNY II (86-91)		1.4	
	SUNNY II (86-91)		1.6/1.8	
	SUNNY III (90-00)		1.4/1.6	
	TERRANO I (87-96)		2.4	
	VANETTE (C22) (86-95)		2.4	
	OPEL		ASCONA C (81-88)	1.6
			ASTRA F (91-01)	1.4/1.6
		ASTRA F (91-01)	1.4/1.6/1.8	
		ASTRA F CLASSIC (98-05)	1.4/1.6	
		ASTRA G (98-09)	1.6	
		CAMPO (87-01)	2.3	
		COMBO B (94-01)	1.4	
		COMBO E (18-)	1.2	
		CORSA A (82-93)	1.2/1.4/1.6	
		CORSA A (82-93)	1.3	
		CORSA A (82-93)	1.3/1.6	
		CORSA B (93-02)	1.2/1.4/1.6	
		CORSA B (93-02)	1.4	
		KADETT E (84-94)	1.3	
		KADETT E (84-94)	1.3/1.6/1.8	
	KADETT E (84-94)	1.4		
	TIGRA (94-00)	1.4		
	TIGRA (94-00)	1.6		
	VECTRA A (88-95)	1.6		
	VECTRA A (88-95)	1.8		
	VECTRA B (95-03)	1.6		
RENAULT	19 I (88-92)	1.4/1.7		
	19 II (92-01)	1.4/1.7		
	19 II (92-01)	1.7		
	21 (86-95)	2.2		
	25 (84-93)	2.2		
	25 (84-93)	2.8		
	ESPACE I (84-92)	2.2		
	RAPID (85-98)	1.4		
	SUPER 5 (84-96)	1.4		
	ROVER	200 (XW) (89-99)	1.6	

Denso P/N	MAKE	MODEL	ENGINE CAPACITY		
DOX-0125 continued	ROVER	800 (86-99)	2.7		
		CABRIOLET (90-99)	1.6		
	SEAT	CORDOBA (6K1) (93-99)	1.6		
		CORDOBA (6K1) (93-99)	1.8		
		IBIZA II (6K1) (93-99)	1.8		
		TOLEDO I (1L) (91-99)	1.6/1.8		
	SUBARU	JUSTY I (84-95)	1.0		
		JUSTY II (95-03)	1.3		
		LIBERO (83-00)	1.2		
		VIVIO (92-98)	0.7		
	SUZUKI	SWIFT II (89-05)	1.0		
		SWIFT II (89-05)	1.0/1.3		
		SWIFT II (89-05)	1.0/1.3/1.6		
		SWIFT II (89-05)	1.3		
	TOYOTA	SPRINTER (82-02)	1.5/1.6		
	VAUXHALL	ASTRA II (84-94)	1.4/1.6		
		ASTRA III (F) (91-01)	1.4/1.6/1.8		
		ASTRA III (F) (91-01)	1.6		
		ASTRA IV (G) (98-06)	1.6		
		CAVALIER III (88-95)	1.6/1.8		
		CAVALIER III (88-95)	1.8		
		COMBO I (B) (94-01)	1.4		
		CORSA I (B) (93-00)	1.2/1.4/1.6		
		NOVA (82-94)	1.2		
		NOVA (82-94)	1.4/1.6		
		TIGRA (94-00)	1.4/1.6		
		VECTRA I (B) (95-03)	1.6		
		VW	CADDY I (14) (82-92)	1.8	
			GOLF I (17, 155) (74-93)	1.6/1.8	
			GOLF I (17, 155) (74-93)	1.8	
			GOLF II (19, 1G) (83-92)	1.6	
			GOLF II (19, 1G) (83-92)	1.8	
	GOLF III (1H, 1E) (91-99)		1.8		
	JETTA II (19, 1G) (84-92)		1.6/1.8		
	PASSAT (3A2, 35I) (88-97)		1.6		
	PASSAT (3A2, 35I) (88-97)		1.8		
	PASSAT (32B) (80-91)		1.8/2.2		
	SCIROCCO (53B) (80-92)		1.8		
	VENTO (1H2) (91-98)		1.8		
	DOX-0132		CHEVROLET	MATIZ (05-)	1.0
				SPARK (05-)	1.0
			FORD	C-MAX II (10-)	1.6
		HONDA	ACCORD V (93-98)	1.9/2.0	
			ACCORD VI (97-05)	1.8/2.2	
			CIVIC VI (94-01)	1.5	
			PRELUDE V (96-00)	2.2	
			STREAM (01-06)	1.7	
		OPEL	SIGNUM (03-08)	2.0	
			VECTRA C (02-08)	2.0	
		PEUGEOT	206 (98-)	1.4	
		ROVER	600 (93-99)	1.9/2.0/2.3	
		TOYOTA	KLUGER / HIGHLANDER I	3.0/3.3	
KLUGER / HIGHLANDER I			3.3		
RAUM (97-03)			1.5		
VAUXHALL		SIGNUM (02-08)	2.0		
		VECTRA II (C) (00-08)	2.0		
VOLVO		S40 I (95-03)	2.0		
		V40 (95-04)	2.0		
DOX-0150		ABARTH	500 / 595 (C) (312) (07-)	1.4	
	Grande PUNTO (05-12)		1.4		
	ALFA ROMEO	145 / 146 (94-01)	1.4/1.6/1.8/2.0		
		147 (00-10)	1.6/2.0/3.2		
		156 (97-06)	1.6/1.8/2.0/2.5		
		156 (97-06)	1.8/2.0/3.2		
		159 (05-11)	1.8		
		166 (98-07)	2.0/2.5/3.0		
	166 (98-07)	2.0/2.5/3.0/3.2			

Denso P/N	MAKE	MODEL	ENGINE CAPACITY	
DOX-0150 continued	ALFA ROMEO	BRERA (06-10)	1.8	
		GIULIETTA (10-)	1.4	
		GIULIETTA (10-)	1.4/1.6	
		GT (03-10)	1.8/2.0/3.2	
		GTV (95-05)	1.8/2.0/3.0	
		GTV (95-05)	2.0/3.0/3.2	
		MITO (08-)	1.4	
		SPIDER (94-05)	1.8/2.0	
		SPIDER (94-05)	2.0/3.2	
		SPIDER (06-10)	1.8	
		AUDI	80 (8C, B4) (91-96)	2.2
			A1 (8X) (10-18)	1.4
			A3 (8L) (96-03)	1.6/1.8
	A3 (8P) (03-13)		1.6/2.0/3.2	
	A3 (8P) (03-13)		1.8/2.0	
	A3 (8P) (03-13)		2.5	
	A3 Convertible (8P7) (08-13)		1.4	
	A3 Convertible (8P7) (08-13)		1.8/2.0	
	A4 (8D, B5) (94-01)		1.8	
	A4 (8D, B5) (94-01)		1.8/2.4/2.7/2.8	
	A4 (8D, B5) (94-01)		1.8/2.7	
	A4 (8E, B6) (00-04)		8/2.0/2.4/3.0	
	A4 (8E, B7) (04-08)		1.8/2.0/4.2	
	A4 (8K, B8) (07-15)		1.8	
	A4 (8K, B8) (07-15)		1.8/2.0	
	A4 Allroad (8KH) (09-16)		2.0	
	A4 Convertible (8H, B6, B7)		8/2.0/2.4/3.0	
	A5 (8T, 8F) (07-17)		1.8/2.0/4.2	
	A6 (4A, C4) (94-97)		2.2	
	A6 (4B, C5) (97-05)		8/2.0/2.4/2.7	
	A6 (4B, C5) (97-05)		8/2.4/2.7/2.8	
	A6 (4B, C5) (97-05)		1.8/2.4/2.8	
	A6 (4F, C6) (04-11)		2.0/4.2/5.0/5.2	
	A6 (4F, C6) (04-11)		3.0/4.2	
	A6 (4G, C7) (10-18)		2.0	
	A6 Allroad (4FH) (06-11)		4.2	
	A8 (4D) (94-02)		2.8/3.7/4.2	
	A8 (4E) (02-10)		3.0/3.7	
	A8 (4E) (02-10)		4.2/5.2/6.0	
	A8 (4H) (09-18)		4.2	
	ALLROAD (4BH) (00-05)		2.7	
	Q3 (8U) (11-18)		2.0	
	Q5 (8R) (08-17)		2.0	
	Q7 (4L) (06-15)		3.6/4.2	
	R8 (42) (07-15)		4.2/5.2	
	TT (8J) (06-14)		1.8/2.0/2.5/3.2	
	TT (8N) (98-06)		1.8	
	TT (8N) (98-06)		3.2	
	BMW		1 (E81, E87) (03-12)	1.6/2.0/3.0
			1 Coupe/Convertible (E82,	2.0/3.0
			1 Coupe/Convertible (E82,	3.0
			3 (E90, E91) (05-12)	6/2.0/2.5/3.0
		3 (E90, E91) (05-12)	2.5	
3 (F30, F31) (11-19)		2.0		
3 Coupe/Convertible (E92,		6/2.0/2.5/3.0		
3 Coupe/Convertible (E92,		2.0		
3 Coupe/Convertible (E92,		3.0		
5 (E60, E61) (03-10)		2.5/3.0/4.0		
5 (E60, E61) (03-10)		2.5/3.0/4.8		
5 (F10, F11) (10-16)		1.6/2.0/4.4		
5 (F10, F11) (10-16)		3.0		
5 Gran Turismo (F07) (09-17)		4.4		
6 (E63, E64) (04-10)		3.0/4.8		
6 (E63, E64) (04-10)	4.8			
6 Coupe/Convertible (F12, F13)	4.4			
6 Gran Coupe (F06) (11-18)	4.4			
7 (E65, E66) (01-08)	3.0/4.0/4.8/6.0			

Denso P/N	MAKE	MODEL	ENGINE CAPACITY	
DOX-0150 continued	BMW	7 (F01, F02, F03, F04) (08-15)	4.4	
		X1 (E84) (09-15)	1.6/2.0/3.0	
		X1 (E84) (09-15)	3.0	
		X3 (E83) (04-11)	2.5	
		X3 (E83) (04-11)	2.5/3.0	
		X3 (F25) (10-17)	1.6/2.0	
		X4 (F26) (14-18)	2.0	
		X5 (E70) (07-13)	3.0	
		X5 (E70) (07-13)	3.0/4.4/4.8	
		X5 (E70) (07-13)	4.4	
		X5 (F15) (12-18)	4.4	
		X6 (E71, E72) (08-14)	3.0/4.4	
		X6 (F16) (14-19)	4.4	
		Z4 (E85, E86) (03-09)	2.5/3.0	
		Z4 (E89) (09-16)	2.5/3.0	
		Z4 (E89) (09-16)	3.0	
		BOGDAN	2110 (10-14)	1.6
			2111 (10-14)	1.6
			2310 (10-14)	1.6
	CHEVROLET	AVEO (T300) (11-)	1.2	
		AVEO (T300) (11-)	1.2/1.4/1.6	
		CAPTIVA (06-)	3.2	
		CRUZE (09-)	1.4	
		NIVA (2123) (02-)	1.7	
	TRAX (12-)	1.4		
	CHRYSLER	SEBRING (06-10)	2.0/2.4/2.7	
		VOYAGER V (07-)	3.3/3.8	
	CITROËN	BERLINGO (B9) (08-)	1.6	
		BERLINGO (MF) (96-11)	1.1	
		BERLINGO (MF) (96-11)	1.4	
		BERLINGO (MF) (96-11)	1.6	
		C1 I (05-14)	1.0	
		C2 (03-10)	1.1/1.6	
		C2 (03-10)	1.4/1.6	
		C3 I (02-)	1.1/1.4	
		C3 I (02-)	1.6	
		C3 Pluriel (03-)	1.6	
		C4 (Grand) Picasso I (06-13)	1.6	
		C4 (Grand) Picasso I (06-13)	1.6/1.8/2.0	
		C4 (Grand) Picasso II (13-)	1.6	
		C4 Coupe (04-11)	1.4/1.6/2.0	
		C4 Coupe (04-11)	2.0	
		C4 I (LC, LR) (04-11)	1.4/1.6/2.0	
		C4 I (LC, LR) (04-11)	1.6/2.0	
		C4 II (B7, NC) (09-)	1.6	
		C5 I (01-04)	2.0/3.0	
		C5 II (04-)	1.8/2.0/3.0	
		C5 III (08-)	1.6/1.8/2.0/3.0	
		C6 (05-14)	3.0	
		C8 (02-)	2.0/2.2/3.0	
		C-ELYSEE (12-)	1.6	
		DS3 (09-15)	1.6	
		DS4 (11-15)	1.6	
DS5 (11-15)		1.6		
EVASION (94-02)		2.0		
JUMPER (02-)		2.0		
JUMPY (95-06)		2.0		
JUMPY (06-)		2.0		
SAXO (96-04)		1.1/1.4/1.6		
SAXO (96-04)		1.6		
XSARA (97-05)		1.4/1.6/2.0		
XSARA (97-05)		1.6/2.0		
XSARA Picasso (99-11)		1.6		
XSARA Picasso (99-11)		1.6/2.0		
DACIA	DOKKER (12-)	1.2		
	DUSTER (17-)	1.2		
	DUSTER (10-)	1.2/1.6		

Denso P/N	MAKE	MODEL	ENGINE CAPACITY	
DOX-0150 continued	DACIA	LODGY (12-)	1.2	
		LOGAN II (12-)	0.9	
		LOGAN MCV II (13-)	0.9	
		SANDERO II (Stepway) (12-)	0.9	
	DODGE	AVENGER (07-14)	2.0/2.4	
		CALIBER (06-)	1.8	
		CALIBER (06-)	2.0/2.4	
		Grand CARAVAN (07-)	3.3	
		Grand CARAVAN (07-)	3.8	
		JOURNEY (08-)	2.4	
	DS	DS3 (15-19)	1.6	
		DS4 (Crossback) (15-18)	1.6	
		DS5 (15-18)	1.6	
	FIAT	500 (C) (312) (07-)	1.4	
		ALBEA / SIENA (96-11)	1.2/1.6	
		BRAVA (95-02)	1.2	
		BRAVO I (95-01)	1.2	
		BRAVO II (06-14)	1.4	
		DOBLO (01-)	1.2/1.4/1.6	
		DOBLO (01-)	1.6	
		DOBLO (10-)	1.4	
		DUCATO (244) (02-)	2.0	
		FIORINO (07-)	1.4	
		Grande PUNTO (05-)	1.2/1.4	
		Grande PUNTO (05-)	1.4	
		IDEA (03-)	1.2/1.4	
		LINEA (07-)	1.4	
		MAREA (96-07)	1.2/2.0	
		MAREA (96-07)	2.0	
		PALIO (96-)	1.2	
		PANDA (03-)	1.4	
		PUNTO (99-12)	1.2	
		PUNTO (99-12)	1.2/1.4	
		PUNTO (12-)	1.2/1.4	
		PUNTO Evo (08-12)	1.2/1.4	
		QUBO (08-)	1.4	
		SCUDO (220) (96-06)	1.6/2.0	
		STILO (01-08)	1.2/1.4/1.6/2.4	
		STRADA (99-)	1.2	
		ULYSSE (94-02)	2.0	
		ULYSSE (02-11)	2.0/3.0	
		FORD	B-MAX (12-)	1.0
			C-MAX I (07-10)	1.6/1.8/2.0
			C-MAX II (10-)	1.0/1.6
			C-MAX II (10-)	1.6
			ECOSPORT (12-)	1.0
	FIESTA IV (95-03)		1.25/1.4	
	FIESTA IV (95-03)		1.4	
	FIESTA V (01-08)		2.0	
	FIESTA VI (08-)		1.0/1.6	
	FOCUS C-MAX (03-07)		1.6/1.8/2.0	
	FOCUS I (98-05)		1.4/1.6	
	FOCUS I (98-05)		1.6	
	FOCUS II (04-12)		4/1.6/1.8/2.0	
	FOCUS III (10-)		1.0/1.6/2.0	
	FOCUS III (10-)		1.6	
	GALAXY I (95-06)		2.0/2.3	
	GALAXY I (95-06)		2.0/2.3/2.8	
	GALAXY II (06-15)		1.6/2.0	
	GALAXY II (06-15)		2.0/2.3	
	Grand C-MAX (10-)		1.0/1.6	
	Grand C-MAX (10-)		1.6	
	KUGA I (08-12)		2.5	
KUGA II (12-)	1.6			
MONDEO III (00-07)	1.8			
MONDEO IV (07-15)	1.6/2.0			
MONDEO IV (07-15)	2.0/2.3			

Denso P/N	MAKE	MODEL	ENGINE CAPACITY
DOX-0150 continued	FORD	SCORPIO II (94-98)	2.0/2.3
		S-MAX (06-14)	1.6/2.0
		S-MAX (06-14)	2.0/2.3
		TRANSIT (94-00)	2.0
		TRANSIT (00-06)	2.3
		TRANSIT Connect (13-)	1.6
		TRANSIT Tourneo (94-00)	2.0
	GEELY	CK (05-)	1.5
		CK (05-)	1.6
		VISION (06-)	1.8
	HONDA	JAZZ II (02-08)	1.2/1.3
	HYUNDAI	ACCENT II (99-06)	1.3/1.6
		ACCENT II (99-06)	1.5
		ACCENT III (05-10)	1.4/1.6
		ACCENT IV / SOLARIS (10-)	1.4
		ACCENT IV / SOLARIS (10-)	1.6
		ATOS (98-14)	1.0
		ATOS (98-14)	1.1
		COUPE (96-02)	1.6
		COUPE (01-09)	1.6/2.0
		ELANTRA (00-06)	1.6/1.8/2.0
		ELANTRA (05-11)	1.6
		GETZ (02-09)	1.1/1.3/1.4/1.6
		i10 I (07-13)	1.1
		i20 I (08-15)	1.2/1.4/1.6
		i30 (07-12)	1.4/1.6/2.0
		i30 (11-)	1.4
		i30 Coupe (13-)	1.4
		ix20 (10-)	1.4/1.6
		MATRIX (01-10)	1.6/1.8
		TRAJET (00-08)	2.0
	TUCSON (04-10)	2.0	
	INFINITI	QX56 (10-)	5.6
	IVECO	DAILY Citys (14-16)	3.0
		DAILY LINE (14-)	3.0
		DAILY V (11-14)	3.0
		DAILY VI (14-)	3.0
	JEEP	COMPASS (06-)	2.4
		PATRIOT (07-17)	2.0/2.4
		WRANGLER III (07-)	3.8
	KIA	CARENS II (02-)	2.0
		CEED (06-12)	1.4/1.6
		CEED (06-12)	1.4/2.0
		CEED (12-)	1.4
		CERATO (04-)	1.6
		CERATO (04-)	2.0
		CERATO (09-)	1.6
		JOICE (00-)	2.0
		MAGENTIS (01-)	2.0
		PICANTO (04-)	1.0/1.1
		PRO CEED (08-13)	1.4
		PRO CEED (08-13)	1.4/1.6
		PRO CEED (08-13)	2.0
		PRO CEED (13-)	1.4/1.6
		RIO II (05-)	1.4/1.6
		RIO III (11-)	1.4/1.6
		SOUL I (09-)	1.6
		SPORTAGE II (04-10)	2.0
		VENGA (10-)	1.4/1.6
		LADA	110 (2110) (95-12)
110 (2110) (95-12)			1.6
111 (2111) (95-13)			1.5
111 (2111) (95-13)			1.6
112 (2112) (95-13)			1.5
112 (2112) (95-13)			1.6
GRANTA (2190, 2191, 2349)			1.6
KALINA (1117, 1118, 1119)	1.4/1.6		

Denso P/N	MAKE	MODEL	ENGINE CAPACITY	
DOX-0150 continued	LADA	NIVA I (2121) (76-)	1.6	
		NIVA I (2121) (76-)	1.7	
		NIVA II (2123) (02-)	1.7	
		PRIORA (2170, 2171, 2172)	1.6	
		SAMARA (2108, 2109, 2113,	1.3	
		SAMARA (2108, 2109, 2113,	1.5	
		LANCIA	DELTA III (08-14)	1.4
			KAPPA (94-01)	2.0/2.4/3.0
			LYBRA (99-05)	2.0
			MUSA (04-12)	1.4
	PHEDRA (02-10)		2.0/3.0	
	THESIS (02-09)		2.0/2.4/3.0/3.2	
	Y (95-03)		1.2	
	YPSILON (843) (03-11)		1.2/1.4	
	YPSILON (843) (03-11)		1.4	
	ZETA (95-02)		2.0	
	LAND ROVER	FREELANDER I (98-06)	1.8	
		FREELANDER I (98-06)	1.8/2.5	
		RANGE ROVER Evoque	2.0	
	MERCEDES-BENZ	A-CLASS (W168) (97-04)	1.6/1.9	
		A-CLASS (W168) (97-04)	2.1	
		A-CLASS (W169) (04-12)	1.5/1.7/2.0	
		B-CLASS (W245) (05-11)	1.5/1.7/2.0	
		C-CLASS (202) (93-01)	2.0/2.6	
		C-CLASS (202) (93-01)	2.4/2.8/4.3	
		C-CLASS (203) (00-07)	8/2.0/2.5/2.6	
		C-CLASS (204) (07-14)	8/2.5/3.0/3.5	
		C-CLASS Coupe (CL203)	8/2.0/2.3/2.5	
		CLC (CL203) (08-11)	1.6/1.8/2.5/3.5	
		CLK (208) (97-02)	2.0	
		CLK (208) (97-02)	2.3/3.2/4.3/5.4	
		CLK (209) (02-10)	8/2.6/3.0/3.2	
		CLS (219) (04-10)	0/3.5/5.0/5.4	
		E-CLASS (210) (95-03)	2.0/2.6	
		E-CLASS (210) (95-03)	4/2.8/3.2/4.3	
		E-CLASS (211) (02-09)	8/2.5/2.6/3.0	
		G-CLASS (W463) (89-)	3.2/5.0	
		G-CLASS (W463) (89-)	5.4	
		GL (X164) (06-12)	4.7/5.5	
		M-CLASS (W163) (98-05)	3.2/4.3	
		M-CLASS (W163) (98-05)	3.7/5.0	
		M-CLASS (W164) (05-11)	3.5/5.0/5.5/6.2	
		R-CLASS (251) (06-14)	0/3.5/5.0/5.5	
		S-CLASS (W220) (98-05)	8/3.2/3.7/4.3	
		S-CLASS (W220) (98-05)	5.5	
		S-CLASS (W221) (05-13)	0/3.5/4.7/5.5	
		S-CLASS Coupe (C215)	5.0/5.4/5.8	
		S-CLASS Coupe (C215)	5.5/6.0/6.3	
		SL (R230) (01-12)	5/3.7/5.0/5.4	
		SLK (R170) (96-04)	2.0/2.3/3.2	
		SLK (R171) (04-11)	1.8/3.0/3.5/5.5	
		SLR (R199) (04-)	5.4	
		VANEO (414) (02-05)	1.6/1.9	
		VIANO (W639) (03-)	3.2/3.7	
		VITO / MIXTO (W639) (03-)	3.2	
	MG	MG TF (02-09)	1.6/1.8	
		MG ZR (01-05)	1.4/1.8	
		MG ZS (01-05)	1.6/1.8/2.5	
		MGF (95-02)	1.6	
	MITSUBISHI	MGF (95-02)	1.8	
COLT CZC (06-09)		1.5		
COLT VI (04-12)		1.1/1.3/1.5		
NISSAN	LANCER VIII (07-)	1.5		
	ALMERA II (00-06)	1.5/1.8		
	ALMERA TINO (00-06)	1.8		
	JUKE (10-)	1.2		
KUBISTAR (03-)	1.2			

# Lambda Sensors

## Buyers Guide - Universal Fit

Denso P/N	MAKE	MODEL	ENGINE CAPACITY	
DOX-0150 continued	NISSAN	MICRA C+C (05-)	1.4	
		MICRA III (K12) (03-10)	1.0/1.2	
		MICRA III (K12) (03-10)	1.2/1.4	
		NOTE (E11) (06-12)	1.4	
		PATHFINDER III (05-)	4.0	
		PIXO (09-)	1.0	
		PRIMASTAR (01-)	2.0	
		PRIMERA (P12) (02-)	1.6/1.8	
		PULSAR (C13) (12-)	1.2	
		QASHQAI II (13-)	1.2	
		OPEL	ADAM (12-19)	1.0/1.2/1.4
			AGILA A (00-07)	1.0/1.2
			AGILA B (08-14)	1.0
	AGILA B (08-14)		1.0/1.2	
	AMPERA (11-15)		1.4	
	ASTRA G (98-09)		1.2/1.4/1.6/2.0	
	ASTRA H (04-14)		2/1.4/1.6/1.8	
	ASTRA H (04-14)		1.6	
	ASTRA J (09-)		1.4/1.6	
	ASTRA J (09-)		1.8	
	ASTRA K (15-)		1.0/1.4	
	CASCADA (13-19)		1.4	
	COMBO C (01-)		1.4/1.6	
	CORSA C (00-09)		1.0/1.2/1.4	
	CORSA D (06-14)		1.0/1.2/1.4/1.6	
	CORSA D (06-14)		1.2/1.4	
	CORSA E (14-)		1.0/1.2/1.4	
	INSIGNIA (A) (08-17)		1.4	
	INSIGNIA (A) (08-17)		1.6/1.8	
	INSIGNIA (B) (17-)		1.5	
	KARL (15-19)		1.0	
	MERIVA A (03-10)		1.4/1.6	
	MERIVA B (10-17)		1.4	
	MOKKA (12-)		1.4/1.6/1.8	
	OMEGA B (94-03)		2.6/3.2	
	SIGNUM (03-08)		1.8/2.2/3.2	
	SPEEDSTER (00-06)		2.0	
	TIGRA TwinTop (04-10)		1.4	
	VECTRA B (95-03)		2.6	
	VECTRA C (02-08)		1.6/2.2/3.2	
	VIVARO A (01-)		2.0	
	ZAFIRA A (99-05)		2.0	
	ZAFIRA B (05-14)		1.6/2.0/2.2	
	ZAFIRA Tourer C (11-)		1.4/1.8	
	PEUGEOT		106 II (96-04)	1.1/1.4
			107 (05-14)	1.0
			206 (98-)	1.1/1.6/2.0
		206 (98-)	1.4/1.6	
		206 (98-)	2.0	
		206 CC (00-08)	1.6/2.0	
		207 (06-15)	1.4/1.6	
		301 (12-)	1.6	
		306 (93-02)	1.4/1.6/1.8	
306 (93-02)		1.6		
307 (00-12)		1.4/1.6/2.0		
307 (00-12)		1.6/2.0		
308 CC (07-14)		1.6		
308 I (07-14)		1.6		
308 I (07-14)		1.6/2.0		
308 II (13-)		1.6		
406 (95-04)		1.8/2.0/2.2/3.0		
406 (95-04)		2.0		
406 Coupe (97-04)		2.0		
406 Coupe (97-04)		2.0/2.2/3.0		
407 (04-11)		1.8/2.0/2.2/3.0		
407 (04-11)		2.0/2.2		
407 Coupe (05-)		2.2/3.0		

Denso P/N	MAKE	MODEL	ENGINE CAPACITY	
DOX-0150 continued	PEUGEOT	508 I (10-18)	1.6	
		607 (00-11)	2.0/3.0	
		607 (00-11)	2.2/3.0	
		806 (94-02)	2.0	
		807 (02-)	2.0/2.2/3.0	
		1007 (05-)	1.4/1.6	
		3008 (09-16)	1.6	
		3008 SUV (16-)	1.6	
		5008 I (09-17)	1.6	
		5008 II (16-)	1.6	
		BOXER (02-)	2.0	
		EXPERT (96-06)	2.0	
		EXPERT (07-)	2.0	
		PARTNER / RANCH (96-15)	1.1	
		PARTNER / RANCH (96-15)	1.6	
		PARTNER / RANCH (08-)	1.6	
		RCZ (10-15)	1.6	
		RENAULT	AVANTIME (01-03)	2.0/3.0
			CAPTUR I (13-)	0.9/1.2
			CLIO II (98-)	1.2
			CLIO II (98-)	1.2/1.4/1.6
			CLIO II (98-)	1.6
			CLIO II (98-)	1.6/2.0/3.0
	CLIO III (05-14)		1.2	
	CLIO III (05-14)		1.2/1.4/1.6/2.0	
	CLIO IV (12-)		0.9/1.2	
	DUSTER (09-)		1.6/2.0	
	ESPACE III (96-02)		2.0	
	ESPACE IV (02-)		2.0	
	FLUENCE (10-)		1.6/2.0	
	Grand SCÉNIC II (04-09)		1.6/2.0	
	Grand SCÉNIC III (09-)		1.2	
	Grand SCÉNIC III (09-)		1.4/1.6/2.0	
	KADJAR (15-)		1.2	
	KANGOO (97-)		1.2	
	KANGOO (97-)		1.6	
	KANGOO (08-)		1.2	
	KANGOO (08-)		1.6	
	LAGUNA I (93-01)		1.6/1.8/2.0	
	LAGUNA II (01-07)		1.6/1.8/2.0/3.0	
	LAGUNA III (07-15)		1.6/2.0	
	LATITUDE (10-)		2.0	
	LOGAN II (13-)		1.6	
	MEGANE CC (10-)		1.2/1.4/1.6/2.0	
	MEGANE I (96-03)		1.4/1.6/2.0	
	MEGANE I (96-03)		1.6/1.8/2.0	
	MEGANE II (02-12)		1.4/1.6/2.0	
	MEGANE III (08-)	1.2/2.0		
	MEGANE III (08-)	1.4/1.6/2.0		
	MEGANE III (08-)	1.6		
	MEGANE Scénic (96-99)	1.6		
	MODUS (04-)	1.2		
	MODUS (04-)	1.2/1.4/1.6		
SANDERO I (Stepway) (07-)	1.6			
SCÉNIC I (99-03)	1.4/1.6/2.0			
SCÉNIC I (99-03)	1.8/2.0			
SCÉNIC II (03-10)	1.4/1.6/2.0			
SCÉNIC II (03-10)	1.6/2.0			
SCÉNIC III (09-)	1.2			
SCÉNIC III (09-)	1.4/1.6/2.0			
THALIA I (98-)	1.4			
THALIA I (98-)	1.6			
THALIA II (08-)	1.6			
TRAFIC II (01-)	2.0			
TWINGO I (93-07)	1.2			
TWINGO II (07-)	1.2			
TWINGO II (07-)	1.2/1.6			

Denso P/N	MAKE	MODEL	ENGINE CAPACITY	
DOX-0150 continued	RENAULT	WIND (10-)	1.2/1.6	
	ROVER	25 (99-05)	1.1/1.8	
		25 (99-05)	1.4/1.6/1.8	
		45 (00-05)	1.4/1.6/1.8/2.0	
		STREETWISE (03-05)	1.4/1.6/1.8	
	SAAB	9-3 (98-03)	2.0	
		9-3 (98-03)	2.0/2.3	
		9-3 (02-15)	2.0	
		9-3 (02-15)	2.0/2.8	
		9-3X (09-15)	2.0	
		9-5 (97-09)	2.0/2.3	
		9-5 (97-09)	2.0/2.3/3.0	
		SEAT	ALHAMBRA (7V) (96-10)	1.8/2.0
	ALHAMBRA (7V) (96-10)		2.8	
	ALHAMBRA (710) (10-)		1.4/1.8	
	ALHAMBRA (710) (10-)		2.0	
	ALTEA (XL) (5P) (04-)		1.8/2.0	
	ALTEA (XL) (5P) (04-)		2.0	
	AROSA (6H) (97-04)		1.0/1.4	
	CORDOBA (6K2) (99-02)		1.8	
	CORDOBA (6L) (02-09)		1.6/2.0	
	EXEO (3R) (08-13)		1.8/2.0	
	IBIZA II (6K2) (99-02)		1.8	
	IBIZA III (6L) (02-09)		1.6/1.8/2.0	
	IBIZA IV (6J, 6P) (08-17)		1.4	
	INCA (6K9) (95-03)		1.4	
	LEON (1M) (99-06)		1.4/1.6/1.8	
	LEON (1M) (99-06)		1.6/1.8/2.8	
	LEON (1P) (05-12)		1.8/2.0	
	LEON (1P) (05-12)		2.0	
	TOLEDO II (1M) (99-06)		1.4/1.8/2.3	
	TOLEDO II (1M) (99-06)		1.6/1.8	
	TOLEDO III (5P) (04-09)		1.8/2.0	
	SKODA		FABIA I (6Y) (99-08)	1.0/1.4/2.0
			FABIA II (06-14)	1.4
			OCTAVIA I (1U) (96-10)	1.4/1.6/1.8/2.0
		OCTAVIA I (1U) (96-10)	1.4/1.6/2.0	
		OCTAVIA I (1U) (96-10)	1.8	
		OCTAVIA II (1Z) (04-13)	1.4/1.6/1.8/2.0	
		OCTAVIA II (1Z) (04-13)	1.4/1.8/2.0	
		RAPID (HN) (12-19)	1.4	
		SUPERB I (3U) (01-08)	1.8/2.8	
		SUPERB II (3T) (08-15)	1.4/1.8/3.6	
		SUPERB II (3T) (08-15)	2.0	
		YETI (5L) (09-17)	1.4	
		YETI (5L) (09-17)	1.8	
		SMART	CABRIO (450) (00-04)	0.6/0.7
			CITY-Coupe (450) (98-04)	0.6
			CITY-Coupe (450) (98-04)	0.7
			CROSSBLADE (450) (02-03)	0.6
			FORFOUR I (454) (04-06)	1.1/1.3/1.5
	FORTWO (450) (04-07)		0.6/0.7	
	ROADSTER (452) (03-05)		0.7	
	SUZUKI	ALTO VII (09-)	1.0	
		SPLASH (08-)	1.0/1.2	
		SPLASH (08-)	1.2	
		SWIFT IV (10-)	1.2	
		SX4 S-Cross (13-)	1.6	
	TOYOTA	VITARA (15-)	1.6	
		AURIS (E15) (06-12)	1.4	
		AYGO (05-14)	1.0	
		COROLLA (E12) (01-07)	1.4	
		COROLLA (E14, E15) (06-14)	1.4	
		YARIS (99-05)	1.0	
		YARIS (05-11)	1.0	
	YARIS (10-)	1.0/1.8		
	VAUXHALL	ADAM (12-19)	1.0/1.2/1.4	

Denso P/N	MAKE	MODEL	ENGINE CAPACITY	
DOX-0150 continued	VAUXHALL	AGILA I (A) (00-08)	1.0/1.2	
		AGILA II (B) (08-14)	1.0	
		AGILA II (B) (08-14)	1.0/1.2	
		AMPERA (12-)	1.4	
		ASTRA IV (G) (98-06)	1.6	
		ASTRA IV (G) (98-06)	1.6/2.0	
		ASTRA V (H) (04-10)	1.4/1.6	
		ASTRA V (H) (04-10)	1.4/1.6/2.0	
		ASTRA V (J) (09-15)	1.4/1.6	
		ASTRA VII (K) (15-)	1.0/1.4	
		CASCADA (13-)	1.4	
		COMBO II (C) (01-12)	1.4	
		CORSA II (C) (00-06)	1.0/1.2/1.4	
		CORSA III (D) (06-)	1.0/1.2/1.4	
		CORSA III (D) (06-)	1.0/1.2/1.4/1.6	
		CORSA III (D) (06-)	1.2	
		CORSA IV (E) (14-)	1.0/1.2/1.4	
		INSIGNIA I (A) (08-17)	1.4	
		INSIGNIA I (A) (08-17)	1.8	
		INSIGNIA II (B) (17-)	1.5	
		MERIVA I (A) (03-10)	1.4/1.6	
		MERIVA II (B) (10-)	1.4	
		MOKKA (12-)	1.4/1.6	
		OMEGA (B) (94-03)	2.6/3.2	
		SIGNUM (02-08)	2.2/2.8/3.2	
		SPEEDSTER (VX220) (00-06)	2.0	
		TIGRA TwinTop (04-09)	1.4	
		VECTRA I (B) (95-03)	2.6	
		VECTRA II (C) (00-08)	2.2/2.8/3.2	
		VIVA (15-19)	1.0	
		ZAFIRA I (A) (98-05)	2.0	
		ZAFIRA II (B) (05-14)	1.6/2.0/2.2	
		ZAFIRA III (C) (11-18)	1.4/1.8	
		VOLVO	C30 (06-12)	1.6/1.8/2.0/2.5
			C30 (06-12)	2.0
			C70 I (97-05)	2.0/2.3/2.4
			C70 II (06-13)	2.5
			S40 II (04-12)	1.6/1.8/2.0/2.5
			S40 II (04-12)	1.8/2.5
			S60 I (00-10)	2.0/2.3
			S60 I (00-10)	2.4/2.5
			S60 II (10-18)	1.6/2.0
			S70 (96-00)	2.0/2.3/2.4
			S70 (96-00)	2.4
			S80 I (98-08)	2.0/2.8/2.9
			S80 I (98-08)	2.4/2.5/3.0
			S80 II (06-16)	1.6
			S80 II (06-16)	2.0
	V40 (12-)		1.6	
	V50 (04-12)		1.6/1.8/2.0/2.5	
V50 (04-12)	2.0			
V50 (04-12)	2.5			
V60 I (10-18)	1.6/2.0			
V70 I (96-00)	2.3			
V70 I (96-00)	2.3/2.4			
V70 II (00-07)	2.0/2.3/2.4			
V70 II (00-07)	2.3/2.4/2.5			
V70 III (07-)	1.6/2.0			
V70 III (07-)	2.0			
XC60 I (08-17)	2.0			
XC70 I Cross Country (97-07)	2.4			
XC70 I Cross Country (97-07)	2.4/2.5			
XC90 I (02-14)	2.5			
XC90 I (02-14)	2.9			
VW	AMAROK (2H, S1) (10-)	2.0		
	BEETLE (5C) (11-19)	1.4/2.0/2.5		
	BORA (1J) (98-05)	4/1.6/1.8/2.0		



# Lambda Sensors

## Buyers Guide - Universal Fit

Denso P/N	MAKE	MODEL	ENGINE CAPACITY
DOX-0150 continued	VW	BORA (1J) (98-05)	2.0
		CADDY II (9K, 9U) (95-04)	1.4
		CADDY III (2K, 2C) (04-15)	1.4
		CADDY III (2K, 2C) (04-15)	2.0
		CC (358) (11-16)	1.4/1.8/2.0/3.6
		EOS (1F) (06-15)	1.4/2.0
		EOS (1F) (06-15)	1.6/2.0/3.2
		GOLF IV (1J, 1E) (97-06)	4/1.6/1.8/2.0
		GOLF IV (1J, 1E) (97-06)	6/1.8/2.0/2.3
		GOLF Plus (5M, 521) (05-14)	1.4
		GOLF Plus (5M, 521) (05-14)	1.4/1.6/2.0
		GOLF V (1K) (03-09)	1.4/1.6/2.0/3.2
		GOLF VI (5K, AJ5) (08-14)	1.4/1.8/2.0
		GOLF VI Convertible (517)	1.4
		JETTA III (1K2) (05-10)	1.4/1.6/2.0/2.5
		JETTA III (1K2) (05-10)	2.0
		JETTA IV (162) (10-)	1.4/2.0
		LUPO (6X, 6E) (98-05)	1.0
		LUPO (6X, 6E) (98-05)	1.4/1.6
		MULTIVAN V (7H, 7E) (03-15)	2.0
		MULTIVAN V (7H, 7E) (03-15)	3.2
		NEW BEETLE (9C, 1C, 1Y)	4/1.6/2.0/2.3
		NEW BEETLE (9C, 1C, 1Y)	1.6
		NEW BEETLE (9C, 1C, 1Y)	1.8/2.0
		NEW BEETLE (9C, 1C, 1Y)	3.2
		PASSAT (3B2, 3B5) (96-01)	1.6/1.8/2.8
		PASSAT (3B3, 3B6) (00-05)	8/2.0/2.3/2.8
		PASSAT (3C) (05-11)	4/1.8/2.0/3.2
		PASSAT (3C) (05-11)	1.6
		PASSAT (362, 365) (10-14)	1.4/1.8/2.0/3.6
		PASSAT CC (357) (08-12)	1.4
		PASSAT CC (357) (08-12)	1.8/2.0/3.6
		PHAETON (3D) (02-16)	3.2
		PHAETON (3D) (02-16)	4.2/6.0
		POLO (6N2) (99-01)	1.0/1.4/1.6
		POLO (6R, 6C) (09-)	1.4
		POLO (9N) (01-09)	1.8
		POLO Classic (6KV) (95-02)	1.4/1.6
		POLO Saloon (9A4) (02-)	1.6
		POLO Variant (6V5) (97-01)	1.4/1.6
		POLO Variant (6V5) (97-01)	1.6
		SCIROCCO (137, 138) (08-17)	1.4/2.0
		SCIROCCO (137, 138) (08-17)	2.0
		SHARAN (7M) (95-10)	1.8/2.8
		SHARAN (7M) (95-10)	2.0/2.8
		SHARAN (7M) (95-10)	2.8
		SHARAN (7N) (10-)	1.4/2.0
		TIGUAN (5N) (07-18)	1.4/2.0
		TIGUAN (5N) (07-18)	2.0
		TOUAREG (7L) (02-10)	3.2/4.2/6.0
TOUAREG (7L) (02-10)	3.6/4.2		
TOUAREG (7P) (10-18)	3.0/3.6/4.2		
TOURAN (1T1, 1T2) (03-10)	1.4		
TOURAN (1T1, 1T2) (03-10)	1.6/2.0		
TOURAN (1T3) (10-15)	1.4/1.6		
TRANSPORTER IV (70X, 7D)	2.5		
TRANSPORTER IV (70X, 7D)	2.8		
TRANSPORTER V (7H, 7E, 7J)	2.0		
TRANSPORTER V (7H, 7E, 7J)	3.2		
ZAZ	SENS (04-)	1.3	



# DENSO Cross Reference Chart



# Lambda Sensors

## Cross Reference Chart - Direct fit

ALFA ROMEO	DENSO
46786048	DOX-2051

AUDI	DENSO
021906265A	DOX-1172
021906265N	DOX-1172
022906262AF	DOX-2036
022906262CC	DOX-2041
036906262P	DOX-2016
03C906262	DOX-1559
06A906262AQ	DOX-2023
06A906262AR	DOX-2015
06A906262BB	DOX-2008
06B906265A	DOX-1566
06E906265E	DOX-1700
06F906262D	DOX-2069
077906265L	DOX-2035
079906265A	DOX-2041
07C906262H	DOX-2008
07D906262A	DOX-2018
07D906262B	DOX-2018
07D906262E	DOX-2018

BMW	DENSO
11781247406	DOX-1174
11787545075	DOX-2026
11787577666	DOX-2046

ASTON MARTIN	DENSO
6G339G444AA	DOX-1716

AUDI	DENSO
021906262C	DOX-2018
022906262AP	DOX-2041
030906265AD	DOX-1171
047906265C	DOX-2015
058906265A	DOX-1362
06A906262AM	DOX-2008
06A906262BG	DOX-2015
06A906262CK	DOX-2041
06A906262N	DOX-2000
06A906262Q	DOX-2027
06A906265F	DOX-1551
06A906265Q	DOX-1561
06B906265E	DOX-1566
06C906265	DOX-2008
06D906265	DOX-2036
06F906262P	DOX-2016
06J906262K	DOX-2041
07C906262AH	DOX-2038
07C906262J	DOX-2018

BMW	DENSO
11781721125	DOX-1364
11787526262	DOX-2046
11787539136	DOX-2046

ASTON MARTIN	DENSO
7H429G444AA	DOX-0409

AUDI	DENSO
021906265AE	DOX-1173
022906262BQ	DOX-2036
022906262F	DOX-2015
023906262	DOX-2012
030906262E	DOX-2008
030906262L	DOX-2008
058906265B	DOX-2012
058906265C	DOX-2008
06A906262AJ	DOX-2000
06A906262BL	DOX-2008
06A906262CM	DOX-2015
06A906262CT	DOX-2008
06A906265AC	DOX-1551

AUDI	DENSO
06H906262A	DOX-2041
06J906262N	DOX-2041
07C906262AG	DOX-2038
07L906265G	DOX-2016
07L906265H	DOX-2041

BMW	DENSO
11781247235	DOX-1317
11781720860	DOX-1364
11787539125	DOX-2037
11787544654	DOX-2037

ALFA ROMEO	DENSO
7789741	DOX-1545

AUDI	DENSO
021906265AQ	DOX-1173
022906262AG	DOX-2041
022906262AH	DOX-2018
022906262BG	DOX-2000
03D906265C	DOX-1588
047906265B	DOX-2015
058906265	DOX-2035
06A906262F	DOX-2015
06K0906262A	DOX-1567
077906265AD	DOX-2018
077906265K	DOX-2035
077906265R	DOX-2035
078906265B	DOX-1381
078906265R	DOX-2035
079906265E	DOX-2041
07C906262A	DOX-2008
07C906262M	DOX-2018
07C906262P	DOX-2018

BMW	DENSO
11787518495	DOX-1099
11787539137	DOX-2026
11787569968	DOX-2046

ALFA ROMEO	DENSO
60812802	DOX-1545

AUDI	DENSO
021906265AC	DOX-1363
022906265C	DOX-2000
030906262F	DOX-1562
032906265	DOX-1362
032906265C	DOX-1552
036906262M	DOX-1562
03D906265	DOX-1588
048906265	DOX-1352
06A906262BM	DOX-2000
06A906262P	DOX-2047
06A906265A	DOX-1561
06A906265AP	DOX-1551
06E906265D	DOX-1700
078906265N	DOX-2035
078906265Q	DOX-2035
07C906262AF	DOX-2038

BMW	DENSO
11781427884	DOX-1368
11781730007	DOX-1364
11781739845	DOX-1175
11787513963	DOX-1175
11787545244	DOX-2039
11787558179	DOX-2037

ALFA ROMEO	DENSO
46455518	DOX-1545

AUDI	DENSO
022906262AB	DOX-2041

AUDI	DENSO
022906262BS	DOX-2036
022906262CE	DOX-2016
022906265B	DOX-2018
030906262C	DOX-1562
030906265	DOX-1311
030906265K	DOX-1025
037906265G	DOX-1023
06A906262AL	DOX-2012
06C906265C	DOX-2030
078906265P	DOX-2035
6K0906262A	DOX-1567
6U0906265B	DOX-1172

BMW	DENSO
11781735710	DOX-1369
11781742050	DOX-1174
11787539126	DOX-2046

ALFA ROMEO	DENSO
46523497	DOX-1545
46760863	DOX-2051

ASTON MARTIN	DENSO
1A6F9G444AA	DOX-1716

AUDI	DENSO
021906265AG	DOX-1173
022906262AQ	DOX-2036
022906262BJ	DOX-2041
030906265CB	DOX-1573
032906265F	DOX-1561
035906265B	DOX-1006
037906265B	DOX-1025
06A906262AH	DOX-2000
06A906262AK	DOX-2012
06A906262CN	DOX-2015
077906262B	DOX-2012
077906262G	DOX-2018
077906265AA	DOX-2048
077906265T	DOX-2048
079906265D	DOX-2036

BMW	DENSO
11781735500	DOX-1319
11787544655	DOX-2026
11787577667	DOX-2039

AUDI	DENSO
022906262BR	DOX-2041
022906262M	DOX-2047
030906262A	DOX-2030
036906262D	DOX-1560
03D906265A	DOX-1565
06A906262BA	DOX-2047
06A906265AM	DOX-1561
06A906265E	DOX-1551
06F906262AE	DOX-2041
077906262C	DOX-2023
078906265AA	DOX-2023

BMW	DENSO
11781247475	DOX-1318
11787614322	DOX-2046

ALFA ROMEO	DENSO
46424723	DOX-1545

AUDI	DENSO
021906265AK	DOX-1171
022906262BT	DOX-2061
022906262CF	DOX-2036
022906262S	DOX-2047
030906262D	DOX-2008

AUDI	DENSO
030906262M	DOX-2015
030906262N	DOX-2030
036906262Q	DOX-1562
053906265	DOX-1351
06A906262AT	DOX-2015
06A906265H	DOX-1551
06A906265P	DOX-1552
06B906265B	DOX-1589
06C906265L	DOX-2008
06C906265M	DOX-2008
06E906262J	DOX-1700
06J906262A	DOX-2061
077906265AE	DOX-2018
078906265M	DOX-2010
078906265T	DOX-2023

BMW	DENSO
11787503441	DOX-1099
11787513962	DOX-1174

ALFA ROMEO	DENSO
46444284	DOX-1545
60810814	DOX-1545

AUDI	DENSO
030906262	DOX-2038
036906262H	DOX-2000

BMW	DENSO
11781735499	DOX-1317
11787545074	DOX-2046

AUDI	DENSO
022906262BH	DOX-2038
030906265AB	DOX-1025
036906262F	DOX-1564
079906265	DOX-2036
079906265F	DOX-2036
6K0906262B	DOX-2038
7M0906265C	DOX-2010

BMW	DENSO
11781433940	DOX-1175

ALFA ROMEO	DENSO
46805749	DOX-2051
60814386	DOX-1545

AUDI	DENSO
022906262BM	DOX-2016
022906262L	DOX-2023
030906265AA	DOX-1025
032906265E	DOX-1561
06A906262DM	DOX-1700
07C906262AE	DOX-2023
4L0906262J	DOX-1700

BMW	DENSO
11781734345	DOX-1364
11781734393	DOX-1364
11787545243	DOX-2046

CHRYSLER	DENSO
04606133AC	DOX-1076
MD108934	DOX-1003
MD186991	DOX-1161

CITROEN/PEUGEOT	DENSO
1618K9	DOX-2066
16289S	DOX-1536
16289T	DOX-1536
1628HQ	DOX-2045
1628KY	DOX-2005

# Lambda Sensors

## Cross Reference Chart - Direct fit

CITROEN/PEUGEOT	DENSO
1628PL	DOX-2009

DAIHATSU	DENSO
89465-20450	DOX-0205
89465-20600	DOX-0204
89465-22170	DOX-0224
89465-87505	DOX-0270
89465-B1060	DOX-0237
89465-B4020	DOX-0204

CHRYSLER	DENSO
4606133AD	DOX-1076
5033081AA	DOX-1076
5099821AA	DOX-2007
5602908AAA	DOX-2044
MD183145	DOX-1163
MD186992	DOX-1160

CITROEN/PEUGEOT	DENSO
1618Q5	DOX-2028
16288C	DOX-1536
1628HV	DOX-2005
1628KP	DOX-1539
1628TH	DOX-1539

DAIHATSU	DENSO
89465-87109	DOX-1405
89465-87112	DOX-0204
89465-87708	DOX-0205

CHRYSLER	DENSO
4727436AA	DOX-1061
MD127062	DOX-1003

CITROEN/PEUGEOT	DENSO
1618Z7	DOX-2001
16289W	DOX-1535
1628HV	DOX-2009

DAIHATSU	DENSO
89465-97408	DOX-1403

CHRYSLER	DENSO
5033039AA	DOX-1055
MD119609	DOX-1003

CITROEN/PEUGEOT	DENSO
1618AL	DOX-2045
1618Z6	DOX-2005
1628HN	DOX-2005
1628NY	DOX-1538
1628R5	DOX-2045

DAIHATSU	DENSO
89465-97403	DOX-0204

CITROEN/PEUGEOT	DENSO
1618HC	DOX-2005
16287R	DOX-1537
1628HR	DOX-2001
1628YK	DOX-1360

DAIHATSU	DENSO
89465-87402	DOX-0204
89465-97405	DOX-0236
89465-97407	DOX-0236
89465-97501	DOX-0204

CHRYSLER	DENSO
5293037AD	DOX-1157
5293038AB	DOX-1076
MD136308	DOX-1167
MD174677	DOX-1016

CHRYSLER	DENSO
MD182691	DOX-1060

CITROEN/PEUGEOT	DENSO
1628CW	DOX-2001

DAIHATSU	DENSO
89465-22190	DOX-0224
89465-87113	DOX-0205
89465-87401	DOX-0204

CHRYSLER	DENSO
4606133AE	DOX-1076
4686933AB	DOX-1053

CITROEN/PEUGEOT	DENSO
161872	DOX-1536
16289V	DOX-1535

DAIHATSU	DENSO
89465-20280	DOX-0205
89465-40030	DOX-0224
89465-B1020	DOX-0236
89465-B1030	DOX-0289

CHRYSLER	DENSO
30042191	DOX-1055
5099817AA	DOX-2007
5293036AB	DOX-1157
MD183399	DOX-1163

CITROEN/PEUGEOT	DENSO
1628VN	DOX-2034

CHRYSLER	DENSO
4686935AB	DOX-1056

CITROEN/PEUGEOT	DENSO
16289A	DOX-1535
1628AA	DOX-1537
1628HT	DOX-1535
1628QY	DOX-1539

DAIHATSU	DENSO
89465-35300	DOX-0226

CITROEN/PEUGEOT	DENSO
1618Z8	DOX-2045

DAEWOO	DENSO
25165313	DOX-1599

DAIHATSU	DENSO
89465-87106	DOX-1405

FIAT	DENSO
46417969	DOX-1545
46418568	DOX-1544
46552313	DOX-1543
46762653	DOX-2020
60815649	DOX-2025
9636148880	DOX-2009

CITROEN/PEUGEOT	DENSO
16287S	DOX-1535
1628KN	DOX-1534
9636968580	DOX-1539

DODGE	DENSO
5602908AAA	DOX-2044

FIAT	DENSO
46407316	DOX-1370
46545432	DOX-1547

FIAT	DENSO
60810814	DOX-1545
7619303	DOX-1351
9635978580	DOX-2005

CHRYSLER	DENSO
MD185334	DOX-1163

DAEWOO	DENSO
25105107	DOX-1000
25106073	DOX-1000
25162753	DOX-1000
25164596	DOX-1000

FIAT	DENSO
46444284	DOX-1545
46462006	DOX-2025
46521170	DOX-1548
46529385	DOX-1547
46760243	DOX-2020
9635978980	DOX-2045

FORD	DENSO
1053108	DOX-1371
1108640	DOX-2004
1123897	DOX-1726
1322706	DOX-2055
1327548	DOX-2004
1376445	DOX-2068
1746710	DOX-1720
1X43-9F472-AD	DOX-0430
1X43-9F472-AD	DOX-0430
1X43-9G444-AC	DOX-1196
2S6A-9G444-BA	DOX-1371
3010660	DOX-1726
3017524	DOX-1720
357A-9G444-CA	DOX-2004
6628848	DOX-1353
6G9N-9G444-LA	DOX-2021
7G9N-9F472-AA	DOX-0529
8V21-9F472-AB	DOX-1720
8V21-9G444-AA	DOX-1720
DS7A9G444CA	DOX-1200

GM	DENSO
55563348	DOX-2081
855270	DOX-0504
93194234	DOX-2070

HONDA	DENSO
36531-P0G-A01	DOX-1459
36531-P1E-J01	DOX-1409
36531-P1H-E01	DOX-1459
36531-P2T003	DOX-0575
36531-P2T-J01	DOX-1409
36531-P45-G02	DOX-1320
36531-P9K-E01	DOX-1455
36531-PAA305	DOX-0618
36531-PEL-G01	DOX-1455
36531-PJT-T01	DOX-1459
36531-PLD-013	DOX-1453
36531-PPA-003	DOX-1415
36531-PRB-A01	DOX-1461
36531-R40-010	DOX-0561
36532-P3FA01	DOX-0620
36532-PDE-E02	DOX-1320
36532-PEL013	DOX-0618
36532-PGN-J11	DOX-1320
36532-PR7-A01	DOX-1459
36542-PR7J51	DOX-0618

HYUNDAI	DENSO
3921002660	DOX-2062
3921002910	DOX-2064

HYUNDAI	DENSO
3921002950	DOX-2062
3921022610	DOX-2059
3921023060	DOX-1365
3921023065	DOX-1365
392102B000	DOX-2065
392102B100	DOX-2065

ISUZU	DENSO
8-98089826-0	DOX-0504

JAGUAR	DENSO
2R83-9G444-AC	DOX-0429
LNE1684AA	DOX-0430

KIA	DENSO
3921002610	DOX-2064
3921002630	DOX-2062
3921002900	DOX-2065
3921023500	DOX-2060
3921026620	DOX-2059
3921026800	DOX-2062
392102B040	DOX-2062

FIAT	DENSO
46430175	DOX-1544
46452598	DOX-1545
46750245	DOX-2006
46751052	DOX-2006
60814386	DOX-1545
71742160	DOX-0351

FORD	DENSO
1300544	DOX-2004
1309292	DOX-2004
1337922	DOX-2068
1367825	DOX-2021
1705220	DOX-2068
3040432	DOX-2004
3721930	DOX-1371
3M51-9F472-DC	DOX-2004
3M51-9G444-DA	DOX-2068
96BB-9F472-BA	DOX-1361
98AB-9G444-BB	DOX-1371
AE81-9G444-BA	DOX-1726
AE81-9G444-BB	DOX-1726
XC2F-9F472-AA	DOX-1726

GM	DENSO
25133396	DOX-1504
55561863	DOX-2003
55572993	DOX-2081
90397524	DOX-1500
91021621	DOX-2003
9118698	DOX-1598
9202576	DOX-1569
98075140	DOX-0592

HONDA	DENSO
36531-P12A03	DOX-0618
36531-P1K-E11	DOX-1409
36531-P28-A02	DOX-1459
36531-P5K003	DOX-0618
36531-P7A-G01	DOX-1459
36531-P8A-A01	DOX-1459
36531-P8C-A01	DOX-1459
36531-PPA-305	DOX-1461
36531-PWE-E01	DOX-2053
36531-R40-A06	DOX-0561
36531-RNA-A01	DOX-0511
36531-RSH-E01	DOX-0538
36531-RZA-003	DOX-0513
36532-PDC-E01	DOX-1320
36532-PDE-E01	DOX-1320

# Lambda Sensors

## Cross Reference Chart - Direct fit

HYUNDAI	DENSO
3921003020	DOX-2065
3921026700	DOX-2059

ISUZU	DENSO
8-97375417-1	DOX-0242
8-98089825-0	DOX-0504

IVECO	DENSO
5801870801	DOX-2025

JAGUAR	DENSO
2R83-9F472-AD	DOX-0428
6R83-9F472-AB	DOX-0426
9W83-9G444-AA	DOX-0402
C2C22681	DOX-0426

JEEP	DENSO
56029084AA	DOX-2044

KIA	DENSO
3921026700	DOX-2059
392102B310	DOX-2065

LANCIA	DENSO
46760867	DOX-1541
962844280	DOX-1536

LAND ROVER	DENSO
5H22-9F472-CA	DOX-0415

FIAT	DENSO
46455518	DOX-1545
46460055	DOX-1544
46762182	DOX-2006
46774531	DOX-1542
60815699	DOX-2020
71742159	DOX-0326
9635978280	DOX-2001

FORD	DENSO
1254769	DOX-2068
1302222	DOX-2068
1471423	DOX-1371
1S7F-9F472-AB	DOX-1726
3M51-9F472-BB	DOX-2004
8V21-9F472-AC	DOX-1720
98FB-9F472-CA	DOX-2004
XC2F-9F472-A1A	DOX-1726
XR3F-9G444-AA	DOX-1720

GM	DENSO
25327304	DOX-1576
55566592	DOX-2050
9202575	DOX-1569
96507986	DOX-1599

HONDA	DENSO
36531-5A2-A01	DOX-0564
36531-P72J01	DOX-0575
36531-PAA-L22	DOX-1452
36531-PFE-N03	DOX-1455
36531-RSA-G01	DOX-0514
36532-PELG01	DOX-0618
36532-PFW-J11	DOX-1320
36541-PR-7A51	DOX-1459

HYUNDAI	DENSO
3921002620	DOX-2064
3921026810	DOX-2062
392102B130	DOX-2064

JAGUAR	DENSO
2R83-9F472-AB	DOX-0428

JAGUAR	DENSO
C2C29250	DOX-0428
LNE1682BB	DOX-1196
XR822998	DOX-1720
XR86938	DOX-1726

KIA	DENSO
0K08A18861B	DOX-1176
0K2AA18861	DOX-1176
3921002660	DOX-2062

LAND ROVER	DENSO
AH22-9G444-AA	DOX-0402
MHK501050	DOX-0416

FIAT	DENSO
46523497	DOX-1545
46751082	DOX-2006
71746951	DOX-0326
9636876580	DOX-2005

FORD	DENSO
1035595	DOX-1371
1088851	DOX-2004
1113382	DOX-1372
1148070	DOX-1371
1351337	DOX-2004
1527105	DOX-1720

GM	DENSO
55569903	DOX-2081
90541930	DOX-1500

HONDA	DENSO
36531-P3F-A01	DOX-1409
36531-PAA-L21	DOX-1452
36531-PAD-G02	DOX-1409
36531-PND-A11	DOX-1461
36531-PZX-013	DOX-0517
36531-RX0-A01	DOX-0564
36532-P2RA01	DOX-0620
36542-PR7-A51	DOX-1320

HYUNDAI	DENSO
392102B040	DOX-2062

KIA	DENSO
3921026810	DOX-2062

LANCIA	DENSO
46455518	DOX-1545

MAZDA	DENSO
AJD618861	DOX-0333
B6DC18861A	DOX-1031
BPE118861A	DOX-1435
GY0118861A	DOX-0322
L33618861	DOX-0325
RF8G18861B	DOX-0539
ZJ3818861C	DOX-0558

MERCEDES-BENZ	DENSO
0005407417	DOX-1098
0005407617	DOX-1097
0005409517	DOX-1314
0015406017	DOX-2007
0015407117	DOX-2037
0015407917	DOX-2007
0015408017	DOX-2011
0025405717	DOX-2007
0095423917	DOX-1376
0095424117	DOX-1377
A0005406117	DOX-1093
A0005407417	DOX-1098

MERCEDES-BENZ	DENSO
A0005409217	DOX-1314
A0005409517	DOX-1314
A0015400717	DOX-2011
A0015407917	DOX-2007

FIAT	DENSO
46449401	DOX-1544
9628448280	DOX-1536

FORD	DENSO
1001702	DOX-1361
1112475	DOX-2068
1143514	DOX-1371
1306213	DOX-2055
1322705	DOX-2004
1327549	DOX-2068
1346366	DOX-2004
1516718	DOX-1720
1743702	DOX-1726
2S6A-9F472-BB	DOX-1371
3M51-9F472-DB	DOX-2004
4594661	DOX-1720
6G91-9F472-AA	DOX-2004
6G9N-9F472-CA	DOX-0526
7038055	DOX-2013
8W83-9F472-DA	DOX-0609
93AB-9F472-AA	DOX-1353
95VW-9F472-FB	DOX-2010
98FB-9G444-CB	DOX-2004
XR3F-9G444-BA	DOX-1371
YS6A-9F472-AC	DOX-1372

GM	DENSO
12567681	DOX-1617
25321313	DOX-1576
55562206	DOX-2050
90509274	DOX-1593
9195111	DOX-1568

HONDA	DENSO
36531-POAA01	DOX-0575
36531-POA-A01	DOX-1409
36531-P12A01	DOX-0618
36531-PAAA02	DOX-0618
36531-PWE-G01	DOX-2053
36531-PXH-013	DOX-1455
36531-RJ-J01	DOX-0512
36531-RKC-J51	DOX-1424
36531-RRC-013	DOX-0514
36531-RTW-003	DOX-1460
36532-P3FA11	DOX-0620
36532-PGN-J01	DOX-1320

HYUNDAI	DENSO
3921002640	DOX-2064
3921023710	DOX-2060
392102B310	DOX-2065

JAGUAR	DENSO
C2P8810	DOX-0426
LNE1682BC	DOX-1196

KIA	DENSO
0K08B18861B	DOX-1176
3921023750	DOX-2059
3921023950	DOX-2059
KK34818861	DOX-1005
MBP0318861B	DOX-1005

LAND ROVER	DENSO
MHK500820	DOX-0414
MHK500870	DOX-0413

MAZDA	DENSO
GY0718861	DOX-0319

MAZDA	DENSO
Z60218861A	DOX-0332
ZJ3818861A	DOX-0558

MERCEDES-BENZ	DENSO
0005407517	DOX-1105
0015400517	DOX-2007
0015405017	DOX-2007
0015408517	DOX-2011
0015409217	DOX-2039
0025405617	DOX-2026
0045420718	DOX-2044
0065423918	DOX-2024
A0015400617	DOX-2007
A0015402117	DOX-1314
A0015404717	DOX-2011
A0015408717	DOX-2011
A0015408917	DOX-2039
A0095423917	DOX-1376

MITSUBISHI	DENSO
1588A021	DOX-0421
1588A064	DOX-0315

FIAT	DENSO
46424723	DOX-1545
46481568	DOX-2020

FORD	DENSO
1111262	DOX-2068
1147420	DOX-1708
1376444	DOX-2004
1682753	DOX-1726
1S7F-9G444-BB	DOX-1708
2R83-9G444-AB	DOX-1196
3559458	DOX-1372
3M51-9G444-AB	DOX-2068
6G91-9G444-AA	DOX-2068
8S6A-9F472-AA	DOX-1371
93BB-9F472-AA	DOX-1361
98AB-9F472-BB	DOX-1371
AE81-9G444-AC	DOX-1726
BV61-9G444-BA	DOX-2068
BV62-9G444-A	DOX-2068
DS7G9G444A	DOX-1200
S108748004A	DOX-1716

GM	DENSO
25323632	DOX-1574
55568668	DOX-2081
90509169	DOX-1593
90543281	DOX-1553
9158718	DOX-1568
93186800	DOX-2003
98089825	DOX-0504

HONDA	DENSO
36531-POF-A01	DOX-1409
36531-PGM-003	DOX-1459
36531-PM5-A01	DOX-1004
36531-PZA-E01	DOX-1457
36531-PZD-A01	DOX-1415
36531-RMX-A02	DOX-1454
36531-RZA-013	DOX-0513
36532-POA-A01	DOX-1456
36532-PLD-003	DOX-1456
36532-PR7-J02	DOX-1459
36542-PR7-A02	DOX-1456

HYUNDAI	DENSO
3921002610	DOX-2064
3921002630	DOX-2062
3921022620	DOX-2059
3921023750	DOX-2059

# Lambda Sensors

## Cross Reference Chart - Direct fit

HYUNDAI	DENSO
3921023950	DOX-2059
3921026620	DOX-2059

JAGUAR	DENSO
6R83-9F472-AC	DOX-0426
LNE1684BA	DOX-0430

LAND ROVER	DENSO
5H22-9F472-BA	DOX-0414
AH22-9G444-AA	DOX-0414
LR001459	DOX-0526
LR013660	DOX-0411
MHK500850	DOX-0414

MAZDA	DENSO
BP4W18861B	DOX-0317
BP4Y18861C	DOX-0319
BP6J18861B	DOX-0322
BP6L18861	DOX-0323
C60118861	DOX-1371
FP4718861B	DOX-1375
K80518861A	DOX-1435
P51A1886Z	DOX-0624
Z53618861C	DOX-1356
Z60118861B	DOX-0331
ZJ3818861B	DOX-0558

MERCEDES-BENZ	DENSO
0005406517	DOX-1183
0015402817	DOX-1098
0015405117	DOX-2007
0015407417	DOX-2011
0015408917	DOX-2039
A0015400517	DOX-2007
A0015405117	DOX-2007
A0015408517	DOX-2011
A0015409517	DOX-2007
A0025400117	DOX-2007
A0065424018	DOX-2024

MITSUBISHI	DENSO
MD126181	DOX-1430
MD150608	DOX-1432
MD174677	DOX-1016
MD185334	DOX-1163
MD186392	DOX-1436
MD189462	DOX-1436
MD307258	DOX-1161
MD314060	DOX-1440
MD329341	DOX-1161
MD339640	DOX-0312
MD342323	DOX-0422
MD343986	DOX-0341
MN153035	DOX-0349
MN171805	DOX-0314
MR507031	DOX-0345
MR507761	DOX-0422

FORD	DENSO
1000169	DOX-2010
1010006	DOX-2013
1133441	DOX-1716
1X43--9F472-AC	DOX-0430
1X43-9F472-AC	DOX-0430
3M51-9F472-BC	DOX-2004
3M51-9F472-DA	DOX-2004
4080239	DOX-1716
6847908	DOX-1353
7318042	DOX-2013
7G9N-9G444-AA	DOX-0409
AE81-9G444-AB	DOX-1726
AE81-9G444-BC	DOX-1726
XC2F-9F472-BA	DOX-1372

GM	DENSO
93182927	DOX-2040

HONDA	DENSO
36531-POBA01	DOX-0618
36531-P28-A01	DOX-1459
36531-P73-G01	DOX-1409
36531-PAA-307	DOX-1452
36531-PGM-J51	DOX-1409
36531-PLM-A01	DOX-1452
36531-RNA-J01	DOX-0514
36531-RSP-E01	DOX-0593
36532-P7A-G01	DOX-1456
36532-P8C-A02	DOX-1456
36532-PAA-L01	DOX-1320
36532-PFW-J01	DOX-1320
36532-RJH-G01	DOX-1456
36541-PR7-A02	DOX-1459

HYUNDAI	DENSO
3921026800	DOX-2062
3921038225	DOX-2064

IVECO	DENSO
504083015	DOX-2006

JAGUAR	DENSO
C2P16397	DOX-0402
C2S38497	DOX-1196

KIA	DENSO
3921002620	DOX-2064
3921002950	DOX-2062
3921022610	DOX-2059
3921022620	DOX-2059

LAND ROVER	DENSO
6H42-9F472-AA	DOX-0413
7H22-9F472-AA	DOX-0416
AH229G444CA	DOX-0637
AH229G444DA	DOX-0637

MAZDA	DENSO
AJ5118861	DOX-0333
FP3318861B	DOX-1375
FP4818861B	DOX-1375
GY0518861A	DOX-0318
GY0818861A	DOX-0320
N3H318861B	DOX-0330
ZJ3618861B	DOX-0558

MERCEDES-BENZ	DENSO
0015401017	DOX-1099
A0005408117	DOX-1100
A0015403817	DOX-2007
A0015409217	DOX-2039

MITSUBISHI	DENSO
1588A011	DOX-0315
MD182691	DOX-1060
MD189008	DOX-1438
MD302068	DOX-1163
MD305145	DOX-1440
MD312191	DOX-1438
MD338845	DOX-0312
MD338847	DOX-0312
MD342694	DOX-0422
MD348460	DOX-0312
MN153037	DOX-0314
MR507380	DOX-0336
MR507769	DOX-0340
MR560393	DOX-0347
MR985039	DOX-2057

FIAT	DENSO
46426389	DOX-1546

FIAT	DENSO
71747243	DOX-0351

FORD	DENSO
1R83-9G444-AA	DOX-1720
3M51-9G444-AA	DOX-2068
3M51-9G444-BC	DOX-2055
5249588	DOX-1200
6847911	DOX-1361
6G9N-9G444-MA	DOX-0400
96VB-9F472-BA	DOX-2013
96VB-9F472-DA	DOX-2013
96VB-9F472-DB	DOX-2013
DS7Z9G444A	DOX-1200

GM	DENSO
12574574	DOX-1618
24324206	DOX-1576
90541304	DOX-1500
98089826	DOX-0504

HONDA	DENSO
36531-POFA01	DOX-0575
36531-P45-G01	DOX-1320
36531-P75A01	DOX-0575
36531-PK1-014	DOX-1004
36531-RFE-J51	DOX-0512
36532-P13-A02	DOX-1456
36532-P2E-A01	DOX-1459
36532-P2E-A51	DOX-1459
36532-PAA-A02	DOX-1456
36532-PWE-G01	DOX-2031
36541-PR7-A01	DOX-1459
36542-PR7-A01	DOX-1456

HYUNDAI	DENSO
3921002900	DOX-2065
3921022015	DOX-1373

JAGUAR	DENSO
C2C12588	DOX-0428
C2C7359	DOX-0430

KIA	DENSO
392102B100	DOX-2065

LANCIA	DENSO
46444284	DOX-1545
46460055	DOX-1544

LAND ROVER	DENSO
AH42-9F472-AA	DOX-0563
LR014011	DOX-0637
MHK100840L	DOX-2017
MHK500840	DOX-0525

MAZDA	DENSO
AJ5518861	DOX-0333
JE5018861B	DOX-1370
LF6218861A	DOX-0334
N3H218861C	DOX-0330
R2AA18861B	DOX-0629
Z6T118861	DOX-0331

MERCEDES-BENZ	DENSO
0005408117	DOX-1100
0005409717	DOX-1098
0015400417	DOX-1314
0015400617	DOX-2007
0015409117	DOX-2011
0025400117	DOX-2007
A0005409717	DOX-1098
A0015407417	DOX-2011
A0015409417	DOX-2007

MITSUBISHI	DENSO
1588A014	DOX-0422
1588A063	DOX-1161
1588A130	DOX-1437
1588A148	DOX-1160
MD073175	DOX-1431
MD117240	DOX-1431
MD119609	DOX-1003
MD148738	DOX-1433
MD177969	DOX-1441
MD183399	DOX-1163
MD186391	DOX-1163
MD300080	DOX-1163
MD305144	DOX-1161
MD335431	DOX-1441
MD339641	DOX-1170
MD340635	DOX-1433
MD354482	DOX-1433
MD369189	DOX-0335
MN137490	DOX-0422
MN153038	DOX-0314
MN153156	DOX-0314
MN158826	DOX-1439
MN163431	DOX-1440
MN176515	DOX-1440
MR420812	DOX-0312
MR507381	DOX-0344
MR514483	DOX-1433

FIAT	DENSO
46455802	DOX-1544
46523129	DOX-1549
46750241	DOX-2025
7674048	DOX-1351
9636876680	DOX-2009

FORD	DENSO
1326416	DOX-2004
1346367	DOX-2068
1536254	DOX-2055
1639714	DOX-1726
196A-9G444-BA	DOX-1716
1X43--9F472-AA	DOX-0430
1X43-9F472-AA	DOX-0430
BV61-9G444-AA	DOX-2068
DS7A9G444CB	DOX-1200
YM2A-9G444-AA	DOX-2068

GM	DENSO
25133607	DOX-1504
25163613	DOX-1504
55564243	DOX-2050

HONDA	DENSO
36531-5R0-003	DOX-0564
36531-PL2-013	DOX-1004
36531-R60-U01	DOX-0516
36531-RMX-A01	DOX-1454
36532-P2PA01	DOX-0620
36532-P5A-003	DOX-1459
36532-P73A01	DOX-0620
36532-P75A01	DOX-0620
36532-P8C-A21	DOX-1456
36532-P8C-L21	DOX-1320
36532-PR7-A51	DOX-1320

HYUNDAI	DENSO
3921038015	DOX-2064

JAGUAR	DENSO
2R83-9F472-AC	DOX-0428
C2C7360	DOX-1196

KIA	DENSO
3921002640	DOX-2064

# Lambda Sensors

## Cross Reference Chart - Direct fit

KIA	DENSO
3921002910	DOX-2064
3921023710	DOX-2060

LANCIA	DENSO
46521170	DOX-1548
46523129	DOX-1549
60810814	DOX-1545

LAND ROVER	DENSO
AH22-9G444-BA	DOX-0411
MHK000210	DOX-1174
MHK500960	DOX-0415

MAZDA	DENSO
AJ9518861	DOX-0333
B5E118861B	DOX-1374
BP6F18861B	DOX-0322
LFG118861A	DOX-0518
N3H118861B	DOX-1449
N3H1-18-8G1B	DOX-1449
PE121886Z	DOX-0624
R2AJ18861B	DOX-0629
RF7J18861B	DOX-0539

MERCEDES-BENZ	DENSO
0015400717	DOX-2011
0015402117	DOX-1314
0015407517	DOX-2039
0015407617	DOX-2026
0015409517	DOX-2007
0025400817	DOX-2011
A0005400417	DOX-1314
A0005409017	DOX-1105
A0015406017	DOX-2007
A0015407117	DOX-2037
A0015407217	DOX-2049
A0015407317	DOX-2033
A0035428218	DOX-2044

MITSUBISHI	DENSO
1588A147	DOX-1170
MD127062	DOX-1003
MD128262	DOX-1431
MD136308	DOX-1167
MD166841	DOX-1432
MD173005	DOX-1432
MD184939	DOX-1436
MD185335	DOX-1438
MD198841	DOX-1016
MD305146	DOX-1440
MD306893	DOX-1160
MD313819	DOX-1440
MD326168	DOX-1016
MD330259	DOX-0336
MD331050	DOX-1161
MN153264	DOX-0336
MN158917	DOX-1161
MR507771	DOX-0345

FIAT	DENSO
46481457	DOX-1547
71747242	DOX-0326
7751308	DOX-1355

FORD	DENSO
1903627	DOX-1200
1X43-9F472-AB	DOX-0430
1X43-9F472-AB	DOX-0430
1X43-9G444-AA	DOX-1196
2R83-9G444-AC	DOX-1196
3M51-9G444-BA	DOX-2055
3M51-9G444-BB	DOX-2055
YL84-9G444-AC	DOX-1716

FORD	DENSO
YM2A-9G444-AB	DOX-2068

GM	DENSO
55562205	DOX-2003
90010999	DOX-1500
90397523	DOX-1500
93188396	DOX-2081

HONDA	DENSO
36531-P06-A12	DOX-1409
36531-P2E-G01	DOX-1409
36531-P2R-A01	DOX-1409
36531-PCA-014	DOX-1409
36531-PEL-G02	DOX-1455
36531-PNF-G01	DOX-1415
36531-PPA-A01	DOX-1461
36531-PZA-L01	DOX-1461
36531-RE1-Z01	DOX-1460
36531-RSP-E02	DOX-0593
36532-PR7-J01	DOX-1459
36532-PY3-003	DOX-1459

HYUNDAI	DENSO
3921023500	DOX-2060
392102B020	DOX-2065

INFINITI	DENSO
22693-3WYQ0A	DOX-0557

JAGUAR	DENSO
C2C8441	DOX-0428
C2C8442	DOX-0427
C2N3717	DOX-0430
C2P16396	DOX-0609
C2S2669	DOX-0430
LNE1684BB	DOX-0430

LANCIA	DENSO
46417969	DOX-1545

LAND ROVER	DENSO
6H42-9F472-CA	DOX-0525
LR013661	DOX-0402
MHK500910	DOX-0414
MHK501140	DOX-0525

MAZDA	DENSO
BPE818861A	DOX-1435
FP3518861A	DOX-1375
R2AX18861C	DOX-0629
Z53618861A	DOX-1356

MERCEDES-BENZ	DENSO
0005405817	DOX-1183
0015403717	DOX-2007
0015403817	DOX-2007
0035428218	DOX-2044
A0005406417	DOX-1183
A0015400817	DOX-1105
A0015407617	DOX-2026
A0015409117	DOX-2011

MITSUBISHI	DENSO
1588A233	DOX-0574
MD171047	DOX-1433
MD183145	DOX-1163
MD186991	DOX-1161
MD186992	DOX-1160
MD316135	DOX-1438
MD348431	DOX-0341
MN158779	DOX-1439
MN158916	DOX-1170
MN183469	DOX-0335

MITSUBISHI	DENSO
MR514342	DOX-0344
MR514477	DOX-0313
MR514490	DOX-0344
MR560271	DOX-0341

NISSAN	DENSO
22690-8U300	DOX-2014
22693-1KCOA	DOX-0568
22693-5A00A	DOX-0559
22693-DF40A	DOX-0610
22693-EY00B	DOX-0603
22693-JA00B	DOX-1447

OPEL	DENSO
855315	DOX-1000
855322	DOX-1593
855362	DOX-2040

FORD	DENSO
1S6A-9G444-BA	DOX-1716
1S6F-9G444-AA	DOX-1716
2R83-9G444-AA	DOX-1196
3M51-9F472-AC	DOX-2004
3M51-9G444-CA	DOX-2068
96VB-9F472-AA	DOX-2013

GM	DENSO
55561635	DOX-2081
855266	DOX-0504
93185493	DOX-1569

HONDA	DENSO
36531-P30YJ0	DOX-0575
36531-P54003	DOX-0575
36531-P7A-G02	DOX-1459
36531-PAA-L23	DOX-1452
36531-PFB-J02	DOX-1455
36531-PLD-003	DOX-1453
36531-PNC-003	DOX-1415
36531-RB0-003	DOX-1460
36531-RBJ-003	DOX-0562
36531-RH1-013	DOX-0514
36531-RNA-003	DOX-0514
36531-RZP-G01	DOX-0511
36532-P0G-A02	DOX-1456
36532-PLD-013	DOX-1456

HYUNDAI	DENSO
3921002600	DOX-1354

JAGUAR	DENSO
6R83-9G444-AB	DOX-0427
C2C22679	DOX-0427
C2C25956	DOX-0429
C2S51801	DOX-0430

KIA	DENSO
0K2AB18861	DOX-1177
3921003020	DOX-2065
392102B000	DOX-2065
392102B020	DOX-2065

LANCIA	DENSO
60812802	DOX-1545

LAND ROVER	DENSO
5H22-9F472-AA	DOX-0525
MHK000220	DOX-1175

MAZDA	DENSO
AJ0518861B	DOX-1716
BP0318861B	DOX-0300
BP6G18861C	DOX-0321

MAZDA	DENSO
BPD318861A	DOX-1435
C20118861	DOX-1371
FS8B18861A	DOX-1357
LFN118861A	DOX-0560
RF8P18861	DOX-0539
ZL2718861A	DOX-1374

MERCEDES-BENZ	DENSO
0005405917	DOX-1102
0005409117	DOX-1100
0015401117	DOX-1103
0015408717	DOX-2011
0015409417	DOX-2007
0025400617	DOX-2011
A0005405917	DOX-1102
A0015400417	DOX-1314
A0025405717	DOX-2007
A0095424117	DOX-1377

MITSUBISHI	DENSO
1588A183	DOX-0574
1588A337	DOX-0574
MD110487	DOX-1430
MD126177	DOX-1430
MD177968	DOX-1438
MD194704	DOX-1433
MD194705	DOX-1163
MD343421	DOX-1436
MD351752	DOX-1359
MD369610	DOX-0336
MN119979	DOX-0345
MR507750	DOX-0422
MRS07751	DOX-0341

FIAT	DENSO
46760867	DOX-1541

FORD	DENSO
1108795	DOX-2013
1127539	DOX-1716
1X43-9G444-AB	DOX-1196
5S61-9G444-AA	DOX-2068
92AB-9F472-AA	DOX-1353
FB5T9G444KA	DOX-1200

GEELY	DENSO
8888480216	DOX-0597

GM	DENSO
12567680	DOX-1617

HONDA	DENSO
36531-P07-L01	DOX-1459
36531-P2E-A01	DOX-1459
36531-P2TJ01	DOX-0575
36531-P54-003	DOX-1409
36531-PEL-G03	DOX-1455
36531-PND-A21	DOX-1415
36531-PZA-305	DOX-1457
36531-R40-A01	DOX-0561
36531-RBB-003	DOX-1424
36531-RFE-J01	DOX-0512
36531-RJJ-G01	DOX-0512
36531-RKC-J01	DOX-1424
36532-P8A-A01	DOX-1456

HYUNDAI	DENSO
3921033340	DOX-2064

JAGUAR	DENSO
C2C1238	DOX-1196

LANCIA	DENSO
46452598	DOX-1545



# Lambda Sensors

## Cross Reference Chart - Direct fit

LAND ROVER	DENSO
LR005793	DOX-0400
LR011710	DOX-0563
LR014012	DOX-0637

MAZDA	DENSO
BP3C18861	DOX-0319
FP3318861A	DOX-1375
FS7N18861	DOX-0316
FS8A18861	DOX-1358
N3H2188G1B	DOX-1449
N3H2-18-8G1B	DOX-1449
N3H3188G1A	DOX-1449
N3H3-18-8G1A	DOX-1449
PE021886ZA	DOX-0624
PY6P1886Z	DOX-0624

MERCEDES-BENZ	DENSO
0005400417	DOX-1314
0005406217	DOX-1093
0005406417	DOX-1183
0015404617	DOX-2026
0015404717	DOX-2011
A0005406217	DOX-1093
A0005409117	DOX-1100
A0015402817	DOX-1098
A0015403717	DOX-2007
A0015408017	DOX-2011
A0025400617	DOX-2011

mitsubishi	DENSO
1588A310	DOX-0574
MD140388	DOX-1431
MD181398	DOX-0312
MN128424	DOX-2057

NISSAN	DENSO
22690-AU000	DOX-2014
22693-1MR0A	DOX-0557
226A0-EA200	DOX-2014

OPEL	DENSO
4300009	DOX-1000
4709344	DOX-2070
855351	DOX-2050

MAZDA	DENSO
BP3A18861	DOX-0317
N3R1188G1	DOX-0519
ZJ38188G1D	DOX-0558
ZM0318861A2	DOX-0316

MERCEDES-BENZ	DENSO
0005409217	DOX-1314
0015400817	DOX-1105
0015401217	DOX-1104
0015407217	DOX-2049
0015407317	DOX-2033
0065424018	DOX-2024
A0005406517	DOX-1183
A0005407517	DOX-1105
A0005407617	DOX-1097
A0005408517	DOX-1105
A0015401017	DOX-1099
A0015405017	DOX-2007
A0015407517	DOX-2039
A0045420718	DOX-2044

MITSUBISHI	DENSO
1588A013	DOX-0420
1588A046	DOX-0349
1588A141	DOX-0574
1588A270	DOX-0636
1588A309	DOX-0576

MITSUBISHI	DENSO
MD178294	DOX-1016
MD306894	DOX-1161
MD342689	DOX-1441
MR314003	DOX-1433
MR560331	DOX-0346
MR560364	DOX-0422

NISSAN	DENSO
22690-00QAA	DOX-2002
22690-07G00	DOX-1008
22693-1JA0A	DOX-0559
22693-5AA0B	DOX-0559
226A0-AX000	DOX-1366
226A3-ES60A	DOX-1447

OPEL	DENSO
13103981	DOX-2003
24403182	DOX-2040
4408954	DOX-2002
855252	DOX-2050
855337	DOX-1500
855341	DOX-1553
855355	DOX-2003
855516	DOX-2003
855528	DOX-2003
91160174	DOX-2002

RENAULT	DENSO
226931JY0A	DOX-0630
7700854136	DOX-1006
8200036545	DOX-2002
8200760489	DOX-2075

ROVER	DENSO
MHK100560	DOX-1320

LAND ROVER	DENSO
MHK500880	DOX-0525

MAZDA	DENSO
AJ5218861A	DOX-0324
AJ5318861A	DOX-0324
L34318861A	DOX-0318
N3H2188G1A	DOX-1449
N3H2-18-8G1A	DOX-1449
S550-18-8G1	DOX-0598
Z60118861A	DOX-0331
ZL0218861C	DOX-1356

MERCEDES-BENZ	DENSO
0005408517	DOX-1105
0005409017	DOX-1105
0045420818	DOX-2024
A0015401217	DOX-1104
A0025400817	DOX-2011
A0045420818	DOX-2024
A0065423918	DOX-2024

MITSUBISHI	DENSO
0655008454	DOX-1438
1588A089	DOX-0422
1588A339	DOX-0636
MD108934	DOX-1003
MN158825	DOX-1439
MN183468	DOX-0349
MR507752	DOX-0342
MR578494	DOX-0337
MR578604	DOX-0335

NISSAN	DENSO
22693-1KTOA	DOX-0559
22693-EY00A	DOX-0603
22693-JJ40A	DOX-0615

NISSAN	DENSO
226A0-8U300	DOX-2014

OPEL	DENSO
855235	DOX-2081
855305	DOX-1000
855320	DOX-1000
855333	DOX-1000
855404	DOX-2003
855530	DOX-2003
855678	DOX-2050

RENAULT	DENSO
8200196260	DOX-2002
8200771294	DOX-2076

ROVER	DENSO
MHK100840	DOX-2017
MHK101086	DOX-2042

SEAT	DENSO
021906265AG	DOX-1173
022906262AG	DOX-2041
022906262AP	DOX-2041
022906262BJ	DOX-2041
022906262BR	DOX-2041
022906262BT	DOX-2061
030906262L	DOX-2008
030906265AA	DOX-1025
032906265E	DOX-1561
036906262M	DOX-1562
037906265B	DOX-1025
03D906265A	DOX-1565
06A906262CN	DOX-2015
06A906262N	DOX-2000
06A906265A	DOX-1561
06A906265AM	DOX-1561
06F906262AE	DOX-2041

MAZDA	DENSO
FS1R18861	DOX-0319
GY0418861B	DOX-0324
JE5018861A	DOX-1370
N3H118861B	DOX-0330
PYT81886Z	DOX-0624
RF7N188G1	DOX-0539
ZM0318861A	DOX-0316

MERCEDES-BENZ	DENSO
A0005405817	DOX-1183
A0015401117	DOX-1103
A0015404617	DOX-2026
A0025405617	DOX-2026

MITSUBISHI	DENSO
1588A126	DOX-1437
1588A132	DOX-1439
1588A206	DOX-0349
1588A232	DOX-0576
MD110492	DOX-1431
MD176183	DOX-1016
MD180618	DOX-1438
MD305147	DOX-1441
MD327693	DOX-1441
MN153036	DOX-0335
MR420649	DOX-0341
MR507749	DOX-0313
MR507848	DOX-0313

NISSAN	DENSO
22690-00Q1F	DOX-2076
22690-19B10	DOX-1008
22690-9F601	DOX-1379
22693-3XN0A	DOX-0596

NISSAN	DENSO
22693-4CLOA	DOX-0599

OPEL	DENSO
25164596	DOX-1000
5855384	DOX-2050
855307	DOX-1500
855353	DOX-1576
855375	DOX-1576
855386	DOX-2050
855395	DOX-1618
855429	DOX-2003
855523	DOX-1576
96335925	DOX-1000

PEUGEOT	DENSO
1618 ER	DOX-0574

RENAULT	DENSO
226932567R	DOX-0590
226939HP0A	DOX-0610
22693JA00B	DOX-1447
7700107433	DOX-2002
7700108027	DOX-2002
7700746375	DOX-1501
7700860246	DOX-1556
7700872878	DOX-1503

ROVER	DENSO
MHK10023	DOX-1004
MHK100650	DOX-1320

SAAB	DENSO
4570909	DOX-2021
55353148	DOX-2005

SEAT	DENSO
022906262BH	DOX-2038
022906262CF	DOX-2036
022906265B	DOX-2018

MITSUBISHI	DENSO
MD073036	DOX-1431
MD109613	DOX-1430
MD136309	DOX-1167
MD147878	DOX-1432
MD148329	DOX-1431
MD148687	DOX-1432
MD154365	DOX-1433
MD189007	DOX-1436
MD191064	DOX-1433
MD312465	DOX-1433
MD339362	DOX-1433
MD348512	DOX-0311
MN153009	DOX-1161
MN163401	DOX-0335
MN176475	DOX-1437
MR507378	DOX-0343
MR507849	DOX-0337
MR514374	DOX-0347

NISSAN	DENSO
22690-06F00	DOX-1008
22690-40F00	DOX-1008
22690-9F600	DOX-1378

OPEL	DENSO
4711613	DOX-2070
855338	DOX-1500
855361	DOX-1568
855372	DOX-1617
855385	DOX-2003
855390	DOX-1575
855411	DOX-2040

# Lambda Sensors

## Cross Reference Chart - Direct fit

OPEL	DENSO
855510	DOX-2063

RENAULT	DENSO
226935WK0A	DOX-0572
8200632571	DOX-2076
8200650085	DOX-2075
8200940054	DOX-2075

SAAB	DENSO
12799169	DOX-2021
9195111	DOX-1568

SEAT	DENSO
021906265AE	DOX-1173
022906262CC	DOX-2041
022906262S	DOX-2047
030906262D	DOX-2008
030906262F	DOX-1562
03D906265	DOX-1588
06A906262AH	DOX-2000
06A906262AM	DOX-2008
06A906262AT	DOX-2015
06A906262BL	DOX-2008

MITSUBISHI	DENSO
1588A020	DOX-0313
1588A171	DOX-0636
MD089922	DOX-1431
MD119210	DOX-1430
MD127426	DOX-1430
MD150609	DOX-1432
MD160578	DOX-1432
MD176884	DOX-1433
MD186990	DOX-1438
MD302761	DOX-1433
MD312083	DOX-1441
MD369191	DOX-0344
MN158773	DOX-1437
MN163400	DOX-0349
MR507138	DOX-0344

NISSAN	DENSO
22690-00Q1H	DOX-0599
22690-17B00	DOX-1008
226A0-75001	DOX-2014
226A0-AU011	DOX-1380

OPEL	DENSO
25105107	DOX-1000
25106073	DOX-1000
25162753	DOX-1000
855251	DOX-2081
855405	DOX-2050
855462	DOX-2081
855524	DOX-1575

RENAULT	DENSO
7700273273	DOX-1502

ROVER	DENSO
MHK100960	DOX-1004

SAAB	DENSO
4571477	DOX-2009

SEAT	DENSO
022906262BQ	DOX-2036
030906262N	DOX-2030
036906262F	DOX-1564
047906265C	DOX-2015
06A906262CM	DOX-2015
06A906265AC	DOX-1551
06B906265B	DOX-1589

SEAT	DENSO
06C906265L	DOX-2008
06J906262K	DOX-2041
077906262B	DOX-2012

NISSAN	DENSO
22690-F5300	DOX-1008
22693-1AT0B	DOX-0596
226A0-5M300	DOX-1367

OPEL	DENSO
855321	DOX-1504
855357	DOX-1569
855359	DOX-2003
855387	DOX-2003
855436	DOX-2081
9202621	DOX-2040

RENAULT	DENSO
7700101345	DOX-1594
7700109844	DOX-2002
8200830903	DOX-2076

SAAB	DENSO
55353149	DOX-2022

SEAT	DENSO
021906262C	DOX-2018
022906262BG	DOX-2000
030906262E	DOX-2008
030906265AD	DOX-1171
036906262Q	DOX-1562
03D906265C	DOX-1588
047906265B	DOX-2015
06A906262BG	DOX-2015
06A906262F	DOX-2015
06A906262P	DOX-2047
06A906262Q	DOX-2027
06A906265Q	DOX-1561
06A906265R	DOX-2027
06B906265E	DOX-1566
06C906265	DOX-2008
06H906262A	DOX-2041
06J906262A	DOX-2061
078906265B	DOX-1381
078906265Q	DOX-2035
078906265T	DOX-2023
079906265E	DOX-2041
07C906262J	DOX-2018
07C906262M	DOX-2018

SKODA	DENSO
022906262S	DOX-2047
030906262L	DOX-2008
030906265AB	DOX-1025
030906265AD	DOX-1171

NISSAN	DENSO
22693-1KT1A	DOX-0559
22693-6AE0A	DOX-0610
22693-BV80A	DOX-0572
226A3-5X00A	DOX-0556

OPEL	DENSO
855268	DOX-2063
855314	DOX-1504
855378	DOX-2052
855388	DOX-2040
855406	DOX-2050

RENAULT	DENSO
8200036544	DOX-2002
8200590431	DOX-2076
8933002455	DOX-1310

SEAT	DENSO
021906265A	DOX-1172
021906265N	DOX-1172
022906262AB	DOX-2041
022906262AH	DOX-2018
022906262BS	DOX-2036
022906262F	DOX-2015
030906262C	DOX-1562
030906265K	DOX-1025
032906265F	DOX-1561
036906262D	DOX-1560
036906262P	DOX-2016
03C906262	DOX-1559
058906265B	DOX-2012
06A906262AK	DOX-2012
06A906262AR	DOX-2015
06A906262BB	DOX-2008
06F906262P	DOX-2016
077906265K	DOX-2035
078906265AA	DOX-2023
07C906262A	DOX-2008
07D906262B	DOX-2018

SKODA	DENSO
021906265AC	DOX-1363
022906262AP	DOX-2041
022906262BH	DOX-2038
022906262BJ	DOX-2041
022906262F	DOX-2015
022906262L	DOX-2023
030906262E	DOX-2008
030906262N	DOX-2030
032906265E	DOX-1561
036906262H	DOX-2000
06A906262AM	DOX-2008
06A906262BG	DOX-2015
06A906265AC	DOX-1551
06C906265	DOX-2008
06D906265	DOX-2036
06H906262A	DOX-2041
077906265AE	DOX-2018

NISSAN	DENSO
22690-00Q1L	DOX-0590
22690-4E811	DOX-1008
22693-1HC0B	DOX-0534
22693-1NA0A	DOX-0615
22693-1PMA0	DOX-0610

OPEL	DENSO
25133391	DOX-1000
855332	DOX-1504
855345	DOX-1598
855402	DOX-2003
855877	DOX-0592

RENAULT	DENSO
22693ZW90A	DOX-0630

ROVER	DENSO
MHK100400	DOX-1320

SEAT	DENSO
021906265AC	DOX-1363
022906262AQ	DOX-2036
022906262M	DOX-2047
022906265C	DOX-2000
023906262	DOX-2012
030906262	DOX-2038
030906262M	DOX-2015
032906265	DOX-1362
032906265C	DOX-1552
036906262H	DOX-2000
048906265	DOX-1352

SEAT	DENSO
058906265	DOX-2035
06A906265AP	DOX-1551
078906265N	DOX-2035
07L906265H	DOX-2041

SKODA	DENSO
021906265AE	DOX-1173
022906262AQ	DOX-2036
035906265B	DOX-1006
058906265B	DOX-2012
06A906262AH	DOX-2000
06A906262AK	DOX-2012
06A906262BM	DOX-2000
077906262G	DOX-2018

NISSAN	DENSO
22693-4BA0A	DOX-0599
22693-4CC0B	DOX-0599

OPEL	DENSO
855306	DOX-1500
855329	DOX-1000
855356	DOX-1569
855366	DOX-1574
855389	DOX-1568
855396	DOX-2003
97018586	DOX-1000

RENAULT	DENSO
226442790R	DOX-0599
7700864987	DOX-1502
7700867295	DOX-1350
7700870318	DOX-1350

SAAB	DENSO
4570917	DOX-2022

SEAT	DENSO
022906262CE	DOX-2016
030906265	DOX-1311
037906265G	DOX-1023
06C906265C	DOX-2030
077906265L	DOX-2035
078906265R	DOX-2035
07C906262H	DOX-2008
07D906262A	DOX-2018

SKODA	DENSO
021906262C	DOX-2018
022906262AG	DOX-2041
022906262BG	DOX-2000
022906262BT	DOX-2061
030906262D	DOX-2008
030906262F	DOX-1562
030906265AA	DOX-1025
047906265B	DOX-2015
058906265C	DOX-2008
06A906262CM	DOX-2015
06A906262CN	DOX-2015
06A906262CT	DOX-2008
06A906265A	DOX-1561
06A906265F	DOX-1551
06A906265P	DOX-1552
06B906265B	DOX-1589
06B906265E	DOX-1566
077906265AA	DOX-2048
079906265	DOX-2036

NISSAN	DENSO
22690-81N00	DOX-1008
22693-1AA0B	DOX-0556

OPEL	DENSO
855302	DOX-1500

# Lambda Sensors

## Cross Reference Chart - Direct fit

OPEL	DENSO
855325	DOX-1593
855360	DOX-1576
855426	DOX-1569

RENAULT	DENSO
7700854506	DOX-1350

SEAT	DENSO
021906265AK	DOX-1171
021906265AQ	DOX-1173
022906262L	DOX-2023
030906262A	DOX-2030
053906265	DOX-1351
06A906262AJ	DOX-2000
06A906265E	DOX-1551
06C906265M	DOX-2008
06K0906262A	DOX-1567
07C906262AH	DOX-2038
07C906262P	DOX-2018
07D906262E	DOX-2018

SKODA	DENSO
022906262AH	DOX-2018
022906262BR	DOX-2041
022906262CF	DOX-2036
022906265B	DOX-2018
023906262	DOX-2012
06A906262AL	DOX-2012
06A906265E	DOX-1551
06B906265A	DOX-1566
06C906265L	DOX-2008
06C906265M	DOX-2008
06J906262A	DOX-2061
077906262B	DOX-2012

OPEL	DENSO
855371	DOX-1617

RENAULT	DENSO
226932962R	DOX-0590
226939198R	DOX-0631
7700871544	DOX-1572

SEAT	DENSO
030906265AB	DOX-1025
035906265B	DOX-1006
058906265C	DOX-2008
06D906265	DOX-2036
06J906262N	DOX-2041
077906262G	DOX-2018
077906265AE	DOX-2018
07C906262AE	DOX-2023
6K0906262B	DOX-2038

SKODA	DENSO
021906265AG	DOX-1173
021906265AQ	DOX-1173
021906265N	DOX-1172
022906262M	DOX-2047
032906265	DOX-1362
036906262M	DOX-1562
06A906262AR	DOX-2015
06A906262AT	DOX-2015
06A906262P	DOX-2047
06F906262D	DOX-2069
077906265L	DOX-2035
07C906262A	DOX-2008
07C906262J	DOX-2018
07D906262A	DOX-2018
07D906262B	DOX-2018

SUBARU	DENSO
22641AA03C	DOX-0305

SUBARU	DENSO
22641AA230	DOX-0307
22641AA720	DOX-0602
22690AA520	DOX-0357
22690AA840	DOX-0619

SUZUKI	DENSO
18213-56K00	DOX-0351
18213-57KA1	DOX-0351
18213-65D01	DOX-1068
18213-65D20	DOX-0326
18213-65D71	DOX-0354
18213-65D72	DOX-0354
18213-80G01	DOX-0351
18213-80G12	DOX-0353
18213-86G01	DOX-0351
18213-86G11	DOX-0326

TOYOTA	DENSO
211200-0102	DOX-0259
89465-02060	DOX-2028
89465-02100	DOX-0285
89465-02310	DOX-0542
89465-00050	DOX-2066
89465-00080	DOX-0257
89465-00110	DOX-0257
89465-0H020	DOX-2066
89465-12120	DOX-0207
89465-12130	DOX-0211
89465-12390	DOX-0549
89465-12520	DOX-0202
89465-12610	DOX-0240
89465-12770	DOX-0280
89465-14120	DOX-0270
89465-17100	DOX-0216
89465-19275	DOX-0207
89465-19415	DOX-0208
89465-19515	DOX-0216
89465-19535	DOX-0222
89465-19705	DOX-0226
89465-20140	DOX-0212
89465-20310	DOX-0226
89465-20680	DOX-0274
89465-22190	DOX-0224
89465-28140	DOX-0224
89465-29175	DOX-0207
89465-29415	DOX-0222
89465-29675	DOX-0224
89465-29815	DOX-0226
89465-30250	DOX-0205
89465-30390	DOX-0238
89465-30470	DOX-0238
89465-30610	DOX-0547
89465-33120	DOX-0550
89465-33340	DOX-0271
89465-35420	DOX-0224
89465-36040	DOX-0237
89465-39345	DOX-0208
89465-39835	DOX-0229
89465-41060	DOX-0204
89465-42120	DOX-0233
89465-43010	DOX-0226
89465-44040	DOX-0270
89465-48150	DOX-0255
89465-50080	DOX-0269
89465-50220	DOX-0638
89465-50230	DOX-0275
89465-52540	DOX-0269
89465-53130	DOX-0270
89465-53150	DOX-0231
89465-60080	DOX-0223

TOYOTA	DENSO
211200-0102	DOX-0259
89465-02060	DOX-2028
89465-02100	DOX-0285
89465-02310	DOX-0542
89465-00050	DOX-2066
89465-00080	DOX-0257
89465-00110	DOX-0257
89465-0H020	DOX-2066
89465-12120	DOX-0207
89465-12130	DOX-0211
89465-12390	DOX-0549
89465-12520	DOX-0202
89465-12610	DOX-0240
89465-12770	DOX-0280
89465-14120	DOX-0270
89465-17100	DOX-0216
89465-19275	DOX-0207
89465-19415	DOX-0208
89465-19515	DOX-0216
89465-19535	DOX-0222
89465-19705	DOX-0226
89465-20140	DOX-0212
89465-20310	DOX-0226
89465-20680	DOX-0274
89465-22190	DOX-0224
89465-28140	DOX-0224
89465-29175	DOX-0207
89465-29415	DOX-0222
89465-29675	DOX-0224
89465-29815	DOX-0226
89465-30250	DOX-0205
89465-30390	DOX-0238
89465-30470	DOX-0238
89465-30610	DOX-0547
89465-33120	DOX-0550
89465-33340	DOX-0271
89465-35420	DOX-0224
89465-36040	DOX-0237
89465-39345	DOX-0208
89465-39835	DOX-0229
89465-41060	DOX-0204
89465-42120	DOX-0233
89465-43010	DOX-0226
89465-44040	DOX-0270
89465-48150	DOX-0255
89465-50080	DOX-0269
89465-50220	DOX-0638
89465-50230	DOX-0275
89465-52540	DOX-0269
89465-53130	DOX-0270
89465-53150	DOX-0231
89465-60080	DOX-0223

SUZUKI	DENSO
18213-50G10	DOX-1169
18213-55K00	DOX-0351
18213-63J00	DOX-0351
18213-63J01	DOX-0351
18213-64B00	DOX-1000
18213-65G00	DOX-1087
18213-67D30	DOX-1087
18213-70H01	DOX-0351
18213-73K00	DOX-2070
18213-76J01	DOX-0354
18213-78K00	DOX-0646
18213-79GA1	DOX-0329
18213-79J01	DOX-0351

TOYOTA	DENSO
89465-02150	DOX-0289
89465-02240	DOX-0280
89465-05090	DOX-0240
89465-05110	DOX-0238
89465-08120	DOX-0622
89465-0D040	DOX-0237
89465-0D130	DOX-2056
89465-10060	DOX-0236
89465-12540	DOX-0205
89465-12760	DOX-0240
89465-12A40	DOX-0644
89465-19265	DOX-0207
89465-19295	DOX-0210
89465-19385	DOX-0210
89465-19425	DOX-0208
89465-19455	DOX-0218
89465-19545	DOX-0221
89465-19665	DOX-0220

RENAULT	DENSO
226933SR0A	DOX-0610

RENAULT	DENSO
7700854148	DOX-1501

SEAT	DENSO
022906262AF	DOX-2036
030906265CB	DOX-1573
06A906262AL	DOX-2012
06A906262AQ	DOX-2023
06A906262BA	DOX-2047
06A906262CT	DOX-2008
06B906265A	DOX-1566
06F906262D	DOX-2069
078906265M	DOX-2010
078906265P	DOX-2035
079906265A	DOX-2041
6U0906265B	DOX-1172

SKODA	DENSO
022906262BM	DOX-2016
022906262BQ	DOX-2036
022906262CC	DOX-2041
030906262M	DOX-2015
053906265	DOX-1351
06A906262BA	DOX-2047
06A906262BL	DOX-2008
06A906262Q	DOX-2027
078906265N	DOX-2035
078906265Q	DOX-2035
07C906262M	DOX-2018

SUBARU	DENSO
22641AA032	DOX-0305
22641AA150	DOX-0362
22641AA160	DOX-0363
22641AA280	DOX-0307
22641AA360	DOX-0364
22690AA491	DOX-0357
22690AA590	DOX-0357
22690AA820	DOX-0635

SUZUKI	DENSO
18213-50G10	DOX-1169
18213-55K00	DOX-0351
18213-63J00	DOX-0351
18213-63J01	DOX-0351
18213-64B00	DOX-1000
18213-65G00	DOX-1087
18213-67D30	DOX-1087
18213-70H01	DOX-0351
18213-73K00	DOX-2070
18213-76J01	DOX-0354
18213-78K00	DOX-0646
18213-79GA1	DOX-0329
18213-79J01	DOX-0351

TOYOTA	DENSO
89465-02150	DOX-0289
89465-02240	DOX-0280
89465-05090	DOX-0240
89465-05110	DOX-0238
89465-08120	DOX-0622
89465-0D040	DOX-0237
89465-0D130	DOX-2056
89465-10060	DOX-0236
89465-12540	DOX-0205
89465-12760	DOX-0240
89465-12A40	DOX-0644
89465-19265	DOX-0207
89465-19295	DOX-0210
89465-19385	DOX-0210
89465-19425	DOX-0208
89465-19455	DOX-0218
89465-19545	DOX-0221
89465-19665	DOX-0220

TOYOTA	DENSO
89465-20340	DOX-0217
89465-20730	DOX-0269
89465-20780	DOX-0253
89465-26040	DOX-0223
89465-29285	DOX-0208
89465-29545	DOX-0217
89465-29635	DOX-0224
89465-30080	DOX-0207
89465-30430	DOX-0552
89465-33050	DOX-0221
89465-33250	DOX-0237
89465-35110	DOX-0214
89465-35380	DOX-0226
89465-35550	DOX-0229
89465-35670	DOX-0237
89465-35690	DOX-0237
89465-39126	DOX-0207
89465-39405	

SUBARU	DENSO
22641AA370	DOX-0364
22641AA470	DOX-0362
22690AA570	DOX-0619
22690AA900	DOX-0619
22690KA000	DOX-1006

SUZUKI	DENSO
18213-50G00	DOX-1068
18213-60G00	DOX-0326
18213-65D42	DOX-1108
18213-65G31	DOX-0352
18213-69L10	DOX-2070
18213-77JA0	DOX-0351

TOYOTA	DENSO
89465-01020	DOX-0213
89465-02090	DOX-0240
89465-0D070	DOX-0231
89465-0E140	DOX-0644
89465-0E160	DOX-0622
89465-10090	DOX-0639
89465-12250	DOX-0210
89465-12570	DOX-0229
89465-12580	DOX-0271
89465-12620	DOX-0240
89465-12A50	DOX-0237
89465-14060	DOX-0207
89465-19305	DOX-0211
89465-19445	DOX-0221
89465-20080	DOX-0207
89465-20420	DOX-0202
89465-20460	DOX-0202
89465-20520	DOX-0205
89465-20750	DOX-0204
89465-22110	DOX-0207
89465-26080	DOX-0286
89465-28290	DOX-0206
89465-28430	DOX-0275
89465-29365	DOX-0215
89465-29715	DOX-0226
89465-30440	DOX-0205
89465-30A80	DOX-0275
89465-33130	DOX-0205
89465-33420	DOX-0638
89465-33440	DOX-0204
89465-35400	DOX-0224
89465-35680	DOX-0237
89465-36030	DOX-0278
89465-39555	DOX-0221
89465-41050	DOX-0236
89465-48350	DOX-0644
89465-49045	DOX-0228
89465-50120	DOX-0269
89465-53040	DOX-0205
89465-53050	DOX-0550
89465-60020	DOX-0213
89465-60040	DOX-0217
89465-60250	DOX-0237
89465-68060	DOX-0275
89465-80007	DOX-0224
89465-80031	DOX-0226
89465-80034	DOX-0229
89465-80035	DOX-0224
89467-04050	DOX-0504
89467-06220	DOX-0571
89467-07040	DOX-0505
89467-08020	DOX-0259
89467-0E010	DOX-0501
89467-12100	DOX-0504
89467-12230	DOX-0263
89467-26010	DOX-0242
89467-33020	DOX-0242
89467-33040	DOX-0242

TOYOTA	DENSO
89467-33090	DOX-0261
89467-34030	DOX-0591
89467-48130	DOX-0505
89467-52070	DOX-0510
89467-58080	DOX-0260
89467-64020	DOX-0264
89467-74010	DOX-0508
89467-75020	DOX-0260

VAUXHALL	DENSO
24324206	DOX-1576
55560617	DOX-2003
90010999	DOX-1500

SEAT	DENSO
06A906262BM	DOX-2000
077906262C	DOX-2023
077906265R	DOX-2035
079906265D	DOX-2036

SKODA	DENSO
022906265C	DOX-2000
030906262C	DOX-1562
032906265C	DOX-1552
047906265C	DOX-2015
06A906262AJ	DOX-2000
06F906262AE	DOX-2041
077906265T	DOX-2048
07C906262AF	DOX-2038
07C906262H	DOX-2008
6U0906265B	DOX-1172

SMART	DENSO
1355420118	DOX-2057

SUBARU	DENSO
22641AA211	DOX-0537
22641AA561	DOX-0602
22690AA68A	DOX-0619
22690AA850	DOX-0357
22690AA930	DOX-0635

SUZUKI	DENSO
18213-56B00	DOX-1024
18213-58B20	DOX-1070
18213-60B00	DOX-1000
18213-65D32	DOX-0354
18213-65D51	DOX-0354
18213-65G41	DOX-0353
18213-76J10	DOX-0350
18213-76J11	DOX-0350
18213-80G02	DOX-0351
18213-80G10	DOX-0353
18213-86G00	DOX-0351

TOYOTA	DENSO
89465-02080	DOX-0240
89465-05030	DOX-0238
89465-05040	DOX-0204
89465-05060	DOX-0277
89465-05100	DOX-0204
89465-05190	DOX-0275
89465-06360	DOX-0638
89465-0D120	DOX-0231
89465-10040	DOX-0222
89465-12320	DOX-0221
89465-12400	DOX-0205
89465-12750	DOX-0254
89465-13040	DOX-0240
89465-14050	DOX-0209
89465-16120	DOX-0549
89465-17140	DOX-0226
89465-19345	DOX-0209

TOYOTA	DENSO
89465-19595	DOX-0227
89465-19685	DOX-0225
89465-20190	DOX-0215
89465-20240	DOX-0221
89465-20260	DOX-0217
89465-20450	DOX-0205
89465-20560	DOX-0205
89465-20710	DOX-0274
89465-20720	DOX-0278
89465-22250	DOX-0206
89465-26060	DOX-0226
89465-28230	DOX-0238
89465-29295	DOX-0212
89465-29645	DOX-0224
89465-29795	DOX-0224
89465-29835	DOX-0220
89465-30260	DOX-0224
89465-32100	DOX-0208
89465-33180	DOX-0547
89465-33260	DOX-0238
89465-35120	DOX-0214
89465-35580	DOX-0236
89465-39305	DOX-0214
89465-39425	DOX-0221
89465-42100	DOX-0282
89465-44020	DOX-0236
89465-47040	DOX-0271
89465-47050	DOX-0204
89465-49035	DOX-0224
89465-50060	DOX-0269
89465-52010	DOX-0206
89465-52130	DOX-0226
89465-52450	DOX-0239
89465-53010	DOX-0236
89465-53020	DOX-0270
89465-60030	DOX-0213
89465-60370	DOX-0638
89465-60460	DOX-0638
89465-80004	DOX-0226
89465-97221	DOX-0619
89467-02090	DOX-0621
89467-06120	DOX-0611
89467-08030	DOX-0261
89467-0C010	DOX-0263
89467-0C030	DOX-0506
89467-0E020	DOX-0501
89467-0E090	DOX-0505
89467-0E150	DOX-0611
89467-0G010	DOX-0591
89467-0G020	DOX-0591
89467-0P010	DOX-0591
89467-12020	DOX-0265
89467-28020	DOX-0261
89467-28070	DOX-0261
89467-30080	DOX-0595
89467-33100	DOX-0501
89467-33130	DOX-0261
89467-41030	DOX-0246
89467-48160	DOX-0505
89467-48190	DOX-0611
89467-52140	DOX-0510
89467-53060	DOX-0595
89467-58040	DOX-0505

VAUXHALL	DENSO
9192922	DOX-2050
9195111	DOX-1568
9199590	DOX-2003
9199591	DOX-2040
93189974	DOX-1576

VOLKSWAGEN	DENSO
021906265AE	DOX-1173

VOLKSWAGEN	DENSO
022906262BG	DOX-2000
022906262BM	DOX-2016
022906262L	DOX-2023

SEAT	DENSO
06A906262CK	DOX-2041
077906265AD	DOX-2018
6K0906262A	DOX-1567

SKODA	DENSO
021906265A	DOX-1172
021906265AK	DOX-1171
030906262A	DOX-2030
03C906262	DOX-1559
058906265	DOX-2035
06A906262BB	DOX-2008
06A906262CK	DOX-2041
06A906262F	DOX-2015
06A906265H	DOX-1551
077906265R	DOX-2035
078906265P	DOX-2035
079906265F	DOX-2036
07C906262P	DOX-2018
6K0906262A	DOX-1567

SUBARU	DENSO
22641AA140	DOX-0307
22641AA25A	DOX-0363
22641AA420	DOX-0365
22641AA540	DOX-0366
22690AA501	DOX-0357
22690AA700	DOX-0357
22690AB06A	DOX-0619

SUZUKI	DENSO
18213-70H00	DOX-0351
18213-80C01	DOX-0350

TOYOTA	DENSO
17410-26600	DOX-0638
89465-02290	DOX-0240
89465-05070	DOX-0233
89465-0E040	DOX-0275
89465-12150	DOX-0210
89465-12340	DOX-0219
89465-12410	DOX-0202
89465-12600	DOX-0280
89465-12800	DOX-0644
89465-14090	DOX-0207
89465-14100	DOX-0218
89465-14160	DOX-0227
89465-14220	DOX-0270
89465-16050	DOX-0204
89465-16080	DOX-0547
89465-19605	DOX-0228
89465-19675	DOX-0225
89465-20050	DOX-0249
89465-20770	DOX-0252
89465-20790	DOX-0238
89465-29685	DOX-0223
89465-29825	DOX-0226
89465-33270	DOX-0547
89465-34070	DOX-0224
89465-35070	DOX-0208
89465-35700	DOX-0255
89465-36060	DOX-0237
89465-39256	DOX-0208
89465-39825	DOX-0224
89465-47030	DOX-0204
89465-48340	DOX-0627
89465-50100	DOX-0550
89465-52060	DOX-0276
89465-52330	DOX-0289

# Lambda Sensors

## Cross Reference Chart - Direct fit

TOYOTA	DENSO
89465-53030	DOX-0236
89465-60290	DOX-0236
89465-60500	DOX-0638
89465-69085	DOX-0223
89465-69175	DOX-0226
89465-80005	DOX-0224
89465-80010	DOX-0226
89465-80011	DOX-0226
89467-06040	DOX-0501
89467-06070	DOX-0626
89467-0E030	DOX-0501
89467-12010	DOX-0503
89467-12070	DOX-0261
89467-12110	DOX-0504
89467-20020	DOX-0258
89467-20050	DOX-0248
89467-20060	DOX-0264
89467-30090	DOX-0595
89467-33060	DOX-0501
89467-33140	DOX-0261
89467-33180	DOX-0505
89467-41021	DOX-0500
89467-45030	DOX-0569
89467-48040	DOX-0500
89467-48210	DOX-0569
89467-50030	DOX-0263
89467-53040	DOX-0510
89467-60160	DOX-0621
89467-B1030	DOX-0501

VAUXHALL	DENSO
25164596	DOX-1000
25321313	DOX-1576
25323632	DOX-1574
9118698	DOX-1598
93186115	DOX-2050

VOLKSWAGEN	DENSO
021906265AG	DOX-1173
022906262AG	DOX-2041
030906262E	DOX-2008
030906262L	DOX-2008
030906262N	DOX-2030
030906265AB	DOX-1025
03C906262	DOX-1559
03C906262AE	DOX-1702
03C906262P	DOX-1701
03C906262T	DOX-1703
03D906265A	DOX-1565
047906265B	DOX-2015
058906265C	DOX-2008

SAAB	DENSO
9158718	DOX-1568

SEAT	DENSO
022906262BM	DOX-2016
06A906265F	DOX-1551
06A906265H	DOX-1551
06A906265P	DOX-1552

SKODA	DENSO
022906262AF	DOX-2036
022906262BS	DOX-2036
030906265	DOX-1311
030906265K	DOX-1025
037906265B	DOX-1025
06A906265AP	DOX-1551
06A906265Q	DOX-1561
06C906265C	DOX-2030
077906262C	DOX-2023
078906265AA	DOX-2023
078906265B	DOX-1381

SUBARU	DENSO
22641AA03B	DOX-0305
22641AA450	DOX-0537
22641AA510	DOX-0602
22641AA640	DOX-0570

SUZUKI	DENSO
18213-54D10	DOX-0353
18213-57K01	DOX-0351
18213-64F00	DOX-1064
18213-71L20	DOX-2070

TOYOTA	DENSO
89463-20070	DOX-0251
89463-20080	DOX-0251
89465-02140	DOX-2054
89465-0D010	DOX-2056
89465-13010	DOX-0221
89465-16060	DOX-0549
89465-17060	DOX-0208
89465-19155	DOX-0207
89465-19525	DOX-0221
89465-20430	DOX-0547
89465-20540	DOX-0226
89465-22011	DOX-0207
89465-24210	DOX-0280
89465-26050	DOX-0224
89465-28090	DOX-0216
89465-28280	DOX-0277
89465-28470	DOX-0275
89465-29375	DOX-0212
89465-30060	DOX-0207
89465-30710	DOX-0541
89465-32080	DOX-0207
89465-33020	DOX-0221
89465-33040	DOX-0217
89465-33360	DOX-0237
89465-34160	DOX-0237
89465-35130	DOX-0214
89465-35250	DOX-0216
89465-37030	DOX-0226
89465-39226	DOX-0213
89465-39855	DOX-0226
89465-44010	DOX-0283
89465-50150	DOX-0269
89465-50210	DOX-0638
89465-52020	DOX-0206
89465-53200	DOX-0231
89465-80009	DOX-0226
89465-97212	DOX-0619
89467-02020	DOX-0503
89467-02050	DOX-0261
89467-02070	DOX-0566
89467-07010	DOX-0261
89467-0C070	DOX-0595
89467-0D040	DOX-0591
89467-12260	DOX-0621
89467-20040	DOX-0247
89467-22040	DOX-0591
89467-26060	DOX-0621
89467-28030	DOX-0242
89467-28060	DOX-0501
89467-28100	DOX-0261
89467-30010	DOX-0263
89467-30060	DOX-0591
89467-33050	DOX-0258
89467-33120	DOX-0258
89467-33160	DOX-0626
89467-33220	DOX-0611
89467-34011	DOX-0244
89467-35130	DOX-0595
89467-36020	DOX-0260
89467-48140	DOX-0510
89467-52080	DOX-0567

TOYOTA	DENSO
89467-52170	DOX-0566
89467-53030	DOX-0506
89467-53050	DOX-0260
89467-60100	DOX-0591
89467-68030	DOX-0566
89467-71020	DOX-0263

VAUXHALL	DENSO
90397524	DOX-1500
90509169	DOX-1593
93177450	DOX-2050
93177451	DOX-2050
97018586	DOX-1000

VOLKSWAGEN	DENSO
022906262AQ	DOX-2036
022906262F	DOX-2015
022906265B	DOX-2018
030906265AA	DOX-1025
030906265CB	DOX-1573
058906265B	DOX-2012
06A906262AR	DOX-2015
06A906262BS	DOX-1702

SEAT	DENSO
079906265F	DOX-2036
07C906262AG	DOX-2038
07L906265G	DOX-2016

SKODA	DENSO
032906265F	DOX-1561
036906262P	DOX-2016
03D906265A	DOX-1565
03D906265C	DOX-1588
048906265	DOX-1352
06A906265AM	DOX-1561
077906265K	DOX-2035
07C906262AH	DOX-2038

SUBARU	DENSO
22641AA400	DOX-0361
22690AA370	DOX-1446

SUZUKI	DENSO
18213-62J01	DOX-0351
18213-65D00	DOX-0327
18213-65D41	DOX-1108
18213-65J12	DOX-0625
18213-70H02	DOX-0351
18213-79GA0	DOX-0329
18213-80A01	DOX-0354
18213-83E01	DOX-0327
18213-83E11	DOX-0328

TOYOTA	DENSO
89463-29035	DOX-0249
89465-05080	DOX-0254
89465-0E020	DOX-0275
89465-10080	DOX-0639
89465-12100	DOX-0210
89465-17070	DOX-0208
89465-17201	DOX-0206
89465-19316	DOX-0207
89465-19745	DOX-0225
89465-19755	DOX-0229
89465-20270	DOX-0547
89465-20390	DOX-0216
89465-22240	DOX-0226
89465-28480	DOX-0275
89465-29275	DOX-0208
89465-34100	DOX-0224
89465-35030	DOX-0213
89465-39185	DOX-0207

TOYOTA	DENSO
89465-39205	DOX-0207
89465-39895	DOX-0224
89465-42060	DOX-0279
89465-42070	DOX-0280
89465-42200	DOX-0204
89465-52250	DOX-0289
89465-53210	DOX-0552
89465-60230	DOX-0256
89465-60300	DOX-0236
89465-68010	DOX-0270
89465-76020	DOX-0639
89465-80001	DOX-0226
89465-80028	DOX-0226
89467-04020	DOX-0263
89467-04040	DOX-0504
89467-06050	DOX-0501
89467-08010	DOX-0501
89467-08070	DOX-0505
89467-0E210	DOX-0571
89467-12190	DOX-0614
89467-12210	DOX-0614
89467-22030	DOX-0591
89467-25040	DOX-0501
89467-30040	DOX-0506
89467-33110	DOX-0501
89467-48320	DOX-0571
89467-52020	DOX-0503
89467-53020	DOX-0504
89467-58090	DOX-0261
89467-68020	DOX-0504

VAUXHALL	DENSO
25133607	DOX-1504
25335280	DOX-1575
9202575	DOX-1569
93185493	DOX-1569

VOLKSWAGEN	DENSO
021906265AC	DOX-1363
022906265C	DOX-2000
030906262M	DOX-2015
03C906262R	DOX-1702
03F906262C	DOX-1704
06A906262AL	DOX-2012
06A906262AP	DOX-2027
06A906262CK	DOX-2041
06A906265A	DOX-1561
06A906265P	DOX-1552
06B906265E	DOX-1566
06C906265L	DOX-2008
06C906265M	DOX-2008
06E906262AB	DOX-1702
06E906265K	DOX-1702
077906265AE	DOX-2018
078906265Q	DOX-2035
079906265A	DOX-2041
079906265D	DOX-2036

SKODA	DENSO
036906262D	DOX-1560
036906262Q	DOX-1562
037906265G	DOX-1023
06A906262AQ	DOX-2023
06F906262P	DOX-2016
06K0906262A	DOX-1567
078906265R	DOX-2035
079906265A	DOX-2041
079906265E	DOX-2041
07C906262AG	DOX-2038
07L906265G	DOX-2016

SUBARU	DENSO
22641AA15A	DOX-0362

SUBARU	DENSO
22641AA460	DOX-0362
22690AA452	DOX-0357

SUZUKI	DENSO
18213-58B11	DOX-0326
18213-65D10	DOX-0327
18213-65J00	DOX-0520
18213-67D00	DOX-1087
18213-79GA2	DOX-0329
18213-80G11	DOX-0353

TOYOTA	DENSO
89465-02190	DOX-0280
89465-0D060	DOX-2058
89465-10070	DOX-0547
89465-12560	DOX-0225
89465-13030	DOX-0289
89465-16110	DOX-0203
89465-17080	DOX-0207
89465-19366	DOX-0241
89465-19434	DOX-0207
89465-20740	DOX-0279
89465-20800	DOX-0270
89465-21010	DOX-0223
89465-28070	DOX-0216
89465-28150	DOX-0224
89465-28220	DOX-0205
89465-29316	DOX-0207
89465-30280	DOX-0224
89465-32040	DOX-0208
89465-35350	DOX-0224
89465-35410	DOX-0224
89465-35530	DOX-0229
89465-39175	DOX-0214
89465-39435	DOX-0217
89465-44050	DOX-0277
89465-50090	DOX-0550
89465-52180	DOX-0204
89465-60220	DOX-0255
89465-69025	DOX-0213
89467-04010	DOX-0258
89467-04130	DOX-0621
89467-08050	DOX-0505
89467-0R070	DOX-0566
89467-20100	DOX-0265
89467-22050	DOX-0566
89467-24020	DOX-0595
89467-26040	DOX-0504
89467-30030	DOX-0506
89467-33080	DOX-0261
89467-41020	DOX-0500
89467-42090	DOX-0505
89467-42100	DOX-0261
89467-48050	DOX-0501
89467-48280	DOX-0571
89467-48310	DOX-0573
89467-50020	DOX-0260
89467-50080	DOX-0595
89467-52130	DOX-0591
89467-52200	DOX-0614
89467-60110	DOX-0266
89467-60150	DOX-0595
89467-74040	DOX-0566
SU003-00425	DOX-0570

VAUXHALL	DENSO
12571768	DOX-2050
25163613	DOX-1504
90541304	DOX-1500
9199470	DOX-2050
93190419	DOX-2003

VOLKSWAGEN	DENSO
021906262C	DOX-2018

VOLKSWAGEN	DENSO
021906265AK	DOX-1171
021906265AQ	DOX-1173
022906262AP	DOX-2041
023906262	DOX-2012
030906265AD	DOX-1171
032906265E	DOX-1561
03C906262M	DOX-1702
058906265	DOX-2035
06A906262AT	DOX-2015

SKODA	DENSO
078906265M	DOX-2010
078906265T	DOX-2023
07L906265H	DOX-2041

SUBARU	DENSO
22641AA32A	DOX-0537
22641AA480	DOX-0361
22690AA650	DOX-0357

SUZUKI	DENSO
18213-62J11	DOX-0326
18213-65D30	DOX-0354
18213-65D40	DOX-1108
18213-65D81	DOX-0354
18213-65G30	DOX-0352
18213-65G32	DOX-0352
18213-67D50	DOX-1077

TOYOTA	DENSO
89463-29055	DOX-0251
89465-02180	DOX-2067

VAUXHALL	DENSO
93177169	DOX-2003
93189975	DOX-1575

VOLKSWAGEN	DENSO
022906262M	DOX-2047
030906262	DOX-2038
030906262C	DOX-1562
030906265	DOX-1311
032906265F	DOX-1561
036906262AA	DOX-1702
036906262F	DOX-1564
03C906262AA	DOX-1702
047906265C	DOX-2015
06A906262AH	DOX-2000
06A906262BG	DOX-2015
06A906262BM	DOX-2000
06A906262F	DOX-2015

TOYOTA	DENSO
89465-76010	DOX-0622
89467-04060	DOX-0506
89467-06110	DOX-0626
89467-07030	DOX-0505
89467-0P020	DOX-0566
89467-0S020	DOX-0591
89467-28010	DOX-0261
89467-28120	DOX-0261
89467-35120	DOX-0595
89467-42070	DOX-0266
89467-43010	DOX-0501
89467-48110	DOX-0500
89467-48260	DOX-0501
89467-52010	DOX-0263
89467-52210	DOX-0595
89467-53070	DOX-0595
89467-53080	DOX-0621
89467-60020	DOX-0263
89467-BZ010	DOX-0566

VAUXHALL	DENSO
12567680	DOX-1617

VAUXHALL	DENSO
9158718	DOX-1568
9193148	DOX-2003
9195606	DOX-2040
9199469	DOX-2003

TOYOTA	DENSO
89467-42040	DOX-0261
89467-44030	DOX-0242
89467-48120	DOX-0505
89467-48270	DOX-0571
89467-50070	DOX-0621
89467-52090	DOX-0510
89467-52150	DOX-0510
89467-53010	DOX-0502
89467-60030	DOX-0504
89467-72010	DOX-0505

VAUXHALL	DENSO
9193654	DOX-2003
93174519	DOX-2063
93181910	DOX-2063
95507972	DOX-2070

VOLKSWAGEN	DENSO
021906265A	DOX-1172
021906265N	DOX-1172
030906265K	DOX-1025
032906265	DOX-1362
037906265B	DOX-1025
03C906262AC	DOX-1702
03C906262AD	DOX-1702
03D906265B	DOX-1588
06A906265E	DOX-1551
06A906265R	DOX-2027
06B906265A	DOX-1566
06B906265B	DOX-1589
06E906265N	DOX-1702
06F906262P	DOX-2016
06J906262K	DOX-2041
06K906262A	DOX-1567
078906265R	DOX-2035
079906262H	DOX-2069
07C906262P	DOX-2018

VOLVO	DENSO
30637016	DOX-2021
30637521	DOX-2021
30650090	DOX-0404
30650109	DOX-2021
30713864	DOX-0526
30751864	DOX-0527
30756122	DOX-0408
31319386	DOX-0536
31370197	DOX-0535
8670131	DOX-2021

VOLKSWAGEN	DENSO
06A906262CM	DOX-2015
06A906262CN	DOX-2015
06A906262N	DOX-2000
06A906265F	DOX-1551
06A906265H	DOX-1551
06C906265	DOX-2008
06J906262A	DOX-2061
077906262G	DOX-2018
079906265	DOX-2036
079906265F	DOX-2036
07C906262M	DOX-2018
1K0998262C	DOX-2069
4L0906262H	DOX-1701
6K0906262B	DOX-2038

VOLVO	DENSO
30637837	DOX-2021

VOLVO	DENSO
30650780	DOX-2068
30651722	DOX-0527

VOLKSWAGEN	DENSO
03C906262Q	DOX-1702
03D906265	DOX-1588
04C906262D	DOX-1701
06A906262AJ	DOX-2000
06A906262AK	DOX-2012
06A906262Q	DOX-2027
06F906262AE	DOX-2041
077906265T	DOX-2048
07C906262AE	DOX-2023
7M0906265C	DOX-2010

VOLVO	DENSO
30637520	DOX-2021
30677175	DOX-0406
30757769	DOX-2055
31380995	DOX-0594
31439481	DOX-0642

SKODA	DENSO
07C906262AE	DOX-2023
7M0906265C	DOX-2010

SUBARU	DENSO
22641AA220	DOX-0628
22641AA36A	DOX-0364
22641AA381	DOX-0361
22641AA410	DOX-0628
22690AA810	DOX-0635
22690AA93A	DOX-0635

SUZUKI	DENSO
18213-57B01	DOX-0328
18213-58B20	DOX-0326
18213-62J12	DOX-0326
18213-63J10	DOX-0326
18213-63J11	DOX-0326
18213-65D31	DOX-0354
18213-67D10	DOX-1064
18213-78K10	DOX-0625
18213-80G21	DOX-0350
18213-80JB0	DOX-0351
18213-81K00	DOX-0351

TOYOTA	DENSO
89463-29025	DOX-0249
89463-29065	DOX-0251

VOLVO	DENSO
9497345	DOX-2021

VOLKSWAGEN	DENSO
07L906265H	DOX-2041

VOLVO	DENSO
30713321	DOX-0401
30713595	DOX-0527
30735327	DOX-0527
30751797	DOX-0405
8888480222	DOX-0642
8890651502	DOX-0597
9454596	DOX-1420
9497468	DOX-1420
32264007	DOX-0642
8653653	DOX-2004

TOYOTA	DENSO
89465-05120	DOX-0287
89465-0D020	DOX-2066
89465-14180	DOX-0228

TOYOTA	DENSO
89465-17180	DOX-0204
89465-20490	DOX-0549

VOLVO	DENSO
30713979	DOX-0408
30735328	DOX-0527
30751942	DOX-0400
31439621	DOX-0597
8642230	DOX-2021

VOLKSWAGEN	DENSO
022906262BH	DOX-2038
022906262BJ	DOX-2041
022906262BQ	DOX-2036
022906262BT	DOX-2061
022906262CC	DOX-2041
022906262S	DOX-2047
030906262D	DOX-2008
030906262F	DOX-1562
036906262H	DOX-2000
03F906262A	DOX-1704
053906265	DOX-1351
06A906265AC	DOX-1551
06H906262A	DOX-2041
077906265AA	DOX-2048
07D906262A	DOX-2018
07D906262B	DOX-2018
06A906262P	DOX-2047
06E906265AA	DOX-1702
06E906265P	DOX-1701
077906265AD	DOX-2018
079906265E	DOX-2041
07C906262H	DOX-2008
07C906262J	DOX-2018
07D906262E	DOX-2018

VOLVO	DENSO
30651718	DOX-1420
30681335	DOX-0402
30731563	DOX-2004
30743357	DOX-0400
31439480	DOX-0597
31439593	DOX-0597
8658090	DOX-2009

VOLVO	DENSO
30651718	DOX-1420
30681335	DOX-0402
30731563	DOX-2004
30743357	DOX-0400
31439480	DOX-0597
31439593	DOX-0597
8658090	DOX-2009

TOYOTA	DENSO
89465-02380	DOX-0622
89465-05050	DOX-0272
89465-10120	DOX-0622
89465-12880	DOX-0542

VOLVO	DENSO
30622251	DOX-0401
30650089	DOX-0401
30651202	DOX-0406
30651723	DOX-0405
30756121	DOX-0526
31319385	DOX-0535
31480394	DOX-0536
31697444	DOX-0643
8627202	DOX-1420

VOLKSWAGEN	DENSO
03D906265C	DOX-1588
06A906262BB	DOX-2008
06A906262BL	DOX-2008
06A906262CS	DOX-1702
06A906265AP	DOX-1551
06C906265C	DOX-2030
06E906265Q	DOX-1702
06J906262N	DOX-2041
077906262C	DOX-2023
077906265K	DOX-2035

VOLKSWAGEN	DENSO
077906265R	DOX-2035
078906265N	DOX-2035
07C906262A	DOX-2008
6U0906265B	DOX-1172

VOLVO	DENSO
30622252	DOX-0402
30713594	DOX-0527
30757556	DOX-2068
31480398	DOX-0536
9125583	DOX-1419

SKODA	DENSO
079906265D	DOX-2036
6K0906262B	DOX-2038

SUBARU	DENSO
22641AA180	DOX-0362
22641AA42A	DOX-0365
22641-AA670	DOX-0613

SUZUKI	DENSO
18213-54D01	DOX-0353
18213-60J00	DOX-0326
18213-62J00	DOX-0351
18213-63J12	DOX-0326
18213-64J00	DOX-0520
18213-64J10	DOX-0522
18213-80A00	DOX-0354
18213-80G00	DOX-0351

TOYOTA	DENSO
89465-20660	DOX-0238
89465-20670	DOX-0273
89465-20690	DOX-0273
89465-28160	DOX-0220
89465-29495	DOX-0216
89465-29565	DOX-0216
89465-29885	DOX-0223
89465-30660	DOX-0278
89465-35340	DOX-0226
89465-35570	DOX-0237
89465-19435	DOX-0207
89465-19485	DOX-0222
89465-19575	DOX-0219
89465-20350	DOX-0221
89465-20400	DOX-0237
89465-29535	DOX-0221
89465-29775	DOX-0221
89465-30140	DOX-0221
89465-30630	DOX-0274

VOLKSWAGEN	DENSO
06A906265AM	DOX-1561
077906265L	DOX-2035
07C906262AG	DOX-2038

VOLVO	DENSO
30731939	DOX-0526
30735329	DOX-0401
30774700	DOX-0409
31338682	DOX-0536
31431005	DOX-0535
3531400	DOX-1351

TOYOTA	DENSO
89465-35390	DOX-0226
89465-35710	DOX-0256
89465-39485	DOX-0216
89465-39735	DOX-0229
89465-41010	DOX-0549
89465-42210	DOX-0627
89465-44070	DOX-0237

TOYOTA	DENSO
89465-52170	DOX-0289

SUZUKI	DENSO
18213-83E00	DOX-0327

TOYOTA	DENSO
89465-02360	DOX-0638
89465-0D030	DOX-0231
89465-0E240	DOX-0644
89465-12450	DOX-0225
89465-12550	DOX-0267
89465-12890	DOX-0644
89465-17150	DOX-0226
89465-19285	DOX-0210
89465-19405	DOX-0222
89465-39355	DOX-0208
89465-42090	DOX-0277
89465-44060	DOX-0277
89465-44110	DOX-0234
89465-47060	DOX-0271
89465-48160	DOX-0255
89465-50070	DOX-0550
89465-52050	DOX-0204
89465-52070	DOX-0276
89465-69045	DOX-0217
89465-75010	DOX-0644
89467-04070	DOX-0505
89467-06180	DOX-0571
89467-07020	DOX-0261
89467-0E130	DOX-0611
89467-0E140	DOX-0569
89467-0E240	DOX-0573
89467-0R060	DOX-0569
89467-12080	DOX-0505
89467-28090	DOX-0614
89467-30020	DOX-0260
89467-33030	DOX-0246
89467-33240	DOX-0611
89467-42080	DOX-0626
89467-42140	DOX-0507
89467-44010	DOX-0242
89467-48030	DOX-0260
89467-48060	DOX-0501
89467-48080	DOX-0501
89467-48090	DOX-0261
89467-48220	DOX-0611
89467-50050	DOX-0504
89467-50060	DOX-0506
89467-52060	DOX-0566
89467-52110	DOX-0591
89467-52240	DOX-0595
89467-58030	DOX-0505
89467-60010	DOX-0259

VAUXHALL	DENSO
12567681	DOX-1617
12574574	DOX-1618

TOYOTA	DENSO
89465-20170	DOX-0212
89465-20300	DOX-0201
89465-20760	DOX-0277
89465-26120	DOX-0289
89465-29026	DOX-0207
89465-29765	DOX-0216
89465-30190	DOX-0276
89465-35360	DOX-0229
89465-48220	DOX-0275
89465-50030	DOX-0215
89467-02060	DOX-0505
89467-06020	DOX-0259
89467-06140	DOX-0611
89467-06230	DOX-0621

TOYOTA	DENSO
89467-0C060	DOX-0595
89467-0E040	DOX-0505
89467-0E110	DOX-0505
89467-0R020	DOX-0505
89467-20070	DOX-0265
89467-26050	DOX-0503
89467-33170	DOX-0505
89467-33230	DOX-0611
89467-35021	DOX-0244
89467-35100	DOX-0258
89467-35110	DOX-0506
89467-41011	DOX-0500
89467-48011	DOX-0500
89467-48100	DOX-0501
89467-68010	DOX-0261
89467-75010	DOX-0506

VAUXHALL	DENSO
25327304	DOX-1576
90397523	DOX-1500
90543281	DOX-1553

VOLKSWAGEN	DENSO
022906262AH	DOX-2018
022906262AB	DOX-2041
022906262CE	DOX-2016
032906265C	DOX-1552
035906265B	DOX-1006
03C906262AT	DOX-1701
04C906262	DOX-1701
04E906262	DOX-1707
06A906262BA	DOX-2047
06B906262A	DOX-2069
06E906265J	DOX-1702
022906262BR	DOX-2041
036906262D	DOX-1560
036906262Q	DOX-1562
037906265G	DOX-1023
03C906262BF	DOX-1703
06A906262AM	DOX-2008
06A906262CT	DOX-2008
06D906265	DOX-2036
077906262B	DOX-2012

TOYOTA	DENSO
89465-52120	DOX-0276
89465-60160	DOX-0226
89465-69035	DOX-0213
89467-04120	DOX-0621
89467-06160	DOX-0611
89467-0E160	DOX-0569
89467-0E250	DOX-0571
89467-0G040	DOX-0621
89467-0S010	DOX-0591
89467-12180	DOX-0506
89467-20030	DOX-0260
89467-21020	DOX-0569
89467-41040	DOX-0246
89467-42030	DOX-0500
89467-48150	DOX-0506
89467-48230	DOX-0501
89467-58060	DOX-0611
89467-71110	DOX-0263

VAUXHALL	DENSO
25105107	DOX-1000

VOLKSWAGEN	DENSO
078906265P	DOX-2035
078906265T	DOX-2023
079906262G	DOX-2069
07L906265G	DOX-2016

VOLVO	DENSO
30774563	DOX-0529

# Lambda Sensors

## Cross Reference Chart - Direct fit

VOLVO	DENSO
31370666	DOX-0535
31439622	DOX-0642
31480460	DOX-0535
8627600	DOX-0411
8677894	DOX-2045
9186934	DOX-2021
9470011	DOX-2022

VOLKSWAGEN	DENSO
07C906262AF	DOX-2038

VOLVO	DENSO
30622243	DOX-0400
30713734	DOX-1420
31319664	DOX-0535
31670213	DOX-0642
32225727	DOX-0643
32253663	DOX-0597
32253666	DOX-0597
8658480	DOX-0401
9202309	DOX-1419
9454595	DOX-1419

VAUXHALL	DENSO
55561425	DOX-2063
90541930	DOX-1500
9201421	DOX-2052

VOLKSWAGEN	DENSO
022906262AF	DOX-2036
022906262BS	DOX-2036
030906262A	DOX-2030
036906262M	DOX-1562
03E906262B	DOX-1707
03E906262C	DOX-1707
048906265	DOX-1352
06A906262AQ	DOX-2023
06A906265Q	DOX-1561
06E906262H	DOX-1701
06F906262D	DOX-2069
078906265AA	DOX-2023
07C906262AH	DOX-2038
6K0906262A	DOX-1567

VOLVO	DENSO
30651201	DOX-0404
30774569	DOX-0400
31293686	DOX-0535
31422419	DOX-0535
31480731	DOX-0642
8627599	DOX-0410
8670130	DOX-2022

SUBARU	DENSO
22641AA042	DOX-0306
22641AA490	DOX-0537
22641AA610	DOX-0623
22690AA81A	DOX-0635

SUZUKI	DENSO
18213-58B21	DOX-0326
18213-60G01	DOX-0328
18213-60J01	DOX-0351
18213-65D01	DOX-0327
18213-65D02	DOX-0327
18213-65D21	DOX-0326
18213-65D43	DOX-0350
18213-65D70	DOX-0354
18213-77E00	DOX-1063
18213-80JA0	DOX-0521
18213-83E10	DOX-0328
18213-86G10	DOX-0326

TOYOTA	DENSO
17410-26600-71	DOX-0638

TOYOTA	DENSO
89465-02070	DOX-2067
89465-02280	DOX-0644
89465-05130	DOX-0288
89465-07080	DOX-0638
89465-0E120	DOX-0622
89465-0H010	DOX-2028
89465-12030	DOX-0207
89465-12440	DOX-0225
89465-12700	DOX-0285
89465-17110	DOX-0221
89465-29735	DOX-0217
89465-30420	DOX-0552
89465-35320	DOX-0229
89465-35720	DOX-0638
89465-39195	DOX-0208
89465-39325	DOX-0214
89465-48370	DOX-0622
89465-50180	DOX-0254
89465-50200	DOX-0638
89465-59015	DOX-0215
89467-06030	DOX-0261
89467-06130	DOX-0611
89467-06150	DOX-0626
89467-0R010	DOX-0626
89467-22020	DOX-0506
89467-28040	DOX-0246
89467-30070	DOX-0595
89467-33190	DOX-0626
89467-34021	DOX-0245
89467-36010	DOX-0260
89467-42010	DOX-0242
89467-47010	DOX-0262
89467-48200	DOX-0611
89467-50010	DOX-0503
89467-50040	DOX-0263
89467-58010	DOX-0505
89467-60140	DOX-0595
89467-71120	DOX-0595
89467-78010	DOX-0595

VAUXHALL	DENSO
25106073	DOX-1000
25133396	DOX-1504
90509274	DOX-1593

VOLKSWAGEN	DENSO
022906262CF	DOX-2036
036906262P	DOX-2016
03C906262AK	DOX-2016
078906265B	DOX-1381
078906265M	DOX-2010

VOLVO	DENSO
30713592	DOX-0401
31422059	DOX-0535
8658237	DOX-0412
9135664	DOX-1535
9497252	DOX-1419



# Lambda Sensors

## Cross Reference Chart - Universal fit

ALFA ROMEO	DENSO
55203922	DOX-0150
60814386	DOX-0120

AUDI	DENSO
021906265C	DOX-0120
022906262AB	DOX-0150
022906262AH	DOX-0150
022906262BJ	DOX-0150
022906262BQ	DOX-0150
022906262CF	DOX-0150
022906262F	DOX-0150
022906262L	DOX-0150
030906262D	DOX-0150
030906262F	DOX-0119
030906262N	DOX-0150
030906265	DOX-0116
032906265C	DOX-0117
036906265H	DOX-0119
06A906262AJ	DOX-0150
06A906262AM	DOX-0150
06A906262AR	DOX-0150
06A906262F	DOX-0150
06A906262Q	DOX-0150
06A906265AM	DOX-0117
06A906265M	DOX-0150
06A906265N	DOX-0150
06A906265P	DOX-0117
077906265T	DOX-0150
078906265Q	DOX-0150
078906265T	DOX-0150
079906262G	DOX-0150
079906265E	DOX-0150
07C906262H	DOX-0150
07C906262T	DOX-0150
07D906262B	DOX-0150
1K0998262	DOX-0150
330906265	DOX-0118
6A906262CM	DOX-0150
6K0906262B	DOX-0150

BMW	DENSO
11781247235	DOX-0118
11781716114	DOX-0118
11781721125	DOX-0118
11781735500	DOX-0118
11781739845	DOX-0117
11781742051	DOX-0117
11787513963	DOX-0117
11787539137	DOX-0150
11787545075	DOX-0150
11787569968	DOX-0150
11787577666	DOX-0150
11787614322	DOX-0150

ALFA ROMEO	DENSO
46805749	DOX-0150

AUDI	DENSO
021906262C	DOX-0150
021906265AK	DOX-0117
021906265BD	DOX-0118
023906262	DOX-0150
030906262C	DOX-0119
030906265AA	DOX-0116
03D906265	DOX-0121
06A906262BA	DOX-0150
06A906262ED	DOX-0150
06B906265E	DOX-0119
06E906265E	DOX-0119
06F906262D	DOX-0150
06F906262P	DOX-0150
06J906262K	DOX-0150
077906262B	DOX-0150

AUDI	DENSO
077906265AA	DOX-0150
077906265AE	DOX-0150
077906265J	DOX-0150
078906265AA	DOX-0150
07C906262AG	DOX-0150
07C906262M	DOX-0150
07L906265H	DOX-0150
1K0998262B	DOX-0150
1K0998262C	DOX-0150
1K0998262E	DOX-0150
6K0906262A	DOX-0119

BMW	DENSO
11781742050	DOX-0117
11787539126	DOX-0150

ALFA ROMEO	DENSO
46786048	DOX-0150
55224324	DOX-0150

AUDI	DENSO
021906265A	DOX-0118
022906262BH	DOX-0150
023906265D	DOX-0118
030906265C	DOX-0115
03C906262	DOX-0119
047906265B	DOX-0150
047906265C	DOX-0150
06A906262AC	DOX-0150
06A906262AQ	DOX-0150
06A906262DQ	DOX-0150
06A906265H	DOX-0117
06C906265A	DOX-0150
06D906265	DOX-0150
06F906262AE	DOX-0150
06F906262E	DOX-0150
06F906265	DOX-0150
077906265AD	DOX-0150
077906265H	DOX-0150
079906262H	DOX-0150
079906265F	DOX-0150
07C906262A	DOX-0150
07C906262AH	DOX-0150
07C906262P	DOX-0150
1K0998262A	DOX-0150
6U0906265C	DOX-0117

BMW	DENSO
11781433159	DOX-0118
11781714772	DOX-0118
11781720537	DOX-0120
11781735710	DOX-0118
11787506531	DOX-0117
11787539136	DOX-0150
11787544654	DOX-0150
11787545243	DOX-0150

ALFA ROMEO	DENSO
60578768	DOX-0120

AUDI	DENSO
022906265B	DOX-0150
022906265C	DOX-0150
030906262	DOX-0150
030906262A	DOX-0150
030906265AB	DOX-0116
035906265B	DOX-0125
036906262P	DOX-0150
03D906265A	DOX-0119
051906265E	DOX-0125
06A906262P	DOX-0150
06A906265AP	DOX-0117
06B906265A	DOX-0119

AUDI	DENSO
06C906265	DOX-0150
06C906265C	DOX-0150
077906262C	DOX-0150
077906265K	DOX-0150
078906265M	DOX-0150
079906265	DOX-0150
4L0906262J	DOX-0119

BMW	DENSO
11781247406	DOX-0117
11781720860	DOX-0118
11781734345	DOX-0118
11787518495	DOX-0117
11787545074	DOX-0150
11787545244	DOX-0150

AUDI	DENSO
022906262K	DOX-0150
022906262S	DOX-0150
030906265BH	DOX-0114
030906265CB	DOX-0114
030906265K	DOX-0116
034906265F	DOX-0115
037906265	DOX-0115
058906265C	DOX-0150
06A906262AL	DOX-0150
06F906262S	DOX-0150
06H906262A	DOX-0150
06J906262A	DOX-0150
077906265AF	DOX-0150
078906265N	DOX-0150
078906265P	DOX-0150
078906265R	DOX-0150
079906265A	DOX-0150
07C906262S	DOX-0150
07D906262A	DOX-0150
1K0998262AB	DOX-0150
1K0998262R	DOX-0150
6U0906265D	DOX-0117

BMW	DENSO
11761277565	DOX-0125
11781730007	DOX-0118
11787526262	DOX-0150
11787577667	DOX-0150

AUDI	DENSO
021906265AC	DOX-0117
022906262AF	DOX-0150
030906265N	DOX-0115
036906262F	DOX-0119
036906262Q	DOX-0119
037906265AD	DOX-0118
037906265G	DOX-0116
048906265	DOX-0116
058906265B	DOX-0150
06A906262AG	DOX-0150
06A906262AK	DOX-0150
06A906262CN	DOX-0150
06E906265D	DOX-0119
077906262G	DOX-0150
077906265R	DOX-0150
07C906262AE	DOX-0150
07C906262AR	DOX-0150
07L906265F	DOX-0150
7M0906265C	DOX-0150

BMW	DENSO
11780872674	DOX-0121
11781247475	DOX-0118
11781433940	DOX-0117
11781735499	DOX-0118
11787506539	DOX-0117

BMW	DENSO
11787544655	DOX-0150

ALFA ROMEO	DENSO
46760863	DOX-0150

AUDI	DENSO
021906265N	DOX-0118
022906262BG	DOX-0150
030906262E	DOX-0150
030906262L	DOX-0150
030906265F	DOX-0116
030906265Q	DOX-0115
032906265F	DOX-0117
036906262AA	DOX-0119
06A906262AH	DOX-0150
06A906262EA	DOX-0150
06A906265E	DOX-0117
06B906265B	DOX-0121
06C906265L	DOX-0150
06C906265M	DOX-0150
07D906262E	DOX-0150
1K0998262AC	DOX-0150
1K0998262Q	DOX-0150
1K0998262S	DOX-0150
1K0998262T	DOX-0150

BMW	DENSO
11787513962	DOX-0117
11787539125	DOX-0150

ALFA ROMEO	DENSO
46444284	DOX-0120

AUDI	DENSO
021906265AB	DOX-0118
022906262BT	DOX-0150
030906265J	DOX-0115
032906265	DOX-0117
036906262H	DOX-0150
037906265B	DOX-0116
03D906265C	DOX-0121
06A906262BB	DOX-0150

BMW	DENSO
11781734393	DOX-0118
11787503441	DOX-0117

ALFA ROMEO	DENSO
46523497	DOX-0120

AUDI	DENSO
021906265AG	DOX-0117
021906265AQ	DOX-0117
030906265AD	DOX-0117
036906262D	DOX-0119
03E906262B	DOX-0121
06A906262BG	DOX-0150
06A906262BL	DOX-0150
06A906262BS	DOX-0119
06A906265F	DOX-0117
07L906265G	DOX-0150

BMW	DENSO
11781437586	DOX-0117
11781715263	DOX-0120
11787558179	DOX-0150

ALFA ROMEO	DENSO
46764207	DOX-0150

AUDI	DENSO
021906265AE	DOX-0117
022906262AG	DOX-0150

# Lambda Sensors

## Cross Reference Chart - Universal fit

AUDI	DENSO
022906262CE	DOX-0150
058906265	DOX-0150
077906265L	DOX-0150
07C906262J	DOX-0150
6U0906265B	DOX-0118

BMW	DENSO
11787589122	DOX-0150

AUDI	DENSO
053906265	DOX-0115
06A906262C	DOX-0150
078906265B	DOX-0115
030906265AN	DOX-0115
036906262M	DOX-0119

CHRYSLER	DENSO
4606133AE	DOX-0119
4727436AA	DOX-0119
5293037AD	DOX-0119

CITROEN/PEUGEOT	DENSO
16289S	DOX-0120
16289T	DOX-0120
1628HR	DOX-0150
1628V4	DOX-0120

DAIHATSU	DENSO
89465-20600	DOX-0109
89465-35300	DOX-0110
89465-40030	DOX-0110
89465-87107	DOX-0125
89465-87708	DOX-0109

CHRYSLER	DENSO
30042191	DOX-0119
4686935AB	DOX-0119
5099821AA	DOX-0150

CITROEN/PEUGEOT	DENSO
1618Z8	DOX-0150
16288C	DOX-0120
1628CW	DOX-0150
1628J4	DOX-0120
1628L4	DOX-0120
1628R5	DOX-0150

DAIHATSU	DENSO
89465-20280	DOX-0109
89465-87102	DOX-0125
89465-87112	DOX-0109
89465-87113	DOX-0109
89465-B1060	DOX-0109

CHRYSLER	DENSO
04606133AC	DOX-0119
5099817AA	DOX-0150
5293036AB	DOX-0119
MD183399	DOX-0109

CITROEN/PEUGEOT	DENSO
1628HQ	DOX-0150
1628QY	DOX-0119

DAIHATSU	DENSO
89465-22190	DOX-0110
89465-87706	DOX-0125
89465-B4030	DOX-0113

CHRYSLER	DENSO
21062455	DOX-0119
MD073175	DOX-0125

CITROEN/PEUGEOT	DENSO
1618Z6	DOX-0150

CITROEN/PEUGEOT	DENSO
1628KY	DOX-0150
1628TH	DOX-0119

DAIHATSU	DENSO
89465-87101	DOX-0125
89465-B1020	DOX-0109

CHRYSLER	DENSO
4606133AD	DOX-0119
4686933AB	DOX-0119
5033081AA	DOX-0119

CITROEN/PEUGEOT	DENSO
1618Z7	DOX-0150
16289W	DOX-0120
1628KP	DOX-0119
1628NY	DOX-0119
1628PL	DOX-0150

DAIHATSU	DENSO
89465-22170	DOX-0110
89465-87601	DOX-0125
89465-97407	DOX-0109
89465-B1030	DOX-0106

CHRYSLER	DENSO
MD089922	DOX-0125
MD183145	DOX-0109
MD185334	DOX-0109

CITROEN/PEUGEOT	DENSO
1618AL	DOX-0150
1618HC	DOX-0150
1618K9	DOX-0150
1618Q5	DOX-0150
1628HN	DOX-0150

CHRYSLER	DENSO
5033039AA	DOX-0119

CITROEN/PEUGEOT	DENSO
16287R	DOX-0104
16289A	DOX-0120
1628KN	DOX-0121
1628T2	DOX-0120
1628VN	DOX-0150

DAIHATSU	DENSO
89465-97221	DOX-0113
89465-97403	DOX-0109
89465-B1040	DOX-0113

FIAT	DENSO
46407316	DOX-0119

CHRYSLER	DENSO
5293038AB	DOX-0119
MD182691	DOX-0119
MD186992	DOX-0109

CITROEN/PEUGEOT	DENSO
16287S	DOX-0120
1628HT	DOX-0120

DAIHATSU	DENSO
89465-20450	DOX-0109
89465-87702	DOX-0125
89465-B4020	DOX-0109

CITROEN/PEUGEOT	DENSO
1628HV	DOX-0150

DAIHATSU	DENSO
89465-87106	DOX-0125

DAIHATSU	DENSO
89465-97220	DOX-0125

CHRYSLER	DENSO
MD136308	DOX-0109
MD186991	DOX-0109

CITROEN/PEUGEOT	DENSO
1628AA	DOX-0104
1628YK	DOX-0117

DAIHATSU	DENSO
89465-97410	DOX-0113

FIAT	DENSO
46423798	DOX-0120
46449401	DOX-0120
46481568	DOX-0150
46751082	DOX-0150
55184545	DOX-0121
55201610	DOX-0121
60810814	DOX-0120
7668286	DOX-0120

DAIHATSU	DENSO
89465-97501	DOX-0109

FIAT	DENSO
46750241	DOX-0150
46774531	DOX-0121
60815699	DOX-0150
7674048	DOX-0115
9635978580	DOX-0150

DAIHATSU	DENSO
89465-87108	DOX-0125
89465-87211	DOX-0125

FIAT	DENSO
46417969	DOX-0120
46452598	DOX-0120
46455802	DOX-0120
46523129	DOX-0119
46750245	DOX-0150
46760867	DOX-0121
46762653	DOX-0150
60814386	DOX-0120
9635978280	DOX-0150
9636876680	DOX-0150

FORD	DENSO
1013764	DOX-0114
1035595	DOX-0119
1322705	DOX-0150
1327547	DOX-0132
1536254	DOX-0150
1773164	DOX-0150
1785292	DOX-0150
3559458	DOX-0121
3M51-9F472-DC	DOX-0150
6G9N-9G444-LA	DOX-0150
7011190	DOX-0114
7126155	DOX-0114
7318042	DOX-0150
95VW-9F472-FB	DOX-0150
96VB-9F472-BA	DOX-0150
96VB-9F472-DA	DOX-0150
96VB-9F472-DB	DOX-0150
YS6A-9F472-AC	DOX-0121

GM	DENSO
55561863	DOX-0150
93188396	DOX-0150

HONDA	DENSO
36531-P1K-E02	DOX-0109

HONDA	DENSO
36531-P3Y-G02	DOX-0125
36531-P73-VG0	DOX-0109
36531-P7A-G01	DOX-0109
36531-P8C-A21	DOX-0113
36531-PNB-G02	DOX-0121
36532-PBY-J01	DOX-0109
36532-PJO-L02	DOX-0125
36532-PLA-G01	DOX-0109
36532-PLD-013	DOX-0109
36532-PR7-A01	DOX-0109
36532-RJH-G01	DOX-0109

HYUNDAI	DENSO
3921023215	DOX-0114

KIA	DENSO
0K2AB18861	DOX-0117
3921002630	DOX-0150
3921002900	DOX-0150
3921023500	DOX-0150
3921026620	DOX-0150

FIAT	DENSO
46444284	DOX-0120
46455518	DOX-0120

FORD	DENSO
1108640	DOX-0150
1111262	DOX-0150
1112475	DOX-0150
1113382	DOX-0121
1322706	DOX-0150
1327548	DOX-0150
1327549	DOX-0150
1337922	DOX-0150
1346366	DOX-0150
1367825	DOX-0150
3M51-9F472-DA	DOX-0150
3M51-9G444-CA	DOX-0150
6628848	DOX-0119
6847908	DOX-0119
6G91-9F472-AA	DOX-0150
8S6A-9F472-AA	DOX-0119
92AB-9F472-AA	DOX-0119
93AB-9F472-AA	DOX-0119
98FB-9G444-CB	DOX-0150
CV6A-9G444-AA	DOX-0150
XC2F-9F472-BA	DOX-0121
YM2A-9G444-AA	DOX-0150

GM	DENSO
55353269	DOX-0132
55569903	DOX-0150
55573711	DOX-0150
5855391	DOX-0150
93190243	DOX-0150

HONDA	DENSO
36531-POF-A01	DOX-0109
36531-P1H-E01	DOX-0109
36531-P2E-A01	DOX-0109
36531-P45-G02	DOX-0132
36531-P8C-A01	DOX-0109
36531-PBY-003	DOX-0113
36531-PLD-013	DOX-0113
36541-PR7-A02	DOX-0109

HYUNDAI	DENSO
3921002900	DOX-0150
3921022620	DOX-0150
3921026800	DOX-0150

KIA	DENSO
0K32A18861	DOX-0121

# Lambda Sensors

## Cross Reference Chart - Universal fit

KIA	DENSO
0K32B18861	DOX-0121
392102X020	DOX-0121

LADA	DENSO
11183850010	DOX-0150
2108385001010	DOX-0150

LANCIA	DENSO
46417969	DOX-0120
46444284	DOX-0120
60812802	DOX-0120

LAND ROVER	DENSO
MHK000220	DOX-0117

FIAT	DENSO
46426389	DOX-0114

FORD	DENSO
1001702	DOX-0119
1302222	DOX-0150
1306213	DOX-0150
1326414	DOX-0132
1326416	DOX-0150
1346367	DOX-0150
1471423	DOX-0119
1759361	DOX-0150
3M51-9F472-BB	DOX-0150
3M51-9F472-BC	DOX-0150
3M51-9G444-AB	DOX-0150
3S7A-9G444-CA	DOX-0150
93BB-9F472-AA	DOX-0119
98AB-9G444-BB	DOX-0119
BV61-9G444-AA	DOX-0150
BV6Z-9G444-AA	DOX-0150
C1BA-9G444-BA	DOX-0150
CM5A-9G444-AA	DOX-0150
XR3F-9G444-BA	DOX-0119

GM	DENSO
55561635	DOX-0150
55563348	DOX-0150
55568266	DOX-0150
91021621	DOX-0150
93186278	DOX-0150
93186800	DOX-0150

HONDA	DENSO
36531-P2T-J01	DOX-0109
36531-P3F-J02	DOX-0109
36531-PEL-G03	DOX-0109
36531-PLD-003	DOX-0113
36531-PNB-G01	DOX-0121
36531-PWE-E01	DOX-0150
36531-PWE-G01	DOX-0150
36532-P5A-003	DOX-0109
36532-P7A-G01	DOX-0109
36532-PNB-G01	DOX-0119
36532-PR7-J01	DOX-0109
36532-PWE-G01	DOX-0150
36535-P5A-003	DOX-0109
36541-PR7-J51	DOX-0109

HYUNDAI	DENSO
3921002660	DOX-0150
3921023060	DOX-0117
3921023500	DOX-0150
3921023750	DOX-0150
3921026620	DOX-0150

KIA	DENSO
3921002620	DOX-0150
3921002660	DOX-0150

KIA	DENSO
3921022610	DOX-0150
3921022620	DOX-0150
3921023710	DOX-0150
3921026700	DOX-0150

LAND ROVER	DENSO
MHK000060	DOX-0150
MHK100840L	DOX-0150

FIAT	DENSO
46460055	DOX-0120
46481457	DOX-0119
46529385	DOX-0119
46545432	DOX-0119
60815649	DOX-0150
9635978980	DOX-0150

FORD	DENSO
1148070	DOX-0119
1327550	DOX-0132
1376445	DOX-0150
1868565	DOX-0150
3721930	DOX-0119
3M51-9F472-AC	DOX-0150
3M51-9F472-DB	DOX-0150
3M51-9G444-BC	DOX-0150
5S61-9G444-AA	DOX-0150
96BB-9F472-BA	DOX-0119
96VB-9F472-AA	DOX-0150
C1BA-9G444-BB	DOX-0150
YM2A-9G444-AB	DOX-0150

GM	DENSO
93177153	DOX-0150

HONDA	DENSO
36531-P1K-E03	DOX-0109
36531-P5S-G01	DOX-0132
36531-P9L-E01	DOX-0132
36531-PK2-003	DOX-0125
36531-PR7-A01	DOX-0109
36532-PDE-E02	DOX-0132
36532-PPA-004	DOX-0119

HYUNDAI	DENSO
3921002620	DOX-0150
3921002630	DOX-0150
3921002910	DOX-0150
3921003020	DOX-0150
3921023950	DOX-0150

KIA	DENSO
3921002950	DOX-0150
3921026800	DOX-0150

LADA	DENSO
2112385001020	DOX-0150

LAND ROVER	DENSO
MHK000210	DOX-0117
MHK10004L	DOX-0120

MAZDA	DENSO
BP6G18861C	DOX-0109
FP3318861A	DOX-0119
FP3518861A	DOX-0119
FS7N18861	DOX-0113
FS8B18861A	DOX-0119
JE5018861B	DOX-0119
LF6618861C	DOX-0121
ZL0218861C	DOX-0119

MERCEDES-BENZ	DENSO
0005406217	DOX-0114

MERCEDES-BENZ	DENSO
0005407617	DOX-0117
0005409717	DOX-0117
0015401217	DOX-0117
0015402117	DOX-0114
0015403817	DOX-0150
0015407617	DOX-0150
0015409117	DOX-0150
0025405617	DOX-0150
0025405717	DOX-0150
0045420818	DOX-0150
0065423918	DOX-0150
0095423917	DOX-0115
A0005405617	DOX-0120
A0005408117	DOX-0117
A0005409717	DOX-0117
A0015407417	DOX-0150

FIAT	DENSO
46521170	DOX-0119
46750243	DOX-0150
46751052	DOX-0150
9628448280	DOX-0120
9636148880	DOX-0150

FORD	DENSO
1000169	DOX-0150
1010006	DOX-0150
1108795	DOX-0150
1300544	DOX-0150
1309292	DOX-0150
1325748	DOX-0132
1326415	DOX-0132
1705220	DOX-0150
1S6A-9G444-BA	DOX-0119
1S7F-9G444-BB	DOX-0119
2S6A-9G444-BA	DOX-0119
3M51-9G444-BA	DOX-0150
3M51-9G444-BB	DOX-0150
6847908	DOX-0114
97BB-9F472-AA	DOX-0119
CV61-9G444-CB	DOX-0150

GM	DENSO
930190345	DOX-0150

HONDA	DENSO
36531-P1E-J01	DOX-0109
36531-P3F-G01	DOX-0109
36531-PK2-013	DOX-0125
36531-PLR-A01	DOX-0121
36531-PR7-003	DOX-0113
36531-PY3-003	DOX-0109
36532-PDE-E01	DOX-0132
36532-PNB-G02	DOX-0119

HYUNDAI	DENSO
3921002640	DOX-0150
3921022019	DOX-0115
3921026700	DOX-0150

KIA	DENSO
0K08A18861B	DOX-0117
3921002610	DOX-0150

LANCIA	DENSO
46460055	DOX-0120

LAND ROVER	DENSO
LRO28931	DOX-0150

MAZDA	DENSO
AJ5118861	DOX-0113
B5F318861A	DOX-0119

MAZDA	DENSO
B61R18861A	DOX-0125
BP3A18861	DOX-0109
BP6L18861	DOX-0113
FP3318861B	DOX-0119
FS1R18861	DOX-0109
FS5R18861B	DOX-0119
GY0818861A	DOX-0109
L33618861	DOX-0113
L3E218861	DOX-0119
N3H118861B	DOX-0109
ZM4018861B	DOX-0119

MERCEDES-BENZ	DENSO
0005404317	DOX-0120
0005405617	DOX-0120
0005405917	DOX-0118
0005406517	DOX-0120
0005407517	DOX-0117
0015400417	DOX-0114
0015401017	DOX-0117
0015404617	DOX-0150
0015404717	DOX-0150
0015406017	DOX-0150
0015407417	DOX-0150
0035428218	DOX-0150
0065424018	DOX-0150
A0005406517	DOX-0120
A0015400417	DOX-0114
A0015401017	DOX-0117
A0015404717	DOX-0150
A0015407217	DOX-0150
A0015407517	DOX-0150
A0015408017	DOX-0150

mitsubishi	DENSO
1588A129	DOX-0109
1588A131	DOX-0109

FIAT	DENSO
46418568	DOX-0120
7751308	DOX-0119
9636876580	DOX-0150

FORD	DENSO
1053108	DOX-0119
1778775	DOX-0150
3M51-9G444-AA	DOX-0150
89BB-9F472-AA	DOX-0115
96FB-9F472-CA	DOX-0114
98AB-9F472-BB	DOX-0119

GM	DENSO
55572993	DOX-0150
93184575	DOX-0150
93184701	DOX-0150
93194234	DOX-0150

HONDA	DENSO
36531-POA-A01	DOX-0109
36531-P5A-003	DOX-0109
36531-PEL-023	DOX-0113
36531-PR7-J01	DOX-0109
36532-PL2-003	DOX-0125
36532-PR7-003	DOX-0113
36532-PY3-003	DOX-0109

HYUNDAI	DENSO
3921022610	DOX-0150
3921023065	DOX-0117
3921023216	DOX-0114
392102B000	DOX-0150
392102B040	DOX-0150

LADA	DENSO
1118385001000	DOX-0150

# Lambda Sensors

## Cross Reference Chart - Universal fit

LANCIA	DENSO
46523129	DOX-0119
46760867	DOX-0121

LAND ROVER	DENSO
MHK100720	DOX-0120
MHK501050	DOX-0109

MAZDA	DENSO
AJ5318861A	DOX-0109
BP6J18861B	DOX-0113
GY0718861	DOX-0109
LF6218861A	DOX-0109
Z60218861A	DOX-0109

MERCEDES-BENZ	DENSO
0005404217	DOX-0120
0005408117	DOX-0117
0005408517	DOX-0117
0015400517	DOX-0150
0015400617	DOX-0150
0015400717	DOX-0150
0015408017	DOX-0150
0015409217	DOX-0150
0045420718	DOX-0150
A0005404317	DOX-0120
A0005409017	DOX-0117
A0005409117	DOX-0117
A0015400817	DOX-0117
A0015401217	DOX-0117
A0015402817	DOX-0117
A0015405117	DOX-0150
A0015409217	DOX-0150
A0025400617	DOX-0150
A0045420818	DOX-0150
A0095423917	DOX-0115

MG	DENSO
MHK100728	DOX-0119

mitsubishi	DENSO
1588A132	DOX-0109
1588A148	DOX-0109
1588A171	DOX-0113
MD109613	DOX-0125
MD140388	DOX-0125
MD148687	DOX-0123
MD180618	DOX-0109
MD183399	DOX-0109
MD185335	DOX-0109
MD186392	DOX-0109
MD189462	DOX-0109
MD192071	DOX-0109
MD302761	DOX-0123
MD305145	DOX-0109
MD307258	DOX-0109
MD316135	DOX-0109
MD327693	DOX-0109
MD339641	DOX-0109
MD343986	DOX-0109
MD348431	DOX-0109
MD362314	DOX-0114
MN128424	DOX-0150
MN153036	DOX-0113
MN158826	DOX-0109
MN158917	DOX-0109
MN163431	DOX-0109
MR507378	DOX-0113
MR507769	DOX-0113
MR507849	DOX-0109
MR514477	DOX-0113
MR560271	DOX-0109
MR560393	DOX-0113

FORD	DENSO
1025958	DOX-0119

FORD	DENSO
1254769	DOX-0150
1376444	DOX-0150
3040432	DOX-0150
3M51-9G444-DA	DOX-0150
6847911	DOX-0119
89GB-9F472-BA	DOX-0115
BJ32-9G444-AA	DOX-0150
BV61-9G444-BA	DOX-0150

HONDA	DENSO
36531-P9L-E02	DOX-0132
36531-PAD-G11	DOX-0113
36531-PCA-004	DOX-0109
36531-PDA-E02	DOX-0132
36531-PH4-405	DOX-0125
36531-PK1-014	DOX-0125

HYUNDAI	DENSO
3921002600	DOX-0119
3921026810	DOX-0150

JAGUAR	DENSO
6R83-9G444-AB	DOX-0109

KIA	DENSO
3921002910	DOX-0150
3921023750	DOX-0150
392102X010	DOX-0121
MBP0318861B	DOX-0125

LANCIA	DENSO
46455518	DOX-0120

LAND ROVER	DENSO
MHK500910	DOX-0109

MAZDA	DENSO
AJ9518861	DOX-0113
AJD618861	DOX-0113
BPE818861A	DOX-0109
C60118861	DOX-0119
GY0418861B	DOX-0109
K80618861A	DOX-0109
LFH218861B	DOX-0121

MERCEDES-BENZ	DENSO
0005404017	DOX-0120
0005406417	DOX-0120
0015401117	DOX-0117
0015403717	DOX-0150
0015405017	DOX-0150
A0005404217	DOX-0120
A0005406117	DOX-0114
A0015403717	DOX-0150
A0015407617	DOX-0150
A0015408517	DOX-0150
A0015408917	DOX-0150
A0015409417	DOX-0150
A0015409517	DOX-0150
A0025400117	DOX-0150
A0035428218	DOX-0150
A0065424018	DOX-0150

MITSUBISHI	DENSO
1588A020	DOX-0113
1588A130	DOX-0109
1588A165	DOX-0113
1588A232	DOX-0113
MD131229	DOX-0123
MD136309	DOX-0109
MD149813	DOX-0125
MD150608	DOX-0123
MD154365	DOX-0123

MITSUBISHI	DENSO
MD174677	DOX-0123
MD177968	DOX-0109
MD189008	DOX-0109
MD302068	DOX-0109
MD306893	DOX-0109
MD306894	DOX-0109
MD312191	DOX-0109
MD315073	DOX-0109
MD339900	DOX-0114
MD343421	DOX-0109
MD369191	DOX-0109
MN153035	DOX-0113
MN158779	DOX-0109
MN158916	DOX-0109
MN163400	DOX-0113
MN163401	DOX-0113
MN171805	DOX-0109
MN176515	DOX-0109
MR507381	DOX-0109
MR507848	DOX-0113
MR514374	DOX-0113
MR985039	DOX-0150

FIAT	DENSO
46462006	DOX-0150

FORD	DENSO
1147420	DOX-0119
93GB-9F472-DA	DOX-0114
95FB-9F472-CB	DOX-0114

GM	DENSO
55562206	DOX-0150

HONDA	DENSO
36531-PBY-J01	DOX-0109
36542-PR7-A02	DOX-0109

HYUNDAI	DENSO
3921002950	DOX-0150
3921023710	DOX-0150

MAZDA	DENSO
B5E118861B	DOX-0121
B6DC18861A	DOX-0116
BP0318861B	DOX-0125
JE5018861A	DOX-0119
JEA318861	DOX-0109
Z53618861C	DOX-0119

MERCEDES-BENZ	DENSO
0005403917	DOX-0120
0005409217	DOX-0114
0015402817	DOX-0117
0015407217	DOX-0150
0015407517	DOX-0150
A0005405917	DOX-0118
A0005408517	DOX-0117
A0005409217	DOX-0114
A0015400617	DOX-0150
A0015403817	DOX-0150
A0015404617	DOX-0150
A0015405017	DOX-0150
A0015407117	DOX-0150
A0025405717	DOX-0150

MITSUBISHI	DENSO
1588A141	DOX-0113
1588A147	DOX-0109
MD089922	DOX-0125
MD110487	DOX-0125
MD136308	DOX-0109
MD149888	DOX-0123

MITSUBISHI	DENSO
MD176884	DOX-0123
MD329341	DOX-0109
MD335431	DOX-0109
MN158825	DOX-0109
MR507771	DOX-0109
MR578604	DOX-0113

FIAT	DENSO
46418813	DOX-0119

FORD	DENSO
1143514	DOX-0119
1351337	DOX-0150
2S6A-9F472-BB	DOX-0119
6198647	DOX-0120
7038055	DOX-0150
98FB-9F472-CA	DOX-0150

GM	DENSO
12612797	DOX-0114

HONDA	DENSO
36531-P5K-003	DOX-0109
36531-PCA-014	DOX-0109
36531-PL2-013	DOX-0125
36532-P8C-A21	DOX-0109
36532-PAA-A02	DOX-0109
36532-PBY-003	DOX-0113
36542-PR7-J51	DOX-0109

IVECO	DENSO
504083015	DOX-0150

KIA	DENSO
OK08B18861B	DOX-0117
OK2AA18861	DOX-0117

LANCIA	DENSO
46521170	DOX-0119

MAZDA	DENSO
AJ5518861	DOX-0113
B6KP18861A	DOX-0125
BP4W18861B	DOX-0109
C20118861	DOX-0119
FS8A18861	DOX-0121
K80518861A	DOX-0109
N3H318861B	DOX-0109

MERCEDES-BENZ	DENSO
0005407417	DOX-0117
0015405117	DOX-0150
0015408717	DOX-0150
0025400117	DOX-0150
A0005404017	DOX-0120
A0005405817	DOX-0120
A0005407417	DOX-0117
A0005407517	DOX-0117
A0015400517	DOX-0150
A0015402117	DOX-0114
A0015409117	DOX-0150
A0025400817	DOX-0150
A0025405617	DOX-0150
A0045420718	DOX-0150
A0065423918	DOX-0150

MITSUBISHI	DENSO
1588A126	DOX-0109
1588A144	DOX-0113
1588A309	DOX-0113
MD110492	DOX-0125
MD119609	DOX-0125
MD128262	DOX-0125

# Lambda Sensors

## Cross Reference Chart - Universal fit

MITSUBISHI	DENSO
MD160578	DOX-0123
MD177969	DOX-0109
MD181398	DOX-0109
MD182691	DOX-0119
MD183145	DOX-0109
MD186391	DOX-0109
MD197852	DOX-0114
MD300080	DOX-0109
MD313045	DOX-0123
MN153038	DOX-0109
MR507031	DOX-0109
MR507138	DOX-0109
MR514342	DOX-0109
MR514490	DOX-0109

FIAT	DENSO
46552313	DOX-0121
46762182	DOX-0150
7619303	DOX-0115

FORD	DENSO
1088851	DOX-0150

HONDA	DENSO
36531-P3Y-G01	DOX-0125
36533-PNB-G00	DOX-0119

HYUNDAI	DENSO
3921002500	DOX-0125
3921022015	DOX-0116

LADA	DENSO
2112385001030	DOX-0150

MAZDA	DENSO
BP6M1886ZA	DOX-0109
L34318861A	DOX-0109
Z60118861A	DOX-0113
ZL2718861A	DOX-0121

MERCEDES-BENZ	DENSO
0005409017	DOX-0117
0015407117	DOX-0150
0015408517	DOX-0150
0025400817	DOX-0150
A0005403917	DOX-0120
A0005406217	DOX-0114
A0015400717	DOX-0150
A0015407317	DOX-0150
A0095424117	DOX-0116

MITSUBISHI	DENSO
1588A081	DOX-0113
1588A192	DOX-0150
MD127426	DOX-0125
MD176245	DOX-0123
MD184939	DOX-0109
MD191862	DOX-0125
MD339640	DOX-0109
MD342689	DOX-0109
MD351752	DOX-0114
MD369610	DOX-0109
MN158670	DOX-0113
MN158918	DOX-0113

NISSAN	DENSO
22690-40F00	DOX-0125
22690-81N00	DOX-0125
22690-AU000	DOX-0150
226A0-1F701	DOX-0114

OPEL	DENSO
25165313	DOX-0119

OPEL	DENSO
855235	DOX-0150
855341	DOX-0117
855361	DOX-0119

FORD	DENSO
6196227	DOX-0115
6G91-9G444-AA	DOX-0150

HONDA	DENSO
36531-PJ0-L02	DOX-0125
36531-PW0-G02	DOX-0125
36532-PL2-013	DOX-0125

HYUNDAI	DENSO
3921002610	DOX-0150

KIA	DENSO
KK34818861	DOX-0125

MAZDA	DENSO
AJ5218861A	DOX-0109
BP6F18861B	DOX-0113
BPE118861A	DOX-0109
L3E118861	DOX-0121
LF1718861C	DOX-0119
Z33618861A	DOX-0119

MERCEDES-BENZ	DENSO
0005406117	DOX-0114
0015407917	DOX-0150
A0015401117	DOX-0117

MITSUBISHI	DENSO
1588A005	DOX-0150
1588A063	DOX-0109
MD108934	DOX-0125
MD147878	DOX-0123
MD186990	DOX-0109
MD186992	DOX-0109
MD194702	DOX-0123
MD305144	DOX-0109
MD314060	DOX-0109
MN153156	DOX-0109
MN183469	DOX-0113
MR507380	DOX-0109
MR578494	DOX-0109

HONDA	DENSO
36531-PM5-A01	DOX-0125
36531-PW0-G01	DOX-0125

KIA	DENSO
3921002640	DOX-0150

MAZDA	DENSO
BP3C18861	DOX-0109
BPD318861A	DOX-0109
FP4718861B	DOX-0119
ZM0318861A	DOX-0113

MERCEDES-BENZ	DENSO
0015400817	DOX-0117
0015407317	DOX-0150
0015408917	DOX-0150
0015409417	DOX-0150
A0005406417	DOX-0120
A0015406017	DOX-0150
A0015408717	DOX-0150

MG	DENSO
MHK10006	DOX-0120

MITSUBISHI	DENSO
1588A021	DOX-0109

MITSUBISHI	DENSO
1588A195	DOX-0150
MD185334	DOX-0109
MD192072	DOX-0109
MD305147	DOX-0109
MN153009	DOX-0109
MR420649	DOX-0109
MR507749	DOX-0113
MR507752	DOX-0109

NISSAN	DENSO
22630-4A00C	DOX-0150
22690-19B10	DOX-0125
22690-2F010	DOX-0116
226A0-8J001	DOX-0119

OPEL	DENSO
4709344	DOX-0150
855321	DOX-0125

MAZDA	DENSO
B31R18861A	DOX-0116
FEH118861	DOX-0125
GY0518861A	DOX-0109

MERCEDES-BENZ	DENSO
0015409517	DOX-0150
0025400617	DOX-0150
A0005407617	DOX-0117
A0015407917	DOX-0150

MITSUBISHI	DENSO
1588A013	DOX-0109
MD136310	DOX-0109
MD148738	DOX-0123
MD150609	DOX-0123
MD176183	DOX-0123
MD186991	DOX-0109
MD312083	DOX-0109
MD313819	DOX-0109
MD338847	DOX-0109
MD348512	DOX-0109
MD369189	DOX-0113
MN153037	DOX-0109
MN158773	DOX-0109

NISSAN	DENSO
22690-1N001	DOX-0116
22690-8J001	DOX-0121
22690-AX000	DOX-0121
226A0-1F725	DOX-0114
226A0-7S001	DOX-0150
B2690-8J001	DOX-0121

OPEL	DENSO
12663317	DOX-0150
855345	DOX-0114
855353	DOX-0114
855355	DOX-0150
855362	DOX-0150
855382	DOX-0109
855386	DOX-0150
855395	DOX-0109
855406	DOX-0150
855414	DOX-0150
855436	DOX-0150
855523	DOX-0114
90543281	DOX-0117
91160174	DOX-0150
93185493	DOX-0119

RENAULT	DENSO
7700107438	DOX-0114
8200590431	DOX-0150

RENAULT	DENSO
8200760489	DOX-0150
8200830903	DOX-0150

ROVER	DENSO
MHK10023	DOX-0125

MAZDA	DENSO
B6B118861	DOX-0125

MERCEDES-BENZ	DENSO
0005409117	DOX-0117
0095424117	DOX-0116

MITSUBISHI	DENSO
MD126177	DOX-0125
MD166841	DOX-0123
MD194705	DOX-0109
MD305146	DOX-0109
MD338845	DOX-0109
MR560331	DOX-0113

NISSAN	DENSO
226A0-7J600	DOX-0120
226A0-AX000	DOX-0120

OPEL	DENSO
12569391	DOX-0109
12574574	DOX-0109
4300009	DOX-0125
855325	DOX-0115
855351	DOX-0150
855378	DOX-0150
855389	DOX-0119
855422	DOX-0150
855528	DOX-0150
9202575	DOX-0119

RENAULT	DENSO
7700109844	DOX-0150

ROVER	DENSO
MHK100840	DOX-0150

SAAB	DENSO
4570909	DOX-0150
4571477	DOX-0150

SEAT	DENSO
030906262A	DOX-0150
030906265BH	DOX-0114
030906265K	DOX-0116
032906265	DOX-0117
032906265C	DOX-0117
03D906265	DOX-0121
058906265C	DOX-0150
06A906262AG	DOX-0150
06A906262AH	DOX-0150
06A906262C	DOX-0150
06A906265AP	DOX-0117
06A906265N	DOX-0150
06B906265A	DOX-0119
06C906265A	DOX-0150

MITSUBISHI	DENSO
1588A011	DOX-0113
MD331050	DOX-0109
MN183468	DOX-0113

NISSAN	DENSO
22690-1F700	DOX-0114
22690-1F701	DOX-0114
226A0-AU011	DOX-0119

OPEL	DENSO
12597989	DOX-0114

OPEL	DENSO
25162753	DOX-0125
855252	DOX-0150
855268	DOX-0150
855302	DOX-0115
855314	DOX-0125
855387	DOX-0150
855388	DOX-0150
855396	DOX-0150
855404	DOX-0150
855405	DOX-0150
855510	DOX-0150

RENAULT	DENSO
6001549007	DOX-0121
7700274190	DOX-0121
7700746375	DOX-0116
7700860246	DOX-0123
7700861016	DOX-0125
7700871544	DOX-0114
8200024503	DOX-0116
8200650085	DOX-0150

SAAB	DENSO
55353148	DOX-0150

SEAT	DENSO
021906265C	DOX-0120
022906262AF	DOX-0150
022906262AH	DOX-0150
022906262BQ	DOX-0150
022906262CF	DOX-0150
022906262F	DOX-0150
022906262K	DOX-0150
023906262	DOX-0150

MITSUBISHI	DENSO
MD117240	DOX-0125
MD126181	DOX-0125
MD127062	DOX-0125
MD148329	DOX-0125
MD171047	DOX-0123
MD178294	DOX-0123
MD189007	DOX-0109
MD198841	DOX-0123
MR507751	DOX-0109

NISSAN	DENSO
22690-3J410	DOX-0116

OPEL	DENSO
13103981	DOX-0150
24403182	DOX-0150
25163613	DOX-0125
4408954	DOX-0150
855337	DOX-0115
855385	DOX-0150
855402	DOX-0150
855417	DOX-0150
855462	DOX-0150
855515	DOX-0150

RENAULT	DENSO
7700107433	DOX-0150
7700107434	DOX-0114
7700864987	DOX-0116
7700872878	DOX-0116
8200036545	DOX-0150
8200052063	DOX-0121

ROVER	DENSO
MHK100960	DOX-0125
MHK101086	DOX-0150

SAAB	DENSO
4662359	DOX-0117

SAAB	DENSO
55353149	DOX-0150

SEAT	DENSO
021906265AC	DOX-0117
021906265AG	DOX-0117
021906265BD	DOX-0118
022906262BG	DOX-0150
022906262BT	DOX-0150
022906262CE	DOX-0150
030906262N	DOX-0150
032906265F	DOX-0117
036906262F	DOX-0119
036906262H	DOX-0150
036906265H	DOX-0119
037906265	DOX-0115
06A906262BB	DOX-0150

MITSUBISHI	DENSO
MD073036	DOX-0125
MD073175	DOX-0125
MD119210	DOX-0125
MD129183	DOX-0123
MD163530	DOX-0123
MD173005	DOX-0123
MD191064	DOX-0123
MD194704	DOX-0123
MD312465	DOX-0123
MD319021	DOX-0123
MD326168	DOX-0123

NISSAN	DENSO
22690-06F00	DOX-0125
22690-8U300	DOX-0150
226A0-EA200	DOX-0150

OPEL	DENSO
12567680	DOX-0109
12567681	DOX-0109
855372	DOX-0109
855401	DOX-0150
90541930	DOX-0115
D96253546	DOX-0123
D96335926	DOX-0123

RENAULT	DENSO
7700108027	DOX-0150
7700854506	DOX-0116
8200196260	DOX-0150
8200771294	DOX-0150

SEAT	DENSO
021906265AE	DOX-0117
021906265N	DOX-0118
022906262AG	DOX-0150
030906262C	DOX-0119
03E906262B	DOX-0121
06A906262BS	DOX-0119
06A906262EA	DOX-0150
06A906262ED	DOX-0150
06A906262P	DOX-0150
06A906265R	DOX-0150
06B906265E	DOX-0119
06D906265	DOX-0150
06F906262AE	DOX-0150
06F906265	DOX-0150
077906262C	DOX-0150

NISSAN	DENSO
22690-2A010	DOX-0121
22690-73C01	DOX-0116
226A0-5M300	DOX-0120

OPEL	DENSO
25164596	DOX-0125

OPEL	DENSO
855307	DOX-0115
855356	DOX-0119
855366	DOX-0114
855429	DOX-0150
855456	DOX-0150
855483	DOX-0150
855516	DOX-0150
9118698	DOX-0114
9158718	DOX-0119
96335926	DOX-0123
97018586	DOX-0125

ROVER	DENSO
MHK10021	DOX-0120

SEAT	DENSO
021906262C	DOX-0150
021906265AB	DOX-0118
022906262BJ	DOX-0150
022906265C	DOX-0150
030906265	DOX-0116
036906262AA	DOX-0119
037906265AD	DOX-0118
03D906265C	DOX-0121
06A906262AM	DOX-0150
06A906262AQ	DOX-0150
06A906262BL	DOX-0150
06A906265F	DOX-0117
06C906265M	DOX-0150
06E906265E	DOX-0119
06F906262E	DOX-0150
06J906262K	DOX-0150
077906265AD	DOX-0150
077906265J	DOX-0150
1K0998262Q	DOX-0150
1K0998262R	DOX-0150

SKODA	DENSO
021906262C	DOX-0150
021906265C	DOX-0120
022906262AH	DOX-0150
022906262BH	DOX-0150
022906262CE	DOX-0150
022906262F	DOX-0150
022906265C	DOX-0150
030906265AA	DOX-0116

NISSAN	DENSO
22690-00QAA	DOX-0150
22690-17B00	DOX-0125
22690-9F601	DOX-0115
226A0-8U300	DOX-0150

OPEL	DENSO
25105107	DOX-0125
25106073	DOX-0125
855305	DOX-0125
855306	DOX-0115
855315	DOX-0125
855322	DOX-0115
855359	DOX-0150
855360	DOX-0114
96253546	DOX-0123
D96335925	DOX-0125

RENAULT	DENSO
7700101345	DOX-0115
7700854148	DOX-0116
7700870318	DOX-0116
8200036544	DOX-0150

SEAT	DENSO
021906265AK	DOX-0117

SEAT	DENSO
022906262S	DOX-0150
022906265B	DOX-0150
030906262L	DOX-0150
030906265AD	DOX-0117
030906265N	DOX-0115
03D906265A	DOX-0119
06A906262AL	DOX-0150
06A906262BG	DOX-0150
06A906262Q	DOX-0150
06F906262S	DOX-0150
077906265AA	DOX-0150
077906265AF	DOX-0150
077906265R	DOX-0150
077906265T	DOX-0150
07C906262M	DOX-0150
1K0998262C	DOX-0150
6A906262CM	DOX-0150

SKODA	DENSO
021906265AE	DOX-0117
021906265AG	DOX-0117
022906262S	DOX-0150
030906262A	DOX-0150
030906265BH	DOX-0114
030906265C	DOX-0115
030906265K	DOX-0116
03C906262	DOX-0119
047906265B	DOX-0150
06A906262AK	DOX-0150
06A906262AL	DOX-0150
06A906262BG	DOX-0150
06A906262BL	DOX-0150
06A906262BS	DOX-0119
06A906262P	DOX-0150
06A906265E	DOX-0117
06B906265E	DOX-0119
06C906265C	DOX-0150
06D906265	DOX-0150
06F906262E	DOX-0150
06F906262P	DOX-0150
077906262B	DOX-0150
077906265J	DOX-0150
078906265AA	DOX-0150

NISSAN	DENSO
22690-4E811	DOX-0125
22690-99B00	DOX-0115
226A0-7J601	DOX-0120

OPEL	DENSO
25133391	DOX-0125
855329	DOX-0125
855333	DOX-0125
855371	DOX-0109
855375	DOX-0114
855390	DOX-0114
855426	DOX-0119
96507986	DOX-0119

RENAULT	DENSO
8200551743	DOX-0150
8200632571	DOX-0150

ROVER	DENSO
MHK10004	DOX-0120

SAAB	DENSO
4570917	DOX-0150
4660445	DOX-0117

SEAT	DENSO
021906265A	DOX-0118
022906262BH	DOX-0150

SEAT	DENSO
030906265CB	DOX-0114
034906265F	DOX-0115
037906265B	DOX-0116
037906265G	DOX-0116
058906265B	DOX-0150
06A906262AJ	DOX-0150
06A906262AK	DOX-0150
06A906262DQ	DOX-0150
06B906265B	DOX-0121
06F906262D	DOX-0150
06H906262A	DOX-0150
077906265H	DOX-0150
078906265AA	DOX-0150
078906265B	DOX-0115
079906265	DOX-0150
07C906262J	DOX-0150
07D906262A	DOX-0150
07D906262E	DOX-0150
1K0998262S	DOX-0150
1K0998262T	DOX-0150
330906265	DOX-0118
6U0906265D	DOX-0117

SKODA	DENSO
021906265A	DOX-0118
021906265AB	DOX-0118
032906265	DOX-0117
053906265	DOX-0115
058906265C	DOX-0150
06A906262BB	DOX-0150
06A906265H	DOX-0117
06C906265A	DOX-0150
06F906262AE	DOX-0150
06F906262S	DOX-0150
06F906265	DOX-0150

NISSAN	DENSO
22690-07G00	DOX-0125
22690-1N000	DOX-0116
22690-76J00	DOX-0116
22690-9F600	DOX-0115

OPEL	DENSO
855338	DOX-0115
855524	DOX-0114
855527	DOX-0150

RENAULT	DENSO
8933002455	DOX-0125

SAAB	DENSO
12799169	DOX-0150

SEAT	DENSO
023906265D	DOX-0118
030906265J	DOX-0115
030906265Q	DOX-0115
036906262D	DOX-0119
06A906262CN	DOX-0150
06A906265P	DOX-0117
06C906265L	DOX-0150
06E906265D	DOX-0119
077906265AE	DOX-0150
078906265N	DOX-0150
079906262H	DOX-0150
079906265E	DOX-0150
07C906262H	DOX-0150
07C906262S	DOX-0150
1K0998262	DOX-0150
1K0998262AB	DOX-0150
6U0906265C	DOX-0117

SKODA	DENSO
022906262BG	DOX-0150

SKODA	DENSO
022906262BJ	DOX-0150
022906262BT	DOX-0150
058906265B	DOX-0150
06A906262AC	DOX-0150
06A906262AG	DOX-0150
06A906262AJ	DOX-0150
06A906262CN	DOX-0150
06A906265F	DOX-0117
077906265AE	DOX-0150
077906265AF	DOX-0150
077906265H	DOX-0150
077906265L	DOX-0150
077906265T	DOX-0150
078906265N	DOX-0150
078906265R	DOX-0150
07C906262AG	DOX-0150

NISSAN	DENSO
22690-73C00	DOX-0116
22690-F5300	DOX-0125

OPEL	DENSO
855332	DOX-0125
9202621	DOX-0150
96335925	DOX-0125

RENAULT	DENSO
7700273273	DOX-0116
8200940054	DOX-0150

SEAT	DENSO
021906265AQ	DOX-0117
022906262L	DOX-0150
036906262M	DOX-0119
06A906265AM	DOX-0117
06A906265H	DOX-0117
06C906265	DOX-0150
078906265T	DOX-0150
079906262G	DOX-0150
079906265F	DOX-0150
07C906262AR	DOX-0150
07C906262P	DOX-0150
07L906265G	DOX-0150
6K0906262A	DOX-0119

SKODA	DENSO
021906265AQ	DOX-0117
021906265BD	DOX-0118
022906262CF	DOX-0150
023906262	DOX-0150
036906262M	DOX-0119
036906262P	DOX-0150
06A906262AH	DOX-0150
06A906262BA	DOX-0150
06A906262C	DOX-0150
06A906262F	DOX-0150
06A906262Q	DOX-0150
06A906265P	DOX-0117
06B906265A	DOX-0119
06C906265	DOX-0150
06C906265L	DOX-0150
06H906262A	DOX-0150
06J906262K	DOX-0150

RENAULT	DENSO
7700273715	DOX-0116
7700854136	DOX-0125

SEAT	DENSO
030906262	DOX-0150
030906262F	DOX-0119
030906265C	DOX-0115
036906262P	DOX-0150

SEAT	DENSO
036906262Q	DOX-0119
03C906262	DOX-0119
053906265	DOX-0115
06A906262AR	DOX-0150
06A906262F	DOX-0150
06A906265M	DOX-0150
06C906265C	DOX-0150
06J906262A	DOX-0150
077906265K	DOX-0150
077906265L	DOX-0150
078906265P	DOX-0150
1K0998262AC	DOX-0150

SKODA	DENSO
030906265AD	DOX-0117
030906265N	DOX-0115
036906262F	DOX-0119
036906262Q	DOX-0119
06A906262AM	DOX-0150
06A906265N	DOX-0150
06E906265E	DOX-0119
077906262G	DOX-0150
079906262H	DOX-0150
07C906262AE	DOX-0150
07C906262S	DOX-0150
07D906262B	DOX-0150
1K0998262	DOX-0150

SMART	DENSO
1355420118	DOX-0150

SUBARU	DENSO
22690AA850	DOX-0113

SUZUKI	DENSO
18213-50G10	DOX-0109
18213-56K00	DOX-0113
18213-58B20	DOX-0109
18213-58B21	DOX-0109
18213-60J00	DOX-0109
18213-64F00	DOX-0119
18213-65D01	DOX-0109
18213-67D10	DOX-0119
18213-67D50	DOX-0119
18213-79GA2	DOX-0109
18213-86G01	DOX-0113
18213-M68KB0	DOX-0150

TOYOTA	DENSO
89465-01110	DOX-0109
89465-02230	DOX-0109
89465-04290	DOX-0109
89465-04300	DOX-0109
89465-04320	DOX-0109
89465-04360	DOX-0109
89465-05040	DOX-0109
89465-05060	DOX-0109
89465-05110	DOX-0109
89465-06140	DOX-0109
89465-06180	DOX-0109
89465-06230	DOX-0109
89465-06250	DOX-0109
89465-0C140	DOX-0109
89465-0C180	DOX-0109
89465-0D030	DOX-0109
89465-0D120	DOX-0109
89465-0D200	DOX-0109
89465-0E070	DOX-0109
89465-0G040	DOX-0109
89465-0K020	DOX-0109
89465-0N040	DOX-0109
89465-12360	DOX-0125
89465-12400	DOX-0109

TOYOTA	DENSO
89465-12580	DOX-0109
89465-12680	DOX-0109
89465-12710	DOX-0106
89465-12770	DOX-0109
89465-13030	DOX-0106
89465-16080	DOX-0109
89465-17180	DOX-0109
89465-17201	DOX-0109
89465-20420	DOX-0123
89465-20510	DOX-0109
89465-20870	DOX-0109
89465-20880	DOX-0109
89465-20A10	DOX-0109
89465-22250	DOX-0109
89465-24200	DOX-0109
89465-26110	DOX-0106
89465-28250	DOX-0109
89465-28280	DOX-0109
89465-28320	DOX-0109
89465-28380	DOX-0109
89465-29295	DOX-0101
89465-29375	DOX-0101
89465-29575	DOX-0102
89465-29715	DOX-0110
89465-29765	DOX-0101
89465-29825	DOX-0110
89465-30380	DOX-0109
89465-30440	DOX-0109
89465-30480	DOX-0109
89465-30530	DOX-0109
89465-30570	DOX-0109
89465-30760	DOX-0109
89465-30830	DOX-0109
89465-30840	DOX-0109
89465-30A00	DOX-0109
89465-33080	DOX-0109
89465-33120	DOX-0109
89465-33180	DOX-0109
89465-33240	DOX-0109
89465-33350	DOX-0109
89465-33390	DOX-0109
89465-35580	DOX-0109
89465-35600	DOX-0109
89465-35680	DOX-0109
89465-36030	DOX-0109
89465-36050	DOX-0109
89465-39195	DOX-0101
89465-39226	DOX-0101
89465-39305	DOX-0101
89465-39446	DOX-0101
89465-39825	DOX-0110
89465-39835	DOX-0110
89465-40050	DOX-0109
89465-40160	DOX-0109
89465-40170	DOX-0109
89465-42080	DOX-0109
89465-42160	DOX-0109
89465-42190	DOX-0109
89465-43040	DOX-0109
89465-43060	DOX-0109
89465-43110	DOX-0109
89465-48110	DOX-0109
89465-48210	DOX-0109
89465-50130	DOX-0109
89465-50180	DOX-0106
89465-50190	DOX-0106
89465-52060	DOX-0109
89465-52110	DOX-0109
89465-52220	DOX-0109
89465-52450	DOX-0109
89465-52580	DOX-0109
89465-53090	DOX-0109
89465-53110	DOX-0109

# Lambda Sensors

## Cross Reference Chart - Universal fit

TOYOTA	DENSO
89465-53140	DOX-0109
89465-53230	DOX-0109
89465-58020	DOX-0109
89465-58080	DOX-0109
89465-58100	DOX-0106

OPEL	DENSO
90509274	DOX-0115
96377500	DOX-0123

RENAULT	DENSO
7700867295	DOX-0116

SEAT	DENSO
030906265F	DOX-0116
048906265	DOX-0116
06A906262BA	DOX-0150
077906262G	DOX-0150
07C906262AE	DOX-0150
07C906262AG	DOX-0150
07D906262B	DOX-0150
1K0998262A	DOX-0150
1K0998262E	DOX-0150
6U0906265B	DOX-0118

SKODA	DENSO
021906265AC	DOX-0117
021906265N	DOX-0118
022906262AG	DOX-0150
022906262BQ	DOX-0150
023906265D	DOX-0118
030906262C	DOX-0119
036906262D	DOX-0119
06A906262EA	DOX-0150
06A906265AM	DOX-0117
06A906265AP	DOX-0117
06J906262A	DOX-0150
077906265K	DOX-0150
077906265R	DOX-0150
079906265	DOX-0150
07C906262AR	DOX-0150
07C906262M	DOX-0150
1K0998262E	DOX-0150
6U0906265D	DOX-0117

SUZUKI	DENSO
18213-50G01	DOX-0109
18213-54D01	DOX-0113
18213-54LB0	DOX-0150
18213-55K00	DOX-0113
18213-62J12	DOX-0109
18213-65G00	DOX-0121
18213-65J10	DOX-0113
18213-80G21	DOX-0109

TOYOTA	DENSO
89465-02050	DOX-0114
89465-02080	DOX-0109
89465-02250	DOX-0109
89465-05120	DOX-0109
89465-06100	DOX-0109
89465-06110	DOX-0109
89465-07080	DOX-0109
89465-08060	DOX-0109
89465-08090	DOX-0109
89465-0D050	DOX-0150
89465-0D130	DOX-0150
89465-0E010	DOX-0109
89465-0E030	DOX-0109
89465-0G100	DOX-0109
89465-0K040	DOX-0109
89465-0K110	DOX-0109
89465-0M010	DOX-0109

TOYOTA	DENSO
89465-0R020	DOX-0109
89465-12430	DOX-0125
89465-12510	DOX-0109
89465-12550	DOX-0109
89465-12560	DOX-0111
89465-12690	DOX-0109
89465-12700	DOX-0109
89465-12760	DOX-0109
89465-14200	DOX-0109
89465-20450	DOX-0109
89465-20590	DOX-0109
89465-20630	DOX-0109
89465-20710	DOX-0109
89465-20720	DOX-0109
89465-20860	DOX-0109
89465-24170	DOX-0109
89465-24220	DOX-0109
89465-25030	DOX-0109
89465-26140	DOX-0109
89465-28230	DOX-0109
89465-28350	DOX-0109
89465-28440	DOX-0109
89465-28450	DOX-0109
89465-29675	DOX-0110
89465-30740	DOX-0109
89465-30770	DOX-0109
89465-30780	DOX-0109
89465-30800	DOX-0109
89465-30880	DOX-0109
89465-33260	DOX-0109
89465-33270	DOX-0109
89465-33340	DOX-0109
89465-35560	DOX-0109
89465-35610	DOX-0109
89465-35660	DOX-0109
89465-35710	DOX-0106
89465-36040	DOX-0109
89465-39355	DOX-0101
89465-39485	DOX-0101
89465-40090	DOX-0109
89465-41040	DOX-0109
89465-41050	DOX-0109
89465-42050	DOX-0109
89465-42090	DOX-0109
89465-42140	DOX-0109
89465-42150	DOX-0109
89465-43160	DOX-0109
89465-44060	DOX-0109
89465-44110	DOX-0109
89465-44140	DOX-0109
89465-47080	DOX-0109
89465-48060	DOX-0109
89465-50040	DOX-0109
89465-52180	DOX-0109
89465-52340	DOX-0109
89465-53030	DOX-0109
89465-53120	DOX-0109
89465-53160	DOX-0109
89465-60260	DOX-0109
89465-60320	DOX-0109
89465-60440	DOX-0109
89465-63010	DOX-0109
89465-68070	DOX-0109
89465-68080	DOX-0109
89465-69035	DOX-0101
89465-69045	DOX-0101
89465-80035	DOX-0110

SEAT	DENSO
077906262B	DOX-0150
078906265R	DOX-0150
07C906262A	DOX-0150
07L906265F	DOX-0150

SEAT	DENSO
07L906265H	DOX-0150
1K0998262B	DOX-0150

SKODA	DENSO
021906265AK	DOX-0117
022906262L	DOX-0150
022906265B	DOX-0150
030906262N	DOX-0150
030906265F	DOX-0116
030906265Q	DOX-0115
032906265F	DOX-0117
036906262AA	DOX-0119
037906265AD	DOX-0118
03D906265	DOX-0121
06A906262DQ	DOX-0150
06A906262ED	DOX-0150
06C906265M	DOX-0150
07C906262J	DOX-0150
1K0998262A	DOX-0150
1K0998262C	DOX-0150
1K0998262R	DOX-0150
330906265	DOX-0118

SUBARU	DENSO
22690KA100	DOX-0125
22690KA140	DOX-0125

SUZUKI	DENSO
18213-62J01	DOX-0113
18213-62J10	DOX-0109
18213-63J12	DOX-0109
18213-65D72	DOX-0113
18213-77JA0	DOX-0113
18213-79J01	DOX-0113
18213-80C01	DOX-0109
18213-81K00	DOX-0113

TOYOTA	DENSO
89465-02200	DOX-0109
89465-02210	DOX-0109
89465-02290	DOX-0109
89465-02300	DOX-0109
89465-05030	DOX-0109
89465-05070	DOX-0109
89465-07020	DOX-0109
89465-07040	DOX-0109
89465-0D010	DOX-0150
89465-0D060	DOX-0150
89465-0D080	DOX-0106
89465-0D170	DOX-0109
89465-0D180	DOX-0109
89465-0E020	DOX-0109
89465-0E050	DOX-0109
89465-0E060	DOX-0109
89465-0G080	DOX-0109
89465-0K130	DOX-0109
89465-0N020	DOX-0109
89465-0T010	DOX-0109
89465-12750	DOX-0106
89465-14120	DOX-0109
89465-16050	DOX-0109
89465-19295	DOX-0108
89465-19755	DOX-0110
89465-20600	DOX-0109
89465-20660	DOX-0109
89465-20740	DOX-0109
89465-20750	DOX-0109
89465-20790	DOX-0109
89465-20840	DOX-0109
89465-20A00	DOX-0109
89465-24090	DOX-0109
89465-24160	DOX-0109
89465-26100	DOX-0109

TOYOTA	DENSO
89465-28240	DOX-0109
89465-28270	DOX-0106
89465-28340	DOX-0109
89465-28360	DOX-0109
89465-28420	DOX-0109
89465-29545	DOX-0101
89465-30390	DOX-0109
89465-30420	DOX-0109
89465-30580	DOX-0109
89465-30620	DOX-0109
89465-30630	DOX-0109
89465-30640	DOX-0109
89465-30720	DOX-0106
89465-30A20	DOX-0109
89465-30A40	DOX-0109
89465-32160	DOX-0109
89465-33160	DOX-0109
89465-33331	DOX-0109
89465-33440	DOX-0109
89465-35670	DOX-0109
89465-36060	DOX-0109
89465-37140	DOX-0109
89465-37150	DOX-0109
89465-38040	DOX-0109
89465-39855	DOX-0110
89465-43100	DOX-0109
89465-43120	DOX-0109
89465-44010	DOX-0109
89465-47050	DOX-0109
89465-48070	DOX-0109
89465-48280	DOX-0109
89465-49045	DOX-0110
89465-49065	DOX-0110
89465-50090	DOX-0109
89465-50120	DOX-0109
89465-50170	DOX-0109
89465-52030	DOX-0109
89465-52070	DOX-0109
89465-52120	DOX-0109
89465-52400	DOX-0109
89465-52430	DOX-0109
89465-52500	DOX-0109
89465-53010	DOX-0109
89465-53050	DOX-0109
89465-53170	DOX-0109
89465-53180	DOX-0109
89465-53200	DOX-0109
89465-60200	DOX-0109
89465-60220	DOX-0106
89465-60410	DOX-0109
89465-63020	DOX-0109
89465-63030	DOX-0109
89465-68060	DOX-0109
89465-75010	DOX-0109
89465-80009	DOX-0110

VAUXHALL	DENSO
12571768	DOX-0150

SEAT	DENSO
06A906265E	DOX-0117
06F906262P	DOX-0150
079906265A	DOX-0150
07C906262AH	DOX-0150
07C906262T	DOX-0150

SKODA	DENSO
022906262AF	DOX-0150
022906262K	DOX-0150
030906265CB	DOX-0114
030906265J	DOX-0115
032906265C	DOX-0117



# Lambda Sensors

## Cross Reference Chart - Universal fit

SKODA	DENSO
037906265	DOX-0115
03D906265C	DOX-0121
06A906265M	DOX-0150
06B906265B	DOX-0121
06E906265D	DOX-0119
077906262C	DOX-0150
078906265B	DOX-0115
078906265P	DOX-0150
07C906262P	DOX-0150
1K0998262B	DOX-0150
1K0998262T	DOX-0150
6U0906265C	DOX-0117

SUZUKI	DENSO
18213-60B00	DOX-0125
18213-65D31	DOX-0119
18213-67D30	DOX-0121
18213-76J01	DOX-0113
18213-77E00	DOX-0119
18213-83E11	DOX-0109

TOYOTA	DENSO
89465-02090	DOX-0109
89465-02110	DOX-0109
89465-02150	DOX-0106
89465-02171	DOX-0109
89465-02240	DOX-0109
89465-02270	DOX-0150
89465-02370	DOX-0109
89465-04270	DOX-0109
89465-04280	DOX-0109
89465-04350	DOX-0109
89465-06210	DOX-0109
89465-07050	DOX-0109

TOYOTA	DENSO
89465-08040	DOX-0109
89465-08070	DOX-0109
89465-08080	DOX-0109
89465-0C170	DOX-0109
89465-0G060	DOX-0109
89465-0H020	DOX-0150
89465-0K080	DOX-0109
89465-0K160	DOX-0109
89465-10070	DOX-0109
89465-12620	DOX-0109
89465-12640	DOX-0109
89465-12740	DOX-0106
89465-12810	DOX-0109
89465-17200	DOX-0109
89465-19275	DOX-0107

TOYOTA	DENSO
89465-19305	DOX-0101
89465-19385	DOX-0108
89465-19575	DOX-0108
89465-19605	DOX-0110
89465-20760	DOX-0109
89465-21020	DOX-0109
89465-21030	DOX-0109
89465-22260	DOX-0109
89465-22270	DOX-0109
89465-26130	DOX-0109
89465-28330	DOX-0109
89465-28430	DOX-0109
89465-28460	DOX-0109
89465-29365	DOX-0101
89465-29565	DOX-0101
89465-30250	DOX-0109
89465-30290	DOX-0109

TOYOTA	DENSO
89465-30310	DOX-0109
89465-30370	DOX-0109
89465-30410	DOX-0109
89465-30470	DOX-0109
89465-30560	DOX-0109
89465-30610	DOX-0109
89465-30680	DOX-0109

TOYOTA	DENSO
89465-30A30	DOX-0109
89465-33030	DOX-0109
89465-33170	DOX-0109
89465-33250	DOX-0109
89465-33290	DOX-0109
89465-33300	DOX-0109
89465-33330	DOX-0109
89465-34130	DOX-0109
89465-34140	DOX-0109
89465-34150	DOX-0109
89465-35570	DOX-0109
89465-40060	DOX-0109
89465-40110	DOX-0109
89465-40130	DOX-0109
89465-42040	DOX-0110
89465-42100	DOX-0109
89465-42220	DOX-0109
89465-44020	DOX-0109
89465-46010	DOX-0132
89465-47010	DOX-0109
89465-48010	DOX-0110

TOYOTA	DENSO
89465-48160	DOX-0106
89465-50210	DOX-0109
89465-50230	DOX-0109
89465-52050	DOX-0109
89465-58030	DOX-0109
89465-58130	DOX-0109
89465-60300	DOX-0109
89465-68010	DOX-0109
89465-68030	DOX-0109
89465-68040	DOX-0109
89465-69085	DOX-0110
89465-80011	DOX-0110

TOYOTA	DENSO
89465-01100	DOX-0109
89465-02070	DOX-0150
89465-02100	DOX-0109
89465-02130	DOX-0109
89465-02180	DOX-0150
89465-02220	DOX-0109
89465-02310	DOX-0106
89465-05190	DOX-0109
89465-06070	DOX-0109
89465-06150	DOX-0109
89465-06160	DOX-0109
89465-07030	DOX-0109
89465-07060	DOX-0109
89465-08010	DOX-0109
89465-08051	DOX-0109
89465-08100	DOX-0109
89465-0C160	DOX-0109
89465-0D070	DOX-0109
89465-0G010	DOX-0109
89465-0G020	DOX-0109
89465-0H010	DOX-0150
89465-0K060	DOX-0109
89465-0N030	DOX-0109
89465-0P010	DOX-0109
89465-0Q010	DOX-0109
89465-12490	DOX-0109
89465-12540	DOX-0109
89465-12600	DOX-0109
89465-12840	DOX-0109
89465-19485	DOX-0102
89465-19685	DOX-0111
89465-20430	DOX-0109
89465-20550	DOX-0109
89465-20560	DOX-0109
89465-20780	DOX-0106
89465-20820	DOX-0106
89465-22300	DOX-0106
89465-25040	DOX-0106
89465-26120	DOX-0106
89465-29285	DOX-0101
89465-29316	DOX-0107
89465-30180	DOX-0109
89465-30340	DOX-0109
89465-30350	DOX-0109
89465-30850	DOX-0109
89465-30860	DOX-0109
89465-30870	DOX-0109
89465-33210	DOX-0109
89465-33360	DOX-0109
89465-33420	DOX-0109

VAUXHALL	DENSO
9199470	DOX-0150
9201421	DOX-0150
93186115	DOX-0150

VOLKSWAGEN	DENSO
021906265A	DOX-0118
021906265AE	DOX-0117
021906265N	DOX-0118
022906262AF	DOX-0150
022906262AH	DOX-0150
022906262BG	DOX-0150
022906262BJ	DOX-0150
022906262BQ	DOX-0150
022906262BT	DOX-0150
022906262CC	DOX-0150
022906262F	DOX-0150
022906262K	DOX-0150
022906262S	DOX-0150
030906262M	DOX-0150
030906262R	DOX-0150
030906265BH	DOX-0114

SEAT	DENSO
030906265AB	DOX-0116
035906265B	DOX-0125
047906265B	DOX-0150
051906265E	DOX-0125
06A906262AC	DOX-0150
078906265M	DOX-0150
078906265Q	DOX-0150

SKODA	DENSO
030906262	DOX-0150
030906262F	DOX-0119
03D906265A	DOX-0119
03E906262B	DOX-0121
048906265	DOX-0116
051906265E	DOX-0125

SKODA	DENSO
06F906262D	DOX-0150
078906265M	DOX-0150
079906262G	DOX-0150
07L906265G	DOX-0150
6K0906262A	DOX-0119

SMART	DENSO
1355420218	DOX-0150

SUBARU	DENSO
22690AA370	DOX-0116
22690AA740	DOX-0115

SUZUKI	DENSO
18213-58B11	DOX-0109
18213-65D30	DOX-0119
18213-65G41	DOX-0113
18213-65J11	DOX-0113
18213-65J12	DOX-0113
18213-80J10	DOX-0113
18213-83000	DOX-0125

TOYOTA	DENSO
89465-01100	DOX-0109
89465-02070	DOX-0150
89465-02100	DOX-0109
89465-02130	DOX-0109
89465-02180	DOX-0150
89465-02220	DOX-0109
89465-02310	DOX-0106
89465-05190	DOX-0109
89465-06070	DOX-0109
89465-06150	DOX-0109
89465-06160	DOX-0109
89465-07030	DOX-0109
89465-07060	DOX-0109
89465-08010	DOX-0109
89465-08051	DOX-0109
89465-08100	DOX-0109
89465-0C160	DOX-0109
89465-0D070	DOX-0109
89465-0G010	DOX-0109
89465-0G020	DOX-0109
89465-0H010	DOX-0150
89465-0K060	DOX-0109
89465-0N030	DOX-0109
89465-0P010	DOX-0109
89465-0Q010	DOX-0109
89465-12490	DOX-0109
89465-12540	DOX-0109
89465-12600	DOX-0109
89465-12840	DOX-0109
89465-19485	DOX-0102
89465-19685	DOX-0111
89465-20430	DOX-0109
89465-20550	DOX-0109
89465-20560	DOX-0109
89465-20780	DOX-0106
89465-20820	DOX-0106
89465-22300	DOX-0106
89465-25040	DOX-0106
89465-26120	DOX-0106
89465-29285	DOX-0101
89465-29316	DOX-0107
89465-30180	DOX-0109
89465-30340	DOX-0109
89465-30350	DOX-0109
89465-30850	DOX-0109
89465-30860	DOX-0109
89465-30870	DOX-0109
89465-33210	DOX-0109
89465-33360	DOX-0109
89465-33420	DOX-0109

VAUXHALL	DENSO
9199590	DOX-0150
9199591	DOX-0150
93185456	DOX-0150

VOLKSWAGEN	DENSO
021906265AG	DOX-0117
022906262AP	DOX-0150
022906262BH	DOX-0150
022906262BS	DOX-0150
022906262CE	DOX-0150
023906265D	DOX-0118
030906262F	DOX-0119
030906262Q	DOX-0150
030906265AA	DOX-0116
032906265	DOX-0117
036906262M	DOX-0119
036906265H	DOX-0119
037906265G	DOX-0116
03C906262T	DOX-0119
03D906265	DOX-0121
03D906265A	DOX-0119
03E906262B	DOX-0121
03F906262C	DOX-0119
047906265B	DOX-0150
04C906262	DOX-0119
06A906262AR	DOX-0150
06A906262AT	DOX-0150

SEAT	DENSO
030906265AA	DOX-0116
030906265AN	DOX-0115

SKODA	DENSO
030906265AB	DOX-0116
035906265B	DOX-0125
036906265H	DOX-0119
037906265B	DOX-0116
037906265G	DOX-0116
06A906262AQ	DOX-0150
079906265E	DOX-0150
07C906262T	DOX-0150
07D906262E	DOX-0150

SKODA	DENSO
1K0998262AC	DOX-0150
1K0998262S	DOX-0150

SUBARU	DENSO
22690AA840	DOX-0113

SUZUKI	DENSO
18213-67D00	DOX-0121
18213-80G12	DOX-0113
18213-86G11	DOX-0109

TOYOTA	DENSO
89465-02030	DOX-0109
89465-02040	DOX-0114
89465-02190	DOX-0109
89465-05090	DOX-0109
89465-06080	DOX-0109
89465-06170	DOX-0109
89465-06220	DOX-0109
89465-08030	DOX-0109
89465-0C190	DOX-0109
89465-0G030	DOX-0109
89465-0K030	DOX-0109
89465-12610	DOX-0109
89465-12A30	DOX-0109
89465-14140	DOX-0109
89465-14230	DOX-0109
89465-19155	DOX-0107
89465-19595	DOX-0110
89465-20400	DOX-0109
89465-20700	DOX-0109
89465-20730	DOX-0109
89465-20810	DOX-0119
89465-21040	DOX-0109
89465-22230	DOX-0109
89465-24150	DOX-0109
89465-28390	DOX-0109
89465-29495	DOX-0101
89465-30360	DOX-0109
89465-30730	DOX-0109
89465-32150	DOX-0109
89465-34080	DOX-0109
89465-37120	DOX-0109
89465-39325	DOX-0101
89465-39435	DOX-0101
89465-39755	DOX-0110
89465-39895	DOX-0110
89465-40040	DOX-0109
89465-42110	DOX-0109
89465-44040	DOX-0109
89465-44070	DOX-0109
89465-47020	DOX-0109
89465-48050	DOX-0109
89465-50070	DOX-0109
89465-50080	DOX-0109
89465-50150	DOX-0109
89465-52020	DOX-0109
89465-52350	DOX-0109
89465-52360	DOX-0109
89465-53080	DOX-0109
89465-58050	DOX-0109
89465-60370	DOX-0109
89465-60380	DOX-0109
89465-60400	DOX-0109
89465-63050	DOX-0106
89465-80004	DOX-0110
89465-80034	DOX-0110

TOYOTA	DENSO
89465-02030	DOX-0109
89465-02040	DOX-0114
89465-02190	DOX-0109
89465-05090	DOX-0109
89465-06080	DOX-0109
89465-06170	DOX-0109
89465-06220	DOX-0109
89465-08030	DOX-0109
89465-0C190	DOX-0109
89465-0G030	DOX-0109
89465-0K030	DOX-0109
89465-12610	DOX-0109
89465-12A30	DOX-0109
89465-14140	DOX-0109
89465-14230	DOX-0109
89465-19155	DOX-0107
89465-19595	DOX-0110
89465-20400	DOX-0109
89465-20700	DOX-0109
89465-20730	DOX-0109
89465-20810	DOX-0119
89465-21040	DOX-0109
89465-22230	DOX-0109
89465-24150	DOX-0109
89465-28390	DOX-0109
89465-29495	DOX-0101
89465-30360	DOX-0109
89465-30730	DOX-0109
89465-32150	DOX-0109
89465-34080	DOX-0109
89465-37120	DOX-0109
89465-39325	DOX-0101
89465-39435	DOX-0101
89465-39755	DOX-0110
89465-39895	DOX-0110
89465-40040	DOX-0109
89465-42110	DOX-0109
89465-44040	DOX-0109
89465-44070	DOX-0109
89465-47020	DOX-0109
89465-48050	DOX-0109
89465-50070	DOX-0109
89465-50080	DOX-0109
89465-50150	DOX-0109
89465-52020	DOX-0109
89465-52350	DOX-0109
89465-52360	DOX-0109
89465-53080	DOX-0109
89465-58050	DOX-0109
89465-60370	DOX-0109
89465-60380	DOX-0109
89465-60400	DOX-0109
89465-63050	DOX-0106
89465-80004	DOX-0110
89465-80034	DOX-0110

TOYOTA	DENSO
89465-01090	DOX-0109
89465-02020	DOX-0111
89465-02060	DOX-0150
89465-05080	DOX-0106
89465-06020	DOX-0109
89465-06040	DOX-0109
89465-06060	DOX-0109
89465-0C150	DOX-0109
89465-0E040	DOX-0109
89465-06070	DOX-0109
89465-0K100	DOX-0109
89465-0K140	DOX-0109
89465-0K150	DOX-0109
89465-12440	DOX-0111
89465-12630	DOX-0109
89465-12850	DOX-0109
89465-16060	DOX-0109
89465-16110	DOX-0123
89465-19515	DOX-0101
89465-19665	DOX-0102
89465-20280	DOX-0109
89465-20490	DOX-0109
89465-20520	DOX-0109
89465-20580	DOX-0109
89465-20610	DOX-0109
89465-20620	DOX-0109
89465-20770	DOX-0106
89465-20800	DOX-0109
89465-20830	DOX-0106
89465-28220	DOX-0109
89465-28290	DOX-0109
89465-29735	DOX-0101
89465-30490	DOX-0109
89465-30690	DOX-0109
89465-30710	DOX-0106
89465-30810	DOX-0109
89465-30820	DOX-0109
89465-33280	DOX-0109
89465-33320	DOX-0109
89465-39345	DOX-0101
89465-39735	DOX-0110
89465-41020	DOX-0109

TOYOTA	DENSO
89465-01090	DOX-0109
89465-02020	DOX-0111
89465-02060	DOX-0150
89465-05080	DOX-0106
89465-06020	DOX-0109
89465-06040	DOX-0109
89465-06060	DOX-0109
89465-0C150	DOX-0109
89465-0E040	DOX-0109
89465-06070	DOX-0109
89465-0K100	DOX-0109
89465-0K140	DOX-0109
89465-0K150	DOX-0109
89465-12440	DOX-0111
89465-12630	DOX-0109
89465-12850	DOX-0109
89465-16060	DOX-0109
89465-16110	DOX-0123
89465-19515	DOX-0101
89465-19665	DOX-0102
89465-20280	DOX-0109
89465-20490	DOX-0109
89465-20520	DOX-0109
89465-20580	DOX-0109
89465-20610	DOX-0109
89465-20620	DOX-0109
89465-20770	DOX-0106
89465-20800	DOX-0109
89465-20830	DOX-0106
89465-28220	DOX-0109
89465-28290	DOX-0109
89465-29735	DOX-0101
89465-30490	DOX-0109
89465-30690	DOX-0109
89465-30710	DOX-0106
89465-30810	DOX-0109
89465-30820	DOX-0109
89465-33280	DOX-0109
89465-33320	DOX-0109
89465-39345	DOX-0101
89465-39735	DOX-0110
89465-41020	DOX-0109

TOYOTA	DENSO
89465-01090	DOX-0109
89465-02020	DOX-0111
89465-02060	DOX-0150
89465-05080	DOX-0106
89465-06020	DOX-0109
89465-06040	DOX-0109
89465-06060	DOX-0109
89465-0C150	DOX-0109
89465-0E040	DOX-0109
89465-06070	DOX-0109
89465-0K100	DOX-0109
89465-0K140	DOX-0109
89465-0K150	DOX-0109
89465-12440	DOX-0111
89465-12630	DOX-0109
89465-12850	DOX-0109
89465-16060	DOX-0109
89465-16110	DOX-0123
89465-19515	DOX-0101
89465-19665	DOX-0102
89465-20280	DOX-0109
89465-20490	DOX-0109
89465-20520	DOX-0109
89465-20580	DOX-0109
89465-20610	DOX-0109
89465-20620	DOX-0109
89465-20770	DOX-0106
89465-20800	DOX-0109
89465-20830	DOX-0106
89465-28220	DOX-0109
89465-28290	DOX-0109
89465-29735	DOX-0101
89465-30490	DOX-0109
89465-30690	DOX-0109
89465-30710	DOX-0106
89465-30810	DOX-0109
89465-30820	DOX-0109
89465-33280	DOX-0109
89465-33320	DOX-0109
89465-39345	DOX-0101
89465-39735	DOX-0110
89465-41020	DOX-0109

TOYOTA	DENSO
89465-01090	DOX-0109
89465-02020	DOX-0111
89465-02060	DOX-0150
89465-05080	DOX-0106
89465-06020	DOX-0109
89465-06040	DOX-0109
89465-06060	DOX-0109
89465-0C150	DOX-0109
89465-0E040	DOX-0109
89465-06070	DOX-0109
89465-0K100	DOX-0109
89465-0K140	DOX-0109
89465-0K150	DOX-0109
89465-12440	DOX-0111
89465-12630	DOX-0109
89465-12850	DOX-0109
89465-16060	DOX-0109
89465-16110	DOX-0123
89465-19515	DOX-0101
89465-19665	DOX-0102
89465-20280	DOX-0109
89465-20490	DOX-0109
89465-20520	DOX-0109
89465-20580	DOX-0109
89465-20610	DOX-0109
89465-20620	DOX-0109
89465-20770	DOX-0106
89465-20800	DOX-0109
89465-20830	DOX-0106
89465-28220	DOX-0109
89465-28290	DOX-0109
89465-29735	DOX-0101
89465-30490	DOX-0109
89465-30690	DOX-0109
89465-30710	DOX-0106
89465-30810	DOX-0109
89465-30820	DOX-0109
89465-33280	DOX-0109
89465-33320	DOX-0109
89465-39345	DOX-0101
89465-39735	DOX-0110
89465-41020	DOX-0109

VAUXHALL	DENSO
55560617	DOX-0150
9193148	DOX-0150
93181910	DOX-0150

VOLKSWAGEN	DENSO
021906262C	DOX-0150

VOLKSWAGEN	DENSO
021906265BD	DOX-0118
022906262AG	DOX-0150
036906262D	DOX-0119
03C906262AE	DOX-0119
03C906262AT	DOX-0119
06A906262AH	DOX-0150
06A906262AL	DOX-0150

SKODA	DENSO
030906262L	DOX-0150
030906265	DOX-0116
034906265F	DOX-0115
036906262H	DOX-0150
06A906262AR	DOX-0150
077906265AA	DOX-0150
078906265Q	DOX-0150
078906265T	DOX-0150
1K0998262AB	DOX-0150
1K0998262Q	DOX-0150

SUBARU	DENSO
22690KA120	DOX-0125

SUZUKI	DENSO
18213-57K01	DOX-0113
18213-61J00	DOX-0113
18213-65D41	DOX-0109
18213-65D42	DOX-0109
18213-65D43	DOX-0109

SUZUKI	DENSO
18213-57K01	DOX-0113
18213-61J00	DOX-0113
18213-65D41	DOX-0109
18213-65D42	DOX-0109
18213-65D43	DOX-0109

TOYOTA	DENSO
89465-01090	DOX-0109
89465-02020	DOX-0111
89465-02060	DOX-0150
89465-05080	DOX-0106
89465-06020	DOX-0109
89465-06040	DOX-0109
89465-06060	DOX-0109
89465-0C150	DOX-0109
89465-0E040	DOX-0109
89465-06070	DOX-0109
89465-0K100	DOX-0109
89465-0K140	DOX-0109
89465-0K150	DOX-0109

TOYOTA	DENSO
89465-04330	DOX-0109
89465-05020	DOX-0114

VAUXHALL	DENSO
93177450	DOX-0150

VOLKSWAGEN	DENSO
021906265AK	DOX-0117
022906262CB	DOX-0150
022906262L	DOX-0150
030906262N	DOX-0150
030906265F	DOX-0116
030906265J	DOX-0115
030906265K	DOX-0116
030906265Q	DOX-0115
037906265	DOX-0115
03C906262	DOX-0119
03C906262AK	DOX-0150
058906265C	DOX-0150
06A906262AK	DOX-0150
06A906262DQ	DOX-0150

TOYOTA	DENSO
89465-60190	DOX-0109
89465-60270	DOX-0109
89465-60280	DOX-0109
89465-68050	DOX-0109

VAUXHALL	DENSO
93190419	DOX-0150

VOLKSWAGEN	DENSO
021906265AC	DOX-0117

VAUXHALL	DENSO
9199469	DOX-0150

VOLKSWAGEN	DENSO
021906265AB	DOX-0118
022906262BM	DOX-0150
022906262BR	DOX-0150
022906265B	DOX-0150
030906265AD	DOX-0117
032906265C	DOX-0117
034906265F	DOX-0115
06A906262ED	DOX-0150
06A906262F	DOX-0150
06A906262N	DOX-0150
06A906262Q	DOX-0150
06A906265P	DOX-0117
06E906265E	DOX-0119
06E906265K	DOX-0119
06H906262A	DOX-0150
077906262B	DOX-0150
077906265AA	DOX-0150
077906265AE	DOX-0150
077906265K	DOX-0150
078906265AA	DOX-0150
078906265T	DOX-0150
079906262G	DOX-0150
079906265	DOX-0150
07C906262T	DOX-0150
07L906265F	DOX-0150
07L906265H	DOX-0150
1K0998262	DOX-0150
1K0998262B	DOX-0150
4L0906262H	DOX-0119
6U0906265D	DOX-0117

VOLVO	DENSO
3531075	DOX-0114
8677894	DOX-0150

VOLKSWAGEN	DENSO
06A906262CL	DOX-0150

VOLKSWAGEN	DENSO
06A906265F	DOX-0117
06B906265B	DOX-0121
06C906265A	DOX-0150
06C906265L	DOX-0150
06E906265Q	DOX-0119
06F906262Q	DOX-0150
077906265AF	DOX-0150
077906265H	DOX-0150
077906265J	DOX-0150
078906265N	DOX-0150
079906265D	DOX-0150
07C906262A	DOX-0150
07C906262M	DOX-0150
07D906262E	DOX-0150
1K0998262A	DOX-0150
1K0998262AB	DOX-0150
1K0998262C	DOX-0150
1K0998262T	DOX-0150
6A906262CM	DOX-0150
6U0906265B	DOX-0118

VOLVO	DENSO
30637837	DOX-0150
30650109	DOX-0150
30650780	DOX-0150

VOLKSWAGEN	DENSO
030906265CB	DOX-0114
03C906262M	DOX-0119
053906265	DOX-0115
06A906262AM	DOX-0150
06A906262BL	DOX-0150
06A906265M	DOX-0150
06A906265N	DOX-0150
07C906262J	DOX-0150
07L906265G	DOX-0150
1K0998262Q	DOX-0150
1K0998262R	DOX-0150

VOLVO	DENSO
30622252	DOX-0109
30637016	DOX-0150
30637521	DOX-0150
30684354	DOX-0132
30731563	DOX-0150
30757556	DOX-0150
30814907	DOX-0119

SKODA	DENSO
07C906262A	DOX-0150
07L906265H	DOX-0150
6U0906265B	DOX-0118

SUBARU	DENSO
22690AA501	DOX-0113

SUZUKI	DENSO
18213-57B21	DOX-0109
18213-64B00	DOX-0125
18213-65D40	DOX-0109

VOLVO	DENSO
9135664	DOX-0120
9202719	DOX-0117
9497345	DOX-0150

VOLKSWAGEN	DENSO
07C906262AG	DOX-0150
1K0998262E	DOX-0150
1K0998262S	DOX-0150

VOLVO	DENSO
30637520	DOX-0150

VOLVO	DENSO
3501753	DOX-0115
9470011	DOX-0150

TOYOTA	DENSO
89465-05050	DOX-0109
89465-06010	DOX-0109
89465-06090	DOX-0109
89465-06130	DOX-0109
89465-08050	DOX-0109
89465-0D110	DOX-0106
89465-0D140	DOX-0109
89465-0D150	DOX-0109
89465-0K010	DOX-0106
89465-10020	DOX-0125
89465-10060	DOX-0109
89465-12270	DOX-0125
89465-12530	DOX-0111
89465-12880	DOX-0106
89465-12890	DOX-0109
89465-13040	DOX-0109
89465-19415	DOX-0101
89465-20380	DOX-0102
89465-20640	DOX-0109

VOLVO	DENSO
30757769	DOX-0150
3474457	DOX-0115
8653653	DOX-0150
9497468	DOX-0113

VOLKSWAGEN	DENSO
030906262C	DOX-0119
058906265B	DOX-0150
06A906262BM	DOX-0150
06A906262BS	DOX-0119
06A906265E	DOX-0117
06B906265E	DOX-0119
06E906265AA	DOX-0119
06F906262E	DOX-0150
06J906262A	DOX-0150
077906262C	DOX-0150
077906262G	DOX-0150
077906265AD	DOX-0150
077906265L	DOX-0150
078906265M	DOX-0150
078906265P	DOX-0150
07C906262P	DOX-0150
06A906265H	DOX-0117
06C906265M	DOX-0150
06E906265D	DOX-0119
1K0998262AC	DOX-0150
6K0906262A	DOX-0119
8K0906262	DOX-0150

VOLVO	DENSO
30617127	DOX-0132
9135794	DOX-0116
9186934	DOX-0150

TOYOTA	DENSO
89465-04340	DOX-0109
89465-05100	DOX-0109
89465-06030	DOX-0109
89465-06240	DOX-0109
89465-0D040	DOX-0109
89465-0G050	DOX-0109
89465-0N050	DOX-0109
89465-12390	DOX-0109
89465-16140	DOX-0109

VOLKSWAGEN	DENSO
6U0906265C	DOX-0117

VOLVO	DENSO
9202720	DOX-0117

VOLVO	DENSO
9202721	DOX-0117

VOLKSWAGEN	DENSO
06A906262AQ	DOX-0150
06A906262BB	DOX-0150
06A906265AM	DOX-0117
06C906265C	DOX-0150
06E906265P	DOX-0119
06F906262D	DOX-0150
07C906262AR	DOX-0150
07C906262S	DOX-0150

VOLVO	DENSO
8627202	DOX-0113
8642230	DOX-0150
8658090	DOX-0150
9135621	DOX-0116

TOYOTA	DENSO
89465-24210	DOX-0109
89465-30300	DOX-0109
89465-30450	DOX-0109
89465-30590	DOX-0109
89465-30750	DOX-0109
89465-33130	DOX-0109
89465-33310	DOX-0109
89465-33370	DOX-0109
89465-36020	DOX-0109
89465-19285	DOX-0108
89465-20270	DOX-0109
89465-20680	DOX-0109
89465-20850	DOX-0109
89465-22180	DOX-0109
89465-22290	DOX-0109
89465-30190	DOX-0109
89465-30430	DOX-0109
89465-30670	DOX-0109
89465-33090	DOX-0123
89465-33230	DOX-0109
89465-33321	DOX-0109

VOLKSWAGEN	DENSO
06A906265AP	DOX-0117
06B906265A	DOX-0119
06D906265	DOX-0150
078906265R	DOX-0150
079906262H	DOX-0150
079906265E	DOX-0150
07C906262AH	DOX-0150
330906265	DOX-0118

VOLVO	DENSO
8670131	DOX-0150

TOYOTA	DENSO
89465-33510	DOX-0109
89465-35620	DOX-0109
89465-35700	DOX-0106
89465-40120	DOX-0109
89465-43050	DOX-0109
89465-43090	DOX-0109
89465-44050	DOX-0109
89465-48130	DOX-0106
89465-48170	DOX-0132
89465-48180	DOX-0132
89465-50060	DOX-0109
89465-50220	DOX-0109
89465-51040	DOX-0109
89465-52010	DOX-0109
89465-52570	DOX-0109
89465-53040	DOX-0109
89465-53130	DOX-0109
89465-02140	DOX-0150

# Lambda Sensors

## Cross Reference Chart - Universal fit

TOYOTA	DENSO
89465-05130	DOX-0109
89465-40080	DOX-0109
89465-44120	DOX-0109
89465-44150	DOX-0109
89465-45010	DOX-0109
89465-48150	DOX-0106
89465-48240	DOX-0109
89465-52330	DOX-0106
89465-53060	DOX-0109
89465-58110	DOX-0109
89465-60250	DOX-0109
89465-53190	DOX-0109
89465-53210	DOX-0109
89465-58120	DOX-0109
89465-60330	DOX-0109
89465-60420	DOX-0109
89465-77010	DOX-0109
89465-20300	DOX-0104
89465-68020	DOX-0109
89465-69175	DOX-0110

TOYOTA	DENSO
89465-19745	DOX-0111
89465-58040	DOX-0109

VOLKSWAGEN	DENSO
030906265AB	DOX-0116

VOLVO	DENSO
3531400	DOX-0115

VOLKSWAGEN	DENSO
022906262AQ	DOX-0150

VAUXHALL	DENSO
93174519	DOX-0150
93177451	DOX-0150

VOLKSWAGEN	DENSO
030906262L	DOX-0150
030906265	DOX-0116
036906262Q	DOX-0119
037906265AD	DOX-0118
06A906262AP	DOX-0150
06A906262BG	DOX-0150
06A906262CT	DOX-0150
06C906265	DOX-0150
06E906265J	DOX-0119
06F906262S	DOX-0150
035906265B	DOX-0125
037906265B	DOX-0116
04C906262D	DOX-0119
06J906262K	DOX-0150
06J906262N	DOX-0150

TOYOTA	DENSO
89465-60150	DOX-0109

VOLKSWAGEN	DENSO
078906265Q	DOX-0150
07D906262B	DOX-0150
078906265B	DOX-0115
07C906262H	DOX-0150
07D906262A	DOX-0150

VOLVO	DENSO
36022250	DOX-0114
8670130	DOX-0150

VAUXHALL	DENSO
9192922	DOX-0150

VOLKSWAGEN	DENSO
022906262M	DOX-0150
030906265N	DOX-0115

SUBARU	DENSO
22690KA110	DOX-0125

TOYOTA	DENSO
89465-12280	DOX-0125
89465-12450	DOX-0111
89465-19316	DOX-0107

# Lambda Sensors

## Cross Reference Chart - Direct fit to Universal fit

DENSO	DENSO
DOX-0101	DOX-0101
DOX-0102	DOX-0102
DOX-0104	DOX-0104
DOX-0106	DOX-0106
DOX-0107	DOX-0107
DOX-0108	DOX-0108
DOX-0109	DOX-0109
DOX-0110	DOX-0110
DOX-0111	DOX-0111
DOX-0113	DOX-0113
DOX-0114	DOX-0114
DOX-0115	DOX-0115
DOX-0116	DOX-0116
DOX-0117	DOX-0117
DOX-0118	DOX-0118
DOX-0119	DOX-0119
DOX-0120	DOX-0120
DOX-0121	DOX-0121
DOX-0123	DOX-0123
DOX-0125	DOX-0125
DOX-0150	DOX-0150
DOX-0201	DOX-0104
DOX-0201	DOX-0201
DOX-0202	DOX-0123
DOX-0202	DOX-0202
DOX-0203	DOX-0123
DOX-0203	DOX-0203
DOX-0204	DOX-0109
DOX-0204	DOX-0204
DOX-0205	DOX-0109
DOX-0205	DOX-0205
DOX-0206	DOX-0109
DOX-0206	DOX-0206
DOX-0207	DOX-0207
DOX-0208	DOX-0101
DOX-0208	DOX-0208
DOX-0209	DOX-0209
DOX-0210	DOX-0108
DOX-0210	DOX-0210
DOX-0211	DOX-0101
DOX-0211	DOX-0211
DOX-0212	DOX-0101
DOX-0212	DOX-0212
DOX-0213	DOX-0101
DOX-0213	DOX-0213
DOX-0214	DOX-0101
DOX-0214	DOX-0214
DOX-0215	DOX-0101
DOX-0215	DOX-0215
DOX-0216	DOX-0101
DOX-0216	DOX-0216
DOX-0217	DOX-0101
DOX-0217	DOX-0217
DOX-0218	DOX-0218
DOX-0219	DOX-0108
DOX-0219	DOX-0219
DOX-0220	DOX-0102
DOX-0220	DOX-0220
DOX-0221	DOX-0107
DOX-0221	DOX-0221
DOX-0222	DOX-0102
DOX-0222	DOX-0222
DOX-0223	DOX-0110
DOX-0223	DOX-0223
DOX-0224	DOX-0110
DOX-0224	DOX-0224
DOX-0225	DOX-0111
DOX-0225	DOX-0225
DOX-0226	DOX-0110
DOX-0226	DOX-0226
DOX-0227	DOX-0110
DOX-0227	DOX-0227
DOX-0228	DOX-0110

DENSO	DENSO
DOX-0228	DOX-0228
DOX-0229	DOX-0110
DOX-0229	DOX-0229
DOX-0231	DOX-0109
DOX-0231	DOX-0231
DOX-0232	DOX-0109
DOX-0233	DOX-0109
DOX-0233	DOX-0233
DOX-0234	DOX-0234
DOX-0236	DOX-0109
DOX-0236	DOX-0236
DOX-0237	DOX-0109
DOX-0237	DOX-0237
DOX-0238	DOX-0109
DOX-0238	DOX-0238
DOX-0239	DOX-0109
DOX-0239	DOX-0239
DOX-0240	DOX-0109
DOX-0240	DOX-0240
DOX-0241	DOX-0241
DOX-0242	DOX-0242
DOX-0243	DOX-0500
DOX-0244	DOX-0244
DOX-0245	DOX-0245
DOX-0246	DOX-0246
DOX-0247	DOX-0247
DOX-0248	DOX-0248
DOX-0249	DOX-0249
DOX-0251	DOX-0251
DOX-0252	DOX-0252
DOX-0253	DOX-0253
DOX-0254	DOX-0106
DOX-0254	DOX-0254
DOX-0255	DOX-0106
DOX-0255	DOX-0255
DOX-0256	DOX-0106
DOX-0256	DOX-0256
DOX-0257	DOX-0106
DOX-0257	DOX-0257
DOX-0258	DOX-0258
DOX-0259	DOX-0259
DOX-0260	DOX-0260
DOX-0261	DOX-0261
DOX-0262	DOX-0262
DOX-0263	DOX-0263
DOX-0264	DOX-0264
DOX-0265	DOX-0265
DOX-0266	DOX-0266
DOX-0267	DOX-0109
DOX-0267	DOX-0267
DOX-0269	DOX-0109
DOX-0269	DOX-0269
DOX-0270	DOX-0109
DOX-0270	DOX-0270
DOX-0271	DOX-0109
DOX-0271	DOX-0271
DOX-0273	DOX-0109
DOX-0273	DOX-0273
DOX-0274	DOX-0109
DOX-0274	DOX-0274
DOX-0275	DOX-0109
DOX-0275	DOX-0275
DOX-0276	DOX-0109
DOX-0276	DOX-0276
DOX-0277	DOX-0109
DOX-0277	DOX-0277
DOX-0278	DOX-0109
DOX-0278	DOX-0278
DOX-0279	DOX-0109
DOX-0279	DOX-0279
DOX-0280	DOX-0109
DOX-0280	DOX-0280
DOX-0282	DOX-0109

DENSO	DENSO
DOX-0282	DOX-0282
DOX-0283	DOX-0109
DOX-0283	DOX-0283
DOX-0284	DOX-0109
DOX-0284	DOX-0284
DOX-0285	DOX-0109
DOX-0285	DOX-0285
DOX-0286	DOX-0109
DOX-0286	DOX-0286
DOX-0287	DOX-0109
DOX-0287	DOX-0287
DOX-0288	DOX-0109
DOX-0288	DOX-0288
DOX-0289	DOX-0106
DOX-0289	DOX-0289
DOX-0291	DOX-0109
DOX-0300	DOX-0125
DOX-0300	DOX-0300
DOX-0301	DOX-0114
DOX-0305	DOX-0305
DOX-0306	DOX-0306
DOX-0307	DOX-0307
DOX-0311	DOX-0109
DOX-0311	DOX-0311
DOX-0312	DOX-0109
DOX-0312	DOX-0312
DOX-0313	DOX-0113
DOX-0313	DOX-0313
DOX-0314	DOX-0109
DOX-0314	DOX-0314
DOX-0315	DOX-0113
DOX-0315	DOX-0315
DOX-0316	DOX-0113
DOX-0316	DOX-0316
DOX-0317	DOX-0109
DOX-0317	DOX-0317
DOX-0318	DOX-0109
DOX-0318	DOX-0318
DOX-0319	DOX-0109
DOX-0319	DOX-0319
DOX-0320	DOX-0109
DOX-0320	DOX-0320
DOX-0321	DOX-0109
DOX-0321	DOX-0321
DOX-0322	DOX-0113
DOX-0322	DOX-0322
DOX-0323	DOX-0113
DOX-0323	DOX-0323
DOX-0324	DOX-0109
DOX-0324	DOX-0324
DOX-0325	DOX-0113
DOX-0325	DOX-0325
DOX-0326	DOX-0109
DOX-0326	DOX-0326
DOX-0327	DOX-0109
DOX-0327	DOX-0327
DOX-0328	DOX-0109
DOX-0328	DOX-0328
DOX-0329	DOX-0109
DOX-0329	DOX-0329
DOX-0330	DOX-0109
DOX-0330	DOX-0330
DOX-0331	DOX-0113
DOX-0331	DOX-0331
DOX-0332	DOX-0109
DOX-0332	DOX-0332
DOX-0333	DOX-0113
DOX-0333	DOX-0333
DOX-0334	DOX-0109
DOX-0334	DOX-0334
DOX-0335	DOX-0113
DOX-0335	DOX-0335
DOX-0336	DOX-0109
DOX-0336	DOX-0336

DENSO	DENSO
DOX-0337	DOX-0109
DOX-0337	DOX-0337
DOX-0340	DOX-0113
DOX-0340	DOX-0340
DOX-0341	DOX-0109
DOX-0341	DOX-0341
DOX-0342	DOX-0109
DOX-0342	DOX-0342
DOX-0343	DOX-0113
DOX-0343	DOX-0343
DOX-0344	DOX-0109
DOX-0344	DOX-0344
DOX-0345	DOX-0109
DOX-0345	DOX-0345
DOX-0346	DOX-0113
DOX-0346	DOX-0346
DOX-0347	DOX-0113
DOX-0347	DOX-0347
DOX-0349	DOX-0113
DOX-0349	DOX-0349
DOX-0350	DOX-0109
DOX-0350	DOX-0350
DOX-0351	DOX-0113
DOX-0351	DOX-0351
DOX-0352	DOX-0109
DOX-0352	DOX-0352
DOX-0353	DOX-0113
DOX-0353	DOX-0353
DOX-0354	DOX-0113
DOX-0354	DOX-0354
DOX-0357	DOX-0113
DOX-0357	DOX-0357
DOX-0361	DOX-0361
DOX-0362	DOX-0362
DOX-0363	DOX-0363
DOX-0364	DOX-0364
DOX-0365	DOX-0365
DOX-0366	DOX-0366
DOX-0400	DOX-0109
DOX-0400	DOX-0400
DOX-0401	DOX-0401
DOX-0402	DOX-0109
DOX-0402	DOX-0402
DOX-0403	DOX-0109
DOX-0403	DOX-0403
DOX-0404	DOX-0109
DOX-0404	DOX-0404
DOX-0405	DOX-0405
DOX-0406	DOX-0109
DOX-0406	DOX-0406
DOX-0407	DOX-0526
DOX-0408	DOX-0408
DOX-0409	DOX-0409
DOX-0410	DOX-0410
DOX-0411	DOX-0109
DOX-0411	DOX-0411
DOX-0412	DOX-0412
DOX-0413	DOX-0413
DOX-0414	DOX-0414
DOX-0415	DOX-0415
DOX-0416	DOX-0109
DOX-0416	DOX-0416
DOX-0420	DOX-0420
DOX-0421	DOX-0421
DOX-0422	DOX-0113
DOX-0422	DOX-0422
DOX-0426	DOX-0426
DOX-0427	DOX-0427
DOX-0428	DOX-0428
DOX-0429	DOX-0429
DOX-0430	DOX-0430
DOX-0500	DOX-0500
DOX-0501	DOX-0501

# Lambda Sensors

## Cross Reference Chart - Direct fit to Universal fit

DENSO	DENSO
DOX-0502	DOX-0502
DOX-0503	DOX-0503
DOX-0504	DOX-0504
DOX-0505	DOX-0505
DOX-0506	DOX-0506
DOX-0507	DOX-0507
DOX-0508	DOX-0508
DOX-0510	DOX-0510
DOX-0511	DOX-0511
DOX-0512	DOX-0512
DOX-0513	DOX-0513
DOX-0514	DOX-0514
DOX-0516	DOX-0516
DOX-0517	DOX-0517
DOX-0518	DOX-0518
DOX-0519	DOX-0519
DOX-0520	DOX-0520
DOX-0521	DOX-0521
DOX-0522	DOX-0522
DOX-0525	DOX-0525
DOX-0526	DOX-0526
DOX-0527	DOX-0527
DOX-0529	DOX-0529
DOX-0534	DOX-0534
DOX-0535	DOX-0535
DOX-0536	DOX-0536
DOX-0537	DOX-0537
DOX-0538	DOX-0538
DOX-0539	DOX-0539
DOX-0541	DOX-0541
DOX-0542	DOX-0542
DOX-0547	DOX-0547
DOX-0549	DOX-0549
DOX-0550	DOX-0550
DOX-0552	DOX-0552
DOX0627	DOX-0627
DOX-1000	DOX-0125
DOX-1000	DOX-1000
DOX-1003	DOX-0125
DOX-1003	DOX-1003
DOX-1004	DOX-0125
DOX-1004	DOX-1004
DOX-1005	DOX-0125
DOX-1005	DOX-1005
DOX-1006	DOX-0125
DOX-1006	DOX-1006
DOX-1008	DOX-0125
DOX-1008	DOX-1008
DOX-1016	DOX-0123
DOX-1016	DOX-1016
DOX-1023	DOX-0116
DOX-1023	DOX-1023
DOX-1024	DOX-0116
DOX-1024	DOX-1024
DOX-1025	DOX-0116
DOX-1025	DOX-1025
DOX-1031	DOX-0116
DOX-1031	DOX-1031
DOX-1053	DOX-0119
DOX-1053	DOX-1053
DOX-1055	DOX-0119
DOX-1055	DOX-1055
DOX-1056	DOX-0119
DOX-1056	DOX-1056
DOX-1060	DOX-0119
DOX-1060	DOX-1060
DOX-1061	DOX-0119
DOX-1061	DOX-1061
DOX-1063	DOX-0119
DOX-1063	DOX-1063
DOX-1064	DOX-0119
DOX-1064	DOX-1064
DOX-1068	DOX-0109

DENSO	DENSO
DOX-1068	DOX-1068
DOX-1070	DOX-0109
DOX-1070	DOX-1070
DOX-1076	DOX-0119
DOX-1076	DOX-1076
DOX-1077	DOX-0119
DOX-1077	DOX-1077
DOX-1087	DOX-0121
DOX-1087	DOX-1087
DOX-1093	DOX-0114
DOX-1093	DOX-1093
DOX-1097	DOX-0117
DOX-1097	DOX-1097
DOX-1098	DOX-0117
DOX-1098	DOX-1098
DOX-1099	DOX-0117
DOX-1099	DOX-1099
DOX-1100	DOX-0117
DOX-1100	DOX-1100
DOX-1102	DOX-0118
DOX-1102	DOX-1102
DOX-1103	DOX-0117
DOX-1103	DOX-1103
DOX-1104	DOX-0117
DOX-1104	DOX-1104
DOX-1105	DOX-0117
DOX-1105	DOX-1105
DOX-1108	DOX-0109
DOX-1108	DOX-1108
DOX-1157	DOX-0119
DOX-1157	DOX-1157
DOX-1160	DOX-0109
DOX-1160	DOX-1160
DOX-1161	DOX-0109
DOX-1161	DOX-1161
DOX-1163	DOX-0109
DOX-1163	DOX-1163
DOX-1167	DOX-0109
DOX-1167	DOX-1167
DOX-1168	DOX-0109
DOX-1169	DOX-0109
DOX-1169	DOX-1169
DOX-1170	DOX-0109
DOX-1170	DOX-1170
DOX-1171	DOX-0117
DOX-1171	DOX-1171
DOX-1172	DOX-0118
DOX-1172	DOX-1172
DOX-1173	DOX-0117
DOX-1173	DOX-1173
DOX-1174	DOX-0117
DOX-1174	DOX-1174
DOX-1175	DOX-0117
DOX-1175	DOX-1175
DOX-1176	DOX-0117
DOX-1176	DOX-1176
DOX-1177	DOX-0117
DOX-1177	DOX-1177
DOX-1183	DOX-0120
DOX-1183	DOX-1183
DOX-1196	DOX-0113
DOX-1196	DOX-1196
DOX-1310	DOX-0125
DOX-1310	DOX-1310
DOX-1311	DOX-0116
DOX-1311	DOX-1311
DOX-1314	DOX-0114
DOX-1314	DOX-1314
DOX-1317	DOX-0118
DOX-1317	DOX-1317
DOX-1318	DOX-0118
DOX-1318	DOX-1318
DOX-1319	DOX-0118

DENSO	DENSO
DOX-1319	DOX-1319
DOX-1350	DOX-0116
DOX-1350	DOX-1350
DOX-1351	DOX-0115
DOX-1351	DOX-1351
DOX-1352	DOX-0116
DOX-1352	DOX-1352
DOX-1353	DOX-0114
DOX-1353	DOX-1353
DOX-1354	DOX-0119
DOX-1354	DOX-1354
DOX-1355	DOX-0119
DOX-1355	DOX-1355
DOX-1356	DOX-0119
DOX-1356	DOX-1356
DOX-1357	DOX-0119
DOX-1357	DOX-1357
DOX-1358	DOX-0121
DOX-1358	DOX-1358
DOX-1359	DOX-0114
DOX-1359	DOX-1359
DOX-1360	DOX-0117
DOX-1360	DOX-1360
DOX-1361	DOX-0119
DOX-1361	DOX-1361
DOX-1362	DOX-0117
DOX-1362	DOX-1362
DOX-1363	DOX-0117
DOX-1363	DOX-1363
DOX-1364	DOX-0118
DOX-1364	DOX-1364
DOX-1365	DOX-0117
DOX-1365	DOX-1365
DOX-1366	DOX-0120
DOX-1366	DOX-1366
DOX-1367	DOX-0120
DOX-1367	DOX-1367
DOX-1368	DOX-1368
DOX-1369	DOX-0118
DOX-1369	DOX-1369
DOX-1370	DOX-0119
DOX-1370	DOX-1370
DOX-1371	DOX-0119
DOX-1371	DOX-1371
DOX-1372	DOX-0121
DOX-1372	DOX-1372
DOX-1373	DOX-0116
DOX-1373	DOX-1373
DOX-1374	DOX-0121
DOX-1374	DOX-1374
DOX-1375	DOX-0119
DOX-1375	DOX-1375
DOX-1376	DOX-0116
DOX-1376	DOX-1376
DOX-1377	DOX-0116
DOX-1377	DOX-1377
DOX-1378	DOX-0115
DOX-1378	DOX-1378
DOX-1379	DOX-0115
DOX-1379	DOX-1379
DOX-1380	DOX-0119
DOX-1380	DOX-1380
DOX-1381	DOX-0115
DOX-1381	DOX-1381
DOX-1400	DOX-0109
DOX-1401	DOX-0109
DOX-1403	DOX-0109
DOX-1403	DOX-1403
DOX-1404	DOX-0125
DOX-1404	DOX-1404
DOX-1405	DOX-0125
DOX-1405	DOX-1405
DOX-1406	DOX-0109
DOX-1407	DOX-0125

DENSO	DENSO
DOX-1408	DOX-0109
DOX-1409	DOX-0109
DOX-1409	DOX-1409
DOX-1410	DOX-0109
DOX-1411	DOX-0125
DOX-1412	DOX-0109
DOX-1413	DOX-0109
DOX-1415	DOX-1415
DOX-1416	DOX-0113
DOX-1419	DOX-1419
DOX-1420	DOX-0113
DOX-1420	DOX-1420
DOX-1424	DOX-1424
DOX-1430	DOX-0125
DOX-1430	DOX-1430
DOX-1431	DOX-0125
DOX-1431	DOX-1431
DOX-1432	DOX-0123
DOX-1432	DOX-1432
DOX-1433	DOX-0123
DOX-1433	DOX-1433
DOX-1434	DOX-0123
DOX-1435	DOX-0109
DOX-1435	DOX-1435
DOX-1436	DOX-0109
DOX-1436	DOX-1436
DOX-1437	DOX-0109
DOX-1437	DOX-1437
DOX-1438	DOX-0109
DOX-1438	DOX-1438
DOX-1439	DOX-0109
DOX-1439	DOX-1439
DOX-1440	DOX-0109
DOX-1440	DOX-1440
DOX-1441	DOX-0109
DOX-1441	DOX-1441
DOX-1442	DOX-0109
DOX-1444	DOX-0109
DOX-1446	DOX-1446
DOX-1447	DOX-1447
DOX-1449	DOX-1449
DOX-1450	DOX-0109
DOX-1451	DOX-0109
DOX-1452	DOX-1452
DOX-1453	DOX-0113
DOX-1453	DOX-1453
DOX-1454	DOX-1454
DOX-1455	DOX-0109
DOX-1455	DOX-1455
DOX-1456	DOX-0109
DOX-1456	DOX-1456
DOX-1457	DOX-1457
DOX-1459	DOX-0109
DOX-1459	DOX-1459
DOX-1460	DOX-1460
DOX-1461	DOX-1461
DOX-1500	DOX-0115
DOX-1500	DOX-1500
DOX-1501	DOX-0116
DOX-1501	DOX-1501
DOX-1502	DOX-0116
DOX-1502	DOX-1502
DOX-1503	DOX-0116
DOX-1503	DOX-1503
DOX-1504	DOX-0125
DOX-1504	DOX-1504
DOX-1506	DOX-0118
DOX-1506	DOX-1506
DOX-1534	DOX-0121
DOX-1534	DOX-1534
DOX-1535	DOX-0120
DOX-1535	DOX-1535
DOX-1536	DOX-0120
DOX-1536	DOX-1536

# Lambda Sensors

## Cross Reference Chart - Direct fit to Universal fit

DENSO	DENSO
DOX-1537	DOX-0104
DOX-1537	DOX-1537
DOX-1538	DOX-0119
DOX-1538	DOX-1538
DOX-1539	DOX-0119
DOX-1539	DOX-1539
DOX-1541	DOX-0121
DOX-1541	DOX-1541
DOX-1542	DOX-0121
DOX-1542	DOX-1542
DOX-1543	DOX-0121
DOX-1543	DOX-1543
DOX-1544	DOX-0120
DOX-1544	DOX-1544
DOX-1545	DOX-0120
DOX-1545	DOX-1545
DOX-1546	DOX-0114
DOX-1546	DOX-1546
DOX-1547	DOX-0119
DOX-1547	DOX-1547
DOX-1548	DOX-0119
DOX-1548	DOX-1548
DOX-1549	DOX-0119
DOX-1549	DOX-1549
DOX-1551	DOX-0117
DOX-1552	DOX-1552
DOX-1553	DOX-0117
DOX-1553	DOX-1553
DOX-1556	DOX-0123
DOX-1556	DOX-1556
DOX-1559	DOX-0119
DOX-1559	DOX-1559
DOX-1560	DOX-0119
DOX-1560	DOX-1560
DOX-1561	DOX-0117
DOX-1561	DOX-1561
DOX-1562	DOX-0119
DOX-1562	DOX-1562
DOX-1564	DOX-0119
DOX-1564	DOX-1564
DOX-1565	DOX-0119
DOX-1565	DOX-1565
DOX-1566	DOX-0119
DOX-1566	DOX-1566
DOX-1567	DOX-0119
DOX-1567	DOX-1567
DOX-1568	DOX-0119
DOX-1568	DOX-1568
DOX-1569	DOX-0119
DOX-1569	DOX-1569
DOX-1572	DOX-0114
DOX-1572	DOX-1572
DOX-1573	DOX-0114
DOX-1573	DOX-1573
DOX-1574	DOX-0114
DOX-1574	DOX-1574
DOX-1575	DOX-0114
DOX-1575	DOX-1575
DOX-1576	DOX-0114
DOX-1576	DOX-1576
DOX-1586	DOX-0121
DOX-1588	DOX-0121
DOX-1588	DOX-1588
DOX-1589	DOX-0121
DOX-1589	DOX-1589
DOX-1593	DOX-0115
DOX-1593	DOX-1593
DOX-1594	DOX-0115
DOX-1594	DOX-1594
DOX-1598	DOX-0114
DOX-1598	DOX-1598

DENSO	DENSO
DOX-1599	DOX-0119
DOX-1599	DOX-1599
DOX-1612	DOX-0117
DOX-1613	DOX-0117
DOX-1615	DOX-0117
DOX-1616	DOX-0117
DOX-1617	DOX-0109
DOX-1617	DOX-1617
DOX-1618	DOX-0109
DOX-1618	DOX-1618
DOX-1700	DOX-1700
DOX-1701	DOX-1701
DOX-1702	DOX-1702
DOX-1703	DOX-1703
DOX-1704	DOX-1704
DOX-1707	DOX-1707
DOX-2000	DOX-0150
DOX-2000	DOX-2000
DOX-2001	DOX-0150
DOX-2001	DOX-2001
DOX-2002	DOX-0150
DOX-2002	DOX-2002
DOX-2003	DOX-0150
DOX-2003	DOX-2003
DOX-2004	DOX-0150
DOX-2004	DOX-2004
DOX-2005	DOX-0150
DOX-2005	DOX-2005
DOX-2006	DOX-0150
DOX-2006	DOX-2006
DOX-2007	DOX-0150
DOX-2007	DOX-2007
DOX-2008	DOX-0150
DOX-2008	DOX-2008
DOX-2009	DOX-0150
DOX-2009	DOX-2009
DOX-2010	DOX-0150
DOX-2010	DOX-2010
DOX-2011	DOX-0150
DOX-2011	DOX-2011
DOX-2012	DOX-0150
DOX-2012	DOX-2012
DOX-2013	DOX-0150
DOX-2013	DOX-2013
DOX-2014	DOX-0150
DOX-2014	DOX-2014
DOX-2015	DOX-0150
DOX-2015	DOX-2015
DOX-2016	DOX-0150
DOX-2016	DOX-2016
DOX-2017	DOX-0150
DOX-2017	DOX-2017
DOX-2018	DOX-0150
DOX-2018	DOX-2018
DOX-2020	DOX-0150
DOX-2020	DOX-2020
DOX-2021	DOX-0150
DOX-2021	DOX-2021
DOX-2022	DOX-0150
DOX-2022	DOX-2022
DOX-2023	DOX-0150
DOX-2023	DOX-2023
DOX-2024	DOX-0150
DOX-2024	DOX-2024
DOX-2025	DOX-0150
DOX-2025	DOX-2025
DOX-2026	DOX-0150
DOX-2026	DOX-2026
DOX-2027	DOX-0150
DOX-2027	DOX-2027
DOX-2028	DOX-0150
DOX-2028	DOX-2028
DOX-2030	DOX-0150

DENSO	DENSO
DOX-2030	DOX-2030
DOX-2031	DOX-0150
DOX-2031	DOX-2031
DOX-2033	DOX-0150
DOX-2033	DOX-2033
DOX-2034	DOX-0150
DOX-2034	DOX-2034
DOX-2035	DOX-0150
DOX-2035	DOX-2035
DOX-2036	DOX-0150
DOX-2036	DOX-2036
DOX-2037	DOX-0150
DOX-2037	DOX-2037
DOX-2038	DOX-0150
DOX-2038	DOX-2038
DOX-2039	DOX-0150
DOX-2039	DOX-2039
DOX-2040	DOX-0150
DOX-2040	DOX-2040
DOX-2041	DOX-0150
DOX-2041	DOX-2041
DOX-2042	DOX-0150
DOX-2042	DOX-2042
DOX-2044	DOX-0150
DOX-2044	DOX-2044
DOX-2045	DOX-0150
DOX-2045	DOX-2045
DOX-2046	DOX-0150
DOX-2046	DOX-2046
DOX-2047	DOX-0150
DOX-2047	DOX-2047
DOX-2048	DOX-0150
DOX-2048	DOX-2048
DOX-2049	DOX-0150
DOX-2049	DOX-2049
DOX-2050	DOX-0150
DOX-2050	DOX-2050
DOX-2051	DOX-0150
DOX-2051	DOX-2051
DOX-2052	DOX-0150
DOX-2052	DOX-2052
DOX-2053	DOX-0150
DOX-2053	DOX-2053
DOX-2054	DOX-0150
DOX-2054	DOX-2054
DOX-2055	DOX-0150
DOX-2055	DOX-2055
DOX-2056	DOX-0150
DOX-2056	DOX-2056
DOX-2057	DOX-0150
DOX-2057	DOX-2057
DOX-2058	DOX-0150
DOX-2058	DOX-2058
DOX-2059	DOX-0150
DOX-2059	DOX-2059
DOX-2060	DOX-0150
DOX-2060	DOX-2060
DOX-2061	DOX-0150
DOX-2061	DOX-2061
DOX-2062	DOX-0150
DOX-2062	DOX-2062
DOX-2063	DOX-0150
DOX-2063	DOX-2063
DOX-2064	DOX-0150
DOX-2064	DOX-2064
DOX-2065	DOX-0150
DOX-2065	DOX-2065
DOX-2066	DOX-0150
DOX-2066	DOX-2066
DOX-2067	DOX-0150
DOX-2067	DOX-2067
DOX-2068	DOX-0150
DOX-2068	DOX-2068

DENSO	DENSO
DOX-2069	DOX-0150
DOX-2069	DOX-2069

# Lambda Sensors | Abbreviations

	GB	DE	FR	ES	IT	SE	PL	RU
	Vehicle, Make, Model, Engine Capacity	Fahrzeug, Marke, Modell, Hubraum	Véhicule, Marque, Modèle, Cylindrée	Vehículo, Marca, modelo, cilindrada del motor	Veicolo, Marca, Modello, Cilindrata	Fordon, märke, modell motorvolym	Pojazd, marka, model, pojemność silnika	Автомобиль, марка, модель, литраж двигателя
	Fuel	Kraftstoff	Carburant	Combustible	Alimentazione	Bränsle	Paliwo	Топливо
<b>kW/HP</b>	Engine Power	Motorleistung	Puissance du moteur	Potencia del motor	Potenza motore	Motoreffekt	Moc silnika	Мощность двигателя
	Engine Code	Motorcode	Code du moteur	Código del motor	Numero motore	Motorkod	Kod silnika	Код двигателя
	Transmission	Getriebe	Transmission	Transmisión	Trasmissione	Transmission	Skrzynia biegów	Коробка передач
	Year (from - to)	Jahr (von - bis)	Année (de - à)	Año (de - a)	Anno (da - a)	Årsmodell (från - till)	Rok (od - do)	Год (с - до)
	Additional information	Zusätzliche Information	Informations complémentaires	Información adicional	Informazioni aggiuntive	Ytterligare information	Informacje dodatkowe	Дополнительная информация
<b>Direct Fit</b>	Direct Fit	Direkteinbau	Montage facile	Ajuste directo	Direct fit	Direktmontering	Sonda dedykowana	Прямая замена
<b>Universal</b>	Universal	Universal	Universel	Universal	Universale	Universell	Sonda uniwersalna	Универсальный
<b>L</b>	Left	Links	Gauche	Izquierda (Izq.)	S	Vänster	Lewy	Левый
<b>R</b>	Right	Rechts	Droite	Derecha (Der.)	D	Höger	Prawy	Правый
<b>Before</b>	In front of catalyst	Vor Katalysator	Avant le catalyseur	Delante	Davanti	Framför katalysator	Przed katalizatorem	До катализатора
<b>After</b>	After catalyst	Nach Katalysator	Après le catalyseur	Después	Dietro	Efter katalysator	Za katalizatorem	После катализатора
<b>M</b>	Manual transmission	Schaltgetriebe	Boîte de vitesses manuelle	Manual	M	Manuell transmission	Manualna skrzynia biegów	МКПП
<b>A</b>	Automatic transmission	Automatikgetriebe	Boîte de vitesses automatique	Automática	A	Automatisk transmission	Automatyczna skrzynia biegów	АКПП
<b>Petrol</b>	Petrol	Benzin	Essence	Gasolina	B	Bensin	Benzyna	Бензин
<b>Diesel</b>	Diesel	Diesel	Diesel	Diesel	D	Diesel	Diesel	Дизель
<b>Hybrid</b>	Hybrid	Hybrid	Hybride	Híbrido	I	Hybrid	Hybryda	Гибрид



DENSO Europe  
Hogesweyselaan 165  
1382 JL Weesp  
The Netherlands

Tel: +31 (0)294 493 493  
Fax: +31(0)294 417 122

[www.denso-am.eu](http://www.denso-am.eu)