

CHEVY TRUCKS  LIKE A ROCK

SUBURBAN



THE BEST SUBURBAN YET.

SINCE 1935, IT'S BEEN THE VEHICLE THAT'S MADE FAMILY TRIPS ENJOYABLE. CHEVY SUBURBAN. WITH FEATURES LIKE FOUR-WHEEL ANTILOCK DISC BRAKES AND AVAILABLE ONStar* AND AUTOTRAC 4x4 TRANSFER CASE, IT'S NO WONDER THIS IS STILL THE BEST SUBURBAN YET. AND COMBINED WITH AN AVAILABLE VORTEC 8100 SFI ENGINE – THE MOST POWERFUL GASOLINE ENGINE IN ITS CLASS† – A SPACIOUS INTERIOR, SMOOTH RIDE AND IMPRESSIVE TOWING AND HAULING

CAPABILITIES, SUBURBAN IS THE FULL-SIZE UTILITY THAT MEETS THE NEEDS OF AMERICAN FAMILIES. CHEVY SUBURBAN. FROM THE FAMILY OF CHEVY TRUCKS – THE MOST DEPENDABLE, LONGEST-LASTING TRUCKS ON THE ROAD.**

*ONE-YEAR ONSTAR SAFETY AND SECURITY SERVICE CONTRACT IS STANDARD ON SUBURBAN LT AND Z71, AVAILABLE ON SUBURBAN LS. CALL 1-800-ONSTAR-7 FOR SYSTEM LIMITATIONS AND DETAILS.

†THREE-QUARTER-TON MODELS ONLY. BASED ON 2001 MODEL YEAR GM LARGE UTILITY SEGMENT COMPETITIVE INFORMATION. EXCLUDES OTHER GM VEHICLES. **DEPENDABILITY BASED ON LONGEVITY: 1981–JULY 2000 FULL-LINE LIGHT-DUTY TRUCK COMPANY REGISTRATIONS. EXCLUDES OTHER GM DIVISIONS.



Throughout this brochure, you'll find invitations to learn more about Suburban's features by visiting chevy.com/suburbanbrochure

FAMILY SIZE.



You can get more details about the features of Suburban LT at chevy.com/suburbanbrochure

OPRYLAND HOTEL

WHERE COMFORT BEGINS.

FROM THE FIRST TIME YOU SLIP BEHIND THE WHEEL OF SUBURBAN LT, YOU'LL DISCOVER HOW TRULY COMFORTABLE AND ACCOMMODATING A SPORT UTILITY VEHICLE CAN BE. AN ERGONOMIC INSTRUMENT PANEL PLACES ALL MAJOR CONTROLS WITHIN EASY REACH. HEATED FRONT-ROW BUCKET SEATS WITH CUSTOM

LEATHER SEATING SURFACES AND ELECTRONIC CLIMATE CONTROL HELP TO MAKE EVEN LONG RIDES SEEM ENJOYABLE. AND AVAILABLE SECOND-ROW BUCKET SEATS FURTHER ENHANCE YOUR FAMILY'S AND FRIENDS' COMFORT. CHEVY SUBURBAN LT. IT'S THE START OF A PERFECT JOURNEY.

SUBURBAN LT SELECT STANDARD FEATURES:

- FIRST-AND SECOND-ROW CUSTOM LEATHER SEATING SURFACES.
- HEATED FRONT BUCKET SEATS.
- SECOND-ROW 60/40 SPLIT-FOLDING BENCH SEAT.
- THIRD-ROW BENCH SEAT (VINYL).
- ELECTRONIC CLIMATE CONTROL.
- ONSTAR.*
- AM/FM STEREO WITH CD AND CASSETTE PLAYERS, NINE SPEAKERS AND REAR SUBWOOFER.
- CARPETED FLOOR MATS.
- SIDE-MOUNTED RUNNING BOARDS.
- MACHINED CAST-ALUMINUM WHEELS.

*ONE-YEAR ONSTAR SAFETY AND SECURITY SERVICE CONTRACT IS STANDARD ON SUBURBAN LT. CALL 1-800-ONSTAR-7 FOR SYSTEM LIMITATIONS AND DETAILS.





ELECTRONIC CLIMATE CONTROL
 IN SUBURBAN LT MODELS, STANDARD ELECTRONIC CLIMATE CONTROL LETS YOU SET YOUR OPTIMUM TEMPERATURE - THEN IT'S AUTOMATICALLY MAINTAINED FOR YOUR COMFORT.



SECOND-ROW AUDIO CONTROLS
 WITH AVAILABLE SECOND-ROW AUDIO CONTROLS, REAR-SEAT PASSENGERS CAN ENJOY AN ENTIRELY DIFFERENT MUSIC SOURCE THAN WHAT IS BEING LISTENED TO IN THE FRONT. (HEADPHONES NOT INCLUDED.)



SUNROOF
 ALL SUBURBAN MODELS CAN BE EQUIPPED WITH AN AVAILABLE SUNROOF. WITH JUST A PUSH OF A BUTTON, THE GLASS PANEL CAN BE OPENED, CLOSED OR SET TO A VENT POSITION. A RETRACTABLE INTERIOR SHADE IS ALSO INCLUDED AS PART OF THE SUNROOF.



SUBURBAN SEATING
 ALONG WITH STANDARD FRONT BUCKET SEATS, SUBURBAN LT COMES EQUIPPED WITH A STANDARD SECOND-ROW 60/40 SPLIT-FOLDING BENCH SEAT AND THIRD-ROW BENCH SEAT. SECOND-ROW BUCKET SEATS ARE ALSO AVAILABLE. AND ALL FIRST- AND SECOND-ROW SEATS INCLUDE CUSTOM LEATHER SEATING SURFACES.



NINE-SPEAKER AUDIO SYSTEM
 A CUSTOM-DESIGNED NINE-SPEAKER AUDIO SYSTEM IS STANDARD IN SUBURBAN. THE SYSTEM HAS 126 WATTS, SIX-CHANNEL AMPLIFIER AND REAR SUBWOOFER.



ONSTAR*
 ONSTAR IS A STANDARD FEATURE ON SUBURBAN LT. SHOULD YOUR AIR BAG EVER DEPLOY, ONSTAR ADVISORS WILL CONTACT EMERGENCY ASSISTANCE IF NEEDED AND PROVIDE THEM WITH YOUR EXACT LOCATION.

*ONE-YEAR ONSTAR SAFETY AND SECURITY SERVICE CONTRACT IS STANDARD ON SUBURBAN LT. CALL 1-800-ONSTAR-7 FOR SYSTEM LIMITATIONS AND DETAILS.

For an interactive look at Suburban seating, go to chevy.com/suburbanbrochure

SUBURBAN LT INTERIOR IN NEUTRAL WITH FIRST- AND SECOND-ROW CUSTOM LEATHER SEATING SURFACES. SHOWN WITH AVAILABLE SECOND-ROW BUCKET SEATS.

GET AWAY FROM IT ALL.
TAKE IT ALL WITH YOU.



Find out more about
Suburban Z71 features at
chevy.com/suburbanbrochure



LUGGAGE RACK
SUBURBAN Z71 FEATURES
A LUGGAGE RACK WHICH
INCLUDES A ROLLER AT THE
BACK OF ITS DESIGN. THIS
FEATURE HELPS YOU SLIDE
ITEMS LIKE A LARGE CANOE
INTO PLACE WITH MORE EASE.

FOR YOUR NEXT FAMILY TRIP, TAKE THE
ULTIMATE ESCAPE VEHICLE. CHEVY
SUBURBAN Z71. IT LETS YOU LEAVE
THE WORLD BEHIND – OR TAKE A LITTLE
MORE OF IT WITH YOU – THANKS TO
THESE SELECT STANDARD FEATURES:

- 4x4 MODEL ONLY.
- BODY-COLOR GRILLE, BUMPERS,
DOOR HANDLES AND MIRRORS.
- SKID PLATES.
- 17-INCH WHEELS AND TIRES.
- TUBULAR ASSIST STEPS.
- WHEEL FLARES WITH EXTENSIONS.
- REAR LOCKING DIFFERENTIAL.
- Z71 OFF-ROAD SUSPENSION.
- SPECIALLY DESIGNED LUGGAGE
RACK WITH REAR ROLLER.
- LOWER MOLDINGS.
- ROUNDED FOG LAMPS.
- HIGH-CAPACITY AIR CLEANER.
- Z71 BADGING.

STRENGTH AND BEAUTY. IN
SUBURBAN, YOU GET BOTH.



Get even more details
about Suburban LS at
chevy.com/suburbanbrochure

ALMOST AS MUCH ROOM
AS A RANCH IN TEXAS.

IT COULD BE EVERYTHING YOU'VE EVER WANTED IN A SPORT UTILITY VEHICLE. CHEVY SUBURBAN LS. WITH ROOM FOR UP TO NINE PASSENGERS, CUSTOM CLOTH SEATS AND A LONG LIST OF STANDARD FEATURES, SUBURBAN LS LETS YOU AND YOUR FAMILY RELAX AND ENJOY THE RIDE TO THE OTHER SIDE OF THE STATE. WHICH, DEPENDING ON WHERE YOU LIVE, COULD BE A TWO-DAY DRIVE.

SUBURBAN LS SELECT STANDARD FEATURES:

- FRONT AND REAR AIR CONDITIONING AND HEAT.
- AM/FM STEREO WITH CD PLAYER.
- 126-WATT NINE-SPEAKER AUDIO SYSTEM WITH REAR SUBWOOFER.
- SOLAR-RAY DEEP-TINTED GLASS.
- REMOTE KEYLESS ENTRY.
- HOMELINK TRANSMITTER.
- RUNNING BOARDS.
- FOGLAMPS.
- MACHINED CAST-ALUMINUM WHEELS (HALF-TON MODELS).
- FORGED-ALUMINUM WHEELS (THREE-QUARTER-TON MODELS.)

Get more information about
the features of Suburban LS at
chevy.com/suburbanbrochure

PERSONAL ACCOMMODATIONS.



Learn more about Chevy Suburban LS features at chevy.com/suburbanbrochure

FRONT BUCKET SEATS
SUBURBAN LS CAN BE EQUIPPED WITH AVAILABLE FRONT BUCKET SEATS WITH CUSTOM LEATHER SEATING SURFACES. SHOWN: GRAPHITE INTERIOR WITH MEDIUM GRAY CUSTOM LEATHER SEATING SURFACES AND ACCENTS.

LS FEATURES



FRONT AND REAR AIR CONDITIONING AND HEAT
TO HELP KEEP EVERYONE COMFORTABLE, SUBURBAN FEATURES FRONT AND REAR AIR CONDITIONING WITH SEPARATE CONTROLS.



OVERHEAD CONSOLE
IN SUBURBAN LS, THE OVERHEAD CONSOLE INCLUDES CONTROLS FOR MAP LIGHTS, REAR-SEAT AIR CONDITIONING AND HEAT AND HOMELINK TRANSMITTER.

GROUND ILLUMINATING MIRRORS
AS A STANDARD FEATURE ON SUBURBAN, ELECTRIC HEATED MIRRORS INCLUDE A LIGHT AT THE BOTTOM OF THEIR SURFACE. THE LIGHT ILLUMINATES THE GROUND AROUND THE FRONT SIDE DOORS FOR CONVENIENT ENTRY AND EXIT. A SELF-DIMMING FEATURE IS ALSO INCLUDED ON THE DRIVER-SIDE MIRROR.

EXTENDED FLOOR CONSOLE
WHEN YOU ORDER AVAILABLE FRONT BUCKET SEATS, YOU ALSO GET AN EXTENDED FLOOR CONSOLE. IT FEATURES A LOCKABLE STORAGE AREA, STOWAGE LID WITH ROOM FOR A MAP HOLDER, TWO FRONT AND TWO REAR CUP HOLDERS, COIN HOLDER AND REAR-SEAT POWER PORT.



THE POWER OF SUBURBAN.



Even more details about Vortec power can be found at chevy.com/suburbanbrochure

IT TAKES A POWERFUL ENGINE TO PULL A LARGE FISHING BOAT UP A LAUNCH RAMP. THAT'S WHY YOU'LL FIND A VORTEC ENGINE INSIDE EVERY CHEVY SUBURBAN. AN AVAILABLE VORTEC 8100 V8 IN THREE-QUARTER-TON MODELS IS THE MOST POWERFUL GASOLINE ENGINE IN ITS CLASS* — EVEN MORE POWERFUL THAN V10 ENGINES FROM FORD. THAT SUBURBAN COMMITMENT TO STRENGTH

IS ALSO FOUND IN THE VORTEC 6000 V8 ENGINE — STANDARD IN THREE-QUARTER-TON MODELS — AND THE VORTEC 5300 V8 SFI THAT'S STANDARD IN HALF-TON MODELS. WHEN THERE'S A JOB TO BE DONE, THERE'S NOTHING LIKE THE COMBINATION OF CHEVY SUBURBAN AND VORTEC POWER.

*BASED ON 2001 MODEL YEAR GM LARGE UTILITY SEGMENT COMPETITIVE INFORMATION. EXCLUDES OTHER GM VEHICLES.

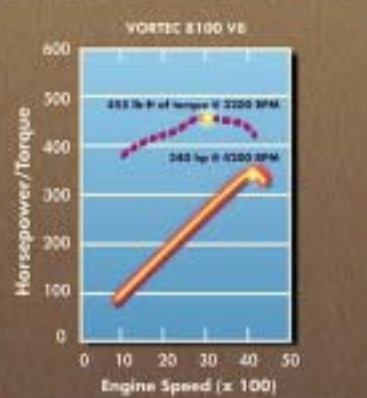
VORTEC 8100 V8 ENGINE
THE AVAILABLE BIG BLOCK ENGINE IN SUBURBAN THREE-QUARTER-TON MODELS GENERATES AN AMAZING 340 HORSEPOWER AND 455 LB.-FT. OF TORQUE.



VORTEC ENGINE AVAILABILITY FOR CHEVY SUBURBAN

MODEL	ENGINE	HORSEPOWER @ RPM	TORQUE @ RPM
1/2-ton (standard)	Vortec 5300 V8 SFI	285 @ 5200	325 lb.-ft. @ 4000
3/4-ton (standard)	Vortec 6000 V8 SFI	320 @ 4400	360 lb.-ft. @ 4000
3/4-ton (optional)	Vortec 8100 V8 SFI	340 @ 4200	455 lb.-ft. @ 3200

TORQUE CURVE
THE VORTEC 8100, 6000 AND 5300 V8 SFI ENGINES OFFERED IN SUBURBAN HAVE A HIGH, LONG, FLAT TORQUE CURVE (ACROSS A BROAD RPM) THAT'S NEEDED FOR EXCELLENT TOWING CAPABILITY.



STRENGTH. A SUBURBAN TRADITION.

SELECT SUBURBAN TOWING-RELATED FEATURES:

- ALL VORTEC V8 SFI ENGINES HAVE A FLAT TORQUE CURVE TO HELP PROVIDE DEPENDABLE TOWING.
- THREE-QUARTER-TON MODELS WITH THE STANDARD VORTEC 6000 SFI ENGINE HAVE A GCWR OF UP TO 16,000 LBS.
- THREE-QUARTER-TON MODELS WITH THE AVAILABLE VORTEC 8100 V8 SFI ENGINE HAVE A GCWR OF UP TO 19,000 LBS.
- HALF-TON MODELS WITH THE STANDARD VORTEC 5300 SFI ENGINE HAVE A GCWR OF UP TO 14,000 LBS.
- FOUR-WHEEL ANTILOCK DISC BRAKES WITH DYNAMIC REAR PROPORTIONING.
- SEVEN-WIRE TRAILER HARNESS.
- ELECTRIC BRAKE CONTROLLER JUMPER HARNESS CONNECTOR (LOCATED UNDER THE DASH).
- A PREMIUM RIDE SUSPENSION HELPS MAINTAIN THE REAR SUSPENSION AT AN EVEN LEVEL WITH THE FRONT DURING HEAVY TRAILERING. STANDARD ON SUBURBAN HALF-TON MODELS.
- MAXIMUM TRAILERING WEIGHT OF 12,000 LBS. ON THREE-QUARTER-TON MODELS.
- TOW/HAUL MODE.

SUBURBAN TRAILERING SPECIFICATIONS

WEIGHT-CARRYING HITCH LIMIT: 5,000-LB. TRAILER WITH 600-LB. TONGUE WEIGHT. WEIGHT-DISTRIBUTING HITCH AND SWAY CONTROL REQUIRED OVER 5,000-LB. TRAILER WEIGHT. THE VEHICLE OWNER IS RESPONSIBLE FOR OBTAINING THE HITCH BALL, A HITCH OF THE PROPER SIZE, TYPE AND CAPACITY, AND OTHER APPROPRIATE EQUIPMENT REQUIRED TO SAFELY TOW BOTH THE TRAILER AND THE LOAD THAT WILL BE TOWED. ASK YOUR CHEVROLET DEALER FOR ADVICE ABOUT THE PROPER TOWING EQUIPMENT FOR YOUR NEW VEHICLE.

MODEL	VORTEC 5300 V8					VORTEC 6000 V8					VORTEC 8100 V8				
	GVWR ¹ (LBS.)	PAYLOAD ² (LBS.)	GCWR ³ (LBS.)	REQUIRED AXLE RATIO	MAX. TRAILER WEIGHT ⁴ (LBS.)	GCWR ³ (LBS.)	REQUIRED AXLE RATIO	MAX. TRAILER WEIGHT ⁴ (LBS.)	GCWR ³ (LBS.)	REQUIRED AXLE RATIO	MAX. TRAILER WEIGHT ⁴ (LBS.)	GCWR ³ (LBS.)	REQUIRED AXLE RATIO	MAX. TRAILER WEIGHT ⁴ (LBS.)	
1/2-TON 2WD	7000	2086	13,000	3.73	7400	14,000	4.10	8400	14,000	3.73	7100	17,000	4.10	12,000	
			14,000	4.10	8100										
4x4	7200	2077	13,000	3.73	7100	14,000	4.10	8100	14,000	3.73	7500	17,000	3.73	10,100	
			14,000	4.10	8100										
3/4-TON 2WD	8600	3153	14,000	3.73	7800	16,000	4.10	9800	19,000	4.10	12,000	17,000	4.10	12,000	
			14,000	4.10	9500										
4x4	8600	2840	14,000	3.73	7500	14,000	4.10	9500	19,000	4.10	12,000	17,000	4.10	12,000	
			14,000	4.10	9500										

1 GVWR (GROSS VEHICLE WEIGHT RATING) INCLUDES VEHICLE, PASSENGERS, EQUIPMENT AND CARGO. GVWR AVAILABILITY MAY VARY, DEPENDING ON SERIES, MODEL AND EQUIPMENT SELECTED. 2 PAYLOAD INCLUDES PASSENGERS, EQUIPMENT AND CARGO. 3 GROSS COMBINATION WEIGHT RATING (GCWR) IS THE TOTAL ALLOWABLE WEIGHT OF COMPLETELY LOADED VEHICLE AND TRAILER. 4 MAXIMUM TRAILER WEIGHT RATINGS ARE CALCULATED ASSUMING A BASE VEHICLE, EXCEPT FOR ANY OPTION(S) NECESSARY TO ACHIEVE THE RATING, PLUS DRIVER. THE WEIGHT OF OTHER OPTIONAL EQUIPMENT, PASSENGERS AND CARGO WILL REDUCE THE MAXIMUM TRAILER WEIGHT YOUR VEHICLE CAN TOW. SEE YOUR CHEVROLET DEALER FOR ADDITIONAL DETAILS.

NOTES: TRAILER TONGUE WEIGHT SHOULD BE 10 TO 15 PERCENT OF TOTAL LOADED TRAILER WEIGHT (UP TO 1,000 LBS. ON 1500 MODELS AND UP TO 1,500 LBS. ON 2500 MODELS). ADDITION OF TRAILER TONGUE WEIGHT CANNOT CAUSE VEHICLE WEIGHTS TO EXCEED REAR GROSS AXLE WEIGHT RATING (RGAWR) OR GROSS VEHICLE WEIGHT RATING (GVWR). THESE RATINGS CAN BE FOUND ON THE CERTIFICATION LABEL LOCATED ON THE DRIVER DOOR OR DOOR FRAME. • TRAILER PACKAGE INCLUDES TRAILER HITCH PLATFORM, TRAILER ELECTRICAL CONNECTOR AND ADAPTER AND TRAILER BRAKE JUMPER HARNESS.

Before you tow or trailer, get more details at chevy.com/suburbanbrochure



TRAILERING BASICS

Towing a trailer involves all major vehicle systems of your Chevy Truck, including powertrain, steering, suspension, tire and brake systems. Easy and safe trailering requires a properly equipped vehicle, additional trailering equipment and an appropriate trailer. It also requires loading both the vehicle and trailer properly, using safe driving techniques, meeting regional legal requirements and following break-in and maintenance schedules. For more information, consult the Owner's Manual, speak to a trailering expert at your Chevrolet dealership or visit our web site at chevy.com. The charts on this page will assist in determining how to best equip your Chevy Truck for trailering. To help you understand the charts, consider these trailering factors:

Torque: Indicates the strength of the engine. Low-end torque reflects how much force is generated to get your vehicle moving.

Horsepower: Indicates how much work the engine does at a certain engine speed. At mid to high engine rpm, it's what keeps you moving at highway speeds.

Axle Ratio: Along with your vehicle's transmission gears, a higher rear axle ratio contributes to how much available torque and horsepower (mechanical leverage) can be applied to the drive wheels for launch and uphill performance. Higher rear axle ratios, however, sacrifice fuel economy when not trailering.

Ball Hitch Trailering: There are two types of ball hitches. A weight-carrying hitch consists of a ball and coupler with no means to distribute the hitch weight. It is used primarily for lightweight trailers. Heavier trailers, however, require a weight-distributing hitch, which uses spring bars to transfer some of the hitch weight forward onto the tow vehicle's front axle and rearward onto the trailer's axle(s).

RGAWR and GVWR: Addition of trailer hitch weight cannot cause vehicle weights to exceed Rear Gross Axle Weight Rating (RGAWR) or Gross Vehicle Weight Rating (GVWR). These ratings can be found on the certification label located on the driver door or door frame.

GCWR: The Gross Combination Weight Rating is the total allowable weight of the completely loaded vehicle and trailer. A properly equipped tow vehicle and trailer at the maximum GCWR should be able to accelerate and merge with traffic, climb typical interstate grades at highway speeds, handle the combination on virtually all road surfaces and stop adequately within a reasonable distance.

Maximum Trailer Rating: This rating is determined by subtracting the tow vehicle's weight (curb weight) from the GCWR. When a base vehicle (curb) weight is used, additional passenger, equipment and cargo weight will reduce the maximum trailer rating.

TRAILERING CAUTIONS

NOTE: Please read this Trailering Caution safety information before trailering with your new truck.

NOTE: The safety steps described here are by no means the only precautions to be taken when trailering. See the Owner's Manual for the Chevy Truck of your choice for additional guidelines and trailering tips.

Trailering Caution: If you don't use the correct equipment and drive properly, you can lose control of your vehicle when you pull a trailer. For example, if the trailer is too heavy, your vehicle brakes may be less effective. You and your passengers could be seriously injured. Pull a trailer only after you have taken the following steps.

Trailer Brakes: If your trailer weighs more than 2,000 lbs. loaded, then it must have its own adequate brakes. Be sure to read and follow the instructions for the trailer brake controller so that it is installed, adjusted and maintained properly.

■ Don't tap into your vehicle's brake system if the trailer's brake system will use more than 0.02 cu. in. of fluid from your vehicle's master cylinder. If it does, neither braking system will work well. You could even lose your vehicle brakes.

Weight-carrying hitch limit: 5,000-lb. trailer with 600-lb. tongue weight. Weight-distributing hitch and sway control required over 5,000-lb. trailer weight. The vehicle owner is responsible for obtaining the hitch ball, a hitch of the proper size, type and capacity, and other appropriate equipment required to safely tow both the trailer and the load that will be towed. Ask your Chevrolet dealer for advice about the proper towing equipment for your new vehicle.

■ The trailer brake parts must be able to take 3,000 psi of pressure. If not, the trailer brake system must not be used with your vehicle. If everything checks out thus far, have a qualified individual make the brake fluid tap at the master cylinder port that sends fluid to the rear brakes. Don't use copper tubing, because it will bend and ultimately break. Use only double-walled steel brake tubing.

Hitches: It's important to have the correct hitch equipment. Crosswinds, large trucks going by and rough roads are just a few reasons why you'll need the right hitch. Here are some rules to follow:

■ If you'll be towing a trailer that, when loaded, will weigh more than 5,000 lbs., be sure to use a frame-mounted, weight-distributing hitch and sway control of the proper size. This equipment is very important for proper vehicle loading and good handling when you're driving.

■ If you have to make any holes in the body of your vehicle to install a trailer hitch, be sure to seal the holes if you ever remove the hitch. If they're not sealed, dirt, water and deadly carbon monoxide from the exhaust can get into your vehicle.

*Maximum trailer rating may be less based upon powertrain combination.

AUTORIDE SUSPENSION
THE AVAILABLE
AUTORIDE SUSPENSION
AUTOMATICALLY
CONTROLS THE AMOUNT
OF SHOCK DAMPING TO
OPTIMIZE THE RIDE. ON
SUBURBAN HALF-TON
MODELS, THE SYSTEM
ALSO INCLUDES AIR-
ASSISTED REAR
LOAD-LEVELING.
(AVAILABLE TRAILERING
EQUIPMENT SHOWN
ON VEHICLE.)



INSIDE AND OUT, IT'S ALL CHEVY TRUCK.

ENVIRONMENTAL CONCERNS

SUBURBAN WAS DESIGNED WITH THE ENVIRONMENT IN MIND. HERE ARE JUST SOME OF THE WAYS THAT SUBURBAN IS HELPING:

- OLD TIRES WILL BE RECYCLED EVERY YEAR TO MAKE RADIATOR SIDE BAFFLES ON ALL SUBURBAN MODELS.
- ALL MOLDED PLASTIC PARTS AND SOME EXTRUSIONS ARE MARKED FOR RECYCLABILITY.
- THE CALIFORNIA AIR RESOURCES BOARD (CARB) HAS QUALIFIED ALL 2002 SUBURBAN MODELS SOLD IN THE STATE AS LOW-EMISSIONS MODELS (CALIFORNIA VEHICLES ONLY).
- A GM OIL LIFE SYSTEM DETERMINES APPROPRIATE OIL-CHANGE INTERVALS BASED ON OPERATING CONDITIONS, NOTIFYING CUSTOMERS WHEN TO CHANGE THE OIL IN ORDER TO ELIMINATE UNNECESSARY OIL CHANGES AND CORRESPONDING WASTE.
- HYDROFORMING FRAME TECHNOLOGIES PROVIDE MORE EFFECTIVE USE OF STEEL MATERIAL, ELIMINATING THOUSANDS OF TONS OF STEEL SCRAP EVERY YEAR.
- THE ELECTRICAL SYSTEM DESIGN OF SUBURBAN REDUCES SPLICES FROM THE PREVIOUS-GENERATION MODEL, RESULTING IN MORE THAN A TON LESS OF LEAD SOLDER BEING USED YEARLY.
- LONGER-LIFE BRAKE COMPONENTS COULD PREVENT HUNDREDS OF POUNDS OF BRAKE PARTS FROM REACHING LANDFILLS.

SUSPENSION CHOICES

YOU CAN EQUIP YOUR NEW SUBURBAN WITH ONE OF THESE SUSPENSIONS:

- **PREMIUM RIDE** — HELPS MAINTAIN THE REAR SUSPENSION AT AN EVEN LEVEL WITH THE FRONT WHEN TRAILERING. STANDARD ON SUBURBAN HALF-TON MODELS.
- **Z71** — DESIGNED FOR DRIVING ON OFF-ROAD TERRAIN. STANDARD ON CHEVY SUBURBAN Z71.
- **FIRM RIDE** — PROVIDES A TAUT FEEL OF THE ROAD WITH ITS MULTILEAF-REAR SPRING SUSPENSION. STANDARD ON ALL THREE-QUARTER-TON MODELS EQUIPPED WITH THE VORTEC 6000 V8 SFI ENGINE.
- **AUTORIDE** — AUTOMATICALLY CONTROLS THE AMOUNT OF SHOCK DAMPING TO OPTIMIZE YOUR RIDE. ON HALF-TON MODELS, THE SYSTEM INCLUDES AIR-ASSISTED REAR LOAD-LEVELING. AVAILABLE ON LT AND REQUIRED WITH THE VORTEC 8100 V8 SFI ENGINE ON THREE-QUARTER-TON LS AND LT.

DENT-RESISTANT BODY PANELS

OUTER PANELS ON FRONT FENDERS AND DOORS, AS WELL AS REAR SIDE DOORS, ARE MADE OF HIGH-STRENGTH, DENT-RESISTANT STEEL. THE PANELS ARE MADE TO BETTER WITHSTAND DINGS THAT CAN COME FROM OTHER VEHICLES' DOORS IN PARKING SITUATIONS.

PAINT PROCESS

SUBURBAN FEATURES A HIGH-GLOSS PAINT FINISH ON ITS EXTERIOR. A BASECOAT/CLEARCOAT PAINT PROCESS IS USED TO HELP RESIST FADING.

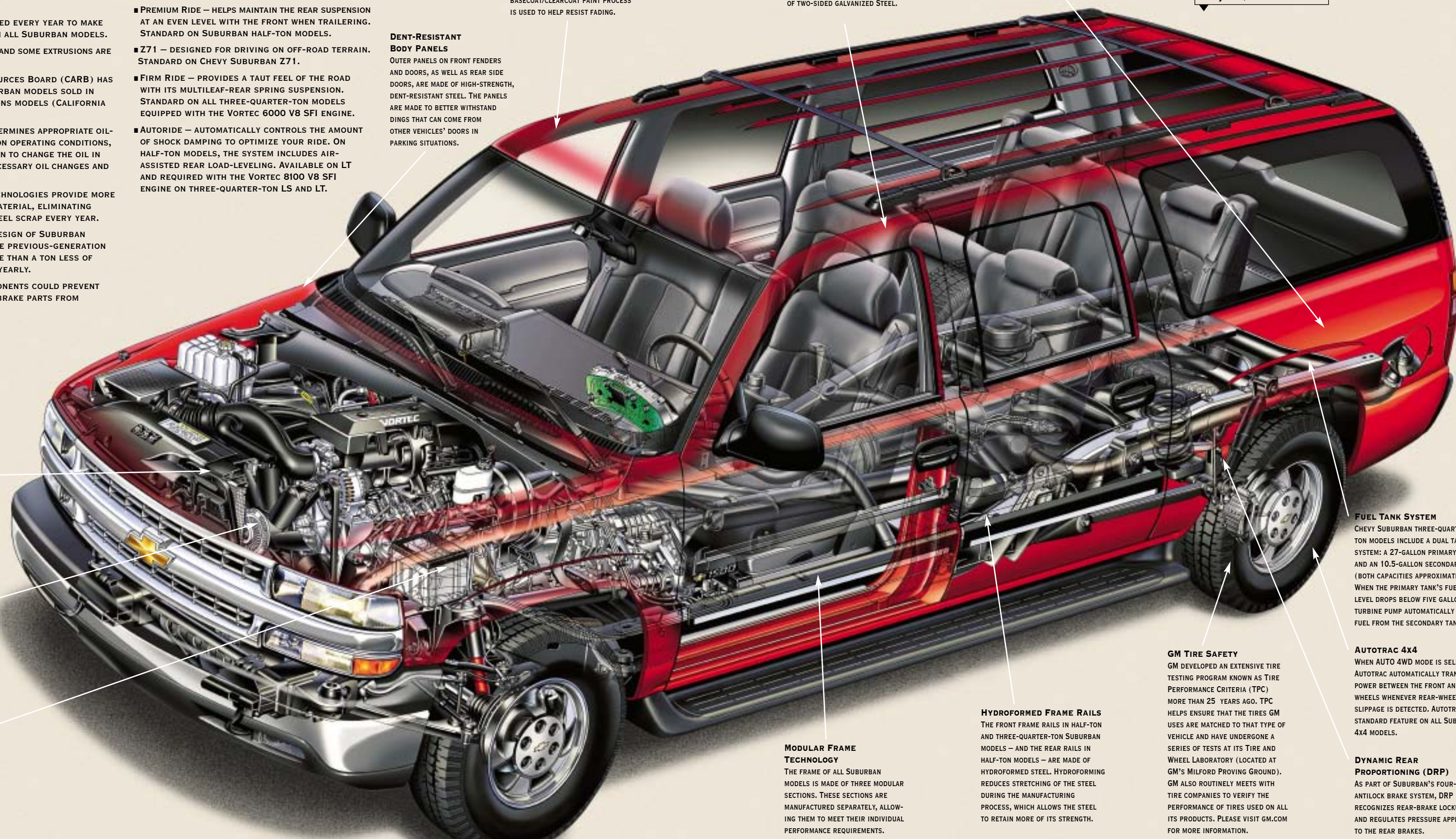
RUST-THROUGH CORROSION

TWO-SIDED GALVANIZED STEEL AND ALUMINUM ARE USED FOR ALL EXTERIOR BODY PANELS (EXCEPT THE ROOF) TO HELP PROTECT AGAINST CORROSION. WHEN THE AVAILABLE SUNROOF IS CHOSEN, THE ROOF IS ALSO CONSTRUCTED OF TWO-SIDED GALVANIZED STEEL.

SPARE TIRE LOCATION

THE SPARE TIRE IN CHEVY SUBURBAN IS UNDERNEATH THE FRAME TO PROVIDE EXTRA CARGO ROOM. THE SPARE HAS A LOCK TO HELP PREVENT THEFT.

There are even more engineering features at chevy.com/suburbanbrochure



ACCESSORY DRIVE BELT

THE ACCESSORY DRIVE BELT IS DESIGNED TO OPERATE FOR UP TO 150,000 MILES.*

*MAINTENANCE NEEDS VARY WITH DIFFERENT USES AND DRIVING CONDITIONS. SEE THE OWNER'S MANUAL FOR MORE INFORMATION.

EFFICIENT COOLING

ENGINE AND TRANSMISSION COOLING IN SUBURBAN ARE DESIGNED FOR EFFICIENCY AND RELIABILITY. AN ALUMINUM PUMP PROVIDES EQUAL DISTRIBUTION OF COOLANT TO BOTH BANKS OF THE VORTEC ENGINE CYLINDER CASE.

BATTERY-RUNDOWN PROTECTION

BATTERY-RUNDOWN PROTECTION AUTOMATICALLY TURNS OFF YOUR LIGHTS AND UNDERHOOD LAMP 20 MINUTES AFTER THE IGNITION HAS BEEN TURNED OFF.

MODULAR FRAME TECHNOLOGY

THE FRAME OF ALL SUBURBAN MODELS IS MADE OF THREE MODULAR SECTIONS. THESE SECTIONS ARE MANUFACTURED SEPARATELY, ALLOWING THEM TO MEET THEIR INDIVIDUAL PERFORMANCE REQUIREMENTS.

HYDROFORMED FRAME RAILS

THE FRONT FRAME RAILS IN HALF-TON AND THREE-QUARTER-TON SUBURBAN MODELS — AND THE REAR RAILS IN HALF-TON MODELS — ARE MADE OF HYDROFORMED STEEL. HYDROFORMING REDUCES STRETCHING OF THE STEEL DURING THE MANUFACTURING PROCESS, WHICH ALLOWS THE STEEL TO RETAIN MORE OF ITS STRENGTH.

FUEL TANK SYSTEM

CHEVY SUBURBAN THREE-QUARTER-TON MODELS INCLUDE A DUAL TANK SYSTEM: A 27-GALLON PRIMARY TANK AND AN 10.5-GALLON SECONDARY TANK (BOTH CAPACITIES APPROXIMATE). WHEN THE PRIMARY TANK'S FUEL LEVEL DROPS BELOW FIVE GALLONS, A TURBINE PUMP AUTOMATICALLY DRAWS FUEL FROM THE SECONDARY TANK.

GM TIRE SAFETY

GM DEVELOPED AN EXTENSIVE TIRE TESTING PROGRAM KNOWN AS TIRE PERFORMANCE CRITERIA (TPC) MORE THAN 25 YEARS AGO. TPC HELPS ENSURE THAT THE TIRES GM USES ARE MATCHED TO THAT TYPE OF VEHICLE AND HAVE UNDERGONE A SERIES OF TESTS AT ITS TIRE AND WHEEL LABORATORY (LOCATED AT GM'S MILFORD PROVING GROUND). GM ALSO ROUTINELY MEETS WITH TIRE COMPANIES TO VERIFY THE PERFORMANCE OF TIRES USED ON ALL ITS PRODUCTS. PLEASE VISIT GM.COM FOR MORE INFORMATION.

AUTOTRAC 4x4

WHEN AUTO 4WD MODE IS SELECTED, AUTOTRAC AUTOMATICALLY TRANSFERS POWER BETWEEN THE FRONT AND REAR WHEELS WHENEVER REAR-WHEEL SLIPPAGE IS DETECTED. AUTOTRAC IS A STANDARD FEATURE ON ALL SUBURBAN 4x4 MODELS.

DYNAMIC REAR PROPORTIONING (DRP)

AS PART OF SUBURBAN'S FOUR-WHEEL ANTILOCK BRAKE SYSTEM, DRP RECOGNIZES REAR-BRAKE LOCKUP AND REGULATES PRESSURE APPLIED TO THE REAR BRAKES.

BECAUSE YOUR FAMILY MATTERS THE MOST.



CHEVY SUBURBAN IS DESIGNED TO HELP KEEP YOU AND YOUR FAMILY FEELING SAFE AND SECURE. NO MATTER WHAT THE WEATHER MAY BE, YOU'LL APPRECIATE HAVING THESE FEATURES ON BOARD:

- ONSTAR.*
- FOUR-WHEEL ANTILOCK DISC BRAKES WITH DYNAMIC REAR PROPORTIONING.
- DRIVER AND RIGHT FRONT-PASSENGER FRONT AND SIDE-IMPACT AIR BAGS.†
- CHILD SECURITY LOCKS.
- AUTOTRAC TRANSFER CASE (STANDARD ON FOUR-WHEEL-DRIVE MODELS ONLY).
- ELECTRONIC TRACTION ASSIST (AVAILABLE ON TWO-WHEEL-DRIVE MODELS ONLY).
- PASSLOCK® II AND REMOTE KEYLESS ENTRY.
- ENGINE COOLANT LOSS PROTECTION.

*ONE-YEAR ONSTAR SAFETY AND SECURITY SERVICE CONTRACT IS STANDARD ON SUBURBAN LT AND Z71, AVAILABLE ON SUBURBAN LS. CALL 1-800-ONSTAR-7 FOR SYSTEM LIMITATIONS AND DETAILS.

†A NOTE ON CHILD SAFETY: ALWAYS USE SAFETY BELTS AND PROPER CHILD RESTRAINTS, EVEN WITH AIR BAGS. CHILDREN ARE SAFER WHEN PROPERLY SECURED IN A REAR SEAT. NEVER PLACE A REAR-FACING INFANT RESTRAINT IN THE FRONT SEAT OF ANY VEHICLE EQUIPPED WITH AN ACTIVE AIR BAG. SEE YOUR OWNER'S MANUAL AND CHILD SAFETY SEAT INSTRUCTIONS FOR MORE SAFETY INFORMATION.

◀ To find out about additional Suburban safety features, visit chevy.com/suburbanbrochure

CHEVY SUBURBAN HALF-TON LT 4x4 IN LIGHT PEWTER METALLIC.



AUTOTRAC 4x4

WHEN ENGAGED, AUTOTRAC AUTOMATICALLY TRANSFERS POWER BETWEEN THE FRONT AND REAR WHEELS WHENEVER REAR-WHEEL SLIPPAGE IS DETECTED. IT'S A STANDARD FEATURE ON ALL CHEVY SUBURBAN 4x4 MODELS.

ELECTRONIC TRACTION ASSIST

ON SUBURBAN TWO-WHEEL-DRIVE MODELS, AVAILABLE ELECTRONIC TRACTION ASSIST WORKS WITH THE LOCKING DIFFERENTIAL TO HELP PROVIDE ENHANCED VEHICLE TRACTION ON SLIPPERY SURFACES AND CONTROLLED ACCELERATION.



FRONT-SEAT SIDE-IMPACT AIR BAGS†

DRIVER AND RIGHT FRONT-PASSENGER SIDE-IMPACT AIR BAGS ARE STANDARD FEATURES. FRONT-SEAT SIDE-IMPACT AIR BAGS ARE DESIGNED TO HELP REDUCE THE RISK OF CERTAIN INJURIES TO FRONT-SEAT OCCUPANTS IN SIDE IMPACTS.



GO AHEAD, MAKE A CHANGE.

THROUGH THE YEARS, ONE OF THE MOST ENDURING TRAITS OF CHEVY SUBURBAN HAS BEEN ITS TREMENDOUS VERSATILITY. SOME THINGS ONLY GET BETTER. WHEN EXTRA SPACE IS NEEDED FOR A TRIP TO THE GARDENING STORE, SUBURBAN HAS UP TO 138.4 CU. FT. OF CARGO VOLUME.* WHEN YOU NEED TO MOVE LONG ITEMS AND STILL NEED PASSENGER ROOM, SIMPLY FOLD DOWN ONE PORTION OF THE SECOND-ROW 60/40 SPLIT-FOLDING BENCH SEAT. OF COURSE, THAT'S JUST THE BEGINNING OF HOW CHEVY SUBURBAN KEEPS UP WITH YOUR EVER-CHANGING LIFE.

*WHEN THE SECOND- AND THIRD-ROW SEATS ARE REMOVED.



Get more detail about the versatile features of Suburban at chevy.com/suburbanbrochure

CHEVY SUBURBAN LT MEDIUM GRAY INTERIOR WITH NEUTRAL CUSTOM LEATHER SEATING SURFACES AND ACCENTS.

THIRD-ROW CONVENIENCE

FOR EXTRA CARGO CAPACITY, THE THIRD-ROW BENCH SEAT CAN BE FOLDED DOWN AND FLIPPED FORWARD.

THIRD-ROW ACCESSIBILITY

BECAUSE THE RIGHT-PASSENGER SIDE OF THE 60/40 SPLIT-FOLDING BENCH SEAT IS PLACED ON A SLIDING ENTRY TRACK, THE SEAT CAN BE PUSHED FORWARD. THE RESULT: EASY ACCESS TO THE THIRD-ROW SEAT.

CARGO SECURITY SHADE AND CARGO NET

A RETRACTABLE CARGO SECURITY SHADE KEEPS POSSESSIONS PLACED IN THE CARGO AREA OUT OF SIGHT WHILE YOU'RE AWAY FROM YOUR SUBURBAN. A HANDY CARGO NET HELPS KEEP ITEMS LIKE GROCERIES FROM MOVING WHEN YOU ARE DRIVING.

SIZED RIGHT

CHEVY SUBURBAN IS DESIGNED TO FIT INTO MOST MODERN GARAGES. AND BECAUSE SUBURBAN HALF-TON MODELS HAVE A TIGHT TURNING RADIUS, THEY PROVIDE THE MANEUVERABILITY YOU NEED WHEN YOU'RE OUT AND ABOUT.

LUGGAGE CARRIER

IT'S EASY TO ADJUST THE LUGGAGE CARRIER ON SUBURBAN. SIMPLY PULL THE HANDLES, SET THE DESIRED CROSSRAIL SPAN AND LOCK INTO PLACE.

REAR-DOOR CHOICES

SUBURBAN OFFERS A CHOICE OF EITHER REAR CARGO DOORS OR AVAILABLE LIFTGATE/LIFTGLASS. THE LIFTGATE IS CONSTRUCTED OF LIGHTWEIGHT ALUMINUM, SO IT'S EASY TO LIFT. THE LIFTGLASS LETS YOU OPEN IT UP QUICKLY TO TOSS IN SMALL ITEMS.



MAKE A PERSONAL STATEMENT WITH GM ACCESSORIES.

There are more GM Accessories available for Suburban. Just go to chevy.com/suburbanbrochure



SURE, SUBURBAN IS ONE WELL-EQUIPPED SPORT UTILITY VEHICLE. BUT YOU CAN TAKE ITS FUNCTIONALITY TO AN EVEN HIGHER LEVEL WITH AVAILABLE GM ACCESSORIES. WITH A WIDE VARIETY OF

DEALER-INSTALLED FEATURES, GM ACCESSORIES LET YOU PERSONALIZE YOUR CHEVY SUBURBAN TO YOUR OWN SPECIFICATIONS. WHAT'S MORE, ALL GM ACCESSORIES ARE COVERED BY THE

GENERAL MOTORS 3-YEAR/36,000-MILE NEW VEHICLE LIMITED WARRANTY.* GM ACCESSORIES. THEY'RE THE REAL DEAL.

*SEE YOUR CHEVROLET DEALER FOR DETAILS OF THIS LIMITED WARRANTY.

CARGO ORGANIZER
AN AVAILABLE CARGO ORGANIZER FEATURES AN ADJUSTABLE DUAL-DIVIDER SYSTEM FOR SECURING ITEMS RANGING FROM OUTDOOR GEAR TO GROCERIES AND SPORTING EQUIPMENT.



HITCH-MOUNTED BIKE CARRIER
THIS AVAILABLE GM ACCESSORY ATTACHES EASILY TO THE CHEVY SUBURBAN HITCH, ALLOWING YOU TO TRANSPORT UP TO FOUR BIKES.



HOT AND COLD BEVERAGE CONSOLE
THIS AVAILABLE GM ACCESSORY HELPS KEEP YOUR FAVORITE BEVERAGE HOT OR COLD. A MULTIPLE-POSITION SWITCH LETS YOU USE ONE OF THE INTEGRATED DUAL CUP HOLDERS FOR A COLD DRINK, WHILE THE OTHER CAN BE USED SIMULTANEOUSLY TO KEEP A CUP OF COFFEE WARM.



ENTERTAINMENT CENTER
THIS AVAILABLE SYSTEM PROVIDES HOURS OF VIEWING PLEASURE FOR YOUR PASSENGERS. THE SYSTEM INCLUDES A PULL-DOWN MONITOR, REMOVABLE VIDEO-CASSETTE PLAYER, WIRELESS HEADPHONES AND PLUG-IN PORTS FOR VIDEO GAMES. (THE FEATURE IS NOT AVAILABLE WHEN THE OPTIONAL SUNROOF IS ORDERED.)



YOU NEVER TRAVEL ALONE.

Chevy Trucks are the most dependable, longest-lasting trucks on the road* sold and serviced by the largest dealer network in the USA. When you buy a Chevy Truck, you also get a rock-solid, comprehensive owner protection plan that will be there for you from the moment you take delivery. The plan includes:

- **New Vehicle Limited Warranty***
- **24-Hour Roadside Assistance**
- **Courtesy Transportation**

It's an owner protection plan you can believe in. Your Chevrolet dealer has all the details.

*Dependability based on longevity: 1981–July 2000 full-line light-duty truck company registrations. Excludes other GM divisions. †3 years/36,000 miles (whichever comes first). See dealer for details.



With the push of a button, available OnStar® service connects you with trained OnStar Advisors. They'll offer valuable assistance for just about any situation — 24 hours a day, seven days a week — providing safety, security and convenience wherever you drive. For more information, call **1-800-ONSTAR-7** (1-800-667-8277) or visit us at **onstar.com**

*Service will vary depending on truck brand purchased and service plan. OnStar uses existing emergency service providers and cellular and satellite technologies.



24-HOUR ROADSIDE ASSISTANCE

Call **1-800-CHEV-USA** toll free any-time during the warranty period. Towing and basic technical advice come with the Basic Care Package. Courtesy Care provides additional features,* including locksmith services, flat tire changing, fuel delivery, non-warranty towing and jump starts. Some services will incur costs. Chevrolet reserves the right to modify or discontinue Basic Care and Courtesy Care at any time.

*During the term of the New Vehicle Limited Warranty.



NEW VEHICLE LIMITED WARRANTY

This warranty is for GM vehicles registered in the USA. See your Chevrolet dealer for terms and conditions.

Covered for 3 years/36,000 miles (whichever comes first):

- The complete vehicle
- Tires
- Towing to your nearest Chevrolet dealership
- Cosmetic corrosion resulting from defects
- Repairs made to correct any vehicle defect
- No charge for most warranty repairs.

Covered for 6 years/100,000 miles (whichever comes first):

- Rust-through corrosion

FOR MORE INFORMATION ON 2002 CHEVROLET CAR OR TRUCK PRODUCTS, CALL **1-800-950-2438** or visit us at **chevy.com**



COURTESY TRANSPORTATION

Ask your participating Chevrolet dealer for Courtesy Transportation if you drop your vehicle off for repairs under the New Vehicle Limited Warranty. Also see if you qualify for expense reimbursement and/or vehicle rental. Services vary at election of participating dealer.



CHEVROLET CUSTOMER ASSISTANCE CENTER

CALL **1-800-222-1020** toll free to talk directly to specialists who can handle any product or service concern you may have.



FROM DAY ONE ...

The vehicle is checklist-ready for you to drive away, and a full orientation awaits you on everything about your new Chevy Suburban.

ADDITIONAL INFORMATION IMPORTANT: A WORD ABOUT THIS BROCHURE.

We have tried to make this brochure comprehensive and factual. We reserve the right, however, to make changes at any time, without notice, in prices, colors, materials, equipment specifications, models and availability. Since information may have been updated since the time of printing, please check with your Chevrolet dealer for complete details. Chevrolet reserves the right to lengthen or shorten the model year for any product for any reason, or to start and end model years at different times.

SMARTLEASE BY GMAC.

For information about SmartLease, SmartBuy or any of the other quality GMAC financing options, see your Chevy dealer, call **1-800-32-SMART** or visit our web site at **www.gmacfs.com**

UPDATED SERVICE INFORMATION.

Chevrolet dealers receive useful service bulletins about Chevrolet products. You can purchase them by calling **1-800-551-4123**.

THE GM MOBILITY PROGRAM.

Chevrolet recognizes the importance of mobility to everyone's life and, therefore, offers financial assistance to persons with disabilities through the General Motors Mobility Program. This program can provide up to \$1,000 reimbursement toward the cost of eligible aftermarket adaptive equipment for drivers or passengers when installed or reinstalled on any eligible purchased or leased new GM vehicle. For details and free resource information, call **1-800-323-9935** (TTY users: **1-800-833-9935**).

ASSEMBLY.

Chevrolts and their components are assembled or produced by different operating units of General Motors, its subsidiaries or suppliers to GM worldwide. We sometimes find it necessary to produce Chevrolts with different or differently sourced components than originally scheduled. Since some options may be unavailable when your vehicle is assembled, we suggest that you verify that your vehicle includes the equipment you ordered or, if there are changes, that they are acceptable to you.

ENGINES.

Chevrolts are equipped with engines produced by different operating units of GM, its subsidiaries or suppliers to GM worldwide.

RUST-THROUGH CORROSION PROTECTION.

Chevrolts are designed and built to resist corrosion. All body sheet-metal panels are warranted against rust-through for 6 years/100,000 miles (whichever comes first). Application of additional rust-inhibiting materials is not required and none is recommended. See your Chevrolet dealer for terms of this limited warranty.

GM ACCESSORIES WARRANTY INFORMATION.

All GM Official Licensed Products purchased from and/or installed by your GM dealer are covered under the individual accessory manufacturers' warranties, and they are not warranted by General Motors or its dealers. Should any such GM Licensed Product require service, please contact the GM Licensed Product manufacturer identified on the product or its accompanying documentation. If the manufacturer is not so identified, contact your GM dealer to obtain the necessary information.

GM PROTECTION PLAN.

The GM Protection Plan® offers mechanical repair protection in addition to that provided by GM's New Vehicle Limited Warranty. Coverage for vehicle maintenance is also available. Ask your dealer about the GM Protection Plan. Coverage available only in the U.S. and Canada.

General Motors, GM, the GM Emblem, Astro, Blazer, Chevrolet, Chevy Express, S-10, Silverado, Suburban, Tahoe, Tracker, TrailBlazer, the Chevrolet Emblem, Autotrac, PASSlock, ETR, Delco, Hydra-matic, Solar-Ray, Z71 and 1-800-CHEV-USA are registered trademarks and Chevy, Avalanche, Autoride and Vortec are trademarks of the General Motors Corporation. GMAC, SmartLease and SmartBuy are registered service marks of the General Motors Acceptance Corporation. OnStar is a registered service mark of OnStar Corporation. HomeLink is a registered trademark of Johnson Controls Inc. ©2001 General Motors Corporation. All rights reserved.



ACCELERATE YOUR COLLEGE SAVINGS.

GM — along with many other leading companies — has teamed up with Upromise, the revolutionary college savings accelerator that can help you save thousands of dollars for college. When you purchase or lease an eligible new Chevrolet, GM will contribute \$150 into your Upromise college savings account. For complete details on the GM-Upromise program, go to **http://upromise-gm.com**. Enrollment is simple and absolutely free. To receive the \$150 GM contribution, you need to be a Upromise member 30 days before you take delivery of your vehicle.

Litho in USA.

September 2001



GM is a proud sponsor of the 2002 Olympic Winter Games. Learn more by visiting **chevy.com/suburbanbrochure**



LT COLOR AVAILABILITY

EXTERIOR COLORS

	INTERIOR COLORS		
	GRAPHITE/ MED. GRAY	TAN/ NEUTRAL	MED. GRAY/ NEUTRAL
ONYX BLACK	■	■	■
INDIGO BLUE METALLIC	■	■	■
LIGHT PEWTER METALLIC	■	■	■
FOREST GREEN METALLIC	■	■	■
MEDIUM CHARCOAL GRAY METALLIC	■		■
VICTORY RED	■	■	■
REDFIRE METALLIC	■	■	■
SUMMIT WHITE	■	■	■

STANDARD LT CUSTOM LEATHER SEATING SURFACES (FIRST AND SECOND ROWS). SHOWN IN NEUTRAL.



LS AND Z71 COLOR AVAILABILITY

EXTERIOR COLORS

	INTERIOR COLORS				
	LS	Z71	GRAPHITE/ MED. GRAY	TAN/ NEUTRAL	MED. GRAY/ NEUTRAL
ONYX BLACK	✓	✓	■	■	■
INDIGO BLUE METALLIC	✓		■	■	■
LIGHT PEWTER METALLIC	✓	✓	■	■	■
FOREST GREEN METALLIC	✓	✓	■	■	■
MEDIUM CHARCOAL GRAY METALLIC	✓		■		■
VICTORY RED	✓		■	■	■
REDFIRE METALLIC	✓		■	■	■
SUMMIT WHITE	✓	✓	■	■	■

STANDARD SUBURBAN LS CUSTOM CLOTH SEATING SHOWN IN TAN. ALSO AVAILABLE WITH CUSTOM LEATHER SEATING SURFACES FOR FIRST AND SECOND ROWS. (STANDARD WITH Z71).



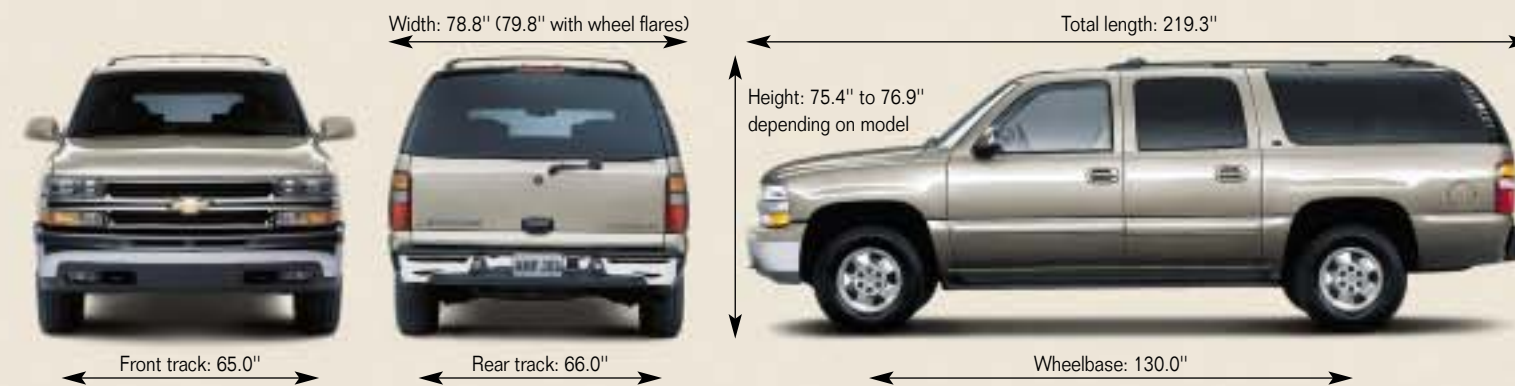
EXTERIOR FEATURES

TRIM LEVEL	LS	Z71 ¹	LT
EXTERIOR FEATURES			
Air dam: Dark Argent	S	-	S
Air dam: Gray, bold style	-	S	-
Assist steps	S	-	S
- Side-mounted	-	S	-
- Side-mounted, tubular	-	-	S
Body panels: two-sided galvanized-steel and aluminum (except roof panel without sunroof)	S	S	S
Color-keyed exterior accents	-	S	S
- Mirrors, door handles	-	-	S
- Body-side moldings	-	-	S
- Front bumper top pad (specific colors)	-	-	S
Bumpers:			
- Front, chrome with top pad	S	-	S
- Front, painted	-	S	-
- Rear, chrome with step pad	S	-	S
- Rear, painted	-	S	-
Daytime Running Lamps with Automatic Exterior Lamp Control	S	S	S
Defogger: rear-window, electric	S	S	S
Doors: rear			
- Cargo	S	S	S
- Liftgate: rear with washer/wiper	O	O	O
Foglamps, halogen	S	S	S
- Rectangular	S	-	S
- Rounded	-	S	-
Grille:			
- Chrome deluxe	S	-	S
- Color-keyed	-	S	-
Luggage rack: adjustable, roof-mounted	S	-	S
Luggage rack, with rear roller	-	S	-
Mirrors, outside rearview foldaway: electric, heated with ground illumination and driver-side self-dimming feature	S	S	S
Moldings: body-side with chrome accents	S	-	S
Moldings: lower rocker (gray)	-	S	-
Recovery hooks: two front (4x4 models)	S ²	S	S ²
Spare tire: underbody, 16-inch with winch-type carrier and lock	S	S	S
Sunroof: power ³	O	O	O ⁴
Wheel flares (standard on three-quarter-ton models)	O	-	O
Wheel flares with extensions	-	S	-
Wipers: intermittent windshield	S	S	S

TRIM LEVEL	LS	Z71 ¹	LT
CHASSIS FEATURES			
Air cleaner: high-capacity	S	S	S
Alternator: 130-amp	S	S	S
Battery: heavy-duty 600 cca	S	S	S
Brakes: four-wheel antilock with front and rear disc	S	S	S
Engine:			
- Vortec 5300 V8 SFI (half-ton models)	S	S	S
- Vortec 6000 V8 SFI (three-quarter-ton models)	S	-	S ⁵
- Vortec 8100 V8 SFI (three-quarter-ton models)	O ⁵	-	O ⁵
Engine block heater	O	O	O
Engine oil cooler: auxiliary (three-quarter-ton models)	S	-	S
Exhaust system: stainless-steel; aluminized stainless-steel muffler and tailpipe	S	S	S
Fuel capacity (approximate):			
- 31-gallon (half-ton models)	S	S	S
- 37.5-gallon (three-quarter-ton models)	S	-	S
Locking differential (4x4) ⁶	O ²	S	O ²
Skid Plate Package (4x4 only): includes oil pan/differential case, transfer case shields	O	S	O
Snow Plow Prep Package (three-quarter-ton 4x4 models)	O ⁷	-	O ⁷
Suspension: front			
- Independent torsion bar	S	S	S
Suspension: rear			
- Multilink with coil springs (half-ton models)	S	S	S
- Multistage leaf springs (three-quarter-ton models)	S	-	S
Suspension: Z71 Off-Road	-	S	-
Traction Package (2WD only): includes Electronic Traction Assist, locking differential and recovery hooks	O ⁸	-	O ⁸
Steering: power-assisted recirculating ball ⁹	S	S	S
Trailer Package: trailer hitch platform, seven-pin wiring connector, transmission oil cooler, trailer brake pre-wire harness and 7-way-to-4-way adapter	O	S	O
Trailer wire-harness: seven-wire	S	S	S
Transfer case: Autotrac active (4x4)	S	S	S
Transmission: Hydra-matic four-speed automatic with overdrive and Tow/Haul mode	S	S	S
Transmission oil cooler			
- Half-ton models	O	S	O
- Three-quarter-ton models	S	-	S

¹ Half-ton 4x4 only. ² For 2WD, included with Traction Package only. ³ When this option is ordered, second-row redundant climate controls are not included. ⁴ Deletes electronic climate control for the second row. ⁵ Requires Autoride suspension. ⁶ Also available on three-quarter-ton 2WD models with Vortec 8100 V8 SFI engine. ⁷ Requires Vortec 6000 V8 SFI engine. Not available with power sunroof. ⁸ Not available with Vortec 8100 V8 SFI engine. ⁹ Speed-sensitive on 4WD models.

Learn more about the features and specifications of Suburban at chevy.com/suburbanbrochure



INTERIOR FEATURES

TRIM LEVEL	LS	Z71 ¹	LT
SEATING			
Front-row seats:			
- Driver and front-passenger six-way power Custom Cloth reclining 40/20/40 split bench with driver and passenger manual lumbar support and center armrest storage	S	-	-
- Driver and front passenger six-way power reclining bucket seats with manual lumbar support, inboard armrests and floor console:			
Custom Cloth	O	-	-
Custom Leather seating surfaces	O	S	-
- Heated bucket seats with Custom Leather seating surfaces, eight-way power, driver memory, driver and passenger power recline, lumbar and bolster support, seatback bolster and articulating head restraints	-	-	S
Second-row seats:			
- 60/40 split-folding bench	S	S	S
- Dual buckets (requires front bucket seats and Custom Leather seating surfaces)	O	O	O
Third-row seat: bench			
- Cloth	S	-	-
- Vinyl (with front and second-row Custom Leather seating surfaces)	-	S	S
INTERIOR FEATURES			
Air bags: Driver and right front-passenger front- and side-impact ²	S	S	S
Air conditioning and heat:			
- Front and rear, with front/rear controls ³	S	S	S
- Electronic climate control	-	-	S
Assist handles: front-passenger and second-row outboard	S	S	S
Cargo shade: color-keyed, retractable and removable	S	S	S
Cargo net: rear	S	S	S
Console: overhead	S	S	S
Cruise control: with telltale in instrument panel cluster	S	S	S
Cup holders: dual front, dual rear-quarter panel	S	S	S
Door locks:			
- Programmable power with cargo and auxiliary switch	S	S	S
- Remote Keyless Entry and content theft alarm	S	S	S
Driver Message Center	S	S	S
Floor mats: carpeted for all rows	S	S	S

TRIM LEVEL	LS	Z71 ¹	LT
Glass: Solar-Ray deep-tinted	S	S	S
HomeLink universal transmitter	S	S	S
Instrument panel gauges: trip odometer, oil pressure, voltmeter, tachometer, engine temperature and engine hour meter	S	S	S
Lighting, interior: dome with delayed entry feature, ashtray, glove box and underhood	S	S	S
Mirror: inside rearview self-dimming with eight-point compass and outside temperature readout dual display	S	S	S
PASSlock® II theft-deterrent system	S	S	S
OnStar system ⁴ : includes one-year Safety and Security contract for air bag notification, emergency and roadside services, theft tracking, remote diagnostics, remote door unlock and AccidentAssist	O	S	S
Power ports: Dual front, single cargo area	S	S	S
Steering column: Tilt-Wheel adjustable	S	S	S
Steering wheel: leather-wrapped	S	S	S
Sunshades: cloth-covered with extender/secondary shades and lighted vanity mirrors	S	S	S
Windows: power, with driver lockout switch	S	S	S
SOUND SYSTEMS			
Audio systems:			
- AM/FM stereo with CD player, nine speakers including subwoofer	S	-	-
- AM/FM stereo with dual playback cassette and CD players, nine speakers including subwoofer and rear-seat audio controls (headphones not included)	O ⁵	S	S

S - Standard O - Optional

¹ Half-ton 4x4 only. ² Always use safety belts and proper child restraints, even with air bags. Children are safer when properly secured in a rear seat. See the Owner's Manual for more safety information. ³ Second-row redundant controls deleted with optional sunroof. ⁴ One-year OnStar Safety and Security service contract is standard on Suburban LT and Z71. Call 1-800-ONSTAR-7 for system limitations and details. ⁵ Requires front bucket seats.

THE GM CARD® — WHAT ARE YOU CHARGING TOWARD?SM

The GM Card rewards you 5% on every credit card purchase, making it the fastest way to save toward the GM car or truck of your dreams. For information or to apply for The GM Card, call **1-800-8GM-CARD** or visit our web site at www.gmcard.com



EXTERIOR COLORS AND SUSPENSIONS



ONYX BLACK



INDIGO BLUE METALLIC



FOREST GREEN METALLIC



REDFIRE METALLIC*

*Not available on 3/4-ton models.



MEDIUM CHARCOAL GRAY METALLIC



VICTORY RED



LIGHT PEWTER METALLIC



SUMMIT WHITE

Learn more about the features and specifications of Suburban at chevy.com/suburbanbrochure

SUSPENSION CHOICES	LS	Z71	LT
Premium Ride (half-ton models)	S	–	S
Firm Ride (three-quarter-ton models) ¹	S	–	S
Autoride (half-ton models)	–	–	O
Autoride (three-quarter-ton models)	O ²	–	O
Z71 Off-Road (half-ton 4x4 model)	–	S	–

¹ Firm Ride Suspension is standard with the Vortec 6000 V8 SFI engine. ² Autoride Suspension is available only with LS models with Vortec 8100 V8 SFI engine.

CHEVY TRUCKS LIKE A ROCK



Avalanche



Silverado



Suburban



Tahoe



TrailBlazer



Tracker



Blazer



S-10 Pickup



Astro



Express LT

▶ FOR ADDITIONAL INFORMATION ABOUT CHEVROLET VEHICLES, VISIT CHEVY.COM

AMERICA ONLINE KEYWORD: CHEVY

