

2012 EXPEDITION+EL



Drive one.



## Full-sized. Adventure ready.

Just add family and friends. With roomy seating for up to 8, everybody's always welcome. And there's plenty of space for their gear – up to 108.3 cu. ft. on Expedition and 130.8 on EL.<sup>1</sup> Parking is easier than ever with our new front park assist<sup>2</sup> alerting you to large, stationary objects detected in front of the vehicle. You can even bring Pandora® internet radio along for the ride thanks to our new AppLink<sup>2</sup> feature on Ford SYNC®.<sup>2</sup> The 2012 Ford Expedition and Expedition EL – perfect for life's big adventures.

XLT EL. Ingot Silver Metallic. Available equipment.

<sup>1</sup>Cargo and load capacity limited by weight and weight distribution. <sup>2</sup>Available feature.



2012 EXPEDITION+EL [ford.com](http://ford.com)



## Helps you keep it all in line.



The proven 5.4L V8 engine and 6-speed automatic transmission under the hood of every Expedition give you 20 mpg hwy,<sup>1</sup> 310 horsepower and 365 lb.-ft. of torque, along with the ability to tow up to 9,200 lbs.<sup>2</sup> This powertrain is also flex-fuel capable, so it runs on gasoline, E85 or any blend of the two. Standard trailer sway control monitors the motions of the vehicle and detects trailer sway, then automatically reacts by selectively braking to help you maintain control of both your Expedition and your trailer.<sup>3</sup> Control Trac<sup>®</sup> 4-wheel drive<sup>4</sup> features a convenient 4x4 AUTO mode that senses when the vehicle is on a loose or slippery surface and automatically transfers power to the appropriate wheels for optimal traction.

King Ranch<sup>®</sup> Autumn Red Metallic. Available equipment.

<sup>1</sup>EPA-estimated 14 city/20 hwy/16 combined mpg for Expedition 4x2. <sup>2</sup>When properly equipped. <sup>3</sup>Remember that even advanced technology cannot overcome the laws of physics. It's always possible to lose control of a vehicle due to inappropriate driver input for the conditions. <sup>4</sup>Available feature.



Drive one.

2012 EXPEDITION+EL [ford.com](http://ford.com)



## Treats you well.

Slip behind the wheel and let the star treatment begin. Relax into the supportive leather-trimmed<sup>1</sup> seats. Maximizing your comfort is easy thanks to a 10-way power-adjustable driver's seat<sup>1</sup> and power-adjustable pedals<sup>1</sup>. Next, set your side of the dual-zone electronic automatic temperature control<sup>1</sup> just the way you like it, then graciously invite your copilot to do the same. Check the rear view camera<sup>1</sup> display to see exactly what's behind the vehicle whenever you shift into Reverse – especially handy when you're lining up with a trailer hitch. And rely on the rain-sensing windshield wipers<sup>1</sup> to clear your view as the need arises. The 2012 Expedition takes care of you in all sorts of unexpected ways.



### Comforts in every season.

Heated and cooled front seats<sup>1</sup> can help you chase away a chill – or create one. To pamper more passengers, Expedition offers heated seats in the 2nd row<sup>1</sup> as well.

Limited. Charcoal Black leather trim. Available equipment.

<sup>1</sup>Available feature.



Drive one.

2012 EXPEDITION+EL [ford.com](http://ford.com)



## Hands control the wheel. Voice controls the rest.

### Stay connected to calls, music and more with SYNC.

No more searching for your phone. No device on your ear. Connect to your world with voice-activated Ford SYNC.<sup>1</sup> Once paired, SYNC recognizes your phone and automatically transfers your contacts to support voice calling. It also plays music from your phone, MP3, USB or iPod.<sup>®</sup> Just touch a button on the steering wheel and say things like "Call Melissa," or "Play genre: Pop." New AppLink<sup>1</sup> lets smartphone users control Pandora<sup>®</sup> internet radio (shown) and Stitcher SmartRadio<sup>™</sup> by voice too. SYNC also offers 911 Assist,<sup>™</sup> and with an activated SYNC Services account you get business searches,<sup>1</sup> turn-by-turn driving directions,<sup>1</sup> custom traffic alerts<sup>1</sup> and more. Personalize your experience at SyncMyRide.com.

### Full-color, voice-activated travel guide with SiriusXM.

The Navigation System<sup>2</sup> includes a 6-month trial subscription to SiriusXM Satellite Radio, Traffic and Travel Link<sup>3</sup> to bring you over 130 channels of unique content, plus live infotainment services. Get continuously updated traffic information, plus check local fuel prices, weather reports, movie listings, sports scores and more. This system features a vibrant 6.5" LCD touch screen with interactive maps you can zoom and scroll. Of course, it also responds to voice commands for hands-free control. Play DVDs while Expedition is in Park and store nearly 10 gigs of your digital music.

XLT Premium. Available equipment.

<sup>1</sup>Available feature. Requires compatible mobile device. Driving while distracted can result in loss of vehicle control. Only use mobile phones and other devices, even with voice commands, when it is safe to do so. Traffic alerts and turn-by-turn directions available in select markets. Text message and data rates may apply. <sup>2</sup>Available feature. <sup>3</sup>SiriusXM Satellite Radio, Traffic and Travel Link subscriptions sold separately or as a package after trial expires. SiriusXM Traffic and Travel Link service available in select markets. Subscriptions are governed by SiriusXM Customer Agreement; see www.siriusxm.com.



**Gives 3rd-row guests ample room to stretch.**



Their legs, that is. Best-in-class<sup>1</sup> 3rd-row leg room means even grown-ups will be happy to hop in the back. Whether you're headed to a meeting or to the kids' big game, Expedition makes carpooling easy with room for up to 8. To seat that many people, you'll want the standard 2nd-row 40/20/40 split-fold seat with CenterSlide<sup>®</sup> and a 3rd-row 60/40 split-fold seat.<sup>2</sup> XLT Premium, Limited and King Ranch<sup>®</sup> models include our ultra-convenient PowerFold<sup>®</sup> 3rd-row seat.<sup>2</sup>

XLT Premium EL. Camel leather trim. Available equipment.

<sup>1</sup>Class is Extended Utilities. <sup>2</sup>Available feature.



Drive one.

2012 EXPEDITION+EL [ford.com](http://ford.com)



## Takes a comprehensive approach to safety.

### **Masters challenging moments.**

Our standard AdvanceTrac® with RSC® (Roll Stability Control™) is the only electronic stability control system in its class that uses 2 gyroscopic sensors to help keep all 4 wheels firmly planted.<sup>1</sup> It automatically helps avoid skidding and fishtailing, and is particularly beneficial in inclement weather.

### **Personalizes your protection.**

Dual-stage front airbags and front-seat side airbags are standard on every Expedition in addition to our Safety Canopy® System, which increases protection with a rollover sensor and 3-row side-curtain airbags.

### **Clears up blind spots.**

Each standard sideview mirror features an integrated convex blind spot mirror that helps alert you to vehicles and objects nearby so you can avoid them.

### **Promotes smart driving.**

Our exclusive MyKey® allows you to program ignition keys with reminders to drive at appropriate speeds, keep the audio volume low and much more.

### **Sends an SOS for you.**

Our SOS Post-Crash Alert System™ can automatically flash the hazard lights and sound the horn after an airbag has deployed or a safety belt pretensioner has activated in certain collisions.<sup>2</sup> No subscription required.

### **Directly contacts 911.**

Ford SYNC®<sup>3</sup> with 911 Assist™ uses your phone to call 911 in the event of airbag deployment or fuel pump shutoff.<sup>4</sup> If needed, it can even give the operator an urgent message for you.

XLT. Black. Available equipment.

<sup>1</sup>Remember that even advanced technology cannot overcome the laws of physics. It's always possible to lose control of a vehicle due to inappropriate driver input for the conditions. <sup>2</sup>SOS hardware may become damaged or the battery may lose power in a crash, which could prevent operation. Not all crashes will activate an airbag or safety belt pretensioner. <sup>3</sup>Available feature. <sup>4</sup>The vehicle's electrical system (including the battery), the wireless service provider's signal and a connected mobile phone must all be available and operating for 911 Assist to function properly. These systems may become damaged in a crash. The paired mobile phone must be connected to SYNC, and the 911 Assist feature enabled, in order for 911 to be dialed.



2012 EXPEDITION+EL [ford.com](http://ford.com)

Lots of ways to make it yours.



Take advantage of versatile standards to make your life easier. Slide the center of the 2nd-row seat closer to you. Stay aware of your surroundings. And stow lots of gear on the huge, flat load floor. Add options to let more sunshine in, make loading cargo easy and so much more. Create the Expedition you want, just the way you want it.

- Power moonroof<sup>1</sup>
- CenterSlide<sup>®</sup> 2nd-row seat
- Cargo Management System – EL
- Blind spot mirrors
- 130.8 cu. ft. of cargo space – EL
- Power liftgate<sup>1</sup> and power-deployable running boards<sup>1</sup>




<sup>1</sup>Available feature.



Drive one.





XLT in Autumn Red Metallic customized with smoked hood and side window deflectors, molded splash guards, roof-mounted ski carrier by THULE®<sup>1</sup> and trailer towing accessories

Dual head restraint DVD by INVISION™<sup>1</sup>

All-weather floor mats

Remote start systems

Illuminated door sill plates

**Appearance**

Chrome exhaust tip

**Electronics**

Auto-dimming rearview mirror

Vehicle security systems

Keyless entry keypad

Park assist systems<sup>1</sup>

**Exterior**

Roof crossbars

Racks and carriers<sup>1</sup>

Hood and moonroof deflector

Splash guards

Locking fuel plug

Sportz® SUV tents<sup>1</sup>

Wheel lock kit

Full vehicle covers<sup>1</sup>

**Interior**

Interior light kit

Leather-trimmed interior seating<sup>1</sup>



<sup>1</sup>Ford Licensed Accessory.

# EXPEDITION+EL Standard Features



## Mechanical

5.4L 3-valve V8 FFV engine
6-speed automatic transmission with tow/haul mode
4-wheel independent suspension with coil-over shocks – Front: double-wishbone, short- and long-arm (SLA) design; rear: multilink design
4-wheel power disc brakes with Anti-Lock Brake System (ABS), brake assist and electronic brakeforce distribution (EBD)
28-gal. fuel tank capacity (33.5-gal. on Expedition EL)
Easy Fuel® capless fuel filler
Front skid plate (4x2 only)
Full-size spare tire
Non-limited-slip rear axle – 3.31 ratio (Expedition only); 3.73 ratio (Expedition EL only)
Variable-assist, power rack-and-pinion steering

## Seating

1st-row bucket seats
2nd-row 40/20/40 split-fold seat with CenterSlide® (slide-forward feature for center section); reclines and folds flat to floor in cargo mode
3rd-row 60/40 split-fold-flat-to-floor bench seat

## Interior

Air conditioning
Analog instrumentation with voltmeter, speedometer/odometer and tachometer, and oil pressure, water temperature and fuel gauges
Assist handles (2 in 1st row, 2 in 2nd row and 1 for liftgate)
Auto-dimming rearview mirror
Auxiliary audio input jack
Auxiliary rear climate control
Cargo Management System (Expedition EL only)
Carpeted floor mats in 1st and 2nd rows
Cruise control
Cupholders (9)
Dual-blade sun visors with illuminated vanity mirrors
Floor console with storage bin, coin holder, 2 headphone jacks, 4 cupholders, 2 powerpoints, auxiliary rear audio and climate controls, and pen holder
Front door-trim panels with map pockets and cupholders
Leather-wrapped steering wheel
Overhead console with map lights, single sunglasses holder and conversation mirror (plus rear quarter window switches, if equipped)
Power door locks
Powerpoints (3)
Power windows with one-touch-up/-down driver's side window feature
Rear floor air vents
SiriusXM Satellite Radio with 6-month trial subscription
Tilt steering column

## Exterior

Automatic headlamps with rainlamp
Chrome door and liftgate handles
Class IV trailer tow receiver with 4-pin connector
Concealed antenna in rear quarter glass
Fog lamps
Front tow hooks (4x4 only)
Liftgate with flip-up glass
Privacy glass (rear doors, rear quarter windows and rear window)
Rear-window defroster
SecuriCode™ keyless entry keypad
Windshield wipers – Front: speed-sensitive, 7-speed variable-intermittent; rear: 2-speed intermittent with washer

## Safety & Security

3-point safety belts for all seating positions
AdvanceTrac® with RSC® (Roll Stability Control™)
Belt-Minder® front safety belt reminder
Child-safety rear door locks
Dual-stage front airbags <sup>1</sup> ; safety belt pretensioners, safety belt energy-management retractors, safety belt usage sensors, driver's seat position sensor, crash severity sensor and restraint control module
Front-seat side airbags <sup>1</sup>
Height-adjustable shoulder belts for 1st row
LATCH – Lower Anchors and Tether Anchors for Children on rear-outboard seat positions
MyKey®
Perimeter alarm
Safety Canopy® System with 3-row side-curtain airbags <sup>1</sup> and rollover sensor
SecuriLock® Passive Anti-Theft System
Side-intrusion door beams
SOS Post-Crash Alert System™
Tire Pressure Monitoring System (excludes spare)
Trailer sway control

## XL

Equipment Group 101A  
Includes all standard features, plus:

### Seating

1st-row bucket seats with 2-way adjustable head restraints and 6-way power driver's seat with manual lumbar
Cloth seats

### Interior

Premium Sound System with single-CD player, MP3 capability and 6 speakers
---

### Exterior

17" aluminum wheels (non-EL)
18" machined aluminum wheels (EL)
Black lower bodyside moldings and bumpers
Black, power, heated sideview mirrors with blind spot mirrors and security approach lamps
Black roof-rack side rails with crossbars
Black running boards
Chrome grille
Dual reflector headlamps

## XLT

Equipment Group 200A  
Includes select XL features, plus:

### Interior

Ford SYNC® voice-activated, in-vehicle connectivity system
Message center
Power-adjustable pedals
Power rear quarter windows
Steering wheel-mounted audio controls
Universal garage door opener

### Exterior

18" machined aluminum wheels
Body-color lower bodyside moldings, wheel-lip moldings and bumpers
Chrome exhaust tip
Reverse Sensing System

## Horsepower, Torque & EPA-Estimated Fuel Economy

5.4L 3V V8 FFV Engine 6-speed automatic	Horsepower: 310 @ 5,100 rpm	Torque (lb.-ft.): 365 @ 3,600 rpm
4x2	14 city/20 hwy/16 combined mpg	
4x4	13 city/18 hwy/15 combined mpg	

<sup>1</sup>Always wear your safety belt and secure children in the rear seat.

Comparisons based on 2011 competitive models (class is Extended Utilities), publicly available information and Ford certification data at time of release. Some features discussed may be optional. Vehicles shown may contain optional equipment. Features shown may be offered only in combination with other options or subject to additional ordering requirements or limitations. Dimensions shown may vary due to optional features and/or production variability. Following release of the PDF, certain changes in standard equipment, options and the like, or product delays may have occurred which would not be included in these pages. Your Ford Dealer is the best source for up-to-date information. Ford Division reserves the right to change product specifications at any time without incurring obligations.



# EXPEDITION+EL Standard Features



## XLT Premium

Equipment Group 201A  
Includes select XLT features, plus:

### Seating

1st-row bucket seats with 10-way power-adjustable driver's seat, including power lumbar and memory, and 6-way power front-passenger seat

Leather-trimmed 1st- and 2nd-row seating

PowerFold® 3rd-row seat

### Interior

110-volt power outlet

Dual-zone electronic automatic temperature control

Leather-wrapped shift knob

Power-adjustable pedals with memory

Premium Sound System with single-CD player, MP3 capability and 7 speakers (including a subwoofer) with 340 watts

Woodgrain trim interior accents

### Exterior

Black, power, heated sideview mirrors with blind spot mirrors, security approach lamps, signal and memory

Pale Adobe lower bodyside moldings, wheel-lip moldings, bumpers and running boards

Power liftgate

Rain-sensing wipers

Rear view camera



## Limited

Equipment Group 300A  
Includes select XLT Premium features, plus:

### Mechanical

Heavy-Duty Trailer Tow Package includes Class IV hitch receiver, 7- and 4-pin connectors, heavy-duty auxiliary transmission oil cooler, heavy-duty radiator and electronic brake wiring kit

### Seating

1st-row, 10-way power-adjustable, heated and cooled bucket seats, including power lumbar and recline with driver's memory

Heated 2nd-row seats

Perforated leather-trimmed 1st- and 2nd-row seating

### Interior

Leather-wrapped steering wheel with olive ash black woodgrain insert

### Exterior

Body-color, power-adjustable/-folding, heated sideview mirrors with auto-dimming driver's side, memory, blind spot mirrors, security approach lamps and integrated turn signal indicators

Body-color lower bodyside moldings, wheel-lip moldings and running boards

Complex-Reflector System headlamps with blackout treatment

Chrome roof-rack side rails with Black crossbars

Front park assist



## King Ranch®

Equipment Group 400A  
Includes select Limited features, plus:

### Seating

Chaparral leather trim on all 3 rows of seating

### Interior

1st- and 2nd-row carpeted floor mats with embroidered King Ranch logo

Chaparral leather trim on steering wheel insert, center console lid and door-panel inserts

Woodgrain trim on center console, switch panels and instrument panel

### Exterior

Black roof-rack side rails with crossbars

Dual reflector headlamps

King Ranch logo on front fender and liftgate

Pale Adobe lower bodyside moldings, wheel-lip moldings, bumpers and running boards

Exterior Dimensions	Expedition/EL 4x2 (4x4)
Wheelbase	119.0"/131.0"
Length	206.5"/221.3"
Height – Including options	77.2"/77.7" (78.3")
Width – Excluding mirrors	78.8"
Width – Including mirrors	91.8"
Width – Mirrors folded	79.7"
Min. running ground clearance	8.7"
Liftover height	34.4"/35.3" (35.9")
Overhang – Front	39.2"
Overhang – Rear	48.3"/51.1"
Ramp breakover angle	18.4° (18.3°)/17.6° (18.7°)
Angle of approach	22.8° (22.6°)/23.1° (24.1°)
Angle of departure	21.4° (21.5°)/20.1° (20.9°)

Interior Dimensions	Expedition/EL
<b>1st Row</b>	
Head room	39.6"/39.5"
Shoulder room	63.2"
Leg room	41.1"
<b>2nd Row</b>	
Head room	39.8"/39.7"
Shoulder room	63.7"
Leg room	39.1"
<b>3rd Row (if equipped)</b>	
Head room	38.3"/38.0"
Shoulder room	51.9"/67.1"
Leg room	37.7"

Cargo Volume (cu. ft.)	Expedition/EL
Maximum cargo volume	108.3/130.8
Behind 2nd row	55.0/85.5
Behind 3rd row	18.6/42.6
<b>Maximum Loaded Trailer Weight (lbs.)<sup>1</sup></b>	
3.31 axle ratio	
4x2 Class IV	9,200/–
4x4 Class IV	9,000/–
3.73 axle ratio	
4x2 Class IV	9,200/8,900
4x4 Class IV	9,000/8,700

<sup>1</sup>Maximum weights shown are for properly equipped vehicles with required equipment and a 150-lb. driver. Weight of additional options, equipment, passengers and cargo must be deducted from this weight. For additional information, see your Ford Dealer.

Dimensions may vary by trim level. Cargo and load capacity limited by weight and weight distribution. King Ranch is a registered trademark of King Ranch, Inc. iPod is a registered trademark of Apple Inc. All rights reserved. Sirius U.S. Satellite Service available in the 48 contiguous U.S.A. and D.C. Sirius, XM and all related marks and logos are trademarks of Sirius XM Radio Inc. Microsoft is a registered trademark of Microsoft Corporation. THULE is a registered trademark of Thule Sweden AB. INVISION is a trademark of Audiovox Corporation. Power Code is a trademark of Code Systems, Inc. HD Radio is a proprietary trademark of iBiquity Digital Corp.





XLT. Stone leather trim. Available equipment. | XLT. Power rear-quarter windows. | All-weather floor mats in 1st and 2nd rows. | XLT. Ford SYNC. | XLT. Power-adjustable pedals.



# XL+XLT

## XL

### Available Package

**Heavy-Duty Trailer Tow Package** includes Class IV hitch receiver, 7- and 4-pin connectors, heavy-duty auxiliary transmission oil cooler, heavy-duty radiator and electronic brake wiring kit

### Available Options

3.73 non-limited-slip rear axle (non-EL only)

All-weather floor mats in 1st and 2nd rows

Control Trac® 4-Wheel-Drive (4WD) System

Dual head restraint DVD by INVISION™<sup>1</sup>

Ford SYNC® voice-activated, in-vehicle connectivity system

Power Code™ Remote Start System (requires SYNC)

## XLT

### Available Packages

#### Heavy-Duty Trailer Tow Package

**Leather Seating Package** includes leather-trimmed 1st- and 2nd-row seats, 10-way power driver's seat, 6-way power front-passenger seat and PowerFold® 3rd-row seat

### Available Options

3.73 non-limited-slip rear axle (non-EL only)

All-weather floor mats in 1st and 2nd rows

Control Trac 4-Wheel-Drive (4WD) System

Dual head restraint DVD by INVISION<sup>1</sup>

Power Code Remote Start System

Power moonroof

### Exteriors

#### XL


Oxford White	1
Ingot Silver Metallic	1
Sterling Gray Metallic	1
Autumn Red Metallic	1
Dark Blue Pearl Metallic	1
Black	1

#### XLT


Oxford White	1	2	3	4
Ingot Silver Metallic	1		3	
Sterling Gray Metallic	1		3	
Autumn Red Metallic	1	2	3	4
Dark Blue Pearl Metallic	1	2	3	4
Black	1	2	3	4

### Interiors

### Exterior Colors



### Interior Color



17" Aluminum  
Standard on XL  
Optional on XL (EL), XLT and XLT (EL)



18" Machined Aluminum  
Standard on XL (EL) and XLT



XLT. Dark Blue Pearl Metallic. Available equipment.

<sup>1</sup>Ford Licensed Accessory.

Colors are representative only. See your dealer for actual paint/trim options.



2012 EXPEDITION+EL [ford.com](http://ford.com)

# XLT Premium



Charcoal Black leather trim. Silver Smoke perforated inserts. Sport Appearance Package!<sup>1</sup> Available equipment. ■ PowerFold® 3rd-row seat.  
■ 110-volt power outlet. ■ Rear view camera. Navigation System.<sup>1</sup>



<sup>1</sup>Available feature.

# XLT Premium

## Available Equipment Groups

Equipment Group 202A – Heated and cooled front seats with 10-way power passenger seat + **Heavy-Duty Trailer Tow Package** includes Class IV hitch receiver, 7- and 4-pin connectors, heavy-duty auxiliary transmission oil cooler, heavy-duty radiator and electronic brake wiring kit  
 Equipment Group 203A – Includes content of 202A + power moonroof

## Available Packages

### Heavy-Duty Trailer Tow Package

**Sport Appearance Package** includes body-color grille, blacked-out headlamps, Sterling Gray lower accents, black running boards, black interior trim accents and Charcoal Black leather-trimmed seats with Silver Smoke perforated inserts (requires 202A or 203A)

## Available Options

- 2nd-row bucket seats
- 3.73 non-limited-slip rear axle (non-EL only)
- All-weather floor mats in 1st and 2nd rows
- Control Trac® 4-Wheel-Drive (4WD) System
- Dual head restraint DVD by INVISION™<sup>1</sup>
- Heated and cooled front seats with 10-way power passenger seat
- Heated 2nd-row seats
- Power Code™ Remote Start System
- Power-deployable running boards (requires 203A)
- Power moonroof
- Rear load-leveling air suspension (requires 203A)
- Voice-activated Navigation System with nearly 10-gigabyte hard drive, single-disc Premium Sound System, HD Radio™ Technology, and SiriusXM Traffic and Travel Link with 6-month trial subscription (requires 202A or 203A)

## Exteriors

White Platinum Metallic Tri-coat <sup>2</sup>	1	2
Oxford White	1	
Ingot Silver Metallic		2
Golden Bronze Metallic	1	
Autumn Red Metallic	1	
Dark Blue Pearl Metallic	1	2
Black	1	2

## Interiors



18" Machined Aluminum Standard

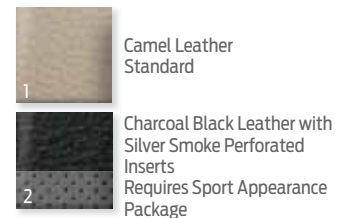


17" Aluminum  
Optional on XLT Premium and XLT Premium (EL)

## Exterior Colors



## Interior Color



EL. Black. Sport Appearance Package.<sup>3</sup> Available equipment. | EL. Black. Available equipment.

<sup>1</sup>Ford Licensed Accessory. <sup>2</sup>Additional charge. <sup>3</sup>Available feature.

Colors are representative only. See your dealer for actual paint/trim options.



2012 EXPEDITION+EL [ford.com](http://ford.com)

# Limited



Charcoal Black leather trim with perforated inserts. Available equipment. | Heated 2nd-row seats. | 10-way power-adjustable, heated and cooled 1st-row bucket seats. | 2nd-row bucket seats.<sup>1</sup> | Dual head restraint DVD by INVISION.<sup>TM 1,2</sup>



<sup>1</sup>Available feature. <sup>2</sup>Ford Licensed Accessory.



# Limited

## Available Equipment Group

Equipment Group 301A – Power moonroof + power-deployable running boards

## Available Options

20" polished aluminum wheels  
 3.73 non-limited-slip rear axle (non-EL only)  
 2nd-row bucket seats  
 All-weather floor mats in 1st and 2nd rows  
 Control Trac® 4-Wheel-Drive (4WD) System  
 Dual head restraint DVD by INVISION™<sup>1</sup>  
 Power Code™ Remote Start System  
 Power-deployable running boards  
 Power moonroof  
 Rear load-leveling air suspension (requires 301A)  
 Voice-activated Navigation System with nearly 10-gigabyte hard drive, single-disc Premium Sound System, HD Radio™ Technology, and SiriusXM Traffic and Travel Link with 6-month trial subscription

## Exteriors

White Platinum Metallic Tri-coat<sup>2</sup>  
 Ingot Silver Metallic  
 Sterling Gray Metallic  
 Autumn Red Metallic  
 Black

## Interiors

1 2  
 1 2  
 1 2  
 1 2  
 1 2



18" Machined Aluminum Standard

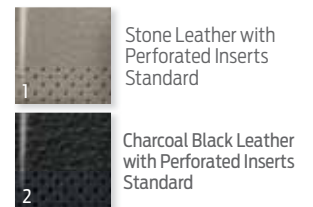


20" Polished Aluminum Optional

## Exterior Colors



## Interior Color



EL. Sterling Gray Metallic. Available equipment.

<sup>1</sup>Ford Licensed Accessory. <sup>2</sup>Additional charge.

Colors are representative only. See your dealer for actual paint/trim options.





Chaparral leather trim with perforated inserts. Available equipment. | Chaparral leather trim with perforated inserts. 2nd-row bucket seats! Available equipment. | 1st- and 2nd-row carpeted floor mats. | Front fender and liftgate logos.



# King Ranch®

## Available Equipment Group

Equipment Group 401A – Power moonroof + power-deployable running boards

## Available Options

20" premium painted aluminum wheels with King Ranch center caps

3.73 non-limited-slip rear axle (non-EL only)

2nd-row bucket seats

All-weather floor mats in 1st and 2nd rows

Control Trac® 4-Wheel-Drive (4WD) System

Dual head restraint DVD by INVISION™<sup>1</sup>

Power Code™ Remote Start System

Power moonroof

Power-deployable running boards

Rear load-leveling air suspension (requires 401A)

Voice-activated Navigation System with nearly 10-gigabyte hard drive, single-disc Premium Sound System, HD Radio™ Technology, and SiriusXM Traffic and Travel Link with 6-month trial subscription

## Exteriors

White Platinum Metallic Tri-coat<sup>2</sup>

Golden Bronze Metallic

Autumn Red Metallic

Dark Blue Pearl Metallic

Black

## Interior

1

1

1

1

1


## Exterior Colors



White Platinum Metallic Tri-coat



Golden Bronze Metallic



Autumn Red Metallic



Dark Blue Pearl Metallic



Black

## Interior Color



Chaparral Leather with Perforated Inserts Standard



18" Machined Aluminum with King Ranch Center Caps Standard



20" Premium Painted Aluminum with King Ranch Center Caps Optional



Golden Bronze Metallic. Available equipment.

<sup>1</sup>Ford Licensed Accessory. <sup>2</sup>Additional charge.

Colors are representative only. See your dealer for actual paint/trim options.



Drive one.

2012 EXPEDITION+EL [ford.com](http://ford.com)



# QUALITY, GREEN, SAFE AND SMART.

[ford.com](http://ford.com)

**New Vehicle Limited Warranty.** We want your Ford Expedition or Expedition EL ownership experience to be the best it can be. Under this warranty, your new vehicle comes with 3-year/36,000-mile bumper-to-bumper coverage, 5-year/60,000-mile Powertrain Warranty coverage, 5-year/50,000-mile safety restraint coverage, and 5-year/unlimited-mile corrosion (perforation) coverage – all with no deductible. Please ask your Ford Dealer for a copy of this limited warranty. □ **Roadside Assistance.** Covers your vehicle for 5 years or 60,000 miles, so you have the security of knowing that help may be only a phone call away should you run out of fuel, lock yourself out of the vehicle or need towing. Your Ford Dealer can provide complete details on all of these advantages. □ **Ford Credit.** Get the ride you want. Whether you plan to lease or finance, you'll find the choices that are right for you at Ford Credit. Ask your Ford Dealer for details or check us out at [fordcredit.com](http://fordcredit.com). □ **Ford Extended Service Plan.** For a purchase or lease, the Ford Extended Service Plan (ESP) gives you "Peace-of-Mind" protection designed to cover key vehicle components and protect you from the cost of unexpected repairs. Ask your dealer for a Ford ESP, the only service contract backed exclusively by Ford and honored at all Ford Lincoln dealerships. □ **Insurance Services.** Get Ford Motor Company quality in your auto insurance. Our program offers industry-leading benefits and competitive rates. Call 1-877-367-3847, or visit us at [fordvip.com](http://fordvip.com) for a no-obligation quote. Insurance offered by American Road Services Company (in CA, American Road Insurance Agency), a licensed agency and subsidiary of Ford Motor Company. □ **Genuine Ford Accessories** will be warranted for whichever provides you the greatest benefit: 12 months or 12,000 miles (whichever occurs first), or the remainder of your Bumper-to-Bumper 3-year/36,000-mile New Vehicle Limited Warranty. Ford Licensed Accessories (FLA) are warranted by the accessory manufacturer's warranty. FLA are fully designed and developed by the accessory manufacturer and have not been designed or tested to Ford Motor Company engineering requirements. Contact your Ford Dealer for details and/or a copy of all limited warranties.

