



The 1975 full-size Chevrolets  
come in four distinct series:  
Caprice Classic, Impala,  
Bel Air and Biscayne.

---

# 1975 CHEVROLET


**CATALYTIC  
CONVERTER EQUIPPED**

---

If the room, ride and comfort  
of a full-size car  
make sense for you,  
open this book and discover  
how nicely the  
1975 Chevrolets  
meet your needs.



SEE WHY MORE CANADIANS BUY CHEVROLET

 Chevrolet



**1975 CHEVROLET.  
IT RUNS LEANER.  
IT RUNS CLEANER.  
IT SAVES YOU MONEY  
EVERY MILE.**

When businesses "run leaner" they run more economically. That's what your new Chevrolet is designed to do—run with more overall economy as long as you drive it.

For 1975 Chevrolet introduces new technological advances which represent a group of inter-related engineering improvements that work together to give you:

- Cleaner air.
- Better gas mileage.
- Quicker starts.
- Faster warm-ups.
- Fewer and less expensive tune-ups.
- More miles between oil changes and chassis lubes.

You're going to start saving money on gas and oil filters and plugs the minute you drive out of the dealership. And you're going to keep on saving every mile, every day, every year you keep the car.

These new engineering advances explained on these pages feature High Energy Ignition, the GM-developed catalytic converter, carburetor air induction, and Early Fuel Evaporation system, steel-belted radial tires and use of unleaded fuel in all engines.

These pages also explain several options you can order to get even more economy.

We invite you to consider carefully the economy and value of our new technology. For those who still want and need a full-size automobile, it helps the 1975 Chevrolets make more sense than ever.



**High Energy Ignition. A step toward better performance.**

High voltage to your spark plugs means better ignition performance. That's the whole idea behind our High Energy Ignition system.

The increased voltage is due primarily to a new ignition coil, so compact it's housed in the distributor.

The new design does away with traditional distributor parts that had to be replaced. This, plus the fact that it delivers up to 35,000 volts to the spark plugs, results in these benefits:

- Quicker cold starts.
- Better fuel ignition at all engine speeds.
- Longer spark plug life.
- Elimination of distributor "breaker points" and condenser, for a virtually maintenance-free system.

**The catalytic converter.**

The purpose of the new catalytic converter is to change engine exhausts into emissions less harmful to the environment.



The catalytic converter will help improve 1975 engine performance through carburetion adjustments for improved starting

and smoother power flow after starting. Also, an increase in your engine's ignition spark advance helps contribute to better fuel economy and performance at low and intermediate engine speeds.

**Carburetor air induction and Early Fuel Evaporation. Better engine performance through better breathing.**

The duct to your Chevrolet engine's air filter is considerably longer this year. The idea is to feed air into the carburetor from outside the car rather than from under the hood.



The outside air is cooler and thus denser. That means the duct packs more usable air into the air/fuel

mixture the carburetor sends to the combustion chambers. The result? Improved engine performance at all speeds, once the engine has warmed up.

And while your engine is warming up, Chevrolet's Early Fuel Evaporation system improves performance by using exhaust gases to pre-heat incoming fuel/air mixtures before combustion.



**The importance of unleaded fuel.**

This year, all catalytic converter equipped Chevrolets will use unleaded gasolines.

Unleaded fuel makes use of the catalytic converter possible. Since unleaded fuel is "cleaner" than leaded fuel, its use contributes to longer spark plug life and cleaner operation of your car's lubrication system.


1975 unleaded fuel pump nozzles will be of a smaller diameter than those in use for leaded gasolines. Chevrolet's new gasoline-tank filler necks will accept only these nozzles.

**Longer service intervals. Into the shop less often.**

Chevrolet's new engineering advances are largely responsible for the increased intervals in recommended maintenance shown below. They're part of the reason your new Chevrolet will cost less to operate every mile you drive it.

**Extended Service Intervals**

	1974	1975
Spark plugs	6000 miles	22,500 miles
Engine oil	4 months or 6000 miles	6 months or 7500 miles
Oil filter	First 6000 miles; every 12,000 miles thereafter	First 7500 miles; every 15,000 miles thereafter
Air cleaner	25,000 miles	30,000 miles
Chassis lubrication	4 months or 6000 miles	6 months or 7500 miles
Transmission fluid	24,000 miles	30,000 miles



**The benefits of radial tires.**

This year, steel-belted radial ply tires are standard equipment on all full-size Chevrolets.

Radial tires offer less rolling resistance for improved fuel economy. Other radial tire benefits include: improved traction on wet and snowy roads, long tread life, stiff resistance to cuts, and improved ride and handling characteristics.

**Specifying your Chevrolet for gasoline economy.**

Our new system will contribute to increased fuel economy. Here are some suggestions for getting additional economy from your new Chevrolet.

Specifying a numerically lower rear axle ratio is one way to help increase gasoline mileage. In general, the lower the numerical ratio of your axle, the fewer your engine revolutions per mile will be and the better fuel economy you can expect.

The standard rear axle ratios for each power team are designed for the best overall balance of performance and economy under normal city and suburban driving conditions. Lower axle ratios are available for owners who do

a lot of long-distance expressway driving; higher ratios are available for high-altitude driving or trailer-towing.

There is also an available economy gauge that tells you when you're driving your new Chevrolet efficiently. We call it Econominder. It's part of a package that also includes an engine temperature gauge.

Econominder is a fuel economy gauge mounted in your instrument panel. It consists of a needle that swings through a color-coded semicircle. You can save gasoline by driving so as to keep the needle in the green area of the gauge.

A combination of Chevrolet's standard 1975 improvements in efficiency and available options like Econominder and lower axle ratios can help you achieve maximum fuel economy. Talk to your dealer about getting the most out of your new Chevrolet.

**Contents**

Caprice Classic Sport Sedan	4
Caprice Classic 4-Door Sedan	5
Caprice Classic Coupe	6
Caprice Classic Convertible	7
Caprice Classic Interiors	8-9
Impala Sport Coupe	10
Impala Custom Coupe	11
Impala 4-Door Sedan	12
Impala Sport Sedan	13
Impala Interiors	14
Bel Air 4-Door Sedan & Sport Coupe	15
Biscayne 4-Door Sedan	16
Standard Equipment	16-17
Available Equipment	18-19
Buyer's Checklist	Back Cover

Shown on front cover: Caprice Classic Sport Sedan. Available on all Chevrolets are many Options and Custom Features. Some are illustrated or described in this catalog.





Caprice Classic Sport Sedan, one of our four "uppermost" Chevrolet models, comes through with family roominess and elegant styling that includes a sporty 4-door hardtop roof, rear fender skirts and a new swept-back look with a new hood and wider grille.



## CAPRICE CLASSIC. THE SENSIBILITY OF OUR UPPERMOST CHEVROLET.

The 1975 Caprice Classic comes in four distinctive models shown here and on the following pages.

All four models show that you don't have to go any higher, or any larger, to enjoy the satisfaction of owning a truly fine automobile.

The impressive list of standard features includes: steel-belted radial tires, an automatic transmission, variable-ratio power steering, power front disc brakes, a large trunk, room for six adults and a quiet, comfortable ride.

But "uppermost" connotes a lot more, including a distinctive grille, elegant wheel covers, carpeted lower door panels and the built-in added insulation that

contributes to the quiet ride of a full-size Caprice.

Four-door sedans have a new roof design that features larger rear windows. The sport sedan also has a new roof design, with new rear quarter windows. These new roof lines give the interior a lighter, more airy look, and also increase viewing areas for the driver and rear seat passengers.

From its elegant exterior lines to its finely detailed interior, the 1975 Caprice Classic gives you the room and comfort you want, and the elegance and good taste you may desire.



For 1975, the Caprice Classic 4-Door Sedan combines a traditional aristocratic pillared roof design with more window area in the rear doors and a new wraparound taillamp design.







Caprice Classic Coupe for 1975 retains the flair of a dramatic hardtop coupe roof, set off nicely by Caprice's new grille, stepped headlights, new wheel covers and new body side molding.

## MORE ON CAPRICE CLASSIC.

This year's Caprice Classic looks distinctively new from an exterior standpoint, with a more elegant, trimmer appearance.

The headlamps are staggered to give prominence to Caprice's distinctive new grille. The grille design is emphasized by a chrome-plated vertical texture. Parking and turn signal lamps are located in the retractable front bumper.



Caprice's wheel covers are new this year, as is the color-keyed body side molding.

Steel-belted radial ply tires and Chevrolet's radial-tuned suspension are standard, for a combination of better traction in wet weather, longer tread life, and better ride and handling characteristics.

Rear fender skirts accentuate Caprice's elegant look.

Exteriors are offered in 16 colors, including 11 new ones. (See the back cover for a color listing.)



Taillamps have a triple-unit wraparound format that not only adds a nice styling touch, but also increases the angle from which the taillamps can be seen at night.

A well-padded vinyl roof cover is available in seven color selections.

In short, all aspects of the exterior styling set the tone for the level of interior elegance found in the 1975 Caprice Classic.

### The Convertible

For those who still favor a convertible, we still offer one, combining the exhilarating effects of a convertible with the elegance of a Caprice.

For the first time, a sport cloth interior and 50/50 reclining front passenger seat are now available on the convertible.

Caprice Classic Convertible sets a sporty mood with a durable, power-operated vinyl top, a glass (not plastic) rear window, and an interior featuring supple vinyl on the seats, doors, instrument panel and head restraints.







Caprice Classic's instrument panel has conveniently located, easy-to-reach instruments surrounded by tasteful vinyl accents.

Caprice Classic's standard knit-cloth-and-vinyl interior features comfortable full foam front and rear seats, carpeting on the lower door panels and a fold-down center armrest on sedan models.

## CAPRICE INTERIORS. DEFINING NEW BOUNDS OF COMFORT AND GOOD TASTE.

Caprice Classic interiors are especially luxurious this year, with a rich new knit cloth trim on the seats and doors, contoured padding on the doors and sidewalls and a finely detailed instrument panel.

The instrument panel makes extensive use of new two-tone simulated wood-grain vinyl accents to give a more elegant look to the entire panel. The steering wheel, steering column and instrument cluster are all color-keyed to the rest of the interior. Caprice speedometers are calibrated in the metric system, as well as miles per hour.

An electric clock is standard. Door panels feature the distinctive Caprice Classic crest, accented by simulated wood-grain vinyl panel inserts with bright trim and pull straps on the front doors. Deep, cut-pile carpeting covers not only the floor, but lower door panels as well.

Caprice's standard interior seats, shown at the left, are available in five color choices. An alternate vinyl trim is available.

There's also a 50/50 front seat available, with individually adjustable driver and passenger seats and a reclining passenger seat. A six-way power seat, available with the 50/50 seat, lets you adjust the driver's seat to the position most comfortable for you.

All interiors feature molded full foam front and rear seats for comfort comparable to that of most living room chairs.

Carefully engineered additional sound insulation comes standard on Caprice Classic models.

Other interior features include rear door light switches, a fold-down center armrest on sedan front seats, and luggage compartment and instrument panel courtesy lights.



Caprice Classic's available 50/50 interior, with reclining passenger seat.





**IMPALA.**  
The great Canadian value.  
Still.

The most popular product in automotive history. That's an apt description of the Chevrolet Impala. Year in, year out, and regardless of size, there are more Impalas on the road than any other car.

Impala comes in four models: two 4-door sedans and two coupes.

We call Impala the Great Canadian Value because we feel it's the car that offers the things most Canadians expect in a full-size automobile.

Room, for one thing. Impala carries six adults, and has a big 18.9-cu.-ft. trunk (18.1, custom coupe).

Ride and comfort, for another. Impala's wider stance, heavier chassis and suspension components deliver the ride you expect from a full-size car.

Standard equipment, for yet another thing.

When you buy a full-size Impala, the steel-belted radial tires, Turbo Hydra-matic transmission, variable-ratio power steering, side-guard beams (illustrated at right) and power front disc brakes are standard. You'll appreciate these qualities, both while you own your Impala and at trade-in time—when you see how much of its original purchase price an Impala returns.

But enough of the things that have traditionally made Impala the Great Canadian Value. What keeps it that way today?

Simply put, it's an attitude of responding to your changing wants.

For 1975, we've not only changed Impala's styling, but also made improvements in the areas of overall efficiency and economy.


An Early Fuel Evaporation system directs exhaust gases back

around the inlet manifold of your engine during warm-up to warm incoming fuel charges and result in better performance.

A High Energy Ignition system sends more voltage to your spark plugs and eliminates conventional distributor components that used to require replacement.

A catalytic converter, in addition to cleaning up exhausts, also permits carburetion calibrated to help improve engine starting economy and maintain smoother power flow.

In short, 1975 improvements in overall efficiency and economy combined with traditional room, ride and comfort, help keep Impala what it is—the Great Canadian Value.



Impala Custom Coupe achieves stand-out prominence with its sophisticated roof design, large side quarter windows and exterior trim accents.

Impala Sport Coupe adopts a youthful stance for 1975, with a new grille, pillarless hardtop styling and an available white interior.



**IMPALA.**  
**Can a piece of molding**  
**tell you how well**  
**a car is built?**

Impala models have a new side molding this year. It's a black vinyl molding with a bright center strip.

It runs the length of the body, to help protect against body dents. The important thing is the way it's attached.

It's put on the body adhesively, and without drilling holes in your car's exterior. It virtually eliminates the problem of moisture collecting behind the molding and causing corrosion. It also gives you a good indication of the quality we put into the 1975 Impala.



The 1975 Impala front and rear bumper systems hydraulically cushion minor impacts. Color-keyed panels between the bumpers and the body give the bumpers and body an integrated look.

We've already mentioned the added value of steel-belted radial

tires. The 1975 Impala also has modified shock absorbers and a front stabilizer bar. The bar is more flexible than the one previously used with radial tires. This flexibility helps give Impala stability and riding comfort.

Impala's front grille is new this year.

The Impala Sport Sedan has a new roof design, featuring new rear quarter windows; the 4-door pillared sedan has also been redesigned, with larger windows in the rear doors.

A full-cover, padded vinyl roof is available for all Impala models. Standard front disc brakes have wear sensors that can help prevent costly damage by indicating when it's time to change the disc linings.

For people desiring the advantages that only a full-size car can deliver, there's a lot of added value in the 1975 Impala. Test drive one. You and your family can discover for yourselves why Impala is still the Great Canadian Value.

Impala 4-Door Sedan features a new roof design that adds larger rear door windows to the popular appeal of pillared roof styling.



Impala Sport Sedan gives you the room, comfort and convenience of a 4-door sedan, hardtop styling, and also features Impala's new argent center grille, new grille molding and surrounding elements.



## IMPALA INTERIORS. A study in room and comfort.

Room and comfort are two of the main reasons you buy a full-size car, Impala has them. And the best way to find out how much is by a "test sit" in the model of your choice.


Impala interiors are improved this year. Instrument clusters are now color-keyed to the rest of the interior. A simulated teakwood-grain pattern has been added to Impala's instrument cluster, steering wheel and area above the glove compartment. The speedometer dial reading has been reduced to 100 miles per hour in white, with metric equivalents in blue.

Impala's standard interior features attractive cloth-and-vinyl bench seats, color-keyed carpeting, plus color-keyed steering wheel, steering column and instrument panel.

The standard seat upholstery is a new nylon knit cloth with subtle vertical stripes, available in black, green, blue or sandstone.



Impala's popular sport cloth trim is available again this year in a new pattern shown on the bolt of cloth above. All-vinyl interiors are also available, in sandstone, green, blue, saddle or black, plus white for coupe models only.



The 50/50 front seat shown below is now available on all Impala models. Driver and passenger seats are individually adjustable forward and backward. The passenger seat reclines to the degree shown. A six-way power seat also is available, to add more convenience to the driver's half of the 50/50 seat.



## BEL AIR. Good looks and value at a modest price.

The values inherent in a regular-size Chevrolet: that's the 1975 Bel Air Sport Coupe or 4-Door-Sedan. Turbo Hydra-matic transmission, steel-belted radial ply tires, variable-ratio power steering and power front disc brakes are all standard.

You can specify either a standard cloth or available all-vinyl interior.

And our Bel Air also offers you all of the new sensibility features, from longer service intervals, to High Energy Ignition found in Caprice and Impala.



Bel Air 4-Door Sedan features Chevrolet's new roof design.



Bel Air Sport Coupe... Chevrolet's lowest priced regular-size hardtop.



## BISCAYNE:

### The regular-Chevrolet basics for a minimal price.

Who says regular-size economy transportation has to look just like that? Certainly not our Biscayne 4-Door Sedan. You'll find all of Chevrolet's fine new 1975 styling and engineering features wrapped

up in one easy-on-the-budget price. And to be sure, Biscayne comes equipped with all of the "standards" listed here. Maybe this is the year you move up to "big-car" comfort. Biscayne . . . the regular-Chevrolet for a minimal price.



### Mechanical Features

#### Engine Components:

350-cubic-inch 2-barrel V8 with a 145 net horsepower rating.\*  
 • Delcotron generator • Coolant recovery system that helps prevent coolant loss and possible engine overheating • Sealed side-terminal energizer-type battery • Dual horns on Caprice Classic, single horn on Impala, Bel Air and Biscayne • High Energy Ignition system that delivers more voltage to spark plugs • New carburetor air induction system to feed carburetor cooler, denser air • Early Fuel Evaporation system that hastens engine warm-up and improves engine performance during the warm-up period • Hydraulic valve lifters.

#### Chassis Components:

Turbo Hydra-matic 3-range automatic transmission • Power front disc brakes with wear sensors • 11-inch finned drum rear brakes • New chassis electrical wiring harness bulkhead connectors, designed for improved serviceability • Heavy-gauge frame structure with corrosion-resistant coating • 21.6 gallon fuel tank capacity • Advanced driveline with constant-velocity rear universal joint • Single exhaust.

#### Suspension Elements:

Front stabilizer bar, modified shock absorbers and other component changes in Impala, Bel Air and Biscayne models to complement steel-belted radial ply tires • Radial-tuned suspension, including above items plus a rear stabilizer bar on Caprice Classic (available for other models) • HR78-15 steel-belted radial ply tires standard on all models • Full Coil suspension

with springs computer-selected to car weight, depending on the equipment ordered • Wide 15" x 6" wheels  
 • Front suspension lower control arm ball joint wear indicators.

### Safety and Security Features

#### Occupant Protection Features:

Seat belts with pushbutton buckles for all passenger positions • Two combination seat and shoulder belts (except convertible) for driver and right front passenger (with reminder light and buzzer and inertia reel) • Two front seat head restraints • Energy-absorbing steering column • Passenger-guard door locks • Safety door latches and hinges • Folding seat back latches • Energy-absorbing padded instrument panel and front seat back tops • Contoured windshield header (except convertible) • Thick-laminate windshield • Padded sun visors • Safety armrests • Safety steering wheel • Cargo-guard luggage compartment • Side-guard beams • Contoured roof inner panel (except convertible).

#### Accident Prevention Features:

Side marker lights and reflectors (front side marker lights flash with direction signal) • Parking lights that illuminate with headlights • Four-way hazard warning flasher • Back-up lights • Lane-change feature in direction signal control • Windshield defrosters, washers and dual-speed wipers • Wide-view inside day-night mirror (vinyl-edged, shatter-resistant glass and deflecting support) • Outside rearview mirror • Dual master cylinder brake system with warning light • Starter safety switch • Dual-action safety hood latches.

#### Anti-Theft Features:

Anti-theft ignition key reminder buzzer • Anti-theft steering column lock • Inside hood latch release.

### Interior Styling, Comfort and Convenience Features

Variable-ratio power steering • Built-in blended-air heater and defroster system • Full nylon cut-pile carpeting • Molded full foam front and rear seat construction • Flow-through power ventilation system that keeps outside air circulating inside even when the car is stopped and the windows are up • Foot-operated parking brake • Glove compartment light • Vinyl-cushioned soft-rim steering wheel • Cigarette lighter • Body insulation throughout to help reduce noise while driving • Quiet Sound Group on Caprice Classic (available on Impala, Bel Air and Biscayne) • New two-tone simulated wood-grain vinyl accents on instrument cluster, steering wheel and above glove compartment (Caprice Classic models) • New simulated teakwood-grain-patterned vinyl on Impala instrument cluster, steering wheel and above glove compartment • Day-night 12-inch rearview mirror • Caprice models only: instrument panel courtesy lights, vinyl door-pull straps on front doors, fold-down front center armrest on 4-door models, dual-note horn, electric clock and automatic interior light switches on 4-door rear doors • Luggage compartment mat and light (all except Bel Air and Biscayne).

#### Interior Dimensions:

(sedans): Head room—front 38.9" (38.4", sport sedan); rear, 38.0" (37.4", sport sedan) Hip room—front, 59.3"; rear, 59.7". Shoulder room—front, 64.0" (63.7", sport sedan); rear, 63.8" (63.1", sport sedan). Leg room—front, 42.5"; rear, 38.8". Usable luggage space—18.9 cu. ft. (coupes): Head room—front, 38.1" (38.8", sport coupe); rear, 37.1". Hip room—front, 59.3"; rear, 56.1". Shoulder room—front, 64.0"; rear, 62.4". Leg room—front, 42.5"; rear, 35.8". Usable luggage space—18.1 cu. ft. for Caprice coupe and Impala custom coupe; 18.9 cu. ft. for Caprice convertible.

### Exterior Styling and Durability Features

Curved side windows • Flush-style door handles • Hide-A-Way windshield wipers • New styling for Caprice Classic features front-end swept-back hood with a distinctive, chrome-plated vertical texture grille, staggered headlamps, and parking and turn signal lamps located

in the retractable front bumper • New triple-unit, wraparound rear taillamps on Caprice Classic • New argent front grille for Impala, Bel Air and Biscayne models • New 4-door sedan roof design for Caprice Classic and Impala models • New choice of exterior colors and available vinyl roof cover colors • New wide body-side molding with color-keyed vinyl insert standard on Caprice Classic (insert color-keyed to vinyl roof when that option is specified) • New body-side molding with black vinyl insert standard on Impala (available on Bel Air and Biscayne) • New improved fuel filler cap that seals more positively and minimizes possibility of fuel loss • Bright roof drip molding (available on Bel Air and Biscayne) • Bright body sill molding • Full wheel covers (Caprice Classic only).

#### Durability Features:

Protective inner fenders, front and rear • Double-panel door, hood, roof and deck lid construction • Body sills below car doors are open on the lower inside edge of the body to speed up drying and help prevent rust • Magic-Mirror acrylic lacquer exterior finish • Fuel tank with corrosion resistance • Zinc-rich coating added to floor pan • Pre-coated steel used for underbody crossbars and reinforcements as an anti-corrosion measure.

#### Exterior Dimensions:

Wheelbase—121.5". Overall length—222.7" (Caprice Classic models—222.8"). Loaded height—55.0" (4-door sedans), 53.9" (sport sedans), 53.7" (coupes). Tread—front, 64.1"; rear 64.0".

#### Exterior Colors:

Antique White • Cream Beige • Black • Medium Blue • Bright Blue Metallic • Midnight Blue Metallic • Sandstone • Dark Brown Metallic • Medium Green • Dark Green Metallic • Medium Red • Dark Red Metallic • Light Saddle Metallic • Medium Orange Metallic • Silver • Light Gray.

### Station Wagons

Caprice Classic, Impala, Bel Air and Biscayne all offer outstanding station wagon models, in addition to the passenger car models described in this catalog. For information on all of Chevrolet's wide range of station wagons, see your dealer for a copy of the full-color 1975 Chevrolet Wagon catalog.

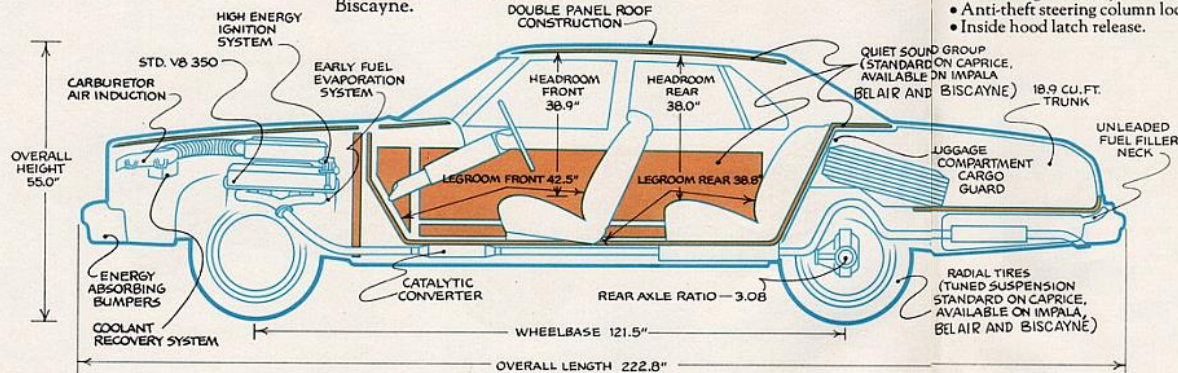
\*S.A.E. net horsepower rating with catalytic converter

## HOW WE BUILD YOUR CAR. STANDARD EQUIPMENT.

There are a lot of "standards" you probably take for granted in a full-size car—things so generic that you forget to consider them. For this very reason we urge you to study the listing on these pages carefully. It will tell you a lot about a 1975 Chevrolet.

When you buy a full-size Chevrolet, you get:

- An automatic transmission.
- Steel-belted radial ply tires.
- Variable-ratio power steering.
- Power front disc brakes.
- Room for six adults.
- Over 18 cubic feet of luggage space (except convertible).
- Four distinctive series to choose from: the "uppermost" Caprice Classic, the value-packed Impala, modest priced Bel Air and the lower priced Biscayne.





## HOW YOU CAN BUILD YOUR CAR.

### AVAILABLE EQUIPMENT.

So far you've seen a summary of the standard equipment offered on the 1975 full-size Chevrolets.

But, because the automobile you drive is an expression of your individuality, it makes sense that you'll want to make it individually your own. These pages contain a summary of the available options you can order.

Availability of these items often depends on the model and other equipment selected. Some are dealer-installed accessories only. Your Chevrolet dealer can answer any questions concerning specific items.

### Appearance Options


- Deluxe bumpers.
- Door edge guards.
- Front and rear bumper guards.
- Deluxe body side moldings.
- Roof drip moldings.
- Body side moldings.
- Wheel opening moldings.
- **Wire wheel covers** add an extra sporty look to your new Chevrolet.



- Full wheel covers. (Shown on page 4. Standard on Caprice Classic, available on Impala, Bel Air and Biscayne.)
- Custom Deluxe seat and shoulder belts color-keyed to interior.

### Suspension Options

1975 full-size Chevrolet suspensions are engineered for the ride and handling characteristics you'd expect from a big car under normal driving conditions. If your driving needs dictate a special suspension, you may want to consider one of the following packages.




- **Radial-tuned suspension** (standard on Caprice Classic). Features front and rear stabilizer bars, plus special front and rear shock absorbers, to complement the characteristics of steel-belted radial ply tires.
- **Sport suspension.** Includes front and rear stabilizer bars, plus spring rates and shock absorber valving calibrated for handling and a somewhat firmer ride.
- **Heavy-duty front and rear suspension.** Designed especially for trailering or hauling heavy loads; includes higher rate springs and matching shock absorbers.
- **Superlift rear shock absorbers.** Designed for heavy loads; air-adjustable to help maintain the same ride level with differing weights of passengers and cargo.

### Other Options

- **Power windows** (most models).



- **Power door lock system** gives you the convenience and safety of being able to lock or unlock all doors from the driver's seat.
- Tinted glass.
- 50/50 front seat, with individually adjustable driver and front passenger seats, and reclining passenger seat back. (Caprice and Impala models only.)
- 6-way power front left seat. (Caprice and Impala models only. Requires 50/50 seat, plus Custom Deluxe seat and shoulder belts.)
- 6-way power for standard front bench seat. (Caprice and Impala models only.)
- **Intermittent windshield wiper system**, a new item that provides single windshield wiper strokes at adjustable time intervals and a windshield washing operation with an automatic shut-off. Ideal for use in mist or light rain when continual wiper operation is bothersome.



- **Cruise-Master speed control** holds a pre-set speed automatically. Stepping on brake disengages control.



- **Comfortilt steering wheel**

adjusts easily to any of six positions, helps make getting in and out of car easy, lets you set wheel in the driving position that's most comfortable for you.



- Dome reading light.
- Litter container.
- Dual left-hand and right-hand remote-control outside rearview mirrors.
- Left-hand remote-control outside rearview mirror.
- Padded vinyl roof cover, on all models except the convertible. Available in Black or White with any exterior color, as well as Dark Blue, Sandstone, Medium Green, Dark Red or Silver, depending on the exterior color you choose.

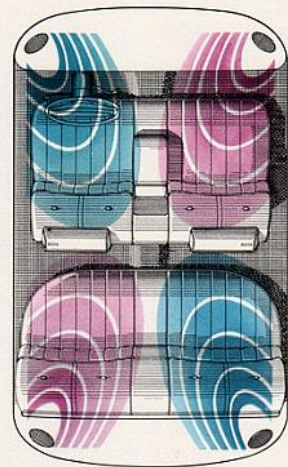


- **Power trunk opener**, located in the glove compartment, lets you open the trunk without leaving the car.
- Deluxe luggage compartment trim (except on convertible).
- **Quiet Sound Group.** Special insulation materials in strategic areas help dampen vibration and absorb sound, while secondary rubber seals on doors help reduce road noise. (Standard on Caprice Classic.)

- **Air conditioning**, available in two units. Comfortron lets you set the temperature range you want, then maintains it automatically. The Four-Season system uses simple settings to deliver both summer and winter comfort.



- **Two-tone exterior** (except convertible) that combines an Antique White upper color with your choice of the following lower colors: Medium Blue, Bright Blue Metallic, Midnight Blue Metallic, Medium Green, Dark Green Metallic, Dark Brown Metallic, Medium Orange Metallic, Dark Red Metallic or Sandstone.
- Rear fender skirts. (Standard on Caprice Classic.)
- Rear window defogger.
- Radios and tape players are available in a variety of combinations to handle any taste in listening. There's an AM radio, AM/FM radio, AM/FM Stereo radio, and an eight-track stereo tape system with either AM or AM/FM Stereo radio. A rear seat speaker is also available. Factory-installed radios include windshield antennas.
- **"Crossfire" stereo** consists of four strategically placed, interrelated speakers, for stereophonic sound from any seat in the car.



- **Auxiliary Lighting Group.** Includes a "headlights-on" reminder buzzer, especially convenient for early morning and twilight driving. Also includes a luggage compartment lamp, underhood lamp, ashtray lamp, courtesy lamps and reading lamp.

- Front and rear floor mats, color-keyed to the interior.
- Vanity mirror, on passenger sun visor.
- Electric clock. (Standard on Caprice Classic.)
- Dual horns. (Standard on Caprice Classic.)

- **Econominder fuel gauge**, part of a gauge cluster that also includes an engine temperature gauge, measures your engine's vacuum and helps tell you when you're driving efficiently.



### Engine Options

- 350 4-barrel V8 with 155 net horsepower.\*
- 400 4-barrel V8 with 175 net horsepower.\* Ideal for hilly terrain; gives extra capacity for less engine strain when available power equipment is ordered.
- 454 4-barrel V8 with 215 net horsepower.\* Suggested for maximum trailering capacity and expressway driving with heavy loads.
- Available rear axle ratios. High-Altitude Axle Ratio (3.08; available with 454 V8 only): moderately higher numerical ratio than standard axle, for improved overall performance in relatively hilly or high-altitude areas. Highway Axle Ratio (2.73 with 350 V8; 2.56 with 400 V8): relatively lower numerical ratio axle, recommended for highway cruising economy with good overall performance.
- 61-amp DelcoTron generator.
- Heavy-duty battery.
- Positraction rear axle that automatically delivers more torque to the rear wheel that has better traction.
- Trailering equipment. Ask your Chevrolet dealer for further information on the equipment designed specifically for your needs.

\*S.A.E. net horsepower rating with catalytic converter



# USE THIS CHECKLIST. TO PUT TOGETHER YOUR NEW CHEVROLET.

Price

<b>Models</b> <input type="checkbox"/> Caprice Classic Sport Sedan <input type="checkbox"/> Caprice Classic 4-Door Sedan <input type="checkbox"/> Caprice Classic Coupe <input type="checkbox"/> Caprice Classic Convertible <input type="checkbox"/> Impala Sport Sedan <input type="checkbox"/> Impala 4-Door Sedan <input type="checkbox"/> Impala Sport Coupe <input type="checkbox"/> Impala Custom Coupe <input type="checkbox"/> Bel Air Sport Coupe <input type="checkbox"/> Bel Air 4-Door Sedan <input type="checkbox"/> Biscayne 4-Door Sedan			
<b>Exterior Colors</b> <input type="checkbox"/> Antique White <input type="checkbox"/> Cream Beige <input type="checkbox"/> Black <input type="checkbox"/> Medium Blue <input type="checkbox"/> Bright Blue Metallic <input type="checkbox"/> Midnight Blue Metallic <input type="checkbox"/> Sandstone <input type="checkbox"/> Dark Brown Metallic <input type="checkbox"/> Medium Green <input type="checkbox"/> Dark Green Metallic <input type="checkbox"/> Medium Red <input type="checkbox"/> Dark Red Metallic <input type="checkbox"/> Light Saddle Metallic <input type="checkbox"/> Medium Orange Metallic <input type="checkbox"/> Silver <input type="checkbox"/> Light Gray			
<b>Interiors</b> <i>Caprice Classic Coupe, Sport Sedan and 4-Door Sedan:</i> <input type="checkbox"/> Standard knit-cloth-and-vinyl bench front seat, in <input type="checkbox"/> blue <input type="checkbox"/> black <input type="checkbox"/> green <input type="checkbox"/> red or <input type="checkbox"/> sandstone. <input type="checkbox"/> Available all-vinyl bench front seat, in <input type="checkbox"/> black or <input type="checkbox"/> sandstone. <input type="checkbox"/> Available 50/50 front seat, knit-cloth-and-vinyl, in <input type="checkbox"/> blue <input type="checkbox"/> black <input type="checkbox"/> green <input type="checkbox"/> red or <input type="checkbox"/> sandstone. <input type="checkbox"/> Available 50/50 front seat, all-vinyl, in <input type="checkbox"/> black or <input type="checkbox"/> sandstone. <i>Caprice Classic Convertible:</i> <input type="checkbox"/> Standard all-vinyl bench front seat, in <input type="checkbox"/> saddle or <input type="checkbox"/> sandstone. <input type="checkbox"/> Available white all-vinyl interior with <input type="checkbox"/> black <input type="checkbox"/> blue <input type="checkbox"/> red <input type="checkbox"/> green carpeting, instrument panel and interior accents. <input type="checkbox"/> Available 50/50 all-vinyl front seat, in <input type="checkbox"/> sandstone or <input type="checkbox"/> saddle. <input type="checkbox"/> New available sport cloth interior in a saddle-and-black combination for either the standard bench seat or available 50/50 seat. <i>Impala (all models):</i> <input type="checkbox"/> Standard cloth-and-vinyl bench front seat, in <input type="checkbox"/> black <input type="checkbox"/> blue <input type="checkbox"/> sandstone or <input type="checkbox"/> green. <input type="checkbox"/> New available sport cloth interior in a saddle-and-black combination for either the standard bench seat or available 50/50 seat. <input type="checkbox"/> Available all-vinyl bench front seat, in <input type="checkbox"/> sandstone <input type="checkbox"/> green <input type="checkbox"/> blue <input type="checkbox"/> saddle or <input type="checkbox"/> black. <input type="checkbox"/> Available all-vinyl 50/50 front seat, in <input type="checkbox"/> sandstone <input type="checkbox"/> green <input type="checkbox"/> blue <input type="checkbox"/> saddle or <input type="checkbox"/> black. <input type="checkbox"/> Available 50/50 front seat, cloth-and-vinyl in <input type="checkbox"/> black <input type="checkbox"/> blue <input type="checkbox"/> sandstone or <input type="checkbox"/> green. <input type="checkbox"/> Available white all-vinyl bench front seat, with choice of <input type="checkbox"/> black <input type="checkbox"/> blue <input type="checkbox"/> red or <input type="checkbox"/> green accent carpeting, instrument panel and interior accents (sport coupe and custom coupe only). <i>Bel Air:</i> <input type="checkbox"/> Standard cloth-and-vinyl bench front seat, in <input type="checkbox"/> black <input type="checkbox"/> sandstone or <input type="checkbox"/> blue. <input type="checkbox"/> Available all-vinyl bench front seat, in mixed-tone sandstone. <i>Biscayne:</i> <input type="checkbox"/> Standard cloth-and-vinyl bench front seat, in <input type="checkbox"/> blue or <input type="checkbox"/> sandstone. <input type="checkbox"/> Available all-vinyl bench front seat, in <input type="checkbox"/> blue or <input type="checkbox"/> sandstone.			
<b>Engines</b> <input type="checkbox"/> Standard 350 2-barrel V8 <input type="checkbox"/> Available 350 4-barrel V8 <input type="checkbox"/> Available 400 4-barrel V8 <input type="checkbox"/> Available 454 4-barrel V8			
<b>Selected Available Options</b> <input type="checkbox"/> Econominder Gauge Package (fuel gauge and engine temperature gauge). <input type="checkbox"/> Intermittent windshield washer and wiper system. <input type="checkbox"/> Air Conditioning: <input type="checkbox"/> Comfortron <input type="checkbox"/> Four-Season. <input type="checkbox"/> Quiet Sound Group (std. on Caprice). <input type="checkbox"/> Rear window defogger. <input type="checkbox"/> Power windows (N.A.* on Bel Air and Biscayne). <input type="checkbox"/> Power door locks. <input type="checkbox"/> Radios and tape players: <input type="checkbox"/> AM <input type="checkbox"/> AM/FM <input type="checkbox"/> AM/FM/Stereo <input type="checkbox"/> AM radio with eight-track stereo tape system <input type="checkbox"/> AM/FM/Stereo with eight-track stereo tape system. <input type="checkbox"/> Power trunk opener. <input type="checkbox"/> Front and rear bumper guards. <input type="checkbox"/> Deluxe luggage compartment trim (N.A.* on convertible). <input type="checkbox"/> Electric clock (std. on Caprice). <input type="checkbox"/> Positraction rear axle. <input type="checkbox"/> Padded vinyl roof cover (N.A.* on convertible). <input type="checkbox"/> Cruise-Master speed control. <input type="checkbox"/> Comfortilt steering wheel. <input type="checkbox"/> Radial-tuned suspension (std. on Caprice). <input type="checkbox"/> Superlift rear shock absorbers. <input type="checkbox"/> Heavy-duty front and rear suspension. <input type="checkbox"/> Auxiliary Lighting Group. <input type="checkbox"/> Simulated wire wheel trim covers. <input type="checkbox"/> Tinted glass. <input type="checkbox"/> 6-way power seat (N.A.* on Bel Air and Biscayne).			

\*Not Available

This literature is applicable only to 1975 General Motors vehicles equipped with a Catalytic Converter.

Total



The illustrations or descriptions in this catalogue do not necessarily show standard colors, materials and equipment. General Motors of Canada Limited reserves the right to make changes at any time without notice, in prices, colors, materials, equipment, specifications and models, and also to discontinue models. This right may be exercised without incurring any responsibility with regard to cars and trucks previously sold.



GENERAL MOTORS OF CANADA LIMITED, OSHAWA, ONTARIO