

# 2007 **mazda** 6

EMBRACE THE ROAD. DEFY CONVENTION.



zoom-zoom





Put everything into it.  
Including your heart.

Traditionally, there's been a distinct disconnect between the words "Wagon" and "Performance." No more. Meet the Mazda6 Sport Wagon – a thoroughly refreshing approach to performance with practicality. Satisfying the first half of that equation is a 212-hp V6 mated with a 5-speed close-ratio stick, or an available 6-speed **Sport** mode automatic transmission, plus a fully independent, sport-tuned suspension. Completing it, is a cargo bay that's downright cavernous. All in all, this vehicle is an ideal blend of fun and function – which is why it was named Best New Station Wagon in 2005 by AJAC. That's what happens when a practical wagon dares to think outside the box.



# Fill and be fulfilled.

Go ahead and bring however much your active life requires – Mazda6 Sport Wagon can handle it, and in style. With a sporty silhouette, power to match and up to 1,712 L of flexible cargo space, it offers up all the versatility of SUVs and minivans without the compromises. Mazda6 Sport Wagon delivers style, performance and practicality in one fun-to-drive vehicle. And if that's not brilliant packaging, what is?

*Mazda6 Sport Wagon shown with accessory roof rack and bike attachment.*



**A. CARGO CONTROL.** To help keep cargo and pets safely in place, Mazda6 Sport Wagon comes with a dual-position cargo-area net that's retractable and removable. To help protect valuables, a retractable and removable cargo-area cover is also standard.

**B. LOADED WITH FUN.** The 60/40-split fold-down rear seatback makes it easy to transport your passengers and their gear.



# And now for the Sport highlights.

Named the 2005 Best New Family Car by AJAC, Mazda6 Sport hatchback offers an ingenious blend of fun and functionality beneath its sporty profile. In back, 1,662 L of versatile cargo space await your luggage, sports gear, a week's groceries or even that new home theatre system. While up front, the Sport hatchback proudly displays its performance credentials. An advanced multi-valve engine and quick-shifting, 5-speed manual transmission deliver pulse-quicken performance. And the pure sport appeal of traction control and a leather-wrapped steering wheel never let you forget you're in a Mazda.

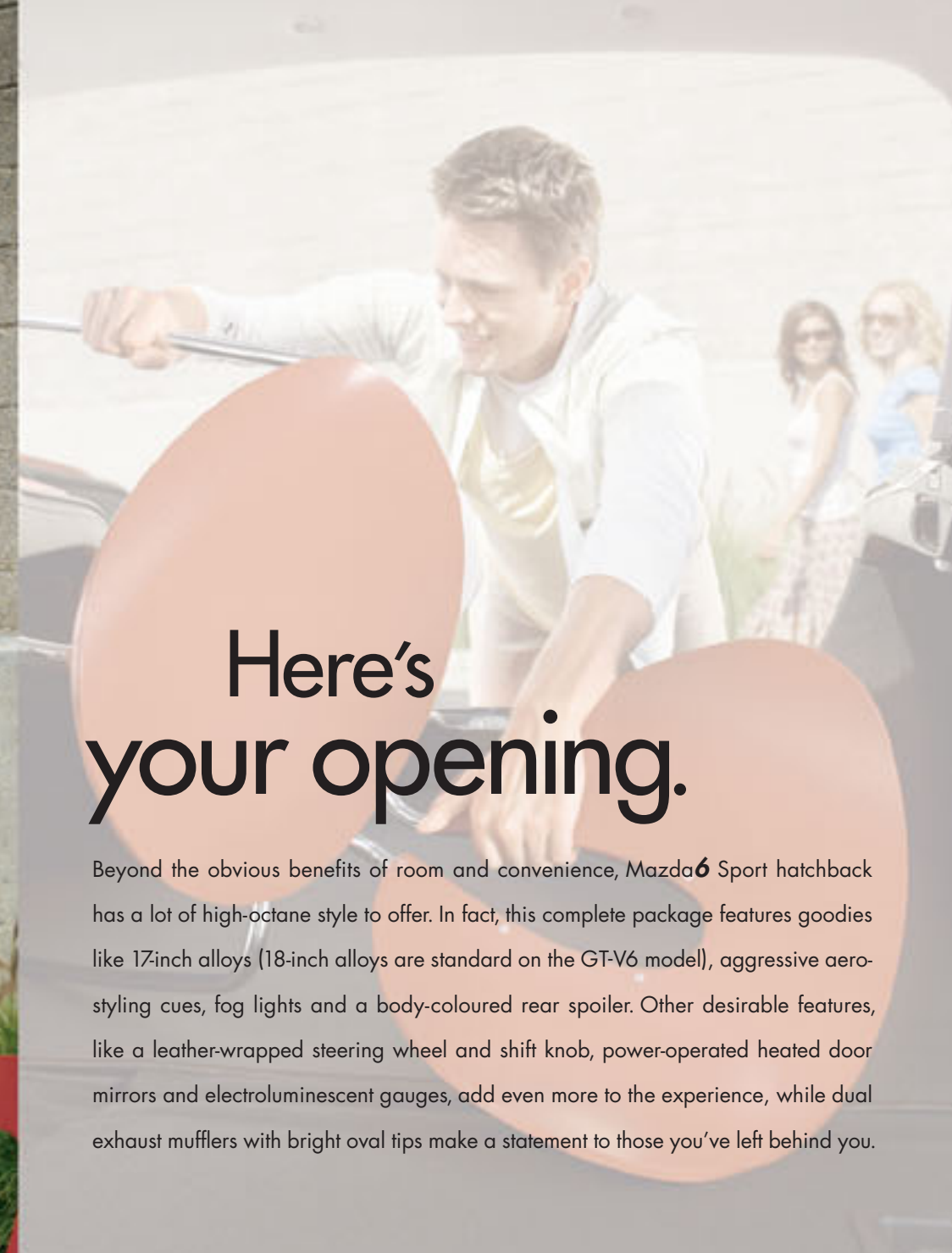






Few creatures  
have so many comforts.





## Here's your opening.

Beyond the obvious benefits of room and convenience, Mazda6 Sport hatchback has a lot of high-octane style to offer. In fact, this complete package features goodies like 17-inch alloys (18-inch alloys are standard on the GT-V6 model), aggressive aerostyling cues, fog lights and a body-coloured rear spoiler. Other desirable features, like a leather-wrapped steering wheel and shift knob, power-operated heated door mirrors and electroluminescent gauges, add even more to the experience, while dual exhaust mufflers with bright oval tips make a statement to those you've left behind you.

**A. PRIME MOVER.** Mazda6 Sport hatchback provides seating for five adults plus a substantial 626 L of cargo\* space with its 60/40-split fold-down rear seatback in the upright position. **B. ON THE LEVEL.** All Mazda6 models feature a hassle-free "automatic fold-flat" mechanism that lets you create a virtually flat load floor without removing any headrests. **C. USE YOUR LEVERAGE.** To automatically "fold-flat" the 60/40-split fold-down rear seatback or move the rear seat-bottom forward, simply pull the two remote-control levers inside the liftgate.

\*Please remember to properly secure all cargo. We recommend use of the accessory cargo net.

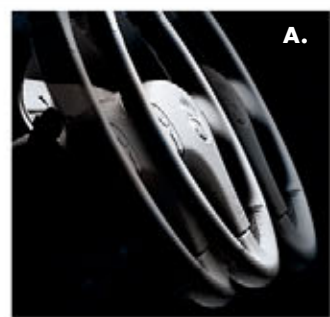






# Congratulations. You're engaged.

With a cockpit designed to excite and involve, the relationship between car and driver has never been stronger. For instance, a supportive, height-adjustable driver's seat keeps you relaxed and invigorated, while steering-wheel-mounted audio and cruise controls (on most models) keep your eyes on the road. The easy-to-read instrument cluster is ideally positioned and available with electro-luminescent gauges (on most models). And the illuminated console screen – a model of multi-tasking efficiency – displays time, audio settings, climate control status and outside temperature. Other thoughtful touches include available leather-wrapped steering wheel, gearshift knob and parking-brake handle, as well as keyless entry with retractable key and remote front window down function. All to keep you deeply connected with the road, and your Mazda6.



**A. & B.** AT YOUR FINGERTIPS. Mazda6's steering wheel not only tilts and telescopes for a more comfortable driving position and better vehicle control, it features illuminated controls for both the audio- and cruise-control systems so you can keep both hands on the wheel (standard on most models). **C. & D.** A PLACE FOR EVERYTHING. Both front and rear passengers can enjoy the convenience of clever storage spaces within the armrests. The front compartment is ideal for personal electronic devices, while the back can accommodate similar items or beverages.



# Multiple choice.

## MAZDA6 SEDAN

In either of its two distinct trim levels, Mazda6 sedan combines invigorating performance with extraordinary value. So which one is right for your right foot? Drive it. You'll know.

### TECHNICAL HIGHLIGHTS

Among its many features, Mazda6 GS includes:

- Two engine options: 156-hp 2.3 L 16-valve all-aluminum 4-cylinder engine or 212-hp 3.0 L 24-valve all-aluminum V6 engine
- 5-speed close-ratio manual gearbox
- Double-wishbone independent front suspension
- Multi-link independent rear suspension
- Friction-optimized rack-and-pinion steering
- Power-assisted 4-wheel disc brakes
- Anti-lock Brake System (ABS) with Electronic Brake Force Distribution (EBFD)
- Traction Control System (TCS)
- Air conditioning and cruise control
- AM/FM CD player with 4 speakers and 2 tweeters
- Power windows and door locks
- Dual front side air bags; dual side air curtains

The GT version adds:

- 17-inch alloy wheels (GT-I4 only)
- 18-inch alloy wheels (GT-V6 only)
- Side sill extensions
- Body-coloured front grille
- Automatic climate controls
- Anti-theft alarm system
- Leather-trimmed upholstery
- Heated front seats
- Premium Bose® audio system
- Power glass moonroof
- Headlights – Xenon (HID) (GT-V6 only)



### MAZDA6 SEDAN ACCESSORIES



Pictured above from left to right: Cargo organizer, raised rear spoiler, sport grille.

- Alarm shock sensor upgrade
- All-weather floor mats
- Aluminum fuel-filler door
- Auto-dimming mirror with compass
- Auto-dimming mirror with compass and HomeLink®
- Cargo net
- Cargo organizer
- Cargo tray
- Engine block heater
- Front mask
- MP3 player
- Raised rear spoiler
- Rear chrome finisher
- Rear lip spoiler
- Wheel locks – Chrome (set of four)

# And every answer

## MAZDA6 SPORT WAGON

Mazda6 Sport Wagon expands your definition of a sports sedan – by over 1,712 L with the rear seats down. With a rousing 212-hp and tuned suspension, it's tailor-made for drivers demanding outstanding performance plus exceptional versatility.

### TECHNICAL HIGHLIGHTS

Mazda6 Sport Wagon GS has many features, including:

- 212-hp 3.0 L 24-valve all-aluminum V6 engine
- 5-speed close-ratio manual gearbox
- Double-wishbone independent front suspension
- Multi-link independent rear suspension
- Friction-optimized rack-and-pinion steering
- Power-assisted 4-wheel disc brakes
- Anti-lock Brake System (ABS) with Electronic Brake Force Distribution (EBFD)
- Traction Control System (TCS)
- 17-inch alloy wheels
- Air conditioning and cruise control
- AM/FM CD player with 4 speakers and 2 tweeters
- Power windows and door locks
- Dual front side air bags; dual side air curtains

The GT version adds:

- 18-inch alloy wheels
- Automatic climate controls
- Anti-theft alarm system
- Leather-trimmed upholstery
- Heated front seats
- Premium Bose® audio system
- Power glass moonroof
- Headlights – Xenon (HID)

### MAZDA6 SPORT HATCHBACK ACCESSORIES



Pictured above from left to right: Aluminum fuel-filler door, auto-dimming mirror with compass and HomeLink®, moonroof wind deflector.

- 2-tone gear shift knob
- 2-tone parking-brake handle
- 2-tone steering wheel
- Auto-dimming mirror with compass and HomeLink®
- Cargo mat
- Cargo net
- Cargo tray
- Remote engine starter
- Wheel locks – Chrome (set of four)

# is right.

## MAZDA6 SPORT HATCHBACK

Available in two stylish trim levels, this Mazda6 is a genuine sports sedan that delivers uncompromised performance along with surprising flexibility. Open its beautifully integrated liftgate, fold down the rear seats, and Mazda6 Sport hatchback is ready to accommodate over 1,662 L of whatever you feel like bringing along.

### TECHNICAL HIGHLIGHTS

Mazda6 Sport hatchback boasts many features, including:

- Two engine options: 156-hp 2.3 L 16-valve all-aluminum 4-cylinder engine or 212-hp 3.0 L 24-valve all-aluminum V6 engine
- 5-speed close-ratio manual gearbox
- Double-wishbone independent front suspension
- Multi-link independent rear suspension
- Friction-optimized rack-and-pinion steering
- Power-assisted 4-wheel disc brakes
- Anti-lock Brake System (ABS) with Electronic Brake Force Distribution (EBFD)
- Traction Control System (TCS)
- 17-inch alloy wheels
- Air conditioning and cruise control
- AM/FM CD player with 4 speakers and 2 tweeters
- Power windows and door locks
- Dual front side air bags; dual side air curtains

The GT version adds:

- 18-inch alloy wheels (GT-V6 only)
- Automatic climate controls
- Anti-theft alarm system
- Leather-trimmed upholstery
- Heated front seats
- Premium Bose® audio system
- Power glass moonroof
- Headlights – Xenon (HID)

### MAZDA6 SPORT WAGON ACCESSORIES




Pictured above from left to right: Cargo organizer, cargo tray, roof rack – cross bars (bike attachment).

- 2-tone gear shift knob
- 2-tone parking-brake handle
- Cargo mat
- Cargo net
- Cargo organizer
- Cargo tray
- Rear chrome finisher
- Rear spoiler
- Roof carrier cargo box – long
- Roof rack – cross bars (bike attachment)
- Wheel locks – Chrome (set of four)



EXTERIOR COLOURS



MAZDA6 SEDAN COLOUR & TRIM

	EXTERIOR		INTERIOR	
	GS (CLOTH)	GT (LEATHER)	GS (CLOTH)	GT (LEATHER)
Glacier White	Black	Black	Black	Black
Black Onyx	Black	Beige	Beige	Black
Smokestone Metallic	Beige	Beige	Beige	Black
Redfire Metallic	Black	Black	Black	Black
Glacier Silver Metallic	Black	Black	Black	Beige
Stormfront Grey Metallic	Black	Black	Black	Black
Tungsten Grey Metallic	Black	Black	Black	Black
Dark Cherry Mica	Beige	Beige	Beige	Black

MAZDA6 SPORT WAGON COLOUR & TRIM

	EXTERIOR		INTERIOR	
	GS (CLOTH)	GT (LEATHER)	GS (CLOTH)	GT (LEATHER)
Black Onyx	Black	Black	Black	Black
Glacier Silver Metallic	Black	Black	Black	Black
Stormfront Grey Metallic	Black	Black	Black	Beige
Smokestone Metallic	Beige	Beige	Beige	Black
Tungsten Grey Metallic	Black	Black	Black	Black
Dark Cherry Mica	Beige	Beige	Beige	Black


MAZDA6 SPORT HATCHBACK COLOUR & TRIM

	EXTERIOR		INTERIOR	
	GS (CLOTH)	GT (LEATHER)	GS (CLOTH)	GT (LEATHER)
Black Onyx	Black	Black	Black	Black
Glacier Silver Metallic	Black	Black	Black	Black
Bright Red	Black	Black	Black	Black
Tungsten Grey Metallic	Black	Black	Black	Beige
Dark Cherry Mica	Black	Beige	Black	Black
Bright Island Blue Metallic	Black	Black	Black	Black
Stormfront Grey Metallic	Black	Black	Black	Black

MAZDA6 WHEELS



INTERIOR COLOURS



MODELS: Mazda6 sedan: GS-I4, GT-I4, GS-V6, GT-V6 / Mazda6 Sport hatchback: GS-I4, GT-I4, GS-V6, GT-V6 / Mazda6 Sport Wagon: GS-V6, GT-V6

ENGINE	GS-I4, GT-I4	GS-V6, GT-V6
Type	2.3L DOHC 16-valve 4-cylinder	3.0L DOHC 24-valve V6
Displacement	2,260 cc	2,967 cc
Compression ratio	9.7:1	10.0:1
Horsepower SAE net*	156 @ 6,500 rpm	212 @ 6,000 rpm
Torque SAE net lb. ft.	154 @ 4,000 rpm	197 @ 5,000 rpm
Fuel system	Multi-port Electronic Fuel Injection (EFI)	Multi-port Electronic Fuel Injection (EFI)
Recommended fuel	Regular	Regular

\*Horsepower calculated using SAE method, revised August 2004.

DRIVETRAIN

Type	Front engine/front-wheel drive
Transmission	5-speed manual
	5-speed electronically controlled <b>Sport</b> mode automatic with overdrive, optional on I4 (sedan, Sport hatchback)
	6-speed electronically controlled <b>Sport</b> mode automatic with overdrive, optional on V6

CHASSIS

Frame	Monocoque
Front suspension	Independent, high-mount double-wishbone, coil springs and stabilizer bar
Rear suspension	Independent, E-type multi-link, coil springs and stabilizer bar
Steering	Rack-and-pinion with engine-rpm-sensing variable power assist
Minimum turning circle	11.8 m (curb-to-curb)
Brakes	Power-assisted with dual diagonal hydraulic circuits
	4-wheel disc brakes
	Anti-lock Brake System (ABS) (4-wheel, 4-sensor, 3-channel) with Electronic Brake Force Distribution (EBFD)
	Ventilated front discs: 299 mm
	Solid rear discs: 280 mm

	SEDAN		SPORT HATCHBACK		SPORT WAGON	
	I4	V6	I4	V6	I4	V6
Curb weight (kg)	1,387 (MT); 1,421 (AT)	1,446 (MT); 1,480 (AT)	1,446 (MT); 1,552 (AT)	1,559 (MT); 1,586 (AT)	-	-
I4	1,387 (MT); 1,421 (AT)	1,446 (MT); 1,480 (AT)	-	-	-	-
V6	1,504 (MT); 1,530 (AT)	1,526 (MT); 1,552 (AT)	1,559 (MT); 1,586 (AT)	-	-	-



**MAZDA WARRANTY** The basic warranty on the Mazda6 sedan, Mazda6 Sport hatchback and Mazda6 Sport Wagon covers all parts found to be factory defective for 3 years or 80,000 km, whichever comes first. Additional warranties cover powertrain components for a period of 5 years or 100,000 km, whichever comes first, body sheet metal perforation for 5 years and unlimited mileage and specific emission control components for up to 8 years or 128,000 km. Exclusions from coverage are limited to maintenance items or adjustments (repairs not requiring parts replacement) on vehicles over 12 months old and repairs due to normal wear and tear. Ask your Mazda Dealer for additional information.

**ROADSIDE ASSISTANCE PROGRAM** As part of our commitment to your total satisfaction, 2007 Mazda6 sedan, Mazda6 Sport hatchback and Mazda6 Sport Wagon owners are automatically enrolled in our Roadside Assistance Program. Roadside Assistance protects your Mazda6 sedan, Mazda6 Sport hatchback and Mazda6 Sport Wagon for the duration of the 3-year basic limited warranty. Should you require assistance during this period, our service will help to get your vehicle back on the road and minimize any inconvenience. For complete details on this program, see your Mazda Dealer.

**MAZDA MOBILITY ASSISTANCE PROGRAM** Mazda Canada believes that vehicle access is vital for everyone. Under this program, physically-challenged customers who purchase or lease a new, unused Mazda vehicle may be eligible to receive assistance from Mazda Canada Inc. to aid with the cost of acquiring and installing adaptive driving aids on their vehicle. For complete details on this program, see your Mazda Dealer.

**MAZDA TEST-DRIVE EXPERIENCE** Excitement begins with the Mazda Test-Drive Experience – a uniquely designed road trip engineered to take you miles beyond the ordinary test-drive. Down local streets, on-ramps, highways and off-ramps. Through straightaways, S-curves and corners. It's all about putting a Mazda to the test under real-world conditions. It's about discovering the superb acceleration, braking, steering, handling and ride quality that every Mazda offers. And rediscovering that fun, connected-to-the-road feeling we call "zoom-zoom".

**READY TO ROLL** Our pre-delivery commitment means every new Mazda is checked out, gassed up and fitted with floor mats.

CAPACITIES			
Seating	5 persons	Washer fluid tank	4.4L
Fuel tank	68L	Coolant capacity	I4: 7.5L; V6: 10.2L

EXTERNAL DIMENSIONS (mm)

Wheelbase	2,675
Track (fr/rr)	1,540/1,540 (205 tires)
	1,530/1,530 (215 tires)
Overall length	4,745 (sedan, Sport hatchback); 4,770 (Sport Wagon)
Overall width	1,780
Overall height	1,440 (sedan, Sport hatchback); 1,455 (Sport Wagon)
Ground clearance	130 (laden)

INTERNAL DIMENSIONS

	SEDAN	SPORT HATCHBACK	SPORT WAGON
Headroom – with moonroof (fr/rr) (mm)	966/942	966/932	966/981
Headroom – without moonroof (fr/rr) (mm)	984/942	984/932	984/981
Legroom (fr/rr) (mm)	1,074/927	1,074/926	1,074/926
Shoulder room (fr/rr) (mm)	1,421/1,403	1,421/1,403	1,421/1,403

Cargo volume (L)	429	626	959
DIN cargo volume (with rear seats folded down), from the top of the ceiling (L)	-	1,662	1,712
Passenger volume (L)	2,734	2,721	2,784
Total volume (L)	3,163	3,347	3,743

FUEL ECONOMY RATINGS\*\* (L/100km)

	I4				V6			
	SMT		SAT Sport		SMT		6AT Sport	
	City	Highway	City	Highway	City	Highway	City	Highway
SEDAN	10.0	6.9	10.0	7.0	12.2	8.1	12.0	7.9
SPORT HATCHBACK	10.0	6.9	10.0	7.0	12.2	8.1	12.0	7.9
SPORT WAGON	-	-	-	-	12.2	8.1	12.0	7.9

\*\*Estimated fuel economy. Your actual fuel consumption may vary.



For peace-of-mind motoring, we've created the Mazda Added Protection Plan (M.A.P.). M.A.P. complements your Mazda Limited Warranty for up to 7 years or 160,000 km, and protects you from unexpected repair expenses and the rising cost of repairs. All M.A.P. plans include Personal Budget and Repair Inflation Protection. In addition, all M.A.P. plans include Premium Roadside Assistance, which extends the roadside assistance coverage offered during the new-vehicle limited-warranty period throughout the M.A.P. term. The Premium Roadside Assistance offers Towing, Winching, Battery Boost, Out-of-Fuel Coverage, Tire Service, Lockout Service, Emergency Travel Expense Reimbursement and Travel Planning and Dealer Locator. Should you ever decide to sell your Mazda vehicle, M.A.P. is transferable to future owners and will enhance the resale value of your vehicle. The Mazda Added Protection Plan is fully backed and administered by Mazda Canada Inc. For more information, please contact your Mazda Dealer.

Ask your dealer about Mazda's competitive program for recent university and college graduates.

Product changes and options availability: Following publication of this brochure, certain changes in standard equipment, options, prices and the like, or product delays may have occurred which would not be included in these pages. Your Mazda Dealer is your best source for up-to-date information. Mazda reserves the right to change product specifications at any time without incurring obligations. Options and accessories shown or described in this brochure are available at extra cost and may be offered only in combination with other options or subject to additional ordering requirements or limitations. E. & O. E.

ENGINEERING FEATURES	SEDAN				SPORT HATCHBACK				SPORT WAGON			
	GS-I4	GT-I4	GS-V6	GT-V6	GS-I4	GT-I4	GS-V6	GT-V6	GS-V6	GT-V6	GS-V6	GT-V6
5-speed manual transmission	S	S	S	S	S	S	S	S	S	S	S	S
5-speed electronically controlled <b>Sport</b> mode automatic with overdrive	0	0	-	-	0	0	-	-	-	-	-	-
6-speed electronically controlled <b>Sport</b> mode automatic with overdrive	-	-	0	0	-	-	0	0	0	0	0	0
Anti-lock Brake System (ABS) with Electronic Brake Force Distribution (EBFD)	S	S	S	S	S	S	S	S	S	S	S	S
Traction Control System (TCS)	S	S	S	S	S	S	S	S	S	S	S	S

WHEELS AND TIRES	SEDAN	SPORT HATCHBACK	SPORT WAGON
16" steel wheels	S	-	-
17" alloy wheels	SP	S	S
18" alloy wheels	-	-	S
205/60R16 all-season steel-belted radial tires	S	-	-
215/SOR17 all-season steel-belted radial tires	SP	S	-
215/45R18 all-season steel-belted radial tires	-	-	S
Temporary spare tire	S	S	S

EXTERIOR FEATURES

Front mud guards	S	-	S	-	-	-	-	-	S*	-
Front and rear sport-type bumpers	S	S	S	S	S	S	S	S	S	S
Body-coloured protective bodyside moldings	S	S	S	S	S	S	S	S	S	S
Body-coloured bumpers and door handles	S	S	S	S	S	S	S	S	S	S
Body-coloured rocker panel	S	S	S	S	S	S	S	S	S	S
Black mesh front grille with chrome trim bar	S	-	S	-	-	-	-	-	S	-
Body-coloured front grille	-	S	-	S	S	S	S	S	GFX	S
Body-coloured side sill extensions	-	S	-	S	S	S	S	S	GFX	S
Body-coloured rear spoiler	-	-	-	S	S	S	S	S	GFX	S
Body-coloured power-operated heated door mirrors	S	S	S	S	S	S	S	S	S	S
Headlights – Xenon (HID)	-	-	-	S	-	-	-	-	S	-
Variable intermittent wipers	S	S	S	S	S	S	S	S	S	S
Intermittent rear wiper	-	-	-	S	S	S	S	S	S	S
Black headlight housings	-	S	-	S	S	S	S	S	GFX	S
Automatic headlight shut off	S	S	S	S	S	S	S	S	S	S
Fog lights	SP	S	S	S	S	S	S	S	S	S
Sporty taillights	-	S	-	S	S	S	S	S	GFX	S
Sporty roof-mounted antenna	S	S	S	S	S	S	S	S	S	S
Dual exhaust mufflers with bright oval finishers	S	S	S	S	S	S	S	S	S	S

AM/FM CD player with 4 speakers and 2 tweeters	S	-	S	-	S	-	S	-	S	-
AM/FM 6-disc in-dash CD changer, Bose® audio system with 4 speakers, 2 tweeters and subwoofer	-	S	-	S	-	S	-	S	-	S
Steering-wheel-mounted audio controls	SP	S	S	S	S	S	S	S	S	S

COMFORT AND CONVENIENCE

Manual climate controls	S	-	S	-	S	-	S	-	S	-
Automatic climate controls	-	S	-	S	-	S	-	S	-	S
Rear-seat heater ducts	S	S	S	S	S	S	S	S	S	S
Power glass moonroof with sunshade	-	S	0	S	-	S	0	S	0	S
Voice-activated navigation system with retractable 7" display	-	-	-	0	-	-	-	0	-	0
Auto up/down system for front windows (keyless [down only] and key cylinder)	S	S	S	S	S	S	S	S	S	S
Power windows with driver's/front passenger's one-touch up and down feature	S	S	S	S	S	S	S	S	S	S
Power door locks	S	S	S	S	S	S	S	S	S	S
Remote keyless entry system with retractable key, welcome mode and panic alarm (includes two transmitters)	S	S	S	S	S	S	S	S	S	S
Internal fuel door and hood release	S	S	S	S	S	S	S	S	S	S
Steering-wheel-mounted cruise controls	S	S	S	S	S	S	S	S	S	S
Tilt and telescopic steering wheel	S	S	S	S	S	S	S	S	S	S
Auto-dimming rearview mirror with HomeLink®	-	S	-	S	-	S	-	S	-	S
Dual front map lamps with sunglass holder	S	S	S	S	S	S	S	S	S	S
Rear overhead dual map lamps	S	S	S	S	S	S	S	S	S	S
Delayed courtesy lights (front and rear map lights, front door lights)	S	S	S	S	S	S	S	S	S	S
Cargo area lamp	S	S	S	S	S	S	S	S	S	S
Illuminated covered driver and passenger vanity mirrors	S	S	S	S	S	S	S	S	S	S
Dual front and rear cup holders	S	S	S	S	S	S	S	S	S	S
Passenger assist grips (3)	S	S	S	S	S	S	S	S	S	S
Coat hooks (2)	S	S	S	S	S	S	S	S	S	S

SEAT AND TRIM	SEDAN				SPORT HATCHBACK				SPORT WAGON			
	GS-I4	GT-I4	GS-V6	GT-V6	GS-I4	GT-I4	GS-V6	GT-V6	GS-V6	GT-V6	GS-V6	GT-V6
Reclining front bucket seats with slide adjustment	S	-	-	-	S	-	-	-	S	-	-	-
Driver's manual seat lifter	S	-	-	-	-	-	-	-	-	-	-	-
8-way power-adjustable driver's seat with manual lumbar support adjustment	SP	S	S	S	S	S	S	S	S	S	S	S
Heated front seats	-	S	-	S	-	S	-	S	-	S	-	S
60/40-split fold-down rear seatback with centre armrest	S	S	S	S	S	S	S	S	S	S	S	S
Trunk-mounted rear seatback release levers	S	S	S	S	S	S	S	S	S	S	S	S
Cloth upholstery	S	-	S	-	S	-	S	-	S	-	S	-
Leather-trimmed upholstery	-	S	-	S	-	S	-	S	-	S	-	S
Leather-wrapped 3-spoke steering wheel	SP	S	S	S	S	S	S	S	S	S	S	S
Leather-wrapped shift knob (MT and AT)	SP	S	S	S	S	S	S	S	S	S	S	S
Leather-wrapped parking-brake handle	SP	S	S	S	S	S	S	S	S	S	S	S

Warning lights for low windshield washer fluid level, low fuel level, door ajar, check engine, oil pressure, volts, parking brake, high beam and safety belts	S	S	S	S	S	S	S	S	S	S
---	---	---	---	---	---	---	---	---	---	---





CX-7



CX-9 (AVAILABLE EARLY 2007)



ALWAYS THE SOUL OF A SPORTS CAR. zoom-zoom



MAZDA3



MAZDA3 SPORT




MAZDA5



MAZDA6




MAZDA6 SPORT WAGON




MAZDA6 SPORT HATCHBACK



MX-5



RX-8



B-SERIES



Get more detailed information on your Mazda6 sedan, Mazda6 Sport hatchback and Mazda6 Sport Wagon. Check out our website at [www.mazda.ca](http://www.mazda.ca) for specifications and features, option packages, pricing, financing, to book a test-drive and find a dealer near you.  
Mazda Canada Inc., 55 Vogell Road, Richmond Hill, Ontario L4B 3K5

Printed in Canada

Part No. 9999-92-M627-EN