

DISCOVERY



ABOVE AND BEYOND



DISCOVERY NEW FEATURES FOR 2015

CONVENIENT DRIVER TECHNOLOGIES

Optional new technologies are available to help make driving Discovery even more pleasurable. Adaptive Cruise Control with Forward Alert System uses radar to scan the road ahead ten times a second and then automatically matches the speed of the vehicle in front of you allowing you to travel long distances in comfort. Whilst InControl™ Apps offers a variety of smartphone apps for use via the vehicle's Touch-screen.

INTERIOR DESIGN ENHANCEMENTS

You can now specify dual-tone Windsor leather, Ebony/Cirrus seats and there is an option of either a Grand Black Lacquer or a Straight Grained Walnut wood and leather steering wheel.

NEW EXTERIOR DESIGN FEATURES

There is a choice of three new exterior colours available: Aruba, Kaikoura Stone and Montalcino Red. You can also select the new 20 inch forged alloy wheels with a Light Silver Polished finish to accentuate the refined look of the vehicle.



BRITISH COLUMBIA

Page 2



CHILE

Page 16



SPECIFICATION

Page 30



The Land Rover Discovery's design has constantly evolved during its life and that is why Discovery is always in its element, whether it's crossing town or taking everyone way beyond the city limits for the weekend.



The design of Discovery is accentuated by the use of jewel-like front lights giving the vehicle a contemporary look. While at the rear, the split tailgate has been designed for maximum reach and flexibility to make loading awkward objects easier.





Escape the daily grind. With three different engines to choose from, Discovery delivers in the most demanding criteria, including improved fuel economy, power and performance.





Heading away from the city towards the great outdoors should be a pleasure. That's why Discovery features advanced technology to help the driver feel more connected to the road and deliver an engaged and responsive drive. Now, getting there can be as enjoyable as being there.



Stadium seating gives everybody unspoiled views, with head, leg and shoulder room that are among the best in class and full-size seats for up to seven adults. These are just some of the benefits of Discovery's bold design and upright side profile.

And with a range of infotainment and technologies to choose from, everyone will be entertained, relaxed and comfortable.



What Discovery gains in practicality and space, it doesn't compromise in comfort and attention to detail. Its tactile interior is a contemporary and beautifully crafted environment. The seats are available in a variety of materials such as Windsor leather, which include electrically adjusted bolsters that give the driver even greater support. Double-stitching on the fascia top is just one indication of the high-quality finish throughout the vehicle.





Land Rover has always had capability at its heart and Terrain Response® proves it. This proprietary technology acts as an off-road expert enabling the driver to tackle almost every surface with confidence.



At the touch of a switch, Terrain Response® reconfigures Discovery's engine, transmission, throttle and traction settings for optimum drive-ability.

So whether travelling over tarmac, grass, gravel or snow, mud and ruts, sand or rocks, the vehicle takes to it with consummate ease.



With exceptional ground clearance and short front and rear overhangs, Discovery is cleverly proportioned. Together with impressive torque and delivery of power, these attributes help ensure that the vehicle is eminently capable and highly manoeuvrable on the most demanding terrain.





As a vehicle enters a steep gradient, there is a moment when the feeling of sudden acceleration can occur, which is why Gradient Acceleration Control has been incorporated into Discovery's standard Hill Descent Control technology. This feature helps reduce the feeling of increased speed and smoothes out the overall effect to make descent feel more assured.



The odd expanse of water shouldn't affect a drive. Chances are it won't in Discovery. Using sensors in the door mirrors when the vehicle is wading, the optional Wade Sensing™ system alerts the driver if the water is too deep. It provides real-time pictorial information, including the maximum wading capability, and is particularly useful in the dark or at night.



For over 65 years, Land Rover has become renowned for many innovations, one of which is the legendary Command Driving Position. From here, the driver gets an unparalleled view of the road ahead and greater all round visibility. Hazards can be spotted earlier, parking is made easier and as all the key controls come readily to hand, it can help to reduce stress and fatigue.





With five digital cameras mounted around the vehicle, the optional Surround Camera System provides a near 360° view. This greatly aids low-speed manoeuvrability in such situations as parking. By customising the number of images the camera relays to the Touch-screen, other functions can be utilised. All Round Vision, Junction View, Rear View, Tow Assist and Tow Hitch Assist are included in this advanced system.






Discovery goes further. Its capability is born from the first Land Rover and is renowned across the city, across country and across the globe. Its contemporary design is purposeful, its drive connected and assured. Add class-leading versatility with seven full-size adult seats and the picture is complete.



SPECIFICATION

Discovery offers an exclusive range of options that allow you to personalise your vehicle. The following pages take you through a logical series of steps to create your ideal Discovery. You have several choices: from selecting your engine and model to exterior and interior colours before choosing your wheels, finishes and additional options.

If you'd like to bring your options to life, go to our online configurator at landrover.com



Step 1

Choose your engine

Page 32

You can select from a range of powerful petrol or diesel engines.

Step 2

Choose your model

Page 34

Compare the standard features on each model.

Step 3

Choose your colour

Page 40

There's a wide range on offer to enable you to express yourself.

Step 4

Choose your wheels

Page 44

There's a range of styles, each one designed to complement the bold exterior.

Step 5

Choose your interior

Page 46

Carefully selected colours complemented by a range of finishes. You can personalise your own interior space.

Step 6

Choose your options

Page 60

Additional options can enhance your personal requirements.

Key Features

Page 64

The latest innovations that make your vehicle a pleasure to drive.

Technical Details

Page 68

Technical information and data for dimensions, performance and specifications.

Accessories

Page 70

A range of stylish and practical accessories. You can tailor your vehicle to your specific needs.



Both our diesel and petrol variants include Intelligent Stop/Start technology allowing for reduced CO₂ emissions and greater fuel economy. Our petrol 3.0L V6 Supercharged engine is coupled with eight-speed automatic transmission that delivers an impressive 250kW (340PS) power output with torque of 450Nm.

3.0L TDV6 DIESEL AUTO



3.0L SDV6 DIESEL AUTO



3.0L V6 SUPERCHARGED PETROL AUTO



		3.0L TDV6 DIESEL AUTO	3.0L SDV6 DIESEL AUTO	3.0L V6 SUPERCHARGED PETROL AUTO
Driveline		Four Wheel Drive (4WD)	Four Wheel Drive (4WD)	Four Wheel Drive (4WD)
Power (kW / PS)		155 / 211	188 / 256	250 / 340
Torque (Nm)		520	600	450
Maximum torque (rpm)		2,000	2,000	3,500
Capacity (cc)		2,993	2,993	2,995
No. of cylinders		6	6	6
Cylinder layout		Longitudinal V6	Longitudinal V6	Longitudinal V6
FUEL ECONOMY				
Urban	l/100km (mpg)	8.6 (32.9)	8.7 (32.5)	14.4 (19.6)
Extra Urban	l/100km (mpg)	7.3 (38.7)	7.6 (37.2)	9.8 (28.8)
Combined	l/100km (mpg)	7.8 (36.2)	8.0 (35.3)	11.5 (24.6)
CO ₂ Urban emissions	g/km	227	230	336
CO ₂ Extra Urban emissions	g/km	193	201	229
CO ₂ Combined emissions	g/km	207	213	269

The figures provided are as a result of official manufacturer's tests in accordance with EU legislation. A vehicle's actual fuel consumption may differ from that achieved in such tests and these figures are for comparative purposes only.

Visit landrover.com for more information.



	TDV6	S	SE	HSE
3.0L TDV6 Diesel Auto	■	■	■	■
3.0L SDV6 Diesel Auto		■	■	■
3.0L V6 Supercharged Petrol Auto			■	■

STEP 2 CHOOSE YOUR MODEL – CHOICES

Each model has a choice of engines and distinctive features. This guide will help you to select your ideal Discovery. On the following pages you'll see the standard features for each model.

DISCOVERY TDV6



- Grille bars in Brunel with Gloss Black surround
- Side fender vents in Brunel
- Black door handles
- Black moulded rear bumper
- Black grained wheel arches
- Dark Techno Grey tow eye cover
- Halogen headlamps with daytime running lights (DRL)
- 18 inch five split-spoke 'Style 509' alloy wheels.

DISCOVERY S



- Grille bars in Brunel with Gloss Black surround
- Side fender vents in Brunel
- Black door handles
- Black moulded rear bumper
- Black grained wheel arches
- Dark Techno Grey tow eye cover
- Halogen headlamps with daytime running lights (DRL)
- 19 inch ten-spoke 'Style 103' alloy wheels.

DISCOVERY SE



- Grille bars in Brunel with Gloss Black surround
- Side fender vents in Brunel
- Oberon door handles
- Body coloured wheel arches and rear bumper
- Dark Techno Grey tow eye cover
- Halogen headlamps with daytime running lights (DRL) and headlamp powerwash jets
- Front fog lamps
- 19 inch seven-spoke 'Style 703' alloy wheels.

DISCOVERY HSE



- Grille bars in Bright Atlas with Gloss Black surround
- Side fender vents in Bright Atlas
- Body coloured door handles
- Body coloured wheel arches and rear bumper
- White Silver tow eye cover
- Xenon headlamps with LED signature and daytime running lights (DRL) and headlamp powerwash jets
- Front fog lamps
- 19 inch seven split-spoke 'Style 704' alloy wheels.

STEP 2 CHOOSE YOUR MODEL – STANDARD FEATURES

	TDV6	S	SE	HSE
ENGINE TRANSMISSION, SUSPENSION AND DRIVING DYNAMICS				
Eight-speed Automatic Transmission	■	■	■	■
Single-speed transfer box	■	■		
Twin-speed low range transfer gearbox			■	■
Intelligent Stop/Start system	■	■	■	■
Front and rear coil suspension	■			
Electronic air suspension (with variable ride height)		■	■	■
Terrain Response®		■	■	■
Power Assisted Steering	■	■	■	■
Centre electronic locking differential	■	■	■	■
Front and rear axle open differential	■	■	■	■
Electric Parking Brake (EPB)	■	■	■	■
Anti-lock Braking System (ABS)	■	■	■	■
Electronic Traction Control (ETC)	■	■	■	■
Active Roll Mitigation (ARM)	■	■	■	■
Dynamic Stability Control (DSC)	■	■	■	■
Hill Descent Control (HDC)	■	■	■	■
Hill Start Assist	■	■	■	■
Roll Stability Control (RSC)	■	■	■	■
Emergency Brake Assist (EBA)	■	■	■	■
Gradient Acceleration Control (GAC)	■	■	■	■
Diesel Particulate Filter (DPF)	■	■	■	■
Diesel misfuel protection device (TDV6 and SDV6 only)	■	■	■	■
Trip computer with message centre	■	■	■	■
EXTERIOR FEATURES AND FINISHERS				
Roof and Exterior Styling				
Black moulded rear bumper	■	■		
Brunel grille bars with Gloss Black surround	■	■	■	
Brunel side fender vents	■	■	■	
Bright Atlas grille bars with Gloss Black surround				■
Bright Atlas side fender vents				■
Body coloured front bumper	■	■	■	■
Body coloured upper mirror caps	■	■	■	■
Black door handles	■	■		
Dark Techno Grey tow eye cover	■	■	■	
White Silver tow eye cover				■

	TDV6	S	SE	HSE
EXTERIOR FEATURES AND FINISHERS (CONTINUED)				
Exterior Upgrade – consists of body coloured wheel arches, body coloured rear bumper, body coloured rear applique panel and Oberon door handles				
Premium Exterior Upgrade – consists of body coloured wheel arches, body coloured rear bumper, body coloured rear applique panel and body coloured door handles				
Rear wash wiper	■	■	■	■
Glass and Exterior Mirrors				
Heated rear window	■	■	■	■
Heated and adjustable mirrors	■	■	■	■
Powerfold exterior mirrors				■
Headlamps and Lighting				
Halogen headlamps	■	■	■	
Xenon headlamps with LED signature (includes headlamp powerwash)				■
Daytime Running Lights (DRL)	■	■	■	■
Paint				
Solid paint	■	■	■	■
Towing				
Trailer Stability Assist (TSA)	■	■	■	■
Wheels and Wheel Options				
18 inch five-spoke 'Style 509'	■			
19 inch ten-spoke 'Style 103'		■		
19 inch seven-spoke 'Style 703'			■	
19 inch seven split-spoke 'Style 704'				■
Locking wheel nuts	■	■	■	■
Tyre repair system (TDV6 only)	■	■	■	■
Temporary durable spare wheel (SDV6 and SCV6 only)		■	■	■

	TDV6	S	SE	HSE
Tyre Pressure Monitoring System (TPMS)	■	■	■	■
SEATING, INTERIOR FEATURES AND FINISHERS				
Seating				
Cloth seats	■	■	■	
Grained leather seats				■
60:40 folding row two seats	■	■	■	■
Manual front seat adjustment	■	■	■	
Electric seats with memory				■
Steering Wheel				
Manual steering column adjustment	■	■	■	■
Leather steering wheel with multi-functional controls	■	■	■	■
Interior Finishes				
Meteor trim finisher	■	■	■	
Straight Grained Walnut trim finisher				■
Interior Features				
Manual dipping interior mirror	■	■		
SAFETY AND SECURITY				
Perimetric alarm	■	■	■	■
Driver and passenger airbags	■	■	■	■
Second row head curtain airbags	■	■	■	■
Audible seat belt warning	■	■	■	■

	TDV6	S	SE	HSE
CONVENIENCE AND LOADSPACE FEATURES				
Push button Start/Stop	■	■	■	■
Automatic climate control	■	■	■	■
Front and rear cup holders	■	■	■	■
Cruise control			■	■
Front parking aid with front visual display				■
Rear park distance sensors with visual display			■	■
Interior mood lighting				■
Loadspace cover	■	■	■	■
INFORMATION, COMMUNICATION AND ENTERTAINMENT				
Remote audio controls (steering wheel mounted)	■	■	■	■
Hard disk navigation system (includes 4x4 information, Traffic Messaging Channel and voice control)				■
Bluetooth® phone connection			■	■
Land Rover Audio System with eight speakers	■	■		
Meridian™ Audio System (380W) with 11 speakers including subwoofer			■	■
PACKS				
Bright Pack – consists of door puddle lamps, front footwell lamps, front fog lamps, automatic headlamps, headlamp powerwash, auto-dimming interior mirror and rain sensing windscreen wipers				
			■	■

STEP 3 CHOOSE YOUR COLOUR

Body Colour



Body Colour





Personalising the exterior

The optional Black Design Pack has its own special character. The exterior sports full length Satin Black roof rails and Narvik Black mirror caps and door handles. The Narvik Black grille with bright insert, Black fog lamp bezels, Black 'DISCOVERY' bonnet and tailgate badging with no engine or derivative badge add to the design to give the vehicle a more contemporary feel. A moulded Anthracite tow eye cover, privacy glass and a choice of 19 inch seven split-spoke Black alloy wheels or 20 inch five split-spoke Black alloy wheels complete the look.



Grille in Narvik Black



Fender vents in Narvik Black



19 inch seven split-spoke 'Style 702' Black alloy wheel



20 inch five split-spoke 'Style 510' Black alloy wheel

STEP 4 CHOOSE YOUR WHEELS



18 INCH FIVE SPLIT-SPOKE
'STYLE 509'



19 INCH TEN-SPOKE
'STYLE 103'



19 INCH SEVEN-SPOKE
'STYLE 703'



19 INCH SEVEN SPLIT-SPOKE
'STYLE 704'*

	OPTION CODE	TDV6	S	SE	HSE
WHEELS					
18 inch five split-spoke 'Style 509'	029JM	■	-	-	-
19 inch ten-spoke 'Style 103'	029QS	□	■	-	-
19 inch seven-spoke 'Style 703'	029SV	-	□	■	-
19 inch seven split-spoke 'Style 704'*	029TH	-	□	□	■

■ Standard □ Optional - Not Available.



20 INCH FIVE SPLIT-SPOKE 'STYLE 510'
DIAMOND TURNED WITH GLOSS BLACK FINISH



20 INCH FIVE SPLIT-SPOKE
'STYLE 511'*



20 INCH FIVE SPLIT-SPOKE 'STYLE 516'
WITH LIGHT SILVER POLISHED FINISH

	OPTION CODE	TDV6	S	SE	HSE
WHEELS					
20 inch five split-spoke 'Style 510' Diamond Turned with Gloss Black finish	029QM	-	□	□	□
20 inch five split-spoke 'Style 511'*	029TJ	-	□	□	□
20 inch five split-spoke 'Style 516' with Light Silver Polished finish	029MZ	-	□	□	□

*Available as an accessory fitment.

Please note: When choosing vehicles fitted with specific wheel and tyre combinations or optional wheels and tyres, your intended use of the vehicle should be considered. Wheels with larger diameters and lower profile tyres may offer certain styling or driving benefits, but may be more vulnerable to damage. Please discuss your requirements with your Land Rover Dealer. For further details on tyre efficiency as required by EU legislation please speak to your Land Rover Dealer.



Beautiful materials, flawless execution

The levels of craftsmanship and finish in Discovery are without compromise. Sophisticated colourways and a choice of cloth or fine leathers help create your ideal space. Whichever you choose, it will be an exemplary expression of your tastes.



CLOTH
Available on TDV6, S and SE



GRAINED LEATHER*
Available on TDV6, S, SE and HSE




WINDSOR LEATHER
Available on HSE

*Image shows optional electric seat and armrest pack.


STEP 5 CHOOSE YOUR INTERIOR – TRIM FINISHER CHOICES



It's those final touches that can make the overall effect even more appealing. That's why there's a choice of finishers available including Meteor, Cosmic Grey, Straight Grained Walnut, Grand Ivory Lacquer and Grand Black Lacquer. These apply to each of the four doors and down through the central area of the fascia.



METEOR



COSMIC GREY



STRAIGHT GRAINED WALNUT



GRAND IVORY LACQUER



GRAND BLACK LACQUER



60:40 five-seats

The standard 60:40 five-seat option features two rows with three comfortable seating positions and full size headrests.



35:30:35 five-seats

For convenience and flexibility an optional three-way 35:30:35 five-seat configuration allows for numerous folding combinations, including the ability to fold and store the second row completely flat.



Seven-seats

With seven full size adult seats, this optional configuration includes the 35:30:35 seat formation allowing for improved access into the third row seats and numerous folding combinations, including the ability to fold and store the second row completely flat.

Within all seating configurations all row two outboard seats feature ISOFIX child seat anchorage points. The flexible seating configurations are demonstrated on page 52.

STEP 5 CHOOSE YOUR INTERIOR – INTERIOR SEAT OPTIONS

With the capability to transport the driver, six passengers and their luggage with ease, Discovery is every vehicle you'll ever need. The flexible, versatile layout provides a configuration to suit almost every conceivable use – especially as the second and third rows* can be folded independently of each other.



MONDAY: AIRPORT



TUESDAY: BAND PRACTICE



WEDNESDAY: SCHOOL BUS



THURSDAY: RUGBY PRACTICE



FRIDAY: NIGHT OUT AT THE THEATRE



IT'S THE WEEKEND...

STEP 5 CHOOSE YOUR INTERIOR – COLOUR AND TRIM MATRIX

You can now use this section to place your chosen colourway within the vehicle to personalise your cabin. A choice of trim finishers are also available.

COLOURWAYS	EBONY (page 55)	IVORY/EBONY (page 56)	ALMOND/ARABICA (page 57)	ARABICA/ALMOND (page 58)	EBONY/CIRRUS (page 59)
INTERIOR COLOUR					
Seat colour	Ebony	Ivory	Almond	Arabica	Ebony/Cirrus Dual-Tone
Carpet	Ebony	Ebony	Nutmeg	Nutmeg	Ebony
MODEL					
TDV6 (Cloth)	○	–	○	–	–
S (Cloth)	○	–	○	–	–
SE (Grained leather)	○	–	○	–	–
HSE (Windsor leather)	○	○	○	○	○
FACIA INSERT					
Meteor	○	○	○	○	–
Cosmic Grey*	○	–	○	–	–
Straight Grained Walnut	○	–	○	○	–
Grand Ivory Lacquer	○	○	–	–	○
Grand Black Lacquer	○	○	○	○	○
EXTERIOR COLOUR					
Fuji White	▲	▲	○	○	▲
Yulong White**	▲	▲	▲	▲	▲
Indus Silver	▲	▲	▲	▲	▲
Chablis	▲	▲	○	○	▲
Kaikoura Stone	▲	▲	○	▲	○
Aruba	▲	▲	▲	▲	▲
Scotia Grey	▲	▲	○	○	▲
Montalcino Red	▲	▲	○	○	▲
Corris Grey	▲	▲	▲	▲	▲
Causeway Grey	▲	▲	○	○	▲
Firenze Red	▲	▲	○	○	▲
Aintree Green	▲	▲	▲	▲	▲
Loire Blue	▲	▲	▲	▲	▲
Mariana Black	▲	▲	○	○	▲
Santorini Black	▲	▲	○	○	▲
Barossa ¹	▲	▲	▲	▲	▲
Havana	▲	▲	▲	▲	▲
Barolo Black	▲	▲	○	○	○

▲ Combination is Designer's Choice ○ Combination is Available – Not Available.

*Not available on HSE models **Available from January 2015 ¹Available until January 2015.

The above table is designed as a guide. Please contact your nearest Land Rover Dealer for more information.

STEP 5 CHOOSE YOUR INTERIOR – CHOICES

Ebony / Ebony – (available on TDV6, S, SE and HSE)



Seat



Ebony

Interior Finisher



Meteor



Cosmic Grey**



Straight Grained Walnut



Grand Ivory Lacquer



Grand Black Lacquer

Interior shown*: Windsor leather interior in Ebony/Ebony, with Ebony seats and Grand Black Lacquer interior finisher.

This interior colourway is available in: Cloth on TDV6, S and SE models, Grained leather on TDV6, S, SE and HSE models, Windsor leather on HSE models. For specific colourway options please refer to page 54.

Extended Leather Pack is optional on HSE models. Please refer to page 58 to see how it is applied to the interior.

*Interior shown with optional rear seat entertainment headrests, not available on TDV6 and S models.
**Not available on HSE models.

STEP 5 CHOOSE YOUR INTERIOR – CHOICES

Ivory / Ebony – (available on HSE)



Seat



Ivory

Interior Finisher



Meteor



Grand Ivory Lacquer



Grand Black Lacquer

Interior shown*: Windsor leather interior in Ivory/Ebony, with Ivory seats and Grand Ivory Lacquer interior finisher.

This interior colourway is available in: Windsor leather on HSE models.
For specific colourway options please refer to page 54.
Extended Leather Pack is optional on HSE models. Please refer to page 58 to see how it is applied to the interior.

Almond / Arabica – (available on TDV6, S, SE and HSE)



Seat



Almond

Interior Finisher



Meteor



Cosmic Grey**



Straight Grained Walnut



Grand Black Lacquer

Interior shown*: Windsor leather interior in Almond/Arabica, with Almond seats and Straight Grained Walnut interior finisher.

This interior colourway is available in: Cloth on TDV6, S and SE models, Grained leather on TDV6, S, SE and HSE models, Windsor leather on HSE models.
For specific colourway options please refer to page 54.
Extended Leather Pack is optional on HSE models. Please refer to page 58 to see how it is applied to the interior.

*Interior shown with optional rear seat entertainment headrests, not available on TDV6 and S models.
**Not available on HSE models.

STEP 5 CHOOSE YOUR INTERIOR – CHOICES

Arabica / Almond – (available on HSE)



Seat



Arabica

Interior Finisher



Meteor



Straight Grained Walnut



Grand Black Lacquer

Interior shown*: Windsor leather interior in Arabica/Almond, with Arabica seats, Straight Grained Walnut interior finisher and Extended Leather Pack.**

This interior colourway is available in: Windsor leather on HSE models. For specific colourway options please refer to page 54.

Extended Leather Pack



Windsor Leather instrument binnacle



Windsor Leather door tops and fascia available in Arabica or Ebony

Ebony / Cirrus – (available on HSE)



Seat



Ebony/Cirrus

Interior Finisher



Grand Ivory Lacquer



Grand Black Lacquer

Interior shown*: Windsor leather interior in Ebony/Cirrus, with dual-tone Ebony/Cirrus seats and Grand Black Lacquer interior finisher.

This interior colourway is available in: Windsor leather on HSE models. For specific colourway options please refer to page 54. Extended Leather Pack is optional on HSE models. Please refer to page 58 to see how it is applied to the interior.

*Interior shown with optional rear seat entertainment headrests. **Extended Leather Pack is optional on HSE models.

STEP 6 CHOOSE YOUR OPTIONS

Engine Transmission, Suspension and Driving Dynamics

	OPTION CODE	TDV6	S	SE	HSE
Twin-speed transfer gearbox	043BF	–	□	■	■
Active rear locking differential	027CC	–	□	□	□

Exterior Features and Finishers

	OPTION CODE	TDV6	S	SE	HSE
ROOF AND EXTERIOR STYLING					
Electric Alpine sunroof and blinds (tilt/slide front glass)	019AT	–	□	□	□
Full length roof rails – Black finish	060AY	□	□	□	□
Short length roof rails – Black finish	060AD	□	□	□	□
GLASS AND EXTERIOR MIRRORS					
Heated windscreen (1)	040AK	□	□	□	□
Privacy glass	047AB	□	□	□	□
Heated powerfold exterior mirrors	031BC	□	□	□	■
HEADLAMPS AND LIGHTING					
Automatic headlamps with High Beam Assist (AHBA)	030NT	–	–	□	□
Xenon headlamps with LED signature (includes headlamp powerwash)	064CW	–	–	□	■
Adaptive Xenon headlamps with LED signature (includes headlamp powerwash)	064DI	–	–	□	□
PAINT					
Metallic paint	024AZ	□	□	□	□
Premium metallic paint	024BR	□	□	□	□
TOWING					
Tow equipment	028BT	□	□	□	□
WHEELS AND WHEEL OPTIONS					
19 inch ten-spoke 'Style 103'	029QS	□	■	–	–
19 inch seven-spoke 'Style 703'	029SV	–	□	■	–
19 inch seven split-spoke 'Style 704'	029TH	–	□	□	■
19 inch seven split-spoke 'Style 702' with Gloss Black finish (2)	029SN	–	–	□	□
20 inch five split-spoke 'Style 516' with Silver Polished finish	029MZ	–	□	□	□
20 inch five split-spoke 'Style 511'	029TJ	–	□	□	□
20 inch five split-spoke 'Style 510' Diamond Turned with Gloss Black finish	029QM	–	□	□	□
20 inch five split-spoke 'Style 510' with Gloss Black finish (3)	029SP	–	–	□	□
Full size spare wheel	029IR	□	□	□	□

Seating, Interior Features and Finishers

	OPTION CODE	TDV6	S	SE	HSE
SEATING					
Grained leather seats	033AS	□	□	□	■
Windsor leather seats	033HJ	–	–	–	□
Seven-seats	033BI	–	□	□	□
Heated front seats with heated rear seats (1)	033EQ	□	□	□	□
Electric seats without memory (4)	032DF	–	–	□	–
STEERING WHEEL					
Heated leather steering wheel with multi-functional controls (1)	032DV	□	□	□	□
Grand Black Lacquer wood and leather steering wheel (5)	032DR	–	–	□	□
Straight Grained Walnut wood and leather steering wheel (6)	032DR	–	–	□	□
Power adjustable steering column (entry and exit tilt away with reach/rake on steering wheel)	049AL	–	–	–	□
INTERIOR FINISHERS					
Cosmic Grey painted trim finisher (door inserts and facia upper trim)	088HM	□	□	□	–
Grand Black Lacquer Veneer	088EX	–	–	□	□
Grand Ivory Lacquer Veneer	088GW	–	□	□	□
Straight Grained Walnut Veneer	088CI	–	–	□	△
INTERIOR FEATURES					
Front and rear premium carpet mats	079BH	□	□	□	□
Front and rear premium carpet mats with contrast edging	079BO	□	□	□	□

Safety and Security

	OPTION CODE	TDV6	S	SE	HSE
Volumetric alarm	076DM	□	□	□	□

■ Standard □ Optional △ No Cost Option – Not Available.

(1) Option only available with Cold Climate Pack.

(2) Option only available with Black Design Pack 19 inch.

(3) Option only available with Black Design Pack 20 inch.

(4) Only available with Grained leather seats.

(5) Only available with Grand Black Lacquer Veneer.

(6) Only available with Straight Grained Walnut Veneer.

STEP 6 CHOOSE YOUR OPTIONS

Comfort and Convenience Features

	OPTION CODE	TDV6	S	SE	HSE
Ashtray – front, with cigar lighter	094AA	□	□	□	□
Blind Spot Monitor with Closing Vehicle Sensing	086GH	–	–	□	□
Blind Spot Monitor with Closing Vehicle Sensing and Reverse Traffic Detection	086GF	–	–	□	□
Cruise control	065AE	□	□	■	■
Adaptive cruise control (1)	065AF	–	–	□	□
Front centre armrest with cooled cubby box	045AC	–	–	□	□
Front parking aid with front visual display	086EG	–	□	□	■
Rear park distance sensors with visual display	086EH	□	□	■	■
HomeLink®	025EB	–	–	□	□
Keyless entry	066AC	–	–	□	□
Rear climate control	022AZ	–	□	□	□
Rear view camera	086FA	–	–	□	□
Surround camera system	086GC	–	–	□	□
Timed climate (2)	043AH	–	–	□	□
Remote park heat with Timed climate (2)	043AV	–	–	□	□
Wade Sensing™	075EA	–	–	□	□

Information, Communication and Entertainment

	OPTION CODE	TDV6	S	SE	HSE
Hard Disk Drive (HDD) navigation system	087AA	□	□	□	■
Bluetooth® phone connection	025DY	□	□	■	■
Digital Radio (DAB)	025JB	□	□	□	□
Digital TV	129AA	–	–	□	□
Meridian™ Audio System (380W) with 11 speakers including subwoofer	025LM	□	□	■	■
Meridian™ Surround Audio System (825W) with 17 speakers including subwoofer	025LN	–	–	□	□
Rear seat entertainment system including WhiteFire® wireless headphones	129AD	–	–	□	□
Single USB and scroll control iPod® connectivity	054AE	□	□	■	■
InControl™ Apps (3)	025PA	□	□	□	□

■ Standard □ Optional – Not Available.

(1) Not available with TDV6 engine (2) Not available with SCV6 engine (3) On TDV6 and S models, option is only available if a Meridian™ Audio System is selected.

The Bluetooth® word mark and logos are owned by the Bluetooth SIG, Inc. and any use of such marks by Land Rover is under licence.

iPod® is a registered trademark of Apple Inc., registered in the US and other countries.

WhiteFire® is a registered trademark of Unwired Technology LLC and any use of such marks by Land Rover is under licence.

Option Packs

	OPTION CODE	TDV6	S	SE	HSE
Convenience Pack – consists of complex 35:30:35 row two seat, illuminated vanity mirrors and rear luggage net	017AE	□	□	□	□
Seven-Seat Convenience Pack – consists of seven-seats, driver and passenger sunvisor with illuminated vanity mirror and rear luggage net	017AH	–	□	□	□
Black Design Pack 19 inch – consists of Anthracite tow eye cover, Black bonnet script, Black Discovery tailgate script, Narvik Black door handles, Narvik Black fender vents, Narvik Black grille mesh, Narvik Black mirror caps, full length roof rails (Black finish), privacy glass and 19 inch seven split-spoke alloy wheels	032ED	–	–	□	□
Black Design Pack 20 inch – consists of Anthracite tow eye cover, Black bonnet script, Black Discovery tailgate script, Narvik Black door handles, Narvik Black fender vents, Narvik Black grille mesh, Narvik Black mirror caps, full length roof rails (Black finish), privacy glass and 20 inch five split-spoke alloy wheels	032EE	–	–	□	□
Bright Pack – consists of door puddle lamps, front footwell lamps, front fog lamps, automatic headlamps, headlamp powerwash, auto dimming interior mirror and rain sensing windscreen wipers	017AF	–	□	■	■
Cold Climate Pack – consists of heated leather steering wheel, heated front seats with heated rear seats and heated windscreen	072AC	□	□	□	□
Extended Leather Pack – consists of Windsor leather door armrests, Windsor leather door grab handles, Windsor leather door top rolls and Windsor leather fascia topper pad	032CG	–	–	–	□
HSE Luxury Pack – consists of electric sunroof (tilt/slide front glass), front centre console cooled cubby box, full length roof rails (Black finish), Meridian™ Surround Audio System (825W) with 17 speakers including subwoofer, power adjustable steering column (entry and exit tilt away with reach/rake on steering wheel), Windsor leather seats and adaptive Xenon headlamps with LED signature (includes headlamp powerwash)	074HV	–	–	–	□
Technology Pack – consists of front parking aid with front visual display, Hard Disk Drive (HDD) navigation system and rear view camera	074KY	–	–	□	–
Vision Assist Pack – consists of adaptive Xenon headlamps with LED signature (includes headlamp powerwash), automatic headlamps with High Beam Assist (AHBA), power adjustable heated powerfold exterior mirrors with approach lamps and memory, blind spot monitor with closing vehicle sensing and reverse traffic detection, rear view camera and surround camera system	041CB	–	–	□	□



Automatic headlamps with High Beam Assist and Adaptive Xenon headlamps with LED signature

Detect vehicle headlamps/tail lights and dips the high beam until the light source is out of range. The system is able to distinguish between automotive and non-automotive light sources.

Signature LED lights combine practicality with distinctive design. For more relaxed night-time driving adaptive lighting varies the light cast ahead of the vehicle so that the beams follow the curve of the road.



Air Suspension*

Four-corner independent air suspension features variable ride height and electronic cross-linking for a constant level ride height irrespective of load distribution. Ride height can be raised up to 125mm to clear obstacles or lowered by 50mm for easy access and loading.



Split Tailgate

Make light work of difficult loads with Discovery's two-piece, asymmetric tailgate design. Both upper and lower tailgates are made from resilient lightweight aluminium. The tailgate gives impressive access to the rear of the vehicle and comes into its own when loading large, bulky or heavy objects. The asymmetric portion of the lower tailgate provides a reduced reach-in distance when open and a lower load height when closed.



Adaptive Cruise Control

The Adaptive Cruise Control (ACC) with Forward Alert system uses radar to scan the road ten times a second. ACC will dynamically match the speed of the vehicle in front of you, settling down behind it and maintaining a constant speed with one of four cruise gap distances set by your preference. Forward Alert will give an audio and visual alarm when you are closing in on a vehicle.



Terrain Response® System and Gradient Release Control

The Terrain Response® System* optimises the vehicle set-up for virtually all on-road or off-road driving situations, with five different settings to suit different terrains such as tarmac, grass, gravel or snow, mud and ruts, sand or rocks.**

Gradient Release Control is a patented Land Rover system that works with Hill Descent Control (HDC®) across terrains such as rock, gravel and sand for more controlled, confident descents. Works in reverse and first gear.



Parking Aid / Rear View Camera / Surround Camera System with the T-Junction Camera

The rear view camera provides a rearward view from the full colour Touch-screen and works in conjunction with the rear parking aid.

The surround camera system comprises five digital cameras to provide a near 360° view surrounding the vehicle to aid low-speed manoeuvring via the full colour Touch-screen. Can be customised to provide a single camera view or multiple images. Functions include: Parking aid with rear view camera, All Round Vision, Junction View. Also includes Tow Assist and Tow Hitch Assist.

*Not available on Discovery TDV6 **Rock Crawl not available with single speed transfer gearbox.

Visit landrover.com for more information.

KEY FEATURES



Intelligent Stop/Start

A welcome addition, designed and engineered to help reduce CO₂ emissions and improve fuel economy. The system is automatically engaged when the ignition is turned on and when the engine is no longer required, at traffic lights for example, it will turn itself off. From a standstill, when the vehicle is in Drive, Sport or Reverse, the engine will instantaneously restart when the brake pedal is released.



InControl™ Apps*

Land Rover InControl™ Apps enables you to use vehicle optimised smartphone apps on the vehicle's Touch-screen. Using the InControl™ Apps USB port you can enjoy a variety of vehicle optimised apps such as: Contacts, Calendar and Music Player, with more third party vehicle apps being released over time. Your smartphone will also be re-charged whilst using the feature.



In Car Entertainment

The Meridian™ Audio System delivers superb acoustics and is noted for its excellent reproduction quality from all sources – radio, CD, iPod® or USB. The optional Meridian Surround Sound System features 17 speakers including a subwoofer for full surround sound.



Sunroof with Alpine Roof

Even the rearmost passengers enjoy a glass roof in Discovery with the optional sunroof with Alpine roof. The sunroof tilts and slides electronically and the combined reflective properties of the glass panel and interior sunblinds keep everyone cool and the cabin light and airy.



Hard Disk Drive Navigation**

With prompt access speed, graphics and display, the Hard Disk Drive Navigation System (HDD) stores up to 40GB of data. Navigation mapping can be upgraded via a Land Rover Dealer download.

Additional features available on HDD-equipped vehicles are DVD Audio and MP3 DVD playback and Virtual CD Auto Changer which saves up to ten albums (in uncompressed format) to the HDD and provides track information for easy identification of CDs and tracks.



Timed Climate†

Optional, including Park Heat. Provides pre-heat to the engine with residual heat channelled into the cabin. It can also provide ambient venting to supply fresh outside air to the cabin, for example when the vehicle has been parked in the sun. Timed Climate allows the system to be programmed up to seven days in advance via the Touch-screen. A separate remote control is also available.



Rear Seat Entertainment**

The Rear Seat Entertainment package ensures passengers can always be engaged. With two eight-inch screens built into the front headrests, a pair of WhiteFire® digital headphones and a dedicated remote control, passengers can feel truly at home with their choice of film, TV or music.



Compact Smart Key - Keyless Entry/Push Button Start

Once the vehicle has been accessed using the remote transmitter, the device may be stored in a pocket or bag to allow starting without its use. The optional Keyless Entry system provides even greater convenience. When within close proximity of the vehicle along with the remote Compact Smart Key, simply open the door, get in and push the Start button.



The Portable Audio Interface

Allows the connection to the in-car entertainment system of an iPod with full track and search integration. An MP3 player or a mass storage device can also be connected via the USB port.



Blind-spot Monitor/Closing Vehicle Sensing

Using sensors mounted behind the rear bumper, these systems are designed to see what you might miss. When a vehicle enters a blind spot, a warning light will show in the corresponding door mirror.

Closing Vehicle Sensing scans a zone much further behind the vehicle, to help detect vehicles which are closing quickly from behind and which could cause a threat during a lane change manoeuvre.



Reverse Traffic Detection

Using radar detectors in the rear of the vehicle, the system is designed to warn you about potential collisions during reversing manoeuvres. The system can help detect a vehicle approaching from either side. When a target vehicle with a credible 'time to collision' is detected (a collision within three seconds or less), the system alerts the driver. Three warnings are given: an indicator lights up in the corresponding door mirror, an audible alert is sounded and a warning symbol is displayed on the camera screen.



Wade Sensing™

Using sensors in the door mirrors when the vehicle is wading, it alerts the driver if the water is too deep. The feature is particularly useful when visibility is poor or when driving at night. This feature provides real-time pictorial wading information including the depth of the water in relation to the vehicle, as well as maximum wading capability of the vehicle.

*Not available in all European markets. Please see your Land Rover Dealer for further details.

**Optional on some models.

†Available on Diesel derivatives only.

iPod® is a trademark of Apple Inc., registered in the U.S. and other countries.

WhiteFire® is a registered trademark of Unwired Technology LLC and any use of such marks by Land Rover is under licence.

DIMENSIONS AND CAPABILITIES



Wheelbase 2,885mm



Front wheel track 1,605mm



Rear wheel track 1,612.5mm

Width 2,053mm mirrors folded
Width 2,200mm mirrors out



Obstacle Clearance

Off-road height up to 310mm
Standard ride height up to 185mm



Overall length 4,829mm

Turning Circle

Kerb-to-kerb 11.45m
Turns lock-to-lock 3.32

Standard Ride Height

With Alpine glass roof (not open): 1,882mm
With fixed roof: 1,887mm
With roof rails: 1,891mm
With Alpine glass roof (open): 1,920mm
With DAB radio antennae: 1,938mm
With roof rails and crossbar fitted: 1,980mm
Access height setting, only available with air suspension, will reduce each of the above by 50mm


Loadspace Capacity

Rear seats upright
Height 1,027mm (1,058mm with Alpine roof),
Width 1,235mm
Loadspace volume 1,260 litres
Loadspace width between arches 1,146mm

Rear seats folded
Height 1,027mm (1,058mm with Alpine roof),
Width 1,235mm
Loadspace volume 2,558 litres
Loadspace width between arches 1,146mm
Maximum length at floor 1,950mm

Headroom

Maximum front headroom 1,020mm
Maximum front headroom with Alpine roof 1,027mm
Second row headroom 1,043mm
Second row headroom with Alpine roof 1,076mm
Third row headroom 983mm
Third row headroom with Alpine roof 1,018mm



	A	B	C
Ride Height	Approach Angle	Ramp Angle	Departure Angle
Off-road	36.2°	27.3°	29.6°
Standard	32.2°	22.8°	26.7°



Wading Depth

Maximum wading depth
With Air suspension: 700mm
With Coil suspension: 600mm

TECHNICAL SPECIFICATION

	TDV6 3.0L (COIL SUSPENSION)	TDV6 3.0L (AIR SUSPENSION)	SDV6 3.0L (AIR SUSPENSION)	V6 3.0L SUPERCHARGED (AIR SUSPENSION)
ENGINE DATA				
Capacity (cc)	2,993	2,993	2,993	2,995
No. of cylinders	6	6	6	6
Cylinder layout	Longitudinal V6	Longitudinal V6	Longitudinal V6	Longitudinal V6
Valves per cylinder	4	4	4	4
Bore (mm)	84	84	84	84.5
Stroke (mm)	90	90	90	89
Compression ratio (:1)	16	16	16	10.5
Maximum power kW (PS) / rpm	155 (211) / 4,000	155 (211) / 4,000	188 (256) / 4,000	250 (340) / 6,500
Maximum torque Nm / rpm	520 / 2,000	520 / 2,000	600 / 2,000	450 / 3,500
BRAKES				
Front type	Ventilated disc	Ventilated disc	Ventilated disc	Ventilated disc
Front diameter (mm)	317	360	360	360
Rear type	Ventilated disc	Ventilated disc	Ventilated disc	Ventilated disc
Rear diameter (mm)	325	350	350	350
Park brake	Electric Park Brake (EPB) integrated into brake caliper			

PERFORMANCE AND KEY DATA

	TDV6 3.0L (COIL SUSPENSION)	TDV6 3.0L (AIR SUSPENSION)	SDV6 3.0L (AIR SUSPENSION)	V6 3.0L SUPERCHARGED (AIR SUSPENSION)
WEIGHTS (kg)				
Weight from	2,508	2,570	2,570	2,565
Gross vehicle weight	2,950	3,240*	3,240*	3,240
Maximum mass on each axle (front)	1,450	1,450	1,450	1,450
Maximum mass on each axle (rear)	1,650	1,855	1,855	1,855
TOWING (kg)				
Unbraked trailer	750	750	750	750
Maximum towing	3,500	3,500	3,500	3,500
Maximum coupling point / nose weight	150	150	150	150
Maximum vehicle and trailer combination / Gross Train Weight	6,450	6,740**	6,740**	6,740
ROOF CARRYING (kg)				
Maximum roof load (including Roof Rails)	75	75	75	75
PERFORMANCE				
Maximum speed kph (mph)	180 (112)	180 (112)	180 (112)	195 (121)
Acceleration 100kph in seconds (0-60mph)	10.7 (9.9)	10.7 (9.9)	9.3 (8.8)	8.1 (7.7)
Fuel tank capacity – usable (litres)	82.3	82.3	82.3	86.3
Diesel Particulate Filter (DPF)	Standard	Standard	Standard	N/A

*3,240kg on S. Increases to 3,260kg on SE and HSE.
**6,740kg on S. Increases to 6,760kg on SE and HSE.



Discovery is so capable and adaptable it can get straight to work across a huge variety of vastly differing terrains, conditions and roles. Even so, some owners want to add their own stamp of individuality by tailoring their Discovery to their specific needs with a range of stylish, practical accessories that are tough, versatile and bring an opportunity for personalisation to Discovery. Importantly, these accessories can be added at any stage during the vehicle's life – not just when it's new. Naturally, Land Rover Approved Accessories are designed, tested and manufactured to the same exacting standards as the original equipment fitted to your vehicle.

ACCESSORIES



Side Tubes, Stainless Steel
VTD500020

Side Tubes, Black Steel
VTD500010 (not shown)



Body Side Mouldings with Bright Insert
VPLAP0013

Body Side Mouldings without Bright Insert
VPLAP0012 (not shown)



Fixed Side Steps
VPLAP0035



Driving Lamp Kit
VPLAV0019*

High performance halogen driving lamps supplied with covers.
Additional mounting brackets required.*

Driving Lamp Mounting Brackets
Pair – Direct to bumper VPLAV0098 (not shown)



Front Screen Shade
VPLFY0068

Reflects the sun's rays and helps to keep the interior of your vehicle cool.



Stainless Steel Rear Bumper Tread Plate
LR006874



Stainless Steel Trim Finisher Kit
VPLAB0044

Includes lower door trim finishers and a tailgate trim finisher.



Bright Finish Mirror Caps
VPLAB0132 – Upper



Raised Air Intake
VPLAP0018

Ideal for dusty conditions, this raised air intake secures to the vehicle's 'A' post and also utilises the existing air intake vent fixings.
Additional parts are required for 3.0L TDV6 and 3.0L SDV6 models:

Hose LR013711
Elbow PHD000714



Rear Access Ladder
AGP780020



Front Mudflaps
CAS500010PCL



Rear Mudflaps
VPLAP0017

*Not compatible with Electric Winch (VPLAP0130).

ACCESSORIES



Underbody Protection
VPLAP0189

Underbody Protection (winch version)
VPLAP0188 (not shown)



Electric Winch
VPLAP0130

4,300kg maximum load capacity. Includes cover for protection when not in use. Plug-in remote control helps provide safe operation from up to 3.6 metres.

Winch Accessory Kit
STC53202 (not shown)

Includes strap, snatch block, two shackles, heavy duty gloves and a storage bag.



Styled Valve Caps
Land Rover – LR027560
Union Jack – LR027664
Black Jack – LR027666



Cargo Divider
EOH500040

Separates luggage space into two protected sections. Lockable outer gate on one side. Must be fitted with Cargo Barrier. Not compatible with standard Loadspace Cover.**



Cargo Barrier
VUB501170

Easily removed. Retains cargo according to ECE-17 regulation. Can be used with standard Loadspace Cover.**

Rigid Loadspace Protector

EBF500010 Not compatible with Cargo Barrier
EBF500080 Compatible with Cargo Barrier and Cargo Divider



Load Retention Net
VUB503130

Utilises loadspace tie-down points. Includes floor net and two ratchet straps. Strap length approximately two metres.



Snow Traction System
VPLAW0080

Applicable to 235/70 R17, 255/60 R18, 255/55 R19, 255/50 R20 wheel and tyre sizes. Fit to front wheels only.



20 inch five split-spoke 'Style 510'
Diamond Turned with Gloss Black finish
Tyre specification: 250/50 ZR20
VPLAW0002*



20 inch ten-spoke 'Style 104'
Tyre Specification: 255/50 ZR20
VPLAW0003*



Flexible Loadspace Protector
VPLAS0015

Heavy duty fabric helps protect loadspace up to window height. Also covers loadspace floor with second row seats folded. Includes heavy duty gloves.



Loadspace Rubber Mat
LR006401

Waterproof with retaining lip and non-slip surface.



Rechargeable Torch
VPLAV0102

High power 300 Lumen rechargeable torch machined from solid aluminium with a black anodised finish. An integral charging dock in the loadspace ensures it is always charged and ready for action. Features maximum output with three further settings including a flashing mode. Land Rover branded.

*Accessory wheel, rim only. To order the Land Rover Centre Cap please quote part number LR023301.

**Can be fitted with Loadspace Rubber Mat (LR006401) and Rigid Loadspace Protector (EBF500080).

Please note: When choosing vehicles fitted with specific wheel and tyre combinations or optional wheels and tyres, your intended use of the vehicle should be considered. Wheels with larger diameters and lower profile tyres may offer certain styling or driving benefits, but may be more vulnerable to damage. Please discuss your requirements with your Land Rover Dealer. For further details on tyre efficiency as required by EU legislation please speak to your Land Rover Dealer.

ACCESSORIES



Ski Bag
VPLGS0166

Carries up to two pairs of skis and poles up to 180cm long. Features removable shoulder straps.



iPad® Holder*
VPLVS0165

iPad® 1 Holder
VPLVS0164



Seat Back Stowage
Premium – VPLVS0182

Manufactured from the finest materials with soft touch interior lining and magnetic button clasps, this convenient stowage system for the rear of the front seats provides multiple compartments for stowing small items.

Standard – VPLVS0181 (not shown)



Gearshift Paddles
Aluminium – VPLVS0187MMU
Aluminium Red – VPLVS0187CAY

Complete the look and feel of your steering wheel with these premium aluminium paddles. These Gearshift Paddles are machine polished, anodised and hand brushed to provide exceptional wear resistance with a premium finish.



Drive Select Rotary Shifter Upgrade
Red Finish – VPLVS0180
Silver Finish – VPLSS0142
Leather Drive Select Top Cover – VPLSS0143PVJ

Enhance the appearance of your vehicle's interior with this stylish Rotary Shifter and Leather Drive Select Top Cover.



Stainless Steel Sill Tread Plates
EBN500041

To protect and enhance the appearance of the vehicle sills. Covers front and rear door sills.



Centre Armrest Cooler/Warmer Box
VPLVS0176

This convenient drink and food cabinet is ideal for use on long journeys and can also be used as a rear centre armrest. It features a leather trim to provide a premium finish in keeping with the Discovery interior.



Premium Carpet Mat Set
VPLAS0192SVB – Nutmeg
VPLAS0192PVJ – Ebony

Deep pile carpet with waterproof backing.



Rubber Mat Set
VPLAS0253

Rubber Mats, Third Row
EAH500100PMA (not shown)



Waterproof Seat Covers – Almond

Front seat pair** (shown above)
VPLAS0130SVA

For DVD headrest seats front seat pair**
VPLAS0131SVA

Rear five-seat 35:30:35**
VPLAS0132SVA

Rear five-seat 60:40**
VPLAS0168SVA

Rear set and third row seven-seat**
VPLAS0134SVA



Waterproof Seat Covers – Ebony

Front seat pair**
VPLAS0130PVJ

For DVD headrest seats front seat pair**
VPLAS0131PVJ

Rear five-seat 35:30:35**
VPLAS0132PVJ

Rear five-seat 60:40**
VPLAS0168PVJ

Rear set and third row seven-seat**
VPLAS0134PVJ



Full Length Roof Rail Kit
Bright Finish¹ – VPLAR0075
Black Finish¹ – VPLAR0074 (not shown)

Cross Bars – Bright Silver Finish
VPLAR0001

Adjustable position crossbars, for carrying all Land Rover roof mounted accessories featured. Easily removed when not in use. Lockable for security. Maximum payload 71.8kg.^{††} Vehicle must have factory-fit roof rails or Roof Rail Kit fitted.



Luggage Carrier[†]
LR006848

Maximum payload 62.6kg.^{††}

iPad® is a registered trademark of Apple Inc., registered in the US and other countries.

*Compatible with 2nd, 3rd and 4th generation iPads®. Not compatible with iPad Air™ or iPad Mini™.

**Helps protect seats from mud, dirt and wear and tear. Machine washable. Includes headrest and armrest covers. Colours shown may differ from the actual product.

[†]Roof rails and crossbars are required for all Land Rover roof mounted accessories. Objects placed above the roof mounted satellite antenna may reduce the quality of the signal received by the vehicle and could have a detrimental effect on the navigation and satellite radio systems, if fitted.

^{††}Maximum payload equals the load capacity of the roof mounted accessory.

ACCESSORIES



Sports Box*
VPLVR0061

Luggage Box*
VPLVR0062 (not shown)

Large Roof Box*
VPLWR0100 (not shown)

Available in a range of sizes, all versions can be mounted either side for kerbside opening in any country and include integral locks for security and peace of mind. Carrying capacity ranges from 320 litres with the Sports Box to the 410 litre Luggage Box or the capacious 430 Litre Large Sports Box. Maximum payload 75kg.



Expedition Roof Rack*
CAB500021PMA

Vehicle must be fitted with a Black Finish or Bright Finish Short Roof Rail Kit CAB500120PVJ/CAP500090. Vehicle height when fitted 2,100mm at normal ride height. Maximum payload 54.3kg.**



Aqua Sports Carrier*
VPLGR0107

Carries one surfboard or sailboard and mast, or one canoe or kayak. Includes lockable multi-purpose holder to carry a mast, oars or paddles. Tilts to facilitate easy loading and unloading. Maximum payload 45kg.**



Ski/Snowboard Holder*
LR006849

Carries four pairs of skis or two snowboards. Incorporates slider rails for easy loading. Lockable for security. Maximum payload 36kg.**



Universal Lift and Load System
VPLVR0096

This roof loading aid fixes to your garage roof and allows you to lift equipment on to the vehicle with ease. It can also be used for storing the roof box conveniently when removed from the vehicle.



Tow Bar Mounted Two Bike Carrier†
VPLVR0067

Three Bike Carrier
VPLVR0069 (not shown)

Fits to both Quick Release and Multi-Height tow bars. A trailer cannot be towed at the same time. For further information on Land Rover Bikes please go to www.2x2worldwide.com



Combination Tow Ball/Jaw Unit††
LR008244

50mm tow ball and jaw combination for increased towing versatility. Fit only to 450mm from ground, tow position of Multi-Height tow bar.



Quick Release Tow Bar††
LR04247

Lockable for security. Easily removed. 50mm tow ball, height 400mm from ground.

Quick Release Tow Bar Stowage
LR020002 (not shown)

Hidden loadspace stowage block. Seven-seat vehicles only.



Heavy Duty Multi-Height Tow Bar††
LR043271

50mm tow ball. Three different towing heights. Lowest tow ball height 350mm from ground, highest tow ball height 500mm from ground.

'N' and 'S' Type Towing Electrics⁴
VPLAT0135

Provides all trailer rear lighting and interior equipment power, where required. Supplied as a complete kit. Compatible with the Lighting Board (STC8153).

13 Pin Towing Electrics⁴
VPLAT0136

European-style towing electrics capable of supplying all trailer rear lighting and interior equipment power. Not compatible with the Lighting Board.

Child Seat – Group 0+ (birth – 13kg)[‡]
VPLFS0100

For babies 0-13kg (birth to approximately 12-15 months). Includes sun/wind canopy. Padded machine washable cover. Can be installed with the vehicle's three-point seat belt or the BABY-SAFE ISOFIX Base VPLMS0008.

Child Seat – Group I (9 – 18 kg)[‡]
LR006637

For children 9-18kg (approximately 9 months - 4 years). One-pull, height adjustable headrest and harness. Padded machine washable cover. Forward facing on rear seat. ISOFIX system anchors the seat directly to the ISOFIX connection points.

Child Seat – Group I-II (15 – 36 kg) with booster cushion[‡]
LR004940

For children 15-36kg (approximately 4-12 years). Seat belt guides correctly position seat belt. Three adjustable width positions. Improved side impact protection. Padded machine washable cover.

Child Seat – ISOFIX base[‡]
VPLMS0008

Electric Cool Bag
VUP100140L

Powered by the 12 volt auxiliary socket. Thermostatically controlled temperature. Easy clean interior surface. Height 380mm, length 380mm, width 220mm. Volume 14 litres.

Cross Bar Lashing Eye Kit
VUB503160

Six additional tie-down points for use with Crossbar T-slots.

Bulb Kit
VPLAV0018

Fire Extinguisher
VPLAS0041

1kg powder extinguisher with front seat and floor mounting brackets. Compatible with manual and electric seats.

Warning Triangle
KCC500021

Lighting Board⁴
STC8153

4m cable plugs into 'N' Type Towing Electrics socket only.

Tyre Pressure Gauge
VPLVW0077

First Aid Kit
STC7642

Tracking Target Sticker
LR021589

Additional sticker required for vehicles equipped with the surround camera system option which includes Tow Assist.

Ratchet Strap
CAR500010

Nylon tie strap for securing items to the Crossbars or Luggage Carrier. 5m long, 20mm wide. Supplied individually.

Tow Recovery Strap
STC8919AA

Includes storage bag that can be attached as a warning flag to the strap. 3,000kg maximum load capacity.

Touch-up Paints

A comprehensive range of touch-up paint sticks and aerosols to help your Discovery look as good as new despite those minor chips and scrapes. Consult your Land Rover Dealer for further details.

Coat Hanger
VPLV50167

Collapsible Luggage Carrier
VPLV50175

*Roof rails and crossbars are required for all Land Rover roof mounted accessories. Objects placed above the roof mounted satellite antenna may reduce the quality of the signal received by the vehicle and could have a detrimental effect on the navigation and satellite radio systems, if fitted. **Maximum payload equals the load capacity of the roof mounted accessory. †Lighting board sold separately (STC8153). When fitted to the vehicle it must not obstruct the registration plate and rear lights in any way. ††Required for vehicles fitted with Trailer Assist option. ‡These accessories are not suitable for Caravans, Trailers or Lighting Boards fitted with rear-mounted LED Lamp Kits. ‡‡Children are safer when correctly restrained in the rear of a vehicle. Please note: All seat cover patterns and colours are periodically updated.



BY APPOINTMENT TO
H.M. THE QUEEN
MANUFACTURERS OF
MOTOR VEHICLES
JAGUAR LAND ROVER LIMITED
COVENTRY

BY APPOINTMENT TO
HRH THE DUKE OF EDINBURGH
MANUFACTURERS OF
MOTOR VEHICLES
JAGUAR LAND ROVER LIMITED
COVENTRY

BY APPOINTMENT TO
HRH THE PRINCE OF WALES
MANUFACTURERS OF
MOTOR VEHICLES
JAGUAR LAND ROVER LIMITED
COVENTRY

IMPORTANT NOTICE: Jaguar Land Rover Limited is constantly seeking ways to improve the specification, design and production of its vehicles and alterations take place continually. Whilst every effort is made to produce up to date literature, this brochure should not be regarded as an infallible guide to current specifications, nor does it constitute an offer for the sale of any particular vehicle. Distributors and dealers are not agents of Jaguar Land Rover Limited by any express or implied undertaking or representation.

All Land Rover Approved Accessories fitted by a Land Rover Dealer within one month or 1,600 kilometres/1,000 miles (which ever occurs first) of the handover of a new registered vehicle will benefit from the same warranty terms and period of cover as the vehicle warranty. Accessories purchased outside of these parameters will be subject to a 12 month unlimited mileage warranty. All Land Rover Approved Accessories are rigorously tested to the same exacting standards as those applied to our vehicles. Performance in extreme hot and cold temperatures, corrosion resistance, impact and airbag deployment highlight some of the exhaustive product testing carried out to ensure accessories are both durable and importantly, continue to comply with current legislation.

All our accessories are designed to be an integral part of Land Rover vehicles. While many items such as roof carriers are simple to fit, some products require specialist tools and diagnostic equipment to ensure correct integration with the vehicle structure and electrical systems. These products vary from market to market, please consult your Land Rover Dealer who will be pleased to advise you on current specifications and any query you may have.

The colours reproduced here are subject to the limitations of the printing process and may therefore vary slightly from the actual vehicle. The company reserves the right to alter or withdraw any colour finish without notice. Some of these colours may not be obtainable in your country. Please check availability of colours and current specifications with your Land Rover Dealer.

Castrol EDGE Professional exclusively recommended by Land Rover.

Jaguar Land Rover Limited Registered Office:
Abbey Road, Whitley, Coventry CV3 4LF
United Kingdom.

Registered in England: Number 1672070

landrover.com

© Jaguar Land Rover Limited 2014.

