



SEAT



SEAT Altea Range - Model Year 2012

SEAT Altea Range

- 4** Altea
- 6** Altea XL
- 8** Interior design
- 10** Interior quality & comfort
- 12** Interior space
- 14** Special features
- 16** Engines
- 18** Ecomotive technology
- 20** Safety
- 22** Trims
- 28** Option highlights
- 30** Equipment availability
- 32** Technical specifications
- 34** Main accessories
- 36** Upholsteries
- 38** Wheels
- 39** Colours
- 40** Club SEAT
- 42** Dimensions/ Engines/ Versions
- 43** SEAT information



BEFORE WE THOUGHT ABOUT OUR PLANS WE THOUGHT ABOUT YOURS.

Life is anything but predictable, perhaps now more than ever. If you happen to be a car designer, where does that leave you? Well, if you happened to be part of the team behind the SEAT Altea, you would answer with one word: versatility. We had to build something that would be ready for anything, a car that effortlessly combined top road handling credentials with the largest cabin in its class. To put it another way: before we thought about our plans we thought about yours.





0309 NAL





AN EXTRA HELPING OF ALTEA.

Heads and shoulders, knees and toes are exactly why we made the Altea XL to be one of the most spacious cars in its class. The extra 18.7 cm of length means an additional 123 litres of space, giving the Altea XL a total of 532 litres in the boot. And with its high roof line, it has more front head room than any car in its class. More space, smoother lines, plenty of seating options, amazing road handling, greater safety and all the control you'll ever need. All at your finger tips.

A photograph showing the interior of a car from the passenger side, looking towards the driver's seat. The car has dark grey fabric seats with a textured pattern. Through the windows, a bright beach scene is visible with a person in a wetsuit standing near the water's edge. The text "THE GREAT INDOORS." is overlaid on the image.

THE GREAT INDOORS.

The Altea's seats are all about options, and we're not just speaking about the choice of upholstery. Fold one, two or all three rear seats to produce 409 litres of boot space in the Altea, and 532 litres in the XL. Fixing hooks, adjustable webbing and various storage compartments like a two-tier boot floor help you to keep everything neat and tidy. And for those who border on the obsessive-compulsive side, there are around 30 storage compartments throughout. Fittingly, the air conditioning gives you options too – with dual-zone climate control* so you and your passenger can select your own perfect temperature.





MORE THAN JUST ROOM.

What would life be without a few surprises? Nice ones, of course, like the multi-functional steering wheel with integrated (and upgraded) Bluetooth^{®*}, which includes a phone book and call list function, like the instrument cluster with fancy white graphics, and like the SEAT Media System 2.1 complete with SD card slot and colour touch screen. You also have fully integrated iPod^{®**} connectivity. But the Altea is MP3 and USB-friendly too. After all, there's no predicting how you like your music.

* Dependant on phone compatibility. For the latest list of compatibility tested phones go to seat.co.uk.

** Connected by special cable, available as an original SEAT accessory.



don

PASSENGER
AIR BAG

CD-DJ FM1
FLATBAC
FM2 BM1 RM2
TP MENU
FOLDER



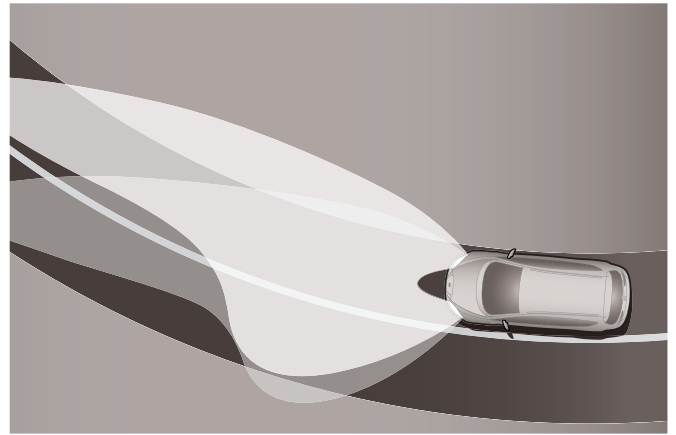
NOW, THE BACKSEAT ISN'T SO BAD.

The Altea range isn't just big on front headroom (more than any other car in its class), because rear passengers will notice that it also offers an unrivalled amount of knee room. Of course, where kids are concerned, there's something even more important than knee room, and that's elbow room. Put another way, that means plenty of space between the rear passengers. And if battle lines need to be drawn, it's a relief to know that they can fold down the armrest/table, complete with cup holders. Optional fold-down 'airplane-style' seat-back tables* fitted on front seats confirm a seat in First Class.

SPECIAL FEATURES



Bi-xenon headlights with AFS, headlight washer system and daytime running lights.



Adaptive Front-lighting System (AFS).



Multi-functional steering wheel.



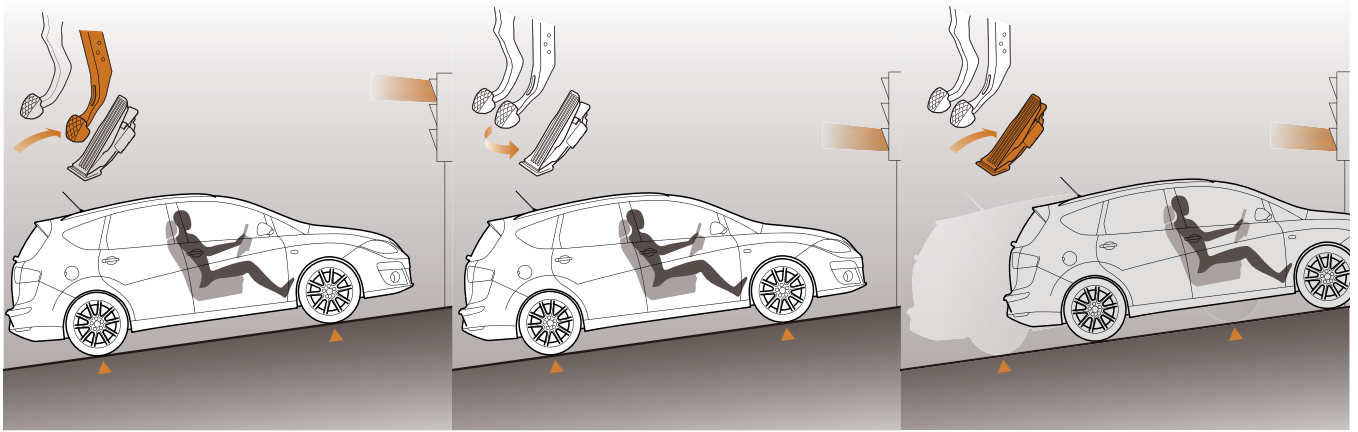
SEAT Media System 2.2 with DAB (Digital Audio Broadcasting), touch screen and integrated Bluetooth®.



Storage under front passenger's seat.



SEAT Sound System 2.0 including radio controls and multi-functional features.



Hill Hold Control prevents roll backs when starting on slopes.



iPod®* and MP3 compatible combined USB/AUX-in port (CUP).



Illuminated glovebox.

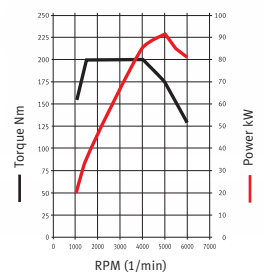


Instrument cluster with white graphics, showing the phone book function in the multi-function display (included in the optional Bluetooth® Communications Pack). A gearshift indicator ensures either a more sporty drive or maximum efficiency.

* Connected by special cable, available as an original SEAT accessory.

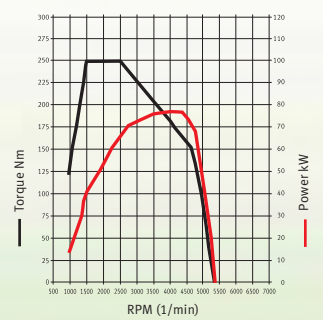


1.4 TSI 125PS (92 kW)



Petrol models include the 1.4 TSI 125PS with direct injection technology.

1.6 TDI CR 105PS (77 kW)



The 1.6 TDI CR 105PS benefits from Common Rail engineering, which makes things quieter, smoother and more efficient and also comes with a Start/Stop System that reduces fuel consumption and emissions.

THINGS CAN CHANGE IN A BLINK. WE SHOULD KNOW. WE INCLUDED A DSG GEARBOX.

Our newest petrol engine is the 1.2 TSI which, thanks to the latest direct injection and turbocharged technology, produces quite an impressive 105PS from its seemingly modest size. More impressive still considering its low fuel consumption and emission levels. There's also a lengthy choice of diesels. The 1.6 TDI CR 105PS engine is available with a 7-speed Direct Shift Gearbox (DSG) which can change gear in a fraction of a second. Featuring a Diesel Particulate Filter (DPF) as standard, it benefits from Common Rail engineering, which makes things quieter, smoother and more efficient. DSG-auto transmission is also available with the 2.0 TDI CR 140PS engine but gains steering wheel mounted shift paddles for fingertip control. On the greener side, there is our cleanest engine: the 1.6 TDI CR Ecomotive 105PS engine with standard DPF and emissions of only 119 g/km. It's technology like this that helps us all do our bit for the environment.

ALTEA & ALTEA XL

| PETROL | Urban driving mpg (l/100km) | Extra urban driving mpg (l/100 km) | Combined consumption mpg (l/100 km) | CO ₂ emissions (g/km) |
|---------------|--------------------------------|---------------------------------------|---|-------------------------------------|
| | ALTEA / XL | ALTEA / XL | ALTEA / XL | ALTEA / XL |
| 1.4 85PS * | 32.8 (8.6) | 52.3 (5.4) | 43.5 (6.5) | 152 |
| 1.2 TSI 105PS | 40.9 (6.9) | 55.4 (5.1) | 49.6 (5.7) | 132 |
| 1.4 TSI 125PS | 34.4 (8.2) | 51.4 (5.5) | 43.5 (6.5) | 152 |

DIESEL

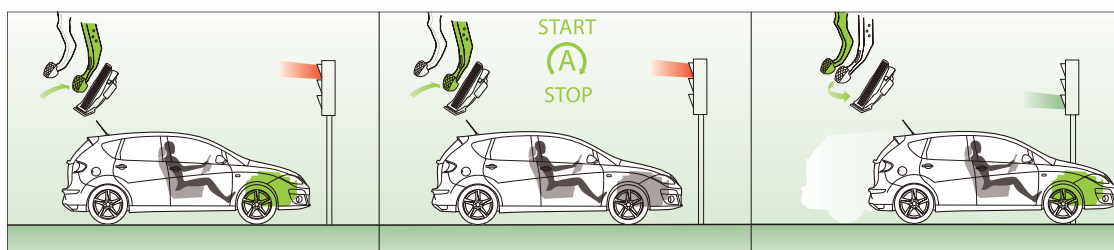
| | | | | |
|----------------------------|------------|------------|------------|-----|
| 1.6 TDI CR Ecomotive 105PS | 54.3 (5.2) | 68.9 (4.1) | 62.8 (4.5) | 119 |
| 1.6 TDI CR 105PS DSG-auto | 48.7 (5.8) | 64.2 (4.4) | 57.6 (4.9) | 129 |
| 2.0 TDI CR 140PS | 45.6 (6.2) | 67.3 (4.2) | 57.6 (4.9) | 129 |
| 2.0 TDI CR 140PS DSG-auto | 40.9 (6.9) | 60.1 (4.7) | 51.4 (5.5) | 144 |




E ECOMOTIVE

VERSATILE AND ECO-CONSCIOUS.

Whether you're single, married or have a family of five, we designed the new Altea range to anticipate your plans in life. Now these needs have expanded to helping the environment. The best-in-class Altea Ecomotive successfully combines a stylish exterior and responsive road-handling with emissions of only 119 g/km. This is due, in part, to a peppy 1.6 TDI 105PS Common Rail engine that keeps things quieter and smoother while offering spirited performance. A gearshift indicator lowers fuel consumption by telling you exactly when to change gears and DPF (Diesel Particulate Filter) reduces harmful emissions. Like the Altea, the Altea XL Ecomotive comes with Start/Stop and Energy Recovery Systems. With 532* litres of boot space, and ergonomic rear seats that can be flipped and folded, you'll have enough room for the kids and a week's worth of organic groceries. In cotton shopping bags, of course.



When the car is stopped, the gear lever set to neutral and clutch pedal is released, the Start/Stop System switches the engine off. Once the clutch is engaged again the engine starts automatically.



An Energy Recovery System works by varying the amount of power absorbed by the alternator. During braking, power which would otherwise be wasted is drawn into the electrical systems and battery. Under acceleration the alternator draws less energy, so more can be sent to driving the wheels. This system helps you reduce overall fuel consumption, and consequently the CO₂ emission level.



IT'S READY FOR WHATEVER THE CONDITIONS THROW AT YOU.

The Altea range was designed to cope with whatever life throws at it. For Occupant Safety, the Altea claimed the maximum 5 Euro NCAP stars. ISOFIX, which secures a child seat directly to the chassis, is fitted as standard, helping the car to four more stars in the Child Occupants test. Six airbags are also standard, with the option of thorax airbags for passengers on the rear outer seats. Working in tandem with an evermore sophisticated Electronic Stability Programme is an evermore sophisticated Traction Control System (TCS), which uses sensors in the Anti-lock Braking System (ABS) to prevent wheel spin at lower speeds as well as higher ones. That's enough of three-letter acronyms for one page. Well, just one more. EBA stands for Emergency Brake Assist and its trick is to provide maximum braking power from the shortest pedal movement.



SEAT ALTEA/XL

S

- 15" steel wheels with 'Saona' covers
- Twin front headlights
- Rear fog light
- Body coloured bumpers with integrated mouldings
- Body coloured door handles and mirrors
- Chrome centre radiator grille surround
- Electrically adjustable and heated door mirrors
- Tinted windows
- Roof rails (black)*
- Windscreen wipers integrated into front pillars
- Honeycomb grille in front bumper
- Air conditioning
- Electric front windows (one touch with anti-squeeze)
- Height and reach adjustable steering wheel
- Electro-mechanical power steering (speed sensitive)
- MP3 compatible CD player with combined USB/AUX-in port (CUP)
- 6 speakers
- Two 12 volt power supply in centre console (front and rear)
- 12 volt power supply in boot*
- Two-tier storage box in centre console
- Storage bin in rear centre console
- Storage pockets in boot
- Luggage compartment cover
- Two-tier boot floor and lashing hooks
- Trip computer
- Gearshift indicator
- Driver seat with height adjustment
- Height and tilt adjustable front active head restraints
- Split folding rear seat backrests
- Sliding rear seats*
- Storage boxes under front seats*
- Driver's and front passenger's airbags
- Front passenger airbag de-activation
- Front side airbags
- Two curtain airbags
- ABS & TCS
- Driver steering recommendation
- ESP with Hill Hold Control and EBA
- Tyre pressure monitoring
- Volumetric alarm with back up horn
- Multi-link rear suspension
- Electronic engine immobiliser
- ISOFIX points in rear seats
- Lockable fuel filler cap
- Remote central locking with deadlocks
- Height adjustable front seatbelts with pre-tensioners and load limiter
- Anti-theft roof antenna



*Altea XL only.




SEAT ALTEA S EMOCIÓN

- Twin front headlights
- Rear fog light
- Body coloured bumpers with integrated mouldings
- Body coloured door handles and mirrors
- Chrome centre radiator grille surround
- Electrically adjustable and heated door mirrors
- Tinted windows
- Windscreen wipers integrated into front pillars
- Honeycomb grille in front bumper
- Air conditioning
- Electric front windows (one touch with anti-squeeze)
- Height and reach adjustable steering wheel
- Electro-mechanical power steering (speed sensitive)
- MP3 compatible CD player with combined USB/AUX-in port (CUP)
- 6 speakers
- Two 12 volt power supply in centre console (front and rear)
- Two-tier storage box in centre console
- Storage bin in rear centre console
- Storage pockets in boot
- Retractable luggage compartment cover
- Two-tier boot floor and lashing hooks
- Trip computer
- Gearshift indicator
- Driver seat with height adjustment
- Height and tilt adjustable front active head restraints
- Split folding rear seat backrests
- Driver's and front passenger's airbags
- Front passenger airbag de-activation
- Front side airbags
- Two curtain airbags
- ABS & TCS
- Driver steering recommendation
- ESP with Hill Hold Control and EBA
- Tyre pressure monitoring
- Volumetric alarm with back up horn
- Multi-link rear suspension
- Electronic engine immobiliser
- ISOFIX points in rear seats
- Lockable fuel filler cap
- Remote central locking with deadlocks
- Height adjustable front seatbelts with pre-tensioners and load limiter
- Anti-theft roof antenna

And in addition to S

- 16" 'Elio' alloy wheels
- Front fog lights with cornering function
- Steering wheel mounted audio controls
- Locking wheel bolts





SEAT ALTEA/XL SE

- Twin front headlights
- Rear fog light
- Body coloured bumpers with integrated mouldings
- Body coloured door handles and mirrors
- Chrome centre radiator grille surround
- Electrically adjustable and heated door mirrors
- Tinted windows
- Windscreen wipers integrated into front pillars
- Honeycomb grille in front bumper
- Electric front windows (one touch with anti-squeeze)
- Height and reach adjustable steering wheel
- Electro-mechanical power steering (speed sensitive)
- MP3 compatible CD player with combined USB/AUX-in port (CUP)
- 6 speakers
- Two 12 volt power supply in centre console (front and rear)
- 12 volt power supply in boot*
- Two-tier storage box in centre console
- Storage bin in rear centre console
- Storage pockets in boot
- Retractable luggage compartment cover
- Two-tier boot floor and lashing hooks
- Trip computer
- Gearshift indicator
- Driver seat with height adjustment
- Height and tilt adjustable front active head restraints
- Split folding rear seat backrests
- Sliding rear seats*
- Storage boxes under front seats*
- Driver's and front passenger's airbags
- Front passenger airbag de-activation
- Front side airbags
- Two curtain airbags
- ABS & TCS
- Driver steering recommendation
- ESP with Hill Hold Control and EBA
- Tyre pressure monitoring
- Volumetric alarm with back up horn
- Multi-link rear suspension
- Electronic engine immobiliser
- ISOFIX points in rear seats
- Lockable fuel filler cap
- Remote central locking with deadlocks
- Height adjustable front seatbelts with pre-tensioners and load limiter
- Anti-theft roof antenna



Model shown with optional 17" Agra alloy wheels, Leather Seat Pack, Convenience Pack and SEAT Media System v2.2.

And in addition to S

- 16" 'Enea' alloy wheels
- Dual-zone climate control
- Cruise control
- Twin exhaust pipe
- Additional 2 speakers
- Front fog lights with cornering function
- Coming home headlight function
- Steering wheel mounted audio controls
- Steering wheel mounted paddle shift controls (2.0 TDI DSG-auto only)
- Leather steering wheel and gearknob
- Electric folding door mirrors
- Dark tinted rear windows
- Roof rails (stainless steel)*
- Front seats with height and lumbar adjustment
- Electric rear windows (one touch with anti-squeeze)
- Illuminated sunvisor mirrors
- Locking wheel bolts

*Altea XL only.





OPTION HIGHLIGHTS



Optical Park System (included in Technology Pack).

SE



Start/Stop System button.

S SEm SE



Bluetooth® Communications Pack allows handsfree connection with compatible phone*.

S SEm SE



Convenience Pack includes rain sensors that activate the front wipers automatically.

SE



Bi-xenon headlights including Adaptive Front-lighting System (AFS), daytime running lights and headlight washer system.

SE





Roof storage compartments (included in Family Pack).



Comfort seats in black leather (includes Winter Pack).



Rear parking sensors (part of the Convenience Pack).



SEAT Media System 2.2 with DAB (Digital Audio Broadcasting), touch screen and integrated Bluetooth®.



Rear seat entertainment system includes 7" TFT screen with RCA connection (included in Family Pack).



Heated front seats, part of the Winter Pack (shown above in conjunction with SEAT Media system).

EQUIPMENT AVAILABILITY

| EXTERIOR EQUIPMENT | S | S Emoción ² | SE |
|---|-------|------------------------|-----------------|
| Clear headlights with electric adjustment | ■ | ■ | ■ |
| Twin front headlights | ■ | ■ | ■ |
| Front fog lights with cornering function | - | ■ | ■ |
| Rear fog light | ■ | ■ | ■ |
| Body coloured bumpers with integrated mouldings | ■ | ■ | ■ |
| Body coloured door handles | ■ | ■ | ■ |
| Body coloured mirrors | ■ | ■ | ■ |
| Chrome centre radiator grille surround | ■ | ■ | ■ |
| Heated door mirrors | ■ | ■ | ■ |
| Electrically adjustable door mirrors | ■ | ■ | ■ |
| Electrically folding door mirrors | - | - | ■ |
| Roof rails ¹ | Black | - | Stainless Steel |
| Tinted windows | ■ | ■ | ■ |
| Dark tinted rear windows | - | - | ■ |
| Rear wash/wipe | ■ | ■ | ■ |
| Windscreen wipers integrated in front pillars | ■ | ■ | ■ |
| Honeycomb grille in front bumper | ■ | ■ | ■ |
| SEAT logo tailgate release | ■ | ■ | ■ |
| Twin exhaust pipe (exc. 1.6 TDI CR 105PS and 1.2 TSI 105PS) | - | - | ■ |

| INTERIOR EQUIPMENT | S | S Emoción ² | SE |
|---|---|------------------------|----|
| Driver sunvisor (with covered mirror and cardholder) | ■ | ■ | ■ |
| Passenger sunvisor with covered mirror | ■ | ■ | ■ |
| Illuminated sunvisor mirrors | - | - | ■ |
| Two cup holders in front centre console | ■ | ■ | ■ |
| Two cup holders in centre console for rear passengers | ■ | ■ | ■ |
| Two-tier storage box in centre console | ■ | ■ | ■ |
| Storage bin in rear centre console | ■ | ■ | ■ |
| Storage in front door panels (1.5l bottle) | ■ | ■ | ■ |
| Storage in rear door panels (1.0l bottle) | ■ | ■ | ■ |
| Rear seat side storage (0.5l bottle) | ■ | ■ | ■ |
| Storage pockets in boot ² | ■ | ■ | ■ |
| Luggage compartment cover ² | ■ | ■ | ■ |
| Retractable luggage compartment cover ¹ | ■ | - | ■ |
| Four folding roof mounted grab handles | ■ | ■ | ■ |
| Two-tier boot floor, elasticated cargo net (on Altea XL models) and lashing hooks | ■ | ■ | ■ |
| Storage box under front passenger's seat ² | - | - | ■ |
| Storage box under front seats ¹ | ■ | - | ■ |
| Front courtesy light with delay + front map reading lights | ■ | ■ | ■ |
| Rear courtesy light with delay + rear reading lights | - | - | ■ |

| SEATS & TRIMS | S | S Emoción ² | SE |
|---|---|------------------------|----|
| Driver seat with height adjustment | ■ | ■ | ■ |
| Front passenger seat with height adjustment | - | - | ■ |
| Front seats with lumbar adjustment | - | - | ■ |
| Height and tilt adjustable front active head restraints | ■ | ■ | ■ |
| Three height adjustable rear head restraints | ■ | ■ | ■ |
| Pocket on passenger's seat backrest | ■ | ■ | ■ |
| Rear seat central armrest/table with 2 cup holders | ■ | ■ | ■ |
| Leather steering wheel and gearknob | - | - | ■ |
| Split folding rear seat backrests (60/40) | ■ | ■ | ■ |
| Sliding rear seats (140mm forward; 20mm backwards) ¹ | ■ | - | ■ |
| Adjustable rear seat backrest inclination | ■ | ■ | ■ |

| FUNCTIONAL & MECHANICAL | S | S Emoción ² | SE |
|---|---|------------------------|---------|
| Air conditioning | ■ | ■ | - |
| Dual zone climate control | - | - | ■ |
| Dust and pollen filter | ■ | ■ | ■ |
| Electric front windows (one touch with anti-squeeze) | ■ | ■ | ■ |
| Electric rear windows (one touch with anti-squeeze) | - | - | ■ |
| Height and reach adjustable steering wheel | ■ | ■ | ■ |
| Electro-mechanical power steering (speed sensitive) | ■ | ■ | ■ |
| Cruise control | - | - | ■ |
| Steering wheel mounted paddle shift controls (DSG only) | - | - | 2.0 TDI |
| Illuminated boot | ■ | ■ | ■ |
| Illuminated glove box | ■ | ■ | ■ |
| Coming home headlight function | - | - | ■ |
| Two 12 volt power supply in centre console (front and rear) | ■ | ■ | ■ |
| 12 volt power supply in boot ¹ | ■ | - | ■ |

| INSTRUMENTS PANEL | S | S Emoción ² | SE |
|---|---|------------------------|----|
| RPM counter | ■ | ■ | ■ |
| Trip computer | ■ | ■ | ■ |
| Digital clock | ■ | ■ | ■ |
| White instrument lighting with brightness control | ■ | ■ | ■ |
| Outside temperature gauge | ■ | ■ | ■ |
| Low fuel warning light | ■ | ■ | ■ |
| Lights left on warning buzzer | ■ | ■ | ■ |
| Gearshift indicator | ■ | ■ | ■ |

| INFOTAINMENT | S | S Emoción ² | SE |
|---|---|------------------------|----|
| FM/AM radio | ■ | ■ | ■ |
| MP3 compatible CD player with combined USB/AUX-in port (CUP) ³ | ■ | ■ | ■ |
| Six speakers | ■ | ■ | - |
| Eight speakers | - | - | ■ |
| Steering wheel mounted audio controls | - | ■ | ■ |

WHEELS

| | | | |
|---|---|---|---|
| 15" steel wheels with 'Saona' covers + 195/65 R15 tyres | ■ | - | - |
| 16" 'Elio' alloy wheels + 205/55 R16 tyres | □ | ■ | - |
| 16" 'Enea' alloy wheels + 205/55 R16 tyres | - | - | ■ |
| Tyre repair kit | ■ | ■ | ■ |

SAFETY & SECURITY

| | | | |
|---|---|---|---|
| Driver and front passenger airbags | ■ | ■ | ■ |
| Front passenger airbag de-activation | ■ | ■ | ■ |
| Front side airbags | ■ | ■ | ■ |
| Two curtain airbags | ■ | ■ | ■ |
| Active front head restraints | ■ | ■ | ■ |
| ABS and TCS (TCS de-activation) | ■ | ■ | ■ |
| ESP (Electronic Stability Programme) with Hill Hold Control and EBA | ■ | ■ | ■ |
| Driver Steering Recommendation | ■ | ■ | ■ |
| Multi-link rear suspension | ■ | ■ | ■ |
| Agile chassis | ■ | ■ | ■ |
| Volumetric alarm with back-up horn | ■ | ■ | ■ |
| Electronic engine immobiliser | ■ | ■ | ■ |
| Two 3-button folding key with remote window opening/closing functionality | ■ | ■ | ■ |
| Driver's seatbelt reminder | ■ | ■ | ■ |
| ISOFIX points in rear seats | ■ | ■ | ■ |
| Remote central locking with deadlocks | ■ | ■ | ■ |
| Auto lock | ■ | ■ | ■ |
| Lockable fuel filler cap | ■ | ■ | ■ |
| Child locks on rear doors | ■ | ■ | ■ |
| Locking wheel bolts | - | ■ | ■ |
| Height adjustable front seatbelts with pre-tensioners and load limiter | ■ | ■ | ■ |
| Three 3-point rear seat belts | ■ | ■ | ■ |
| Tyre pressure monitoring | ■ | ■ | ■ |
| Anti-theft roof antenna | ■ | ■ | ■ |
| Visible VIN in windscreen | ■ | ■ | ■ |

OPTIONS

| | | | |
|--|---|---|---|
| Metallic paint | □ | □ | □ |
| 16" 'Elio' alloy wheels | □ | ■ | - |
| 17" 'Agra' alloy wheels | - | - | □ |
| Bluetooth® Communications Pack: Includes handsfree phone connection ⁴ with steering wheel controls, voice control, multi-function display and two additional speakers | □ | - | - |
| Bluetooth® Communications Pack: Includes handsfree phone connection ⁴ with voice control and multi-function display | - | □ | □ |
| SEAT Media System (v2.2): Satellite navigation with Bluetooth® Communications Pack, dynamic route guidance, 5" colour screen, 3D map display, SD card slot for MP3 playback, DAB radio tuner, Bluetooth® audio streaming and upgraded dash display | - | - | □ |
| Family Pack¹: Includes roof-mounted 7" TFT screen with RCA connection and additional roof storage boxes, folding tables on front seat backrests, removable net partition and integrated rear window blinds | - | - | □ |
| Family Pack²: Includes roof-mounted 7" TFT screen with RCA connection and additional roof storage boxes, storage box under parcel shelf and forward sliding rear seat (140mm) | - | - | □ |
| Convenience Pack: Includes rear parking sensors, rain-sensing wipers, light sensor and auto-dimming rear view mirror | - | - | □ |
| Technology Pack: Includes SEAT Media System with Bluetooth® Communications Pack, bi-xenon headlights and front parking sensors (Optical Park System). Requires Convenience Pack | - | - | □ |
| Winter Pack: Includes heated front seats, headlight washer system and heated front washer nozzles | □ | □ | □ |
| Leather Seat Pack: Comfort seats in black leather (includes Winter Pack) | - | - | □ |
| Electric sunroof (slide/tilt) | - | - | □ |
| Bi-xenon headlights: Includes Adaptive Front-lighting System (AFS), headlight washer system and daytime running lights | - | - | □ |
| Rear side airbags | - | - | □ |
| Pre-installed towbar electrics ¹ | □ | - | □ |

¹Altea XL only.

²Altea only.

³For full iPod® integration and a charging facility, an additional adapter is required. Please contact your local dealer for more information.

⁴For details of compatibility tested phones see seat.co.uk.

TECHNICAL SPECIFICATIONS

| PETROL ENGINES | 1.4 85PS (S) Altea | 1.2 TSI 105PS (S / S Emoción* / SE) Altea / Altea XL | 1.4 TSI 125PS (SE) Altea / Altea XL |
|--|--------------------------|--|---|
| Type (cylinders / valves per cylinder) | 4 / 4 | 4/2 / 4/2 | 4 / 4 |
| Displacement (cc) | 1390 | 1197 | 1390 |
| Bore and stroke (mm) | 76.5 × 75.6 | 71.0 × 75.6 | 76.5 × 75.6 |
| Compression ratio | 10.5 | 10.0 | 10.0 |
| Maximum power (PS / kW / rpm) ¹ | 85 / 63 / 5000 | 105 / 77 / 5000 | 125 / 92 / 5000 |
| Maximum torque (Nm / lb.ft / rpm) | 132 / 97 / 3800 | 175 / 129 / 1550-4100 | 200 / 148 / 1500-4000 |
| Fuel supply system | Multi-point injection | Turbocharged direct injection | Turbocharged direct injection |
| Fuel type | Unleaded Petrol | Unleaded Petrol | Unleaded Petrol |
| Emission control | EU5 | EU5 | EU5 |
| Start/Stop System | – | ✓ | – |
| Energy Recovery System | – | ✓ | – |

| PERFORMANCE | | | |
|----------------------------------|------|-------------|-------------|
| Maximum speed ² (mph) | 105 | 114 | 121 |
| Acceleration 0-62mph (s) | 15.0 | 11.3 / 11.6 | 10.3 / 10.5 |

| FUEL CONSUMPTION ³ | | | |
|-------------------------------|------------|------------|------------|
| Urban mpg (l/100km) | 32.8 (8.6) | 40.9 (6.9) | 34.4 (8.2) |
| Extra-urban mpg (l/100km) | 52.3 (5.4) | 55.4 (5.1) | 51.4 (5.5) |
| Combined mpg (l/100km) | 43.5 (6.5) | 49.6 (5.7) | 43.5 (6.5) |

| CO ₂ EMISSIONS | | | |
|---------------------------|-----|-----|-----|
| Combined (g/km) | 152 | 132 | 152 |

| TRANSMISSION | | | |
|--------------------------------|----------------|----------------|----------------|
| Gearbox type | 5 speed manual | 6 speed manual | 6 speed manual |
| Ratios | I 3.769 | 3.615 | 3.615 |
| | II 2.095 | 1.954 | 1.955 |
| | III 1.281 | 1.281 | 1.281 |
| | IV 0.926 | 0.973 | 0.973 |
| | V 0.740 | 0.778 | 0.778 |
| | VI – | 0.646 | 0.646 |
| | VII – | – | – |
| | R 3.182 | 3.182 | 3.182 |
| Group ratio | 4.357 | 4.055 | 4.055 |
| Speed at 1000rpm in V/VI (mph) | 22.3 / 0.0 | 22.8 / 27.5 | 22.7 / 27.3 |

| CHASSIS | |
|--|--|
| Front suspension | Independent McPherson with stabilising bar |
| Rear suspension | Multi-link suspension |
| Steering system | Electro-mechanical power assisted |
| Turning circle diameter [wall to wall] (m) | 10.7 |

| BRAKING SYSTEM | | | |
|----------------------------|---|----------|----------|
| Brake system | Dual hydraulic circuit (diagonal) with servo assistance | | |
| Type front and rear brakes | Ventilated discs / discs | | |
| Front brakes (mm) | 280 × 22 | 288 × 25 | 288 × 25 |
| Rear brakes (mm) | 253 × 10 | 253 × 10 | 253 × 10 |

| WHEELS | |
|------------|----------------------------------|
| Rims/Tyres | See equipment availability pages |

| DIMENSIONS | | | |
|------------------------------|---|----------------------------|-------------|
| Length / width / height (mm) | 4282 / 1768 / 1576 (Altea) 4469 / 1768 / 1581 (Altea XL) | | |
| Wheelbase (mm) | 2578 | | |
| Track front / rear (mm) | 1541 / 1517 | 1541 / 1517 1535 / 1511 | 1535 / 1511 |
| Boot capacity (l) | 409 / 532 | | |
| Fuel tank capacity (l) | 55 | | |

| WEIGHTS | | | |
|--|------|-------------|-------------|
| Kerb weight [with driver] (kg) | 1335 | 1360 / 1395 | 1439 / 1478 |
| Permissible gross weight (kg) | 1855 | 1880 / 1939 | 1959 / 2022 |
| Max. towing weight without brake (kg) | 660 | 680 / 690 | 710 / 730 |
| Max. towing weight with brake 8% (kg) | 1200 | 1500 | 1500 |
| Max. towing weight with brake 12% (kg) | 800 | 1200 | 1300 |

| DIESEL ENGINES | 1.6 TDI CR Ecomotive 105PS (S / S Emoción* / SE) Altea / Altea XL | 1.6 TDI CR 105PS DSG-auto (SE) Altea / Altea XL | 2.0 TDI CR 140PS (SE) Altea / Altea XL | 2.0 TDI CR 140PS DSG-auto (SE) Altea / Altea XL |
|--|--|--|---|--|
| Type (cylinders / valves per cylinder) | 4 / 4 | 4 / 4 | 4 / 4 | 4 / 4 |
| Displacement (cc) | 1598 | 1598 | 1968 | 1968 |
| Bore and stroke (mm) | 79.5 × 80.5 | 79.5 × 80.5 | 81.0 × 95.5 | 81.0 × 95.5 |
| Compression ratio | 16.5 | 16.5 | 16.0 | 16.0 |
| Maximum power (PS / kW / rpm) ¹ | 105 / 77 / 4400 | 105 / 77 / 4400 | 140 / 103 / 4200 | 140 / 103 / 4200 |
| Maximum torque (Nm / lb.ft / rpm) | 250 / 184 / 1500-2500 | 250 / 184 / 1500-2500 | 320 / 236 / 1750-2500 | 320 / 236 / 1750-2500 |
| Fuel supply system | Turbocharged direct injection Common Rail | Turbocharged direct injection Common Rail | Turbocharged direct injection Common Rail | Turbocharged direct injection Common Rail |
| Fuel type | Diesel | Diesel | Diesel | Diesel |
| Emission control | EU5 + DPF | EU5 + DPF | EU5 + DPF | EU5 + DPF |
| Start/Stop System | ✓ | – | – | – |
| Energy Recovery System | ✓ | – | – | – |

PERFORMANCE

| | | | | |
|----------------------------------|-------------|-------------|-----------|-----------|
| Maximum speed ² (mph) | 114 | 114 | 125 | 125 |
| Acceleration 0-62mph (s) | 12.2 / 12.4 | 12.4 / 12.6 | 9.7 / 9.8 | 9.7 / 9.8 |

FUEL CONSUMPTION³

| | | | | |
|---------------------------|------------|------------|------------|------------|
| Urban mpg (l/100km) | 54.3 (5.2) | 48.7 (5.8) | 45.6 (6.2) | 40.9 (6.9) |
| Extra-urban mpg (l/100km) | 68.9 (4.1) | 64.2 (4.4) | 67.3 (4.2) | 60.1 (4.7) |
| Combined mpg (l/100km) | 62.8 (4.5) | 57.6 (4.9) | 57.6 (4.9) | 51.4 (5.5) |

CO₂ EMISSIONS

| | | | | |
|-----------------|-----|-----|-----|-----|
| Combined (g/km) | 119 | 129 | 129 | 144 |
|-----------------|-----|-----|-----|-----|

TRANSMISSION

| Gearbox type | 5 speed manual | 7 speed DSG-auto | 6 speed manual | 6 speed DSG-auto |
|--------------------------------|----------------|-----------------------|----------------|------------------|
| Ratios | I 3.778 | 3.500 | 3.769 | 3.462 |
| | II 1.944 | 2.087 | 2.087 | 2.050 |
| | III 1.185 | 1.343 | 1.324 | 1.300 |
| | IV 0.816 | 0.933 | 0.977 | 0.902 |
| | V 0.625 | 0.974 | 0.975 | 0.914 |
| | VI – | 0.778 | 0.814 | 0.756 |
| | VII – | 0.653 | – | – |
| | R 3.600 | 3.722 | 4.549 | 3.989 |
| Group ratio | 3.647 | 4.800 / 3.429 / 4.500 | 3.684 / 2.917 | 4.059 / 3.136 |
| Speed at 1000rpm in V/VI (mph) | 31.5 / 0.0 | 21.5 / 27.0 / 32.1 | 25.3 / 30.3 | 25.1 / 30.3 |

CHASSIS

| | |
|--|--|
| Front suspension | Independent McPherson with stabilising bar |
| Rear suspension | Multi-link suspension |
| Steering system | Electro-mechanical power assisted |
| Turning circle diameter [wall to wall] (m) | 10.7 |

BRAKING SYSTEM

| | | | | |
|----------------------------|---|----------|----------|----------|
| Brake system | Dual hydraulic circuit (diagonal) with servo assistance | | | |
| Type front and rear brakes | Ventilated discs / discs | | | |
| Front brakes (mm) | 288 × 25 | 288 × 25 | 288 × 25 | 288 × 25 |
| Rear brakes (mm) | 253 × 10 | 253 × 10 | 253 × 10 | 253 × 10 |

WHEELS

| | |
|------------|----------------------------------|
| Rims/Tyres | See equipment availability pages |
|------------|----------------------------------|

DIMENSIONS

| | | | | |
|------------------------------|---|-------------|-------------|-------------|
| Length / width / height (mm) | 4282 / 1768 / 1576 (Altea) 4469 / 1768 / 1581 (Altea XL) | | | |
| Wheelbase (mm) | 2578 | | | |
| Track front / rear (mm) | 1541 / 1517 1535 / 1511 | 1535 / 1511 | 1535 / 1511 | 1535 / 1511 |
| Boot capacity (l) | 409 / 532 | | | |
| Fuel tank capacity (l) | 55 | | | |

WEIGHTS

| | | | | |
|--|-------------|-------------|-------------|-------------|
| Kerb weight [with driver] (kg) | 1450 / 1480 | 1475 / 1505 | 1465 / 1490 | 1480 / 1505 |
| Permissible gross weight (kg) | 1970 / 2024 | 1995 / 2049 | 1985 / 2034 | 2000 / 2049 |
| Max. towing weight without brake (kg) | 720 / 740 | 730 / 750 | 730 / 740 | 740 / 750 |
| Max. towing weight with brake 8% (kg) | 1500 | 1500 | 1500 | 1500 |
| Max. towing weight with brake 12% (kg) | 1400 | 1400 | 1400 | 1400 |

¹ The maximum power output figures are quoted in PS (or Pferdestärke, which is the metric equivalent of horsepower). To convert from metric to imperial horsepower, divide the PS by 1.0139.

² Where law permits.

³ Official fuel consumption according to EU Directive 99/94. The consumption calculation according to 1999/100/EC is based on the actual unladen weight of the vehicle. Additional specifications can lead to a higher weight class and hence to consumption figures of this higher weight class. The driving style, road traffic conditions, environmental influences and vehicle condition can in practice lead to consumption figures which may differ from those calculated with this standard.

MAIN ACCESSORIES



Tailgate trim - Chrome (available on Altea only).
5P1071350



Front bumper lip spoiler. / Side skirts. / 18" black 7-spoke alloy wheels.
5P9071060 / 5P0071610 / 1P0071492A



Gearknob - Black leather 5-speed.
1P9064320



Steering wheel aluminium.
1P9064241A



iPod® connection cable (iPod® not included).
000051785B



Black leather centre armrest equipped with a practical compartment for small objects.
5P9061000



Roof bars Altea. / Roof bars Altea XL.
5P0071101C / 5P8071101A



Bike holder (roof bars are required).
6L0071128A



UPHOLSTERIES




AP - 'Magma' grey cloth

S **S Em**



BP - 'Alfil' grey cloth

SE



LV - Black leather*

SE

WHEELS



15" 'Saona' wheel cover

S



16" 'Elio' alloy wheel

S Em S



16" 'Enea' alloy wheel

SE



17" 'Agra' alloy wheel

SE

COLOURS



White - B4B4 *Non-metallic*

ALL MODELS



Emoción Red - 9M9M *Non-metallic*

ALL MODELS



Nevada White - 2Y2Y *Metallic*

ALL MODELS



Estrella Silver - P5P5 *Metallic*

ALL MODELS



Monsoon Grey - 0C0C *Metallic*

ALL MODELS



Universo Black - L8L8 *Metallic*

ALL MODELS



Balea Beige - L7L7* *Metallic*

ALL MODELS





MEMBERSHIP IS FREE. THE REWARDS ARE PRICELESS.

SEAT is the place where real fans go to share their passion for all things about SEAT. As an exclusive member, you'll be the first to know about new car launches, the latest SEAT concept cars, and you'll be eligible to win fantastic trips and prizes too. Here are just some of the benefits you'll enjoy:

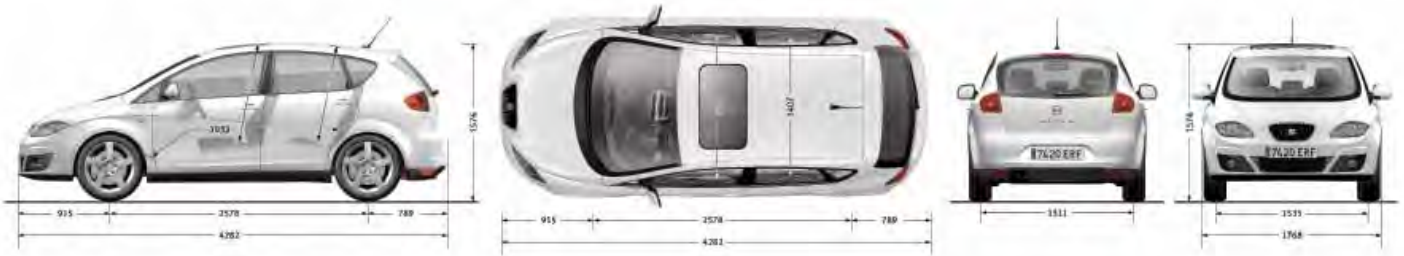
- **A chance to win tickets to world-class sporting events, like UEFA Europa League matches.**
- **The latest news and SEAT exclusives.**
- **VIP access to some of the biggest concerts.**
- **Tips and advice on how to care for your SEAT.**

Club SEAT is truly the all-in-one site for the SEAT fan. Best of all it's free to join. So sign up today at www.club-seat.co.uk and start receiving the Club SEAT newsletter – it explains all the benefits that membership will bring.

Get involved



DIMENSIONS



SEAT ALTEA



SEAT ALTEA XL

Dimensions are shown in millimetres (mm).

ENGINES/VERSIONS

PETROL

| | S | S Emoción* | SE |
|---------------|---|------------|----|
| 1.4 85PS* | X | - | - |
| 1.2 TSI 105PS | X | X | X |
| 1.4 TSI 125PS | - | - | X |

DIESEL

| | | | |
|----------------------------|---|---|---|
| 1.6 TDI CR Ecomotive 105PS | X | X | X |
| 1.6 TDI CR 105PS DSG-auto | - | - | X |
| 2.0 TDI CR 140PS | - | - | X |
| 2.0 TDI CR 140PS DSG-auto | - | - | X |

SEAT INFORMATION

The SEAT Warranty

Three-year Warranty. All new SEATs registered in the UK come with a three year/60,000 miles warranty, which protects your car against the failure of most mechanical and electrical components due to manufacturing defects. This comprises a two-year manufacturer's warranty with unlimited mileage plus a further one-year/60,000 (whichever is soonest) Dealer Warranty. Should the mileage exceed 60,000 miles within the first two years, the manufacturer's two-year warranty will still be valid. If an additional warranty for subsequent years or higher mileage is desired, it may be purchased from an authorised SEAT dealer or repairer, however, this additional warranty must be purchased before the mileage reaches 60,000. Cover is subject to the car being serviced and maintained according to the manufacturer's technical guidelines. Full details of the three-year warranty are available from your SEAT dealer or repairer.

Three-year Paint Warranty. The paintwork of the Altea and Altea XL are covered against manufacturing defects for a period of three years. Naturally, the Altea and Altea XL must be cared for in compliance with the operating instructions which will be found in your vehicle handbook. Please consult your authorised SEAT dealer or repairer for full warranty details.

Twelve-year Body Protection Warranty. The internal body sections and panels of the Altea and Altea XL are covered against rusting through from the inside for a period of twelve years. Naturally, the Altea and Altea XL must be cared for in compliance with the operating instructions which will be found in your vehicle handbook. Please consult your authorised SEAT dealer or repairer for full warranty details.

SEAT Parts Warranty. SEAT parts and accessories supplied after new vehicle delivery are covered by our 24 months parts warranty.

SEAT Accessories. Every accessory is designed specifically for SEAT and is fully tested to our high quality standards. All accessories unless otherwise stated come with a two year warranty, extended to three years when purchased and fitted prior to delivery of a brand new vehicle, and what's more, they can be fitted by SEAT approved technicians.

Specifications. Specifications for the Altea and Altea XL refer to Model Year 2012. While SEAT makes every effort to make sure that specifications are accurate at time of going to press (11/11), you should always check details with your SEAT dealer as there may have been changes in view of SEAT's policy of continuous product improvement. The right is reserved to change specification and colour at any time. The information in this brochure can therefore be given as guidance only.

SEAT Assistance (including European cover). Any new SEAT purchased and registered in the UK from an authorised SEAT dealer, is covered free by SEAT Assistance (including European cover) for roadside repairs or recovery to an authorised repairer for a term of two years. Your member of the SEAT authorised network will ensure that all servicing and repairs are carried out in accordance with the manufacturer's instructions. Terms and conditions apply.

SEAT Finance. SEAT Finance specialises in providing funding solutions for SEAT drivers. Whether your SEAT is for private or business use, you can choose from a range of funding options. Here is our full range of finance products.

- Solutions – a personal contract plan
- Hire purchase • Lease purchase
- Finance lease • Contract hire

With all of our finance products you can choose one of our fixed-cost maintenance plans designed to help you budget accurately. No matter what finance product you choose, your local SEAT dealer will be able to provide you with a personalised quote that could meet your budget and vehicle needs. SEAT Finance is a trading name of Volkswagen Financial Services (UK) Limited. An offer of finance depends on certain conditions. Available to people over 18 in the UK only.

Test-Drive a SEAT. To arrange a test drive at your nearest dealer, or for any questions you may have about SEAT, visit our website at seat.co.uk or call us on FREEPHONE 0500 22 22 22.

Fuel Consumption Information. The Government fuel figures do not express or imply any guarantee of the fuel consumption of any particular vehicle. The individual vehicles have not been tested and there are inevitable differences between individual examples of the same model. In addition, a vehicle may incorporate particular modifications. Furthermore, the driving style and road and traffic conditions, as well as the extent to which the vehicle has been driven and the standard of maintenance, will affect its fuel consumption.

Vehicle Excise Duty and CO₂ Emissions. All vehicles first registered on or after 1st March 2001 are subject to a form of Vehicle Excise Duty (Road Fund Licence) based on the type of fuel the vehicle uses and its carbon dioxide (CO₂) emission level, measured in grammes per kilometre (g/km).

Optional Equipment. Throughout this publication, wherever a feature is described as being an 'Option' or 'Optional Fitment/Pack' etc, you should assume that it will be at extra cost to the base vehicle, unless specifically stated to the contrary. Any vehicle ordered with optional equipment (other than metallic paint) will be subject to a 12 week minimum delivery period.

SEAT Business Sales. SEAT Business Sales is committed to meeting all your fleet requirements and driver needs. For Fleet & Small Businesses please call our Fleet Business Centre directly to speak to our business advisors on 0800 096 2328 or email us at businesscentre@seatfleet.co.uk. For Fleet & Small Businesses please call our Fleet Business Centre directly to speak to our business advisors on 0800 096 2328 or email us at businesscentre@seatfleet.co.uk. For more information on SEAT Business Sales and the Business Sales Centre network, please visit the Business Sales area at seat.co.uk.





For SEAT owners & enthusiasts - all the latest SEAT news, exclusive offers & great events...

Get involved at www.club-seat.co.uk



SEAT is committed to a policy of continuous product development and reserves the right to make changes to specifications, colours and prices without notice. The information in this brochure can therefore be given as guidance only. While SEAT makes every effort to ensure that specifications are accurate at the time of publication (**November '11**), you should always check with your authorised SEAT dealership for the latest information. Due to limitations of the printing process the colours reproduced in this brochure may vary slightly from the actual paint colour and material. These vehicles and all their parts, as well as the original spares, were designed according to the Legal Regulations governing the prevention and minimisation of Environmental Impact, through the use of recycled/recyclable materials, with measures taken to achieve suitable recycling for the conservation and improvement of environmental quality. SEAT UK has made provision for the correct disposal and recycling* of all SEAT Vehicles when they are delivered by the customer to its national network of Environment Agency authorised treatment facilities. This service is offered at no cost to the last holder and applies to SEAT vehicles of any age which are substantially complete. The service is provided by Cartakeback.com and to find your nearest facility contact 0845 257 32 33 or browse to www.cartakeback.com.

*Since 2006 all vehicles returned to SEAT were certified by UK Government to be recycled to 85%. This brochure has been produced from Hello Silk paper which is Forest Stewardship Council certified.