



REXTON 

New Face, New Heart



The Rexton W remains true to the brand identity, while new, upgraded elements maximize the pleasure and value that this superb SUV delivers. The “W” in the name stands for “work of art” and “world class”, underscoring the modern and sophisticated design concept.



Yas Island
Rotana





NEW FACE OF MODERN REFINEMENT AND LUXURY

SUV ruggedness made over in a modern, sophisticated style

The Rexton W greets you with updated grille with emblem prominently displayed and projection headlamps reconfigured to resemble the eyes of an eagle. The hood character line adds fullness to the distinctive, aggressive look up front, while along the sides, the stainless steel beltline and side seal chrome moulding bring a well-balanced flow from the front fender to the rear quarter.



03_Full-bodied hood character line

01_Scowl headlamps
04_Elegant rear combination lamps

02_Simple, modern radiator grille
05_Stainless steel beltline and side seal chrome moulding





NEW AESTHETICS FOR THE DRIVER

A more pleasant driving experience all around

The feeling of luxury is immediate as you enter the cabin, starting with the jet black interior complemented by metal grain trim. That feeling only grows stronger as you discover all the extras at your fingertips. The driver's seat adjusts eight ways, and the settings for individual drivers can be recalled with a push of a button. Stereo system operation is hands-free, and a power jack on the upper dash accommodates navigation systems and smart phones. The steering wheel cover is heated, and warmers are built into all seats to keep occupants in comfort on wintry days.



01_Heated steering wheel
04_Power seats in front



02_LED black face cluster
05_Heated seats front & back




03_Driver's seat with memory function
06_CD player with MP3, Bluetooth







BROWN INTERIOR PACKAGE



01_Brown leather seat covers
03_Cup holders in rear

02_Centre armrest
04_Brown front door trim

NEW COLORS TO CHOOSE FROM

Sumptuousness taken to new heights

The brown and beige interior ensembles are designed for car owners who enjoy the extraordinary. The ambience of the high-quality materials provides a special kind of comfort inside the cabin. A luxurious center console trimmed with silver paint and chrome adds a metallic feel to the modern instrument panel and helps to unify the system components.



01_Beige leather seat covers
03_Cup holders in rear

02_Centre armrest
04_Beige front door trim



*Note : This package is available with high grade spec. for the 7-seater model (D27DTP)

More flexibility for more value

The Rexton W represents the height of practicality, allowing you to do more and carry more. The seats can be configured multiple ways for maximum utilization of the roomy interior. The roof rack is suitable for carrying bicycles and the other long and bulky items you need on outdoor excursions.



UTILITY MULTIPLIED



Full seating



Normal seating



2nd row
40% flat



2nd row folded flat for
max. cargo capacity



MORE ENGINES, PERFECT CHOICES

Performance now better than ever

The Rexton W comes with a selection of four great diesel engines. Topping the list is our new RX200e-XDi, which boasts a 14% improvement in fuel efficiency over other engine models. Maximum output is 155ps at 4,000 rpm, and low-end torque can reach 190 Nm at 1,000 rpm for superior starts. Maximum torque is kept within the 1,500-2,800rpm range, where the engine runs most of the time, for outstanding acceleration when passing.



5-speed Automatic

The E-tronic automatic transmission, built with Mercedes-Benz technology, provides smooth and quiet operation. The advanced AI programme monitors the vehicle's operational status and can anticipate the driver's intentions, while optimal gear changing delivers the best driving performance at high speed and improves fuel efficiency.



Thumbs Up Manual Mode

The Rexton W with automatic transmission features a sporty driving option. Switches on the gearshift knob and steering wheel let the driver shift gears up or down manually.



5-speed Manual

(with RX270 XDi engine only)



6-speed Manual

New 6-speed Manual

A wide-spread gear ratio provides a great "launch feel" when starting out as well as lower engine rpms at high speed, for quieter operation. Ergonomic gate definition delivers best-in-class shift comfort. Self-adjusting technology and high-efficiency concentric slave cylinders compensate for increased pedal force as the clutch disc wears, thereby extending the usable lifetime of the clutch, thereby extending the usable lifetime of the clutch. (with RX200 e-XDi engine)



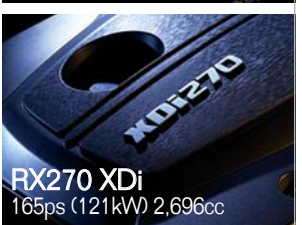
RX200e-XDi
155ps (114kW)
1,998cc VGT



RX270 XVT
186ps (137kW) 2,696cc



RX320
220ps (162kW) 3,199cc



RX270 XDi
165ps (121kW) 2,696cc





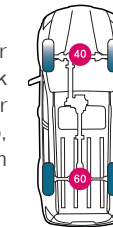
DYNAMIC DRIVING, COMFORTABLE RIDE

The authentic SUV performance

You get to choose the drive train system that suits your driving needs best. Part-time 4WD will provide better fuel economy under normal driving conditions, while full-time 4WD maximizes safety when the driving gets rough and extra traction and torque are needed. TOD is a compromise that provides the greatest flexibility.

Full-time AWD

The all-wheel drive system distributes 60% of the torque to the rear wheels and 40% to the front wheels at all times. This provides quick starts and great overall responsiveness, for improved driving safety under all road and weather conditions. Whenever any given tyre starts to slip, power is immediately transferred to those tyres with traction for maximum grip when starting out or during cornering. (RX270XVT, RX320)

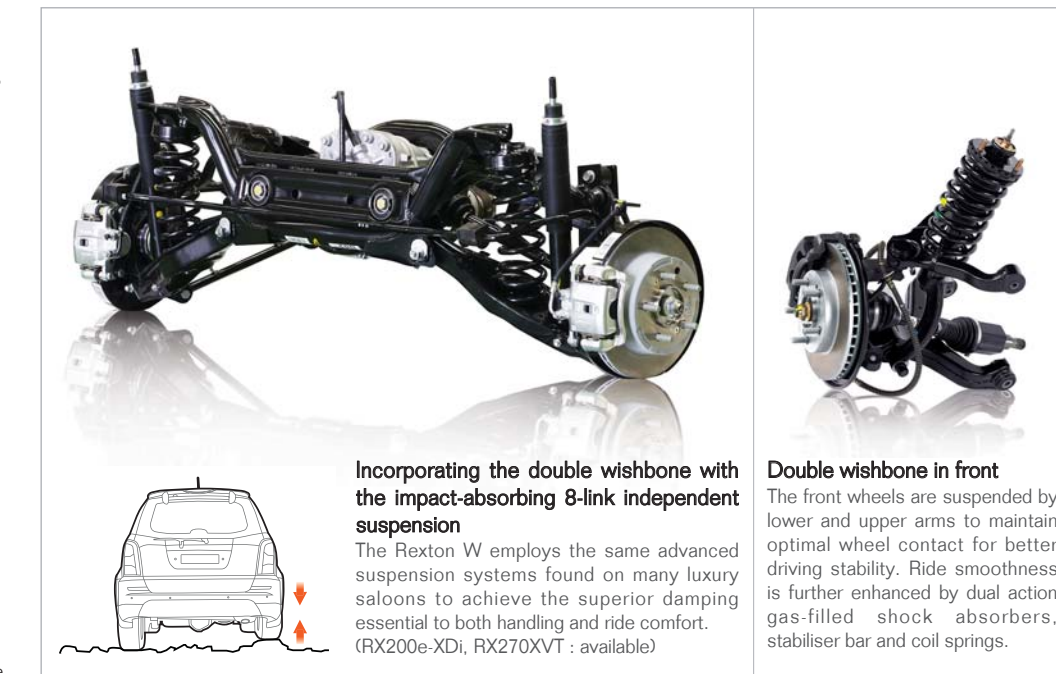
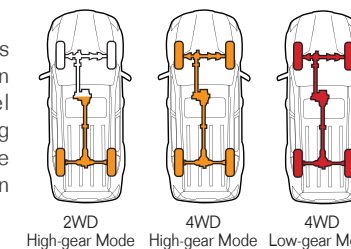


Torque On Demand

The TOD system is designed for all-around driving comfort and ease under diverse road conditions. Normally, almost all of the power is allocated to the rear wheels. However, the system is equipped with sensors that monitor driving conditions and will automatically distribute additional torque to the front wheels when the wheels start to slip, thereby enhancing vehicular stability. (RX270XD_i)

Part-time 4WD

Part-time 4-wheel drive is simple and offers great drivability. Normally, the vehicle is driven by the rear wheels only, lowering fuel consumption because of the lower rolling resistance. The driver can switch the transaxle to four-wheel drive while the vehicle is in motion whenever additional traction is required. (RX200e-XD_i, RX270XD_i, RX320)



Incorporating the double wishbone with the impact-absorbing 8-link independent suspension

The Rexton W employs the same advanced suspension systems found on many luxury saloons to achieve the superior damping essential to both handling and ride comfort. (RX200e-XD_i, RX270XVT : available)

Double wishbone in front

The front wheels are suspended by lower and upper arms to maintain optimal wheel contact for better driving stability. Ride smoothness is further enhanced by dual action gas-filled shock absorbers, stabiliser bar and coil springs.


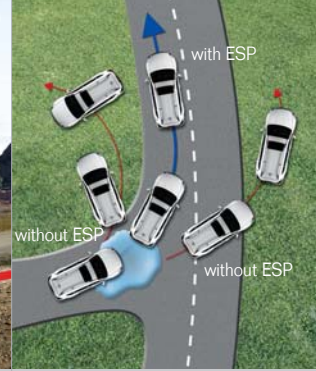
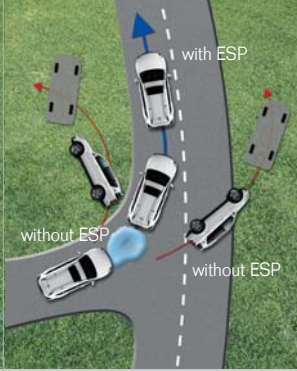
You can choose between Rexton's proven five-link suspension with coil springs and the all-new 8-link independent suspension system. Each link performs a specific wheel locating task to ensure constant steering stability and superior handling amid changing road conditions. Moreover, the wheels move independently of one other, reducing chassis movement on rough surfaces and maintaining optimal wheel control at all times.



SMART SAFETY, GOOD IDEA

In control under any circumstance

The Rexton W is equipped with cutting-edge active safety systems, including the Electronic Stability Programme, which integrates the electronic brake-force distribution, the antilock braking system, brake-assist system, traction control system, and active rollover protection. The ESP monitors the vehicular status at all times, and takes charge of engine output and brake force the moment the driver is in danger of losing control.

HDC_Hill Descent Control	ESP_Electronic Stability Programme	
		
Negotiating steep gradients most safely	Preventing under-steering or over-steering accidents	Preventing a rollover
<p>When the downward gradient reaches 10% or more, the HDC assumes braking duties and maintains slow and steady vehicular movement. The driver can focus solely on steering.</p>	<p>The electronic stability programme monitors road conditions and vehicular status constantly, adjusting engine output and braking whenever the driver is about to lose control. ESP integrates the antilock brake system, active rollover protection, anti-slip regulation and brake-force assist to improve the Rexton W intervention capabilities.</p>	



TPMS_Tyre Pressure Monitoring System
The TPMS measures tyre pressure constantly and when abnormality is detected issues an alert to the driver that reflects the degree of urgency. (RX200e-XD)



SOLID PLATFORM, A SAFETY FUNDAMENTAL

Maximum protection in a collision

The Rexton W is designed to withstand impacts and disperse impact force most effectively in order to ensure the safety of all occupants. The front crossbar is bolted onto the frame, and both the front and rear bumpers are reinforced for better impact absorption in head-on or rear-end collisions. The overall chassis is also fortified with high tensile-strength steel plate. Inside, the driver is safeguarded by a collapsible steering column. Both the driver's and front passenger's seats are equipped with the seatbelt pretensioner and load limiter, and all occupants are protected with airbags.



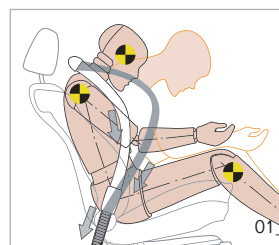
Prepared to protect you and your family should the unthinkable ever occur

The ultimate value of any vehicle is measured by how well you can walk away from it after an accident. In advance of its impressive aesthetics and comforts, the Rexton W has been designed to withstand impacts and disperse impact force most effectively. The front-row seats are protected by frontal airbags and supplemental side-impact airbags.

Solid reinforcement

The ultra-rigid frame, which features triple-layer construction, is built to absorb and disperse shocks and impacts of all kinds. This means less vibration during normal operation, longer durability overall and greater safety in a collision.

(cross-section)
Steel frame with
triple-layer construction



01_Safety belt pretensioner and load limiter



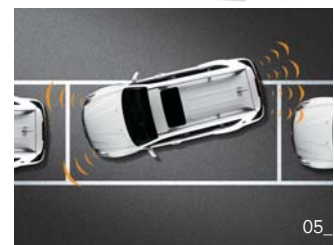
02_Speed-sensing door lock



03_Door impact bar



04_ISO-FIX



05_Front and backup warning system



The Rexton W proudly carries on the tradition of Korea's flagship SUV. The interior and exterior sport a luxurious new face, while an exciting new heart beats under the hood. Everything you've liked about the Rexton before is here together with much more.



STYLE, COMFORT AND CONVENIENCE EXTRAS

The Rexton W offers many little extras that add up to a big difference in how you feel about your SUV. The Rexton W is an extraordinary SUV. You are treated to the sumptuous comfort that you'd expect from a luxury saloon. This is a masterpiece of automotive art crafted for people who truly appreciate excellence and who love to drive.



Safety power window on driver's side

Stops closing and reopens automatically if obstructed by an object.



Privacy glass

Keeps out prying eyes for visual security.



Fog lamps

Helps the driver see and be seen in inclement weather.



Folding heated outside mirrors

Power adjustable, remains clear on cold or wet days, facilitates negotiation of narrow spaces.



Eco-cruise control

Helps save fuel and make driving long distances easier; activated by a lever on steering wheel.



Bluetooth hands-free

Enhances driving safety by allowing the driver to stay focused on the road.



Noise and solar control glass

Maintains a quiet cabin and reduces glare and harmful UV rays.



Rear spoiler with LED stop lamp

Adds a touch of sportiness to the SUV, improves safety.



Heated rear glass

Keeps the view clear of frost and fog on cold days for greater driving safety.



Flip-up glass

An easy way to access the back without opening the tailgate.



3-person memory driver's seat

Easy access mode



Automatic light control

Turns lights on and off as needed via optical sensors, especially useful in tunnels, underground spaces. (General market)



Speed-sensing power steering

Makes driving safer by increasing required steering effort as vehicular speed accelerates.



Heated steering wheel

Operates with the flip of a switch to keep the steering wheel warm on cold days.



TYRES & WHEELS

18" alloy wheels with 255/60 tyre or Bridgestone tyre
16" alloy wheels with 235/75 tyre or 255/70 tyre



Electrochromatic mirror

Automatically cuts headlamp glare for greater driving safety at night.



2-din audio with MP3 & CD player

Sounds great and supports multimedia.



Automatic climate control

Keeps cabin temperature at the optimal comfort level.



Stainless steel door scuffs

Adds a stylish look and helps protect the floor mats.



Black interior



Beige interior



Centre console

Serves as armrest and handy storage compartment, matches interior decor.



5 seater

7 seater

Power outlets

Offers all occupants with a convenient way to recharge handheld electronics.



Lumbar support

Relieves back fatigue on long hauls.



Panic alarm

The driver can remotely activate the antitheft alarm if a suspicious person is lurking near the vehicle or if some other kind of help is needed.

SEATS



Black / Leather

TPU (thermoplastic polyurethane)

Double rachel

Beige / Leather

Flat woven

INTERIOR ACCENT



Metalgrain

Woodgrain

COLOUR GUIDE



Grand White (WAA)



Pearl White Lily (WAH)



Silent Silver (SAI)



Carbonic Grey (ACQ)



Royal Brown (OAR)



Space Black (LAK)

FEATURES LIST

APPEARANCE
Projection headlamp with light guide
Chrome coated radiator grille
Aero-blade wipers
Outside mirror with LED side repeater
Body color exterior door handles
16" alloy wheels 235/75 tyres (No flange)
16" alloy wheels 255/70 tyres (No flange)
18" alloy wheels 255/60 tyres (Diamond cutting)
Bridgestone tyres
Stainless steel inserted in door belt line
Chrome inserted in door sill molding
Fashionable roof racks
Side steps
LED rear combi. lamp with light guide
Sporty air spoiler with LED high-mounted stop lamp
Flip-up tailgate glass with deluxe air spoiler
Pole antenna
All-around tinted glass
Temporary spare tyre
Engine cover to dampen noise heard both inside and outside the cabin
Stainless steel door scuff
Chrome tailpipe
Towing and lashing hook
Safety power sunroof
Metalgrain accented on fascia, console and door trim
Woodgrain accented on fascia, console and door trim

AIR CLIMATE
PTC (positive temperature coefficient) heater
Fully automatic air conditioning with temperature sensor and outside temperature gauge
Dual air conditioning with independent climate control unit for the rear seats
Air quality control system
Rear vent duct for improved air circulation
Two air filters to ensure interior air stays fresh

CONVENIENCE
Electronic cruise control
Windshield wiper de-icer

Heated steering wheel
Headlamp leveling device to maintain maximum illumination
Rear wiper and washer to ensure an unobstructed view
Heated tailgate window with timer to defrost before starting up the vehicle
Remote keyless entry system with burglar alarm
Dual REKES (Remote Keyless System)
Illuminated ignition key slot to help you get started in the dark
Auto light control and rain sensing wiper
Battery saver
Blue-tinted outside door mirrors that can be electrically adjusted, folded and heated
Power-folding outside door mirrors
Easy-to-read LED black face cluster
Solar and noise control windshield glass
Solar front door glass
Privacy glass (rear door windows, quarter windows and tailgate window) to keep interior cool and add the look of luxury
2DIN MP3 CDP audio system
Audio remote control switch on steering wheel
USB and AUX. slot
Bluetooth system
Six speakers
12V DC power outlets-on upper fascia, under the front passenger seat, and in the cargo bay
Boot storage compartment under cargo bay
Coat hangers in the rear
Mobile illuminated ashtray
Overhead console in easy reach
Digital clock on the dashboard
Dual gas-filled struts for bonnet and tailgate
Handy centre storage console
Manual seatbelt height adjustment on "B" pillar
Map pockets on the inside of the doors
Pop-out cup holders in the front and rear
Sunvisors with illuminated vanity mirror
Glove box with inner flocking
Luggage cover, luggage net and barrier net to improve cargo utility
Leather steering wheel cover with metalgrain or woodgrain accent
Floor mat

MECHANICAL
155ps 2.0 e-XDi diesel engine with CDPF
165ps 2.7 XDi diesel engine (161ps with CDPF)
186ps 2.7 XVT diesel engine (179ps with CDPF)
220ps 3.2L Silky-six petrol engine
Full-time all-wheel drive
Smart TOD to automatically adjust power distribution front and back as driving conditions change
Part-time 4WD with shifting on the fly
5-speed manual transmission with dual-mass flywheel
6-speed manual transmission
E-Tronic 5-speed automatic with winter mode safety feature (Mercedes-Benz)
Thumbs Up shift buttons on steering wheel and switch on gearshift knob for more dynamic driving response
Double wishbone front suspension system with coil springs
Five-link rear suspension system with coil springs
Impact-absorbing 8-link rear suspension (IRS)
Additional water sedimentor to protect the engine and fuel system
78L fuel tank
Hydraulic power steering
Speed sensitive power steering

SEATS
8 way power-adjustable driver's seat
4 way power-adjustable front passenger's seat
3 rd row seats can be folded fully flat for ample luggage room
Settings for three drivers, including seat & outside door mirror positions, stored in onboard memory
4 way (sliding & tilting) easy access mode for driver's seat

Driver lumbar support
Heated front seats with 5 comfortable settings
Heated rear seats
Sliding front headrests
60:40 split folding 2 nd -row seats with folding centre armrest
Luxurious leather seat covers for comfort
TPU (thermoplastic polyurethane) seat covers
Appealing woven cloth seat covers for beige interior
Appealing double rachel cloth seat covers for black interior

SAFETY
Ultra-rigid frame for greater strength, less vibration and noise
Door impact beams for optimal protection from side collisions
Airbags for driver and front passenger
Seatbelt load limiters and pre-tensioners
Side airbags
4 channel anti-lock braking system
Electronic stability programme (ESP) with emergency brake assist, hill descent control (HDC) and active roll-over protection (ARP)
Front ventilated disc brakes
Rear ventilated disc brakes with IRS
Rear disc brakes
Front cornering sensors
Rear obstacle warning system with 3-stage alarm
Door courtesy lamps
Front fog lamps
Rear fog lamps (Regulation region only)
Immobiliser system
Childproof safety lock
Speed sensitive door lock
Collapsible steering column
ISO-FIX and tether anchorage for baby car seat (Regulation region only)
Seatbelt reminder to bring the driver's attention to the seatbelt
Electrochromic inside rear view mirror
Safety power windows
Visual VIN (Regulation region only)
Tyre pressure monitoring system (RX200e-XDi only)

* Some of features may be optional or not be available according to market. Please contact your local dealer for the exact details regarding vehicles sold in your area.

TECHNICAL DATA

ENGINE		DIESEL 2.0 (w/ CDPF)	DIESEL 2.0 (w/ CDPF)		DIESEL 2.0 (w/o CDPF)	DIESEL 2.0 (w/o CDPF)		DIESEL 2.7 (w/ CDPF)		DIESEL 2.7 (w/o CDPF)		DIESEL 2.7 TURBO (w/o CDPF)	PETROL							
DRIVEN WHEELS		2WD	PART TIME 4WD		2WD	PART TIME 4WD		TOD		TOD	PART TIME 4WD	AWD	AWD	PART TIME 4WD						
TRANSMISSION		6MT (5AT)	6MT	5AT	6MT (5AT)	6MT	5AT	5MT	5AT	5MT (5AT)	5MT (5AT)	5AT	5AT	5AT						
EMISSION		EURO 5	EURO 5		EURO 4	EURO 4		EURO 4		EURO 4	EURO 3	EURO 4	EURO 4	EURO 3						
DIMENSIONS	Overall length	mm	4,755																	
	Overall width	mm	1,900																	
	Overall height	mm	1,840 (with roof rack)																	
	Tread	Front	mm	1,570																
		Rear	mm	1,570																
	Overhang	Front	mm	885																
		Rear	mm	1,035																
	Wheelbase	mm	2,835																	
	Approach angle	degree	28																	
	Departure angle	degree	25.5																	
Ramp angle	degree	22.5																		
Min. clearance	Front	mm	250				247				206									
	Rear	mm	216	216 (IRS:260)		216	216 (IRS:260)		206		206 (IRS:263)	263	206							
Min. turning radius	m	5.7																		
Gross vehicle weight	Kg	2,710						2,760												
Kerb weight	Kg	1,901 ~ 1,965 (1,925 ~ 1,989)		1,960 ~ 2,024		1,985 ~ 2,049		1,901 ~ 1,965 (1,925 ~ 1,989)		1,960 ~ 2,024		1,985 ~ 2,049		1,986 ~ 2,088	2,000 ~ 2,101	1,986 ~ 2,088 (2,000 ~ 2,101)	1,991 ~ 2,088 (2,000 ~ 2,101)	1,995 ~ 2,099	1,991 ~ 2,088	1,935 ~ 2,032
		3,200																		
Gross trailer weight	Braked	Kg	750																	
	Unbraked	Kg	750																	
Fuel	-	Diesel												Petrol						
Capacity	cc	1,998												2,696						
Bore X Stroke	mm	86.2 x 85.6												86.2 x 92.4	89.9 x 84					
Compression ratio	-	16.5 : 1												17.5 : 1	10.0 : 1					
Number of cylinders	-	4 in-line												5 in-line	6 in-line					
PERFORMANCE	Max. power	kW/rpm	114/4,000						118/4,000		121/4,000		137/4,000		162/6,100					
		ps/rpm	155/4,000						161/4,000		165/4,000		186/4,000		220/6,100					
	Max. torque	Nm/rpm	360/1,500 ~ 2,800						340/1,800 ~ 3,250		340/1,800 ~ 3,250		402/1,600 ~ 3,000		312/4,600					
kg •m/rpm		36.7/1,500 ~ 2,800						34.7/1,800 ~ 3,250		34.7/1,800 ~ 3,250		41/1,600 ~ 3,000		31.8/4,600						
Low-end torque	Nm/rpm	190/1,000																		
Max. speed	Km/h	173 (175)	173	175	173 (175)	173	175	188	188	177 (170)	177 (170)	181	184							
CO ₂ (Combined)	g/km	193 (199)	196	206	188 (194)	191	199	229	250	232 (250)	228 (242)	233	323	337						
FUEL CONSUMPTION	Combined	L/100km	7.3 (7.5)	7.4	7.8	7.2 (7.3)	7.3	7.6	8.6	9.4	9.0 (9.8)	8.6 (9.0)	9.2	14.4	14.2					
	Urban	L/100km	9.4 (9.5)	9.4	9.9	8.9 (9.2)	8.9	9.3	12.1	13.1	11.6 (12.7)	10.7 (11.7)	11.2	19.6	19.3					
	Extra Urban	L/100km	6.1 (6.4)	6.3	6.7	6.2 (6.3)	6.3	6.6	6.7	7.4	7.5 (8.2)	7.4 (7.5)	8.0	11.4	11.2					

* IRS : Independent Rear Suspension. * The fuel economy can vary according to the road condition or driver's habit.

DIMENSIONS





SsangYong Motor Company

12th floor, Poonglim building 823,
Yeoksam-dong, Gangnam-gu,
Seoul, 135-784, Republic of Korea
Phone : 82-2-3469-2098
Fax : 82-2-3469-2285
Official Website : www.smotor.com

Some of the equipment shown in this brochure is optional
and may not be available on all models or in all markets.
All specifications are subject to change without notice.
Please contact your local dealer for the latest information.