



2008 | LEGACY



READY FOR SMARTER PERFORMANCE.
IT'S WHAT MAKES A SUBARU, A SUBARU.





Legacy 2.5 GT Limited in Charcoal Gray leather.

THE SUBARU LEGACY

MOTION IS PHYSICS.
BUT IT SURE FEELS LIKE CHEMISTRY.



Often, attraction is irrational. But at rare moments it makes perfect, logical sense. Take, for example, the Legacy sport sedan. Its new exterior draws glances with its sleek lines. Its redesigned interior rewards with premium features and refinement. And its performance makes your heart race with inspiring power and handling. Yet the Legacy remains unmistakably intelligent with sophisticated engines, the traction of Subaru Symmetrical All-Wheel Drive and extensive safety engineering. Proving you can stimulate your mind while captivating your spirit.




> THE POWER
TO QUICKEN YOUR PULSE

SUBARU BOXER ENGINE

Every engine generates power. But the unique SUBARU BOXER engine gives you so much more. The flat, horizontally opposed configuration empowers the Legacy with a lower center of gravity, delivering precise handling and enhanced stability. The result is a car that goes where you want it to, especially when changing directions quickly, impressing driving enthusiasts and safety experts alike. And its layout ensures smooth, plentiful power, matched with the efficiency and durability you need for everyday driving. Performance. Safety. Reliability. Much like the jabbing motion of a boxer's arms that it's named after, it packs quite a punch.

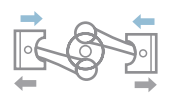
AIM HIGH

PLACE LOW



SMOOTHER OPERATION

The 180-degree boxer engine layout allows the pistons to move in exact horizontal opposition, effectively negating vibrations. Its smoothness not only sweetens power delivery, it also helps increase longevity.



SUBARU BOXER ENGINE



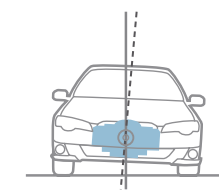
INLINE ENGINE



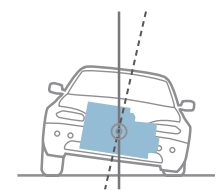
V-TYPE ENGINE

GREATER CONTROL

Compared to other types of engines, the lower profile of the SUBARU BOXER engine helps the Legacy lean less around curves and while maneuvering, giving you greater control overall.



LEGACY



COMPETITOR

ACCELERATION

Feel the passion and knowledge derived from our rally heritage, every time you press the gas pedal. Start with the boxer engine's aluminum-alloy construction that helps reduce its weight and increases durability. Add Electronic Throttle Control (ETC) for a more precise response to your right foot. And top it off with sophisticated valve technology for an ideal blend of smooth, powerful propulsion and efficiency. So press the accelerator and activate your grin control.



Legacy 2.5 GT Limited in Deep Bronze Metallic.

2.5i

The aluminum-alloy 2.5-liter 4-cylinder engine of the 2.5i utilizes the computer-controlled i-Active Valve Lift System that delivers 170-horsepower and 170 lb.-ft. of torque. Match it with your choice of a 5-speed manual or 4-speed automatic transmission and get great gas mileage and low emissions that meet some of today's toughest standards.


2.5 GT Limited and 2.5 GT spec. B

The intercooled turbocharger raises horsepower to 243 and torque to a potent 241 lb.-ft. Choose a 5-speed manual or 5-speed SPORTSHIFT automatic with steering-wheel mounted paddle shifters and rev-matching downshift control for the 2.5 GT Limited; the 2.5 GT spec. B is managed by a quick-shifting 6-speed manual.


SI-DRIVE

Maximize engine performance and efficiency with a mere turn of the dial or press of a button. The Subaru Intelligent Drive (SI-DRIVE) system of the 2.5 GT Limited, 2.5 GT spec. B and 3.0R Limited controls performance characteristics to suit your driving needs—or desires. Put it in Intelligent mode for smoother response and fuel efficiency. Dial it up to Sport for quick throttle feedback and linear acceleration. For enthusiastic driving, the Sport Sharp mode delivers more power sooner, greater low-end thrust and maximum enjoyment.

GO FROM NICE TO FIERCE IN ONE FLICK




CLICK TO THE LEFT FOR
ALL-AROUND DRIVING
PERFORMANCE



PUSH DOWN FOR
SMOOTH, EFFICIENT
PERFORMANCE



CLICK TO THE RIGHT FOR
MAXIMUM DRIVING
PERFORMANCE





3.0R LIMITED

Take all the performance potential of the Legacy, and add two extra cylinders. The 3.0-liter 6-cylinder engine, the first ever for Legacy, provides velvet-smooth delivery of 245 thrilling horsepower. Matched to a 5-speed SPORTSHIFT® automatic transmission with paddle shifters and rev-matching downshift control, and managed by the SI-DRIVE system, the 3.0R Limited proves that you can never be too rich or too smooth.

3.0-liter 6-cylinder SUBARU BOXER engine Bilstein® Sport Suspension 18" alloy wheels

Inside, you'll find all the amenities befitting the top-of-the-line Legacy. From its leather-trimmed seating and standard touch-screen GPS navigation system to its dual-zone climate control and heated front seats, it provides the ideal, luxurious perch from which to command the road.





> TRACTION
TO SAVOR THE CURVES

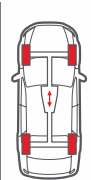


SUBARU SYMMETRICAL ALL-WHEEL DRIVE

An uncrowded S-curve. A decreasing radius turn. A rain-slicked corner. You never know what's coming. So give yourself the adhesive advantage of the standard Subaru Symmetrical All-Wheel Drive (AWD) system to keep those four patches of rubber sticking to the road. Its uniquely balanced configuration helps ensure stability and poise. Its efficiency at transmitting power delivers greater grip and quick response to slippage. And we've been perfecting AWD for over 30 years. Giving you the confidence to handle virtually any road on your own terms.

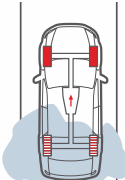
NON-SLIP GRIP

CONTINUOUS AWD



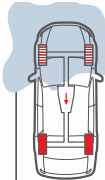
Legacy models equipped with the 5- or 6-speed manual transmissions use a viscous-locking center differential. Should wheel slippage occur, it helps transfer power to the front or rear wheels with the most traction.

ACTIVE AWD



Matched to the 4-speed automatic, the Active AWD system monitors parameters such as wheel slippage and vehicle speed, actively adjusting power to the front or rear wheels for optimal adhesion.

VTD AWD



Models with the 5-speed automatic transmission use the Variable Torque Distribution (VTD) system that normally splits power 45% front and 55% rear for a sporty feel, and dynamically reapportions torque for maximum grip.



Legacy 2.5 GT Limited in Deep Bronze Metallic.

PERFORMANCE

The true measure of a sports sedan is how it makes you feel. You find yourself volunteering to run errands. Designating yourself as the driver. Searching for the longest route, just to extend the sheer joy of driving. It's when you feel that the car is an extension of yourself, exhibiting quick reflexes and unfazed predictability through S-curves, hairpins, switchbacks. That's why every component of the Legacy, with its precise rack-and-pinion steering, rigid and lightweight body structure, 4-wheel disc brakes and independent suspension, is geared toward delivering a distinctly emotional experience.



VDC VEHICLE DYNAMICS CONTROL

The available electronic stability control system helps keep you on your intended path by measuring variables such as steering input and braking. If the system senses the vehicle deviating from its intended course, VDC applies individual brakes and/or reduces engine power to help keep you safely in control.

BRAKES

Accurate control and deceleration without fade. Every Legacy is equipped with four-wheel disc brakes that are enhanced with Anti-lock Brake System (ABS) and Electronic Brake-force Distribution (EBD) that optimally reapportions stopping power to the front and rear wheels.

SUSPENSION

The inspiration Subaru engineers gained from driving on some of the world's greatest roads, coupled with the insights learned from the daily rigors of real-world driving, went into the development of our 4-wheel independent suspension. The result? The responsiveness of a precision-tuned vehicle that also provides a supple, fluid ride.

2.5 GT spec.B AND 3.0R LIMITED SUSPENSION

Outfitted with a Bilstein® sport suspension, the spec.B and the 3.0R Limited takes it a step beyond. The spec.B uses aluminum components to reduce weight. Both ride on inverted strut suspension in front, and 18-inch wheels with wide, performance-oriented tires to maintain optimal adhesion. All working together to form an intimate connection to the road.

A high-angle, wide shot of the interior of a Subaru Legacy 2.5 GT Limited. The view is from the driver's side looking towards the passenger side. The car features a light beige or taupe leather interior with dark stitching. The dashboard, center console, and door panels are finished with a dark wood-grain trim. The steering wheel is black with the Subaru logo in the center. The instrument cluster and infotainment screen are visible. The car is parked in a bright, open area, possibly a desert or coastal landscape, with a clear blue sky and a bright sun low on the horizon, creating a warm, golden light. The overall atmosphere is one of luxury and refinement.

> **COMFORT**
ENHANCED WITH REFINEMENT



INTERIOR

Practicality, infused with pure indulgence. A cabin must foremost be functional, with controls placed to fall naturally to the hand and versatility for your passengers and belongings. But refined materials on every surface and thoughtful details throughout make every drive in the Legacy more rewarding. Take, for example, the steering wheel. Not only does it tilt and telescope to suit your ideal driving position, it also houses the available controls to manage the audio system, multifunction display, cruise control and the SI-DRIVE system, so that you may govern your environment exactly as you want it. Sometimes it's the small details that make getting into your Legacy each morning a joy.

60:40
SPLIT-FOLDING REAR SEATS



SATELLITE RADIO

Listen to rock, jazz, classical or any channel in digital-quality sound, wherever your journey may take you. Every Legacy is pre-wired for XM® or SIRIUS™ Satellite Radio that lets you access over 130 channels of satellite feed.¹

PADDLE SHIFTERS

Shift up. Shift down. Choose the gears of the 5-speed automatic transmission while keeping your hands on the wheel with the available paddle shifters. And it's paired with rev-matching downshift control to deliver smooth gear changes as you downshift.

NAVIGATION SYSTEM

Just a few taps on the available touch-screen GPS navigation system and you'll have a guide, across town or across the country. When not in use, you can get information on your fuel economy, get maintenance reminders, and use a calendar and calculator. It even controls some vehicle settings.

AUXILIARY JACK

Keep your playlist close by with the auxiliary audio jack, which will accommodate your iPod® or virtually any portable media player. Just plug it in and your tunes will flow through the speakers.

HEATED FRONT SEATS

Shivering on cold mornings while waiting for the cabin to warm up becomes a thing of the past with the available heated seats for the driver and front passenger. The four-adjustment setting lets you choose between warm and extra toasty.

¹ With your paid subscription and additional equipment.



> ENGINEERING
FOR AGILITY AND PROTECTION

STRENGTH AT ITS CORE



Our multidimensional approach to safety is integrated into every Subaru. Every part, from advanced control technologies right down to the welds of the reinforced structure, has been engineered to provide the greatest amount of protection. Providing you with the peace of mind that is the essence of every Subaru experience.

“Top Safety Pick”¹ - Insurance Institute for Highway Safety

★★★★★ for front and side impact collisions.²

- National Highway Traffic Safety Administration

ACTIVE SAFETY

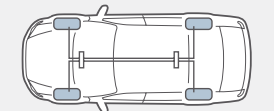
Keeping you safe begins with the seamless traction of Subaru Symmetrical AWD and responsive handling to help keep your vehicle in control. These inherent Subaru advantages are supported by a comprehensive array of features to help you in an emergency. At Subaru, every innovation is designed with your protection in mind.

ELECTRONIC STABILITY CONTROL



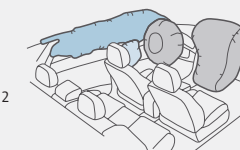
The computer sensors of the available Vehicle Dynamics Control (VDC) system continually monitor driving conditions to detect and help correct unintended deviations in the vehicle's trajectory and help set you back on the correct path.

TRACTION



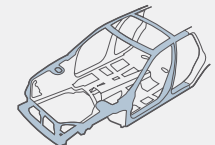
Standard full-time AWD automatically adjusts power front and rear, helping to maintain greater traction, no matter what the road surface or the weather has in store, helping you to maintain better control of your Legacy.

FRONT, SIDE AND SIDE-CURTAIN AIR BAGS²



An intelligent front air bag system senses front-passenger seat occupancy to determine the safest deployment level. Side curtain air bags help protect front and outboard rear seat passengers.

REINFORCED CONSTRUCTION



Engineered for exceptional strength to help maintain the integrity of the cabin structure, the innovative Subaru ring-shaped reinforcements around the passenger compartment also help dissipate crash-impact energy away from occupants.

PASSIVE SAFETY

Subaru innovations not only help you evade a collision. They help you and your passengers avoid injury, thanks to features like side-impact beams, active front head restraints and the Subaru safety pedal system. And a full array of air bags and a Ring-Shaped Reinforcement Frame around the cabin help dissipate the energy of an impact. Together, they help the Legacy achieve top ratings in crash tests.

¹ Ratings for 2007 Legacy. Rating based on Insurance Institute for Highway Safety 40-mile-per-hour frontal crash test, 31-mile-per-hour side-impact test, and 20-mile-per-hour rear-impact test. For more information, contact the Insurance Institute for Highway Safety or visit their website at www.iihs.org.

² Ratings for 2007 Legacy. Government star ratings are part of the National Highway Traffic Safety Administration's (NHTSA's) New Car Assessment Program. Visit safercar.gov for more information.

³ Always wear seat belts. Children should be properly restrained in the rear seat.

YOUR SUBARU. YOUR WAY.



2.5i AND 2.5i SPECIAL EDITION

Performance and value. Get a full complement of safety features such as side curtain air bags and amenities like a tilt-and-telescopic steering wheel. The 2.5i Special Edition adds a power moonroof and an 8-way power driver's seat. Both are moved by the powerful and efficient 170-horsepower 4-cylinder SUBARU BOXER engine.

2.5i LIMITED

Ratchet up the luxury factor with the 2.5i Limited. Enjoy leather-trimmed seating, heated front seats, a 6-disc in-dash CD changer, dual-zone automatic climate control, a standard 4-speed automatic transmission with SPORTSHIFT* and available Vehicle Dynamics Control (VDC).

2.5 GT LIMITED

Experience the thrill of turbocharged acceleration. The 2.5 GT Limited is motivated by 243 horsepower, and moderated by the SI-DRIVE performance management system. Match it up with your choice of a 5-speed manual or a 5-speed SPORTSHIFT automatic with race-inspired steering-wheel-mounted paddle shifters.



2.5 GT spec. B

The spec. B elevates Legacy to a higher level by adding a performance-enhanced suspension with Bilstein shocks and a 6-speed manual transmission. Add Alcantara-trimmed performance-design front seats for enthusiastic driving, unique side moldings and 18-inch aluminum-alloy wheels, and watch the competition fade from your rearview mirror.

3.0R LIMITED

The flagship Legacy. Get all the performance and luxury advantages of the 2.5 GT spec. B but with two extra cylinders for even smoother acceleration. On the standard equipment list is a 5-speed SPORTSHIFT automatic transmission with paddle shifters to make the most of all 245 horsepower, as well as perforated leather-trimmed seats and a touch-screen navigation system.

Legacy Specifications

ENGINE AND DRIVETRAIN	2.5i AND 2.5i SPECIAL EDITION	2.5i LIMITED	2.5 GT LIMITED	2.5 GT SPEC. B	3.0R LIMITED
Engine	2.5-liter SOHC aluminum-alloy 16-valve horizontally opposed 4-cylinder SUBARU BOXER engine with i-Active Valve Lift System. Platinum-tipped spark plugs.		2.5-liter DOHC intercooled, turbocharged aluminum-alloy 16-valve 4-cylinder horizontally opposed SUBARU BOXER engine with Active Valve Control System. Iridium spark plugs.		3.0-liter DOHC aluminum-alloy 24-valve 6-cylinder horizontally opposed SUBARU BOXER engine with Active Valve Control System and Active Valve Lift System. Iridium spark plugs.
Power	170 hp @ 6,000 rpm		243 hp @ 6,000 rpm		245 hp @ 6,600 rpm
Torque	170 lb.-ft. @ 4,400 rpm		241 lb.-ft. @ 3,600 rpm		215 lb.-ft. @ 4,200 rpm
SI-DRIVE performance management system	Not available		Subaru Intelligent Drive (SI-DRIVE) enables three distinctively different modes of vehicle performance characteristics by regulating the engine control unit (ECU), the automatic transmission control unit (if equipped), and by fine-tuning the electronically controlled throttle.		
Manual transmission	Standard fully synchronized 5-speed manual	Not available	Standard fully synchronized reinforced 5-speed manual	Standard fully synchronized 6-speed manual	Not available
Automatic transmission	4-speed adaptive electronic direct-control automatic with SPORTSHIFT® manual control 2.5i and 2.5i S.E.: Optional. 2.5i Limited: Standard.		Optional 5-speed adaptive electronic SPORTSHIFT automatic with downshift rev-matching control	Not available	Standard 5-speed adaptive electronic SPORTSHIFT automatic with downshift rev-matching control
Emissions	Certified Low Emission Vehicle (LEV2) ¹		Certified Low Emission Vehicle (LEV2)		

FUEL

Fuel economy (city/highway)	Manual Automatic	20/27 mpg 20/27 mpg	N/A 20/27 mpg	18/24 mpg 18/24 mpg	17/24 mpg N/A	N/A 17/24 mpg
Fuel requirement	Unleaded gasoline (87 octane)		Premium unleaded gasoline required (91 octane)		Premium unleaded gasoline recommended (91 octane) ²	

SUBARU SYMMETRICAL ALL-WHEEL DRIVE

Continuous All-Wheel Drive	Models equipped with 5- or 6-speed manual transmissions utilize a viscous-type locking center differential with torque distribution normally configured at a 50/50-split front-to-rear. If wheel speed differs between front and rear axles, the system helps distribute power to the wheels with the most traction. 2.5 GT Limited models equipped with a viscous-type limited-slip rear differential. 2.5 GT spec.B equipped with a Torsen® limited-slip rear differential.
Active All-Wheel Drive	Models equipped with 4-speed automatic transmission utilize an electronically controlled variable transfer clutch to distribute power to where traction is needed. Sensors monitor parameters such as wheel slippage, throttle position and braking, to help determine torque distribution and direct it to the wheels with optimum traction.
Variable Torque Distribution (VTD) All-Wheel Drive	Models equipped with 5-speed automatic transmission utilize an electronically controlled variable transfer clutch in conjunction with a planetary-type center differential, and a viscous-type limited-slip rear differential. Torque distribution is normally configured at a performance-oriented rear-wheel-biased 45/55-split front-to-rear. Sensors monitor parameters such as wheel slippage, throttle position and braking to help determine torque distribution and direct it to the wheels with optimum traction.

STABILITY AND TRACTION

Vehicle Dynamics Control (VDC)	VDC electronic stability control utilizes sensors which constantly monitor wheel speed, steering angle, brake pressure, vehicle yaw rate and lateral g-forces. If VDC detects a difference between the driver's intended path and the one the vehicle is actually taking, VDC applies braking power and/or reduces engine torque to help correct vehicle path. 2.5i and 2.5i S.E.: Not available. 2.5i Limited and 2.5 GT Limited: Optional. 2.5 GT spec.B and 3.0R Limited: Standard.
Traction Control System (TCS)	VDC also incorporates an all-wheel, all-speed traction control system which senses a loss of traction and applies braking force to the slipping wheel or wheels as necessary to maintain vehicle motion.

CHASSIS

Steering	Engine-speed-sensing variable power-assisted rack-and-pinion. Turns lock-to-lock: 3.2. Ratio: 16.5:1. Turning circle: 35.4 ft.	Engine-speed-sensing variable power-assisted rack-and-pinion. Turns lock-to-lock: 2.8. Ratio: 15:1. Turning circle: 35.4 ft.	Engine-speed-sensing variable power-assisted rack-and-pinion. Turns lock-to-lock: 2.6. Ratio: 15:1. Turning circle: 38.0 ft.
Suspension	4-wheel independent suspension. Front: Strut type with lower L-arm. Antidive geometry. Rear: Multilink. Front and rear stabilizer bars.		4-wheel independent suspension with sport-tuned Bilstein® shocks. Front: Inverted-strut-type (2.5 GT spec .B: with aluminum-alloy control arms). Rear: Multilink (2.5 GT spec.B: with aluminum-alloy rear arms and upper links).
Brakes	4-wheel disc, ventilated front. 4-channel, 4-sensor ABS with Electronic Brake-force Distribution (EBD).	4-wheel disc, ventilated front and rear. 4-channel, 4-sensor ABS with Electronic Brake-force Distribution (EBD).	
Brake discs	Front: 11.5 in./Rear: 10.6 in.		Front: 12.3 in./Rear: 11.3 in.

WHEELS AND TIRES

Wheels	17 x 7.0-inch 5-spoke aluminum-alloy. Silver finish.	17 x 7.0-inch 6-spoke aluminum-alloy. Silver finish.	18 x 7.0-inch 10-spoke aluminum-alloy. High luster gray finish.	18 x 7.0-inch 7-spoke aluminum-alloy. Silver finish.
Tires	205/50 R17 88V M+S all-season	215/45 R17 91W M+S all-season	215/45 R18 89Y summer performance	215/45 R18 89W all-season

EXTERIOR DIMENSIONS

Length/Width/Height	185.0 in./ 68.1 in./56.1 in. (2.5 GT spec.B and 3.0 R Limited: 56.5 in.)					
Wheelbase	105.1 in.					
Track (front/rear)	58.9 in./58.5 in.					
Base curb weight (manual/automatic)	2.5i 3,270 lbs./ 3,325 lbs.	2.5i SPECIAL EDITION 3,305 lbs./ 3,360 lbs.	2.5i LIMITED N/A/ 3,365 lbs.	2.5 GT LIMITED 3,415 lbs./ 3,490 lbs.	2.5 GT SPEC. B 3,530 lbs./ N/A	3.0R LIMITED N/A/3,545 lbs.
Coefficient of drag (cd)	0.31					

INTERIOR DIMENSIONS

Headroom (front/rear)	39.5 in./36.5 in. (with moonroof: 37.6 in./36.5 in.)
Legroom (front/rear)	44.1 in./33.9 in.
Shoulder room (front/rear)	54.2 in./53.7 in.
Passenger volume	93.5 cu. ft. (with moonroof: 90.9 cu. ft.)
Cargo volume	11.4 cu. ft.

Legacy Equipment

EXTERIOR	2.5i	2.5i SPECIAL EDITION	2.5i LIMITED	2.5 GT LIMITED	2.5 GT SPEC. B	3.0R LIMITED
Projector-beam low-beam and multireflector high-beam headlights	●	●	●	●	●	●
Fog lights	○ ³	○ ³	●	●	●	●
Functional hood scoop (feeds turbocharger intercooler)	–	–	–	●	●	–
Body-color door handles and side mirrors	●	●	●	●	●	●
Body-color side mirrors with integrated turn signals	–	–	–	●	●	●
Heated side mirrors and windshield wipers de-icer	–	–	●	●	●	●
Two-speed windshield wipers with variable intermittent mode	●	●	●	●	●	●
Aerodynamic side ground effects	●	●	●	●	–	–
Aerodynamic side ground effects with chrome trim	–	–	–	–	●	●
Dual chrome exhaust outlets	●	●	●	●	●	●
Power tilt/sliding-glass moonroof	–	●	●	●	●	●

SEATING AND TRIM

6-way manually adjustable driver seat with manually adjustable lumbar support. 4-way manually adjustable front-passenger seat.	●	–	–	–	–	–
8-way power driver seat with manually adjustable lumbar support. 4-way manually adjustable front-passenger seat.	–	●	●	–	–	–
8-way power driver seat and 4-way power front-passenger seat, both with manually adjustable lumbar support	–	–	–	●	●	●
2-position driver seat memory	–	–	–	–	●	–
4-stage heated front seats	–	–	●	●	●	●
Performance-design front seats	–	–	–	●	●	●
60/40-split flat-folding rear seatback	●	●	●	●	●	●
3-spoke steering wheel with cruise control buttons	●	●	–	–	–	–
Leather-wrapped 3-spoke steering wheel with cruise control buttons	–	–	●	–	–	–
Leather-wrapped 3-spoke steering wheel with audio system, SI-DRIVE Sport Sharp mode, cruise control and multifunction screen controls	–	–	–	●	●	●
Manually adjustable tilt/telescoping steering column	●	●	●	●	●	●
Leather-wrapped manual transmission shifter handle	–	–	–	●	●	–
Leather-wrapped automatic transmission shifter handle with Chestnut woodgrain-patterned inlay ⁴	–	–	●	○	–	●
Leather-wrapped automatic transmission shifter handle with Elm woodgrain-patterned inlay ⁵	–	–	●	○	–	●
Automatic transmission SPORTSHIFT® paddle shifters	–	–	–	○	–	●
Cloth upholstery	●	●	–	–	–	–
Leather-trimmed upholstery	–	–	●	●	–	●
Leather-trimmed upholstery with Alcantara® seat inserts	–	–	–	–	●	–
Titanium metallic trim on doors and console	●	●	–	–	●	–
Titanium metallic trim with Chestnut woodgrain-patterned accents ⁴	–	–	●	●	–	●
Titanium metallic trim with Elm woodgrain-patterned accents ⁵	–	–	●	●	–	●

CONVENIENCE FEATURES


Power front and rear windows with driver's auto-down	●	●	●	●	●	●
Electronically controlled cruise control	●	●	●	●	●	●
Integrated key fob with lock, unlock and panic functions	●	●	●	●	●	●
Dual cup holders in center console with retractable lid. Retractable dual rear cup holders.	●	●	●	●	●	●
Sun visors with extenders and illuminated vanity mirrors	●	●	●	●	●	●
In-dash storage compartment	●	●	●	● ⁶	–	–
Center console with armrest and enclosed storage compartment	●	●	●	●	●	●
12-volt power outlet in dash and center console storage compartment	●	●	●	●	●	●
Trunk-area-concealed under-floor storage tray. Dual grocery bag hooks.	●	●	●	●	●	●
Remote starter prewiring ³ (automatic transmission only)	●	●	●	●	–	●

AUDIO AND COMMUNICATION SYSTEMS

100-watt 6-speaker audio system with single-disc in-dash CD player and MP3/WMA capability	●	●	–	–	–	–
100-watt 6-speaker audio system with 6-disc in-dash CD changer, MP3/WMA capability and SRS WOW™ 3D audio enhancement	–	–	●	●	●	●
Auxiliary audio jack for portable media players	●	●	●	●	●	●
XM® or SIRIUS™ Satellite Radio capability ³	●	●	●	●	●	●
Steering-wheel-mounted audio controls	–	–	–	●	●	●
Touch-screen GPS navigation system	–	–	–	○ ⁷	●	●

Colors

Paint



Satin White Pearl




Quartz Silver Metallic



Harvest Gold Metallic




Newport Blue Pearl



Deep Bronze Metallic



Diamond Gray Metallic



Obsidian Black Pearl

Upholstery



Warm Ivory Cloth



Off Black Cloth



Warm Ivory Leather



Off Black Leather



Off Black Leather/Alcantara®

GENUINE SUBARU ACCESSORIES

Make a Subaru your Subaru with Genuine Subaru Accessories. From styling enhancements to storage solutions, you can outfit your Subaru to be as unique as your adventures, giving you the versatility to take everything—and anything—you need. And backed by a 3-year, 36,000 limited warranty, they're built with Subaru reliability in mind.

¹ AUTO-DIMMING MIRROR WITH COMPASS AND HOMELINK®

The rearview mirror darkens when headlights are detected from behind the vehicle. And it includes an electronic compass and three integrated HomeLink buttons which can be programmed to operate most garage door openers and other HomeLink compatible devices.

² HOOD PROTECTOR

This hood protector is designed to match the contours of the hood and helps protect it from stone chips and bugs.

³ CENTER ARMREST EXTENSION

For additional comfort when driving, the center armrest extension raises up and forward.

⁴ MOONROOF AIR DEFLECTOR

This moonroof air deflector helps reduce wind noise and cuts sun glare.



1



2



3



4



5



6

⁵ MOMO SHIFT KNOB

The machined aluminum shift knob with a satin finish and perforated leather accents adds a stylish performance look to your vehicle.

⁶ CARGO NET

Neatly hold cargo and prevent it from sliding while the vehicle is in motion.

⁷ SUBWOOFER/AMPLIFIER

Enjoy super bass sound you not only hear but feel with this audio enhancement.

⁸ REMOTE ENGINE STARTER

Conveniently allows vehicle to be started by remote control (up to 400 feet away depending on obstructions) so that the vehicle's interior temperature is more comfortable upon entry.

LEGACY

Color

Combinations

PAINT

UPHOLSTERY	2.5i AND 2.5i SPECIAL EDITION		2.5i LIMITED		2.5 GT LIMITED		2.5 GT SPEC. B	3.0R LIMITED	
	Off Black Cloth	Warm Ivory Cloth	Off Black Leather	Warm Ivory Leather	Off Black Leather	Warm Ivory Leather	Off Black Leather/Alcantara	Off Black Leather	Warm Ivory Leather
Satin White Pearl	-	•	-	•	-	•	-	-	-
Quartz Silver Metallic	•	-	-	-	•	-	-	•	-
Harvest Gold Metallic	-	•	-	-	-	-	-	-	•
Newport Blue Pearl	-	•	-	•	-	•	-	-	-
Deep Bronze Metallic	-	-	-	•	-	•	-	-	•
Diamond Gray Metallic	-	-	•	-	•	-	•	-	-
Obsidian Black Pearl	•	-	•	-	•	-	-	•	-

• Available - Not available

GENUINE SUBARU ACCESSORIES

Make a Subaru your Subaru with Genuine Subaru Accessories. From styling enhancements to storage solutions, you can outfit your Subaru to be as unique as your adventures, giving you the versatility to take everything—and anything—you need. And backed by a 3-year, 36,000 limited warranty, they're built with Subaru reliability in mind.

¹ AUTO-DIMMING MIRROR WITH COMPASS AND HOMELINK®

The rearview mirror darkens when headlights are detected from behind the vehicle. And it includes an electronic compass and three integrated HomeLink buttons which can be programmed to operate most garage door openers and other HomeLink compatible devices.

² HOOD PROTECTOR

This hood protector is designed to match the contours of the hood and helps protect it from stone chips and bugs.

³ CENTER ARMREST EXTENSION

For additional comfort when driving, the center armrest extension raises up and forward.

⁴ MOONROOF AIR DEFLECTOR

This moonroof air deflector helps reduce wind noise and cuts sun glare.



⁵ MOMO SHIFT KNOB

The machined aluminum shift knob with a satin finish and perforated leather accents adds a stylish performance look to your vehicle.

⁶ CARGO NET

Neatly hold cargo and prevent it from sliding while the vehicle is in motion.

⁷ SUBWOOFER/AMPLIFIER

Enjoy super bass sound you not only hear but feel with this audio enhancement.

⁸ REMOTE ENGINE STARTER

Conveniently allows vehicle to be started by remote control (up to 400 feet away depending on obstructions) so that the vehicle's interior temperature is more comfortable upon entry.



⁹ SATELLITE RADIO

Listen to over 130 channels of music, sports, news, weather, talk and comedy, all in crystal clear digital-quality sound. Your choice of XM¹ or SIRIUS.²

¹⁰ CARGO ORGANIZER

Conveniently transports your outdoor gear or up to four grocery bags. Quickly collapses for easy storage when not in use.



¹³ REAR SPOILER

Color-matched rear spoiler adds a stylish performance look to your vehicle. Includes integrated brake light.

¹⁴ ALL-WEATHER FLOOR MATS

Custom-fitted, heavy-gauge floor mats help protect your vehicle's carpet from sand, dirt and moisture.

Not intended for use over top of carpeted floor mats

¹¹ FOG LIGHTS

Cast a low, wide beam of light to enhance vision in inclement weather.

¹² SPLASH GUARDS

Help protect your vehicle's paint finish from stone chips and road grime with these custom fitted splash guards. Set of four.

¹ Required monthly subscription sold separately after trial period ends. Other fees and taxes may apply, including a one-time activation fee. Subscription fee is consumer only. All fees and programming subject to change. Subscriptions subject to Customer Agreement included with the XM Welcome Kit and available at xmradio.com. Only available in the 48 contiguous United States. © 2007 XM Satellite Radio Inc.

² Required monthly subscription sold separately after trial period ends. Other fees and taxes may apply, including a one-time activation fee. Subscription fee is consumer only. All fees and programming subject to change. Hardware, subscription and activation fee required. Hardware and subscription sold separately. Installation required with some equipment. For full Terms and Conditions, visit Sirius.com. Prices and programming are subject to change. Not available in HI and AK

FOR A COMPLETE LIST OF AVAILABLE ACCESSORIES, VISIT YOUR LOCAL SUBARU DEALER OR LOG ON TO WWW.SUBARU.COM.

OWNERSHIP BENEFITS

Enjoying your Subaru for years to come—that's the promise of our comprehensive warranties and roadside assistance program. It's a fact attested to by 95% of Subaru vehicles sold in the past 10 years that are still on the road today¹. It's the confidence you feel when you get behind the wheel.

NEW CAR LIMITED WARRANTY

3 years or 36,000 miles, whichever comes first.

POWERTRAIN LIMITED WARRANTY

5 years or 60,000 miles, whichever comes first.

RUST PERFORATION LIMITED WARRANTY

5 years, unlimited mileage.

WEAR ITEM LIMITED WARRANTY

3 years or 36,000 miles, whichever comes first. We cover you where others don't. Repairs to the following items will also be covered under warranty.

- Brake Pads
- Clutch Linings
- Shoe Linings
- Wiper Blades
- Transmitter Batteries

THE SUBARU ROADSIDE ASSISTANCE PROGRAM

This comprehensive package covers all 2008 Subaru vehicles during the first 3 years or 36,000 miles, whichever comes first. By calling the toll-free number in the Owner's Information Kit, Subaru owners can take advantage of any of the following benefits:

- 24-hour Roadside Assistance, seven days a week, 365 days a year, throughout the continental United States including Alaska.
- Emergency Towing Service to the nearest authorized Subaru dealer.
- Emergency Roadside Assistance for jump starts, gasoline (up to two gallons), flat tire change, emergency lockout service (lost key or key is locked in the vehicle) and emergency fluid replacement.

SUBARU ADDED SECURITY®

It's possibly the most important option you choose. Protect your investment with a Subaru Added Security extended service contract—the only one backed by Subaru of America, Inc. Ask your salesperson for coverage details and assistance in selecting the plan that's best for you, up to 7 years or 100,000 miles.

SUBARU.COM

Begin your Subaru experience right in your own home. Here, you can find extensive information, including specs, photos and reviews. Build your own Subaru, locate dealers and schedule a test drive. After your purchase, activate your free My.Subaru site, where Subaru owners can track their vehicle's service history, schedule service appointments, receive special offers exclusive to My.Subaru members and much more.

SHARE THE EARTH

Integral to the Subaru ownership experience is understanding our never-ending commitment to finding innovative ways of preserving the environment. It's about leaving as small a footprint as possible—respecting the Earth, respecting the future, and respecting the consumer. Resulting in technology with real-world benefits that everyone can enjoy.



As a corporation, we feel that it is essential to be responsible citizens of Planet Earth. Our dedication to ease the burden on the environment at every stage begins from the time that a vehicle is conceptualized to when it's fully integrated into your life. During the process, we've become the first U.S. auto assembly plant to achieve zero landfill status, with the entire plant generating less waste than the average U.S. household. We've received ISO 14001 certification for recycling and waste reduction in every stage of manufacturing, marketing and sales. And we offer a full array of vehicles that meet PZEV (Partial Zero Emissions Vehicle) classification². Some of our most popular models have available engines that have received the EPA's stringent SmartWay designation, which means they emit lower amounts of pollutants that cause smog. Spew less of the carbon dioxide that causes global warming. And have impressive fuel economy compared to other vehicles in their class. We think that owning a Subaru should be as rewarding as driving one.

¹ Based on R. L. Polk & Co. registration data in the U.S. 1997 to 2006. ² For 2008 Outback 2.5i, Legacy 2.5i and Forester 2.5X models certified as Partial Zero Emission Vehicles (PZEV) that are sold, registered and operated in California, Connecticut, Maine, Massachusetts, New York, Rhode Island or Vermont all emission parts are covered for 15 years/150,000 miles, whichever comes first. For complete warranty and program information, including coverage and disclosures see your Subaru dealer or log on to www.subaru.com.





Ready for smarter performance.

It's what makes a Subaru, a Subaru.



SUBARU.COM

This brochure is printed in the U.S.A. on recycled paper. ©
©2007 Subaru of America, Inc. 08.LEG.SRB.525 (S-6584, 175,350, 6/07, CG)