

2011 Subaru Tribeca

2011 Tribeca



Love. It's what makes a Subaru, a Subaru.



Who says quality time
can't come in big quantities?

The 2011 Subaru Tribeca.






**Space for everyone.
Everything a family needs.**

Good memories last a lifetime. Whether you're taking the whole family cross-country, dropping your kids off at school or surprising a loved one with dinner in the city, you can count on your Tribeca to make every occasion unforgettable. You'll enjoy stretch-out room for up to seven and innovative storage solutions at every turn. And when the going gets tough, you and your family will have peace of mind knowing the Subaru Symmetrical All-Wheel Drive system will deliver traction and stability when you need it most. When it comes to making lasting memories, there are no wrong places. Just a right way of getting there.





Love every mile.
Live every moment.



Getting out there. Getting going. Getting to where your life is lived. Whether you're taking a new turn or simply taking a break, we build every Subaru to help you take it all in. With Symmetrical All-Wheel Drive, you have the stability and control to drive with confidence where you want, when you want. Smart features help you do more of what you live for, and award-winning safety helps you do it with assurance. It's the joy of having a car that you don't just love to drive, but one built for life. And we think that's why owners always tell us, "I love my Subaru."

Love. It's what makes a Subaru, a Subaru.

The government's highest crash
test rating for all four categories¹.

—National Highway Traffic Safety Administration



All-road Agility

All-weather Conditions

Active Safety


Confident Handling

Quicker Response

There are only four small patches of rubber that keep you in control of your vehicle. The more your tires are engaged the more control you have. Subaru keeps more power routed to all four tires than some other systems that only fully engage as a reaction to slippage that has already occurred.

Better Balance

Every Subaru is built for AWD from the ground up. This allows us to build a balanced, symmetrical drivetrain that is free of the extra components some other systems need to get power to all four wheels. This symmetry and balance means stability that helps make driving your Subaru safer and agility that makes it more fun.



All wheels. All roads. All the time.

Subaru Symmetrical All-Wheel Drive

Wherever, whenever, or however you drive, control and confidence come from one place—where your tires meet the road. Subaru has spent nearly 40 years developing a system to get the most of those few points of contact, for traction and control that will help you feel empowered on rough roads and in bad weather. A system that can make smooth roads more engaging, and can help you avoid danger with greater surety. Discover the balance and stability that Subaru Symmetrical All-Wheel Drive delivers, knowing that your Subaru is ready to get you out there—wherever that may be.

Efficient Design

Because power in some systems must route through extra components, these systems not only sacrifice efficiency, but also can incur more wear and tear. Subaru routes power directly from the engine to all four wheels to keep components—and frictional power losses—to a minimum.



Learn more about the benefits
of Subaru AWD.
subaru.com/awd

Low profile. Big difference.

Subaru Boxer Engine

Better engines start with better ideas. That's why we think about engines a little differently. And it's why every Subaru is powered by the SUBARU BOXER® engine. It features a unique horizontally opposed design and symmetrical layout. The design advantages it has over "V" or inline engines means it provides powerful, yet smooth acceleration, while at the same time helping to create a more stable and balanced vehicle. It's an insightful difference that has the power to make driving more engaging.



Horizontally Opposed Design

The pistons move in 180-degree opposition to each other on a horizontal plane, so each naturally cancels out the vibration of the piston opposite it. >>

Durable Construction

The engine's flat design is inherently rigid, and reduces the amount of vibration that "V" or inline engines—with more upright pistons—are subjected to during operation. >>

Lower Center of Gravity

The flatter profile and symmetrical design of the engine block, and the fact that it sits lower in the chassis, make the overall vehicle more stably balanced and resistant to side-to-side motion than other designs. >>

Smoother Operation

Step on the accelerator and the revs come on smooth. While there's plenty of power when you need it, it never compromises your comfort or control. >>

Increased Durability

An engine subjected to less vibration lasts longer. It's no wonder 95% of Subaru vehicles built in the last 10 years are still on the road today.¹ >>

¹ Based on R. L. Polk & Co. registration data in the U.S. 1999 to 2009.

Greater Agility

The vehicle responds more quickly to changes in direction, which gives a feeling of tightness in turns. And it's less likely to become unstable during maneuvers, giving you an increased feeling of being in control at all times. >>



Find out more about
how our engine compares.
subaru.com/boxer-engine



You'll want to drive more
not just bring more.

Double-wishbone Rear Suspension

| 256 Horsepower


| Symmetrical AWD

Dynamic Handling

With surefooted capability and excellent cargo and towing capacity, the Tribeca is no lightweight. But the way it handles is anything but heavy or sluggish. It features a 4-wheel independent suspension tuned for an ideal balance of sharp responsiveness and smooth, comfortable compliance. With a double-wishbone rear design, this versatile suspension helps the Tribeca react effortlessly to changing road conditions while responding quickly to your input. But the true core of its inspiring control and surprising agility is Subaru Symmetrical All-Wheel Drive. Its exceptionally balanced design helps the Tribeca maneuver more predictably, while at all times grabbing hold of as much of the road as possible.

6-cylinder Subaru Boxer Engine

Every Tribeca is powered by the 3.6-liter 6-cylinder SUBARU BOXER® engine, the largest engine Subaru offers. With 256 horsepower, it delivers more than enough power to inspire confidence in virtually any driving condition. And with a unique horizontally opposed design, that power is delivered with exceptional smoothness and stability. The Tribeca also comes standard with the smooth-shifting 5-speed automatic transmission featuring a manual shift mode. This means you can take manual control over how the Tribeca shifts for greater involvement and access to power when you want it.



Tribeca 3.6R Limited in Steel Silver Metallic with optional Power Moonroof Package.

Space to spare.
Loaded with potential.



74.4 cu. ft. Cargo Space

Many SUVs offer a spacious interior. But the Tribeca fills that space with innovations and designs that are simply smart. Every square inch of the elegant interior is maximized with distinctive features thoughtfully placed and ingenious configurations that mean just about everyone and everything fits. The flexible design lets you conveniently fold all the seats down, creating a cargo area with 74.4 cubic feet of space. With this much space, you won't ever have to leave anyone or anything behind.

Standard 3rd-row Seating

The split-folding 3rd-row seating is now standard on every Tribeca making it more family-friendly than ever. Every Tribeca now has a place for up to seven passengers. What's more, the thoughtful design of the 3rd row allows you to neatly fold down one or both of the seats for easy access to the 37.6 cubic feet of cargo space. And because you can access the 3rd row from both sides of the vehicle, getting to it is always easy.

Flexible 2nd Row

Your needs and the needs of those you take with you have a way of changing all the time. The Tribeca is ready to adapt to your life with features like the 40/20/40-split 2nd row. Its seatback splits three ways, so you can seat three across, or fold down one or two of the seatbacks to carry longer items in the cargo area. And to help accommodate varying passenger needs—from infants who need to be within easy reach, to adults who want all the legroom possible—the 2nd row slides almost eight inches forward and backward, and also reclines for comfort.

10 Cup Holders

There's no need to cry over spilled anything with ten cup holders to choose from. Every seat has one within reach. There's two in the center console, one in every door, two in the 2nd-row armrest. And even those in the back aren't left out with two on each side of the 3rd row. You'll also find a variety of conveniently placed storage compartments throughout the interior—helping you carry what you need while cutting down on clutter.

Touch-screen Navigation

Harman Kardon Audio

Bluetooth® Hands-free Connectivity



**Comfortable, connected
and entertained.**

Tribeca 3.6R Limited with Slate Gray leather and optional Navigation System.

Interior Features

The Tribeca has a wealth of available features designed to give you the comfort and control to make every drive more rewarding. It's easy to find the perfect driving position with the 8-way adjustable power driver's seat. And steering wheel-mounted controls keep key vehicle settings within easy reach. You'll quickly find your destination with the available touch-screen navigation system, which will also provide you with points of interest along the way. For even greater convenience, Bluetooth hands-free connectivity is available. This feature allows you to pair a Bluetooth-enabled phone, and make your calls with voice commands.



Entertainment Systems

With the right soundtrack, every drive can inspire. The Tribeca is available with the stunning sounds of a Harman Kardon premium audio system. It features 10 speakers placed around the cabin for optimum clarity, impact and harmonic richness. Powering the system is a 385-watt amplifier built and custom-tuned by the audio wizards at Harman Kardon. Choose from a variety of audio sources —including an available 6-disc CD changer, XM® Satellite Radio, and a versatile auxiliary jack. And with an available rear-seat DVD entertainment system at your disposal, even the longest journeys can seem like short trips.



Rear-vision Camera

Not only is the Tribeca designed for good visibility on all sides, it's also available with a back-up camera. The optional rear-vision camera, with available 3.5-inch display located conveniently in the rearview mirror, gives you a clear view behind you. Upgrade to the navigation system and you'll have a 7-inch in-dash display.

We love the things
that matter most.



Supporting Partners That Care

Subaru has spent decades building relationships with dozens of organizations that believe in building a cleaner, greener, and more hopeful world as much as we do. That's why you'll see us supporting events like Dining Out for Life, or promoting responsible recreation with Leave No Trace. Our year-end Share the Love sales event raises money for charities such as the ASPCA, Habitat for Humanity, National Wildlife Federation, Meals on Wheels and Boys & Girls Clubs of America. With the help of our generous customers, in 2010 we donated almost five million dollars to these worthy causes. We hope to see even more love in 2011.

Building Cars That Last

Life is too important to slow down with a car you can't rely on. That's why we build each of our vehicles with the highest standards of manufacturing, with designs that are inherently tough, and with engineering that can keep you going—all with quality and consistency. This commitment is why 95% of all the vehicles we've built in the last 10 years are still on the road today.¹ It's also why Subaru vehicles keep their value so well. In fact, Subaru was named the number one automotive brand for residual value by ALG for 2010.²

¹ Based on R. L. Polk & Co. registration data in the U.S. 1999 to 2009.
² Based on ALG's 2010 Residual Value Awards Brand Rankings for Mainstream Brands.

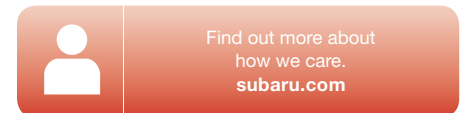


Protecting Your Investment

Once you're part of our family, we'll be there for you. Every Subaru comes with 24-hour roadside assistance for 3 years or 36,000 miles. If you have trouble on the road, a tow to the nearest Subaru dealership and other services are just a phone call away. And to protect you over the long haul, we offer Subaru Added Security[®]—extended service agreements and maintenance plans that will help protect your car for up to 7 years or 100,000 miles. Subaru Added Security offers the only mechanical and maintenance plans backed by Subaru of America, Inc., and because we've been backing them for more than 25 years, they're agreements you can trust. Your dealer has full coverage details.

Ensuring You're Fully Covered

We know you love your Subaru, but sometimes accidents happen. Subaru Equity Shield™ GAP could help you avoid further sorrow by paying all or most of a possible difference between what your insurance company covers for your Subaru that was totaled, or stolen and not recovered, and what you still owe in payments. It will even cover your deductible for up to \$1,000. Also, being part of the Subaru family may save you money on some types of insurance, such as auto and homeowners. Subaru owners may be eligible for exclusive rates through Subaru Advantage Insurance by Liberty Mutual. Find out more at subaru.com.





Discover in-depth the Subaru safety advantage. subaru.com/safety

It's more than engineering. It's a promise.

The only manufacturer with 2010 IIHS Top Safety Picks for all models.¹

—Insurance Institute for Highway Safety (IIHS)



Subaru Active and Passive Safety

When it comes to feeling confident, nothing is more important than feeling safe. That's why Subaru places safety as one of our highest priorities, and why we think about safety in 360 degrees. First, we engineer our vehicles with exceptional control and advanced accident-avoidance technologies to help keep accidents from happening in the first place. Then, we build every Subaru with protection technologies that help keep danger out, while helping to keep those inside safe. The end result is a car that—in a worst-case scenario—is one of your best possible bets.



Stopping Power

Powerful and reliable vented disc brakes are teamed with advanced technology to help you stop short of danger. Antilock brakes help make sure you don't lose traction, and the advanced Brake Assist system helps ensure maximum pressure is applied to the brakes as quickly as possible in an emergency situation.

Increased Awareness

Before you can avoid danger, you have to see it coming. Not only is the Tribeca designed for excellent visibility on all sides, it's also available with a back-up camera. The optional rear-vision camera, with available 3.5-inch display located conveniently in the rearview mirror, gives you a clear view behind you. Upgrade to the navigation system, and you'll have a 7-inch in-dash display.



Exceptional Control

Safety begins with avoidance. The traction and balance of Subaru Symmetrical All-Wheel Drive and the stability of the SUBARU BOXER® engine provide you with the outstanding control you need to react to hazards. Every Tribeca also comes standard with VDC electronic stability control, which can detect a loss of control and intervene to help keep you on your intended path.



All-around Protection

Our Ring-shaped Reinforcement Frame is exceptionally strong for maximum resistance to impact energy, while its unique configuration helps divert that energy away from occupants. To further help prevent injury, an array of sensors, including a rollover sensor, can detect an impending crash and deploy front, front-side and side-curtain airbags²—working to surround and cushion outboard occupants.

¹ Ratings based on Insurance Institute for Highway Safety's (IIHS's) 40-mile-per-hour frontal crash test, 31-mile-per-hour side-impact test, 20-mile-per-hour rear-impact test, and roof-strength test. For more information, contact IIHS or visit their website at www.iihs.org.

² Always wear seatbelts. Children should be properly restrained in the rear seat.



Nowhere to be. Just new places to go.

Make your Subaru truly yours.



All-weather Floor Mats

Custom-fitted, heavy-gauge protective mats. Help protect vehicle's carpet from sand, dirt and moisture.

Not intended for use over top of carpeted floor mats.



Moonroof Air Deflector

This air deflector helps reduce wind noise and cut sun glare.



Remote Engine Starter

Conveniently allows vehicle to start by remote control (up to 400 feet away depending on obstructions), so that the vehicle's interior temperature is more comfortable upon entry.



Front Bumper Underguard

Adding a touch of style to a rugged profile, the front bumper underguard protects the lower bumper area from brush and debris.



Trailer Hitch

When your toys are too big to fit inside, the Trailer Hitch may be what you need. Rated at 350 lbs. tongue weight and 2,000 lbs. towing capacity (3,500 lbs. with addition of accessory Transmission Oil Cooler).

Hitch ball not included. Trailer brakes may be needed.



Puddle Lights

L.E.D. lights mounted in the rocker panel trim turn on when the vehicle doors are unlocked using the keyless entry and illuminate the ground to aid entering and exiting the vehicle.



Cargo Net - Rear

Neatly holds cargo and prevents it from sliding about while the vehicle is in motion.



18-inch Chrome-finished Alloy Wheel

Ride even more stylishly with these 18-inch chrome-finished alloy wheels.



Hood Protector

The hood protector is made from a durable acrylic material that helps shield the hood from bugs and stone chips.



Kayak Carrier

Cradles and securely transports most kayak hull shapes. Includes tie-down straps with padded buckles.

Required mounting clamps sold separately. Shown with accessory Round Cross Bars, also sold separately.



Dog Guard/Compartment Separator

Provides a divider between your cargo or pet and the passenger area of the Tribeca.



Rear Bumper Cover

Helps protect upper surface of rear bumper from scratches and dings.

ENGINE AND DRIVETRAIN

Engine	3.6-liter DOHC aluminum-alloy 24-valve 6-cylinder horizontally opposed SUBARU BOXER® engine with Dual Active Valve Control System (DAVCS).
Power	256 hp @ 6,000 rpm
Torque	247 lb-ft @ 4,400 rpm
Transmission	Standard 5-speed adaptive electronic direct-control automatic with manual shift control
CA Emissions	Certified Low Emission Vehicle (LEV2 LDT2)

3.6R Premium, 3.6R Limited and 3.6R Touring

TRACTION AND STABILITY

Symmetrical All-Wheel Drive	Standard
Vehicle Dynamics Control (VDC)	VDC electronic stability control utilizes sensors which constantly monitor wheel speeds, steering angle, brake pressure, vehicle yaw rate and lateral g-forces. If VDC detects a difference between the driver's intended path and the one the vehicle is actually taking, VDC applies braking power and/or reduces engine torque to help correct vehicle path.
Traction Control System (TCS)	VDC also incorporates an all-wheel, all-speed traction control system which senses a loss of traction and applies braking force to the slipping wheel or wheels as necessary to maintain vehicle motion.

FUEL

Fuel economy (city/highway/combined) ¹	16/21/18 mpg
Fuel requirement	Unleaded gasoline (87 octane)
Fuel capacity	16.9 gallons

CHASSIS

Steering	Engine-speed-sensing power-assisted rack-and-pinion. Turning circle: 37.4 feet.
Suspension	4-wheel independent suspension. Front: Strut-type with lower L-arm. Stabilizer bar. Rear: Double wishbone. Stabilizer bar.
Brakes	4-wheel disc, ventilated front. 4-channel, 4-sensor ABS with Electronic Brake-force Distribution (EBD).
Brake discs (front/rear)	Front: 12.3 inches/ Rear: 12.4 inches
Brake Assist	When emergency braking is detected by how quickly the brake pedal is pressed, maximum brake pressure is immediately applied.

WHEELS AND TIRES

Wheels	3.6R Premium and 3.6R Limited: 18 x 8.0-inch 5-dual-spoke aluminum alloy. 3.6R Touring: 18 x 8.0-inch 7-spoke aluminum alloy.
Tires	255/55 R18 104H M+S all-season

EXTERIOR AND INTERIOR DIMENSIONS

Length/Width/Height	191.5 inches/88.8 inches (including side mirrors)/66.4 inches (with roof rails)
Wheelbase	107.9 inches
Track (front/rear)	62.2 inches/62.1 inches
Headroom (front/rear)	40.3 inches/38.2 inches (38.9 inches/38.2 inches with moonroof)
Legroom (front/2nd row/3rd row)	42.3 inches/34.3 inches/30.9 inches
Shoulder room (front/2nd row/3rd row)	58.1 inches/57.5 inches/51.3 inches
Passenger volume	133.5 cubic feet
Cargo volume	37.6 cubic feet with 2nd-row seats raised/8.3 cubic feet with 2nd- and 3rd-row seats raised
Maximum cargo volume	74.4 cubic feet with 2nd- and 3rd-row seats lowered
Base curb weight	3.6R Premium: 4,120 lbs/ 3.6R Limited: 4,214 lbs/ 3.6R Touring: 4,256 lbs
Towing capacity	3,500 lbs ²

Warranties

New Car Limited Warranty	3 years or 36,000 miles, whichever comes first.
Powertrain Limited Warranty	5 years or 60,000 miles, whichever comes first.
Wear Item Limited Warranty	3 years or 36,000 miles, whichever comes first. Repairs to the following items will also be covered under Wear Item Limited Warranty: • Brake Pads • Wiper Blades • Clutch Linings • Transmitter Batteries
Rust Perforation Limited Warranty	5 years, unlimited mileage.

EXTERIOR

	3.6R Premium	3.6R Limited	3.6R Touring
Projector low-beam and multireflector high-beam headlights	●	●	–
High intensity discharge (HID) low-beam and multireflector halogen high-beam headlights	–	–	●
Fog lights	●	●	●
Front bumper underguard	○ ³	○ ³	●
Chrome-finished door handles	●	●	●
Body-color side sills and front and rear lower bumper area	–	–	●
Body-color power mirrors with integrated turn signals	●	●	●
Heated side mirrors and windshield wiper de-icer (All-Weather Package)	●	●	●
Power tilt/sliding-glass moonroof	–	○ ⁴	●
Privacy glass for rear doors, rear quarters and rear gate	●	●	●
Raised roof rails, black-finish (3.6R Limited) or silver-finish (3.6R Touring). 150 lbs maximum capacity.	–	○ ⁴	●

SEATING AND TRIM

8-way power driver's seat and 4-way power front-passenger's seat, both with manually adjustable lumbar support	●	●	●
3-stage heated front seats (All-Weather Package)	●	●	●
2-position driver's seat memory	–	●	●
60/40-split sliding and reclining 2nd-row seats with 7.8-inch fore/aft travel and driver/passenger-side tip-forward/slide function for 3rd-row entry/exit	●	●	●
40/20/40-split flat-folding 2nd-row seatbacks. 50/50-split flat-folding 3rd-row seatbacks.	●	●	●
Leather-wrapped shifter handle	●	●	●
Leather-trimmed upholstery	–	●	●
Premium cloth upholstery	●	–	–
Silver metallic trim on dashboard, doors and center console	●	●	●

CONVENIENCE FEATURES

Auto-dimming rearview mirror with integrated back-up camera in 3.5-inch display	–	○ ⁴	●
Power front and rear windows with driver's auto-down	●	●	●
Leather-wrapped 3-spoke steering wheel with audio system buttons	●	●	●
Center console with armrest, enclosed storage compartment and rear storage drawer	●	●	●
10 cup holders	●	●	●
Overhead console with dual maplights and either sunglasses storage (3.6R Premium) or Bluetooth® hands-free phone module (3.6R Limited and 3.6R Touring)	●	●	●
HomeLink® remote transmitter with 3 memory settings	–	●	●
Dual 12-volt power outlets in center console storage compartment. Dual 12-volt power outlets in cargo area.	●	●	●
Cargo-area underfloor storage	●	●	●
4 cargo-area tiedown hooks and dual cargo-area grocery hooks	●	●	●

AUDIO SYSTEMS

100-watt 6-speaker audio system with single-disc in-dash CD player and MP3 capability	●	–	–
385-watt 10-speaker Harman Kardon premium audio system with amplifier, subwoofer, MP3 playback capability, Bluetooth hands-free phone connectivity and XM® Satellite Radio ⁵	–	●	●

INSTRUMENTATION

Analog speedometer and tachometer with illuminated red needles on black faces and white indicators	●	●	●
Digital coolant temperature and fuel gauges. Digital odometer and automatic transmission shift-position indicator.	●	●	●

CLIMATE CONTROL

Dual-zone automatic climate control system with air filtration and controls for temperature, 6-speed fan, airflow direction, automatic mode and CFC-free air conditioning	●	●	●
Rear cabin air conditioner with 4-speed fan	●	●	●

SECURITY

Keyless entry system with tailgate unlock and answer-back electronic chirp	●	●	●
Antitheft security system with engine immobilizer and answer-back electronic chirp	●	●	●

SAFETY

	3.6R Premium	3.6R Limited	3.6R Touring
ACTIVE			
Subaru Symmetrical All-Wheel Drive	●	●	●
SUBARU BOXER® engine	●	●	●
4-wheel Antilock Braking System (ABS) with Electronic Brake-force Distribution (EBD)	●	●	●
Vehicle Dynamics Control (VDC)	●	●	●
Traction Control System (TCS)	●	●	●
Brake Assist	●	●	●
Tire Pressure Monitoring System (TPMS)	●	●	●
Daytime Running Lights (DRL)	●	●	●
PASSIVE			
Dual-stage deployment driver's and front-passenger's front airbags (SRS) ⁶	●	●	●
Subaru advanced frontal airbag system ⁶	●	●	●
Side-curtain airbags protecting front and outboard 2nd-row occupants (SRS) ⁶	●	●	●
Seat-mounted front side-impact airbags (SRS) ⁶	●	●	●
Height-adjustable active front-seat head restraints	●	●	●
Three individual height-adjustable 2nd-row headrests. Two individual height-adjustable 3rd-row headrests.	●	●	●
3-point height-adjustable outboard 2nd-row and fixed 2nd-row center seatbelts. 3-point fixed 3rd-row rear seatbelts.	●	●	●
Emergency Locking Retractors at all seating positions	●	●	●
Rear child-safety door locks. LATCH system: Lower Anchors and Tethers for Children.	●	●	●
Rollover sensor (SRS) ⁶	●	●	●
Rear-vision camera	–	○	●

OPTIONAL EQUIPMENT

Power Moonroof Package:	–	○	●
Power tilt/sliding-glass moonroof, auto-dimming rearview mirror with integrated back-up camera in 3.5-inch display, Raised roof rails (150 lbs capacity)			
Navigation System:	–	○ ⁷	○
Touch-screen GPS navigation system with multifunction screen displaying rear-vision camera, audio system information, trip computer functions, outside temperature, maintenance intervals, controls for various vehicle settings, calendar, calculator and memo-taking function.			
Rear Seat Entertainment System:	–	○ ⁸	○ ⁹
Rear-seat DVD entertainment system (RSES) with 9-inch widescreen format, 2 wireless headsets, wireless remote, and auxiliary inputs for game console, video camera or other multimedia device. Video input from RSES may also be displayed on in-dash screen (with vehicle in Park).			

● Standard ○ Optional – Not available

¹ 2011 EPA fuel economy estimates. Actual mileage may vary. ² With accessory transmission oil cooler. ³ Available as an accessory on 3.6R Premium and 3.6R Limited. See your dealer. ⁴ Available on 3.6R Limited as part of option package. See equipment listing above. ⁵ Activation and monthly subscription sold separately. See your dealer. ⁶ The Supplemental Restraint System (SRS) (airbags) affords the driver and front passenger additional protection in moderate to severe frontal and side-impact collisions, and outboard 2nd-row passengers additional protection in moderate to severe side-impact collisions. This system provides supplemental protection only, and seatbelts must be worn in order to avoid injuries to out-of-position occupants upon bag deployment and to provide the best combined protection in a serious accident. Children should always be properly restrained in the rear seat. ⁷ Requires Power Moonroof Package. ⁸ Requires Power Moonroof Package and Navigation System. ⁹ Requires Navigation System.

Some images shown are for illustration purposes only. Specifications in this brochure are based on the latest product information available at the time of publication. For the most up-to-date product information, log on to subaru.com. Some equipment shown in photography in this brochure is optional at extra cost. Specific options may be available only in combination with other options. Specific combinations of equipment or features may vary from time to time and by geographic area. Certain accessories and equipment may not be available at the time of publication. Subaru of America, Inc., reserves the right to change or discontinue at any time, without notice, prices, colors, materials, equipment, accessories, specifications, models and packages without incurring any obligation to make the same or similar changes on vehicles previously sold. Colors shown may vary due to reproduction and printing processes.

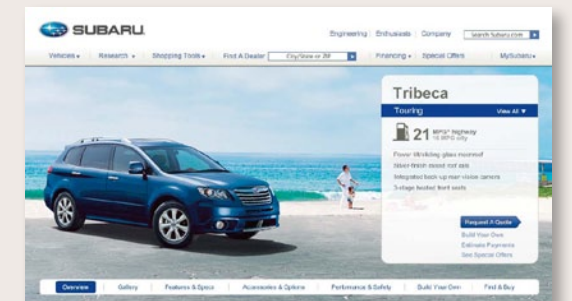
This brochure was prepared by Subaru of America, Inc. A warranty from Subaru of America, Inc., is available only on cars sold to the first retail purchaser through an authorized Subaru dealer in the continental U.S. or Alaska. Subaru, SUBARU BOXER, Subaru Added Security and Tribeca are registered trademarks. SIRIUS and XM Radio are registered trademarks of SIRIUS XM Radio Inc. iPod is a registered trademark of Apple Inc. Harman Kardon is a registered trademark of Harman International Industries, Incorporated. HomeLink is a registered trademark of Prince Corporation, a wholly-owned subsidiary of Johnson Controls. Bluetooth is a registered trademark of Bluetooth SIG, Inc. For more information, contact your Subaru dealer or log on to subaru.com.

Log on and take off.

What makes a Tribeca, a Tribeca.

Making the final decision to purchase a vehicle can be complex. That's why you'll find everything you'll need to know about being a Tribeca owner at subaru.com. Not only will you find images of the Tribeca and detailed information about it, but you'll also be able to check out special offers, ratings, reviews, and news about Subaru. We've also provided a wealth of interactive tools to help you decide if a Subaru is right for you.

subaru.com/tribeca



Subaru Gear
Our Partners
Drive Magazine

subaru.com/gear
subaru.com/partners
subaru.com/drive

3.6R Premium



- ▲ 256-hp 3.6-liter 6-cylinder SUBARU BOXER® engine
- ▲ Subaru Symmetrical All-Wheel Drive
- ▲ 5-speed automatic transmission
- ▲ 18-inch aluminum-alloy wheels
- ▲ Fog lights
- ▲ Cloth upholstery
- ▲ Leather-wrapped 3-spoke steering wheel
- ▲ 8-way power adjustable driver's seat. 4-way power adjustable front-passenger's seat.
- ▲ Dual-zone automatic climate control system
- ▲ 6-speaker audio system with MP3 playback capability
- ▲ 40/20/40-split flat-folding 2nd-row seats
- ▲ 50/50-split flat-folding 3rd-row seatbacks
- ▲ All-Weather Package

3.6R Limited



- ▲ 256-hp 3.6-liter 6-cylinder SUBARU BOXER engine
- ▲ Subaru Symmetrical All-Wheel Drive
- ▲ 5-speed automatic transmission
- ▲ 18-inch aluminum-alloy wheels
- ▲ Fog lights
- ▲ 8-way power adjustable driver's seat. 4-way power adjustable front-passenger's seat.
- ▲ 2-position driver's seat memory
- ▲ Dual-zone automatic climate control system
- ▲ All-Weather Package
- **Leather-trimmed upholstery**
- **385-watt 10-speaker Harman Kardon premium audio system with XM® Satellite Radio¹**
- **Bluetooth® hands-free phone connectivity**
- **HomeLink® remote transmitter with 3 memory settings**
- **Optional Power Moonroof Package**

3.6R Touring




- ▲ 256-hp 3.6-liter 6-cylinder SUBARU BOXER engine
- ▲ Subaru Symmetrical All-Wheel Drive
- ▲ 5-speed automatic transmission
- ▲ 18-inch aluminum-alloy wheels
- ▲ Fog lights
- ▲ Leather-trimmed upholstery
- ▲ 8-way power adjustable driver's seat. 4-way power adjustable front-passenger's seat.
- ▲ 2-position driver's seat memory
- ▲ Dual-zone automatic climate control system
- ▲ 385-watt 10-speaker Harman Kardon premium audio system with XM Satellite Radio¹
- ▲ Bluetooth hands-free phone connectivity
- ▲ HomeLink® remote transmitter with 3 memory settings
- ▲ All-Weather Package
- **Silver-finish roof rails**
- **HID headlights**
- **Power Moonroof Package**


● Additions or differences from trim level above.

¹ Activation and monthly subscription sold separately. See your dealer.

Paint



Satin White Pearl



Steel Silver Metallic



Sky Blue Metallic



Ruby Red Pearl




Caramel Bronze Pearl



Azurite Blue Pearl



Graphite Gray Metallic




Crystal Black Silica

Upholstery



Slate Gray Cloth (SGC)



Desert Beige Leather (DBL)



Slate Gray Leather (SGL)

Color Combinations	3.6R PREMIUM	3.6R LIMITED	3.6R TOURING
Satin White Pearl	-	DBL	-
Steel Silver Metallic	SGC	SGL	SGL
Sky Blue Metallic	SGC	SGL	-
Ruby Red Pearl	-	SGL	SGL
Caramel Bronze Pearl	-	DBL	-
Azurite Blue Pearl	-	DBL	DBL
Graphite Gray Metallic	SGC	SGL	SGL
Crystal Black Silica	-	DBL	DBL

- Not available

The earth isn't disposable. Neither is a Subaru.



The Tribeca may be uniquely designed for getting out there, but at Subaru, we put just as much emphasis on not leaving it out there. First, we build vehicles for maximum durability, because more time spent on the road is less time in a landfill. It's why 95% of the vehicles we've built in the last 10 years are still on the road today.¹ We also work diligently to cut waste before the car ever rolls out of the factory. In 2004, Subaru of Indiana Automotive, Inc. (SIA) became the first manufacturing facility in the U.S. to reach zero landfill status—nothing from its manufacturing efforts ever goes into a landfill. Subaru facilities in Japan have achieved similar goals in reusing and recycling. And if we make the world a cleaner and greener place while making cars that inspire and motivate their drivers, we've done our job.



Find out more about our efforts to keep it cleaner and greener.
subaru.com/environment



These brochures were printed with vegetable-based inks and produced using a "Green Printing Process" and FSC standards. The Forest Stewardship Council (FSC) is an international organization that brings people together to find solutions which promote responsible stewardship of the world's forests and environments.

By producing these brochures in a green way rather than by traditional methods, we saved 49 trees preserved for the future; 143 lbs water-borne waste not created; 20,970 gallons wastewater flow saved; 2,320 lbs solid waste not generated; 4,568 lbs net greenhouse gases prevented; 34,966,365 BTUs energy not consumed.

¹ Based on R. L. Polk & Co. registration data in the U.S. 1999 to 2009.

