



GENESIS

GENESIS G80



GENESIS G80 - THE SECOND GENESIS

Mindful Innovation.

The second Genesis, embodying Genesis brand values and philosophy, is here.

Genesis strives to create the finest automobiles and related products
and services for connoisseurs around the globe.

It seamlessly connects mobility, design, and technology with people to improve their lives.





GENESIS G80 FIRST IMPRESSIONS COUNT

Focuses on fundamentals in its pursuit of a new path.

Its highly polished, meticulous design and exceptional quality overturn conventions and leave a deep, gratifying impression that lingers.

07:00 AM_





11:45 AM_

04:36 PM_





09:22 PM_

THE DESIGN

Genesis G80's uncompromising design reflects Genesis brand values and philosophy.

Perfect proportion and sense of volume, reinforced by refined, exquisite design details offer timeless value.



PERFECT PROPORTION

The perfect, breathtaking proportion of Genesis G80 incarnates the design quality that Genesis pursues relentlessly. The bold, first impression of its singular, sculptural crest grille and the dynamic, FR-style lateral proportions that evoke automobiles' high-powered nature complete Genesis G80's balanced and harmonious design.





Full LED adaptive headlamps _ 3 dimensional headlamps convey Genesis G80's unique sensibility. Beam patterns adapt automatically to driving speeds and lane changes to widen the field-of-view and improve safety.



LED fog lamps _ Highly finished LED fog lamps with fine details enhance Genesis G80's sophisticated appearance and promote safe driving.



Outside mirrors _ Large and elegant outside mirrors amplify the vehicle's grand frontal appearance and reinforce its premium sedan image.



Full LED rear combination lamps _ Rear combination lamps feature classical volumes harmonized with delicate, intricate graphics to render a modern yet elegant posterior image.

EXTERIOR DETAILS THAT PROJECT ATHLETIC ELEGANCE



PRECISE CRAFTSMANSHIP

Natural materials throughout the interior of the vehicle reject the flashy and frivolous and offer a pure and unique experience that satisfies. Elegantly crafted details of timeless beauty reveal Genesis G80's shining value.





Prime Nappa leather seats _ Minimally processed, full-grain, prime Nappa leather preserves the natural texture of the hide, while exquisite piping conveys elegance.



Open-pore real wood _ Top quality, open-pore real wood veneers, dyed and finished using high technology, fill the interior with the rich patina and grain of natural wood.



Real aluminum _ Real aluminum finishes accentuate the interior with geometric patterns that create a more modern and sophisticated look.



Unique, premium stitching lines _ Fine stitching lines visible throughout the interior such as on the seats, center console, and armrests create a more luxurious interior.

NATURAL MATERIALS AND CRAFTSMANSHIP HEIGHTEN
THE EMOTIONAL SENSIBILITY OF THE INTERIOR

THE INNOVATION

Does it enhance customers' safety? Does it improve customers' convenience?

Does it promote customers' quality of life?

These are the 3 clear-cut criteria that drive Genesis G80's innovation.

Genesis G80's mindful innovation will transform people's driving experience.





INTELLIGENT DRIVING

It allows the driver to cruise at a set speed, and maintain a constant distance with the vehicle in front. It assists the driver in various ways to stay on track, and even brakes automatically when it senses the risk of a frontal collision. The state-of-the-art driving experience offered by the Genesis G80 takes the driver one step closer to the future of automatic driving.



GENESIS SMART SENSE TAKES YOU A STEP CLOSER TO THE CONVENIENCE AND SAFETY OF FUTURISTIC AUTONOMOUS DRIVING.

01.

Lane departure warning system (LDWS) _ Lane departure warning system (LDWS) is a convenient function that uses a camera mounted on the top part of the front windshield to discern traffic lanes and alert the driver in real time when a lane change is made without using turn signals.



01

02.

Blind spot detection (BSD) _ Integrated sensors detect vehicles in blind spots or vehicles approaching the car from the rear at high-speeds to alert the driver and prevent collisions.



02



03

03.

Smart cruise control (SCC) _ The Smart cruise control (SCC) allows the driver to drive at a set speed. Moreover, a radar in the front of the car monitors and automatically maintains the distance with the vehicle in front without the driver having to manipulate the accelerator and brakes.



FEATURES MADE FROM CUSTOMERS' PERSPECTIVES OFFER GENUINE CONVENIENCE.

01.

Autonomous emergency braking (AEB) _ This cutting-edge, preemptive safety system uses the Smart cruise control (SCC) front radar and Lane keeping assist system (LKAS) front camera to alert the driver and prevent collisions by applying the brakes automatically when needed.

* Available only in select areas.

02.

Adaptive front lighting system (AFLS) / Smart high beam (SHB) _ Adaptive front lighting system (AFLS) improves visibility by automatically adjusting beam patterns according to the driving situation such as high-speed driving or turning. Smart high beam (SHB) assist automatically dims the high beams when an oncoming vehicle is detected to support safe driving.

03.

Smart trunk system _ The trunk lid opens automatically when standing near the back of the vehicle with the smart key for about 3 seconds, providing convenient access when both hands are full.

04. 05.

Head-up display (HUD) _ Improved visual graphics and clarity, and the new visual feedback for switch operations, upgrade its functionality.

Around view monitoring (AVM) system _ 4 HD-quality cameras mounted on the vehicle uncover blind spots on all sides and reveal information that the driver would have otherwise missed for greater safety and convenience.

06.

Parking assist system (PAS) _ The ultrasonic sensors on the front and rear bumpers recognize and alert the driver of obstacles in the car's surroundings when parking. The volume of the warning signal varies to allow the driver to predict the exact distance to the obstacles.



REFINED PERFORMANCE

Genesis G80 is engineered to consistently provide exceptional riding comfort while maintaining confident sportiness in ever-changing road conditions. Experience the refined and balanced performance that can only be enjoyed when there is seamless unity between the car and driver.



FROM OPTIMUM ENGINE WEIGHT DISTRIBUTION TO CUTTING-EDGE TECHNOLOGY, GENESIS G80 IS ENGINEERED TO DELIVER THE BEST DRIVING EXPERIENCE.

01. 02.

GDi gasoline engine / Engine room bulkheads _ Genesis G80's engine generates high torque at low and medium speeds for optimal performance in a variety of real life situations. The rhombic shape of the strut tower bar and end pipes reinforce the structure of the engine compartment.

| | | | |
|----------------------------|--------------------------------|------|----------------------------------|
| 3.8 V6 GDi gasoline engine | | | |
| 315 | Maximum output PS/6,000 rpm | 40.5 | Maximum torque kg-m/5,000 rpm |
| 5.0 V8 GDi gasoline engine | | | |
| 413 | Maximum output PS/6,000 rpm | 51.5 | Maximum torque kg-m/5,000 rpm |

03.

Shift-by-wire (SBW) transmission system _ Higher transfer efficiency facilitates shifting and optimizes control. The Electronic gear shift lever comes with a palm rest and offers a comfortable grip. It allows for easy operation of front switches even while clenching the knob.

04.

Weight balance and aerodynamic performance _ The optimum design of the body and position of the engine and transmission create a perfect front and rear weight balance. The elongated wheelbase and reduced front and rear overhangs render a dynamic profile. An exceptional aerodynamic design reduces drag and improves stability at high speeds.

Front and rear weight balance (3.8 V6 GDi gasoline engine, RWD)

51.6% : 48.4%



DEPENDABLE SAFETY PERFORMANCE ALLOWS THE DRIVER TO CONCENTRATE ON THE PLEASURE OF DRIVING AT ALL TIMES.

01.

Advanced high strength steel (AHSS) _ Structural design reinforcement, laser welding, and structural adhesives have been used to maximize the effectiveness of the advanced high strength steel applied in 51.5% of the body. Optimum torsional strength ensures that rides are quiet and stable.

* Advanced high strength steel: Classification of Advanced high strength steels


02.

9-airbag system _ Smart airbags feature 2 modes of deployment (low pressure or high pressure) activated according to the level of impact detected by the vehicle's sensors. A total of 9 airbags including the driver's knee airbag as well as frontal, rear, side and curtain airbags protect the driver and passengers in diverse collision situations.



Rear-wheel drive system _ Rear-wheel drive makes it possible to optimize the distribution of weight of the vehicle and divide the roles of steering and power transmission between the front wheels and the rear wheels respectively for smoother and more precise handling. The vehicle delivers a sportier yet more comfortable drive with outstanding driving response.

Drive mode control system _ The Drive mode control system augments driving pleasure by allowing the driver to choose between normal, sport, eco and snow modes depending on road conditions and personal preferences.





MINDFUL SPACE

Whether in motion or at rest, Genesis G80 will continue to impress you regardless of where you are seated with a seamless harmony and integrity of advanced features that are intuitively placed at your fingertips.



SMART CONVENIENCE SYSTEMS AND A HIGH FIDELITY SOUND SYSTEM
ADD FUN AND EXCITEMENT TO DRIVING.

01.

Apple carplay _ Connect smart devices and use functions such as navigation and music conveniently through the car's integrated infotainment system. Voice command and touch screen capabilities minimize distractions to allow the driver to focus on the road.

* Available only in select areas.

02.

Wireless smartphone charging pad _ Conveniently charge your smartphone without cables by placing it on the built-in wireless charging pad below the center fascia.

* For smartphones with wireless charging capabilities only.



Premium sound system

7 speakers that deliver ultimate sound reproduction come standard, and additional speakers can be aggregated to complete a Lexicon sound system with 14 or 17 speakers for an even more majestic sound.

* Lexicon sound systems with 17 speakers are only available in select areas.

Lexicon speaker metal grilles _ SUS tweeter grilles enhance the clarity of sounds and reinforce the interior's luxurious feeling.



DRIVERS AND PASSENGERS HAVE DIFFERENT POSTURES AND TASTES
BUT THEIR APPRECIATION OF COMFORT AND CONVENIENCE IS IDENTICAL.

01.

Driver information system (DIS) _ The ideal combination of a jog-dial-type integrated control key, intuitively grouped switches, and a display screen allows the driver to operate the vehicle easily without distractions.



01

02.

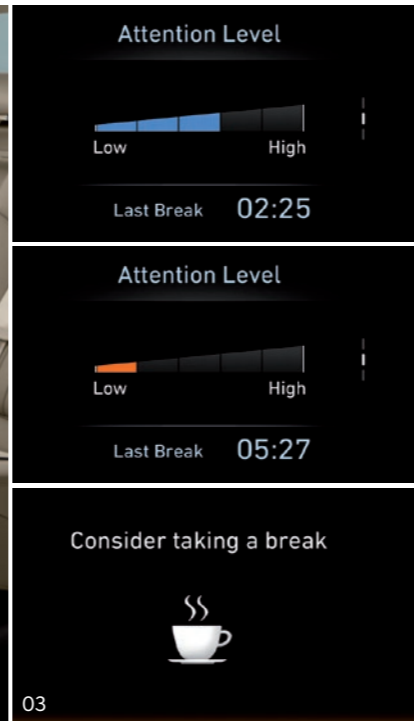
Intelligent driver's seat _ In addition to tilting the seat back and cushion and adjusting the seat height, a motor allows the adjustment of the length of the seat cushion. Electronically operated side bolsters provide superior lateral support.



02

03.

Driver attention alert (DAA) _ Driver attention alert (DAA) analyzes driving patterns and the vehicle's position in traffic lanes to categorize the driver's level of attention in a 5-point scale. It alerts the driver with a pop-up message and alarm when it detects carelessness or fatigue.



03

04.

Rear seat entertainment system _ The media and navigation system can be operated from the rear seats through large, 9.2" monitors that have a wide viewing angle. Monitors can be tilted to compensate for adjustments of the front seatbacks.

* Available only in select areas.



04

05.

Remote control panel for rear seats _ A jog-dial-type integrated control key, similar to the one next to the driver's seat, and intuitively placed AV and climate control switches conveniently allow rear seat passengers to enjoy a comfortable ride.

Rear power seats (6:4) _ Ergonomic design ensures a comfortable ride while natural upholstery enhance rear seats' luxurious feeling. Seats can be easily adjusted at the press of a button, reducing fatigue in long rides.



05




FEATURES



225/55R17 tires and wheels
 245/45R18 tires and wheels
 245/40R19 (front) and 275/35R19 (rear) tires and wheels

Hood emblem
 Full LED adaptive headlamps
 Chrome-coated outside handles
 Full LED rear combination lamps



Crest grille
 HID headlamps
 Double sound-proof glass (all doors)
 LED rear combination lamps



UV cut glasses (all glasses)
 Puddle lamp with Genesis logo
 Power door system
 Bumper-integrated dual mufflers



Smart key fob / Card-type smart key
 7" TFT LCD cluster
 Smart air conditioning system
 Rear vanity mirror



Engine start / stop button
 4.2" TFT LCD cluster
 Seat air cooling and heating ventilation
 Connectivity (Rear seat USB)



Heated steering wheel
 9.2" DIS navigation system
 Integrated memory system (IMS)
 Manual rear door curtains



Paddle shifters
 8" navigation system
 Electric parking brake (EPB)
 Electric backlite curtain



Electronic chromic mirror (ECM)
 Analog clock
 Center console
 Illuminated door scuffs (front doors)



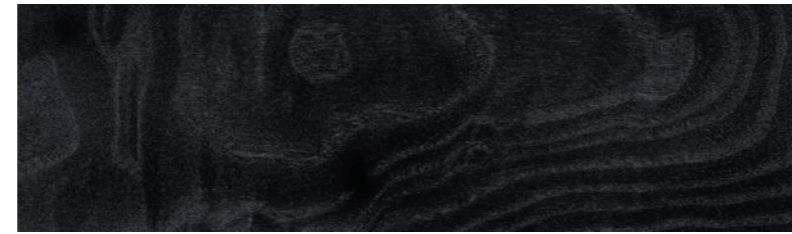
INTERIOR TRIMS



Black cream




Prime Nappa leather




Open-pore real wood (Black ash)



Beige two-tone



Leather



Prime Nappa leather




Wood grain (Oak stripe)




Open-pore real wood (Paldao)



Brown two-tone




Prime Nappa leather




Open-pore real wood (Walnut)



Gray two-tone



Leather



Prime Nappa leather



Wood grain (Ebony stripe)



Open-pore real wood (Brown ash)

INTERIOR TRIMS



Black one-tone


*Open-pore real wood preserves the natural texture of wood and is commonly used to make upscale furniture. It is vulnerable to humidity, discoloration, and denting, and because of the nature of the product, color and wood grain can vary from one panel to another.



Leather



Prime Nappa leather



Wood grain (Ebony stripe)



Open-pore real wood (Sapele)

SPECIFICATIONS


| Type | | 5.0 V8 GDi gasoline engine | 3.8 V6 GDi gasoline engine | | |
|-------------------|---|---|---|--|-------|
| Dimensions (mm) | Exterior | Overall length (mm) | 4,990 | 4,990 | |
| | | Overall width (mm) | 1,890 (with grip handle) | 1,890 (with grip handle) | |
| | | Overall height (mm) | 1,480 | 1,480 | |
| | | Wheel base (mm) | 3,010 | 3,010 | |
| | Interior | Wheel tread (mm) | Front 17" : 1,638 / 18" : 1,628 / 19" : 1,620 Rear 17" : 1,669 / 18" : 1,659 / 19" : 1,633 | 17" : 1,638 / 18" : 1,628 / 19" : 1,620 17" : 1,669 / 18" : 1,659 / 19" : 1,633 | |
| | | Head room (mm) | Front 1,045 (with sunroof : 1,000) Rear Bench seat : 970 / Power seat : 960 | 1,045 (with sunroof : 1,000) Bench seat : 970 / Power seat : 960 | |
| | | Leg room (mm) | Front | 1,160 | 1,160 |
| | | | Rear | 860 | 860 |
| | | Shoulder room (mm) | Front | 1,480 | 1,480 |
| | | | Rear | 1,450 | 1,450 |
| Engine | Engine type | DOHC with Dual CVT | DOHC with Dual CVT | | |
| | Displacement (cc) | 5,038 | 3,778 | | |
| | Max. Power (ps / rpm) | 413 / 6,000 | 315 / 6,000 | | |
| | Max. Torque (kg-m / rpm) | 51.5 / 5,000 | 40.5 / 5,000 | | |
| Brakes | Dual-diagonal, split-circuit, power-assisted braking system with EBD, ESP System : Standard | | Dual-diagonal, split-circuit, power-assisted braking system with EBD, ESP System : Standard | | |
| Suspension | Multi-link | | Multi-link | | |
| Tire | Standard | Front : 245 / 40 R19, Rear : 275 / 35 R19 | 225 / 55 R17 | | |
| | Option | - | 245 / 45 R18 Front : 245 / 40 R19, Rear : 275 / 35 R19 | | |
| Fuel tank (liter) | | 77 | 77 | | |

- The above values are results from internal testing and are subjected to change after validation.
- Some of the equipment illustrated or described in this catalog may not be supplied as standard equipment and may be available at extra cost.
- Specifications and equipment may change without prior notice.
- The color plates shown may vary slightly from the actual colors due to the limitations of the printing process.
- Please consult your dealer for full information and availability on colors and trims.


EXTERIOR COLORS




YW6 Marble white



Y6S Platinum silver




V6S Polished metal




N5M Carbon metal



WU6 Coast blue




SY6 Gold scent




YG6 Cosmo gray



YB6 Onyx black



YN6 Tan brown



NR6 Black purple



1,620*

1,890



1,480



845

3,010

1,135

4,990



1,633*

Units: mm, * based on 245/40R19 tires in the front and 275/35R19 tires in the back



GENESIS motors
<http://www.genesis.com>
ME. LHD 1612 English. KM-KM
Copyright © 2016 Genesis motors. All Rights Reserved.





GENESIS