

06 **mazda** TRIBUTE

AFFORD YOURSELF MORE

PREPARED

MAZDA



# THE SUV WITH SOMETHING EXTRA.

BY DEFINITION, ANY SUV WORTH ITS SALT CAN PROVIDE YOU WITH SOME DEGREE OF UTILITY, VERSATILITY AND CONVENIENCE. BUT ONLY ONE SUV DARES TO COMPLEMENT THESE MORE COMMON CHARACTERISTICS WITH A FAR RARER, MORE EXHILARATING QUALITY CALLED ZOOM-ZOOM. THE MAZDA TRIBUTE. IT'S BLESSED WITH A LEAN, CLASSIC PROFILE ALL ITS OWN. AN INSIGHTFUL INTERIOR DESIGN. PLUS THE REMARKABLE ABILITY TO MAKE OTHER SUVs FEEL CLUMSY AND BORING BY COMPARISON. ADD TO THAT ITS SUPERB VALUE, AND IT'S EASY TO SEE WHAT MAKES TRIBUTE SUCH A GREAT CHOICE TO AFFORD YOURSELF MORE FREEDOM.



ZOOM-ZOOM

A. Powering the Tribute s is a 200-hp, 3.0-liter 24-valve V6, mated to an electronically controlled 4-speed automatic transmission. The Tribute i boasts a responsive, yet fuel-efficient 153-hp, 2.3-liter 16-valve 4-cylinder coupled with a 5-speed manual gearbox. B&C. An Anti-lock Brake System (ABS), 4-wheel independent suspension, plus engine-speed-sensing rack-and-pinion steering system help endow the Tribute with confidence-inspiring handling and control.



# SUV STEREOTYPES



DISAPPEAR IN A BLUR.


Leave it to Mazda to put the "Sport" back in Sport Utility Vehicle, with a handsomely chiseled design that's as quick and exhilarating as it is versatile. No oversized, under-powered or awkward-handling box here. Instead, the Mazda Tribute is an intelligent size and a joy to drive. A handsome, responsive performer that delivers crisp, agile handling regardless of its surroundings. And equally adept at striding down steep mountain roads, sliding through rush-hour traffic or slipping into tight parking places. Better still, with available features like a 200-hp V6, 4-speed automatic transmission, and electronic 4-wheel drive (4WD), there's a Mazda Tribute tailor-made to help you tame even the nastiest of weather and terrain.





SECOND LOOKS

BECOME SECOND NATURE.



# NONSTOP FUN AND GAMES

A. A standard 60/40 split fold-down rear seatback lets longer cargo share the ride. B. An available retractable cargo cover shields valuable cargo and, when unneeded, rolls up like a window shade. C. The Tribute's rear window and liftgate open separately so carrying bulky cargo—even 4 x 8 sheets of plywood—is a snap.



In a Mazda Tribute, the fun doesn't end just because the asphalt does. For impressive traction and all-season capability, consider the available Active Torque Control Coupling (ATCC) 4-wheel drive system that electronically directs the ideal amount of torque to front and rear wheels. Or add the optional Tow Package—with a frame-mounted Class II hitch—to a V6-powered Tributes and tow up to 3,500 pounds. Up top, a handy roof rack with adjustable crossbars is standard.\* And inside, the rear seatback folds forward to create a conveniently flat load floor with a generous 66.8 cubic feet of cargo space. Which makes it perfect for hauling everything from bikes and building supplies to sports equipment and camping gear. Whatever gets your engine racing, the Mazda Tribute's impressive capacity for both fun and cargo has a way of growing on you.

\*The amount and placement of cargo can significantly affect vehicle handling. Roof-rack payload limited to 100 pounds. See owner's manual for more information. Please remember to properly secure all cargo.





MEETS ALL

DRESS CODES.



# BEING THE DRIVER HAS ITS PRIVILEGES.



A. The Tribute's standard multifunction floor console provides storage for up to 17 CD cases, a built-in coin holder, dual cup holders in front, plus two retractable cup holders in back. B. A handy overhead storage console for sunglasses, a 6-way power driver's seat, in-dash 6-disc CD changer and more are included in all three Mazda Tribute s option packages.


Reflecting its sports-car heritage, the Mazda Tribute's well-crafted cockpit positions all critical controls within easy reach to minimize driver distractions. To your right, a sporty center console intelligently integrates shifter, storage compartments and cup holders. While an array of other features—including a tilt steering wheel; power windows, outside mirrors and door locks; a 100-watt AM/FM/CD stereo; and air conditioning—also contributes to the driver-centric design. For more fun down the road, you can even add an available SIRIUS Satellite Radio\* receiver. But then, Mazda Tribute doesn't just invite driver input. It rewards it.

FULL- OR HALF-FRONT MASK ■ HOOD BUG DEFLECTOR ■ MOONROOF WIND DEFLECTOR ■ DOOR EDGE GUARDS ■ SIDE STEP TUBES ■ REAR-ROOF SPOILER ■ REAR BUMPER STEP PLATE ■ WINDSHIELD SUNSCREEN ■ COMPASS & OUTSIDE TEMPERATURE AUTO-DIMMING MIRROR WITH HOMELINK® ■ INTERIOR DUST AND POLLEN FILTER ■ SIRIUS SATELLITE RADIO RECEIVER KIT\* ■ IN-DASH 6-DISC CD CHANGER ■ CASSETTE PLAYER ■ MINIDISC PLAYER ■ ALL-WEATHER FLOOR MATS ■ CARPET FLOOR MATS ■ SEAT COVERS ■ REMOTE START/SECURITY SYSTEM (AUTOMATIC TRANSMISSION ONLY) ■ ROOF LUGGAGE BASKET (WITH STRETCH NET) ■ DVD ENTERTAINMENT SYSTEM (FOR VEHICLES WITHOUT A MOONROOF) ■ ROOF CARGO BOX ■ ROOF-RACK BIKE CARRIER ■ TRAILER-HITCH BIKE CARRIER ■ TRAILER-HITCH RECEIVER COVER ■ SKI/SNOWBOARD CARRIER ■ CAR COVER; COVER CABLE LOCK ■ CARGO ORGANIZER ■ CARGO TRAY ■ CARGO NET ■ CARGO DIVIDER ■ FIRST AID KIT ■ ROADSIDE ASSISTANCE KIT ■ ASHTRAY ■ LIGHTER ■ WHEEL LOCKS ■ TOUCH-UP PAINT

\* SIRIUS Satellite Radio reception requires a subscription and Mazda satellite radio receiver accessory kit. Available only in the U.S., except Alaska and Hawaii.

All Genuine Mazda Accessories installed by your Mazda dealer, prior to or at initial vehicle delivery, carry the same new-vehicle limited warranty as your new Mazda. See your dealer for details.

## MAKE YOUR MAZDA TRIBUTE



A. Rear-roof Spoiler. Add a sporty touch and help keep the rear window free of dust and snow for better visibility. B. DVD Entertainment System. Take the show on the road! Our complete rear-seat entertainment system, with 7-inch full-color flip-down monitor can play DVDs, audio CDs, and MP3 CDs. Includes remote control and two sets of wireless headphones. C. Compass & Outside Temperature Auto-Dimming Mirror with HomeLink®. Automatically dims to reduce glare from headlights of cars behind you. Bright LED readout with compass and outside temperature. HomeLink controller activates any system-connected lights, gates, alarms, etc. in your home (may require additional components).

### COMMITTED TO YOUR PEACE OF MIND.

Every new 2006 Mazda is covered by one of the industry's most comprehensive new-vehicle warranties, the **Mazda Driver's Assurance Plan**. It includes a **48-month/50,000-mile**, "bumper-to-bumper" **Limited Warranty**, plus **24/7 Emergency Roadside Assistance**. And should your Mazda Tribute require a warranty repair, the **Mazda Service Transportation Solution** can typically provide another vehicle to drive. After all, we want your new Mazda to be a source of pride, exhilaration and peace of mind for years to come. See your Mazda dealer for details.

### REDISCOVER THE EMOTION OF MOTION.

With 13 exhilarating models, Mazda makes it easier than ever to satisfy your practical needs. And your emotional ones. So treat yourself to the Mazda Test-Drive Experience. Put the Mazda Tribute of your choice through its paces. Down local streets, on-ramps, highways, and off-ramps. Through straightaways, S-curves and corners. Discover the responsive acceleration and steering, superb braking and surefooted handling that set every Mazda apart. And in the process, rediscover that elusive emotion of motion—that fun, connected-to-the-road feeling that we like to call "Zoom-Zoom."

**SIRIUS** reception requires a subscription and Mazda satellite radio receiver accessory kit. Available only in the U.S., except Alaska and Hawaii.

YOURS ALONE!

**EXTERIOR COLORS**



**MYSTIC BLACK CLEARCOAT**

<b>Tribute i</b>	BUMPER & BODY TRIM
<b>Tribute s</b>	Molded, Storm Gray Monochromatic Paint

<b>Tribute i</b>	INTERIOR FABRICS
<b>Tribute s</b>	Dark Flint Gray Cloth Medium Pebble Beige Cloth Medium Pebble Beige Leather (optional)



**DARK TITANIUM METALLIC**

<b>Tribute i</b>	BUMPER & BODY TRIM
<b>Tribute s</b>	Molded, Storm Gray Monochromatic Paint

<b>Tribute i</b>	INTERIOR FABRICS
<b>Tribute s</b>	Dark Flint Gray Cloth Dark Flint Gray Cloth Dark Flint Gray Leather (optional)



**REDFIRE METALLIC**

<b>Tribute i</b>	BUMPER & BODY TRIM
<b>Tribute s</b>	Molded, Storm Gray Painted, Dark Titanium

<b>Tribute i</b>	INTERIOR FABRICS
<b>Tribute s</b>	Dark Flint Gray Cloth Dark Flint Gray Cloth Dark Flint Gray Leather (optional)



**PLATINUM METALLIC**

<b>Tribute i</b>	BUMPER & BODY TRIM
<b>Tribute s</b>	Molded, Storm Gray Monochromatic Paint

<b>Tribute i</b>	INTERIOR FABRICS
<b>Tribute s</b>	Dark Flint Gray Cloth Dark Flint Gray Cloth Dark Flint Gray Leather (optional)



**STORMFRONT GRAY METALLIC**

<b>Tribute i</b>	BUMPER & BODY TRIM
<b>Tribute s</b>	Molded, Storm Gray Painted, Dark Titanium

<b>Tribute i</b>	INTERIOR FABRICS
<b>Tribute s</b>	Dark Flint Gray Cloth Dark Flint Gray Cloth Dark Flint Gray Leather (optional)



**BLAZING COPPER METALLIC**

<b>Tribute i</b>	BUMPER & BODY TRIM
<b>Tribute s</b>	Molded, Storm Gray Painted, Dark Titanium

<b>Tribute i</b>	INTERIOR FABRICS
<b>Tribute s</b>	Dark Flint Gray Cloth Dark Flint Gray Cloth Dark Flint Gray Leather (optional)



**CLASSIC WHITE CLEARCOAT**

<b>Tribute i</b>	BUMPER & BODY TRIM
<b>Tribute s</b>	Molded, Storm Gray Painted, Dark Titanium

<b>Tribute i</b>	INTERIOR FABRICS
<b>Tribute s</b>	Dark Flint Gray Cloth Dark Flint Gray Cloth Dark Flint Gray Leather (optional)



**LAPIS BLUE METALLIC**

<b>Tribute i</b>	BUMPER & BODY TRIM
<b>Tribute s</b>	Molded, Storm Gray Painted, Dark Titanium

<b>Tribute i</b>	INTERIOR FABRICS
<b>Tribute s</b>	Dark Flint Gray Cloth Dark Flint Gray Cloth Dark Flint Gray Leather (optional)



**PEBBLE ASH METALLIC**

<b>Tribute i</b>	BUMPER & BODY TRIM
<b>Tribute s</b>	Molded, Storm Gray Monochromatic Paint

<b>Tribute i</b>	INTERIOR FABRICS
<b>Tribute s</b>	Dark Flint Gray Cloth Medium Pebble Beige Cloth Medium Pebble Beige Leather (optional)

**INTERIOR FABRICS**




**DARK FLINT GRAY CLOTH**  
Tribute i



**MEDIUM PEBBLE BEIGE CLOTH**  
Tribute s



**DARK FLINT GRAY CLOTH**  
Tribute s



**MEDIUM PEBBLE BEIGE LEATHER**  
Optional



**DARK FLINT GRAY LEATHER**  
Optional

**PRODUCT CHANGES AND OPTIONS AVAILABILITY:** Following publication of this brochure, certain changes in standard equipment, options, prices and the like, or product delays may have occurred which would not be included in these pages. Your Mazda dealer is your best source for up-to-date information. Mazda reserves the right to change product specifications at any time without incurring obligations. Options shown or described in this brochure are available at extra cost and may be offered only in combination with other options or subject to additional ordering requirements or limitations.

**MECHANICAL FEATURES**

	Tribute i	Tribute s
2.3L DOHC 16-valve 4-cylinder engine with 153 hp	S	—
3.0L DOHC 24-valve V6 engine with 200 hp	—	S
5-speed manual overdrive transmission	S	—
4-speed automatic overdrive transmission	O	S
Front-wheel drive	S	S
Independent MacPherson strut front suspension with stabilizer bar	S	S
Multilink rear suspension with dual lateral links and trailing arms	S	S
Power-assisted rack-and-pinion steering with engine-speed-sensing variable assist	S	S
Power-assisted front disc/rear drum brakes	S	—
Power-assisted 4-wheel disc brakes	—	S
Anti-lock Brake System (ABS) with Electronic Brakeforce Distribution (EBD)	S	S

**EXTERIOR FEATURES**

	Tribute i	Tribute s
16-inch 5-spoke alloy wheels, P235/70R16 all-season tires	S	S
Molded-color bumpers, wheel-arch moldings and lower body trim	S	—
Painted bumpers, wheel-arch moldings and lower body trim	P	S
Dual black power remote mirrors	S	—
Dual body-color power remote mirrors	P	S
2-speed variable-intermittent wipers	S	S
Intermittent rear wiper/washer	S	S
Flip-up liftgate window	S	S
Privacy-tint glass on rear windows and liftgate	S	S
Clear-lens halogen headlights with automatic delayed shutoff	S	S
Clear-lens halogen fog lights	P	S
Rear fender-mounted turn-signal repeater lights	S	S
Roof rack with adjustable crossbars	S	S

**INTERIOR FEATURES**

	Tribute i	Tribute s
Advanced 2-stage front air bags* with belt-use, passenger-weight and driver's seat-position sensors	S	S
3-point safety belts for all seating positions	S	S
Reclining front bucket seats	S	S
Adjustable driver's seat lumbar support	—	S
Adjustable headrests for all seating positions	S	S
60/40 split fold-down rear seat with reinforced seatbacks	S	S
Cloth upholstery and carpet floor mats	S	S
Power windows with illuminated switches and driver's one-touch-down feature	S	S
Power door locks with 2-stage unlocking	S	S
Remote keyless illuminated entry system	S	S
Engine-immobilizer anti-theft system	S	S
Dual front 12-volt power outlets	S	S
10-minute key-off power reserve for windows and moonroof	S	S
Tilt steering wheel	S	S
Cruise control with steering-wheel-mounted controls	S(A/T only)	S
Front and rear cup holders	S	S
Floor-mounted shifter, center console with covered storage and armrest lid	S	S
Dual vanity mirrors with covers; overhead map lights	S	—
Dual illuminated vanity mirrors with covers; overhead map lights	P	S
Heater/defroster with rear-seat heater ducts	S	S
CFC-free air conditioning; rear window defogger with timer	S	S
100-watt AM/FM/CD stereo with 4 speakers and digital clock	S	S

S : Standard O : Optional P : Package A : Dealer-available accessory — : Not available  
\*Always wear your safety belt and secure children in the rear seat.  
†Late availability.

**OPTIONS AND OPTION PACKAGES**

	Tribute i	Tribute s
<b>TOW PACKAGE:</b> Frame-mounted Class II hitch receiver with 3500-lb capacity; trailer wiring harness	—	O
<b>PREMIUM PACKAGE:</b> 6-way power driver's seat; leather-trimmed seats and steering-wheel rim; black-maple-look center instrument panel trim; overhead storage console; dual illuminated visor vanity mirrors; fog lights; dual body-color power remote mirrors; painted bumpers, wheel-arch moldings and lower body trim	O	—
<b>PACKAGE 1:</b> 6-way power driver's seat; 190-watt AM/FM stereo with in-dash 6-disc CD changer and 7 speakers (including subwoofer and 2 tweeters); power sliding-glass moonroof with sunscreen; overhead storage console; retractable cargo cover	—	O
<b>PACKAGE 2:</b> Leather-trimmed seats and steering-wheel rim; 6-way power driver's seat; black-maple-look center instrument panel trim; 190-watt AM/FM stereo with in-dash 6-disc CD changer and 7 speakers (including subwoofer and 2 tweeters); overhead storage console; retractable cargo cover	—	O
<b>PACKAGE 3:</b> Package 2 items plus power sliding-glass moonroof with sunscreen; heated front seats and door mirrors	—	O
Electronic 4WD with Active Torque Control Coupling (ATCC)	O	O
Remote start/security system†	O/A	O/A
4-speed automatic transmission	O	S
Front side-impact air bags* and side-impact air curtains with coverage for front/rear seats	—	O
Rear-roof spoiler	O/A	O/A
Rear bumper step plate	O/A	O/A
Door edge guards, color-keyed	O/A	O/A
Side step tubes	O/A	O/A
Wheel locks	O/A	O/A
All-weather floor mats	O/A	O/A
Cargo net	O/A	O/A
Cargo tray	O/A	O/A
Cargo organizer	O/A	O/A
Perimeter alarm	O	O
Compass & outside temperature auto-dimming mirror	O/A	O/A
Compass & outside temperature auto-dimming mirror with HomeLink®	O/A	O/A
Moonroof wind deflector	—	O/A
In-dash 6-disc CD changer	O/A	O/P/A
Cassette player	O/A	O/A
Rear-Seat Entertainment System with DVD player (not available with moonroof)	O/A	O/A
SIRIUS Satellite Radio	O/A	O/A

**SPECIFICATIONS**

	Tribute i	Tribute s
Engine size and type	2.3L DOHC 16-valve 4-cylinder	3.0L DOHC 24-valve V6
Horsepower	153 @ 5800 rpm	200 @ 6000 rpm
Torque, lb-ft	152 @ 4250 rpm	193 @ 4850 rpm
Fuel system; recommended fuel type	Multiport electronic fuel injection; regular unleaded gasoline	
EPA estimated fuel economy, mpg	2WD (man.): 24 city/29 highway 2WD (auto.): 22 city/26 highway 4WD (man.): 22 city/26 highway 4WD (auto.): 21 city/24 highway	2WD (auto.): 20 city/24 highway 4WD (auto.): 19 city/23 highway
Body construction	Unitized steel with "Triple H" construction	
Steering	Rack-and-pinion with engine-speed-sensing variable power assist	
Turning circle, curb-to-curb	38.3 feet	38.3 feet
Base curb weight	2WD: 3195 lb (man.); 3274 lb (auto.)	2WD: 3322 lb (auto.) 4WD: 3359 lb (man.); 3421 lb (auto.) 4WD: 3490 lb (auto.)

**EXTERIOR DIMENSIONS (INCHES)**

	Tribute i	Tribute s
Wheelbase/overall length	103.1/174.4	103.1/174.4
Overall width	72.0	72.0
Overall height (with roof rails)	70.0	70.0
Track, front/rear	61.3/60.9	61.3/60.9
Ground clearance	8.4	8.4

**INTERIOR DIMENSIONS (INCHES)**

	Tribute i	Tribute s
Headroom, front/rear	40.4/39.2	40.4/39.2
with moonroof	—	39.3/37.5
Legroom, front/rear	41.6/36.3	41.6/36.3
Shoulder room, front/rear	56.1/56.2	56.1/56.2

**CAPACITIES**

	Tribute i	Tribute s
Cargo volume, rear-seat up folded (cubic feet)	29.7/66.8	29.7/66.9
Passenger volume (cubic feet)	100.9	100.9
Passenger volume with moonroof (cubic feet)	—	96.6
Towing (lb)	1500	3500
Roof-rack payload (lb)	100	100
Fuel tank capacity (gallons)	16.5	16.5

**MazdaUSA.com**

Wherever you see this symbol, you can get the whole story on our interactive Web site.



ALL CHILDREN INSTINCTIVELY KNOW IT.

A FEW ADULTS STILL REMEMBER IT.

ONE UNIQUE CAR COMPANY REFUSES TO OUTGROW IT.

IN GROWN-UP LANGUAGE, IT MEANS THE EXHILARATION AND

LIBERATION THAT COMES FROM EXPERIENCING SHEER MOTION.

BUT AS USUAL, CHILDREN PUT IT MUCH BETTER.

AND SIMPLY CALL IT ZOOM-ZOOM.

WE PRACTICE IT EVERY DAY.

IT'S WHY WE BUILD THE KIND OF CARS WE DO.

MAZDA. ALWAYS THE SOUL OF A SPORTS CAR™.

ZOOM-ZOOM

