

Діжипу



Way of Life!

Off-road legend

As world leaders in off-road design our idea was to create a 4x4 that was tough enough for serious off-roading, yet perfectly suited to running around town. Enter the Jimny. With over 40 years of heritage built in, this affordable and fun off-road SUV is perfect for Kiwi driving conditions and Kiwi adventurers. Compact and strong, the Jimny is more than ready for a challenge. Are you?





Built for rugged expeditions

Jimny is a dynamic SUV built on a serious all-terrain platform. Complete with a 4x4 system that lets you switch from 2WD to 4WD on the fly*, no road is out of bounds for the Jimny. Its rigid three-section ladder frame absorbs shock and stabilises the cabin no matter the driving and weather conditions. Rigid full-width axles increase tyre contact on uneven terrain and help to ensure superior grip on any surface. So go off road; the farther off road the better.

Jimny Sierra shown throughout with optional fog lamps.


DRIVE ACTION 4X4

The 2WD setting disengages the front driveshaft to reduce noise and vibration. The 4WD button engages the 4H setting, which is ideal for flat off-road surfaces such as forest tracks and gravel. When you need more traction on steep slopes or rougher terrain, just push the 4WD-L button to engage the 4L setting.*



DEPARTURE ANGLES


Generous approach and departure angles give you extra confidence for tackling inclines and gullies. .



A 34° approach angle (default setting, unloaded Jimny) **B** 31° ramp breakover angle **C** 46° departure angle

LADDER FRAME

A rigid three-section ladder frame keeps the ride stable and absorbs shock. It rides on three-link coil suspension that's equally capable on smooth and rocky roads. The coil springs and shock absorbers are separately positioned for smooth response. Eight body mounts and extensive noise-reduction measures help to stop vibration and shock from reaching the cabin, so you can count on a smooth, quiet ride.



*Switch between 2WD and 4WD while driving in a straight line at a speed no higher than 100km/h. Stop the vehicle to switch between 4WD and 4WD-L.



Jimny Sierra shown throughout with optional fog lamps.

Every day is a new adventure

The Jimny is right at home no matter what the road looks like. Easy to manage in traffic and tight spaces, its driving position keeps you alert to whatever comes your way. With a choice of a five-speed manual and four-speed automatic, the Jimny is tough enough for the big outdoors and equally versatile around town. It's compact but muscular all-aluminium engine delivers effortless power and instant response, giving you the confidence to tackle any driving adventure.



TURNING CIRCLE

Jimny's compact turning radius makes manoeuvring narrow bush tracks and tight city streets effortless.



M13A VVT ENGINE

The twincam 1,328cm³ powerplant spins freely to high revs, providing plenty of torque and instant response over almost any terrain. Engine power is fed through a transmission specially designed to reduce friction, noise, and power losses.



MANUAL AND AUTO TRANSMISSION

Jimny effectively delivers its power to the road through either a 5-speed manual or 4-stage electronic automatic. Both work seamlessly with Jimny's Drive Action 4X4 system.



FRONT DISC BRAKES

Ventilated front disc brakes provide powerful braking performance with the added security of ABS and Brake Assist for extra stability in demanding conditions.

Comfort and safety

Take the wheel of Jimny and you'll notice that everything feels just right. The controls are positioned so they fall naturally to hand. The high seating position inspires confidence and makes driving enjoyable by giving you a commanding view of the road. The 50:50 split folding rear seats adjust to easily fit your farm or fishing gear, and the roof rails easily carry that extra-large cargo. Safety features such as ABS and ESC help provide stable handling and braking for more control over trickier roads.



METER CLUSTER

The meters are arranged in an easy-to-read cluster, putting the information you need in a clear line of sight and include a gearshift indicator on the Sierra automatic.



HANDY STORAGE SPACES

A centre console box, plus cup and bottle holders front and rear, provide useful extra storage space. In the rear compartment, a secure underfloor storage box keeps important items from view.

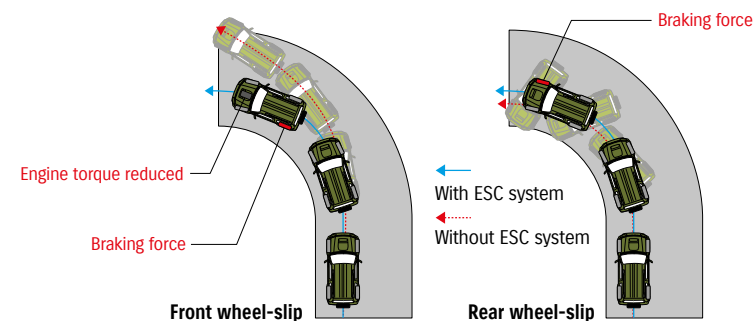


DUAL SRS AIRBAGS

In case an accident happens, Jimny is ready to protect you with dual front airbags and seatbelts with pretensioners and force limiters.

STABILITY CONTROL (ESC)

If the ESC system detects wheelslip (for instance, when the driver turns the steering wheel sharply and/or the road is slippery), it automatically effects control over the engine torque and brakes to suppress the wheelslip and help the driver stay in directional control.



TECT BODY CONSTRUCTION

The Jimny's body and frame are designed to absorb the force of a frontal collision and spread it away from occupants with a CAE (computer-aided engineering) system while side door beams maintain cabin integrity.





Equipment and Specifications

| COMFORT | JX | SIERRA |
|--|----|--------|
| Power steering | • | • |
| Electric windows | - | • |
| Electrically adjustable exterior mirrors | - | • |
| Remote central door locking | - | • |
| Audio system | • | • |
| Two speaker tuner/CD/MP3/WMA | | |
| Bluetooth connection | - | • |
| Air conditioning | - | • |

| INSTRUMENT PANEL | JX | SIERRA |
|--------------------------------|----|--------|
| Tachometer | • | • |
| Gear position indicator (auto) | - | • |
| Digital tripmeter | • | • |
| Driver's seatbelt reminder | • | • |

| INTERIOR | JX | SIERRA |
|---|----|--------|
| Cabin light - 3-position | • | • |
| Lights-off/key reminder | • | • |
| Sun visors with driver-side vanity mirror | • | • |
| Day/night rear view mirror | • | • |
| Walk-in mechanism on passenger's side | • | • |
| Reclining & sliding front seats | • | • |
| Detachable head restraints | • | • |
| Front | • | • |
| Rear | - | • |
| Assist grips | • | • |
| Front | • | • |
| Rear | - | • |
| Fabric seat material | • | • |
| Separate reclining & split-folding rear seats | • | • |
| Front door pockets | - | • |
| Luggage area underfloor storage box | • | • |
| Console box and cup holder x 3 | • | • |
| Glovebox & passenger side compartment | • | • |

| EXTERIOR | JX | SIERRA |
|--|----|--------|
| Green tinted glass and UV cut windscreen | - | • |
| Halogen headlights | • | • |
| 2-speed & intermittent wipers | • | • |
| Rear demister | - | • |
| Rear window wiper/washer | • | • |
| Roof rails | - | • |
| Retractable aerial | • | • |
| Alloy wheels | - | • |

| SAFETY & SECURITY | JX | SIERRA |
|--|----|--------|
| Push Button Drive Select 4WD system | • | • |
| Free wheel hubs (air hubs) | • | • |
| SRS dual front airbags | • | • |
| Electronic stability control (ESC) | • | • |
| Anti-lock braking system (ABS) | • | • |
| Brake assist function | • | • |
| Collapsible steering column | • | • |
| Front ELR seatbelts (pretensioners & force limiters) | • | • |
| ISOFIX child seat tether anchorages x2 | • | • |
| Adjustable head restraints - front | • | • |
| Side impact beams | • | • |
| High-mounted stoplamp | • | • |
| Immobiliser | • | • |

| DIMENSIONS | | JX MANUAL | SIERRA MANUAL | SIERRA AUTO |
|------------------------|----|-----------|---------------|-------------|
| Overall length | mm | | 3,675 | |
| Overall width | mm | | 1,600 | |
| Overall height | mm | 1,670 | | 1,705 |
| Wheelbase | mm | | 2,250 | |
| Track | mm | | 1,355 | |
| Front | mm | | 1,365 | |
| Rear | mm | | 190 | |
| Ground clearance | mm | | 4.9 | |
| Minimum turning radius | m | | | |

| WEIGHTS | | JX MANUAL | SIERRA MANUAL | SIERRA AUTO |
|----------------------|----|-----------|---------------|-------------|
| Curb weight (min.) | kg | 1,060 | 1,090 | 1,105 |
| Gross vehicle weight | kg | | 1,420 | |

| ENGINE | | JX MANUAL | SIERRA MANUAL | SIERRA AUTO |
|---------------------|--------------|-----------|----------------------|-------------|
| Type | | | M13A with VVT | |
| Number of cylinders | | | 4 | |
| Number of valves | | | 16 | |
| Piston displacement | cm³ | | 1,328 | |
| Bore x stroke | mm | | 78.0×69.5 | |
| Compression ratio | | | 9.5:1 | |
| Maximum output | kW/rpm | | 62.5/6,000 | |
| Maximum torque | Nm/rpm | | 110/4,100 | |
| Fuel distribution | | | Multipoint injection | |
| Fuel type | | | 95RON | |
| CO2 emissions | g/km | 168 | 168 | 180 |
| Fuel consumption | Litres/100km | 7.1 | 7.1 | 7.8 |

| TRANSMISSION | | JX MANUAL | SIERRA MANUAL | SIERRA AUTO |
|----------------------------|------|-------------|-------------------------------|--------------|
| Part time drive action 4x4 | | | High/low ratio transfer gears | |
| Type | | 5 speed man | 5 speed man | 4 speed auto |
| Final drive ratio | | 4.300 | 4.300 | 4.090 |
| Transfer gear ratio | High | 1.000 | 1.000 | 1.320 |
| | Low | 2.002 | 2.002 | 2.643 |

| CHASSIS | | JX MANUAL | SIERRA MANUAL | SIERRA AUTO |
|------------|-------|-----------|------------------------------------|-------------|
| Steering | | | Ball and recirculating | |
| Brakes | Front | | Solid disc | |
| | Rear | | Drum, leading & trailing | |
| Suspension | Front | | 3-link with coil spring rigid axle | |
| | Rear | | 3-link with coil spring rigid axle | |
| Tyres | | | 205/70R15 | |

| CAPACITY | | JX MANUAL | SIERRA MANUAL | SIERRA AUTO |
|--------------------|------------------|-----------|---------------|-------------|
| Seating capacity | Persons | | 4 | |
| Luggage capacity | Rear seat folded | | 324 litres | |
| (VDA method) | Rear seat raised | | 113 litres | |
| Fuel tank capacity | Litres | | 40 | |



JIMNY JX

JIMNY SIERRA



Superior White (26U)



Silky Silver (22S) (JX only)



Steel Silver (2VC) (Sierra only)



Quasar Grey Metallic (2MA)



Cool Khaki (2VD)



Bluish Black Pearl (213) (Sierra only)

COLOUR OPTIONS:
See your dealer for current availability.



THE SUZUKI WAY OF LIFE



When you buy a Suzuki, you're not just buying a car, you're joining the Suzuki family – the Suzuki Way of Life. We make some of the world's favourite compact vehicles and take great pride in the level of service and support we offer our customers. Our New Zealand dealer network is second to none and we've won more independent customer satisfaction awards than any other manufacturer.

BIG ON SMALL CARS AND SUVs

Suzuki is one of the biggest car makers on the planet today, and we got here making small cars. We didn't just jump on the efficiency bandwagon, we've been leading the way for over 100 years – it's in our DNA. No other manufacturer can match our experience.

Today, as the world becomes increasingly motorised, the mantra of 'smaller, fewer, lighter, cleaner' takes on even more importance. With Suzuki's small car expertise we're leading the way with a range of small cars and SUVs designed for modern lifestyles. Featuring next-generation technology, our highly fuel-efficient compact vehicles are purpose-built for minimum environmental impact and maximum enjoyment. In New Zealand, Suzuki's new vehicle fleet is the cleanest of any mainstream brand. (2016 result for top 10 vehicle manufacturers.)

REAL VALUE

Real Value isn't just about sharp pricing, it's about worry-free enjoyment of your new Suzuki and protecting its on-going value.

5 YEAR WARRANTY PACKAGE

A comprehensive 3 year/100,000 km new vehicle warranty. This covers your entire vehicle for the most important part of its lifecycle and includes a 2 year powertrain warranty extension for a total of 5 years worry-free motoring.

5 YEAR SUZUKI ASSIST

This is one of New Zealand's most comprehensive roadside assistance programmes. It has you covered all day, every day for 5 years from when you first buy your Suzuki – no matter how many kilometres you travel.

SUZUKI BENEFITS PROGRAMME

Purchasing a Suzuki gives you access to the Suzuki Benefits Programme offering a host of benefits like discounts on fuel, rental vehicles, insurance, accommodation and a whole lot more.

www.suzuki.co.nz



SUZUKI NEW ZEALAND LIMITED 1 HEADS ROAD, WANGANUI.

Standard and optional equipment available may vary from time to time. Some international models illustrated – please enquire at your Suzuki dealer for exact specifications. Suzuki New Zealand Ltd reserves the right to change, without notice, prices, colours, materials, equipment, specifications and models, and also to discontinue models. Your fuel consumption will vary due to factors such as vehicle condition, driving style and traffic conditions. April 2017 SZA0572.