


M A Z D A

6 2 6



mazda



Get in. Be moved.



2000

Get in.

Be moved.





Subtle design touches blend perfectly with bold elements to create a distinctive look. And the 626's refinement is apparent in the details. Taking clients to lunch, your family to dinner, or just your shirts to the laundry, you're making a statement. Good taste always shows.




*In a world where conformity rules all too often,
there are many ways you quietly yet surely affirm your own sense of style and taste.
Why blend into the crowd? Express your independence with a car that delivers all the expected
family-sedan virtues, adds some pleasant surprises of its own, and definitely doesn't consign
you to the "me-too" masses. The new Mazda 626. Distinctive styling with a generous
touch of elegance gives the 626 true presence on the road. Smooth, dependable and responsive*




i n d e p e n d e n t

*performance inspires confidence, for you and your passengers. Compare the long list
of standard features, factor in the driving feel, and you'll recognize
an outstanding value as well. In the opinion of Road & Track* (and they drive everything),
the Mazda 626 is "the best-kept secret in the midsize sedan segment."*

You can make the same discovery.

*And experience the satisfaction of
making a shrewd decision.*





626 LX-V6 in Mojave Beige Mica with optional alloy wheels



If you want the powerful pull of a V6 and relish extracting every last ounce of performance, the crisp-handling Mazda 626 is the sedan for you. A smooth 5-speed manual transmission is standard equipment on both of our V6 models, while most of the other comparable cars in the class are available

V 6 p e r f o r m a n c e

only with automatic transmissions. Of course, we have a great automatic too. It's your choice. And you'll like how easily we put V6 power within your reach.

STYLING

PERFORMANCE

INTERIOR

SAFETY

TECHNOLOGY

FEATURES

Remote keyless entry lets you unlock just the driver's door or all four. An immobilizer feature (standard on ES-V6, available on all others) uses a coded microchip to disable the car unless your key is in the ignition.



Plush cloth upholstery is standard on LX models. Other standard features include environmentally responsible CFC-free air conditioning, power windows and door locks, cruise control, tilt steering column and an overhead console with a sunglasses holder. (See page 16 for the complete features list.)



w e l c o m i n g

Your car should never cramp your style, so the Mazda 626 gives you plenty of room to stretch, along with considerable versatility, supportive seats and an overall high level of comfort. And the 626 adds thoughtful, even surprising design details that make it not only a smart choice but a particularly satisfying one. For instance, the center vent louvers oscillate to distribute air evenly around the cabin, an exclusive 626 feature. You'll find that the driver's seat has a cushion height adjustment. And that the deep cup holders can accommodate mugs with handles. Handy individual map lights really help out at night. There's a standard CD player, an available Bose® audio system (standard on ES-V6), plentiful storage spaces, and chrome accents that add subtle yet definite sophistication. Long trip or short, business or pleasure, the Mazda 626 is always part of the solution. Smile and relax.

*Seating surfaces upholstered in leather except for vinyl on seat side panels, rear sides of seatbacks and other minor areas.



626 ES-V6

STYLING

PERFORMANCE

INTERIOR

SAFETY

TECHNOLOGY

FEATURES

*Split fold-down
seatback increases
cargo space.*



*Thoughtful features include an extra
12-volt power point, an available
in-dash 6-CD changer that doesn't
require a bulky magazine, plus a
rear armrest with covered storage
and two cup holders.*





626 ES-V6 in Beige Leather*

confidence


However much you like the driving experience itself, the ultimate objective is to get where you're going. To that end, our engineers made occupant safety a high priority in designing the 626. Agile handling and responsive power help you stay alert and involved. Built-in "crumple zones" in the body structure help protect the cabin's integrity. The whole feel is one of solidity and confidence, because peace of mind should be a standard feature too.



Dual air bags, together with properly fastened safety belts, help protect the driver and front passenger. Side-impact air bags are an option on every 626.*

Available anti-lock brakes (ABS) help prevent wheel lockup to improve your control in hard stops.

The strong, rigid body structure includes side-impact beams in the doors (highlighted here in red).



*Always wear your safety belt and secure children in the rear seat.



626 LX in Black Onyx with optional rear spoiler



626
X

GCY 964



A powerful microprocessor governs fuel injection, ignition timing and other engine functions to provide optimal performance from both the 4-cylinder and the V6. Other computerized functions include a Traction Control System to help you better negotiate slippery surfaces (available on LX-V6, ES-V6).



The 626 features Mazda's patented Twin Trapezoidal Link (TTL) rear suspension that gives crisp and responsive handling feel. On the power side, a two-piece engine block adds strength and rigidity to help make the 626's V6 a smooth operator.



e n e r g i z e d

Lots of family sedans have become so domesticated that you'd think their designers consider driving merely another chore. That's not our approach at all—our engineers love to drive. Their original and creative thinking pays off here with strong, responsive performance. And a car begging to be driven for fun as well as duty.



ACCESSORIES

Personalize your new 626! These Genuine Mazda Accessories are designed specifically for your Mazda, and they're covered by the new-vehicle warranty when installed by a Mazda Dealer prior to or at the time of initial vehicle retail delivery.

Floor mats, mud guards, front mask, rear spoiler, wheel locks, touch-up paint, engine block heater, cargo mat, roof rack, fog lights.



MAZDA 626

MECHANICAL FEATURES

2.0L DOHC 16-valve 4-cylinder engine
 2.5L DOHC 24-valve V6 engine
 5-speed manual transmission
 4-speed automatic transmission
 Power-assisted rack-and-pinion steering with engine-speed-sensing variable assist
 Power-assisted brakes (front disc/rear drum on LX, ES; 4-wheel disc on LX-V6, ES-V6)
 Strut-type front suspension; Twin Trapezoidal Link rear suspension; front and rear stabilizer bars

EXTERIOR FEATURES

15-inch steel wheels with full wheel covers and 205/60R15 all-season radial tires
 15-inch alloy wheels with wheel locks and 205/60R15 all-season radial tires
 16-inch alloy wheels with wheel locks and 205/55R16 all-season radial tires
 Dual body-color power remote mirrors (heated on ES-V6); 2-speed variable-intermittent wipers
 Tinted glass (ES-V6 has EZ-Cool glass on side and rear windows)
 Free-surface reflector halogen headlights with automatic shutoff feature

INTERIOR FEATURES

Dual 2nd-generation front air bags; 3-point safety belts for all seating positions
 Child safety-seat anchors for rear seat; height-adjustable front shoulder-belt anchors
 Reclining front bucket seats with driver's seat height adjustment
 6-way power driver's seat
 60/40 split fold-down rear seat with integral head restraints
 Fold-down rear center armrest with storage compartment and dual cup holders
 Cloth upholstery
 Leather-trimmed upholstery;* leather-wrapped manual shift knob and steering wheel; wood-tone trim
 Dual-compartment center console storage with 12V power outlet and padded armrest lid
 Overhead console with map lights and sunglasses storage
 Dual front cup holders with covers
 Power windows with 1-touch-down driver's window; lighted driver's window switch
 Power door locks with 2-stage unlocking (driver's door only/all doors); child-safety rear door locks
 Remote keyless illuminated entry system; remote trunk-lid and fuel-door releases
 Antitheft alarm system with immobilizer
 Lighted visor vanity mirrors; lighted glove box and ignition switch; door-mounted courtesy lights
 Tachometer; resettable trip odometer; low-fuel warning light
 Tilt steering wheel; cruise control with steering-wheel-mounted controls
 Heater/defroster with 4-speed blower and rear-seat heater ducts; rear window defogger
 CFC-free air conditioning; oscillating center vent louvers
 AM/FM/CD stereo with four speakers and digital clock
 Bose® AM/FM/cassette/CD stereo with four speakers and digital clock (LX-V6 requires Premium Pkg.)
 Power sliding-glass moonroof with retractable sunshade

OPTIONS & OPTION PACKAGES

4-speed automatic transmission
 Anti-lock Brake System (ABS); front seat-mounted side-impact air bags
 Anti-lock Brake System (ABS); Traction Control System; front seat-mounted side-impact air bags
 Rear spoiler with integral center high-mount stop light
 Front fog lights
 Carpeted floor mats
 Auto-reverse cassette player
 Bose® AM/FM/cassette stereo with in-dash 6-CD changer, four speakers and digital clock
Luxury Package: 15-inch alloy wheels with wheel locks (LX; standard on ES); heated mirrors; 6-way power driver's seat; carpeted floor mats (LX; standard on ES); antitheft alarm with immobilizer; power sliding-glass moonroof with retractable sunshade
Premium Package: Includes Luxury Package items, but with 16-inch alloy wheels and wheel locks; 205/55R16 all-season radial tires

SPECIFICATIONS

	LX, ES	LX-V6, ES-V6
Engine size and type	2.0L DOHC 16-valve 4-cylinder	2.5L DOHC 24-valve V6
Horsepower, SAE Net	130 @ 5,500 rpm	170 @ 6,000 rpm
Torque, SAE Net lb-ft	130 @ 3,000 rpm	163 @ 5,000 rpm
EPA estimated fuel economy, mpg	26 city; 33 highway (manual) 22 city; 28 highway (automatic)	21 city; 27 highway (manual) 20 city; 26 highway (automatic)
Recommended fuel	Regular unleaded gasoline	Premium unleaded gasoline
Fuel capacity	16.9 gallons	16.9 gallons
Curb weight, lb	2,864 (manual); 2,961 (automatic)	3,023 (manual); 3,106 (automatic)
Turning circle	36.1 feet, curb-to-curb	36.1 feet, curb-to-curb
Brakes	10.2-inch ventilated front discs 9.0-inch rear drums	10.8-inch ventilated front discs 11.0-inch solid rear discs

LX ES LX-V6 ES-V6

	LX	ES	LX-V6	ES-V6
2.0L DOHC 16-valve 4-cylinder engine	●	●	—	—
2.5L DOHC 24-valve V6 engine	—	—	●	●
5-speed manual transmission	●	—	●	●
4-speed automatic transmission	○	●	○	○
Power-assisted rack-and-pinion steering with engine-speed-sensing variable assist	●	●	●	●
Power-assisted brakes (front disc/rear drum on LX, ES; 4-wheel disc on LX-V6, ES-V6)	●	●	●	●
Strut-type front suspension; Twin Trapezoidal Link rear suspension; front and rear stabilizer bars	●	●	●	●
15-inch steel wheels with full wheel covers and 205/60R15 all-season radial tires	●	—	●	—
15-inch alloy wheels with wheel locks and 205/60R15 all-season radial tires	○/P	●	—	—
16-inch alloy wheels with wheel locks and 205/55R16 all-season radial tires	—	—	○/P	●
Dual body-color power remote mirrors (heated on ES-V6); 2-speed variable-intermittent wipers	●	●	●	●
Tinted glass (ES-V6 has EZ-Cool glass on side and rear windows)	●	●	●	●
Free-surface reflector halogen headlights with automatic shutoff feature	●	●	●	●
Dual 2nd-generation front air bags; 3-point safety belts for all seating positions	●	●	●	●
Child safety-seat anchors for rear seat; height-adjustable front shoulder-belt anchors	●	●	●	●
Reclining front bucket seats with driver's seat height adjustment	●	●	●	●
6-way power driver's seat	P	P	P	●
60/40 split fold-down rear seat with integral head restraints	●	●	●	●
Fold-down rear center armrest with storage compartment and dual cup holders	●	●	●	●
Cloth upholstery	●	—	●	—
Leather-trimmed upholstery;* leather-wrapped manual shift knob and steering wheel; wood-tone trim	—	●	—	●
Dual-compartment center console storage with 12V power outlet and padded armrest lid	●	●	●	●
Overhead console with map lights and sunglasses storage	●	●	●	●
Dual front cup holders with covers	●	●	●	●
Power windows with 1-touch-down driver's window; lighted driver's window switch	●	●	●	●
Power door locks with 2-stage unlocking (driver's door only/all doors); child-safety rear door locks	●	●	●	●
Remote keyless illuminated entry system; remote trunk-lid and fuel-door releases	●	●	●	●
Antitheft alarm system with immobilizer	P	P	P	●
Lighted visor vanity mirrors; lighted glove box and ignition switch; door-mounted courtesy lights	●	●	●	●
Tachometer; resettable trip odometer; low-fuel warning light	●	●	●	●
Tilt steering wheel; cruise control with steering-wheel-mounted controls	●	●	●	●
Heater/defroster with 4-speed blower and rear-seat heater ducts; rear window defogger	●	●	●	●
CFC-free air conditioning; oscillating center vent louvers	●	●	●	●
AM/FM/CD stereo with four speakers and digital clock	●	●	●	—
Bose® AM/FM/cassette/CD stereo with four speakers and digital clock (LX-V6 requires Premium Pkg.)	—	—	○	●
Power sliding-glass moonroof with retractable sunshade	P	P	P	●
4-speed automatic transmission	○	●	○	○
Anti-lock Brake System (ABS); front seat-mounted side-impact air bags	○	○	—	—
Anti-lock Brake System (ABS); Traction Control System; front seat-mounted side-impact air bags	—	—	○	○
Rear spoiler with integral center high-mount stop light	○	○	○	○
Front fog lights	○	○	○	○
Carpeted floor mats	○/P	●	○/P	●
Auto-reverse cassette player	○	○	○	—
Bose® AM/FM/cassette stereo with in-dash 6-CD changer, four speakers and digital clock	—	—	—	○
Luxury Package: 15-inch alloy wheels with wheel locks (LX; standard on ES); heated mirrors; 6-way power driver's seat; carpeted floor mats (LX; standard on ES); antitheft alarm with immobilizer; power sliding-glass moonroof with retractable sunshade	○	○	—	—
Premium Package: Includes Luxury Package items, but with 16-inch alloy wheels and wheel locks; 205/55R16 all-season radial tires	—	—	○	—

Exterior dimensions (inches)	
Wheelbase	105.1
Overall length	187.4
Overall width/height	69.3/55.1
Track, front/rear	59.1/58.7
Interior dimensions (inches)	
Headroom, f/r	39.2/37.0
with moonroof	38.4/37.0
Legroom, f/r	43.6/34.6
Shoulder room, f/r	56.3/55.9
Interior volume (cubic feet)	
Passenger/cargo	97.1/14.2

Product Changes and Options Availability:

Following publication of this brochure, certain changes in standard equipment, options, prices and the like, or product delays may have occurred which would not be included in these pages. Your Mazda Dealer is your best source for up-to-date information. Mazda reserves the right to change product specifications at any time without incurring obligations. Options shown or described in this brochure are available at extra cost and may be offered only in combination with other options or subject to additional ordering requirements or limitations.


● : standard ○ : optional — : not available P : package option *Seating surfaces upholstered in leather except for vinyl on seat side panels, rear sides of seatbacks and other minor areas.



Moonlight Gray Mica



Glacier White



Freeport Green Metallic



Laser Red Metallic



Black Onyx



Driftwood Mica



Mojave Beige Mica



Chestnut Mica



Silver Frost Metallic



Sage Green Metallic

COLOR COMBINATIONS

EXTERIOR COLOR	INTERIOR COLOR
Driftwood Mica	beige
Freeport Green Metallic	beige
Laser Red Metallic	beige
Mojave Beige Mica	beige
Chestnut Mica	beige
Black Onyx	beige
Glacier White	beige
Sage Green Metallic	beige
Silver Frost Metallic	gray
Moonlight Gray Mica	gray

gray
gray
gray
gray

STYLING

PERFORMANCE

INTERIOR

SAFETY

TECHNOLOGY

FEATURES



mazda
Get in. Be moved.

MPV




B-SERIES



WARRANTY

Mazda warrants that the Mazda vehicle will be free of defects with normal use and prescribed maintenance for 36 months or 50,000 miles, whichever comes first, or Mazda will repair any problem without charge. Ordinary maintenance items or adjustments, parts subject to normal wear and replacement and certain other items are excluded. This transferable "limited warranty" is included on all new 2000 Mazda vehicles sold and serviced in the United States.

Complement the limited warranty on your new vehicle with the Mazda Extended Protection Plan, the only service agreement backed by Mazda. See your Mazda Dealer for details.



MIATA



PROTEGÉ



MILLENNIA

626



EMERGENCY ROADSIDE ASSISTANCE

As part of our commitment to your total satisfaction, Mazda owners are automatically enrolled in our Emergency Roadside Assistance Service Program for the duration of the 36-month/50,000-mile limited warranty. Dead battery? Locked out? When the unexpected happens, this 24-hour service will provide just about any assistance necessary to get your car back on the road and minimize any inconvenience. For complete details, see your Mazda Dealer.