

2003 MAZDA TRUCK

zoom-zoom





**Just for fun, take the road not taken.**



## There's a lot more exhilaration where this came from.

When we talk about the soul of a sports car in everything we build, we're talking first and foremost about driving exhilaration. Expressed in truck terms, that means power and torque, so you can carry larger loads, tow a bigger boat, climb a higher hill. It means a rugged design so you can play — or work — harder, go farther off the beaten path, go where cars fear to tread. It means high-riding style.

The right equipment, options and accessories. It means a Mazda Truck.


The right choice when you want a Truck with a capital T.

ZOOM-ZOOM



## Haul of fame credentials.

What can you take and where can you take it? If those are your first questions about any truck, you'll like our answers: Lots. And nearly anywhere. Thanks to a trio of powerful engines, a choice of 4x2 and 4x4 drivetrains, and Regular Cab, Cab Plus and Cab Plus 4-door models, there's a Mazda Truck that's just right for any job. Want greater towing capacity than Tacoma or Frontier? Then you want a Mazda.



**Power for any purpose:** Our B4000's 4.0-liter V6 delivers 207 hp and 238 lb-ft of torque. The B3000's 3.0-liter V6 serves up 154 hp and 180 lb-ft of torque. While the B2300's 2.3-liter DOHC 4-cylinder provides 143 hp and 154 lb-ft of torque. A 5-speed stick is standard. A 5-speed automatic transmission is available on all three engines.

## Play dirty.

It rained three days this week. The best camping spot in the state is two hills and a muddy, washed-out dirt road away from here. But your Mazda B4000 4x4 Truck is made for those conditions. It has nearly 8 inches of ground clearance, a 28° approach angle and 20° departure angle to get you over rock and hill. You can shift into or out of 4-wheel-drive on the fly (up to 45 mph), so you never need to stop to lock the hubs, and there's a low range for the really rough going. Underbody skid plates protect the fuel tank and transfer case. So the trip's too rough for cars? Too slippery for 2-wheel-drive trucks? Too bad — but not for you. Who said life had to be fair?



Far Left: Easily shift from 2WD to 4WD (at speeds up to 45 mph) with just a quick turn of the convenient dash-mounted control.

Left: Generous ground clearance lets you go places even 4WD cars fear to tread.



With a full range of 4x2 and 4x4 models and three torque-happy engines to choose from, Mazda has the haul of fame credentials you're looking for in a new truck.

## The way we see it, comfort can also be exhilarating.

**Refined Truck.** A contradiction in terms? Not with a Mazda Truck. Here, you'll find both comfort and convenience. Like a 60/40 split-bench seat that's well-shaped and supportive. Air conditioning (std. on most models) is environmentally responsible. A great sound system, sliding rear window and cup holders. Mazda Trucks are tough on the outside, civilized on the inside. But who says you have to let on?

**Make yourself comfortable.** The high, roomy cab gives you a bird's-eye view of traffic. The logical dashboard design makes controls both easy to reach and use. Rack-and-pinion steering with engine-speed-sensing variable assist is standard, as are tinted glass and an extra 12-volt outlet on the dash. What's not to like?

**Fits you like a work glove.** Cab Plus and Cab Plus 4 models provide two folding jump seats for extra passengers. And on most models, an AM/FM/CD stereo system with 4 speakers is also standard. So crank up the volume and enjoy the ride to work.



Hard on the competition. Easy on the eye.

## An Exciting Past. An Exhilarating Future.

**Innovative. Stylish. Fun-to-drive.** For more than 40 years, Mazda has dedicated itself to engineering vehicles for drivers who truly savor the "emotion of motion." That fun-to-drive, connected-to-the-road feeling that can turn a simple drive into an exhilarating experience. Which is why you'll find the "soul of a sports car" in every vehicle we make. From the MX-5 Miata and Protegé5 to Tribute and MPV, Mazdas don't look like — or drive like — anything else on the road. There's a Zoom-Zoom factor in their DNA — part engineering, part spirit. We invite you to share the Mazda spirit with us. You'll definitely find yourself in good company.



Mazda RX-8 Coming Spring/Summer 2003



There's no telling how far Zoom-Zoom can take you. For an experience that's about a million miles away from the ordinary, park your Web browser at [www.MazdaUSA.com](http://www.MazdaUSA.com). You'll not only get to preview two of Mazda's hottest new creations, the exciting MAZDA6 and the adrenaline-pumping Mazda RX-8, you'll also get to "build" the Mazda of your dreams. Select any model, color, options and accessories you like — all interactively. We'll even show you what it looks like, help you request a quote, provide a map to your nearest Mazda dealer, and due you in on special offers. So pay us a visit. And catch up on all the Zoom-Zoom you've been missing.


## A More Liberating Approach To Owner Peace Of Mind.

To ensure your new Mazda continues to be a source of pride and exhilarating performance for years to come, we created the **Mazda Driver's Assurance Plan**. It starts the minute you pick up the keys to your new Mazda. And it protects your new vehicle with a **36-month/50,000-mile "Bumper-to-Bumper" Limited Warranty**. While under warranty, you're also automatically enrolled in our **24-hour Emergency Roadside Assistance** program to help minimize any inconvenience if an unexpected problem should occur on the road. Equally important, should your Mazda ever require a warranty repair, the **Mazda Service Transportation Solution** can typically make sure you have another vehicle to drive. With the Mazda Driver's Assurance Plan, your time and satisfaction come first. And the welcomed results are an exceptional level of customer care and greater peace of mind. For complete details, see your Mazda dealer.

## 2003 MAZDA TRUCK | Accessories



**Folding storage box** provides locking, secure storage for tools and small items. Cover folds open so you can still utilize full length of cargo bed when needed.



**Compass and outside temperature auto-dimming mirror** automatically dims to reduce glare from headlights of cars behind you. Bright LED readout with compass and outside temperature. Replaces interior rearview mirror.



**Side step tubes** make it easier to get in or out of the cab. Sleek, custom-fit aluminum bolt-on design. (Black or Silver)

- Front mask
- Carpet floor mats
- All-weather floor mats
- Bed-rail caps
- Bed extender
- Bedliner
- Soft tonneau cover
- Hood bug deflector
- Retractable tie-down hooks
- Retractable tie-down loops
- Trailer hitch
- Tailgate lock
- Wheel locks
- Engine block heater
- Touch-up paint

**Fog lights.** Give yourself extra visibility in foul weather. Designed for a factory-installed appearance.



All Genuine Mazda Accessories, if installed by a Mazda dealer prior to or at initial vehicle retail delivery, carry the same new-vehicle limited warranty as the Mazda Truck. Ask your dealer for details.







## All you need to pull off those big weekend plans.

With a Mazda B3000 Truck and the optional 5-speed automatic transmission you can tow up to 3900 pounds. A Mazda B4000 Truck, similarly equipped, can tow up to 5740 pounds. That's more than Tacoma or Frontier. So if your plans include jet boats, dirt bikes, ATVs or even a Star Mazda racer, get a Mazda Truck. And get all the pull you need.



Payload/Trailer Weights (lb)			Regular Cab				Cab Plus/Cab Plus 4			
			Axle Ratio	Maximum Payload/GVWR	Maximum Trailer Wt./GCWR	Maximum Payload/GVWR	Maximum Trailer Wt./GCWR			
B2300	4x2	M5	3.73	1260/4360	1640/4800	—	—			
		M5	4.10	—	—	1260/4740	1420/4800			
		A5	4.10	1260/4360	2240/5500	—	—			
B3000	4x2	M5	3.73	—	—	1660/5040	2440/6000			
		M5	4.10*	1260/4700	2540/6000	1260/4940	2360/6000			
		A5	3.73	—	—	1660/5040	3900/7500			
		A5	4.10*	1260/4700	4000/7500	1260/4940	3820/7500			
		A5	4.10	—	—	1260/4940	3280/7000			
B4000	4x2	M5	3.55*	—	—	1260/4940	3280/7000			
		A5	3.55	—	—	1260/4940	5740/9500			
		M5	3.73**	—	—	1260/5100	3000/7000			
		M5	4.10	—	—	1260/5100	3000/7000			
		A5	3.73**	—	—	1260/5100	5480/9500			
B4000	4x4	M5	3.73**	—	—	1260/5100	3000/7000			
		M5	4.10	—	—	1260/5100	5480/9500			
		A5	4.10	—	—	1260/5100	5480/9500			

GVWR= Gross Vehicle Weight Rating; GCWR= Gross Combined Weight Rating; M5= 5-speed manual; A5= 5-speed automatic; \* Dual Sport; \*\* Base

**Payload:** Payload weights shown are maximums and must be reduced by the weight of any passengers or optional equipment. **Trailer Weight:** Trailer weights shown are maximums and must be reduced by the weight of any passengers, cargo, hitch, or optional equipment in the towing vehicle. The following equipment may also be required: load-carrying hitch for trailers under 2,000 lb and load-equalizing hitch for trailers over 2,000 lb. Towing a trailer will have an effect on the vehicle's handling, braking, durability, performance, and driving economy. For specific information on recommended or required equipment, see your Mazda dealer. Hitches are available through manufacturers other than Mazda.

	E2300:	E3000:	E4000:
Engine size/type	2.3-liter 4-cylinder	3.0-liter V6	4.0-liter V6
Valvetrain	DOHC 16-valve	OHV 12-valve	SOHC 12-valve
Bore and stroke	3.45 x 3.70	3.50 x 3.14	3.95 x 3.35
Ignition system	Electronic distributorless	Electronic distributorless	Electronic distributorless
Fuel injection	Electronic multiport	Electronic multiport	Electronic multiport
Horsepower, SAE Net	143 @ 5250 rpm	154 @ 5200 rpm	207 @ 5250 rpm
Torque, SAE Net lb-ft	154 @ 3750 rpm	180 @ 3900 rpm	238 @ 3000 rpm
EPA estimated fuel economy, city/hwy mpg	4x2 Manual 24/29 4x2 Automatic 23/26	4x2 Manual 19/23 4x2 Automatic 17/22	4x2 Manual 17/22 4x2 Automatic 16/21 4x4 Manual 15/19 4x4 Automatic 15/19

	Manual		Automatic		ALL ENGINES
	E2300/B3000	B4000	E2300/B3000	B4000	
1st gear	3.72	3.40	3.72	3.40	2.47
2nd gear	2.20	2.05	2.20	2.05	1.85
3rd gear	1.50	1.31	1.50	1.31	1.47
4th gear	1.00	1.00	1.00	1.00	1.00
5th gear	0.79	0.79	0.79	0.79	0.75
Low	—	2.48	—	2.48	2.48
High	—	1.00	—	1.00	1.00

STEERING	Dual Sport		Dual Sport		Base/SE 4x4 Cab Plus
	Base 4x2 Reg. Cab	SE 4x2 Cab Plus	4x2 Reg. Cab	4x2 Cab Plus	
Ratio	22.0:1	18.7:1	21.5:1	18.7:1	18.7:1
Turning circle (curb-to-curb, ft)	37.7	43.0	39.1	43.0	43.0
Ventilated front discs	10.3	10.3	10.3	11.3	11.3
Rear drums	9.0	10.0	10.0	10.0	10.0
	16.5	19.5	16.5	19.5	19.5
	3008	3214	3271	3486	3762

MECHANICAL FEATURES	Base 4x2	Base 4x4*	SE 4x2	SE 4x4	Dual Sport
2.3L DOHC 16-valve 4-cylinder engine with 143 hp	B2300	—	B2300	—	—
3.0L OHV 12-valve V6 engine with 154 hp	—	—	B3000	—	B3000
4.0L SOHC 12-valve V6 engine with 207 hp	—	S	—	S	B4000
5-speed manual overdrive transmission	S	S	S	S	S
Shift-on-the-fly 4WD system/dual-range transfer case	—	S	—	S	—
Underbody skid plates for fuel tank and transfer case	—	—	—	(CP4)	—
Front independent double-wishbone suspension	S	—	S	—	—
Raised front independent double-wishbone suspension	—	S	—	S	S
Power-assisted rack-and-pinion steering	S	S	S	S	S
4-wheel Anti-lock Brake System (ABS)	S	S	S	S	S
Limited-slip rear differential	—	—	—	CP4	B4000

EXTERIOR FEATURES	Base 4x2	Base 4x4*	SE 4x2	SE 4x4	Dual Sport
15-inch steel wheels; P225/70R15 all-season tires	S	—	—	—	—
15-inch alloy wheels; P225/70R15 all-season tires	—	—	S	—	—
15-inch alloy wheels; P235/75R15 all-terrain tires	—	S	—	—	S
16-inch alloy wheels; P245/75R16 all-terrain tires	—	—	—	S	—
Black bumpers and grille	S	S	—	—	—
Bright bumpers and grille	—	—	S	S	—
Body-color bumpers and grille	—	—	—	Q(n/c)	S
Black wheel-arch moldings	—	S	—	S	—
Body-color wheel-arch moldings	—	—	—	Q(n/c)	S
Black front and rear mud guards	S	S	S	S	S
Class III frame-mounted trailer-hitch receiver	A	A	O/A(B3000) A(B2300)	O/A(CP) S(CP4)	O/A(B3000) S(B4000)
Dual black side-view mirrors	S	S	S	S	S
Solar-control tinted glass	S	S	S	S	S
Sliding rear window	S	S	S	S	S
Cargo-bed light	—	—	S	S	—
Fog lights	A	A	A	S	S
Front tow hooks	—	—	—	CP4	—

INTERIOR FEATURES	Base 4x2	Base 4x4*	SE 4x2	SE 4x4	Dual Sport
2nd-generation dual front air bags†	S	S	S	S	S
Passenger-side air bag deactivation switch†	S	S	S	S	S
3-point outboard front safety belts with pretensioners and height-adjustable shoulder-belt anchors; center lap belt	S	S	S	S	S
60/40 split-bench seat with vinyl upholstery; vinyl floor covering	S	—	—	—	—
60/40 split-bench seat with cloth upholstery; full out-pile carpeting	P	S	S	S	S
Fold-down rear vinyl jump seats with lap belts	—	S	S	S	CP/CP4
Fold-down center armrest with storage compartment and cup holder	P	S	S	S	S
Door-mounted map pockets; cloth-covered sun visors	—	S	S	S	S
Driver's and passenger's vanity mirror	—	—	S	S	—
A-pillar-mounted passenger-assist grips	S	S	S	S	S
Map lights	—	—	S	S	—
Floor console with dual cup holders	S	S	S	S	S
Engine-immobilizer anti-theft system	S	S	S	S	S
Cigarette lighter, plus separate 12-volt power outlet	S	S	S	S	S
Tachometer, voltmeter, engine coolant temperature and oil-pressure gauges	S	S	S	S	S
CFC-free air conditioning	O/P	S	S	S	S
AM/FM stereo with 2 speakers and digital dock	S	—	—	—	—
AM/FM/CD stereo with 4 speakers and digital dock	P	S	S	S	S

OPTIONS AND OPTION PACKAGES	Base 4x2	Base 4x4*	SE 4x2	SE 4x4	Dual Sport
<b>SE-5 Package:</b> Styled steel wheels; cloth seat; full carpeting; carpet floor mats; CFC-free air conditioning; AM/FM/CD stereo	O	—	—	—	—
<b>Convenience Package:</b> Bedliner; leather-wrapped tilt steering wheel; cruise control	O	O	O	O	O
<b>Power Package:</b> Power mirrors; power door locks; remote keyless entry system with 2 remotes; power windows	O	O	O	O	O
<b>Off-Road Package:</b> 31x10.5R15 outline-white-letter tires; 15-inch "tear-drop" alloy wheels; bed-rail caps; side step tubes; bucket seats with center console; carpet floor mats; compass and outside temperature auto-dimming mirror; AM/FM/CD/MP3 stereo (monochromatic Platinum Frost Metallic only)	—	—	—	Q(CP4)	—
5-speed automatic overdrive transmission	O	O	Q(B3000)	O	O
Monochromatic (body-color) trim	—	—	—	Q(n/c)	S
Trailer-hitch receiver	A	A	Q(B3000) A(B2300)	S(CP4) O/A(CP)	S(B4000) O/A(B3000)
Bed extender	O/A	O/A	O/A	O/A	O/A
Bedliner	O/P/A	O/P/A	O/P/A	O/P/A	O/P/A
Folding storage box	O/A	O/A	O/A	O/A	O/A
Tonneau cover-soft	O/A	O/A	O/A	O/A	O/A
Bed-rail caps, Black or Silver	O/A	O/A	O/A	O/P/A	O/A
Side step tubes, Black or Silver	O/A	O/A	O/A	O/P/A	O/A
Carpet floor mats	P/A	A	A	P/A	A
Cruise control; leather-wrapped tilt steering wheel	O/P	P	P	P	P
CFC-free air conditioning	O/P	S	S	S	S
Compass and outside temperature auto-dimming mirror	O/A	O/A	O/A	O/P/A	O/A

EXTERIOR DIMENSIONS (inches)	Dual Sport		Base/SE	
	4x2 Reg. Cab	4x2 Cab Plus	4x2 Reg. Cab	4x4 Cab Plus
Wheelbase	111.6	125.7	111.6	125.7
Overall length	187.5	201.7	187.7	202.9
Height (empty)	64.9	64.8	67.6	67.5
Width	69.4	69.4	70.3	70.3
Track, front	58.6	58.6	58.6	58.6
Track, rear	57.3	57.3	57.3	57.3
Cargo bed length	71.8	71.8	71.8	71.8
Cargo bed depth	16.5	16.5	16.5	16.5
Cargo bed width, maximum (at floor)	52.0	52.0	52.0	52.0
Cargo bed width, between wheelhouses	40.4	40.4	40.4	40.4
Ground clearance (at rear axle)	6.7	6.7	7.3	7.9
Approach angle (minimum)	21°	21°	28°	28°
Departure angle (minimum)	15°	15°	20°	20°

	Regular Cab	Cab Plus/Cab Plus 4
Front headroom	39.2	39.2
Rear headroom	—	35.6
Front legroom	42.4	42.2
Rear legroom	—	40.3
Front shoulder room	54.5	53.8
Rear shoulder room	—	15.3

	Regular Cab	Cab Plus	Cab Plus 4
B2300 Base	•	—	—
B2300 SE	—	•	—
B3000 SE	—	—	•
B3000 Dual Sport	•	•	—
B4000 Dual Sport	—	—	•
B4000 4x4 Base*	—	•	—
B4000 4x4 SE	—	•	•



**CLASSIC WHITE CLEARCOAT**  
 • Mazda Truck 2300 Base Reg Cab Gray Vinyl  
 • Mazda Truck SE 4x2, SE 4x4 Gray Cloth  
 • Mazda Truck Dual Sport, SE 4x4 (monochromatic) Gray Cloth



**MYSTIC BLACK CLEARCOAT**  
 • Mazda Truck 2300 Base Reg Cab Gray Vinyl  
 • Mazda Truck SE 4x2, SE 4x4 Gray Cloth  
 • Mazda Truck Dual Sport, SE 4x4 (monochromatic) Gray Cloth



**PERFORMANCE RED CLEARCOAT**  
 • Mazda Truck 2300 Base Reg Cab Gray Vinyl  
 • Mazda Truck SE 4x2, SE 4x4 Gray Cloth  
 • Mazda Truck Dual Sport, SE 4x4 (monochromatic) Gray Cloth



**PLATINUM FROST METALLIC**  
 • Mazda Truck 2300 Base Reg Cab Gray Vinyl  
 • Mazda Truck SE 4x2, SE 4x4 Gray Cloth  
 • Mazda Truck Dual Sport, SE 4x4 (monochromatic) Gray Cloth



**LAPIS BLUE METALLIC**  
 • Mazda Truck 2300 Base Reg Cab Gray Vinyl  
 • Mazda Truck SE 4x2, SE 4x4 Gray Cloth  
 • Mazda Truck Dual Sport, SE 4x4 (monochromatic) Gray Cloth



**LIGHT TUNDRA METALLIC**  
 • Mazda Truck 2300 Base Reg Cab Gray Vinyl  
 • Mazda Truck SE 4x2, SE 4x4 Gray Cloth



**SUNBURST RED METALLIC**  
 • Mazda Truck 2300 Base Reg Cab Gray Vinyl  
 • Mazda Truck SE 4x2, SE 4x4 Gray Cloth




**SANDSTORM METALLIC**  
 • Mazda Truck 2300 Base Reg Cab Gray Vinyl  
 • Mazda Truck SE 4x2, SE 4x4 Beige Cloth



**CHESTNUT METALLIC**  
 • Mazda Truck 2300 Base Reg Cab Gray Vinyl  
 • Mazda Truck SE 4x2, SE 4x4 Beige Cloth  
 • Mazda Truck Dual Sport, SE 4x4 (monochromatic) Beige Cloth

INTERIOR FABRICS



**GRAY CLOTH**  
 SE, Dual Sport, Base 4x4, Base 4x2 w/SE-5 Pkg.



**BEIGE CLOTH**  
 SE, Dual Sport, Base 4x4, Base 4x2 w/SE-5 Pkg.



**GRAY VINYL**  
 Base 4x2

CP: Cab Plus CP4: Cab Plus 4 S: Standard O: Optional P: Package option A: Dealer-installed accessory  
 •: Available —: Not available n/c: No charge  
 \* Available December 2002.  
 † Always wear your safety belt and deactivate passenger-side air bag when using a rear-facing child safety seat.

**www.MazdaUSA.com**  
 Wherever you see this symbol, you can get the whole story on our interactive Web site.

**PRODUCT CHANGES AND OPTIONS AVAILABILITY:** Following publication of this brochure, certain changes in standard equipment, options, prices and the like, or product delays may have occurred which would not be included in these pages. Your Mazda dealer is your best source for up-to-date information. Mazda reserves the right to change product specifications at any time without incurring obligations. Options shown or described in this brochure are available at extra cost and may be offered only in combination with other options or subject to additional ordering requirements or limitations.



ZOOM-ZOOM



**mazda**

[www.MazdaUSA.com](http://www.MazdaUSA.com)

10% TOTAL RECOVERED FIBER  
ALL POST-CONSUMER FIBER

BETTER DRIVERS  
BUCKLE UP

7755 IRVINE CENTER DRIVE, IRVINE, CA 92618 800-639-1000 ©2002 MAZDA NORTH AMERICAN OPERATIONS PRINTED IN U.S.A. 8/02 (200M) PART NO 9999-92-010T-03