



RENAULT
PRO+

The van you need. Guaranteed.
Renault TRAFIC





The van you need.
Guaranteed.

Re-designed
for everything
you need.
Guaranteed.

Since 1980, the Renault Trafic has helped businesses get the job done. In 2015, the new Trafic was redesigned and with added extras and innovative options, offering better practicality, running costs, comfort and quality.

There's the introduction of an innovative mobile office, more practical loading area and two new engine options for more performance and better fuel consumption.

Enhanced safety features and technology options give you more control while customisation makes it easy to tailor the Trafic to your needs.

To top it off, our comprehensive warranty and capped price servicing give you more peace of mind and value.

So if you're in the trade or a small business owner, Trafic has everything you need. Guaranteed.

Comfort. Guaranteed.
Sit comfier.
Drive easier.
Work better.



From the way you sit, to having things at arm's reach or simply enjoying your daily driving, the Renault Trafic is built to make your work-day better.

The new cabin creates a mobile office on the go – with a fold down centre seat in Twin Turbo models that converts into a workstation, plus laptop storage, detachable clipboard, phone and optional tablet holders. A leather wrapped steering wheel provides ultimate comfort.

To make driving easier, there's a practical 6-way adjustable driver seat with armrest, a digital speedometer to monitor speed and avoid fines, rear parking sensors and reversing camera on Twin Turbo models plus blind-spot mirrors for increased visibility on the road and when parking.

And then there's the storage. With up to 14 storage areas in the cabin alone, there's more than 90 litres of practical space for day-to-day items – giving you a cleaner, safer cabin with work gear stowed away.



Twin Turbo Premium Pack shown

4. With improved steering precision and ride, the Traffic also delivers better road holding and passenger car comfort.

The re-worked engine keeps noise down, reduces fuel consumption and combined with the MacPherson-type front suspension and hydraulic rear dampers, provides a more responsive drive. The front windscreen is also set on a greater angle than your average van for improved harmonics and a quieter drive.

1. 6-way adjustable driver seat with armrest (shown with optional Java upholstery) 2. Optional Cyclade 17" alloy wheels 3. Radio with audio streaming Bluetooth® and steering mounted controls 4. Premium pack interior with 7" MediaNav touchscreen

Performance. Guaranteed.

Haul heavy loads. Drive long journeys. Reduce bottom line.

No matter what business you're in, the improved Renault Traffic engine helps you get the job done.

The Twin Turbo engine is smooth and responsive, ensuring performance and efficiency in the city or open roads. If you're hauling heavy loads, it gives you power and torque at low speeds – saving you fuel with no need to move down gears to get more grunt.

The Single Turbo engine gives you an alternative option suited for built up areas – a perfect balance in terms of performance, fuel consumption and price.

No matter which option you choose, every Renault engine is built with our Formula 1 expertise, where we've broken new ground getting more power out of smaller engines.









Space. Guaranteed.

More room. More storage. More options.

When you get more in, you can get more done, so the Renault Trafic combines an array of clever options for more storage.

There's up to 6.0m³ of cargo storage in back to load bulky items and a clever hatch beneath the passenger seat for long objects, such as pipes or ladders. In the Twin Turbo models, you can fit a class leading 3.75m of load length in the Short Wheelbase and 4.15m in the Long Wheelbase models. What's more, without the need for a roof rack for smaller loads, you'll save fuel, get easier access to low height areas and reduce the possibility of theft.

We've also loaded the Renault Trafic with practical equipment and optional accessories in the cargo area. There's up to 18 cargo ties to secure your gear, space to hang work clothes and keep the cabin clear, a 12V socket conveniently located near the rear door to charge equipment and ceiling rack accessories for even more clever storage.

[BOOK A TEST DRIVE](#)


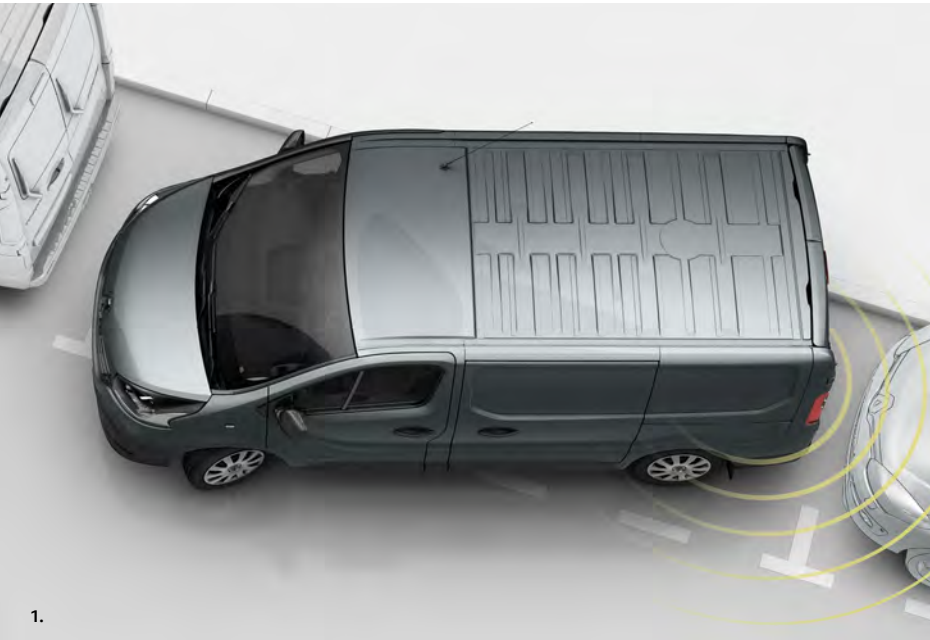


[FIND A DEALER](#)



Safety. Guaranteed.

Protect your people. Protect your business.



There's no point working if you're not protected, so there's increased active and passive safety features for you and your passengers.

Across the entire range, ESC, Hill Start Assist and Grip X-tend give you control regardless of conditions – optimising the traction of the driven wheels on the road and providing greater stability when you hit the work-sites. With standard cornering foglights on Twin Turbo models, you can also see where you're headed in the toughest conditions.

For added safety, Load Adaptive Control (LAC) adjusts the ESC depending on whether the vehicle is empty or fully loaded. When parking, rear sensors help protect your van.



5.

Overseas model shown

In the cabin, driver and passenger safety is ensured with front and side curtain airbags and a clever single passenger seat chest-level airbag. Seatbelts come with load limiters and headrests with 'anti-whiplash' function.

To protect you from flying objects, the bulkhead in Twin Turbo models has passed the 'fridge' test: providing protection from objects weighing 50kg travelling at 50 km/h.

- 1. Rear parking sensors
- 2-2a. Blind-spot side mirrors with optional wide angle mirrors
- 3. Hill Start Assist
- 4. Electronic Stability Control with Load Adaptive Control
- 5. Driver and passenger front and lateral curtain airbags



Overseas model shown



Value. Guaranteed.

Reduce overheads. Add peace of mind.

If there's a way to give your business more value, we've built it into the Renault Trafic.

Up front, the economical engines give you 6.2L/100km,* helped by low-resistance tyres and aerodynamic styling to reduce drag. Electric power steering on all models and Stop&Start technology on Twin Turbo models also keeps driving costs down.

Your lower running costs are further enhanced by long servicing intervals. So while you spend less day-to-day, you also only need regular servicing every 12 months or 30,000kms – with the price of the first three services capped†. And for complete assurance, there's our 3 year, unlimited km warranty and up to 3 years Roadside Assist in the unlikely event you breakdown.

*Combined cycle figures. Vehicle tested in accordance with ADR 81/02 based on combined cycle (city/highway). Actual fuel consumption and CO2 emissions depend on factors such as traffic conditions, vehicle condition and how you drive.





Technology. Guaranteed.

Inbuilt. Or optimised.

The Renault Trafic's integrated and optional technology gives you clever tools for today's conditions, keeping you safe and in control.

You can keep your eyes on the road with Bluetooth® technology* and keep track of your driving habits with a multifunction trip computer. A rear view camera* and sensors also keeps hidden objects in sight, while automatic headlights and rain sensing wipers* adjust to different conditions and ensure maximum visibility at all times.

The optional MediaNav system utilises a 7" touchscreen, giving you easy access to the radio, media, phone, map and satellite navigation. You can also access music from your mobile phone and control the radio via the touchscreen or steering wheel controls.

Eco Mode is standard in every model and influences engine torque, power management and gear change anticipation to help lower fuel consumption by up to 10%. ESM with regenerative braking systems recover kinetic energy when braking and decelerating to help save even more fuel.

The option of a 'Renault Smart Key Card' enables hands free entry and engine start and ensures the van can't be started if the Key Card is in the cargo area.

* Standard on Twin Turbo engines only.

Bluetooth compatibility may vary depending on phone.





Now available in 6 seater.

Trafic Crew.

If you thought there was no way the Renault Trafic could get any better, meet the new Renault Trafic Crew. Available exclusively in long wheel-base, with dual glazed sliding side doors for easy access to the three rear passenger seats. That brings the total seating capacity to six.

There's an integrated glazed bulkhead behind the second row seats to keep your cargo separate and your passengers safe. You'll find storage boxes and pockets under the rear seats to keep your van tidy and organised as well as anti-slip floor covering, door and roof trimming and a 12V accessory socket. Whether you're using it for work or pleasure, the dual-purpose Renault Trafic Crew is ready for anything you throw at it.

Comfort and safety.

Twice the seats,
twice the van.



The two-time award winning medium van of the year now has twice the passenger capacity with 3 individual rear seats added to the Renault Traffic Crew. Each seat features a 3-point seatbelt and headrest so you can carry your whole team to the work site, or your family around town, in comfort and safety, with room in the back for all of your tools and equipment.

The Renault Traffic Crew has been designed with enough storage space to keep all of your gear organised. There are seat storage pockets, two 49L storage boxes under the rear seats, not to mention the ample load space in the back. There's a place for everything in the new Renault Traffic Crew.



Fit out your Traffic Crew with an upgrade to the Lifestyle Pack and you'll get the space plus useful technology, including the MediaNav 7" touchscreen multimedia and navigation system, heated front seat and hands-free key card and engine start.

1. 3 individual rear seats **2.** 2 x 49L storage boxes under the rear seats **3.** Seat storage pockets **4.** Ample load space **5.** Plenty of space plus useful technology



TRAFIC



Colours



Glacier White (S)



Jet Black (M)



Oyster Grey (M)



Mercury (M)



Bamboo Green (S)

(S) Solid Paint, (M) Metallic Paint

Specifications

| MODEL | SWB 85 | SWB 103 | LWB | Crew | Crew Life |
|--|--|--------------------------|-------------|------|-------------|
| ENGINE | | | | | |
| Type | 4 cylinder Common Rail turbocharged diesel | | | | |
| Injection type | Common rail + variable geometry turbo | Common rail + Twin Turbo | | | |
| Fuel type | Diesel | | | | |
| Capacity (cc) | 1,598 | | | | |
| Bore x stroke | 80 x 79.5 | | | | |
| Cylinders / valves | 4 / 16 | | | | |
| Maximum power (kW) / (rpm) | 85 @ 3500 | 103 @ 3500 | | | |
| Maximum torque (Nm) / (rpm) | 300 @ 1500 | 340 @ 1500 | | | |
| TRANSMISSION | | | | | |
| Type | 6 Speed manual | | | | |
| Driven wheels | Front | | | | |
| Speeds at 1000 rpm in: | 6.63 | | | | |
| 1st gear | | | | | |
| 2nd gear | 12.39 | | | | 13.16 |
| 3rd gear | 19.97 | | | | 21.47 |
| 4th gear | 30.7 | | | | 31.17 |
| 5th gear | 39.17 | | | | 40.22 |
| 6th gear | 50.46 | | | | 50.46 |
| STEERING & BRAKES | | | | | |
| Turning Circle (Kerb to Kerb) | 11.84 | | 13.17 | | |
| Turns lock-to-lock | 3.2 | | | | |
| Brakes (Front) | 296 x 28 Disc | | | | |
| Brakes (Rear) | 280 x 12 Disc | | | | |
| WHEELS & TYRES | | | | | |
| Wheels | 6J x 16 | | 6J x 17 | | |
| Tyres (Front) | 205/65 R16C | | 215/65 R16C | | 215/60 R17C |
| Tyres (Rear) | | | | | |
| FUEL CONSUMPTION | | | | | |
| Emission Standard | Euro 5 | | | | |
| Combined cycle (L/100km) | 6.6 | | | | 6.2 |
| Extra urban cycle (L/100km) | 5.9 | | | | 5.7 |
| Urban cycle (L/100km) | 7.9 | | | | 7.2 |
| CO2 emissions | 174 | | | | 164 |
| PERFORMANCE | | | | | |
| Maximum speed (km/h) | 168 | | | | 181 |
| Acceleration (0-100km/h) | 12.4 | | | | 10.8 |
| CAPACITY | | | | | |
| Number of seats | 3 | | 6 | | |
| Fuel tank (litres) | 80 | | | | |
| WEIGHTS (kg) | | | | | |
| Kerb weight | 1665 | 1683 | 1736 | 1879 | |
| Gross vehicle mass | 2900 | 2920 | 3010 | 2940 | |
| Payload | 1235 | 1237 | 1274 | 1061 | |
| Front axle load | 1585 | | | | |
| Rear axle load | 1650 | | | | |
| Maximum towing weight, braked | 2000 | | | | |
| Maximum towing weight, unbraked | 750 | | | | |
| DIMENSIONS (mm) | | | | | |
| Wheelbase | 3098 | | 3498 | | |
| Overall length | 4999 | | 5399 | | |
| Front overhang | 933 | | | | |
| Rear overhang | 968 | | | | |
| Overall height (unladen) | 1971 | | | | |
| Overall width (excluding standard door mirrors) | 1956 | | | | |
| Overall width (including standard door mirrors) | 2283 | | | | |
| Front track | 1615 | | | | |
| Rear track | 1628 | | | | |
| Cargo bay length (Max.) (without / with load-through trap) | 2537 | 2537 / 3750 | 2937 / 4150 | 2423 | |
| Cargo bay height (Max.) | 1387 | | | | |
| Cargo bay width (Max.) | 1662 | | | | |
| Cargo bay width between wheel arches (Max.) | 1268 | | | | |
| Width of sliding doors (Max.) | 1030 | | | | |
| Height of sliding doors (Max.) | 1284 | | | | |
| Rear door entry width (Max.) | 1391 | | | | |
| Rear door entry height (Max.) | 1320 | | | | |
| Loading sill height | 552 | | | | |
| Minimum ground clearance | 160 | | | | |
| VOLUME (M³) | | | | | |
| Load volume | 5.2 | | 6.0 | | 4.0 |
| SERVICE & WARRANTY | | | | | |
| Service interval | 12 months / 30,000km * | | | | |
| Warranty | 3 Years / unlimited km | | | | |

Features

| MODEL | SWB L1H1 VAN SINGLE TURBO | SWB L1H1 VAN TWIN TURBO | LWB L2H1 VAN TWIN TURBO | LWB L2H1 CREW TWIN TURBO | LWB L2H1 CREW LIFESTYLE TWIN TURBO | FORMULA EDITION (SWB & LWB) |
|--|---------------------------------|-------------------------------|-------------------------------|--------------------------------|--|--------------------------------------|
| SAFETY & SECURITY | | | | | | |
| Front driver and passenger airbags | ● | ● | ● | ● | ● | ● |
| Driver and passenger lateral curtain airbags | ● | ● | ● | ● | ● | ● |
| ABS (Anti-Lock Braking System) with EBV (Electronic Brake Variation) | ● | ● | ● | ● | ● | ● |
| EBA (Brake Assist) | ● | ● | ● | ● | ● | ● |
| ESC (Electronic Stability Control) with Load Adaptive Control | ● | ● | ● | ● | ● | ● |
| Anti roll-over protection | ● | ● | ● | ● | ● | ● |
| Grip X-tend | ● | ● | ● | ● | ● | ● |
| Hill Start Assist | ● | ● | ● | ● | ● | ● |
| Electronic immobiliser | ● | ● | ● | ● | ● | ● |
| Daytime running lights | ● | ● | ● | ● | ● | ● |
| Automatic headlights and rain sensing windscreen wipers & Cornering front fog lights | ○ | ● | ● | ● | ● | ● |
| Height adjustable headlights | ● | ● | ● | ● | ● | ● |
| Remote central locking | ● | ● | ● | ● | ● | ● |
| 3 button key with selective opening | ● | ● | ● | ● | ● | ● |
| Hands-free key card and engine start | - | ○ | ○ | ○ | ● | - |
| One touch door locking | ● | ● | ● | ● | ● | ● |
| 3 front seat belts with pre tensioner and load limiter (height adjustable on outer seats) | ● | ● | ● | ● | ● | ● |
| Seat belts warning | ● | ● | ● | ● | ● | ● |
| 3 anti-whiplash front headrests (height adjustable on outer seats) | ● | ● | ● | ● | ● | ● |
| Cruise control and speed limiter | ● | ● | ● | ● | ● | ● |
| Turn indicator lights with highway mode | ● | ● | ● | ● | ● | ● |
| Renault Anti-Intruder Device (R.A.I.D) - automatic locking of doors while driving (activated once above 30km/h) | ● | ● | ● | ● | ● | ● |
| Deadlocking | ○ | ○ | ○ | ○ | ● | ● |
| INTERIOR | | | | | | |
| Height, reach, lumbar adjustable driver's seat with armrest | ● | ● | ● | ● | ● | ● |
| Black cloth seat upholstery | ● | ● | ● | ● | ● | - |
| Java cloth seat upholstery (only available with premium dashboard) | - | ○ | ○ | ○ | ● | ● |
| Premium dashboard with closed storage compartment, chrome-plated instrument panel rings, glossy black side air vent surrounds, chrome-plated gear knob trim, leather covered gear knob and chrome-plated speaker surround (only available with Java seats) | - | ○ | ○ | ○ | ● | ● |
| Fixed dual passenger bench with side support | ● | ○ | ○ | - | - | - |
| Dual passenger bench with under seat storage compartment | - | - | - | ● | ● | - |
| Dual passenger bench with fold down centre seat workstation -includes detachable A4 clipboard, laptop storage and under seat storage compartment- (only available with glazed bulkhead with load through trap) | - | ● | ● | - | - | ● |
| Height, reach, lumbar adjustable single passenger seat with armrest (N/a with glazed bulkhead with load through trap) | - | ○ | ○ | ○ | ○ | - |
| Heated front seat(s) (Passenger bench can't be heated) | - | ○ | ○ | ○ | ● | ● |
| Leather wrapped steering wheel | ○ | ● | ● | ● | ● | ● |
| Power steering | ● | ● | ● | ● | ● | ● |
| Height and reach adjustable steering column | ● | ● | ● | ● | ● | ● |
| Manual air conditioning with pollen filter | ● | ● | ● | ● | ● | ● |
| Climate control air conditioning (only available with automatic headlights, rain sensing windscreen wipers & cornering front fog lights) | - | ○ | ○ | ○ | ● | - |
| Electric front windows with driver anti-pinch function and one touch control | ● | ● | ● | ● | ● | ● |
| Wide view mirror | ○ | ○ | ○ | ○ | ○ | ● |
| Day and night rear view mirror | ● | - | - | - | - | - |
| Automatic dimming rear view mirror | - | ● | ● | ● | ● | ● |
| Digital speedometer | ● | ● | ● | ● | ● | ● |
| Cup holders x3 | ● | - | - | ● | ● | - |
| Cup holders x4 (dash x3, seat back x1) | - | ● | ● | - | - | ● |
| Front door storage (with bottle holders) | ● | ● | ● | ● | ● | ● |
| Dashboard storage | ● | ● | ● | ● | ● | ● |
| Smartphone dock (fits up to 4.7" screen) | ● | ● | ● | ● | ● | ● |
| Digital clock with outside air temperature display | ● | ● | ● | ● | ● | ● |
| Smoking accessory (removable) | ● | ● | ● | ● | ● | ● |
| "Formula Edition" floor mats | - | - | - | - | - | ● |
| Interior light | ● | ● | ● | ● | ● | ● |

● = Standard, ○ = Factory option, - = Not available

| MODEL | SWB SINGLE TURBO | SWB TWIN TURBO | LWB TWIN TURBO | CREW - LONG WHEELBASE TWIN TURBO | LWB L2H1 CREW LIFESTYLE TWIN TURBO | FORMULA EDITION (SWB & LWB) |
|--|------------------|----------------|----------------|----------------------------------|------------------------------------|-----------------------------|
| CREW AREA | | | | | | |
| 3 single seats with large underseat storage and 2 centre armrests | - | - | - | ● | ● | - |
| Reclining seat function | - | - | - | - | ● | - |
| Step-in entrance light | - | - | - | - | ● | - |
| Interior light | - | - | - | ● | - | - |
| Individual LED ceiling lights | - | - | - | - | ● | - |
| 12V socket | - | - | - | ● | ● | - |
| 2 Rear speakers | - | - | - | - | ● | - |
| Sunblinds | - | - | - | - | ● | - |
| Roofliner | - | - | - | ● | ● | - |
| Anti-slip flooring | - | - | - | ● | ● | - |
| Side plastic trim | - | - | - | ● | ● | - |
| TECHNOLOGY | | | | | | |
| Rear parking sensors | ● | ● | ● | ● | ● | ● |
| Reversing camera | ○ | ● | ● | ● | ● | ● |
| Multifunction trip computer | ● | ● | ● | ● | ● | ● |
| 2x15W Radio with steering mounted controls | ● | - | - | - | - | - |
| 2x15W Radio with CD/MP3 player and steering mounted controls | - | ● | ● | ● | - | - |
| MediaNav 7" touchscreen multimedia and navigation system with 2x20W radio | ○ | ○ | ○ | ○ | ● | ● |
| Bluetooth® hands-free connectivity with audio streaming | ● | ● | ● | ● | ● | ● |
| 2x USB audio inputs and 3.5mm AUX jack (Only 1 USB available with MediaNav) | ● | ● | ● | ● | ● | ● |
| 12V dashboard power outlet | ● | ● | ● | ● | ● | ● |
| Automatic Start&Stop engine technology (programmable) | - | ● | ● | ● | ● | ● |
| Gear shift indicator | ● | ● | ● | ● | ● | ● |
| ESM (Energy Smart Management) with regenerative braking systems | - | ● | ● | ● | ● | ● |
| ECO Mode button | ● | ● | ● | ● | ● | ● |
| EXTERIOR | | | | | | |
| 16" Steel wheels - small cover | ● | ● | ● | ● | - | - |
| 17" (215/60 R 17) Cyclade alloy wheels | - | ○ | ○ | ○ | ● | - |
| 17" (215/60 R 17) Cyclade gloss black alloy wheels with liquid yellow centre caps | - | - | - | - | - | ● |
| Electric adjustable and heated door mirrors with wide angle blind spot | ● | ● | ● | ● | ● | ● |
| Under body spare wheel | ● | ● | ● | ● | ● | ● |
| Anti-theft spare wheel holder | ○ | ○ | ○ | ○ | ● | ● |
| Rear mud flaps | ● | ● | ● | ● | ● | ● |
| Protective body side mouldings | ● | ● | ● | ● | ● | ● |
| Body-coloured front bumper, door rail and rear tail light column | - | ○ | ○ | ○ | - | ● |
| Body-coloured front bumper, door rail, rear tail light column, door mirrors with gloss black logo surround and chrome grille | - | - | - | - | ● | - |
| Gloss black 'Renault' logo | - | - | - | - | - | ● |
| Liquid yellow inserts on fog lights surround | - | - | - | - | - | ● |
| Liquid yellow inserts on front grill | - | - | - | - | - | ● |
| "Formula Edition" side stripes | - | - | - | - | - | ● |
| Left sliding door - unglazed | ● | ● | ● | - | - | ● |
| Right sliding door - unglazed (only available with left sliding door - unglazed) | ○ | ● | ● | - | - | ● |
| Right and left sliding doors - glazed | - | - | - | ● | - | - |
| Right and left sliding doors - opening window | - | - | - | - | ● | - |
| Rear window demister | ● | ● | ● | ● | ● | ● |
| Rear windscreen wipers (not available with Dual rear doors with 270 degree opening) | ● | ● | ● | ● | ● | ● |
| Rear tailgate - glazed | ● | ○ | ○ | ○ | ○ | - |
| Dual rear doors with 180 degree opening - glazed | ○ | ● | ● | ● | ● | ● |
| Dual rear doors with 270 degree opening - glazed | - | - | ○ | ○ | ○ | - |
| CARGO | | | | | | |
| Coat hooks x2 | - | ● | ● | - | - | ● |
| Steel bulkhead - glazed | ○ | ○ | ○ | - | - | - |
| Steel bulkhead - glazed with load-through trap | - | ● | ● | - | - | ● |
| Bulkhead - glazed | - | - | - | ● | ● | - |
| Anchorage points x6 | - | - | - | ● | ● | - |
| Anchorage points x12 | - | - | - | ● | ● | - |
| Anchorage points x16 | - | ● | - | - | - | ● |
| Anchorage points x18 | - | - | ● | - | - | - |
| 12V power outlet | ● | ● | ● | ● | ● | ● |
| 2x Interior cargo area lighting (Only 1 available on Crew variants) | ● | ● | ● | ● | ● | ● |
| LED ceiling lighting | ○ | ○ | ○ | - | - | ● |
| Mid-height cargo area lining | ● | ● | ● | ● | ● | ● |
| Anti-slip timber floor and plywood cargo area lining (only available with Glazed barn doors) | ○ | ○ | ○ | - | - | - |
| Heavy Duty 800A battery | ○ | ○ | ○ | ○ | ● | ● |

| MODEL | SWB SINGLE TURBO | SWB TWIN TURBO | LWB TWIN TURBO | CREW - LONG WHEELBASE TWIN TURBO | LWB L2H1 CREW LIFESTYLE TWIN TURBO | FORMULA EDITION (SWB & LWB) |
|---|------------------------|----------------------|----------------------|--|--|--------------------------------------|
| PACKS: | | | | | | |
| Trade Pack (SWB with Single Turbo engine only) | | | | | | |
| Full Height Timber Side Protection Panelling Timber Floor with Anti-Slip Finish LED Ceiling Lights Wide View Mirror Deadlocking System Anti-Theft Spare Wheel Holder Heavy Duty Battery Leather Finished Steering Wheel Front Fog/Cornering Lights Rear View Camera Automatic Headlights & Wipers | ○ | - | - | - | - | - |
| Trade Pack (SWB, LWB & Crew with Twin Turbo engine) | | | | | | |
| Full Height Timber Side Protection Panelling Timber Floor with Anti-Slip Finish LED Ceiling Lights Wide View Mirror Deadlocking System Anti-Theft Spare Wheel Holder Heavy Duty Battery | - | ○ | ○ | ○ | - | - |
| Business Plus Pack (SWB, LWB & Crew (exc. Lifestyle) with Twin Turbo engine) | | | | | | |
| Automatic Climate Control Air Conditioning Premium Dashboard with Dash Storage Compartment, Chrome & Gloss Black Cabin Highlights & Leather Covered Gear Knob MediaNav Evolution Navigation & Media System with Arkamys® Sound System & 7" Touch Screen Hands-Free Card Entry System Heated Driver Seat "Java" Premium Charcoal Cloth Upholstery Body Colour Front Bumper, Tail Light Surround & Slide Door Rail 17" 'Cyclade' Alloy Wheels LED Daytime Running Lamps | - | ○ | ○ | ○ | - | - |
| WARRANTY | | | | | | |
| 3 Year / unlimited Kilometres with 24 Hour Roadside Assistance | ● | ● | ● | ● | ● | ● |

● = Standard feature, ○ = Factory Option, - = Not Available

Technical Information


Dimensions



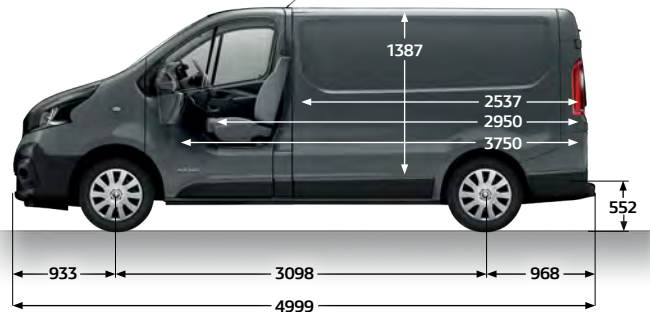
Short Wheelbase



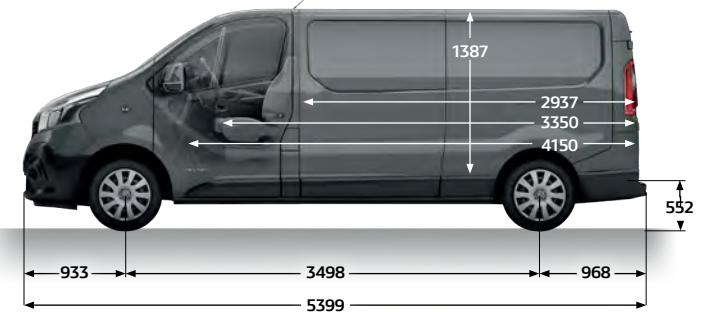
Crew Long Wheelbase



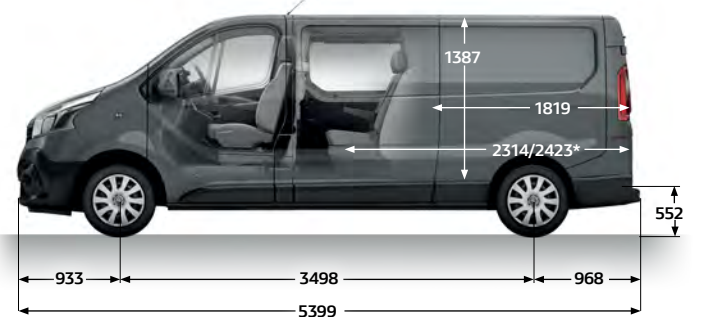
Short Wheelbase



Long Wheelbase



Crew Long Wheelbase



| MODEL | SWB SINGLE TURBO | SWB TWIN TURBO | LWB TWIN TURBO | LWB TWIN TURBO CREW |
|--|------------------|----------------|----------------|---------------------|
| DIMENSIONS (mm) | | | | |
| Wheelbase | 3098 | | 3498 | |
| Front track | 1615 | | | |
| Rear track | 1628 | | | |
| Overall height (unladen) | 1971 | | | |
| Overall width (excluding standard door mirrors) | 1956 | | | |
| Overall width (including standard door mirrors) | 2283 | | | |
| Overall length | 4999 | | 5399 | |
| Cargo bay length (Max.) (without / with load-through trap) | 2537 | 2537 / 3750 | 2937 / 4150 | 2314 / 2423 |
| Cargo bay width | 1662 | | | |
| Cargo bay height | 1387 | | | |

| MODEL | SWB SINGLE TURBO | SWB TWIN TURBO | LWB TWIN TURBO | LWB TWIN TURBO CREW |
|--------------------------------------|------------------|----------------|----------------|---------------------|
| Cargo bay width between wheel arches | 1268 | | | |
| Front overhang | 933 | | | |
| Rear overhang | 968 | | | |
| Width of sliding doors | 907 / 1030 | | | |
| Height of sliding doors | 1284 | | | |
| Rear door entry width | 1391 | | | |
| Rear door entry height | 1320 | | | |
| Loading sill height | 552 | | | |
| Minimum ground clearance | 160 | | | |
| VOLUME (M³) | | | | |
| Load volume | 5.2 | | 6.0 | 4.0 |

Genuine accessories



1.



2.



3.

1. Interior roof rack 2. Front grille trim 3. Epoxy steel ladder

| ACCESSORY NAME | PART NUMBER | ACCESSORY NAME | PART NUMBER | ACCESSORY NAME | PART NUMBER |
|---|-------------|---|-------------|---|--------------|
| Rear parking sensors | 8201373014 | Floor mats – carpet | 8201437621 | Steel walkway – L1, swinging doors | 8201468205 |
| LED interior lights – pair | 8201529567 | Floor mats – rubber | 8201501196 | Epoxy steel ladder – swinging doors | 8201468223 |
| LED bulbs | 8201543589 | Smoking kit | 8201375535 | Aluminium roof bars – L1, pair | RACX82401 |
| Interior roof rack – L1 | 8201454554 | Front weathershields | 8201487233 | Aluminium roof rack with roller – L1 | RACX82400 |
| Rear window protection grille – tailgate | 8201454536 | Sunblinds – L1, side windows | 8201506978 | Aluminium roof rack with roller – L2 | RACX82402 |
| Rear window protection grille – swinging doors | 8201454538 | Sunblinds – L2, side windows | 8201506979 | Aluminium roof bars – L2, pair | RACX82403 |
| Window protection grille – right sliding door | 8201454540 | Sunblind – tailgate | 8201506974 | Additional crossbar – incl. mounting | RACX82404 |
| Window protection grille – left sliding door | 8201454542 | Side mirror trim – chrome, pair | 8201487253 | Canopy – fits on roof bars | 7711573938 |
| Plastic floor – L1 | 8201515918 | Left sidestep – L1 | 8201555022 | Conduit carrier | 7711574510 |
| Heavy duty wooden floor – L1, 1 x left sliding door | 8201526111B | Right sidestep – L1 | 8201487337 | Ski carrier – 4 pairs of skis | 7711420778 |
| Heavy duty wooden floor – L2, 1 x left sliding door | 8201526112B | Left sidestep – L2 | 8201555027 | Aluminium roof bar adaptor for ski carrier | 7711421178 |
| Heavy duty wooden floor – L1, 2 x sliding doors | 8201526114B | Right sidestep – L2 | 8201487347 | Steel roof bar adaptor for ski carrier | 7711420781 |
| Heavy duty wooden floor – L2, 2 x sliding doors | 8201526115B | Front grille trim | 8201487402 | Bicycle carrier – fits to roof bars, 1 bike | 7711577325 |
| Heavy duty wooden side panels – L1, 1 x left sliding door | 8201519530B | Fog lamps | 8201487010 | Folding roof pod – 340L | 7711419549 |
| Heavy duty wooden side panels – L2, 1 x left sliding door | 8201519532B | Cargo entry protector | 8201403684 | Roof pod – 480L | 7711575525 |
| Heavy duty wooden side panels – L2, 2 x sliding doors | 8201519538B | 17" Cyclade alloy wheels | 403007968R | Roof pod – 630L | 7711575526 |
| Heavy duty wooden side panels – L1, 2 x sliding doors | 8201519535B | 17" Renault centre caps | 403156567R | Urban loader roof pod – 500L | 7711578086 |
| Wooden wheel arch protector – L1 | 8201507159B | 16" Renault wheel trims | 403156650R | Cargo barrier – ADR approved | H7600X8200AU |
| Wooden wheel arch protector – L2 | 8201518341B | Anti theft wheels nuts – for steel and alloy wheels | 8201403824 | Rear step – to suit towbar | G9163X8200PS |
| Cargo net – horizontal | 7711211649 | iPhone 4 support | 7711576531 | Rear step – without towbar | G9163X8211PS |
| Swinging doors protector | 8201403828 | Smartphone support | 7711574875 | Towbar tongue – to suit rear step | G9166X8210AU |
| Rear wheel arch protectors | 8201403817 | Fire extinguisher bracket | 8201467458 | Towbar tongue – without rear step | G9166X8211AU |
| Front wheel arch protectors | 8201403816 | 1kg extinguisher with pressure gauge | 7711419386 | Towbar – incl. wiring harness, excl. tongue | G9162X8200AU |
| Rear mudguards | 788128132R | Safety and first aid kit | 7711425749 | Wiring harness kit | B4097X8200AU |
| Front mudguards | 8200461531 | Alarm | 8201275128 | A Pillar handle | PHX82AP |
| | | Snow chains – 205/65 R16 | 7711573281 | B Pillar handle | PHX82BP |
| | | Steel roof bars | 8201468175 | D Pillar handle | PHX82DP |
| | | Galvanized steel ladder – swinging doors | 8201468217 | | |
| | | Steel roof rack – L1, swinging doors | 8201468197 | | |
| | | Steel roof rack – L2, swinging doors | 8201468198 | | |

Renault Pro+



Service + Expertise + Convenience

Renault Pro+ Dealer staff are dedicated to providing you with the highest level of personal service to help you find the best vehicle solution for your business.

They have specialist training and are enthusiastic about using their expert knowledge of the Renault commercial range to find the vehicle that is right for you at an affordable price.

Pro+ Dealers provide a wide range of extra services to business customers to keep you mobile and productive. When you visit a Renault Pro+ Dealer you can expect service that is designed to let you focus on your No.1 priority – your business.


The specialised Renault Pro+ network



Overseas model shown


Pro+ Dealers have to meet extra standards to be eligible to become commercial vehicle specialists within the Renault network.

DISCOVER MORE >



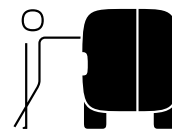
Specialists at your service

Highly trained salespeople and service advisors with the extra skills required to sell and service commercial vehicles.



Decisions made easier

With more vehicles available, including conversions, choosing the right vehicle for your business is easy at a Renault Pro+ Dealer.



Your mobility guaranteed

A range of extra services to keep you mobile - extended workshop hours, on-site pick up and delivery, free service loan vehicles and more.

Our quality. Your peace of mind.

When you choose a Renault Commercial Vehicle, you can look forward to years of productive and economical service, backed by a trusted and reliable brand.

Comprehensive Warranty

With over 100 years of Commercial Vehicle history, our experience is reflected in the design, performance and quality of every vehicle we sell. We're so confident of the quality in your new Renault Kangoo, we back it with a 3 year, unlimited km warranty.

24/7 Roadside Assistance

As a new Renault owner, you are backed by Renault's 24/7 Roadside Assistance for the length of your warranty when you service your vehicle with Renault, regardless of how many kilometres you travel. Simply call 1800 009 008 and we'll provide the support you need. Available 24/7, 365 day a year, all across Australia.

Servicing

For easy budgeting, enjoy Capped Price Services for the first 3 scheduled maintenance services. Plus, to minimise disruption to your business, authorised Renault dealers also have low-cost loan vehicles available to use. Authorised Renault Dealers have Registered Renault Factory Trained Technicians (COTECHs) and only use genuine Renault parts, equipment and tools specially designed for your Renault. There is also a 1 year parts and labour guarantee on all repairs. With a clear, simple and transparent pricing structure for all servicing, Renault provide reassurance, when you need it most.

TAKE A CLOSER LOOK



FIND A DEALER






For more information
visit renault.com.au



For more information call 1800 009 008 or visit www.renault.com.au. Details at November 2018 and subject to change. Vehicles displayed in this brochure are overseas models and shown for illustration purposes only. Australian vehicles may differ in characteristics, specifications, equipment, accessories and colours than shown in this brochure. Please see your Renault dealer for full specification and vehicle option queries. Vehicle Distributors Australia Pty Ltd reserve the right to modify its models without notice including their characteristics, specifications, equipment, accessories and colours. Publication date November 2018. Vehicle Distributors Australia Pty Ltd Level 4, 10 Nexus Court, Mulgrave, Victoria 3170.

Renault recommends 

   renault.com.au