



The Ultimate
Driving Machine



THE BMW 2 SERIES COUPÉ AND CONVERTIBLE.

BMW EFFICIENT DYNAMICS.
LESS EMISSIONS. MORE DRIVING PLEASURE.

THE BMW 2 SERIES COUPÉ AND CONVERTIBLE.



INNOVATION AND TECHNOLOGY.



18 BMW EfficientDynamics



20 BMW ConnectedDrive



22 Suspension and safety

EQUIPMENT.




24 Models



32 Equipment highlights



36 Exterior colours



38 Interior colours



40 Wheels and tyres



41 Genuine BMW Accessories





**RE-WRITING
THE RULE BOOK.**



EXCEPTIONAL PERFORMANCE.

VARIABLE SPORT STEERING* FOR NOTICEABLY MORE DIRECT RESPONSE || 50:50 WEIGHT DISTRIBUTION FOR MAXIMUM AGILITY || BEST-IN-CLASS DYNAMICS IN THE COMPACT SEGMENT

* Standard for M240i models.



CAPTIVATING AND COMPELLING.

ICONIC DESIGN || ELONGATED BONNET || SWEEP-BACK GREENHOUSE ||
LONG WHEELBASE || SLEEK SILHOUETTE || ELEGANT SWAGE LINES



EYE-CATCHING AND COMPELLING.

OPTIONAL BMW ICON ADAPTIVE LED HEADLIGHTS II
LARGER, MORE DYNAMIC AIR INLETS II EXPRESSIVE FRONT DESIGN



THE HEART LEADS. THE MIND FOLLOWS.

ERGONOMIC CONTROLS WITH CONSISTENT DRIVER ORIENTATION II
RE-DESIGNED PREMIUM INTERIOR WITH PEARL CHROME ACCENTS II
LATEST GENERATION OF BMW NAVIGATION WITH CONNECTED DRIVE
FEATURES AS STANDARD



FREE AND SPIRITED.

EXPRESSIVE REAR DESIGN II LOW VISUAL CENTRE OF GRAVITY II
LIGHTS WITH EDGIER AESTHETICS II FULLY RETRACTABLE ROOF FOR
MAXIMUM CONVERTIBLE FEELING



GROUNDBREAKING.

ONE THING IS CERTAIN: THESE TWO ARE DIFFERENT. THEY CREATE FASCINATING EXPERIENCES ON EACH DRIVE, RANGING FROM THE EXPLICITLY SPORTY TO THE EXCITINGLY STYLISH. WITH A COMPACT DESIGN EVOKING A SENSE OF UNLIMITED FREEDOM AND PALPABLE ATHLETICISM THAT COMMUNICATES ITSELF BEFORE THE CAR HAS EVEN MOVED AN INCH. WITH AN INTERIOR THAT BOASTS PREMIUM MATERIALS AS WELL AS SUPREME WORKMANSHIP, ALONG WITH INNOVATIVE TECHNOLOGY EFFORTLESSLY CONNECTING ITS OCCUPANTS WITH THE OUTSIDE WORLD. DISCOVER PASSION. DISCOVER CHARISMA. **DISCOVER THE BMW 2 SERIES COUPÉ AND CONVERTIBLE.**

MORE POWER FROM LESS FUEL.

More power from three to twelve cylinders. Consume less, experience more – the **BMW TwinPower Turbo engines** offer the greatest possible dynamic performance with the greatest possible efficiency thanks to the newest injection systems, variable output control and sophisticated turbocharger technology. Whether diesel or petrol, and no matter how many cylinders, the engines from the BMW EfficientDynamics engine family allow more agile power delivery and outstanding responsiveness even at low rpms, while being fuel-efficient and low in emissions.

MORE DRIVING PLEASURE, LESS EMISSIONS.

BMW EfficientDynamics includes not only the engine and drivetrain, but rather the whole vehicle concept, including intelligent energy management. Provided as standard in every BMW, a variety of innovative technologies contribute to continuously improving efficiency. Via engine efficiency measures, electrification, lightweight construction methods and optimised aerodynamics, BMW is striving to reduce the CO₂ emissions of its fleet.

MORE SPEED, LESS WEIGHT.

Lower weight with intelligent lightweight construction. Special consideration for every last detail – intelligent lightweight construction means that the optimal material is found and implemented for each part of the vehicle. With extremely light high-tech materials such as aluminium and carbon fibre, **BMW EfficientLightweight** is pursuing the goal of minimising vehicle weight. That leads to even more dynamic performance, increased stability and heightened vehicle safety and comfort.



DRIVE PERFORMANCE CONTROL

Drive Performance Control lets the driver choose between the standard Comfort mode, the more efficient ECO PRO mode and Sport and Sport+¹ modes for an even more dynamic drive. ECO PRO mode adjusts the characteristics of automatic transmission and heating/air conditioning settings to make the drive as fuel efficient as possible.

AUTOMATIC TRANSMISSION

The optional eight-speed automatic transmission with Steptronic, exclusively available for 218i and 218d models, ensures particularly smooth gearshifts and outstanding driving comfort, thanks to fast engine speed transitions and tightly spaced gear ratios. It unites superb comfort with impressive dynamics and increased fuel efficiency.

AUTOMATIC START/STOP FUNCTION

The Automatic Start/Stop function switches off the engine when the vehicle comes to a temporary standstill (e.g. at traffic lights or in a traffic jam), which can reduce overall fuel consumption. When the driver presses down on the clutch (manual transmission) or takes their foot off the brake (Steptronic transmission), the engine automatically starts up again in a fraction of a second.

**IN THE BMW 2 SERIES
COUPÉ AND CONVERTIBLE.**



¹ Only available in conjunction with additional equipment.

REGISTERS UP TO **360** DEGREES
OF THE VEHICLE'S SURROUNDINGS.

Enjoy the greatest convenience and the highest level of safety with BMW ConnectedDrive. For driving, parking and visibility, the BMW ConnectedDrive driver assistance systems are there when you need them, reliably, in every situation. The most cutting-edge systems, such as radar, ultrasound and cameras, dependably register the vehicle's surroundings, forming the basis for intelligent driver assistance systems. Whether activated when desired, or as emergency assistance in the background – the assistance systems from BMW ConnectedDrive make every drive in your BMW safer and more convenient.

**CONNECTED FOR
OVER 20 YEARS.**

Focused on the future – from the very beginning. By the 1990s, BMW had already made headway in connected mobility. Another milestone of the digital future was surpassed in 2004 with vehicles with built-in SIM cards. Then came the first online functionality, Google Services and innovative display systems such as the BMW Head-Up Display. Throughout this process, the desires of the customer have always taken centre stage. In a first for a premium automobile manufacturer, BMW makes it possible to book and pay for services flexibly via the BMW ConnectedDrive Store, in the vehicle or on a computer at home. And with the introduction of BMW Connected and the Open Mobility Cloud, BMW is taking the next steps into the future of mobility.

MORE THAN **20** SERVICES
IN THE BMW CONNECTED DRIVE STORE.

ConnectedDrive Services forms the basis for intelligent BMW ConnectedDrive functions, as well as integration of selected smartphone apps. This equipment also provides access to the BMW ConnectedDrive Store, in which services and apps can be easily ordered and extended, any time and anywhere to suit the user's individual requirements – for example, with Concierge Service or Online Entertainment, which turn every drive into a convenient and entertaining experience.

**With BMW Connected,
in touch 24/7.**

What would it be like if you were never late again? What if your BMW already knew your preferred destinations? How would you like reliable navigation, whether you're sitting in your vehicle or not? BMW Connected provides you with the information you need, when and where you want it. BMW Connected is a personal mobility assistant which facilitates your everyday mobility and aids you in reaching your destinations relaxed and on time. With the BMW Connected app, mobility-relevant information such as recommendations for optimal departure times are available via a smartphone or smartwatch and can be seamlessly transmitted to the car.

BMW ONLINE SERVICES.

BMW Online Services enables access to the BMW Online portal to view a wide range of information services and forms the basis for using the BMW ConnectedDrive functions. In addition, selected smartphone apps can be used in the vehicle and the BMW ConnectedDrive Store can be accessed.¹

BMW CONNECTED.

BMW Connected is a personal mobility assistant which facilitates everyday mobility and aids drivers in reaching their destinations relaxed and on time. Mobility-relevant information such as recommendations for optimal departure times are available remotely via iPhone or Apple Watch and can be seamlessly transferred into the car.¹

CONCIERGE SERVICES.

Concierge Services puts the driver through to a BMW Call Centre agent at the touch of a button. The agent can locate a particular restaurant, the closest cash dispenser or an emergency pharmacy and send the address details directly to the car's BMW navigation system.¹

ONLINE ENTERTAINMENT.

With Online Entertainment you have direct and unlimited access to millions of songs without the need for a mobile or MP3 device in the vehicle. Online Entertainment is a Music on Demand function that uses the built-in vehicle SIM to access the music database of either Deezer or Napster (provider is subject to change without notice).²

¹ Available as optional equipment.

² The use of a flat-rate for music provided by a BMW music partner is dependent on the conditions of the relevant partner. This is free of charge for the period of one year. For more information on each of the current music providers please see www.deezer.com/features or www.napster.co.uk.

■ Standard equipment □ Optional equipment

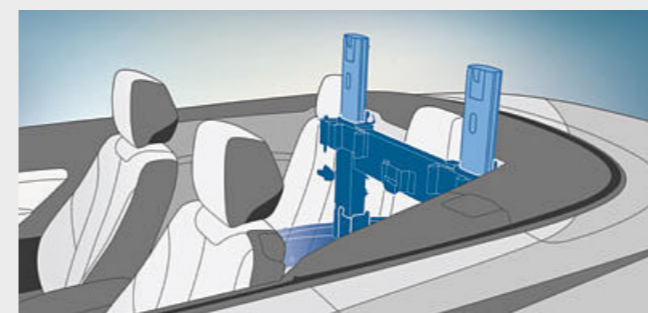


The **rear-wheel drive** forms the basis for classic BMW steering precision, agility and sporty driving characteristics. Seeing as propulsion comes from the rear instead of the front wheels, it enables highly sensitive steering and the ideal weight distribution of 50:50. This ensures great traction and directional stability on bends.

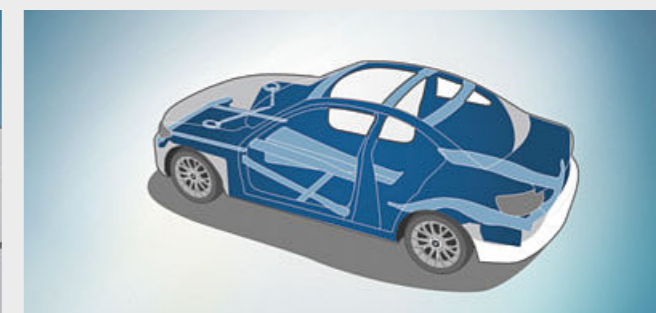
The intelligent **BMW xDrive all-wheel drive system** smoothly and variably distributes drive power to the front and rear wheels for maximum traction, driving dynamics and safety in every driving situation. For even better agility, the electronically controlled power distribution counterbalances over and under-steering on bends, among other things.

An ideal **axle load distribution of 50:50** helps ensure great directional stability, agile handling and a precise steering response. While at the same time, a lower centre of gravity and shorter overhangs further improve driving characteristics.

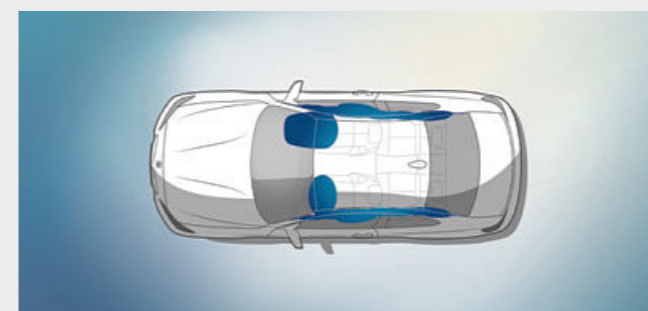
Dynamic Stability Control+ (DSC+) stabilises the vehicle as soon as any skidding motion is detected. Its extended functionality includes Cornering Brake Control (CBC), Hill-start and Brake Assist, brake drying and braking readiness. For even more athletic driving, the Dynamic Traction Control (DTC) function allows increased wheel slip.



■ The **roll-over protection system** in the rear headrests combined with the roll-over bar integrated into the windscreen frame forms the 'passenger compartment'. In case of an accident the protective bars integrated into the headrests extend in fractions of a second to significantly improve head protection should the car turn over – guaranteeing a higher degree of safety.



■ The functional structure of the **passenger cell** is composed of a specialised system of beams and nodal connections, featuring strategically deployed high-strength materials which deliver maximum passive safety in the event of front, side and rear collisions.



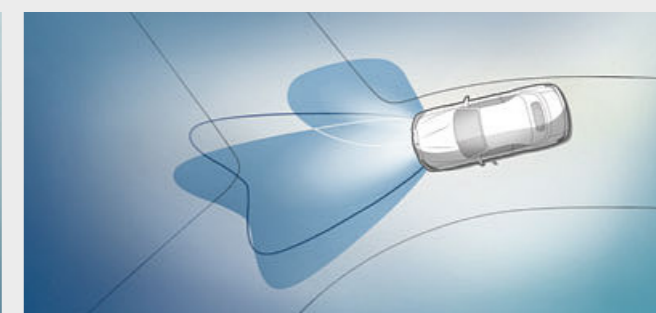
■ **Airbags** for driver and front passenger are part of the optimally coordinated safety components in a BMW. Overall, six airbags provide targeted protection: including driver and front passenger airbags, airbags for the entire window surface on the side¹, and side airbags integrated into the front seat backrests.



■ **Tyre pressure monitoring** with a three-level warning strategy reads the tyre pressure at all times and automatically warns the driver of any loss of pressure. The system detects the air pressure of each tyre via a sensor and transmits the values wirelessly to a control unit. So Tyre pressure monitoring is capable of displaying both slow and rapid loss of air pressure.



■ **BMW Emergency Call** automatically establishes a voice connection with the local emergency services without the use of a mobile phone. It also transmits additional information such as the vehicle's current location. BMW Emergency Call can also be triggered manually in case other road users require help.



□ **BMW Icon Adaptive LED Headlights** with low and high-beam headlights include LED indicators, High-beam Assistant and Adaptive headlights. The equipment also features automatic height adjustment and four 'white' LED Corona rings used for Daytime Driving Lights.

¹ Only available for the BMW 2 Series Convertible.

■ Standard equipment □ Optional equipment



Selected SE model equipment features:

- 17" light alloy Y-spoke style 380 wheels with run-flat tyres
- Air conditioning, single-zone automatic
- Bluetooth hands-free facility with USB audio interface and audio streaming
- BMW ConnectedDrive Services comprising:
 - BMW Emergency Call
 - BMW Navigation System
 - BMW Online Services
 - BMW TeleServices
 - Real Time Traffic Information (RTTI)
 - Remote Services
- BMW Professional radio with single CD player (with MP3 playback capability)
- Interior trim, Satin Silver
- LED foglights, front
- LED headlights
- LED rear light bars
- Park Distance Control (PDC), rear
- Sport multi-function leather steering wheel, Black
- Rear-view mirror, automatically dimming



■ 17" light alloy Y-spoke style 380 wheels, Reflex Silver, 7J x 17 with 205/50 R17 tyres.



■ All the controls in the driver-oriented cockpit follow an intuitive layout. The single-zone automatic air conditioning system with microfilter and air recirculation ensures pleasant conditions in the interior.



■ The standard seats with Move cloth upholstery in Anthracite provide multiple adjustment options for an ideal seat position.

SPORT.

■ Standard equipment □ Optional equipment



■ The Sport model's dynamic interior ambience is underscored by the High-gloss Black interior trim with Coral Red finisher.



■ Sport seats in optional Black Dakota leather with Red highlight perfectly match the Sport model design.

Sport model exterior equipment:

- 17" light alloy Double-spoke style 725 wheels; other wheels available
- Exhaust tailpipe/s with Black Chrome finisher
- Front air inlet with High-gloss Black finisher
- Kidney grille with extra-wide High-gloss Black vertical slats
- Rear bumper with High-gloss Black finisher

Sport model interior equipment:

- Ambient lighting – switchable BMW Classic Orange / Cold White LED
- Door sill finishers with BMW designation, front
- Drive Performance Control with additional SPORT+ mode
- Interior trim, High-gloss Black with Coral Red finisher
- Remote control with integrated key, Red inset
- Sport instrument cluster
- Sport multi-function leather steering wheel with Red contrast stitching
- Sport seats, front, in Corner cloth upholstery; other upholstery options available



■ 17" light alloy Double-spoke style 725 wheels, Orbit Grey, 7.5J x 17 with 225/45 R17 tyres.



□ 18" light alloy Double-spoke style 384 wheels, Orbit Grey, front 7.5J x 18 with 225/40 R18, rear 8J x 18 with 245/35 R18 run-flat tyres.

■ Standard equipment □ Optional equipment



■ In the interior of the BMW 2 Series Coupé, the M Sport leather steering wheel with M emblem and the optional Aluminium Hexagon interior trim with High-gloss Black finisher underscore the vehicle's sporting credentials.



■ Sport seats upholstered in Hexagon cloth/Alcantara Anthracite also feature Estoril Blue contrast stitching. These seats offer the driver and front passenger optimal support.

M Sport model exterior equipment:

- 18" M light alloy Double-spoke style 719 M wheels, Bicolour Jet Black
- Exclusive paint in Estoril Blue metallic; other paints available
- Exhaust tailpipe/s in Chrome
- Exterior trim, High-gloss Shadowline
- Kidney grille with extra-wide High-gloss Black vertical slats
- LED headlights
- M aerodynamic bodystyling
- M logo designation on front wings in Chrome
- M Sport suspension

M Sport model interior equipment:


- Ambient lighting, switchable BMW Classic Orange/Cold White LED
- Door sill finishers with M designation
- Drive Performance Control with additional SPORT+ mode
- Full Black panel display
- Headlining, Anthracite (Coupé only)
- Interior trim, Aluminium Hexagon with Estoril Blue trim finisher; other trims optionally available
- M Sport multi-function steering wheel, finished in Nappa leather
- Remote control with integrated key and inset in Blue
- Sport seats for driver and front passenger in Hexagon cloth/Alcantara upholstery; Dakota leather optionally available



■ 18" M light alloy Double-spoke style 719 M wheels, Bicolour Jet Black, front 7.5J x 18 with 225/40 R18, rear 8J x 18 with 245/35 R18 run-flat tyres.



□ The M seat belts with belt tensioner and belt force limiter boast an exquisite woven highlight in the classic M colours.



■ When the front doors are opened, one's eyes are automatically drawn towards the M door sill finishers made of aluminium.

BMW M.

The BMW M240i.

Impressive driving dynamics and a genuine motorsport feel are hallmarks of a BMW M vehicle like the M240i. With its unmistakably athletic sound, the car's BMW M TwinPower Turbo six-cylinder in-line petrol engine is engineered to delight. With a breathtaking output of 340hp (250kW), it is just the thing for anybody who ever dared to dream of more performance. Its optimised cooling system is well up to the task of dealing with its heightened performance. Low-set M Sport suspension with individual M240i set up, Variable Sport steering and M Sport brakes combine to masterfully transmit power to the road. Short-throw gearshifts with manual transmission transform quick gear changes into a thrilling experience. While the M aerodynamic bodystyling offers an excellent visual interpretation of the vehicle's athletic pedigree. This includes a front apron with larger air inlets, special side skirts and a rear apron with a diffuser insert. The twin round tailpipes are finished in Dark Chrome. The M240i features 18" light alloy wheels in an exclusive M Double-spoke design. In the interior, driver and front-seat passenger enjoy Sport seats that offer outstanding lateral support. The easy-grip M multi-function steering wheel is finished in Nappa leather. Interior trim finishers offer a tantalising visual foretaste of the vehicle's athletic potential.



Aerodynamic bodystyling refines the vehicle aerodynamics even further and includes a front apron with larger air inlets, special side skirts and a rear apron with a diffuser insert in addition the exhaust tailpipes are finished in Dark Chrome.



The instrument cluster with chronoscales and Info Display provides a clear overview of all relevant information while at the same time making you anticipate the drive, with M240i lettering that lights up when you start the BMW M vehicle.

■ Standard equipment □ Optional equipment



□ BMW Icon Adaptive LED Headlights with low and high-beam headlights include LED indicators, High-beam Assistant and Adaptive headlights. The equipment also features automatic height adjustment and four 'white' LED Corona rings used for Daytime Driving Lights.



■ From the daytime running lights to low and high beams, all of the functions in the LED Headlights have a longer lifespan and save more energy thanks to LED technology. The dynamic headlights feature automatic light range regulation, increased visibility at night and in bad weather thanks to excellent illumination with a light colour similar to daylight.



■ The light generated by the LED foglights is very similar to daylight and enables the driver to see better and drive more safely in inclement weather.



□ Chromeline exterior trim features front and rear side window strips in Chrome and B-pillars in High-gloss Black. This lends the outside of the vehicle a highly sophisticated appearance.



□ The electric glass sunroof with slide and lift function including sun protection, anti-trap protection, comfort opening and closing via remote control and one-touch function allows you to regulate the air flow rate according to your preference to create a pleasant interior climate. The integrated, automatically extending wind deflector guarantees a high level of acoustic comfort.²



□ The wind deflector provides the driver and front passenger with effective protection from draughts at neck and shoulder-height, even when travelling at high speeds. When it is not needed, the collapsible sides can simply be folded together for easy and compact storage.³



□ Comfort Access allows passengers to enter the car via the front doors without having to actively use the key. The key must simply be nearby, in the driver's trouser pocket for example. To unlock the doors, it is only necessary to touch the handles.



□ The mirror caps are painted High-gloss Black instead of in the body colour. They emphasise the car's athletic look and create an individual appearance.¹



□ The tow bar with removable head allows a trailer to be pulled. It also features trailer stability control.



■ The Convertible softtop considerably reduces the noise level in the interior and also provides outstanding insulation against the cold. No matter whether seen from the inside or outside, its high-quality look is a real headturner. The softtop can even be opened or closed fully automatically at speeds of up to 30mph.

¹ Only available for Sport models.
² Only available for Coupé models.
³ Only available for Convertible models.

■ Standard equipment □ Optional equipment



□ Active Cruise Control with Stop&Go function¹ maintains a preselected speed, as well as the distance to the vehicle ahead.



□ The Sport seats for driver and front passenger provide optimum lateral support with their raised side bolsters and manually adjustable thigh support. The fore-and-aft position and seat angle can be manually adjusted, while the backrest width can be adjusted electrically. (Standard on Sport, M Sport and M240i models).



□ A Smartphone holder within the centre console features inductive charging for compatible mobile telephones (using Qi wireless charging² format) and connection to the vehicle's external aerial. Includes LED charge level indicator and forgotten mobile phone warning. A roof aerial connection improves mobile reception. Two mobile telephones and an audio player can be connected simultaneously via Bluetooth. Also included are: Bluetooth Office and the technical capacity for a WiFi hotspot.



□ The through-loading system features an approx. 30 x 20 cm through-loading section for the rear seat backrest and guarantees greater flexibility when transporting people and objects. For example, two passengers can be seated comfortably in the rear, while long objects such as ski and snowboard bags can be transported at the same time.³



□ The BMW Professional Multimedia Navigation system, including USB interface, 8,8" LCD colour display and BMW Professional radio with a DVD player, comes with a three-dimensional map display and 20GB of memory. The system is operated intuitively via the iDrive Touch Controller or touch screen. Map updates are available for three years without license fees.



□ Full Black panel display with integrated graphic visualisation of navigation instructions and other features.



■ The multi-function buttons for the steering wheel can be used to operate the telephone, voice control and audio functions as well as the speed limiting function.



□ The eight speed Sport automatic transmission offers incredibly sporty gear changes. Whether automatic or manual using gearshift paddles or gear lever.



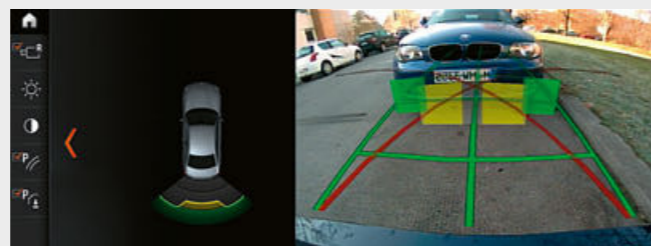
□ Loudspeaker system – harman/kardon with external 360 watt amplifier in the luggage compartment consists of 12 speakers including two central subwoofers.



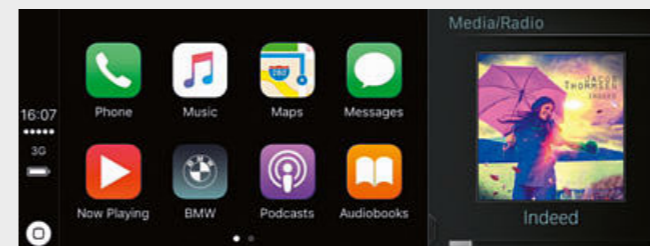
□ The air conditioning, automatic with two-zone or automatic temperature control features separate controls for the driver and front passenger. It includes rear air vents, Automatic Air Recirculation (AAR), an active carbon filter, fogging and solar sensors, as well as automatic day/night adjustment in the display from white to orange.



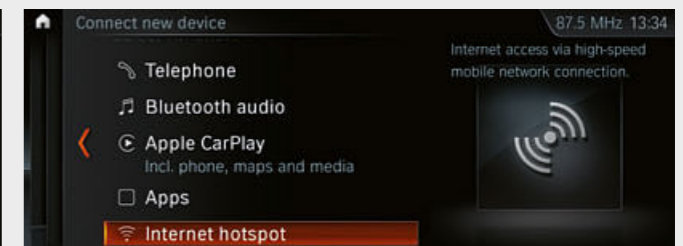
□ Park Assist makes parking simple. The system works by measuring potential parking spaces while driving past at a low speed. When a suitable space has been found, the Park Assist takes over the steering, while the driver is responsible for selecting the correct gear, as well as pressing the accelerator and brakes.



□ The Reversing Assist camera enables improved orientation when reversing at speeds below 10mph, for example, when parking. It shows the area behind the car on the Control Display. Interactive track lines for measuring distance and turning circles assist the driver when manoeuvring, obstacles are marked in colour.



□ Enables wireless and comfortable usage of your iPhone® in your vehicle via Apple CarPlay®, operated seamlessly via the vehicle's user interface. This allows iPhone® content, along with functions such as music, iMessages/text messages, telephony, Siri, navigation and selected third-party apps to be displayed and operated via the vehicle's user interface and via Voice Control.⁴



□ Enables connection of up to ten mobile devices to the internet via the in-built SIM (depending on local LTE availability). Subject to cost, data plans can be purchased via the mobile network operator when connected to the vehicle.

¹ Only available in conjunction with Automatic transmission.

² For Smartphones without an inductive charging function, special charging cases are available to purchase via BMW Parts and Accessories. Extended functionality may depend on the features of the Bluetooth / USB device in use. For confirmation, please check the Bluetooth Compatibility Checker on www.bmw.co.uk.

³ Through-loading hatch only available for the Convertible. Coupé model includes 40:20:40-folding rear seats.

⁴ Only in conjunction with BMW Professional Multimedia Navigation system and Enhanced Bluetooth with wireless charging. Compatibility and supported functions depend on the iPhone® model and software installed. When the Apple CarPlay® preparation is used, selected vehicle data is transferred to the phone. The mobile phone manufacturer is responsible for further data processing.

EXTERIOR COLOURS.


■ Standard equipment □ Optional equipment




■ **Non-metallic** 668 Jet Black¹




■ **Non-metallic** 300 Alpine White




□ **Metallic** 475 Black Sapphire




□ **Metallic** C1X Sunset Orange



□ **Metallic** A75 Melbourne Red²



□ **Metallic** C1R Seaside Blue¹



□ **Metallic** B39 Mineral Grey



□ **Metallic** A96 Mineral White



□ **Metallic** A83 Glacier Silver¹



□ **Metallic** B45 Estoril Blue³



□ **Metallic** C16 Long Beach Blue⁴

[Colours] The colours printed above are intended to provide you with a first impression of paints and materials available for your BMW. Experience has shown, however, that printed images of paint, upholstery and interior trim colours cannot faithfully reproduce the actual

appearance of the originals. We recommend therefore that you consult your BMW Retailer who will be able to show you original samples and assist with any requests.

¹ Exclusively available for SE and Sport models.
² Not available for M240i models.

³ Exclusively available for M Sport models.
⁴ Exclusively available for M240i models.

■ Standard equipment □ Optional equipment

CLOTH

Available with

- SE

Move cloth
BDAT Anthracite

- Sport

Corner cloth
CCL1 Anthracite with Grey highlights

- Sport

Corner cloth
CCL2 Anthracite with Red highlights

CLOTH/LEATHER COMBINATION

Available with

- M Sport

Hexagon cloth/Alcantara upholstery
HAAT Anthracite

LEATHER

Available with

- SE
- Sport
- M Sport
- M240i

Dakota leather
LCLZ Black with Exclusive stitching

- SE
- Sport
- M Sport
- M240i

Dakota leather
LCOM Oyster with Dark Oyster highlight/Black interior colour

- Sport
- M Sport
- M240i

Dakota leather
LCL5 Coral Red with Black highlight/Black interior world

- Sport

Dakota leather
LCL3 Black with Red highlight/Black interior world

- SE¹
- Sport
- M Sport
- M240i

Dakota leather
LCRY Cognac with Brown highlight/Black interior world

INTERIOR TRIMS

Available with

- SE

4CG Satin Silver

- Sport
- M Sport
- M240i

4LU Black High-gloss with Pearl Chrome highlight

- Sport

4LV Black, High-gloss with Coral Red finisher

- M Sport
- M240i

4FT Brushed Aluminium with Black, High-gloss finisher

- M Sport
- M240i

4LS Brushed Aluminium with Pearl Chrome finisher

- M Sport
- M240i

4WG Aluminium Hexagon with Black, High-gloss finisher

- M Sport
- M240i

4WF Aluminium Hexagon with Estoril Blue finisher

INTERIOR TRIMS

Available with

- SE
- Sport
- M Sport
- M240i

4LR Finline Stream wood with Pearl Chrome finisher

INTERIOR COLOUR

Available with

- SE
- Sport
- M Sport
- M240i

Black

SOFT TOP COLOURS

Available with

- SE
- Sport
- M Sport
- M240i

388 Black¹

- SE
- Sport
- M Sport
- M240i

3YA Anthracite Silver fleck¹

- SE
- Sport
- M Sport
- M240i

3YF Mocha Silver fleck¹

Please note that even normal long- or short-term use can lead to unrecoverable upholstery damage. This can be caused in particular by non-colourfast clothing.

Please note that the interior colour depends on the selected upholstery colour.

¹ Only available on Convertible models.

WHEELS AND TYRES.



□ 17" light alloy Double-spoke style 655 wheels, 7.5J x 17 with 225/45 R17 tyres. (Optional for SE and Sport models).



□ 18" light alloy Double-spoke style 384 wheels, Orbit Grey, front 7.5J x 18 with 225/40 R18, rear 8J x 18 with 245/35 R18 run-flat tyres. (Optional for SE and Sport models).



□ 17" light alloy Star-spoke style 379 wheels, 7.5J x 17 with 225/45 R17 run-flat tyres. (Optional for Sport models).



■ 17" light alloy Y-spoke style 380 wheels, Reflex Silver, 7J x 17 with 205/50 R17 tyres. (Standard for SE models).



■ 18" M light alloy Double-spoke style 719 M wheels, Cerium Grey, front 7.5 J x 18 with 225/40 R18, rear 8 J x 18 with 245/35 R18 tyres. (Standard for M240i models).



□ 18" M light alloy wheels Double-spoke style 719 M, Jet Black, front 7.5J x 18 with 225/40 R18, rear 8J x 18 with 245/35 R18 run-flat tyres. (Optional for M Sport and M240i models).

GENUINE BMW ACCESSORIES.

Equipment 40 | 41

■ Standard equipment □ Optional equipment ○ Accessories



○ The Rear Bike Carrier is lightweight yet sturdy and can carry up to 60kg. Exceptionally easy to use, it carries two bicycles or e-bikes. Its tilt function also allows easy access to the luggage compartment at all times.


The lockable Racing Bike Carrier enables the secure transport of racing bicycles with quick-release clamps. It is made of high-strength aluminium and features a simple clamping system for attaching bicycles. A separate front wheel holder is also available.



○ BMW M 19" light alloy Double-spoke style 405 M wheels.




○ BMW M Kidney grilles in Black ensure the car stands out from the crowd.



○ The Black All-weather Floor Mats ensure precisely fitting protection against damp, dirt and waterlogging in the footwells.



○ The Travel & Comfort System Coat Hanger slots into the separately available base carrier (required) and can also be used outside the vehicle.



○ When the doors are opened, the LED Door Projectors project one of a choice of four graphics on the ground adjacent to the vehicle, for perfect illumination of the entry area.



○ Anti-slip, water-resistant, durable Luggage Mat for protecting the luggage compartment from dirt and moisture.

BMW M240i COUPÉ:

BMW TwinPower Turbo six-cylinder in-line petrol engine, 340hp (250kW), 18" M light alloy Double-spoke style 719 M Jet Black wheels with run-flat tyres, Sunset Orange metallic paint, Dakota leather seats in Black with Exclusive stitching, Aluminium Hexagon interior trim with High-gloss Black finisher.

BMW 220i SPORT CONVERTIBLE:

BMW TwinPower Turbo four-cylinder petrol engine, 184hp (135kW), 17" light alloy Star-spoke style 379 wheels with run-flat tyres, Seaside Blue metallic paint, Cognac Dakota leather seats with Brown highlight, Finition Stream fine-wood interior trim with Pearl Chrome finisher.

The models illustrated in this brochure show the equipment and configuration options (standard and optional) for vehicles produced by BMW AG for the German market. Alterations in standard and optional equipment and the configurations, as described in this brochure, may differ at the time of printing, or according to the specific requirements of other markets. Your local BMW Retailer is available to provide further details. Subject to alteration in design and equipment. Part number 01 29 2 466 868 V1. April 2019.

© BMW AG, Munich, Germany. Reproduction, even in part, only with the written approval of BMW AG, Munich.

4 11 002 054 21 1 2019 CB. Printed in Germany 2019.

