

The illustrations in this document do not necessarily reflect UK specifications and some items of equipment may not be available for the UK. The specifications contained in this document are for information purposes only as we cannot confirm the exact specifications of the vehicles. 4XMOTION is a registered trademark of Volkswagen AG.



THE TOUAREG.



WITH 149 MILLION SQUARE KILOMETRES
ON THE WORLD'S SURFACE, DRIVING
SHOULD BE AN ADVENTURE.

To the individual, the world is a vast place, an expanse of radically different environments that bring unique challenges on every journey. So whether it's city driving, motorway cruising or off-roading you are faced with, you can rely on the Volkswagen Touareg to deliver great performance. Combining luxury saloon car comfort with driving exhilaration, and all-terrain capability with stylish design, the Touareg will bring a smile to your face wherever you venture.

ALL THE COMFORTS OF MODERN DAY DRIVING.



Looks can be deceptive and the Touareg is living proof of this. Powerful and distinctive from the outside, the Touareg provides a calm and tranquil inner cabin, courtesy of exceptional build quality and the highest level of equipment. For example, the 2Zone electronic climate control allows the driver and passengers to control the temperature in their own individual spaces. Go for the optional 4Zone electronic climate control and each quarter of the cabin can be adjusted to within 4°C of the others. Position yourself in the firm and perfectly contoured driving seat and you'll enjoy an unsurpassed view of the road. Run your hands around the multifunction steering wheel and the Touareg's quality is assured, whilst convenient steering wheel controls mean you can adjust the cruise control, multifunction computer and the 'Delta' CD radio with 10 speakers.

In addition, a host of optional equipment is also available to help tailor your Touareg to your personal needs. Such as the convenience of 12-way electrically-adjustable seats, standard on V8 and V10 TDI models, or the flexibility of steering wheel mounted tiptronic gear selection, optional on all automatic models. To remove some of the stress when parking in confined spaces, why not choose the parking sensor? This ingenious system activates automatically to emit audible and visual warnings of objects and their distances.

When a vehicle displays such a wealth of technical features and functions as the Touareg, it's important that their operation is user-friendly. So, when you're comfortably positioned in the driver's seat, you'll appreciate immediately the Touareg's ergonomically designed interior. All switches follow a logical layout; for example, on automatic models the tiptronic function can be operated by optional 'racing style' paddle switches located behind the multifunction steering wheel. Positioned between the main dials sits a multifunction computer, displaying information on a 3" monochrome screen, or 5" colour screen on the V10 TDI. This includes useful data for average fuel consumption, distance travelled and outside temperature.

Comfort features are also a major benefit in the Touareg and, as you'd expect from Volkswagen, attention to detail is second to none. A good example of this philosophy is the air sensor in the Climatronic systems, which assesses the quality of air and automatically switches to air re-circulation in certain situations, such as passing through a tunnel.



THE ART OF ENGINEERING.



The Touareg is immensely practical. With the rear seats upright, it has an impressive 555 litres of luggage space, but drop down the rear seats and that almost trebles to a spacious 1,570 litres. If that's not sufficient, you can always add a roof luggage carrier from the Volkswagen accessories range, designed specifically for the Touareg. You needn't worry about the increased weight, either. The Touareg can safely carry a payload of up to 656 kg, and if you are driving a model with air suspension (standard on V10 TDI), it will automatically balance to the most appropriate setting – and lower to a ground clearance level of 160 mm for maximum convenience when loading and unloading. If further proof were needed of the Touareg's capability, consider its towing capacity – up to a massive 3.0 tonnes.

The ample sized seats are a fine example of the high quality design and craftsmanship throughout the Touareg. Ergonomically designed, they provide firm lateral support and great comfort on even the longest journeys. In order to achieve the ideal seating position, all models benefit from driver and front passenger seat height adjustment.

For the ultimate flexibility, the V8 and V10 TDI enjoy 12-way electrically-adjustable front seats with lumbar support and heating. In-car entertainment is supplied by a 'Delta' radio system with single CD player and 10 speakers. Of particular note are the four separate aerials embedded in the side windows ensuring a clear reception without spoiling the clean lines of the Touareg's exterior.

On the Touareg V10 TDI, the audio system is boosted by the 'Audio system 8/11'. This outstanding package benefits from an eight channel audio amplifier and 400 watt output via 11 speakers, creating clear and powerful acoustics. The latest additions to the Touareg range, the SE 2.5 TDI and the SE Sport 2.5 TDI, feature a six CD autochanger and sophisticated navigation/radio system. This state of the art DVD-ROM based system is easily operated through a clear menu guide and is available as an option on all other Touareg models. Rear seat entertainment can be provided by the optional DVD multimedia system mounted in the vehicle's roof lining. This system features a single foldaway screen, infrared headphones and remote control operation.



Interior shown is V8 with optional Continuous Damping Control (CDC).

BROADEN YOUR HORIZONS WITH FOUR WHEEL DRIVE.

There's an easy way to discover the difference between the new Touareg and a conventional 4x4 – with your fingertips. A simple turn of the twin controls is all it takes to adjust the gear ratio, engage the differential locks and adjust the air suspension settings. In addition, the damping control lets you select between 'sport', 'comfort' or 'auto' for the most efficient handling and maximum comfort, whatever the driving environment (standard on V10 TDI, optional on all other models). The axle construction employs multilink double wishbone suspension, both front and rear, assuring you of a smooth and precise drive.

The chassis is complemented perfectly by two ultra-modern transmissions: a six speed manual gearbox or six speed automatic tiptronic – both of a weight-saving design and 'filled for life' with oil so that routine servicing is not needed.

With automatic transmission, shift commands are supplied electronically via the Dynamic Shift Programme (DSP). This modifies

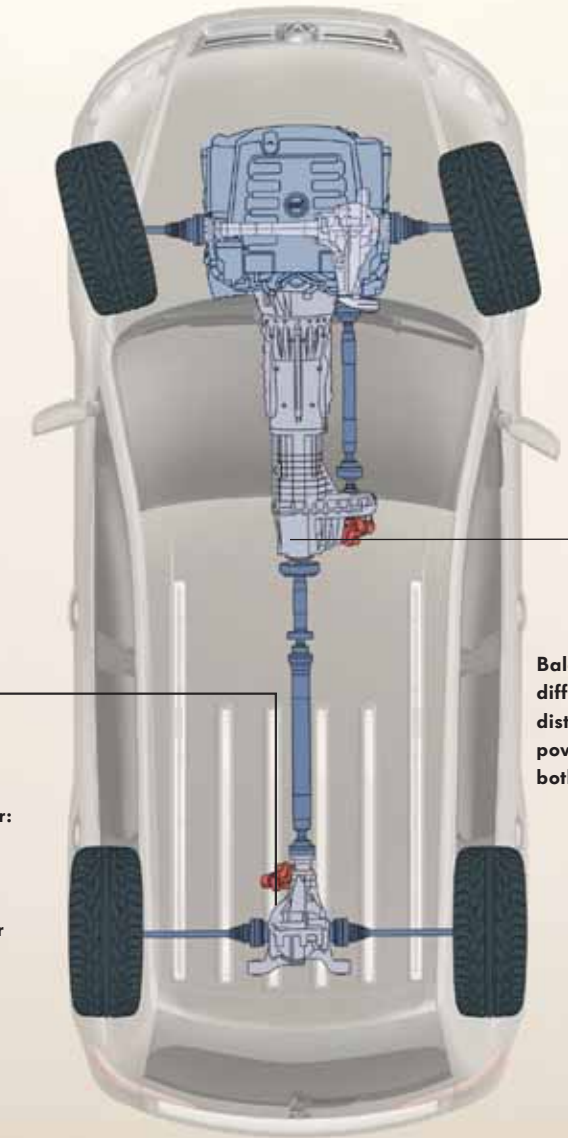
the shift points to match your individual driving style, assessing several criteria, including accelerator and brake movement, trailer weight, uphill or downhill gradients and gear shift frequency. Armed with this information, the DSP calculates the most appropriate gear shift pattern from 'sport' to 'auto' mode. Alternatively, should you prefer more involvement, you can easily override gear changes manually through the tiptronic gear lever or optional 'racing style' paddle switches, located behind the multifunction steering wheel.

Off-road, the Touareg is in its element, due largely to its advanced, permanent four wheel drive system. In normal situations, the torque is split 50:50 between the front and rear wheels – but, remarkably, the Touareg will automatically direct 100% of the torque to a single wheel should the conditions beneath prove more than a little demanding.

As you would expect of a true off-road performer, you can always choose to lock manually either the centre or optional rear differentials for absolute predictability. In combination with the low range gearing, this makes the Touareg a formidable proposition for extreme off-roading.



For perfect handling: The Touareg benefits from multilink double wishbone suspension.



Concentrated power:
The rear axle differential system can direct 100% of the engine power to one wheel.

Balanced: The centre differential system distributes the engine power automatically to both front and rear axles.

ADAPT TO CHANGING ENVIRONMENTS WITH THE GREATEST OF EASE.



01



02



03

Air suspension is standard on V10 TDI (optional on all other models) and features automatic self-levelling and variable ride height. Continuous Damping Control (CDC) takes effect according to road speed and driving conditions, using electronic control to minimise body pitch and roll for greater stability and comfort.

01 Adjusting the air suspension to its lowest setting means that loading and unloading can be done with ease.
02 This setting provides a comfortable ride, ideal for motorway cruising.
03 At maximum height the Touareg dominates off-road.






Front air suspension.



Rear air suspension.

ENJOY THE ULTIMATE 4X4 FLEXIBILITY, WHEREVER YOU VENTURE.

Few vehicles offer the flexibility of the new Touareg – and the predominant reason for this exceptional adaptability is the design of its chassis and suspension. The Touareg has one of the longest wheelbases to be found on this type of vehicle, which ensures a roomy interior as well as dynamic performance. Its running gear has been designed with independent suspension at all wheels, and there are double wishbones, front and rear, complemented by aluminium control arms at the top and steel triangulated wishbones below. Compared with other designs, this axle layout is capable of absorbing very high loads, which is ideal for a 4x4. It also helps improve roadholding when high levels of lateral acceleration and cornering speeds come into play. In addition, Continuous Damping Control (CDC) air suspension (standard on V10 TDI, optional on other models) is automatically self-levelling, and provides variable ride height depending upon road speed and driving conditions.



Model shown is V10 TDI.

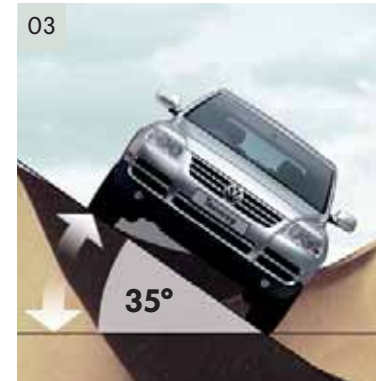
STEEP INCLINES AND FLOWING WATER PRESENT NO OBSTACLE. SO WHY NOT VENTURE OFF THE BEATEN TRACK?

Whenever you encounter harsh terrain, you'll certainly appreciate the Touareg's outstanding design and engineering. Features like four wheel drive, an electronically controlled centre differential, low range gear and a maximum ground clearance of 237 mm (300 mm with air suspension) all help to create a 4x4 with outstanding ability. What's more, these features complement one another perfectly. For example, the low range gear is activated by the suspension switch, which drops the first gear ratio by an additional 2.66:1, so that very high torque reaches the driven wheels for maximum traction.



01 Approach and departure angles: 28°.
The height of the bumper has exceptional clearance allowing steep angles to be easily overcome. With air suspension, the clearance increases to 33.2° front and 33.6° rear.

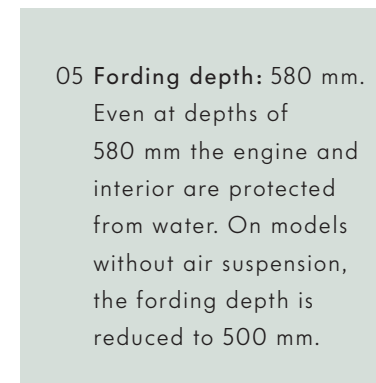
02 Breakover angle: 27°.
Thanks to the high ramp angle, the Touareg is an accomplished off-roader on the most uneven surfaces. On models without air suspension, the ramp angle is lower at 22.1°.



03 Side slope angle: 35° (stationary 45°).
Even driving at a 35° angle the Touareg retains ideal traction. This allows reversing and turning on practically any incline.



04 Climbing capability: 45°.
The Touareg can handle extreme inclines allowing you access to places you've never ventured before.



05 Fording depth: 580 mm.
Even at depths of 580 mm the engine and interior are protected from water. On models without air suspension, the fording depth is reduced to 500 mm.

IN THE CITY
CREATE THE VIEW...



Model shown is V6 Sport fitted with optional 19" 'Atheo' alloy wheels.



...IN THE COUNTRY
EXPERIENCE THE VIEW.

Model shown is V10 TDI fitted with optional 19" 'Atheo' alloy wheels.

CREATED TO SEE THE WORLD.


Safety and efficiency are equally as important as looks in the Touareg. Take the V10 TDI's headlight system, for example. Xenon technology with dynamic curve lighting produces extremely powerful front headlights, designed to give a brighter light beam and wider coverage than traditional headlights. The V8 and V10 TDI all feature a dusk sensor that will automatically switch on the lights at dusk or when driving through a tunnel.

Advanced technology is also at work on the windscreen wiper system*. Sensors on the windscreen measure the amount of rainfall, assessing it alongside driving speed and wind pressure, then automatically setting the speed of the wipers to maximum effect. But it's the attention to detail, such as the coming/leaving home lighting function*, that really sets the Touareg apart. When you leave your Touareg at night-time, the surrounding area is illuminated by the front and rear lights, and the door mirror lights – and the duration of the lighting can be individually set.

* Standard on V8 and V10 TDI.

Driving can create many unforeseeable situations both on- and off-road. For this reason, safety features were high on the agenda when it came to developing the new Touareg. To begin with, the construction of the Touareg provides great strength and rigidity. This has been achieved through the use of high strength steel, placing steel tubes in the side sills, laser-welding the seams and galvanising throughout. Extensive crash testing has also been employed to ensure the bodyshell provides maximum built-in energy absorption at the front end. In the event of a frontal crash, the resulting forces would be diverted around the safety zone, providing protection against occupant injury.

The interior is equally well equipped with extensive safety features. Six airbags include two in the front, two at the side and curtain airbags for additional protection against side impact.





To help you avoid accidents in the first place, the Touareg is equipped with intelligent regulating systems for easy handling and the highest levels of active safety. To begin with, ABS brakes offer proven safety, preventing the wheels from locking and allowing the Touareg to steer around potential hazards. Complementing this, Electronic Brake-pressure Distribution (EBD) reallocates braking pressure between the front and rear wheels to ensure optimum braking effect, whilst the Hydraulic Brake Assist (HBA) identifies an emergency stop and boosts braking pressure immediately to reduce the

ABS

ESP

stopping distance. Electronic Stabilisation Programme (ESP) sensors detect the onset of oversteer or understeer and help restore the Touareg to its chosen path, also helping to suppress skids as soon as they begin. In addition, Anti-Slip Regulation (ASR) prevents the driven wheels from spinning either through controlled brake application or by intervening in the engine management system.

ASR

On loose or slippery surfaces, the Electronic Differential Lock (EDL) helps to improve traction. Should a wheel start to spin, the brake is applied and the tractive force then diverted to the other wheels via the differential. Finally, Engine Drag Torque Regulation (MSR) prevents the driven wheels from locking should the accelerator be lifted suddenly or the vehicle braked sharply because a low gear is engaged.

EDL

MSR

STANDARD ITEMS OF EQUIPMENT

ALL MODELS – 2.5 TDI, V6, V6 TDI.

TOUAREG: UNLIMITED

- Every owner will have the opportunity to take part in a complimentary full day's off-road experience to further their understanding of the Touareg's capabilities and technology, held at one of six sites across the country

Terms and conditions will apply – please ask for details at the time of purchase

VOLKSWAGEN SERVICE

- Three-year/60,000 miles warranty (whichever is soonest)
- Three-year paintwork warranty
- 12-year body protection warranty
- Volkswagen Assistance

Please refer to the Touareg brochure or your authorised Volkswagen luxury car specialist retailer for more details

EXTERIOR

- Alloy wheels 7½J x 17 'Canyon 5' with 235/65 R17 tyres and anti-theft wheel bolts
- Body-coloured door mirrors with integrated indicators
- Chrome trimmed radiator grille surround
- Galvanised body
- Heat insulating tinted glass

INTERIOR

- Upholstery 'Trail' cloth
- 'Walnut' interior wood trim

FUNCTION

- 2Zone electronic climate control
- 4 wheel EDL (Electronic Differential Locks) allowing 100% of torque to any one wheel
- 4XMOTION, permanent four wheel drive with 50:50 torque split front and rear under normal driving conditions
- Aerodynamic windscreen wipers
- Automatic centre differential lock with manual override, that can transmit up to 100% of torque to either axle
- Automatic door locking, speed-related – can be switched off
- Cruise control
- Cup holders, front x 2
- 'Delta' radio system with single CD player and 10 speakers
- Double sun visors
- Driver's and front passenger's manual seat height adjustment
- Electric headlight height adjustment
- Electric windows, front and rear
- Electrically heated, adjustable and foldable door mirrors
- Five 12V sockets
- Four adjustable air vents in rear
- Front centre armrest with twin storage bins and bottle holder
- Glovebox, cooled
- Height and reach adjustable steering wheel
- Hill descent assist

FUNCTION (CONTINUED)

- Hill start assist
- Illuminated sun visor mirrors
- Interior lighting: front and rear footwell lighting and front and rear reading lights
- Luggage compartment cover
- Multifunction computer with 3" monochrome screen
- Multifunction steering wheel, leather, with controls for multifunction computer, cruise control and stereo options
- Opening rear windscreen
- Power-assisted steering
- Puddle lights in the front doors
- Rear centre armrest with single storage bin
- Split folding rear seats 60:40
- Storage box and torch in centre console
- Storage compartment, dash centre
- Sunglasses holder in roof lining
- Switch for high and low range gear ratio
- Temporary steel space-saver spare wheel with electric compressor
- Textile carpet mats, front and rear
- Third sun visor

SAFETY

- ABS (Anti-lock Braking System) with EBD (Electronic Brake-pressure Distribution) and HBA (Hydraulic Brake Assist)
- Alarm with interior protection and programmable remote central locking
- Child security locks in the rear doors
- Crash sensor, automatic door unlocking in an accident
- Curtain airbag system
- Door side impact protection
- Driver's and front passenger's airbags with passenger's airbag deactivation switch
- Electronic engine immobiliser
- ESP (Electronic Stabilisation Programme) including EDL (Electronic Differential Lock) and ASR (Anti-Slip Regulation)
- First aid box and warning triangle
- Front and rear seat belt tensioners
- Front seat side impact airbags
- Front three-point automatic seat belts with height adjustment
- Isofix child seat preparation, outer rear
- Three rear three-point automatic seat belts, with height adjustment on outer seats
- Warning buzzer and light for front seat belts unfastened

ADDITIONAL ITEMS OF EQUIPMENT 2.5 TDI SPORT, V6 SPORT, V6 TDI SPORT.

EXTERIOR

- Alloy wheels 8J x 18 'Valley' with 255/55 R18 tyres and anti-theft wheel bolts
- Chrome protective strip on top of rear bumper
- Chrome side window surrounds
- Chrome strip on door sill
- Chrome trimmed radiator grille
- Front fog lights

INTERIOR

- 'Myrtle' dark interior wood trim

ADDITIONAL ITEMS OF EQUIPMENT V8 (OVER 2.5 TDI, V6, V6 TDI).

EXTERIOR

- Alloy wheels 7½J x 17 'Aspen' with 255/60 R17 tyres and anti-theft wheel bolts
- Chrome protective strip on top of rear bumper
- Chrome side window surrounds
- Chrome strip on door sill
- Chrome trimmed radiator grille

INTERIOR

- Upholstery 'Cricket' leather – leather upholstery consists of upper surface of seat base and backrest, front part of head restraints and top part of front and rear armrests

FUNCTION

- Automatic dimming interior rear-view mirror
- Coming/leaving home lighting function
- Dusk sensor
- Engine compartment lights
- Front seats with electric 12-way adjustment including lumbar support
- Heated front seats
- Heated windscreen washer jets
- Puddle lights in all doors
- Rain sensor
- Storage compartment with lid, dash centre

ADDITIONAL ITEMS OF EQUIPMENT V10 TDI (OVER V8).

EXTERIOR

- Alloy wheels 8J x 18 'Nevada' with 255/55 R18 tyres and anti-theft wheel bolts
- Bi-Xenon headlights for dipped and main beam with dynamic curve lighting
- Chrome air intake
- Front fog lights
- Metallic or Pearl Effect paint
- Silver lacquered roof rack gutters

FUNCTION

- 'Audio system 8/11', 8 channel amplifier with 11 speakers
- Automatic headlight height adjustment
- Central locking with keyless access and engine start

FUNCTION (CONTINUED)

- Continuous Damping Control (CDC) air suspension, automatic self-levelling system, speed sensitive height adjustment. Choice of three suspension settings: sport, comfort and auto. Manual vehicle height adjustment for loading and maximum ground clearance
- Electrically-adjustable seat belt height with memory
- Electrically-adjustable steering column with memory
- Electrically heated, adjustable and foldable door mirrors with memory
- Front and rear parking distance control
- Front seats with electric 12-way adjustment including lumbar support with memory
- Headlight cleaning system
- Multifunction computer with 5" colour screen
- Telephone preparation in front centre armrest (requires additional retailer supplied telephone cradle)

ADDITIONAL ITEMS OF EQUIPMENT SE 2.5 TDI (OVER 2.5 TDI), SE SPORT 2.5 TDI (OVER 2.5 TDI SPORT).

INTERIOR

- Upholstery 'Cricket' leather – leather upholstery consists of upper surface of seat base and backrest, front part of head restraints and top part of front and rear armrests

FUNCTION

- CD autochanger – 6 disc, boot-mounted
- Heated front seats
- Multimedia socket, front centre armrest-mounted
- Navigation/radio system with 6½" colour screen

WHETHER YOU ARE HEADING FOR A CITY CENTRE OR RURAL RETREAT, LET SATELLITE NAVIGATION CHOOSE THE BEST ROUTE.

Wherever you may venture with your Touareg, finding your way has never been easier. Whether it's a first-class restaurant in the heart of a city or a fishing hideaway in the countryside, the satellite navigation is there to guide you to your destination. Simply enter the town and street, and the state of the art navigation system will find the shortest route. There's never been a better reason to head off the beaten track.

Operating the satellite navigation system is simplicity itself, as you'll appreciate the very first time you call upon its assistance. Details of your current position and the directions you'll need to follow will be clearly displayed on the navigation system's 6½" colour screen, positioned on the centre console. Navigation information is also displayed on the 3" monochrome screen (or 5" colour screen) positioned in the dashboard. Whichever screen you are using, you can view relevant information about your journey, such as distance covered and your approximate time of arrival. To ensure you keep your eyes on the road ahead, the navigation system can also talk you through your route with precise audible instructions. Driving doesn't come much easier.



The satellite navigation system is standard on Touareg SE 2.5 TDI and SE Sport 2.5 TDI models and is available as an option on all other models. Please note that a six disc, boot-mounted CD autochanger is included in conjunction with satellite navigation systems.



BUILT FOR OFF-ROAD ADVENTURERS,
4X4 ENTHUSIASTS AND EXECUTIVE
SALOON CAR DRIVERS. PERSONALISED
FOR INDIVIDUALS.




The Touareg is ready for anything – family outings, business trips or leisure pursuits. But why not go one step further and personalise your Touareg? A few examples from the full range of options and accessories are given here, but many others are available, offering great value for money and an easy way to achieve individual style.

For full details please enquire at your authorised Volkswagen luxury car specialist retailer.



- DISPLAYS:
- 01 5" colour screen (standard on V10 TDI).
 - 02 Satellite navigation system with large format 6½" screen (standard on SE 2.5 TDI and SE Sport 2.5 TDI).
 - 03 The combined 'Delta' radio and single CD player.






- ALLOY WHEELS:
- 04 'Canyon 5' 7½J x 17"
 - 05 'Aspen' 7½J x 17"
 - 06 'Nevada' 8J x 18"
 - 07 'Valley' 8J x 18"
 - 08 'Atheo' 9J x 19"
 - 09 'Desert' 9J x 19"
 - 10 'Mountain' 9J x 20"



UPHOLSTERY.

'TRAIL' CLOTH
Standard
2.5 TDI, V6, V6 TDI,
2.5 TDI Sport, V6 Sport,
V6 TDI Sport

- 01 Anthracite
- 02 Crystal Grey
- 03 Sunny Beige






'CRICKET' LEATHER**
Optional
2.5 TDI, V6, V6 TDI, 2.5 TDI Sport,
V6 Sport, V6 TDI Sport
Standard
SE 2.5 TDI, SE Sport 2.5 TDI, V8, V10 TDI





- 01 Anthracite
- 02 Crystal Grey
- 03 Pure Beige*
- 04 Reed Green*
- 05 Sunny Beige
- 06 Teak*

'NAPPA' LEATHER†
Optional – All models

- 01 Anthracite
- 02 Crystal Grey
- 03 Pure Beige
- 04 Reed Green
- 05 Sunny Beige
- 06 Teak



DECORATIVE INSERTS




- 01 Walnut
- 02 Myrtle
- 03 Vavona

Please note: Screen technology does not allow exact reproduction of the paint colours.
* Please note that Pure Beige, Reed Green and Teak are only available in conjunction with vehicles that have 12-way electrically-adjustable front comfort seats.
** Leather upholstery consists of upper surface of seat base and backrest, front part of head restraints and top part of front and rear armrests.
† Leather upholstery consists of seat base and backrest, door panel centre and door pull, head restraints and top part of front and rear armrests.


PAINT.

NON-METALLIC



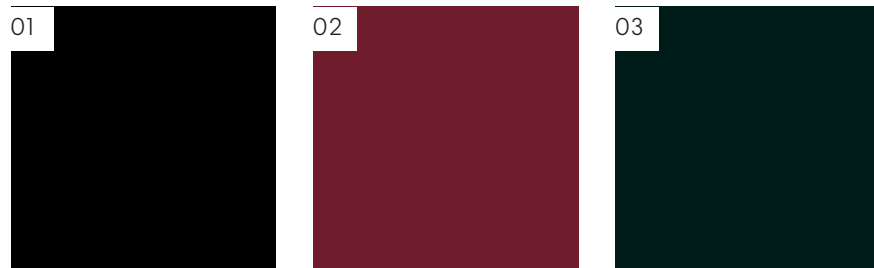
01 Ink Blue
02 Black

METALLIC Optional at extra cost Standard on V10 TDI



01 Off-road Grey
02 Raven Blue
03 Reflex Silver
04 Salt Lake Grey
05 Reed Green
06 Shadow Blue
07 Silver Blue
08 Wheat Beige

PEARL EFFECT Optional at extra cost Standard on V10 TDI



01 Diamond Black
02 Colorado Red
03 Venetian Green

Please note: Screen technology does not allow exact reproduction of the paint colours.

COMBINATIONS.

	SEAT UPHOLSTERY	WOOD TRIM	DASHBOARD	CARPETS	Ink Blue	Black	Off-road Grey Metallic†	Raven Blue Metallic†	Reflex Silver Metallic†	Salt Lake Grey Metallic†	Reed Green Metallic†	Shadow Blue Metallic†	Silver Blue Metallic†	Wheat Beige Metallic†	Diamond Black Pearl Effect†	Colorado Red Pearl Effect†	Venetian Green Pearl Effect†
'TRAIL' CLOTH UPHOLSTERY ON NORMAL SEATS Standard on – 2.5 TDI, V6, V6 TDI, 2.5 TDI Sport, V6 Sport, V6 TDI Sport	Anthracite	Walnut/Myrtle	Anthracite	Anthracite	•	•	•	•	•	•	•	•	•	•	•	•	•
	Crystal Grey	Walnut/Myrtle	Anthracite	Crystal Grey	•	•	•	•	•	•	•	•	•		•	•	•
	Sunny Beige	Walnut/Myrtle/Vavona	Dark Beige	Pure Beige	•	•	•	•			•	•		•	•	•	•
'CRICKET' LEATHER* ON NORMAL SEATS Optional on – 2.5 TDI, V6, V6 TDI, 2.5 TDI Sport, V6 Sport, V6 TDI Sport Standard on SE 2.5 TDI, SE Sport 2.5 TDI	Anthracite	Walnut/Myrtle	Anthracite	Anthracite	•	•	•	•	•	•	•	•	•	•	•	•	•
	Crystal Grey	Walnut/Myrtle	Crystal Grey	Crystal Grey	•	•	•	•	•	•	•	•	•		•	•	•
	Sunny Beige	Walnut/Myrtle/Vavona	Dark Beige	Pure Beige	•	•	•	•		•	•	•		•	•	•	•
'CRICKET' LEATHER* ON COMFORT SEATS Optional on – 2.5 TDI, V6, V6 TDI, SE 2.5 TDI, 2.5 TDI Sport, V6 Sport, V6 TDI Sport, SE Sport 2.5 TDI Standard on – V8, V10 TDI	Anthracite	Walnut/Myrtle	Anthracite	Anthracite	•	•	•	•	•	•	•	•	•	•	•	•	•
	Crystal Grey	Walnut/Myrtle	Crystal Grey	Crystal Grey	•	•	•	•	•	•	•	•	•		•	•	•
	Pure Beige	Walnut/Myrtle/Vavona	Dark Beige	Pure Beige	•	•	•			•	•	•	•	•	•	•	•
	Reed Green	Walnut/Myrtle	Anthracite	Reed Green		•			•	•	•				•		•
	Sunny Beige	Walnut/Myrtle/Vavona	Dark Beige	Pure Beige	•	•	•			•	•	•		•	•	•	•
	Teak	Walnut/Myrtle/Vavona	Anthracite	Anthracite	•	•	•		•	•	•				•		•
'NAPPA' LEATHER** ON COMFORT SEATS Optional on all models	Anthracite	Walnut/Myrtle	Anthracite	Anthracite	•	•	•	•	•	•	•	•	•	•	•	•	•
	Crystal Grey	Walnut/Myrtle	Anthracite	Crystal Grey	•	•	•	•	•	•	•	•	•		•	•	•
	Pure Beige	Walnut/Myrtle/Vavona	Dark Beige	Pure Beige	•	•	•			•	•	•	•	•	•	•	•
	Reed Green	Walnut/Myrtle	Anthracite	Reed Green		•			•	•	•				•		•
	Sunny Beige	Walnut/Myrtle/Vavona	Dark Beige	Pure Beige	•	•	•			•	•	•		•	•	•	•
	Teak	Walnut/Myrtle/Vavona	Anthracite	Anthracite	•	•	•		•	•	•				•		•

† Metallic and Pearl Effect paint are optional at extra cost. Standard on V10 TDI models.

* Leather upholstery consists of upper surface of seat base and backrest, front part of head restraints and top part of front and rear armrests.

** Leather upholstery consists of seat base and backrest, door panel centre and door pull, head restraints and top part of front and rear armrests.

MOUNTAIN PASSES OR MOTORWAYS.
POWER AND FLEXIBILITY ARE KEY.



Cruising down a motorway or going off-road, it's reassuring to know you have plenty of power in reserve. With the new Touareg you have a choice of two petrol engines and three class leading diesel engines, all sharing a common goal – using powerful torque to achieve acceleration and performance throughout the rev range. The V10 TDI epitomises the success of the modern day diesel. Not only is it efficient, powerful and clean, it's also the world's most powerful production passenger diesel engine.

THE 2.5 TDI.

Smooth and efficient, the 2.5 TDI 174 PS delivers everything you would expect from a Volkswagen diesel: 0-62 mph in 12.4 seconds*, a maximum torque of 400 Nm and it can accelerate from 30 to 70 mph in under 12 seconds.

THE V6.

In any situation, efficient performance is provided by this 241 PS engine. Developing peak torque of 310 Nm at 3,200 rpm, it can accelerate from standstill to 62 mph in 9.8 seconds*.

THE V6 TDI.

The 3.0 V6 TDI also combines power with performance by developing 500 Nm of torque at just 1,750 rpm with an equally impressive acceleration of 0-62 mph in 9.9 seconds*.

THE V8.

Combining saloon car luxury, sports car performance and all-terrain capability in one through its powerful V8, 310 PS engine. Maximum torque of 410 Nm propels the V8 to 62 mph in 8.1 seconds on its way to a top speed, where the law permits, of 135 mph.

THE V10 TDI.

The V10 TDI has totally changed the image of a diesel, which is not surprising from a 4x4 that develops 313 PS. Such power represents 750 Nm of torque at just 2,000 rpm. From standstill, 62 mph will be reached in just 7.8 seconds and a top speed of 140 mph, where the law permits.

* For full details of fuel consumption and CO₂ emissions data, please refer to the individual specifications in this section.

Please note: The maximum power output figures are quoted in PS (or Pferdestärke, which is the metric equivalent of horsepower). To convert from metric to imperial horsepower, divide the PS figure by 1.0139.

2.5 LITRE TDI – 2.5 LITRE TDI 174 PS. TECHNICAL SPECIFICATION.

ENGINE	
Engine type	Five cylinder diesel
Cubic capacity, ltrs/cc	2.5/2460
Bore/stroke, mm	81.0/95.5
Max. output, PS ⁽⁰¹⁾ /kW at rpm	174/128 3500
Max. torque, lbs.ft/Nm at rpm	295/400 2000
Compression ratio	18.0 : 1
Gearbox	Six speed manual Six speed auto tiptronic
Alternator, A	150 - 190
Battery, A (Ah)	380 (80)
Reduction gear, l	2.66

WEIGHTS, KGS	
Unladen weight ⁽⁰²⁾	2510 (2510)
Gross vehicle weight ⁽⁰²⁾	2850
Payload ⁽⁰²⁾	415 (415)
Axle load limit: Front	1425
Rear	1570

TRAILER LOAD LIMITS, KGS ⁽⁰³⁾	
Braked 12% incline	3500
Unbraked	750
Nose weight	140
Roof weight	100

INTERIOR DIMENSIONS	
Effective front head room, mm (sunroof)	1008 (984)
Effective rear head room, mm (sunroof)	987 (982)
Front elbow width, mm	1504
Rear elbow width, mm	1505

Five cylinder diesel
2.5/2460
81.0/95.5
174/128 3500
295/400 2000
18.0 : 1
Six speed manual Six speed auto tiptronic
150 - 190
380 (80)
2.66

2510 (2510)
2850
415 (415)
1425
1570

3500
750
140
100

1008 (984)
987 (982)
1504
1505

PERFORMANCE	
Top speed, mph (km/h) – where law permits	
With manual gearbox steel spring	114 (184)
With manual gearbox air spring	117 (189)
With automatic gearbox steel spring	111 (179)
With automatic gearbox air spring	114 (184)
Acceleration, seconds 0 - 62 mph	
With manual gearbox	12.4
With automatic gearbox	12.9
ABI insurance group	15

ENVIRONMENTAL INFORMATION	
Fuel grade, minimum	Diesel 51 CN ⁽⁰⁴⁾
Official fuel consumption, mpg/ltr per 100 km ⁽⁰⁶⁾	
Urban	21.4/13.2 (20.8/13.6)
Extra-urban	36.2/7.8 (34.9/8.1)
Combined	28.8/9.8 (28.0/10.1)
Official CO ₂ emission, g/km ⁽⁰⁷⁾	265 (273)
Emission class – manual gearbox	EURO 3
Emission class – automatic gearbox	EURO 3
Noise, dB – manual gearbox	76
Noise, dB – automatic gearbox	74

MAXIMUM LUGGAGE CAPACITY, LITRES ⁽⁰⁸⁾	
Capacity	555
Capacity with 4Zone electronic climate control/Nappa leather	500

EXTERIOR DIMENSIONS	
Length, mm	4754
Width, mm	1928
Height, mm (air suspension)	1726 (1703)
Wheelbase, mm	2855
Front/rear track width, mm	1658/1670

NOTES

- The maximum power output figures are quoted in PS (or Pferdestärke, which is the metric equivalent of horsepower). To convert from metric to imperial horsepower, divide the PS figure by 1.0139. For example, 240 PS is equivalent to 237 bhp.
- Figures are calculated in accordance with manufacturer's criteria. Vehicle unladen weight ranges with 90% tank capacity without driver (75 kg). The individual unladen weight depends on the specification of the vehicle, this then reduces the possible payload accordingly. Figures in () refer to automatic gearboxes.
- With increasing altitude the engine performance diminishes. From 1,000 m above sea level and for every 1,000 m thereafter 10% of the vehicle/trailer weight (trailer weight + gross vehicle weight) must be deducted.
- The use of bio diesel according to DIN 51606 is possible to about -10°C.
- Thanks to the knock control, unleaded four star (at least 95 RON) can be used instead of unleaded Super plus.
- Official fuel consumption according to EU Directive 99/94. Figures in () refer to automatic gearboxes. The consumption calculation according to 1999/100/EC is based on the actual unladen weight of the vehicle. Additional specifications can lead to a higher weight class and hence to consumption figures of this higher weight class. The driving style, road and traffic conditions, environmental influences and vehicle condition can in practice lead to consumption figures, which may differ from those calculated with this standard.
- The weight of a vehicle will influence the level of CO₂ emission it produces; as a result, vehicles with higher levels of specification and factory-fitted options may emit higher levels of CO₂. The CO₂ figure quoted for each vehicle is the maximum possible. The unladen weight of the vehicle is calculated by range at the time of manufacture and the maximum possible CO₂ emission for that weight range is applied according to the Council Directive 80/1268EEC as amended by Commission Directive 1999/100/EC on the approximation of the laws of the member states relating to the carbon dioxide emissions and the fuel consumption of motor vehicles.
- VDA measuring method using 200 x 100 x 50 mm blocks.

3.2 LITRE V6 – 3.2 LITRE V6 241 PS. TECHNICAL SPECIFICATION.

ENGINE	
Engine type	Six cylinder petrol
Cubic capacity, ltrs/cc	3.2/3189
Bore/stroke, mm	84.0/95.9
Max. output, PS ⁽⁰¹⁾ /kW at rpm	241/177 6200
Max. torque, lbs.ft/Nm at rpm	229/310 3200
Compression ratio	10.8 : 1
Gearbox	Six speed manual Six speed auto tiptronic
Alternator, A	150
Battery, A (Ah)	380 (80)
Reduction gear, l	2.66

WEIGHTS, KGS	
Unladen weight ⁽⁰²⁾	2544 (2559)
Gross vehicle weight ⁽⁰²⁾	2945
Payload ⁽⁰²⁾	476 (461)
Axle load limit: Front	1415
Rear	1610

TRAILER LOAD LIMITS, KGS ⁽⁰³⁾	
Braked 12% incline	3500
Unbraked	750
Nose weight	140
Roof weight	100

INTERIOR DIMENSIONS	
Effective front head room, mm (sunroof)	1008 (984)
Effective rear head room, mm (sunroof)	987 (982)
Front elbow width, mm	1504
Rear elbow width, mm	1505

Six cylinder petrol
3.2/3189
84.0/95.9
241/177 6200
229/310 3200
10.8 : 1
Six speed manual Six speed auto tiptronic
150
380 (80)
2.66

2544 (2559)
2945
476 (461)
1415
1610

3500
750
140
100

1008 (984)
987 (982)
1504
1505

PERFORMANCE	
Top speed, mph (km/h) – where law permits	
With manual gearbox steel spring	128 (206)
With manual gearbox air spring	131 (211)
With automatic gearbox steel spring	125 (202)
With automatic gearbox air spring	129 (208)
Acceleration, seconds 0 - 62 mph	
With manual gearbox	9.8
With automatic gearbox	9.8
ABI insurance group	17

ENVIRONMENTAL INFORMATION	
Fuel grade, minimum	Unleaded 95 RON ⁽⁰⁵⁾
Official fuel consumption, mpg/ltr per 100 km ⁽⁰⁶⁾	
Urban	15.2/18.6 (14.8/19.1)
Extra-urban	26.6/10.6 (26.2/10.8)
Combined	20.9/13.5 (20.5/13.8)
Official CO ₂ emission, g/km ⁽⁰⁷⁾	324 (331)
Emission class – manual gearbox	EURO 4
Emission class – automatic gearbox	EURO 4
Noise, dB – manual gearbox	73
Noise, dB – automatic gearbox	75

MAXIMUM LUGGAGE CAPACITY, LITRES ⁽⁰⁸⁾	
Capacity	555
Capacity with 4Zone electronic climate control/Nappa leather	500

EXTERIOR DIMENSIONS	
Length, mm	4754
Width, mm	1928
Height, mm (air suspension)	1726 (1703)
Wheelbase, mm	2855
Front/rear track width, mm	1653/1665

NOTES

- 01 The maximum power output figures are quoted in PS (or Pferdestärke, which is the metric equivalent of horsepower). To convert from metric to imperial horsepower, divide the PS figure by 1.0139. For example, 240 PS is equivalent to 237 bhp.
- 02 Figures are calculated in accordance with manufacturer's criteria. Vehicle unladen weight ranges with 90% tank capacity without driver (75 kg). The individual unladen weight depends on the specification of the vehicle, this then reduces the possible payload accordingly. Figures in () refer to automatic gearboxes.
- 03 With increasing altitude the engine performance diminishes. From 1,000 m above sea level and for every 1,000 m thereafter 10% of the vehicle/trailer weight (trailer weight + gross vehicle weight) must be deducted.
- 04 The use of bio diesel according to DIN 51606 is possible to about -10°C.
- 05 Thanks to the knock control, unleaded four star (at least 95 RON) can be used instead of unleaded Super plus.
- 06 Official fuel consumption according to EU Directive 99/94. Figures in () refer to automatic gearboxes. The consumption calculation according to 1999/100/EC is based on the actual unladen weight of the vehicle. Additional specifications can lead to a higher weight class and hence to consumption figures of this higher weight class. The driving style, road and traffic conditions, environmental influences and vehicle condition can in practice lead to consumption figures, which may differ from those calculated with this standard.
- 07 The weight of a vehicle will influence the level of CO₂ emission it produces; as a result, vehicles with higher levels of specification and factory-fitted options may emit higher levels of CO₂. The CO₂ figure quoted for each vehicle is the maximum possible. The unladen weight of the vehicle is calculated by range at the time of manufacture and the maximum possible CO₂ emission for that weight range is applied according to the Council Directive 80/1268EEC as amended by Commission Directive 1999/100/EC on the approximation of the laws of the member states relating to the carbon dioxide emissions and the fuel consumption of motor vehicles.
- 08 VDA measuring method using 200 x 100 x 50 mm blocks.

3.0 LITRE V6 TDI – 3.0 LITRE V6 TDI 225 PS. TECHNICAL SPECIFICATION.

ENGINE	
Engine type	Six cylinder diesel
Cubic capacity, ltrs/cc	3.0/2967
Bore/stroke, mm	83.0/91.4
Max. output, PS ⁽⁰¹⁾ /kW at rpm	225/165 4000
Max. torque, lbs.ft/Nm at rpm	369/500 1750
Compression ratio	17.0 : 1
Gearbox	Six speed auto tiptronic
Alternator, A	190
Battery, A (Ah)	450 (95)
Reduction gear, l	2.66

WEIGHTS, KGS	
Unladen weight ⁽⁰²⁾	(2530)
Gross vehicle weight ⁽⁰²⁾	(2945)
Payload ⁽⁰²⁾	(415)
Axle load limit: Front	1460
Rear	1610

TRAILER LOAD LIMITS, KGS ⁽⁰³⁾	
Braked 12% incline	3500
Unbraked	750
Nose weight	140
Roof weight	100

INTERIOR DIMENSIONS	
Effective front head room, mm (sunroof)	1008 (984)
Effective rear head room, mm (sunroof)	987 (982)
Front elbow width, mm	1504
Rear elbow width, mm	1505

Six cylinder diesel
3.0/2967
83.0/91.4
225/165 4000
369/500 1750
17.0 : 1
Six speed auto tiptronic
190
450 (95)
2.66

(2530)
(2945)
(415)
1460
1610

3500
750
140
100

1008 (984)
987 (982)
1504
1505

PERFORMANCE	
Top speed, mph (km/h) – where law permits	
With manual gearbox steel spring	–
With manual gearbox air spring	–
With automatic gearbox steel spring	125 (201)
With automatic gearbox air spring	127 (205)
Acceleration, seconds 0 - 62 mph	
With manual gearbox	–
With automatic gearbox	9.9
ABI insurance group	TBA

ENVIRONMENTAL INFORMATION	
Fuel grade, minimum	Diesel 51 CN ⁽⁰⁴⁾
Official fuel consumption, mpg/ltr per 100 km ⁽⁰⁶⁾	
Urban	(19.3/14.6)
Extra-urban	(32.5/8.7)
Combined	(25.9/10.9)
Official CO ₂ emission, g/km ⁽⁰⁷⁾	(294)
Emission class – manual gearbox	–
Emission class – automatic gearbox	EURO 4
Noise, dB – manual gearbox	–
Noise, dB – automatic gearbox	73

MAXIMUM LUGGAGE CAPACITY, LITRES ⁽⁰⁸⁾	
Capacity	555
Capacity with 4Zone electronic climate control/Nappa leather	500

EXTERIOR DIMENSIONS	
Length, mm	4754
Width, mm	1928
Height, mm (air suspension)	1726 (1703)
Wheelbase, mm	2855
Front/rear track width, mm	1655/1670

NOTES

- The maximum power output figures are quoted in PS (or Pferdestärke, which is the metric equivalent of horsepower). To convert from metric to imperial horsepower, divide the PS figure by 1.0139. For example, 240 PS is equivalent to 237 bhp.
- Figures are calculated in accordance with manufacturer's criteria. Vehicle unladen weight ranges with 90% tank capacity without driver (75 kg). The individual unladen weight depends on the specification of the vehicle, this then reduces the possible payload accordingly. Figures in () refer to automatic gearboxes.
- With increasing altitude the engine performance diminishes. From 1,000 m above sea level and for every 1,000 m thereafter 10% of the vehicle/trailer weight (trailer weight + gross vehicle weight) must be deducted.
- The use of bio diesel according to DIN 51606 is possible to about -10°C.
- Thanks to the knock control, unleaded four star (at least 95 RON) can be used instead of unleaded Super plus.
- Official fuel consumption according to EU Directive 99/94. Figures in () refer to automatic gearboxes. The consumption calculation according to 1999/100/EC is based on the actual unladen weight of the vehicle. Additional specifications can lead to a higher weight class and hence to consumption figures of this higher weight class. The driving style, road and traffic conditions, environmental influences and vehicle condition can in practice lead to consumption figures, which may differ from those calculated with this standard.
- The weight of a vehicle will influence the level of CO₂ emission it produces; as a result, vehicles with higher levels of specification and factory-fitted options may emit higher levels of CO₂. The CO₂ figure quoted for each vehicle is the maximum possible. The unladen weight of the vehicle is calculated by range at the time of manufacture and the maximum possible CO₂ emission for that weight range is applied according to the Council Directive 80/1268EEC as amended by Commission Directive 1999/100/EC on the approximation of the laws of the member states relating to the carbon dioxide emissions and the fuel consumption of motor vehicles.
- VDA measuring method using 200 x 100 x 50 mm blocks.

4.2 LITRE V8 – 4.2 LITRE V8 310 PS. TECHNICAL SPECIFICATION.

ENGINE		PERFORMANCE	
Engine type	Eight cylinder petrol	Top speed, mph (km/h) – where law permits	
Cubic capacity, ltrs/cc	4.2/4172	With manual gearbox steel spring	–
Bore/stroke, mm	84.5/93.0	With manual gearbox air spring	–
Max. output, PS ⁽⁰¹⁾ /kW	310/228	With automatic gearbox steel spring	135 (218)
at rpm	6200	With automatic gearbox air spring	139 (225)
Max. torque, lbs.ft/Nm	303/410	Acceleration, seconds 0 - 62 mph	
at rpm	3000	With manual gearbox	–
Compression ratio	11.0 : 1	With automatic gearbox	8.1
Gearbox	Six speed auto tiptronic	ABI insurance group	18
Alternator, A	150 - 190	ENVIRONMENTAL INFORMATION	
Battery, A (Ah)	450 (95)	Fuel grade, minimum	Unleaded 95 RON ⁽⁰⁵⁾
Reduction gear, l	2.66	Official fuel consumption, mpg/ltr per 100 km ⁽⁰⁶⁾	
		Urban	(13.9/20.3)
		Extra-urban	(24.4/11.6)
		Combined	(19.1/14.8)
		Official CO ₂ emission, g/km ⁽⁰⁷⁾	(355)
		Emission class – manual gearbox	–
		Emission class – automatic gearbox	EURO 4
		Noise, dB – manual gearbox	–
		Noise, dB – automatic gearbox	73
WEIGHTS, KGS		MAXIMUM LUGGAGE CAPACITY, LITRES⁽⁰⁸⁾	
Unladen weight ⁽⁰²⁾	(2580)	Capacity	555
Gross vehicle weight ⁽⁰²⁾	(2945)	Capacity with 4Zone electronic climate control/Nappa leather	500
Payload ⁽⁰²⁾	(440)		
Axle load limit: Front	1460		
Rear	1610		
TRAILER LOAD LIMITS, KGS ⁽⁰³⁾		EXTERIOR DIMENSIONS	
Braked 12% incline	3500	Length, mm	4754
Unbraked	750	Width, mm	1928
Nose weight	140	Height, mm (air suspension)	1726 (1703)
Roof weight	100	Wheelbase, mm	2855
		Front/rear track width, mm	1649/1661
INTERIOR DIMENSIONS			
Effective front head room, mm (sunroof)	1008 (984)		
Effective rear head room, mm (sunroof)	987 (982)		
Front elbow width, mm	1504		
Rear elbow width, mm	1505		

NOTES

- 01 The maximum power output figures are quoted in PS (or Pferdestärke, which is the metric equivalent of horsepower). To convert from metric to imperial horsepower, divide the PS figure by 1.0139. For example, 240 PS is equivalent to 237 bhp.
- 02 Figures are calculated in accordance with manufacturer's criteria. Vehicle unladen weight ranges with 90% tank capacity without driver (75 kg). The individual unladen weight depends on the specification of the vehicle, this then reduces the possible payload accordingly. Figures in () refer to automatic gearboxes.
- 03 With increasing altitude the engine performance diminishes. From 1,000 m above sea level and for every 1,000 m thereafter 10% of the vehicle/trailer weight (trailer weight + gross vehicle weight) must be deducted.
- 04 The use of bio diesel according to DIN 51606 is possible to about -10°C.
- 05 Thanks to the knock control, unleaded four star (at least 95 RON) can be used instead of unleaded Super plus.
- 06 Official fuel consumption according to EU Directive 99/94. Figures in () refer to automatic gearboxes. The consumption calculation according to 1999/100/EC is based on the actual unladen weight of the vehicle. Additional specifications can lead to a higher weight class and hence to consumption figures of this higher weight class. The driving style, road and traffic conditions, environmental influences and vehicle condition can in practice lead to consumption figures, which may differ from those calculated with this standard.
- 07 The weight of a vehicle will influence the level of CO₂ emission it produces; as a result, vehicles with higher levels of specification and factory-fitted options may emit higher levels of CO₂. The CO₂ figure quoted for each vehicle is the maximum possible. The unladen weight of the vehicle is calculated by range at the time of manufacture and the maximum possible CO₂ emission for that weight range is applied according to the Council Directive 80/1268EEC as amended by Commission Directive 1999/100/EC on the approximation of the laws of the member states relating to the carbon dioxide emissions and the fuel consumption of motor vehicles.
- 08 VDA measuring method using 200 x 100 x 50 mm blocks.

5.0 LITRE V10 TDI – 5.0 LITRE V10 TDI 313 PS. TECHNICAL SPECIFICATION.

ENGINE	
Engine type	10 cylinder diesel
Cubic capacity, ltrs/cc	5.0/4921
Bore/stroke, mm	81.0/95.5
Max. output, PS ⁽⁰¹⁾ /kW at rpm	313/230 3750
Max. torque, lbs.ft/Nm at rpm	553/750 2000
Compression ratio	18.5 : 1
Gearbox	Six speed auto tiptronic
Alternator, A	190
Battery, A (Ah)	480 (85) and 520 (110)
Reduction gear, l	2.66

WEIGHTS, KGS	
Unladen weight ⁽⁰²⁾	(2685)
Gross vehicle weight ⁽⁰²⁾	(3100)
Payload ⁽⁰²⁾	(415)
Axle load limit: Front	1565
Rear	1650

TRAILER LOAD LIMITS, KGS ⁽⁰³⁾	
Braked 12% incline	3500
Unbraked	750
Nose weight	140
Roof weight	100

INTERIOR DIMENSIONS	
Effective front head room, mm (sunroof)	1008 (984)
Effective rear head room, mm (sunroof)	987 (982)
Front elbow width, mm	1504
Rear elbow width, mm	1505

10 cylinder diesel
5.0/4921
81.0/95.5
313/230 3750
553/750 2000
18.5 : 1
Six speed auto tiptronic
190
480 (85) and 520 (110)
2.66

(2685)
(3100)
(415)
1565
1650

3500
750
140
100

1008 (984)
987 (982)
1504
1505

PERFORMANCE	
Top speed, mph (km/h) – where law permits	
With manual gearbox steel spring	–
With manual gearbox air spring	–
With automatic gearbox steel spring	–
With automatic gearbox air spring	140 (225)
Acceleration, seconds 0 - 62 mph	
With manual gearbox	–
With automatic gearbox	7.8
ABI insurance group	19

ENVIRONMENTAL INFORMATION	
Fuel grade, minimum	Diesel 51 CN ⁽⁰⁴⁾
Official fuel consumption, mpg/ltr per 100 km ⁽⁰⁶⁾	
Urban	(16.5/17.1)
Extra-urban	(28.8/9.8)
Combined	(23.0/12.3)
Official CO ₂ emission, g/km ⁽⁰⁷⁾	(332)
Emission class – manual gearbox	–
Emission class – automatic gearbox	EURO 3
Noise, dB – manual gearbox	–
Noise, dB – automatic gearbox	72

MAXIMUM LUGGAGE CAPACITY, LITRES ⁽⁰⁸⁾	
Capacity	500
Capacity with 4Zone electronic climate control/Nappa leather	500

EXTERIOR DIMENSIONS	
Length, mm	4754
Width, mm	1928
Height, mm (air suspension)	(1703)
Wheelbase, mm	2855
Front/rear track width, mm	1645/1657

NOTES

- The maximum power output figures are quoted in PS (or Pferdestärke, which is the metric equivalent of horsepower). To convert from metric to imperial horsepower, divide the PS figure by 1.0139. For example, 240 PS is equivalent to 237 bhp.
- Figures are calculated in accordance with manufacturer's criteria. Vehicle unladen weight ranges with 90% tank capacity without driver (75 kg). The individual unladen weight depends on the specification of the vehicle, this then reduces the possible payload accordingly. Figures in () refer to automatic gearboxes.
- With increasing altitude the engine performance diminishes. From 1,000 m above sea level and for every 1,000 m thereafter 10% of the vehicle/trailer weight (trailer weight + gross vehicle weight) must be deducted.
- The use of bio diesel according to DIN 51606 is possible to about -10°C.
- Thanks to the knock control, unleaded four star (at least 95 RON) can be used instead of unleaded Super plus.
- Official fuel consumption according to EU Directive 99/94. Figures in () refer to automatic gearboxes. The consumption calculation according to 1999/100/EC is based on the actual unladen weight of the vehicle. Additional specifications can lead to a higher weight class and hence to consumption figures of this higher weight class. The driving style, road and traffic conditions, environmental influences and vehicle condition can in practice lead to consumption figures, which may differ from those calculated with this standard.
- The weight of a vehicle will influence the level of CO₂ emission it produces; as a result, vehicles with higher levels of specification and factory-fitted options may emit higher levels of CO₂. The CO₂ figure quoted for each vehicle is the maximum possible. The unladen weight of the vehicle is calculated by range at the time of manufacture and the maximum possible CO₂ emission for that weight range is applied according to the Council Directive 80/1268EEC as amended by Commission Directive 1999/100/EC on the approximation of the laws of the member states relating to the carbon dioxide emissions and the fuel consumption of motor vehicles.
- VDA measuring method using 200 x 100 x 50 mm blocks.

THE TECHNOLOGY.

ENGINES

- 2.5 litre TDI/128 kW (174 PS⁽⁰¹⁾) diesel engine. Five cylinder in-line engine, two valves per cylinder utilising crossflow principle, aluminium cylinder crankcase with plasma coated bores, 'Pumpe Düse' high pressure injection system, variable vane turbocharger, electronic accelerator engine control
- 3.2 litre/177 kW (241 PS⁽⁰¹⁾) V6 petrol engine. Six cylinder 'V' engine, four valves per cylinder, grey cast cylinder crankcase, cylinder angle 15° in VR design, bore 84 mm, stroke 95.9 mm, connecting rod length 164 mm, cylinder distance 65 mm, valve drive via roller rocker arms, continuous inlet and exhaust camshaft adjustment, single spark ignition, electronic accelerator engine control
- 3.0 litre TDI/165 kW (225 PS⁽⁰¹⁾) V6 diesel engine. Six cylinder 'V' engine, four valves per cylinder, two overhead camshafts per cylinder bank, turbocharger with variable turbine geometry, valve drive via roller valve levers, injection system of the third generation with Piezo inline injectors and 1,600 bar injection pressure, diesel particle filter
- 4.2 litre/228 kW (310 PS⁽⁰¹⁾) V8 petrol engine. Eight cylinder 'V' engine, five valves per cylinder, aluminium cylinder crankcase, cylinder angle 90° in V design, bore 84.5 mm, stroke 93.0 mm, connecting rod length 154 mm, cylinder distance 90 mm, valve drive via roller valve levers, continuous inlet and exhaust camshaft adjustment, magnesium three stage variable intake manifold, electronic accelerator engine control
- 5.0 litre TDI/230 kW (313 PS⁽⁰¹⁾) V10 diesel engine. 10 cylinder 'V' engine, aluminium cylinder crankcase, 'Pumpe Düse' high pressure injection system, twin turbochargers with electronic boost adjustment, bore 81 mm, stroke 95.5 mm, connecting rod length 144 mm, cylinder distance 88 mm, compression 18.5 : 1, engine management with master-slave principle

NOTES

- 01 The maximum power output figures are quoted in PS (or Pferdestärke, which is the metric equivalent of horsepower). To convert from metric to imperial horsepower, divide the PS figure by 1.0139. For example, 240 PS is equivalent to 237 bhp.

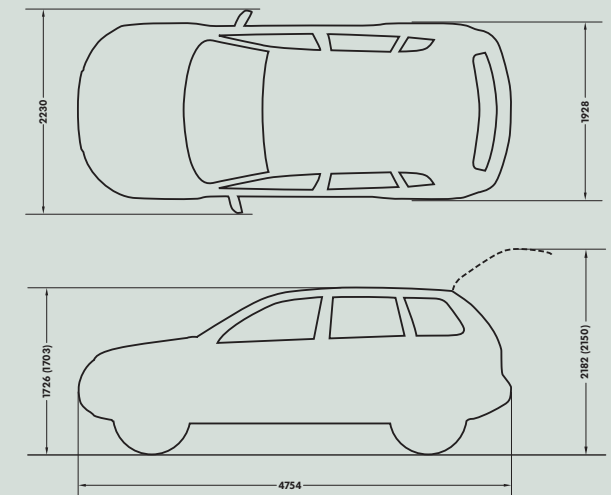
RUNNING GEAR

- Front and rear independent suspension on double wishbones with acoustically insulated subframes
- Front and rear anti-roll bar
- CDC air suspension with automatic self-levelling system and height adjustment as well as continuous, speed-related electronic damper control (standard on V10 TDI)

TRANSMISSION

- Permanent four wheel drive, central differential with electronically controlled friction-disc lock and low range gearing, four wheel EDL
- 2.5 TDI: Six speed manual gearbox
Six speed automatic tiptronic gearbox
- V6: Six speed manual gearbox
Six speed automatic tiptronic gearbox
- V6 TDI: Six speed automatic tiptronic gearbox
- V8: Six speed automatic tiptronic gearbox
- V10 TDI: Six speed automatic tiptronic gearbox

EXTERIOR DIMENSIONS



VOLKSWAGEN SERVICE FOR YOUR PEACE OF MIND.

The Volkswagen Warranty. Three-year Warranty.

All Volkswagen Touaregs come with a three-year/60,000 miles warranty, which protects your car against the failure of most mechanical and electrical components due to manufacturing defects. This comprises a two-year manufacturer's warranty with unlimited mileage plus a further one-year/60,000 miles (whichever is soonest) Retailer Warranty. Should the mileage exceed 60,000 miles within the first two years, the manufacturer's two-year warranty will still be valid. If an additional warranty for subsequent years or higher mileage is desired, it may be purchased from any authorised Volkswagen luxury car specialist retailer; however, this additional warranty must be purchased before the mileage reaches 60,000. Full details of the three-year warranty are available from your authorised Volkswagen luxury car specialist retailer. This three-year warranty is only available on vehicles purchased in the UK through an authorised Volkswagen luxury car specialist retailer.

Three-year Paint Warranty. The paintwork of the Touareg is covered against manufacturing defects for a period of three years. Naturally, the Touareg must be cared for in compliance with the operating instructions which will be found in your vehicle handbook. Please consult your authorised Volkswagen luxury car specialist retailer or repairer for full warranty details.

12-year Body Protection Warranty. The internal body sections and panels of the Touareg are covered against rusting through from the inside for a period of 12 years. Naturally, the Touareg must be cared for in compliance with the operating instructions. Please consult your authorised Volkswagen luxury car specialist retailer or repairer for full warranty details.

Service Intervals. Volkswagen has always been dedicated to protecting the environment. That's why all Touaregs come with a LongLife Service regime. As a result of longer service intervals the engine oil requirement can be significantly reduced over the vehicle's total life, which results in less waste oil to dispose of and reduces the burden on the environment.

The LongLife Service regime is so called because there are no set service intervals. The interval between services, depending on how you drive your vehicle and the conditions of use, can be anywhere from 9,000 miles or 12 months (whichever is soonest), up to a maximum of 20,000 miles* or 24 months (whichever is soonest). The Service Interval Display in the instrument panel will indicate when a service is required.

This LongLife Service regime has been made possible due to the development of new Volkswagen engines with the latest technically advanced long-life oils. These engines use built-in sensors that continually monitor the oil quality, making it possible to enjoy reliable and confident motoring for up to a maximum of 20,000 miles* or 24 months (whichever is soonest).

If you would like a more traditional service regime the Touareg can be adapted by your authorised Volkswagen luxury car specialist retailer or repairer to the Time/Distance regime. This can be done at the point of vehicle sale or when an inspection service is carried out.

* All mileages are approximate as the system uses kilometres as the distance measure.

Please consult your authorised Volkswagen luxury car specialist retailer or repairer for full details.

Approved Accessories. A comprehensive range of accessories from alloy wheels to carpet mats is available to complement the factory-fitted option list. Volkswagen Approved accessories purchased from and fitted by your authorised Volkswagen luxury car specialist retailer at the point of vehicle sale will also benefit from the three-year vehicle warranty.

Maximum Peace Of Mind. To ensure you are effectively insured, Volkswagen Insurance (the trading name of Volkswagen Insurance Services Limited) offers policies developed specifically for Volkswagen drivers. The main benefit of being covered by one of the UK's largest manufacturer-approved insurance schemes is the complete peace of mind it provides. For example, should your Touareg require repair, we guarantee it will only be completed by an authorised specialist Volkswagen retailer or repairer.

Approved Used Cars. Confidence, peace of mind, reassurance. These are the virtues of buying an Approved Used car because every car has, or is supported by:

- Multipoint inspection
- Comprehensive reconditioning and valeting
- Vehicle mileage check and certificate
- Vehicle validation check and certificate
- 12-month warranty
- MOT test cover
- Volkswagen Assistance
- 30-day/1,000 miles 'no quibble' exchange policy

And for Approved Used Volkswagens, a service history check and certificate are also provided. When it comes to buying a used car, it's important that you can be confident in its mechanical condition, mileage and history. The Volkswagen Approved Used scheme should help put your mind at ease. Every Approved Used car for sale will have passed a rigorous inspection, and any problems found will have been rectified before the car is made ready for sale. For your extra peace of mind, it will be covered by a 12-month warranty and a 30-day/1,000 miles 'no quibble' exchange policy.

Personal Finance Solutions. We appreciate that financial needs differ, so you'll find a team of professional advisors on hand at our specialist retailers. They will be able to offer you cost-effective, tried and trusted financial products including a range of products for both private and business consumers alike, from Volkswagen Finance*.

*Volkswagen Finance is a trading name of Volkswagen Financial Services (UK) Limited.

CO₂ Emission. The weight of a vehicle will influence the level of CO₂ emission it produces; as a result, vehicles with higher levels of specification and factory-fitted options may emit higher levels of CO₂.

The CO₂ figure quoted for each vehicle is the maximum possible. The unladen weight of the vehicle is calculated by range at the time of manufacture and the maximum possible CO₂ emission for that weight range is applied according to the Council Directive 80/1268EEC as amended by Commission Directive 1999/100/EC on the approximation of the laws of the member states relating to the carbon dioxide emissions and the fuel consumption of motor vehicles.

Please Note: Some illustrations in this brochure do not necessarily reflect UK specifications and may not be available. In particular, controls and some items of equipment are positioned differently for the UK.

The specifications contained in this brochure are for information purposes only and are subject to change. If you require any specific feature, you must consult your authorised Volkswagen luxury car specialist retailer who is regularly updated with any change in specification. Please check model availability and full specification details with your authorised Volkswagen luxury car specialist retailer prior to ordering.

Note: We would like to advise you that telephone calls to Volkswagen Customer Care may be monitored and recorded as part of our training and quality assurance processes. All our monitoring and recording processes meet Ofcom regulations.