

PVW132TOUa
ISSUE: 1 SEPTEMBER 2006
WWW.VOLKSWAGEN.CO.UK
TELEPHONE 0800 037 7888

The illustrations in this document do not necessarily reflect UK specifications and some items of equipment may not be available for the UK. The specifications contained in this document are for information purposes only as we cannot confirm the exact specifications of the vehicles. 4XMOTION is a registered trademark of Volkswagen AG.



THE TOUAREG.



WITH 149 MILLION SQUARE KILOMETRES
ON THE WORLD'S SURFACE, DRIVING
SHOULD BE AN ADVENTURE.

To the individual, the world is a vast place, an expanse of radically different environments that bring unique challenges on every journey. So whether it's city driving, motorway cruising or off-roading you are faced with, you can rely on the Volkswagen Touareg to deliver great performance. Combining luxury saloon car comfort with driving exhilaration, and all-terrain capability with stylish design, the Touareg will bring a smile to your face wherever you venture.

BROADEN
YOUR HORIZONS.



Model shown is Altitude 3.0 V6 TDI with accessory fit roof bars and optional parking sensors and metallic paint.

ALL THE COMFORTS OF MODERN DAY DRIVING.

Looks can be deceptive and the Touareg is living proof of this. Powerful and distinctive from the outside, the Touareg provides a calm and tranquil inner cabin, courtesy of exceptional build quality and the highest level of equipment. For example, on SE and Altitude, the 2Zone electronic climate control allows the driver and front passenger to control the temperature in their own individual spaces.

Whichever Touareg you're driving you'll enjoy an unsurpassed view of the road. Run your hands around the leather trimmed four-spoke steering wheel and quality is assured. 'Anthracite' decorative inserts in the dash and centre console and the 'Delta' radio system with single CD player and 10 speakers ensure that all your senses are catered for.

When a vehicle displays such a wealth of technical features and functions as the Touareg, it's important that their operation is user-friendly. So, you'll appreciate immediately the Touareg's ergonomically designed interior. The seats provide firm lateral support, great comfort and driver and front passenger also benefit from seat height adjustment. 'Cricket' leather with heated front seats is a standard feature on SE and Altitude models, while for the ultimate flexibility, V10 TDI DPF models enjoy 12-way electrically adjustable front seats with lumbar support and memory.



All switches follow a logical layout; for example, all off-road switches are easily accessible in the centre console, so you can easily change between settings. Positioned between the main dials sits a multifunction computer, displaying information on a 3" monochrome screen, or 5" colour screen on SE and Altitude. A six disc, boot-mounted autochanger and sophisticated navigation/radio system is standard on SE and Altitude. This state of the art DVD-ROM based system is easily operated through a clear menu guide and is available as an option on entry Touareg models.

Interiors shown are SE V10 TDI DPF with optional walnut wood decorative inserts.

CRUISING DOWN THE MOTORWAY, CROSSING
A FIELD, TWISTING ALONG COUNTRY LANES
OR FORDING A RIVER, TOUAREG TECHNOLOGY
ADAPTS TO THE SITUATION EFFORTLESSLY.



Model shown is Altitude 3.0 V6 TDI with optional parking sensors and metallic paint.

BROADEN YOUR HORIZONS WITH FOUR WHEEL DRIVE.

There's an easy way to discover the difference between the new Touareg and a conventional 4x4 – with your fingertips. A simple turn of the twin controls is all it takes to adjust the gear ratio, engage the differential locks and adjust the air suspension settings. In addition, the damping control lets you select between 'sport', 'comfort' or 'auto' for the most efficient handling and maximum comfort, whatever the driving environment (standard on V10 TDI DPF, optional on SE and above). The axle construction employs multilink double wishbone suspension, both front and rear, assuring you of a smooth and precise drive.

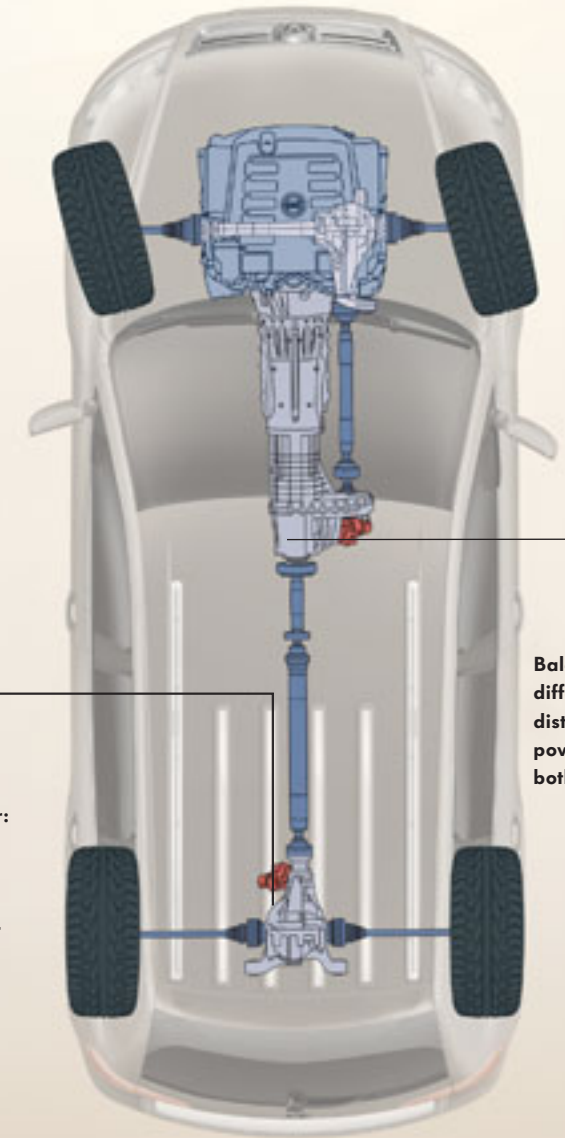
The chassis is complemented perfectly by two ultra-modern transmissions: a six speed manual gearbox or six speed automatic tiptronic – both of a weight-saving design and 'filled for life' with oil so that routine servicing is not needed.

With automatic transmission, shift commands are supplied electronically via the Dynamic Shift Programme (DSP). This modifies

the shift points to match your individual driving style, assessing several criteria, including accelerator and brake movement, trailer weight, uphill or downhill gradients and gear shift frequency. Armed with this information, the DSP calculates the most appropriate gear shift pattern from 'sport' to 'auto' mode. Alternatively, should you prefer more involvement, you can easily override gear changes manually through the tiptronic gear lever or optional 'racing style' paddle switches, located behind the steering wheel.

Off-road, the Touareg is in its element, due largely to its advanced, permanent four wheel drive system. In normal situations, the torque is split 50:50 between the front and rear wheels – but, remarkably, the Touareg will automatically direct 100% of the torque to a single wheel should the conditions beneath prove more than a little demanding.

As you would expect of a true off-road performer, you can always choose to lock manually either the centre or optional rear differentials for absolute predictability. In combination with the low range gearing, this makes the Touareg a formidable proposition for extreme off-roading.



Concentrated power:
The rear axle differential system can direct 100% of the engine power to one wheel.

Balanced: The centre differential system distributes the engine power automatically to both front and rear axles.



For perfect handling: The Touareg benefits from multilink double wishbone suspension.

ADAPT TO CHANGING ENVIRONMENTS WITH THE GREATEST OF EASE.



01





02




03

Air suspension is standard on V10 TDI DPF models (optional on SE and above) and features automatic self-levelling and variable ride height. Continuous Damping Control (CDC) takes effect according to road speed and driving conditions, using electronic control to minimise body pitch and roll for greater stability and comfort.

01 Adjusting the air suspension to its lowest setting means that loading and unloading can be done with ease.
02 This setting provides a comfortable ride, ideal for motorway cruising.
03 At maximum height the Touareg dominates off-road.






Front air suspension.



Rear air suspension.

ENJOY THE ULTIMATE 4X4 FLEXIBILITY, WHEREVER YOU VENTURE.

Few vehicles offer the flexibility of the new Touareg – and the predominant reason for this exceptional adaptability is the design of its chassis and suspension. The Touareg has one of the longest wheelbases to be found on this type of vehicle, which ensures a roomy interior as well as dynamic performance. Its running gear has been designed with independent suspension at all wheels, and there are double wishbones, front and rear, complemented by aluminium control arms at the top and steel triangulated wishbones below. Compared with other designs, this axle layout is capable of absorbing very high loads, which is ideal for a 4x4. It also helps improve roadholding when high levels of lateral acceleration and cornering speeds come into play. In addition, Continuous Damping Control (CDC) air suspension (standard on V10 TDI DPF models, optional on SE and above) is automatically self-levelling, and provides variable ride height depending upon road speed and driving conditions.



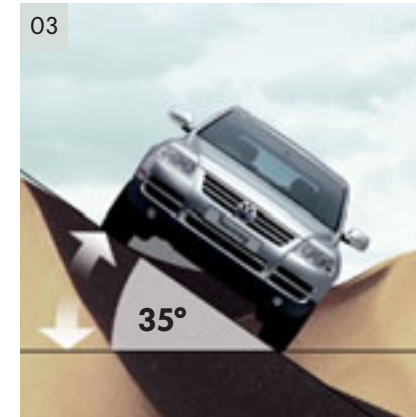
Model shown is SE 3.0 V6 TDI with optional Bi-Xenon headlights and metallic paint.

STEEP INCLINES AND FLOWING WATER PRESENT NO OBSTACLE. SO WHY NOT VENTURE OFF THE BEATEN TRACK?

Whenever you encounter harsh terrain, you'll certainly appreciate the Touareg's outstanding design and engineering. Features like four wheel drive, an electronically controlled centre differential, low range gear and a maximum ground clearance of 237 mm (300 mm with air suspension) all help to create a 4x4 with outstanding ability. What's more, these features complement one another perfectly. For example, the low range gear is activated by the suspension switch, which drops the first gear ratio by an additional 2.66:1, so that very high torque reaches the driven wheels for maximum traction.



01 Approach and departure angles: 28°.
The height of the bumper has exceptional clearance allowing steep angles to be easily overcome. With air suspension, the clearance increases to 33.2° front and 33.6° rear. On Touareg Altitude models the approach and departure angles are reduced slightly to 20.6° front and 24.6° rear, for full details please enquire at your authorised Volkswagen luxury car specialist retailer.



03 Side slope angle: 35° (stationary 45°).
Even driving at a 35° angle the Touareg retains ideal traction. This allows reversing and turning on practically any incline.

04 Climbing capability: 45°.
The Touareg can handle extreme inclines allowing you access to places you've never ventured before.

05 Fording depth: 580 mm.
Even at depths of 580 mm the engine and interior are protected from water. On models without air suspension, the fording depth is reduced to 500 mm.



02 Breakover angle: 27°.
Thanks to the high ramp angle, the Touareg is an accomplished off-roader on the most uneven surfaces. On models without air suspension and Touareg Altitude models, the ramp angle is lower at 22.1°. For full details please enquire at your authorised Volkswagen luxury car specialist retailer.



BENEATH TRADITIONAL
QUALITY CRAFTSMANSHIP
BEATS STATE OF THE ART
COMPUTER ENGINEERING.



Model shown is Altitude 2.5 TDI DPF with optional parking sensors and metallic paint.

TOUAREG.



More comfort, more refinement, more quality – that’s what the Touareg stands for. With a combination of exceptional looks from the outside and an ergonomically designed interior, the Touareg is certain to give you a unique feeling of space and harmony. Its wealth of features and functions are numerous, with standard items of equipment such as attractive 17" ‘Canyon 5’ alloy wheels with 235/65 R17 tyres, air conditioning and ‘Delta’ radio with single CD player and 10 speakers.

Reassuringly convenient, the Touareg offers an abundance of functions to make your journey as easy as possible, with hill start assist and hill descent assist to help you pull away effortlessly in all conditions. Inside, power steering, electric headlight adjustment, electric windows front and rear and electrically heated, foldable and adjustable door mirrors take the strain, while a maximum of 1,570 litres of luggage space (1,525 litres on V10 TDI DPF models) and a range of storage solutions offer the versatility of transporting everything you could possibly need.

Safety is also paramount in the Touareg, with a number of features designed to help avoid hazardous situations, such as 4XMOTION permanent four-wheel drive and ESP (Electronic Stabilisation Programme) standard on entry models. In addition to this the Touareg also has six airbags, along with crash sensors, which automatically unlock all doors in the unlikely event of an accident. So, you can rest assured that the Touareg is not only a pleasurable experience, but it is also a safe place to be.

01 The fitment of 17" ‘Canyon 5’ alloy wheels provides an exclusive look.

02 The ‘Delta’ radio with single CD player has 10 powerful speakers for exceptional sound clarity and boasts numerous easy to use functions.






Model shown is entry Touareg with optional Convenience pack, Bi-Xenon headlights and metallic paint.

Comfort features are a major benefit in the SE and, as you'd expect from Volkswagen, attention to detail is second to none. A good example of this philosophy is the sumptuous 'Cricket' leather upholstery with heated front seats, which ensure your comfort wherever you may be headed, while 2Zone electronic climate control allows the driver and front seat passenger to set their individual desired temperature. The air sensor in this system also assesses the quality of air and automatically switches to air re-circulation in certain situations, such as passing through a tunnel.

A DVD navigation/radio system is also standard on SE and operates through a user-friendly 6½" colour screen. The clear visual guidance combined with audible instructions helps you to relax and enjoy a stress-free journey wherever you are headed.

To enjoy the ultimate in comfort the V10 TDI DPF model offers further convenience with CDC (Continuous Damping Control) air suspension which allows a choice of three suspension settings to suit any conditions, whether you are cruising along a motorway or heading off the beaten track. However, the functionality doesn't stop there.



- 01 Interior shown is SE V10 TDI DPF with 'Cricket' leather upholstery, heated front seats and optional walnut wood decorative inserts.
- 02 The combined DVD navigation/radio system comprises a 6½" colour display and acoustic and visual route assistance.
- 03 Stylish 18" 'Valley' alloy wheels add to the SE's character.
- 04 Distinctive 18" 'Nevada' alloy wheels are part of the SE V10 TDI DPF's appeal.


Model shown is SE V10 TDI DPF.

ALTITUDE.

From first glance the Altitude looks visibly different. As soon as you set eyes on the impressive silhouette of the body kit by Individual it will set your heart racing. The uniquely shaped front and rear bumpers, side skirts and rear roof spoiler, coupled with the sports polished stainless steel twin exhaust tailpipes gives a dynamic and streamlined form to a 4x4 capable of motorway cruising or formidable off-road performance.

The styling of the Altitude is complemented further by the addition of 19" 'Siena' alloy wheels with 275/45 R19 tyres or 20" 'Casablanca' alloy wheels with 275/40 R20 tyres on the Altitude V10 TDI DPF. Finally, the exclusive styling of the Altitude is rounded off with 35% tinted glass from the B pillar backwards, offering a visually stunning look on the outside, while giving extra privacy to those in the back.

Inside, the Altitude benefits from all the comfort features of the SE/SE V10 TDI DPF, with 'Cricket' leather upholstery, heated front seats with lumbar support and 2Zone electronic climate control offering a stress-free environment to make your journey, while the DVD satellite navigation system and telephone preparation help ensure you arrive safely at your destination.



01 Dynamic 19" 'Siena' alloy wheels enhance the Altitude's already impressive exterior.

02 Sporty 20" 'Casablanca' alloy wheels complete the Altitude V10 TDI DPF's look.



Model shown is Altitude V10 TDI DPF with accessory fit roof bars.

PASSIVE SAFETY FEATURES. PROTECTING YOU FROM THE UNEXPECTED.

Safety and efficiency are equally as important as looks in the Touareg. Take the V10 TDI DPF's headlight system, for example. Xenon technology with dynamic curve lighting produces a brighter light beam and wider coverage than traditional headlights. The V10 TDI DPF models all feature a dusk sensor that will automatically switch on the lights at dusk or when driving through a tunnel.

Advanced technology is also at work on the windscreen wiper system, where rain sensors automatically set the speed of the wipers to maximum effect. But it's the attention to detail, such as the coming/leaving home lighting function, that really sets the Touareg apart. When you leave your Touareg at night-time, the surrounding area is illuminated by the front and rear lights, and the door mirror lights – and the duration of the lighting can be individually set. These items form part of the Convenience pack which is standard on V10 TDI DPF models and optional on all other models.

Driving can create many unforeseeable situations both on- and off-road. For this reason, safety features were high on the agenda when it came to developing the new Touareg. To begin with, the construction of the Touareg provides great strength and rigidity. This has been achieved through the use of high strength steel, placing steel tubes in the side sills, laser-welding the seams and galvanising throughout.

Extensive crash testing has also been employed to ensure the bodyshell provides maximum built-in energy absorption at the front end. In the event of a frontal crash, the resulting forces would be diverted around the safety zone, providing protection against occupant injury. The protected inner cell for the driver and passengers, combined with the Touareg's immensely strong body, has resulted in the Touareg being awarded with a 5 star NCAP rating for occupant safety.



The interior is equally well equipped with extensive safety features. Six airbags include two in the front, two side and curtain airbags for additional protection against side impact.



Model shown is SE V10 TDI DPF.



To help you avoid accidents in the first place, the Touareg is equipped with intelligent regulating systems for easy handling and the highest levels of active safety. To begin with, ABS brakes offer proven safety, preventing the wheels from locking and allowing the Touareg to steer around potential hazards. Complementing this, Electronic Brake-pressure Distribution (EBD) reallocates braking pressure between the front and rear wheels to ensure optimum braking effect, whilst the Hydraulic Brake Assist (HBA) identifies an emergency stop and boosts braking pressure immediately to reduce the

ABS

ESP

ASR

EDL

MSR

stopping distance. Electronic Stabilisation Programme (ESP) sensors detect the onset of oversteer or understeer and help restore the Touareg to its chosen path, also helping to suppress skids as soon as they begin. In addition, Anti-Slip Regulation (ASR) prevents the driven wheels from spinning either through controlled brake application or by intervening in the engine management system.

On loose or slippery surfaces, the Electronic Differential Lock (EDL) helps to improve traction. Should a wheel start to spin, the brake is applied and the tractive force then diverted to the other wheels via the differential. Finally, Engine Drag Torque Regulation (MSR) prevents the driven wheels from locking should the accelerator be lifted suddenly or the vehicle braked sharply because a low gear is engaged.

BUILT FOR OFF-ROAD ADVENTURERS,
4X4 ENTHUSIASTS AND EXECUTIVE
SALOON CAR DRIVERS. PERSONALISED
FOR INDIVIDUALS.

The Touareg is ready for anything – family outings, business trips or leisure pursuits. But why not go one step further and personalise your Touareg? A few examples from the full range of options and accessories are given here, but many others are available, offering great value for money and an easy way to achieve individual style. For full details please enquire at your authorised Volkswagen luxury car specialist retailer.



01



02



03

04









- 01 To remove some of the stress when parking in confined spaces, why not choose the parking sensor? This ingenious system activates automatically to emit audible and visual warnings of objects and their distances. Standard on V10 TDI DPF.
- 02 For the ultimate functionality and comfort, each quarter of the cabin can choose their preferred temperature, within a 4°C variance between adjacent zones with 4Zone electronic climate control. Optional on SE and Altitude.
- 03 Bi-Xenon headlights with dynamic curve lighting produce a much clearer, brighter light for both dipped and main beam, giving you a clearer view of the road ahead and helping you drive more safely, particularly on winding roads. Also included in this option are headlight washers which help keep headlights free from dirt, ensuring maximum visibility. Standard on V10 TDI DPF models, optional on SE and Altitude.
- 04 The Style pack includes silver anodised roof bars and chrome side bars. Not available for Altitude models

Also available, but not shown:

- Multimedia pack – rear seat entertainment can be provided by the optional DVD multimedia system mounted in the vehicle's roof lining. This system features a single foldaway screen, infrared headphones and remote control operation.
- iPod connectivity allows you to listen to all your favourite tracks stored on your iPod through the Touareg's radio system.

DESIGNED TO INSPIRE.

- 01 'Canyon 5' 7½J x 17" standard on entry Touareg.
- 02 'Valley' 8J x 18" standard on SE.
- 03 'Nevada' 8J x 18" standard on SE V10 TDI DPF.
- 04 'Atheo' 9J x 19" optional on SE.
- 05 'Desert' 9J x 19" optional on entry Touareg, SE.
- 06 'Mountain' 9J x 20" optional on SE.
- 07 'Siena' 9J x 19" standard on Altitude.
- 08 'Casablanca' 9J x 20" standard on Altitude V10 TDI DPF.



The range of standard alloy wheels has been carefully chosen to complement the exterior styling of all Touaregs. However, you may wish to add a touch of individuality and personalise your Touareg with a choice of 19 or 20 inch alloy wheels. Whichever alloy wheel you choose, you can be certain of Volkswagen's superb design and engineering.

WHETHER YOU ARE HEADING FOR A CITY CENTRE OR RURAL RETREAT, LET SATELLITE NAVIGATION CHOOSE THE BEST ROUTE.

Wherever you may venture with your Touareg, finding your way has never been easier. Whether it's a first-class restaurant in the heart of a city or a fishing hideaway in the countryside, the satellite navigation is there to guide you to your destination. Simply enter the town and street, and the state of the art navigation system will find the most suitable route. There's never been a better reason to head off the beaten track.

Operating the system is simplicity itself, as you'll appreciate the very first time you call upon its assistance. Details of your current position and the directions you'll need to follow will be clearly displayed on the navigation system's 6½" colour screen, positioned on the centre console. Navigation information is also displayed on the multifunction screen positioned in the dashboard. To ensure you keep your eyes on the road ahead, the navigation system can also talk you through your route with precise audible instructions such as distance covered and your approximate time of arrival. Driving doesn't come much easier.




The DVD satellite navigation/radio system is standard on SE and Altitude and is available as an option on entry Touareg. Included with this option is a six disc, boot-mounted CD autochanger which provides hours of uninterrupted listening pleasure.





UPHOLSTERY.

'TRAIL' CLOTH
Standard – Entry Touareg

01 Anthracite
02 Sunny Beige





'CRICKET' LEATHER†
Optional – Entry Touareg
Standard – SE, Altitude





01 Anthracite
02 Crystal Grey
03 Sunny Beige

'NAPPA' LEATHER†
Optional – SE, Altitude

01 Anthracite
02 Crystal Grey
03 Sunny Beige



DECORATIVE INSERTS






01 Walnut
02 Myrtle

Please note: Screen technology does not allow exact reproduction of the upholstery colours.
† Some parts of leather interior will contain artificial leather.

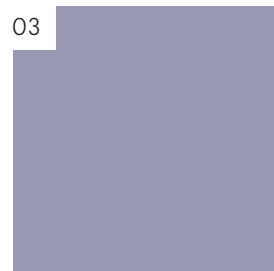


PAINT.

NON-METALLIC

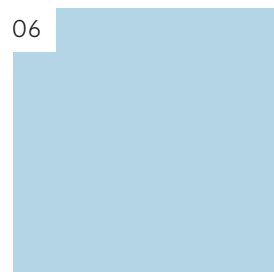




- 01 Ink Blue
- 02 Black*




METALLIC Optional at extra cost Standard – V10 TDI DPF models



- 01 Off-road Grey
- 02 Raven Blue
- 03 Reflex Silver*
- 04 Salt Lake Grey
- 05 Shadow Blue*
- 06 Silver Blue



PEARL EFFECT Optional at extra cost Standard – V10 TDI DPF models



- 01 Diamond Black
- 02 Venetian Green

Please note: Screen technology does not allow exact reproduction of the paint colours.
* Please note that only Black non-metallic, Reflex Silver and Shadow Blue metallic paints are available on Altitude models.

COMBINATIONS.

	SEAT UPHOLSTERY	DECORATIVE TRIM	DASHBOARD	CARPETS	Ink Blue	Black‡	Off-road Grey Metallic†	Raven Blue Metallic†	Reflex Silver Metallic‡	Salt Lake Grey Metallic†	Shadow Blue Metallic‡	Silver Blue Metallic†	Diamond Black Pearl Effect†	Venetian Green Pearl Effect†
'TRAIL' CLOTH UPHOLSTERY ON NORMAL SEATS Standard – Entry Touareg	Anthracite	Anthracite	Anthracite	Anthracite	•	•	•	•	•	•	•	•	•	•
	Sunny Beige	Anthracite	Dark Beige	Pure Beige	•	•	•	•			•		•	•
'CRICKET' LEATHER* ON NORMAL SEATS Standard – SE, Altitude	Anthracite	Walnut/Myrtle	Anthracite	Anthracite	•	•	•	•	•	•	•	•	•	•
	Crystal Grey	Walnut/Myrtle	Crystal Grey	Crystal Grey	•	•	•	•	•	•	•	•	•	•
	Sunny Beige	Walnut/Myrtle	Dark Beige	Pure Beige	•	•	•	•		•	•		•	•
'CRICKET' LEATHER* ON NORMAL SEATS Optional – Entry Touareg	Anthracite	Anthracite	Anthracite	Anthracite	•	•	•	•	•	•	•	•	•	•
	Crystal Grey	Anthracite	Crystal Grey	Crystal Grey	•	•	•	•	•	•	•	•	•	•
	Sunny Beige	Anthracite	Dark Beige	Pure Beige	•	•	•	•		•	•		•	•
'CRICKET' LEATHER* ON COMFORT SEATS Optional – SE, Altitude Standard – V10 TDI DPF models	Anthracite	Walnut/Myrtle	Anthracite	Anthracite	•	•	•	•	•	•	•	•	•	•
	Crystal Grey	Walnut/Myrtle	Crystal Grey	Crystal Grey	•	•	•	•	•	•	•	•	•	•
	Sunny Beige	Walnut/Myrtle	Dark Beige	Pure Beige	•	•	•			•	•		•	•
'NAPPA' LEATHER* ON COMFORT SEATS Optional – SE, Altitude	Anthracite	Walnut/Myrtle	Anthracite	Anthracite	•	•	•	•	•	•	•	•	•	•
	Crystal Grey	Walnut/Myrtle	Anthracite	Crystal Grey	•	•	•	•	•	•	•	•	•	•
	Sunny Beige	Walnut/Myrtle	Dark Beige	Pure Beige	•	•	•			•	•		•	•

* Some parts of leather interior will contain artificial leather.
† Metallic and Pearl Effect paint are optional at extra cost. Standard on V10 TDI DPF models.
‡ Please note that only Black non-metallic, Reflex Silver and Shadow Blue metallic paints are available on Altitude models.

MOUNTAIN PASSES OR MOTORWAYS.
POWER AND FLEXIBILITY ARE KEY.



Cruising down a motorway or going off-road, it's reassuring to know you have plenty of power in reserve. With the new Touareg you have a choice of a petrol engine or three class leading diesel engines, all sharing a common goal – using powerful torque to achieve acceleration and performance throughout the rev range. The V10 TDI DPF epitomises the success of the modern day diesel.

THE 2.5 TDI DPF.

Smooth and efficient, the 2.5 TDI DPF 174 PS delivers everything you would expect from a Volkswagen diesel: 0-62 mph in 12.4 seconds, a maximum torque of 400 Nm and it can accelerate from 30 to 70 mph in under 12 seconds.

THE V6.

In any situation, efficient performance is provided by this 280 PS engine. Developing peak torque of 360 Nm at 2,500-5,000 rpm, it can accelerate from standstill to 62 mph in 8.7 seconds.

THE V6 TDI.

The 3.0 V6 TDI also combines power with performance by developing 500 Nm of torque at just 1,750 rpm with an equally impressive acceleration of 0-62 mph in 9.9 seconds.

THE V10 TDI DPF.

The V10 TDI DPF has totally changed the image of a diesel, which is not surprising from a 4x4 that develops 313 PS. Such power represents 750 Nm of torque at just 2,000 rpm. From standstill, 62 mph will be reached in just 7.8 seconds and a top speed of 140 mph, where the law permits.

Please note: The maximum power output figures are quoted in PS (or Pferdestärke, which is the metric equivalent of horsepower). To convert from metric to imperial horsepower, divide the PS figure by 1.0139.

TOUAREG, SE, ALTITUDE – 2.5 LITRE TDI DPF 174 PS. TECHNICAL SPECIFICATION.

ENGINE	
Engine type	Five cylinder diesel
Cubic capacity, ltrs/cc	2.5/2460
Bore/stroke, mm	81.0/95.5
Max. output, PS ⁽⁰¹⁾ /kW at rpm	174/128 3500
Max. torque, lbs.ft/Nm at rpm	295/400 2000
Compression ratio	18.0 : 1
Gearbox	Six speed manual Six speed auto tiptronic
Alternator, A	150 - 190
Battery, A (Ah)	380 (80)
Reduction gear, l	2.66

WEIGHTS, KGS	
Unladen weight ⁽⁰²⁾	2510 (2510)
Gross vehicle weight ⁽⁰²⁾	2850
Payload ⁽⁰²⁾	415 (415)
Axle load limit: Front	1425
Rear	1570

TRAILER LOAD LIMITS, KGS ⁽⁰³⁾	
Braked 12% incline	3500
Unbraked	750
Nose weight	140
Roof weight	100

INTERIOR DIMENSIONS	
Effective front head room, mm (sunroof)	1008 (984)
Effective rear head room, mm (sunroof)	987 (982)
Front elbow width, mm	1504
Rear elbow width, mm	1505

Five cylinder diesel
2.5/2460
81.0/95.5
174/128 3500
295/400 2000
18.0 : 1
Six speed manual Six speed auto tiptronic
150 - 190
380 (80)
2.66

2510 (2510)
2850
415 (415)
1425
1570

3500
750
140
100

1008 (984)
987 (982)
1504
1505

PERFORMANCE	
Top speed, mph (km/h) – where law permits	
With manual gearbox steel spring	114 (184)
With manual gearbox air spring	117 (189)
With automatic gearbox steel spring	111 (179)
With automatic gearbox air spring	114 (184)
Acceleration, seconds 0 - 62 mph	
With manual gearbox	12.4
With automatic gearbox	12.9
ABI insurance group	15

ENVIRONMENTAL INFORMATION	
Fuel grade, minimum	Diesel 51 CN ⁽⁰⁴⁾
Official fuel consumption, mpg/ltr per 100 km ⁽⁰⁶⁾	
Urban	21.2/13.3 (20.6/13.7)
Extra-urban	33.2/8.5 (32.1/8.8)
Combined	27.4/10.3 (26.6/10.6)
Official CO ₂ emission, g/km ⁽⁰⁷⁾	278 (286)
Emission class – manual gearbox	EURO 4
Emission class – automatic gearbox	EURO 4
Noise, dB – manual gearbox	76
Noise, dB – automatic gearbox	75

MAXIMUM LUGGAGE CAPACITY, LITRES (VDA measuring method using 200 x 100 x 50 mm blocks)	
Capacity	555

EXTERIOR DIMENSIONS	
Length, mm	4754
Width, mm	1928
Height, mm	1726
Wheelbase, mm	2855
Front/rear track width, mm	1658/1670

- 01 The maximum power output figures are quoted in PS (or Pferdestärke, which is the metric equivalent of horsepower). To convert from metric to imperial horsepower, divide the PS figure by 1.0139. For example, 240 PS is equivalent to 237 bhp.
- 02 Figures are calculated in accordance with manufacturer's criteria. Vehicle unladen weight ranges with 90% tank capacity without driver (75 kg). The individual unladen weight depends on the specification of the vehicle, this then reduces the possible payload accordingly. Figures in () refer to automatic gearboxes.
- 03 With increasing altitude the engine performance diminishes. From 1,000 m above sea level and for every 1,000 m thereafter 10% of the vehicle/trailer weight (trailer weight + gross vehicle weight) must be deducted.
- 04 The use of bio diesel according to DIN 51606 is possible to about -10°C.
- 05 Thanks to the knock control, unleaded four star (at least 95 RON) can be used instead of unleaded Super plus.
- 06 Official fuel consumption according to EU Directive 99/94. Figures in () refer to automatic gearboxes. The consumption calculation according to 1999/100/EC is based on the actual unladen weight of the vehicle. Additional specifications can lead to a higher weight class and hence to consumption figures of this higher weight class. The driving style, road and traffic conditions, environmental influences and vehicle condition can in practice lead to consumption figures, which may differ from those calculated with this standard.
- 07 The weight of a vehicle will influence the level of CO₂ emission it produces; as a result, vehicles with higher levels of specification and factory-fitted options may emit higher levels of CO₂. The CO₂ figure quoted for each vehicle is the maximum possible. The unladen weight of the vehicle is calculated by range at the time of manufacture and the maximum possible CO₂ emission for that weight range is applied according to the Council Directive 80/1268EEC as amended by Commission Directive 1999/100/EC on the approximation of the laws of the member states relating to the carbon dioxide emissions and the fuel consumption of motor vehicles. Figures in () refer to automatic gearboxes.

SE, ALTITUDE – 3.6 LITRE V6 280 PS. TECHNICAL SPECIFICATION.

ENGINE	
Engine type	Six cylinder petrol
Cubic capacity, ltrs/cc	3.6/3597
Bore/stroke, mm	89.0/96.4
Max. output, PS ⁽⁰¹⁾ /kW at rpm	280/206 6200
Max. torque, lbs.ft/Nm at rpm	265/360 2500-5000
Compression ratio	12.0 : 1
Gearbox	Six speed auto tiptronic
Alternator, A	190
Battery, A (Ah)	380 (80)
Reduction gear, l	2.66

WEIGHTS, KGS	
Unladen weight ⁽⁰²⁾	(2484)
Gross vehicle weight ⁽⁰²⁾	(2945)
Payload ⁽⁰²⁾	(461)
Axle load limit: Front	1415
Rear	1610

TRAILER LOAD LIMITS, KGS ⁽⁰³⁾	
Braked 12% incline	3500
Unbraked	750
Nose weight	140
Roof weight	100

INTERIOR DIMENSIONS	
Effective front head room, mm (sunroof)	1008 (984)
Effective rear head room, mm (sunroof)	987 (982)
Front elbow width, mm	1504
Rear elbow width, mm	1505

Six cylinder petrol
3.6/3597
89.0/96.4
280/206 6200
265/360 2500-5000
12.0 : 1
Six speed auto tiptronic
190
380 (80)
2.66

(2484)
(2945)
(461)
1415
1610

3500
750
140
100

1008 (984)
987 (982)
1504
1505

PERFORMANCE	
Top speed, mph (km/h) – where law permits	
With manual gearbox steel spring	–
With manual gearbox air spring	–
With automatic gearbox steel spring	133 (215)
With automatic gearbox air spring	135 (218)
Acceleration, seconds 0 - 62 mph	
With manual gearbox	–
With automatic gearbox	8.7
ABI insurance group	17

ENVIRONMENTAL INFORMATION	
Fuel grade, minimum	Unleaded 95 RON ⁽⁰⁵⁾
Official fuel consumption, mpg/ltr per 100 km ⁽⁰⁶⁾	
Urban	(14.5/19.4)
Extra-urban	(26.6/10.6)
Combined	(20.5/13.8)
Official CO ₂ emission, g/km ⁽⁰⁷⁾	(331)
Emission class – manual gearbox	–
Emission class – automatic gearbox	EURO 4
Noise, dB – manual gearbox	–
Noise, dB – automatic gearbox	TBA

MAXIMUM LUGGAGE CAPACITY, LITRES (VDA measuring method using 200 x 100 x 50 mm blocks)	
Capacity	555

EXTERIOR DIMENSIONS	
Length, mm	4754
Width, mm	1928
Height, mm	1726
Wheelbase, mm	2855
Front/rear track width, mm	1653/1665

- 01 The maximum power output figures are quoted in PS (or Pferdestärke, which is the metric equivalent of horsepower). To convert from metric to imperial horsepower, divide the PS figure by 1.0139. For example, 240 PS is equivalent to 237 bhp.
- 02 Figures are calculated in accordance with manufacturer's criteria. Vehicle unladen weight ranges with 90% tank capacity without driver (75 kg). The individual unladen weight depends on the specification of the vehicle, this then reduces the possible payload accordingly. Figures in () refer to automatic gearboxes.
- 03 With increasing altitude the engine performance diminishes. From 1,000 m above sea level and for every 1,000 m thereafter 10% of the vehicle/trailer weight (trailer weight + gross vehicle weight) must be deducted.
- 04 The use of bio diesel according to DIN 51606 is possible to about -10°C.
- 05 Thanks to the knock control, unleaded four star (at least 95 RON) can be used instead of unleaded Super plus.
- 06 Official fuel consumption according to EU Directive 99/94. Figures in () refer to automatic gearboxes. The consumption calculation according to 1999/100/EC is based on the actual unladen weight of the vehicle. Additional specifications can lead to a higher weight class and hence to consumption figures of this higher weight class. The driving style, road and traffic conditions, environmental influences and vehicle condition can in practice lead to consumption figures, which may differ from those calculated with this standard.
- 07 The weight of a vehicle will influence the level of CO₂ emission it produces; as a result, vehicles with higher levels of specification and factory-fitted options may emit higher levels of CO₂. The CO₂ figure quoted for each vehicle is the maximum possible. The unladen weight of the vehicle is calculated by range at the time of manufacture and the maximum possible CO₂ emission for that weight range is applied according to the Council Directive 80/1268EEC as amended by Commission Directive 1999/100/EC on the approximation of the laws of the member states relating to the carbon dioxide emissions and the fuel consumption of motor vehicles. Figures in () refer to automatic gearboxes.

TOUAREG, SE, ALTITUDE – 3.0 LITRE V6 TDI 225 PS. TECHNICAL SPECIFICATION.

ENGINE	
Engine type	Six cylinder diesel
Cubic capacity, ltrs/cc	3.0/2967
Bore/stroke, mm	83.0/91.4
Max. output, PS ⁽⁰¹⁾ /kW at rpm	225/165 4000
Max. torque, lbs.ft/Nm at rpm	369/500 1750
Compression ratio	17.0 : 1
Gearbox	Six speed auto tiptronic
Alternator, A	190
Battery, A (Ah)	450 (95)
Reduction gear, l	2.66

WEIGHTS, KGS	
Unladen weight ⁽⁰²⁾	(2530)
Gross vehicle weight ⁽⁰²⁾	(2945)
Payload ⁽⁰²⁾	(415)
Axle load limit: Front	1460
Rear	1610

TRAILER LOAD LIMITS, KGS ⁽⁰³⁾	
Braked 12% incline	3500
Unbraked	750
Nose weight	140
Roof weight	100

INTERIOR DIMENSIONS	
Effective front head room, mm (sunroof)	1008 (984)
Effective rear head room, mm (sunroof)	987 (982)
Front elbow width, mm	1504
Rear elbow width, mm	1505

PERFORMANCE	
Top speed, mph (km/h) – where law permits	
With manual gearbox steel spring	–
With manual gearbox air spring	–
With automatic gearbox steel spring	125 (201)
With automatic gearbox air spring	127 (205)
Acceleration, seconds 0 - 62 mph	
With manual gearbox	–
With automatic gearbox	9.9
ABI insurance group	TBA

ENVIRONMENTAL INFORMATION	
Fuel grade, minimum	Diesel 51 CN ⁽⁰⁴⁾
Official fuel consumption, mpg/ltr per 100 km ⁽⁰⁶⁾	
Urban	(19.3/14.6)
Extra-urban	(32.5/8.7)
Combined	(25.9/10.9)
Official CO ₂ emission, g/km ⁽⁰⁷⁾	(287)
Emission class – manual gearbox	–
Emission class – automatic gearbox	EURO 4
Noise, dB – manual gearbox	–
Noise, dB – automatic gearbox	73

MAXIMUM LUGGAGE CAPACITY, LITRES (VDA measuring method using 200 x 100 x 50 mm blocks)	
Capacity	555

EXTERIOR DIMENSIONS	
Length, mm	4754
Width, mm	1928
Height, mm	1726
Wheelbase, mm	2855
Front/rear track width, mm	1655/1670

- 01 The maximum power output figures are quoted in PS (or Pferdestärke, which is the metric equivalent of horsepower). To convert from metric to imperial horsepower, divide the PS figure by 1.0139. For example, 240 PS is equivalent to 237 bhp.
- 02 Figures are calculated in accordance with manufacturer's criteria. Vehicle unladen weight ranges with 90% tank capacity without driver (75 kg). The individual unladen weight depends on the specification of the vehicle, this then reduces the possible payload accordingly. Figures in () refer to automatic gearboxes.
- 03 With increasing altitude the engine performance diminishes. From 1,000 m above sea level and for every 1,000 m thereafter 10% of the vehicle/trailer weight (trailer weight + gross vehicle weight) must be deducted.
- 04 The use of bio diesel according to DIN 51606 is possible to about -10°C.
- 05 Thanks to the knock control, unleaded four star (at least 95 RON) can be used instead of unleaded Super plus.
- 06 Official fuel consumption according to EU Directive 99/94. Figures in () refer to automatic gearboxes. The consumption calculation according to 1999/100/EC is based on the actual unladen weight of the vehicle. Additional specifications can lead to a higher weight class and hence to consumption figures of this higher weight class. The driving style, road and traffic conditions, environmental influences and vehicle condition can in practice lead to consumption figures, which may differ from those calculated with this standard.
- 07 The weight of a vehicle will influence the level of CO₂ emission it produces; as a result, vehicles with higher levels of specification and factory-fitted options may emit higher levels of CO₂. The CO₂ figure quoted for each vehicle is the maximum possible. The unladen weight of the vehicle is calculated by range at the time of manufacture and the maximum possible CO₂ emission for that weight range is applied according to the Council Directive 80/1268EEC as amended by Commission Directive 1999/100/EC on the approximation of the laws of the member states relating to the carbon dioxide emissions and the fuel consumption of motor vehicles. Figures in () refer to automatic gearboxes.

SE, ALTITUDE – 5.0 LITRE V10 TDI DPF 313 PS. TECHNICAL SPECIFICATION.

ENGINE		PERFORMANCE	
Engine type	10 cylinder diesel	Top speed, mph (km/h) – where law permits	
Cubic capacity, ltrs/cc	5.0/4921	With manual gearbox steel spring	–
Bore/stroke, mm	81.0/95.5	With manual gearbox air spring	–
Max. output, PS ⁽⁰¹⁾ /kW	313/230	With automatic gearbox steel spring	–
at rpm	3750	With automatic gearbox air spring	140 (225)
Max. torque, lbs.ft/Nm	553/750	Acceleration, seconds 0 - 62 mph	
at rpm	2000	With manual gearbox	–
Compression ratio	18.5 : 1	With automatic gearbox	7.8
Gearbox	Six speed auto tiptronic	ABI insurance group	19
Alternator, A	190		
Battery, A (Ah)	480 (85) and 520 (110)	ENVIRONMENTAL INFORMATION	
Reduction gear, l	2.66	Fuel grade, minimum	Diesel 51 CN ⁽⁰⁴⁾
		Official fuel consumption, mpg/ltr per 100 km ⁽⁰⁶⁾	
		Urban	(15.8/17.9)
		Extra-urban	(28.8/9.8)
		Combined	(22.1/12.8)
		Official CO ₂ emission, g/km ⁽⁰⁷⁾	(346)
		Emission class – manual gearbox	–
		Emission class – automatic gearbox	EURO 4
		Noise, dB – manual gearbox	–
		Noise, dB – automatic gearbox	74
WEIGHTS, KGS		MAXIMUM LUGGAGE CAPACITY, LITRES	
Unladen weight ⁽⁰²⁾	(2685)	(VDA measuring method using 200 x 100 x 50 mm blocks)	
Gross vehicle weight ⁽⁰²⁾	(3100)	Capacity	500
Payload ⁽⁰²⁾	(415)		
Axle load limit: Front	1565	EXTERIOR DIMENSIONS	
Rear	1650	Length, mm	4754
		Width, mm	1928
		Height, mm	1703
		Wheelbase, mm	2855
		Front/rear track width, mm	1645/1657
TRAILER LOAD LIMITS, KGS ⁽⁰³⁾			
Braked 12% incline	3500		
Unbraked	750		
Nose weight	140		
Roof weight	100		
INTERIOR DIMENSIONS			
Effective front head room, mm (sunroof)	1008 (984)		
Effective rear head room, mm (sunroof)	987 (982)		
Front elbow width, mm	1504		
Rear elbow width, mm	1505		

- 01 The maximum power output figures are quoted in PS (or Pferdestärke, which is the metric equivalent of horsepower). To convert from metric to imperial horsepower, divide the PS figure by 1.0139. For example, 240 PS is equivalent to 237 bhp.
- 02 Figures are calculated in accordance with manufacturer's criteria. Vehicle unladen weight ranges with 90% tank capacity without driver (75 kg). The individual unladen weight depends on the specification of the vehicle, this then reduces the possible payload accordingly. Figures in () refer to automatic gearboxes.
- 03 With increasing altitude the engine performance diminishes. From 1,000 m above sea level and for every 1,000 m thereafter 10% of the vehicle/trailer weight (trailer weight + gross vehicle weight) must be deducted.
- 04 The use of bio diesel according to DIN 51606 is possible to about -10°C.
- 05 Thanks to the knock control, unleaded four star (at least 95 RON) can be used instead of unleaded Super plus.
- 06 Official fuel consumption according to EU Directive 99/94. Figures in () refer to automatic gearboxes. The consumption calculation according to 1999/100/EC is based on the actual unladen weight of the vehicle. Additional specifications can lead to a higher weight class and hence to consumption figures of this higher weight class. The driving style, road and traffic conditions, environmental influences and vehicle condition can in practice lead to consumption figures, which may differ from those calculated with this standard.
- 07 The weight of a vehicle will influence the level of CO₂ emission it produces; as a result, vehicles with higher levels of specification and factory-fitted options may emit higher levels of CO₂. The CO₂ figure quoted for each vehicle is the maximum possible. The unladen weight of the vehicle is calculated by range at the time of manufacture and the maximum possible CO₂ emission for that weight range is applied according to the Council Directive 80/1268EEC as amended by Commission Directive 1999/100/EC on the approximation of the laws of the member states relating to the carbon dioxide emissions and the fuel consumption of motor vehicles. Figures in () refer to automatic gearboxes.

TECHNICAL SPECIFICATION – EURO 3 TDI ENGINES.

From 28 July 2006 the 2.5 litre TDI and 5.0 litre V10 TDI Euro 3 compliant engines will no longer be available to factory order. These engines will only be available from stock and while stocks last. These engines have been replaced by the 2.5 litre TDI DPF and 5.0 litre V10 TDI DPF which have a Diesel Particulate Filter and are both Euro 4 compliant. Fuel consumption and CO₂ emission figures for the 2.5 litre TDI DPF and 5.0 litre V10 TDI DPF engines are detailed on the relevant pages.

	2.5 litre TDI	5.0 litre V10 TDI
ENVIRONMENTAL INFORMATION		
Fuel grade, minimum	Diesel 51 CN ⁽⁰⁴⁾	Diesel 51 CN ⁽⁰⁴⁾
Official fuel consumption, mpg/ltr per 100 km ⁽⁰⁶⁾		
Urban	21.4/13.2 (20.8/13.6)	(16.5/17.1)
Extra-urban	36.2/7.8 (34.9/8.1)	(28.8/9.78)
Combined	28.8/9.8 (28.0/10.1)	(23.0/12.3)
Official CO ₂ emission, g/km ⁽⁰⁷⁾	265 (273)	(332)
Emission class – manual gearbox	EURO 3	–
Emission class – automatic gearbox	EURO 3	EURO 3
Noise, dB – manual gearbox	76	–
Noise, dB – automatic gearbox	74	72



THE TECHNOLOGY.

ENGINES

- 2.5 litre TDI/128 kW (174 PS⁽⁰¹⁾) diesel engine.
Five cylinder in-line engine, two valves per cylinder utilising crossflow principle, aluminium cylinder crankcase with plasma coated bores, 'Pumpe Düse' high pressure injection system, variable vane turbocharger, electronic accelerator engine control
- 3.6 litre/206 kW (280 PS⁽⁰¹⁾) V6 petrol engine.
Six cylinder 'V' engine, four valves per cylinder, electronic direct injection (FSI), grey cast iron cylinder crankcase, cylinder angle 10.6° in VR design, bore 89 mm, stroke 96.4 mm, connecting rod length 164 mm, cylinder distance 64 mm, valve drive via roller rocker arms, continuous inlet and exhaust camshaft adjustment, single spark ignition, electronic accelerator engine control
- 3.0 litre TDI/165 kW (225 PS⁽⁰¹⁾) V6 diesel engine.
Six cylinder 'V' engine, four valves per cylinder, two overhead camshafts per cylinder bank, turbocharger with variable turbine geometry, valve drive via roller valve levers, injection system of the third generation with Piezo inline injectors and 1,600 bar injection pressure, diesel particle filter
- 5.0 litre TDI/230 kW (313 PS⁽⁰¹⁾) V10 diesel engine.
10 cylinder 'V' engine, aluminium cylinder crankcase, 'Pumpe Düse' high pressure injection system, twin turbochargers with electronic boost adjustment, bore 81 mm, stroke 95.5 mm, connecting rod length 144 mm, cylinder distance 88 mm, compression 18.5 : 1, engine management with master-slave principle

⁰¹ The maximum power output figures are quoted in PS (or Pferdestärke, which is the metric equivalent of horsepower). To convert from metric to imperial horsepower, divide the PS figure by 1.0139. For example, 240 PS is equivalent to 237 bhp.

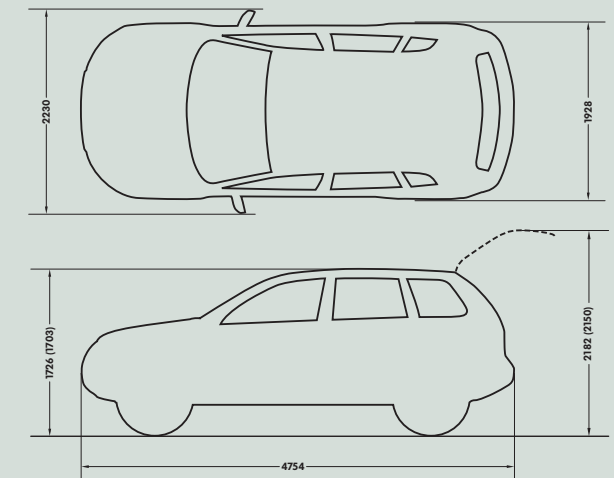
TRANSMISSION

- Permanent four wheel drive, central differential with electronically controlled friction-disc lock and low range gearing, four wheel EDL
- 2.5 TDI DPF: Six speed manual gearbox
Six speed automatic
tiptronic gearbox
- V6: Six speed automatic tiptronic gearbox
- V6 TDI: Six speed automatic tiptronic gearbox
- V10 TDI DPF: Six speed automatic
tiptronic gearbox

RUNNING GEAR

- Front and rear independent suspension on double wishbones with acoustically insulated subframes
- Front and rear anti-roll bar

EXTERIOR DIMENSIONS



All figures in millimetres

VOLKSWAGEN SERVICE FOR YOUR PEACE OF MIND.

The Volkswagen Warranty. Three-year Warranty.

All Volkswagen Touaregs come with a three-year/60,000 miles warranty, which protects your car against the failure of most mechanical and electrical components due to manufacturing defects. This comprises a two-year manufacturer's warranty with unlimited mileage plus a further one-year/60,000 miles (whichever is soonest) Retailer Warranty. Should the mileage exceed 60,000 miles within the first two years, the manufacturer's two-year warranty will still be valid. If an additional warranty for subsequent years or higher mileage is desired, it may be purchased from any authorised Volkswagen luxury car specialist retailer; however, this additional warranty must be purchased before the mileage reaches 60,000. Full details of the three-year warranty are available from your authorised Volkswagen luxury car specialist retailer. This three-year warranty is only available on vehicles purchased in the UK through an authorised Volkswagen luxury car specialist retailer.

Three-year Paint Warranty. The paintwork of the Touareg is covered against manufacturing defects for a period of three years. Naturally, the Touareg must be cared for in compliance with the operating instructions which will be found in your vehicle handbook. Please consult your authorised Volkswagen luxury car specialist retailer or repairer for full warranty details.

12-year Body Protection Warranty. The internal body sections and panels of the Touareg are covered against rusting through from the inside for a period of 12 years. Naturally, the Touareg must be cared for in compliance with the operating instructions. Please consult your authorised Volkswagen luxury car specialist retailer or repairer for full warranty details.

Service Intervals. Volkswagen has always been dedicated to protecting the environment. That's why all Touaregs come with a LongLife Service regime. As a result of longer service intervals the engine oil requirement can be significantly reduced over the vehicle's total life, which results in less waste oil to dispose of and reduces the burden on the environment.

The LongLife Service regime is so called because there are no set service intervals. The interval between services, depending on how you drive your vehicle and the conditions of use, can be anywhere from 9,000 miles or 12 months (whichever is soonest), up to a maximum of 20,000 miles* or 24 months (whichever is soonest). The Service Interval Display in the instrument panel will indicate when a service is required.

This LongLife Service regime has been made possible due to the development of new Volkswagen engines with the latest technically advanced long-life oils. These engines use built-in sensors that continually monitor the oil quality, making it possible to enjoy reliable and confident motoring for up to a maximum of 20,000 miles* or 24 months (whichever is soonest).

If you would like a more traditional service regime the Touareg can be adapted by your authorised Volkswagen luxury car specialist retailer or repairer to the Time/Distance regime. This can be done at the point of vehicle sale or when an inspection service is carried out.

* All mileages are approximate as the system uses kilometres as the distance measure.

Please consult your authorised Volkswagen luxury car specialist retailer or repairer for full details.

Approved Accessories. A comprehensive range of accessories from alloy wheels to carpet mats is available to complement the factory-fitted option list. Volkswagen Approved accessories purchased from and fitted by your authorised Volkswagen luxury car specialist retailer at the point of vehicle sale will also benefit from the three-year vehicle warranty.

Maximum Peace Of Mind. To ensure you are effectively insured, Volkswagen Insurance (the trading name of Volkswagen Insurance Services Limited) offers policies developed specifically for Volkswagen drivers. The main benefit of being covered by one of the UK's largest manufacturer-approved insurance schemes is the complete peace of mind it provides. For example, should your Touareg require repair, we guarantee it will only be completed by an authorised specialist Volkswagen retailer or repairer.

Approved Used Cars. Confidence, peace of mind, reassurance. These are the virtues of buying an Approved Used car because every car has, or is supported by:

- Multipoint inspection
- Comprehensive reconditioning and valeting
- Mileage verification
- Vehicle validation check
- Volkswagen Approved Warranty
- Volkswagen Assistance†
- 30-day/1,000 miles exchange policy‡

† Cars up to three years old are covered by Volkswagen Assistance. This can be purchased separately for cars over three years old.

‡ Terms and conditions apply, please ask for full details.

And for Approved Used Volkswagens, a service history check and certificate are also provided. When it comes to buying a used car, it's important that you can be confident in its mechanical condition, mileage and history. The Volkswagen Approved Used scheme should help put your mind at ease. Every Approved Used car for sale will have passed a rigorous inspection, and any problems found will have been rectified before the car is made ready for sale. For your extra peace of mind, it will be covered by a 12-month warranty and a 30-day/1,000 miles exchange policy.

Personal Finance Solutions. We appreciate that financial needs differ, so you'll find a team of professional advisors on hand at our specialist retailers. They will be able to offer you cost-effective, tried and trusted financial products including a range of products for both private and business consumers alike, from Volkswagen Finance*.

* Volkswagen Finance is a trading name of Volkswagen Financial Services (UK) Limited.

CO₂ Emission. The weight of a vehicle will influence the level of CO₂ emission it produces; as a result, vehicles with higher levels of specification and factory-fitted options may emit higher levels of CO₂.

The CO₂ figure quoted for each vehicle is the maximum possible. The unladen weight of the vehicle is calculated by range at the time of manufacture and the maximum possible CO₂ emission for that weight range is applied according to the Council Directive 80/1268EEC as amended by Commission Directive 1999/100/EC on the approximation of the laws of the member states relating to the carbon dioxide emissions and the fuel consumption of motor vehicles.

Please Note: Some illustrations in this brochure do not necessarily reflect UK specifications and may not be available. In particular, controls and some items of equipment are positioned differently for the UK.

The specifications contained in this brochure are for information purposes only and are subject to change. If you require any specific feature, you must consult your authorised Volkswagen luxury car specialist retailer who is regularly updated with any change in specification. Please check model availability and full specification details with your authorised Volkswagen luxury car specialist retailer prior to ordering.

Note: We would like to advise you that telephone calls to the Luxury car support centre may be monitored and recorded as part of our training and quality assurance processes. All our monitoring and recording processes meet Ofcom regulations.