

Джипиу



MOST SATISFIED CUSTOMERS
CARS - 2015



Way of Life!

From the small car experts



As world leaders in small car design our idea was to build a 4x4 that was tough enough for serious off-roading, but also perfectly suited to everyday life in the city. In 1970 the LJ10 was launched to world acclaim. Then in the eighties the trend-setting SJ Series became a big hit with Kiwi adventurers. Later it became known as the Samurai and a decade later we gave it the name that had been used in Japan since day one – Jimny. More than 40 years later the idea remains the same. Affordable, fun, easy to drive, on or off-road adventure – and one of the cleanest, most economical SUVs in the world. It's an idea that's still years ahead of its time. From Suzuki, The Small Car Experts.



SUZUKI
— THE —
SMALL CAR
EXPERTS



**Every day is a new
adventure**





While Jimny loves to roam, it's also right at home in the city. The daily commute takes on a whole new sense of fun when you get behind the wheel of your Jimny. A striking presence and a great sense of style is just the beginning: Jimny is easy to manage, even in heavy traffic and tight spaces; the driving position keeps you heads above the crowd and alert to whatever the busy city tosses your way; and inside you'll be comfortable and secure in the knowledge that this off-roader is tough enough for the big outdoors, so it's sure to take good care of you in town.



Power when you need it

Jimny's compact but muscular all-aluminium engine delivers effortless power, giving you the confidence to tackle driving adventures. The twincam 1,328cm³ powerplant spins freely to high revs, providing plenty of torque and instant response over almost any terrain. It's thirsty for adventure but frugal on fuel, carrying you economically through any conditions you encounter. Jimny offers a choice of transmissions: five-speed manual and four-speed automatic. Engine power reaches the transmission smoothly thanks to a specially designed chain that reduces friction, noise, and power losses. A lockup feature for the automatic transmission boosts fuel economy at highway speeds.

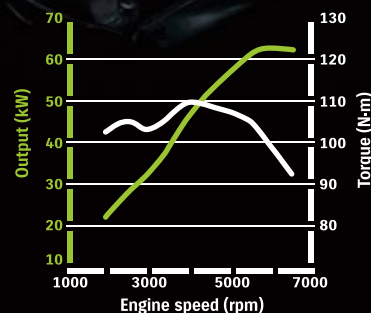


Drive Action 4x4

Jimny's Drive Action 4x4 system lets you switch between 2WD and 4WD on the fly at the push of a button, so you can instantly respond to changes in terrain. The 2WD setting disengages the front driveshaft to reduce noise and vibration. The 4WD button engages the 4H setting, which is ideal for flat off-road surfaces such as forest tracks and gravel. When you need more traction on steep slopes or rougher terrain, just push the 4WD-L button to engage the 4L setting.

(You can switch between 2WD and 4WD while driving in a straight line at a speed no higher than 100km/h. You must stop the vehicle to switch between 4WD and 4WD-L.)

All aluminium engine M13A twincam 16-valve 1,328cm³



Engine performance curves (European specification)



Built for rugged expeditions

Jimny is built on a serious all-terrain platform. A rigid three-section ladder frame keeps the ride stable and absorbs shock. Eight body mounts and extensive noise-reduction measures ensure a quiet ride whether you're exploring the wilderness or nipping through city traffic. Rigid full-width axles increase tyre contact on uneven terrain and help to ensure superior grip on diverse surfaces. Generous approach and departure angles give you extra confidence for climbing hills.

Jimny Sierra shown throughout with optional fog lamps.



Ladder frame

Jimny's ladder frame is a solid foundation for serious 4x4 performance. Crossmembers strengthen the side members, so the frame can absorb shock and heighten performance even on rough terrain. Plus, the mounts that join the body to the frame have shapes and materials that help to stop vibration and shock from reaching the cabin, so you can count on a smooth, quiet ride.



Powerful front disc brakes

Minimum turning radius
4.9m



4-Stage automatic transmission (Sierra only)




5 Speed manual transmission



Comfort and safety

Take the wheel of Jimny and you'll notice that everything feels just right. The controls are positioned so they fall naturally to hand. The meters are arranged in an easy-to-read cluster, putting the information you need in a clear line of sight and include a gearshift indicator on the Sierra automatic. A high seating position inspires confidence and helps to make driving easy and enjoyable by giving you a commanding view of the road.





ESC (Electronic Stability Control) system and traction control system

If the ESC system detects wheelslip (for instance, when the driver turns the steering wheel sharply and/or the road is slippery), it automatically effects control over the engine torque and brakes to suppress the wheelslip and help the driver stay in directional control.

ESC (Electronic Stability Control) system and traction control system

Traction control

- ① Wheel on one side spins on slippery surface, making standing start difficult.
- ② ESC system applies brake to spinning wheel.

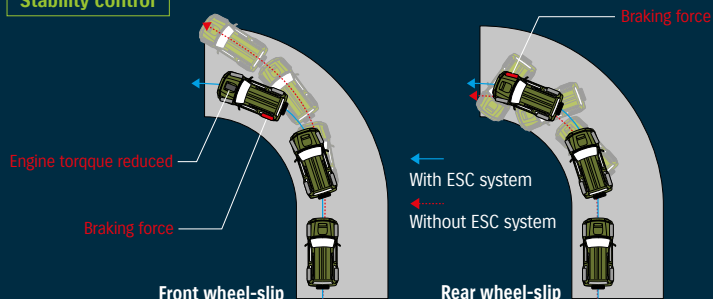


④ Car smoothly starts moving.

Driving force

③ Torque is transmitted to wheel on opposite side.

Stability control



With ESC system

Without ESC system

Peace of mind

Jimny's stable handling, powerful braking, and quick acceleration help to keep you in control. The ABS and ESC system give you even greater confidence. And in case an accident happens, Jimny is ready to protect you with dual front airbags and seatbelts with pretensioners and force limiters. Just as important are safety measures that you can't see. The Jimny's body and frame are designed to absorb the force of a frontal collision and spread it away from occupants with CAE (computer-aided engineering) system. And side door beams maintain cabin integrity.



EQUIPMENT	JX	SIERRA
COMFORT		
Power steering	●	●
Electric windows	-	●
Electrically adjustable exterior mirrors	-	●
Remote central door locking	-	●
Tuner/CD/MP3/WMA with 2 speakers	●	●
Air conditioning	-	●
INSTRUMENT PANEL		
Tachometer	●	●
Gear shift indicator (AT only)	-	●
Red backlit instruments	●	●
Digital tripmeter	●	●
Lights-off and key reminder	●	●
Glovebox & passenger side compartment	●	●
3-spoke urethane steering wheel	●	●
Steering lock	●	●
INTERIOR		
Cabin light - 3-position	●	●
Sunvisors with driver-side vanity mirror	●	●
Day/night rear view mirror	●	●
Console box with cup holder	●	●
Walk-in system - passenger's side	●	●
Reclining & sliding front seats	●	●
Detachable head restraints	Front ● Rear -	●
Fabric seat material	●	●
Separate reclining & split-folding rear seats	●	●
Front door pockets	-	●
Fabric accented door trim	-	●
Fabric floor carpet/luggage compartment mat	●	●
Assist grips	Front ● Rear -	●
Rear quarter trim with pocket & cup holder	●	●
Luggage area underfloor storage box	●	●
Remote fuel lid opener	●	●
EXTERIOR		
Green tinted glass and UV cut windscreen	-	●
Halogen headlights	●	●
Body-coloured bumpers	●	●
Body-coloured grille	-	●
2-speed & intermittent wipers	●	●
Rear demister	-	●
Rear window wiper/washer	●	●
Coloured side splash panels	●	●
Roof rails	-	●
Retractable aerial	●	●
Alloy wheels	Optional	●
SAFETY & SECURITY		
Push Button Drive Select 4WD system	●	●
Free wheel hubs (air hubs)	●	●
SRS dual front airbags	●	●
Electronic stability control (ESC)	●	●
Anti-lock braking system (ABS)	●	●
Brake assist function	●	●
Collapsible steering column	●	●
Driver's seatbelt reminder	●	●
Front ELR seatbelts (pretensioners & force limiters)	●	●
ISOFIX child seat tether anchorages (x2)	●	●
Adjustable head restraints - front	●	●
Side impact beams	●	●
High-mounted stoplamp	●	●
Immobiliser	●	●

SPECIFICATIONS		JX MANUAL	SIERRA MANUAL	SIERRA AUTO	
DIMENSIONS					
Overall length	mm	3,675			
Overall width	mm	1,600			
Overall height	mm	1,670	1,705		
Wheelbase	mm	2,250			
Track	Front	1,355			
	Rear	1,365			
Ground clearance	mm	190			
Minimum turning radius	m	4.9			
WEIGHTS					
Curb weight (min.)	kg	1,060	MT 1,090	AT 1,105	
Gross vehicle weight	kg	1,420			
ENGINE					
Type	M13A with VVT				
Number of cylinders	4				
Number of valves	16				
Piston displacement	cm ³	1,328			
Bore x stroke	mm	78.0x69.5			
Compression ratio	9.5:1				
Maximum output	kW/rpm	62.5/6,000			
Maximum torque	Nm/rpm	110/4,100			
Fuel distribution	Multipoint injection				
Fuel type	95RON				
CO2 emissions	g/km	165	165	172	
Fuel consumption	Combined	Litres/100km	7.1	7.1	7.4
TRANSMISSION					
Part time drive action 4x4	High/low ratio transfer gears				
Type	5 speed man 5 speed man 4 speed auto				
Final drive ratio	4.300		4.300 4.090		
Transfer gear ratio	High	1.000	1.000	1.320	
	Low	2.002	2.002	2.643	
CHASSIS					
Steering	Ball and recirculating				
Brakes	Front	Solid disc			
	Rear	Drum, leading & trailing			
Suspension	Front	3-link with coil spring rigid axle			
	Rear	3-link with coil spring rigid axle			
Tyres	205/70R15				
CAPACITY					
Seating capacity	Persons	4			
Luggage capacity (VDA method)	Rear seat folded	324 litres			
	Rear seat raised	113 litres			
Fuel tank capacity	Litres	40			



A 34° approach angle **B** 31° ramp breakover angle **C** 46° departure angle
(default setting, unloaded Jimny)

JIMNY



JIMNY JX



Superior White (26U)



Silky Silver (22S)
(JX only)



Steel Silver (2VC)
(Sierra only)



Quasar Grey Metallic (ZMA)



Cool Khaki (ZVD)



Bluish Black Pearl (Z13)
(Sierra only)



JIMNY SIERRA





Way of Life!

SUZUKI NEW ZEALAND LIMITED 1 HEADS ROAD, WANGANUI

Standard and optional equipment available may vary from time to time. Some international models illustrated – please enquire at your Suzuki dealer for exact specifications. Suzuki New Zealand Ltd reserves the right to change, without notice, prices, colours, materials, equipment, specifications and models, and also to discontinue models. Your fuel consumption will vary due to factors such as vehicle condition, driving style and traffic conditions. www.suzuki.co.nz