



Cavalier *Commander*

Promote yourself



Drive the leader.



The height adjustable drivers seat and tilt steering column.

The Cavalier has always won the accolades: 'Best car in its class,' 'A real driver's car,' and it was always in our design brief to build such a car. A car for individuals. A car that would respond to the individual driver's needs on all scores from feel, handling and power to performance and style. And now the Commander is here to answer this brief even further. Its individual features, like the aerodynamic rear spoiler, the ultra-

low profile tyres, the height adjustable driver's seat, the 3-spoke sports steering wheel and the tilt steering column will make you feel you're driving a custom-built car.

So for once you win both ways. Not only does the Cavalier Commander have the sleek, silver appearance of a born leader, the technologically-advanced, ultra-efficient 1600 engine behaves like one as well.



Rise from the ranks.

If you're a real individual you can do it. You can not only own one of the best-designed cars on the road but one with all the individuality and insignia of a Special Edition. A car on which we have not spared the honours. For a start it is only available in Silver Metallic. Luxuries such as tinted glass and the tilt/slide glass sunroof may be taken for granted.



Anthracite sports wheels with ultra-low profile tyres.



The tilt steering column.





The remote control passenger door mirror.



The 5-speed overdrive gearbox.



The 3-spoke sports steering wheel.




The tilt/slide glass sunroof with blind.



Commander




All-round tinted glass with screen shade band.



The aerodynamic rear spoiler.

Special Awards like the Anthracite sports wheels, the red Commander stripes and decals (inside and out) are generously, though discreetly, bestowed. However, in the interests of individuality, the edition is Limited.

So if you're going to rise from the ranks you'll need to move, if not overnight, fast.



S P E C I F I C A T I O N S

ENGINE

1598cc ohc 4-cylinder. Power: 90 PS (DIN) @ 5800 rpm. Torque (max): 93.0 lb. ft. (126 Nm) @ 3800-4200 rpm. Varajet II twin barrel carburettor. Manual choke with warning light - manual transmission. Automatic choke - automatic transmission. Compression ratio 9.2:1 (4-star fuel). Electronic ignition, hydraulic tappets, alloy cross-flow cylinder head, electric cooling fan.

PERFORMANCE (mph)

Max speed - Manual: 105.6. Automatic: 102.5.

(Manufacturer's figures.)

TRANSMISSION

Mechanical asbestos-free, single plate clutch 8.0 in. diameter. Front wheel drive. 5-speed overdrive gearbox standard. 3-speed automatic gearbox available as an optional extra. Final drive ratio - Manual: 3.94:1. Automatic: 3.43:1.

SUSPENSION

Front: Independent. MacPherson struts with damper cartridge and coil springs. Anti-roll bar.

Rear: Compound crank with progressive rate miniblock coil springs and telescopic dampers. Anti-roll bar.

STEERING

Rack and pinion. Energy-absorbing steering column. Turning circle: 33.1 ft (10.1m). Tilttable steering column standard.

BRAKES

Dual circuit, diagonally split with direct action servo.

Front: 9.3 in. dia. disc brakes.

Rear: 7.9 in. dia. self-adjusting drum brakes.

Pressure conscious reducing valve. Handbrake-on and low brake fluid warning lights.

WHEELS/TYRES

5½J x 14 steel sports wheels in anthracite 195/60 HR 14 ultra-low profile tyres.

FUEL CAPACITY

13.4 Imp. gallons (61 litres)

ELECTRICS

12 volt negative earth system. 45 amp alternator.

44 Ah maintenance-free battery.

BODY

All steel body with extensive anti-corrosion protection. Choice of two aerodynamic body styles: 4-door Saloon/5-door Hatch. Safety crumple zones, front and rear. Rigid passenger safety cell. Single two-way key operated locks, ignition and fuel cap. Burst-proof door locks. Child-proof locks on rear doors. Tailgate assist strut on Hatch. Steel bumpers with thermoplastic covers. Deep front air spoiler. Cavalier Commander carries a six-year anti-rust perforation warranty.

USABLE LOAD CAPACITY (cu. ft.)

	Rear Seat Up	Rear Seat Down
Saloon	18.0	-
Hatch	15.7*	42.9

*Volume under hinged load cover

WEIGHTS (kg.)

	Kerbweight		Gross Vehicle Weight	
	M	(A)	M	(A)
Saloon	1000	(1030)	1515	(1545)
Hatch	1025	(1055)	1535	(1565)

M = Manual Transmission (A) = Automatic Transmission

EXTERIOR DIMENSIONS in. (metres)



DoT FUEL CONSUMPTION TEST Mpg (Litres/100km)

	Simulated Urban Driving	Constant Speed	
		56mph (90km/h)	75mph (120km/h)
5-speed manual	28.8 (9.8)	49.6 (5.7)	37.1 (7.6)
3-speed automatic	28.5 (9.9)	42.8 (6.6)	31.7 (8.9)

IMPORTANT. The results given relate to the particular car tested; inevitably there are differences between individual cars of the same model. In addition, some cars may incorporate particular modifications. Driving style, road and traffic conditions, vehicle mileage and standard of maintenance may also affect fuel consumption. Therefore the results do not express or imply any guarantee of the fuel consumption attainable.

FEATURES

INTERIOR:

Padded quick release front head restraints • AN 232 push-button radio • Two speakers • Headlamps-on warning buzzer • Quartz clock • Cigar lighter • Trip odometer • Full door trim with cloth inserts • Driver's door pocket • Continental-style front door armrests • Integral centre console • Lockable glovebox • Air blend heater with 3-speed fan • Illuminated switches and heater control • Dipping rear-view mirror • Vanity mirror • Carpeted passenger compartment • Carpeted load cover (Hatch) • 60/40 split rear seat (Hatch) • Grey Saxony cloth seat trim with red piping and emblems • Fully reclining front seats • Height adjustable driver's seat • Inertia reel front seat belts • Front seat belt buckle mounted on seat frame • Three-spoke steering wheel with tilt column • One front and two rear assist handles with rear coathooks • Front and rear ashtrays • Twin sunvisors • Side window demist vents • Adjustable face level air vents • Internal bonnet release • Front and rear door courtesy light switches • Gear lever gaiter • Vinyl-covered A, B and C pillars • Boot mat (Saloon) • Carpeted load deck/rear wheel housings/rear seat back (Hatch) • Extensive sound insulation.

EXTERIOR:

Laminated windscreen • Halogen headlamps • Reversing lights • Hazard warning lights • Twin rear fog lamps • Heated rear window • Two-speed windscreen wipers with intermittent wipe • Remote control door mirrors • Locking fuel cap • Dark grey surround to front and rear screens • Bright drip rail and waist line moulding • Black door handles • Light grey bumpers and side protection mouldings with red insert • Black painted grooves in rear light clusters and red decor moulding between rear lights • Retractable aerial • Tailgate handle • Turnbutton lock for Hatch tailgate • Boot/tailgate spoiler • Tilt/slide glass sunroof with interior blind • Tinted glass all-round • Exterior decals and name badges • Silver metallic paint.


Every effort has been made to ensure that the contents of this publication were accurate and up to date at the time of going to press (April 1985). However, with Vauxhall-Opel's policy of continuous product improvement, the Company reserves the right to change specifications and make modifications to the vehicles described and illustrated at any time.

Any alterations affecting the description and illustrations in this publication will be notified to Vauxhall-Opel dealers at the earliest opportunity. Please consult your Vauxhall-Opel dealer for the latest information.

The colours reproduced may vary slightly from the actual paint colour or material due to limitations of the printing process.

It should be noted that Vauxhall-Opel dealers are not the agents of Vauxhall Motors Limited and are not authorised to bind the Company by any specific or implied undertaking or representation.

YOUR VAUXHALL-OPEL DEALER:



Vauxhall-Opel Passenger Car Marketing,
Vauxhall Motors Limited, Luton, LU2 0SY.
V6200 Published April 1985.