



THE 21<sup>ST</sup> CENTURY BEETLE



<span style="color: red;">■</span> THE 21 <sup>ST</sup> CENTURY BEETLE	04
Design – Interview	08
<span style="color: black;">■</span> HOW A CAR BECAME AN ICON	20
History	24
<span style="color: blue;">■</span> PERFORMANCE	36
Engine	44
<span style="color: green;">■</span> CONNECTIVITY & ENTERTAINMENT	52
Lifestyle	64
Soundsystem	66
Multimedia	70
<span style="color: yellow;">■</span> DETAILS & INDIVIDUALITY	76
“Design” trim level	78
“Sport” trim level	84
Standard Equipment	86
Comfort	88
R-Line	92
Volkswagen Exclusive	98
Volkswagen Genuine Accessories	104
Exterior	108
Wheels	114
Safety	118
Paint Finishes	120
Seat Upholstery	122
Combinations	124
Autostadt	128

## CONTENTS

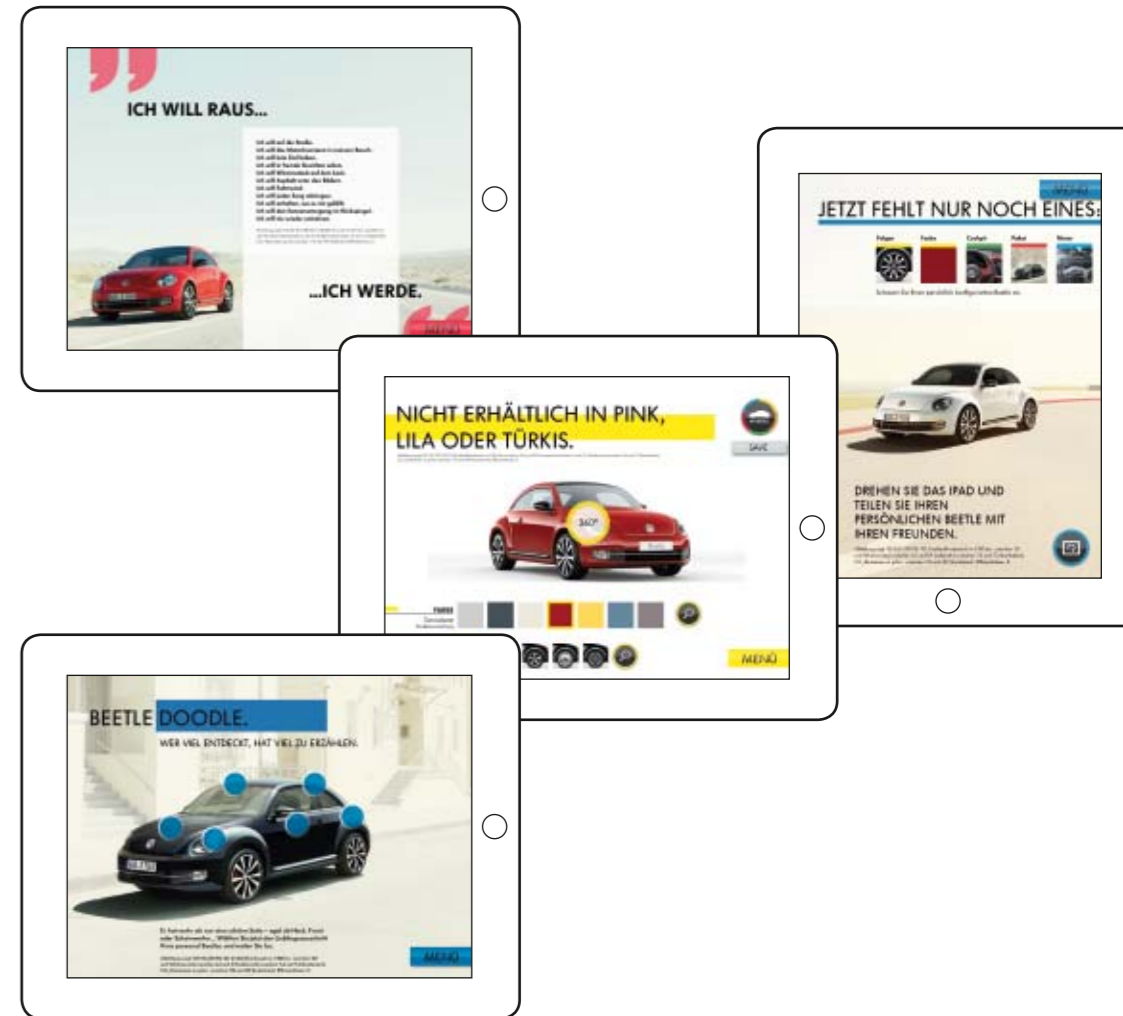


Illustration shows 155 kW (210 bhp) TSI. Fuel consumption in litres/100 km: between 10.1 and 9.8 (urban)/between 6.1 and 5.9 (extra-urban)/between 7.6 and 7.3 (combined); CO<sub>2</sub> emissions in g/km: between 176 and 169 (combined); efficiency class: E.

Fuel consumption in litres/100 km: combined, between 7.6 and 4.3; CO<sub>2</sub> emissions in g/km: combined, between 176 and 113.

# THE 21<sup>ST</sup> CENTURY BEETLE

There is hardly a car that has fascinated people like the Beetle. Now the icon is back, just maybe not as expected – powerful, dynamic and with corners and edges. Even for an icon: only those who change remain true to themselves.

Illustration shows 155 kW (210 bhp) TSI. Fuel consumption in litres/100 km: between 10.1 and 9.8 (urban)/between 6.1 and 5.9 (extra-urban)/between 7.6 and 7.3 (combined); CO<sub>2</sub> emissions in g/km: between 176 and 169 (combined); efficiency class: E.



*Käfer*



IT'S BACK.



Illustration shows 155 kW (210 bhp) TSI: fuel consumption in l/100 km: between 10.1 and 9.8 (urban)/between 6.1 and 5.9 (extra-urban)/between 7.6 and 7.3 (combined); CO<sub>2</sub> emissions in g/km: between 176 and 169 (combined); efficiency class: E.



# “YOU CAN SEE THE PASSION FOR DETAIL IN EVERY CORNER.”

Find out in the interview what the designers Christian Lesmana, Susanne Gerken and Boris Grell have to say about their work on the Beetle.

## How has the old Beetle influenced you in the development of the new Beetle?

The idea was to give the successor a new character. The old Beetle accompanied us right from the start. But we didn't want a copy.

## What is different or better about the Beetle?

The longer bonnet at the front. We have also elongated the slope of the roof so that the focus of the vehicle is more towards the rear. The dashboard has been shortened, making the vehicle appear wider. The overall impression is simply sportier and more agile. Especially when you are driving.

## What is so special about the design?

It is unique and timeless. The entire design is easy to understand. It is neat, simple and you can see the passion for detail in every corner.

## What is it about the Beetle that fascinates people?

It is simply its shape and the car as a whole. The Beetle is a global vehicle that appeals to everyone.

## How would you describe its DNA?

The affinity that it elicits when you see it for the first time. Only the Beetle can generate such a feeling and that's what makes it so distinctive.



Fuel consumption in litres/100 km: combined, between 7.6 and 4.3;  
CO<sub>2</sub> emissions in g/km: combined, between 176 and 113.



THEY SAY IT TAKES ONLY  
3 SECONDS TO FALL IN LOVE.  
YOU CAN NOW TURN THE PAGE.

Illustration shows 155 kW (210 bhp) TSI: fuel consumption in l/100 km: between 10.1 and 9.8 (urban)/between 6.1 and 5.9 (extra-urban)/between 7.6 and 7.3 (combined); CO<sub>2</sub> emissions in g/km: between 176 and 169 (combined); efficiency class: E.



Illustration shows 118 kW (160 bhp) TSI; fuel consumption in l/100 km: between 8.7 and 7.7 (urban)/5.3 (extra-urban)/between 6.6 and 6.2 (combined); CO<sub>2</sub> emissions in g/km: between 153 and 143 (combined); efficiency class: D, C.





IT'S BEST SIDE.



AND THE OTHER ONE.



AND THE OTHER ONE.



AND THE OTHER ONE.

Illustrations show 155 kW (210 bhp) TSI. fuel consumption in l/100 km: between 10.1 and 9.8 (urban)/between 6.1 and 5.9 (extra-urban)/between 7.6 and 7.3 (combined); CO<sub>2</sub> emissions in g/km: between 176 and 169 (combined); efficiency class: E.

DEJA VW.



You will need to take a second look. A Beetle? Yes! But a Beetle that has grown up and become sportier for the 21st century. From every angle, its masculine proportions make it appear

more dynamic than ever before. But when it comes to the impression it leaves on the road, it's up to you to decide by choosing from the wide range of wheels.

Please refer to pages 114–117 for further information on wheels.

Illustration shows 155 kW (210 bhp) TSI: fuel consumption in l/100 km: between 10.1 and 9.8 (urban)/between 6.1 and 5.9 (extra-urban)/between 7.6 and 7.3 (combined); CO<sub>2</sub> emissions in g/km: between 176 and 169 (combined); efficiency class: E.

## I WANT TO GET AWAY...

I want to hit the road.  
I want to feel the hum of the engine.  
I want to have no destination.  
I want to see new faces.  
I want desert sand on the paint.  
I want asphalt under the wheels.  
I want to feel the wind in my hair.  
I want to sing along to every song.  
I want to stop where I like.  
I want the sunset in the rear view mirror.  
I want to never have to turn round.

... I WILL.



Illustration shows 155 kW (210 bhp) TSI: fuel consumption in l/100 km: between 10.1 and 9.8 (urban)/between 6.1 and 5.9 (extra-urban)/between 7.6 and 7.3 (combined); CO<sub>2</sub> emissions in g/km: between 176 and 169 (combined); efficiency class: E.



# HOW A CAR BECAME AN ICON.



Fuel consumption in litres/100 km: combined between 7.6 and 4.3; CO<sub>2</sub> emissions in g/km: combined between 176 and 113.



NOW WITH SOMETHING UNEXPECTED  
UNDER THE BONNET.



Illustration shows 155 kW (210 bhp) TSI: fuel consumption in l/100 km: between 10.1 and 9.8 (urban)/between 6.1 and 5.9 (extra-urban)/between 7.6 and 7.3 (combined); CO<sub>2</sub> emissions in g/km: between 176 and 169 (combined); efficiency class: E.





# HOW AN ENGLISHMAN GAVE THE BEETLE A JUMP START ...

It was 22nd August 1945 when the small miracle happened: a 29-year-old British officer, Major Hirst, was ordered to get the war-damaged Volkswagen plant back on its feet and manufacture 20,000 saloons there.

The Allied forces were in desperate need of cars for the military administration of Germany. So on 27th December 1945, the first Beetle left the production line. But Major Hirst didn't do anything by halves. He increased production rates and product quality, and kick-started exports. By 1948, private customers could also finally buy the car. That's how the Beetle became perhaps the most successful British car to date. Thank you, Major Hirst.

# 40's

Produktion 1949 46.594 VW  
1950 90.558 VW  
1951 105.482 VW

Export 1949 7.170 VW  
1950 29.048 VW  
1951 35.541 VW

VOLKSWAGENWERK GMBH



# 50's

# THAT SOON BECAME PART OF AN ECONOMIC MIRACLE ...

Whilst cars remained reserved predominantly for the upper classes in the first half of the 20th century, the 1950s saw the Beetle become the symbol of mass production and of an era that would later go down in history as the economic miracle. The production lines in Wolfsburg broke one record after another. In 1952 the 250,000th Beetle was completed by the work force. By 1953 the 500,000th had left the production line and on 6th August 1955 the 1,000,000th Volkswagen, a Beetle of course, was built. One of the secrets of its success was the favourable price for the standard Beetle and a nation that craved prosperity.

**Lemon.**

**Think small.**





... THAT TOOK THE FLOWER CHILDREN  
TO WOODSTOCK ...

The new decade started with an additional 4 bhp for the Beetle. Now with 34 horsepower, the Beetle's legendary era was about to begin. In the 1960s thousands of flower children discovered the Beetle to take them on their travels around the world. The car also developed further in terms of technology. The car door key could now also be used to start the engine – and the engine was being started more and more often. In 1965 the 10,000,000th Beetle rolled off the production line and the biggest Beetle get-together became the most famous concert in the world. Woodstock.

... AND STARTED A  
VICTORY PARADE  
AROUND THE WORLD.

Volkswagen rang in the 1970s by setting two records.

Number 1: the production of just short of 1.3 million cars made 1971 the most successful year ever for the Beetle.

Number 2: in February 1972 the 15,007,034th Beetle left the production line. In doing so, it beat the record of the American Ford Model T and became the most-produced car in the world. The Beetle had become known right around the globe. A reason to take a back seat? Not at all. Just around a decade later, the 20,000,000th Beetle was built in Mexico, and a few years after that the New Beetle appeared on the scene – the start of a new success story.





## SOME THINGS CHANGE. SOME NEVER DO.

Four passengers and luggage for two weeks in Rimini: the Beetle was fortunate to have the space that the Germans craved so much during the years of the economic miracle. The desire to travel to faraway places was huge at a time which saw the average family being able to afford a car for the first time. This had never happened before and meant that demand for the Beetle became that much greater – a demand that didn't let up for several decades. People say that times

have changed. But have they really? Nowadays, the ability to travel is taken for granted, but wanderlust will probably never leave us. Even in the future, parents will pack up their families and head south. The first breakfast will be at the motorway services and the family photo will be taken from the observation point. The only difference will be that the journey through the Alps will be faster. In the 21st Century Beetle.

Illustration shows 155 kW (210 bhp) TSI: fuel consumption in l/100 km: between 10.1 and 9.8 (urban)/between 6.1 and 5.9 (extra-urban)/between 7.6 and 7.3 (combined); CO<sub>2</sub> emissions in g/km: between 176 and 169 (combined); efficiency class: E.



NOT ALL ICONS FROM  
THE '60S AGED SO WELL.



Illustration shows 155 kW (210 bhp) TSI: fuel consumption in l/100 km: between 10.1 and 9.8 (urban)/between 6.1 and 5.9 (extra-urban)/between 7.6 and 7.3 (combined); CO<sub>2</sub> emissions in g/km: between 176 and 169 (combined); efficiency class: E.



# NOT ONE OF MANY, BUT ONE FOR EVERYONE.

The Beetle has always been unique but the 21st Century Beetle is even more individual. The options for equipping it are versatile as never before. The standard equipment and the "Design" and "Sport" trim levels each have a different focus

placing emphasis on comfort, design or sportiness. Many additional options are offered to customise the 21st Century Beetle. Even the name of the Beetle is flexible. What is it called in your country?

Please refer to page 76 for further information on the equipment options and nickname lettering. Illustration shows 118 kW (160 bhp) TSI. Fuel consumption in litres/100 km: between 8.7 and 7.7 (urban)/5.3 (extra-urban)/ between 6.6 and 6.2 (combined), CO<sub>2</sub> emissions in g/km: between 153 and 143 (combined), efficiency classes: D, C.





## IT'S STRANGE WHAT THINGS YOU FORGET FROM YOUR CHILDHOOD, AND WHAT THINGS YOU DON'T.

You never forget the car that your parents drove. You could tell what car my parents were driving from miles away. And there I was too. On the back seat of the Beetle, with my nose pressed up against the side window, watching the world pass by. Mostly to the tune of “flower power” music that crackled out of the tiny loudspeaker. I smiled out of the window and my parents smiled at each other. That’s how it was back then. But a lot has changed. I now sit in the front and my parents sit in the back. My music choice is from miles away.

Illustration shows 155 kW (210 bhp) TSI: fuel consumption in l/100 km: between 10.1 and 9.8 (urban)/ between 6.1 and 5.9 (extra-urban)/between 7.6 and 7.3 (combined); CO<sub>2</sub> emissions in g/km: between 176 and 169 (combined); efficiency class: E.



# PERFORMANCE

---



Illustration shows special model Beetle GSR with 155 kW (210 bhp) TSI. Fuel consumption in litres/100 km: between 10.1 and 9.8 (urban)/between 6.1 and 5.9 (extra-urban)/between 7.6 and 7.3 (combined); CO<sub>2</sub> emissions in g/km: between 176 and 169 (combined); efficiency class: E.



## IT'S A BOY.

And we are incredibly proud of our offspring. The reasons why are clear: black 19 inch "Tornado" wheels with a bright finish, silver-coloured door mirror housings, silver-coloured "Turbo" lettering on the doors, and distinctive, colour-keyed side rubbing strips.


The name of the new arrival is "Turbo Silver" Design package (please see illustration on right). The same specification is offered by the "Turbo Black" Design package which is also available – but with black door mirror housings and black "Turbo" lettering on the doors.

All Design packages are available only for 155 kW (210 bhp) TSI.

Illustration shows 155 kW (210 bhp) TSI: fuel consumption in l/100 km: between 10.1 and 9.8 (urban) / between 6.1 and 5.9 (extra-urban) / between 7.6 and 7.3 (combined); CO<sub>2</sub> emissions in g/km: between 176 and 169 (combined); efficiency class: E.







IF ONLY WE ALL GOT SLIMMER,  
FASTER AND MORE TONED WITH AGE.



Illustration shows 155 kW (210 bhp) TSI: fuel consumption in l/100 km: between 10.1 and 9.8 (urban)/between 6.1 and 5.9 (extra-urban)/between 7.6 and 7.3 (combined); CO<sub>2</sub> emissions in g/km: between 176 and 169 (combined); efficiency class: E.



PETROL ENGINE:  
77 kW (105 BHP)  
TSI

FUEL CONSUMPTION, L/100 KM<sup>1)</sup>  
with manual gearbox: 6-speed  
urban/extra-urban/combined: 7.6/5.0/5.9  
with DSG dual clutch gearbox: 7-speed  
urban/extra-urban/combined: 7.2/5.2/5.9

CO<sub>2</sub> EMISSION COMBINED, G/KM<sup>1)</sup>  
with manual gearbox: 137  
with DSG dual clutch gearbox: 139

EFFICIENCY CLASS<sup>2)</sup>  
with manual gearbox: D  
with DSG dual clutch gearbox: C

DIESEL ENGINE:  
77 kW (105 BHP)<sup>1)</sup>  
TDI

FUEL CONSUMPTION, L/100 KM<sup>1)</sup>  
with manual gearbox: 5-speed  
urban/extra-urban/combined: 5.4/4.1/4.5  
with DSG dual clutch gearbox: 7-speed  
urban/extra-urban/combined: 5.5/4.4/4.7

CO<sub>2</sub> EMISSION COMBINED, G/KM<sup>1)</sup>  
with manual gearbox: 119  
with DSG dual clutch gearbox: 124

EFFICIENCY CLASS<sup>2)</sup>  
with manual gearbox: B  
with DSG dual clutch gearbox: B

PETROL ENGINE:  
77 kW (105 BHP)  
TSI, BlueMotion Technology

FUEL CONSUMPTION, L/100 KM<sup>1)</sup>  
with manual gearbox: 6-speed  
urban/extra-urban/combined: 6.9/4.8/5.6

CO<sub>2</sub> EMISSION COMBINED, G/KM<sup>1)</sup>  
with manual gearbox: 129

EFFICIENCY CLASS<sup>2)</sup>  
with manual gearbox: C

DIESEL ENGINE:  
77 kW (105 BHP)  
TDI, BlueMotion Technology

FUEL CONSUMPTION, L/100 KM<sup>1)</sup>  
with manual gearbox: 5-speed  
urban/extra-urban/combined: 5.1/3.9/4.3  
with DSG dual clutch gearbox: 7-speed  
urban/extra-urban/combined: 4.8/4.1/4.3

CO<sub>2</sub> EMISSION COMBINED, G/KM<sup>1)</sup>  
with manual gearbox: 113  
with DSG dual clutch gearbox: 114

EFFICIENCY CLASS<sup>2)</sup>  
with manual gearbox: A  
with DSG dual clutch gearbox: A

PETROL ENGINE:  
118 kW (160 BHP)  
TSI

FUEL CONSUMPTION, L/100 KM<sup>1)</sup>  
with manual gearbox: 6-speed  
urban/extra-urban/combined: 8.7/5.3/6.6  
with DSG dual clutch gearbox: 7-speed  
urban/extra-urban/combined: 7.7/5.3/6.2

CO<sub>2</sub> EMISSION COMBINED, G/KM<sup>1)</sup>  
with manual gearbox: 153  
with DSG dual clutch gearbox: 143

EFFICIENCY CLASS<sup>2)</sup>  
with manual gearbox: D  
with DSG dual clutch gearbox: C

DIESEL ENGINE:  
103 kW (140 BHP)  
TDI

FUEL CONSUMPTION, L/100 KM<sup>1)</sup>  
with manual gearbox: 6-speed  
urban/extra-urban/combined: 6.3/4.2/4.9  
with DSG dual clutch gearbox: 6-speed  
urban/extra-urban/combined: 6.9/4.6/5.4

CO<sub>2</sub> EMISSION COMBINED, G/KM<sup>1)</sup>  
with manual gearbox: 129  
with DSG dual clutch gearbox: 140

EFFICIENCY CLASS<sup>2)</sup>  
with manual gearbox: B  
with DSG dual clutch gearbox: C

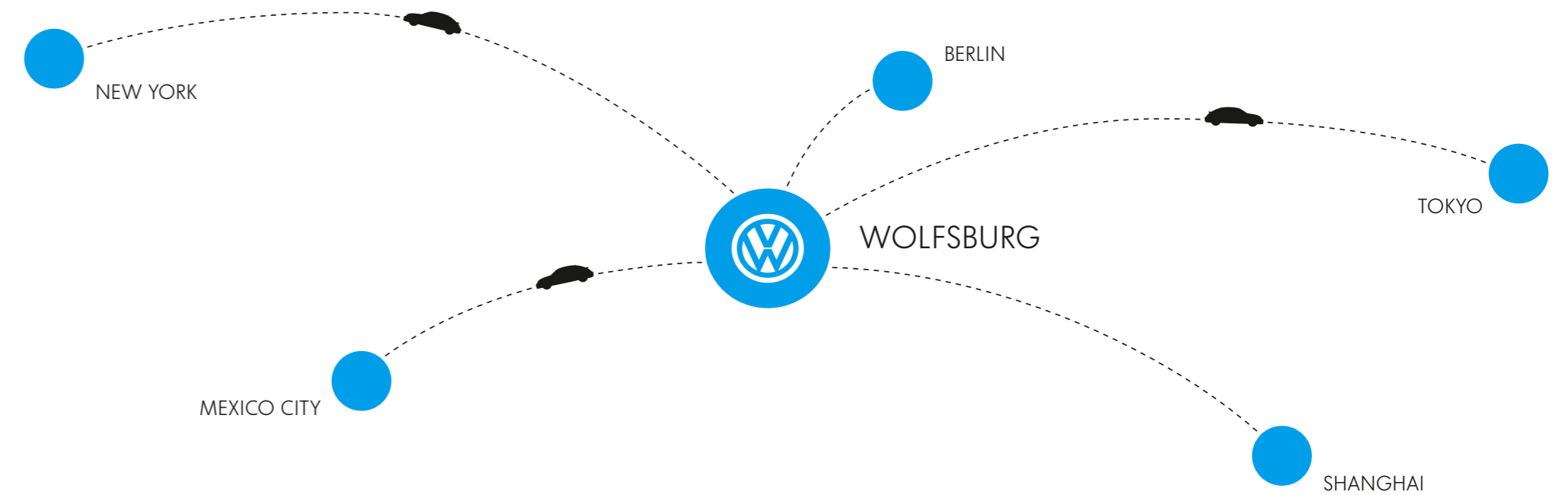
PETROL ENGINE:  
155 kW (210 BHP)  
TSI

FUEL CONSUMPTION, L/100 KM<sup>1)</sup>  
with manual gearbox: 6-speed  
urban/extra-urban/combined: 9.8/5.9/7.3  
with DSG dual clutch gearbox: 6-speed  
urban/extra-urban/combined: 10.1/6.1/7.6

CO<sub>2</sub> EMISSION COMBINED, G/KM<sup>1)</sup>  
with manual gearbox: 169  
with DSG dual clutch gearbox: 176

EFFICIENCY CLASS<sup>2)</sup>  
with manual gearbox: E  
with DSG dual clutch gearbox: E

## CONSUMPTION, CO<sub>2</sub> EMISSIONS AND EFFICIENCY CLASSES



# THANK YOU FOR FLYING WITH VOLKSWAGEN.



<sup>1)</sup> The figures listed have been determined in accordance with the measuring method stipulated. These figures do not refer to a particular vehicle and do not constitute part of the offer but are purely for comparison purposes between the various types of vehicle. In addition to the fuel efficiency of a car, driving behaviour as well as other non-technical factors, for example the ambient conditions, play a role in determining a car's fuel consumption and CO<sub>2</sub> emissions. Additional equipment and accessories (add-on parts, tyres, etc.) may change relevant vehicle parameters such as weight, rolling resistance and aerodynamics, thus affecting consumption and driving performance values beyond the effects of weather and traffic conditions. Note in accordance with the version of directive 1999/94/EC currently valid: further information on the official fuel consumption and official specific CO<sub>2</sub> emissions of new passenger cars is given in a guide containing data on fuel

consumption, CO<sub>2</sub> emissions and power consumption for new passenger car models. It is available free of charge at every point of sale in the European Union and, for prospective buyers in Germany, at DAT Deutsche Automobil Treuhand GmbH, Hellmuth-Hirth-Strasse 1, 73760 Ostfildern, Germany, or under [www.dat.de](http://www.dat.de).

<sup>2)</sup> Efficiency classes evaluate vehicles on the basis of CO<sub>2</sub> emissions, taking into account the vehicle's unladen weight. Vehicles corresponding with the average are given a D rating. A+, A, B or C ratings are given to vehicles which are better than the present-day average, and E, F or G to those below this average.

LE MANS, NOT LEMON.




Illustration shows 155 kW (210 bhp) TSI: fuel consumption in l/100 km: between 10.1 and 9.8 (urban)/between 6.1 and 5.9 (extra-urban)/between 7.6 and 7.3 (combined); CO<sub>2</sub> emissions in g/km: between 176 and 169 (combined); efficiency class: E.

Fuel consumption in l/100 km: combined, between 7.6 and 4.3;  
CO<sub>2</sub> emissions in g/km: combined, between 176 and 113.

Standard | S Optional extra | SO Standard with "Sport" | SP Standard with "Design" | D



A milestone in the development of gearbox engineering: the **dual clutch gearbox DSG**. This innovative gearbox changes automatically and almost imperceptibly into the next, pre-selected gear in only a few hundredths of a second and without interruption of power flow. |so



The all synchromesh **6-speed manual gearbox** makes it easy to change gear and stay comfortably in the right engine speed range. |s

Manual gearbox for 77 kW (105 bhp) TDI and 77 kW (105 bhp) TDI with BlueMotion Technology is only available as 5-speed version.

77 kW (105 bhp) TDI. Fuel consumption in l/100 km: between 5.5 and 5.4 (urban)/between 4.4 and 4.1 (extra-urban)/between 4.7 and 4.5 (combined); CO<sub>2</sub> emissions in g/km: between 124 and 119 (combined); efficiency class: B.

77 kW (105 bhp) TDI with BlueMotion Technology. Fuel consumption in l/100 km: between 5.1 and 4.8 (urban)/between 4.1 and 3.9 (extra-urban)/4.3 (combined); CO<sub>2</sub> emissions in g/km: between 114 and 113 (combined); efficiency class: A.

## ENGINE








Figure shows 118 kW (160 bhp) TSI. Fuel consumption in litres/100 km: between 8.7 and 7.7 (urban)/5.3 (extra-urban)/between 6.6 and 6.2 (combined), CO<sub>2</sub> emissions in g/km: between 153 and 143 (combined), efficiency classes: D, C.

”

## SPEED OR ACCELERATION. WHICH HAS MORE KICK?

My girlfriend always rolls her eyes when I mention it. But I can discuss it over and over again with my mates. It's a matter of opinion – and everyone has one. It's always been acceleration for me. Those few seconds of thrust when everything tingles. When you feel yourself being pushed back into your seat. Because at the end of every bend there is a straight and at the peak, the men are separated from the boys. Do you know what I mean? A few of my friends don't get it. My girlfriend does. But that's what we're talking about.

“



# CONNECTIVITY & ENTERTAINMENT

TIME LEFT : 0 : 00

SPEED : 173 KM/H

SCORE : 20679



Illustration shows 155 kW (210 bhp) TSI: fuel consumption in l/100 km: between 10.1 and 9.8 (urban)/between 6.1 and 5.9 (extra-urban)/between 7.6 and 7.3 (combined); CO<sub>2</sub> emissions in g/km: between 176 and 169 (combined); efficiency class: E.





#OMG.

The Beetle offers plenty to talk about – on Twitter, for example. But with only 140 characters, you can't say everything. Even just the sentence "The Beetle is the only vehicle in Europe that is equipped with a Fender® sound system." has

86 characters. Perhaps you would prefer to discover the various radios and radio/navigation systems for yourself. Then you can still tweet to your friends about what makes this Beetle the most state-of-the-art Beetle in the world.

Please refer to pages 66–71 for information on the multimedia equipment.

Illustration shows 155 kW (210 bhp) TSI: fuel consumption in l/100 km: between 10.1 and 9.8 (urban)/between 6.1 and 5.9 (extra-urban)/between 7.6 and 7.3 (combined); CO<sub>2</sub> emissions in g/km: between 176 and 169 (combined); efficiency class: E.





FUSCA

Vocho

Maggiolino

BUSCA

Käfer

BEEETLE

FUSCA

maggiolino

CICINELLE

WORLD WIDE.  
WITHOUT WEB.

Käfer

Bubbla

KÄFER

BUG

aroch

BEEETLE

CARROCHA

MAGGIOLINO

BUG

KÄFER

BUG

FUSCA

VEN

BUBBLA!

BUG!

BLA!

BLAH!

HUG

carrocha

BUG

FUSCA

BUG



DIGITALLY REMASTERED.



Or visit [www.beetle.de](http://www.beetle.de)



NEW IN SOCIAL NETWORKS:  
BEETLE CIRCLES.



Illustration shows 155 kW (210 bhp) TSI: fuel consumption in l/100 km: between 10.1 and 9.8 (urban)/between 6.1 and 5.9 (extra-urban)/between 7.6 and 7.3 (combined); CO<sub>2</sub> emissions in g/km: between 176 and 169 (combined); efficiency class: E.





Fuel consumption in litres/100 km: combined, between 7.6 and 4.3;  
CO<sub>2</sub> emissions in g/km: combined, between 176 and 113.





The Beetle is more than just a car – it is an attitude to life. And now you can also express this attitude even when you're not behind the wheel: with the outfits and accessories from Volkswagen Accessories<sup>1)</sup>.

These include the navy blue **leather jacket** with checked inner lining and V-neck **ladies' T-shirt**.

The modern cut **men's t-shirt** is decorated with a print motif that was inspired by a Volkswagen campaign from 1963. In the blue and red **check shirt** with the Italian nickname Maggiolino on the front, you can declare your passion for the Beetle. And the trendy twill **trilby** is a stylish accessory that will add a striking touch to any outfit. Even more Beetle lifestyle is provided by the cool design of the Titus **skateboard** that will ensure you look good regardless of the daring tricks you are attempting to pull off.

1) Further details on the complete range and prices are available from your Volkswagen Dealer or at [www.volkswagen-zubehoer.de/lifestyle](http://www.volkswagen-zubehoer.de/lifestyle).

Fuel consumption in litres/100 km: combined between 7.6 and 4.3; CO<sub>2</sub> emissions in g/km: combined between 176 and 113.

THERE IS A LEGEND IN EVERY BEETLE.

The Fender® sound system with 8 boxes and a subwoofer.





## SOUND SYSTEM

The well-known **Fender® sound system** consists of two tweeters installed in each of the mirror quadrants and the rear side panel trim as well as woofers at the front and rear. In addition, a woofer is integrated into an enclosed bass box in the Beetle's luggage compartment (subwoofer). The central element of the sound system is a 10-channel amplifier with class A/B power amplifiers and an output of 400 watts. |so



The Fender® sound system is exclusively available when you order the **Sound package**. A further highlight of the package is the "High ambient lighting" with a lighting strip under the door trim and on the speaker ring. You can choose from one of three colours to suit your mood and create a pleasant atmosphere. Additional elements of this equipment package are the "RCD 510" radio<sup>1)</sup>, the MEDIA-IN multimedia socket, a cradle in the glove compartment and optional adaptor cable for USB connections or for iPod/iPhone. |so

<sup>1)</sup> Can also be ordered as an option with "RNS 315" or "RNS 510" radio/navigation system. Not available with "RCD 310" radio.

Fuel consumption in litres/100 km: combined, between 7.6 and 4.3; CO<sub>2</sub> emissions in g/km: combined, between 176 and 113.

Standard | S Optional extra | SO Standard with "Sport" | SP Standard with "Design" | D





YOU HAVE REACHED YOUR DESTINATION.



The **mobile phone preparation** offers a significant gain in convenient features. This hands-free facility is easy to operate using convenient voice control as well as the touch screen of the radio or radio/navigation system. It is possible to play back music files stored in the mobile phone using the Bluetooth connection. |so

The illustration shows the "RNS 510" radio/navigation system. Only in conjunction with "RCD 510" radio or "RNS 315" or "RNS 510" radio/navigation systems.



The **"RNS 315" radio/navigation** system with colour display, CD drive and map navigation via a touch screen is MP3 enabled and equipped with traffic sign display, dynamic route guidance (TMC), an AUX-IN socket, an SD card slot and preinstalled maps of Europe. |so



The **"RNS 510" radio/navigation** system with voice control, picture navigation, touch screen, large colour display, DVD drive, 30 GB hard disk, SD card slot and traffic sign display is equipped with pre-installed maps of Europe. |so




With digital **audio broadcasting DAB+**, you can receive digital radio broadcasts in addition to the analogue range of stations. |so

Fuel consumption in litres/100 km: combined, between 7.6 and 4.3;  
CO<sub>2</sub> emissions in g/km: combined, between 176 and 113.

Standard |S Optional extra |SO Standard with "Sport" |SP Standard with "Design" |D





Fuel consumption in litres/100 km: combined between 7.6 and 4.3; CO<sub>2</sub> emissions in g/km: combined between 176 and 113.



”

## I OFTEN THINK I SHOULD SPEND LESS TIME ONLINE AND EXPERIENCE MORE OFFLINE.

Then sometimes I think about it for a moment and can't quite believe it. I can connect the real world with the virtual one. That's what it has all been invented for, isn't it? Today I can sit in the car and do things that I could only do with a computer 5 years ago, things I couldn't do at all 10 years ago. That's how the world changes. But who knows how long I'll be able to keep up. At some point a child will come along and explain technology to me that I can't understand. But this child will be sitting on the back seat, and I will still be up front.


“



Fuel consumption in litres/100 km: combined between 7.6 and 4.3; CO<sub>2</sub> emissions in g/km: combined between 176 and 113.



# DETAILS & INDIVIDUALITY



Fuel consumption in litres/100 km: combined between 7.6 and 4.3; CO<sub>2</sub> emissions in g/km: combined between 176 and 113.

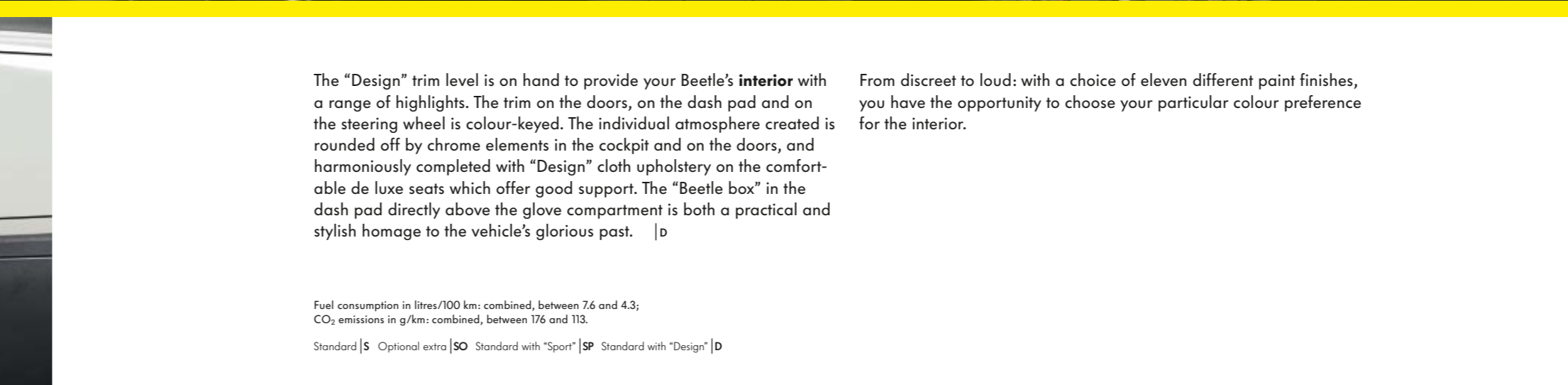


**“DESIGN” TRIM LEVEL**



Fuel consumption in litres/100 km: combined, between 7.6 and 4.3;  
CO<sub>2</sub> emissions in g/km: combined, between 176 and 113.





The "Design" trim level is on hand to provide your Beetle's interior with a range of highlights. The trim on the doors, on the dash pad and on the steering wheel is colour-keyed. The individual atmosphere created is rounded off by chrome elements in the cockpit and on the doors, and harmoniously completed with "Design" cloth upholstery on the comfortable de luxe seats which offer good support. The "Beetle box" in the dash pad directly above the glove compartment is both a practical and stylish homage to the vehicle's glorious past. |o

From discreet to loud: with a choice of eleven different point finishes, you have the opportunity to choose your particular colour preference for the interior.

Fuel consumption in litres/100 km: combined, between 7.6 and 4.3; CO<sub>2</sub> emissions in g/km: combined, between 176 and 113.

Standard | \$ Optional extra | \$O Standard with "Sport" | \$P Standard with "Design" | D



## “SPORT” TRIM LEVEL

With a range of extras in the **interior**, the “Sport” trim level of the Beetle won’t fail to impress. In addition to the air conditioner, the sports seats with “Sport” cloth upholstery and integrated lumbar support will ensure that you still feel relaxed at the end of your journey. The steering wheel, gear lever knob and handbrake grip are covered in leather. The optional “Vienna” leather seats in the Salsa Red/Black colour combination shown here lend a very special, exclusive flair.

If the dash pad is ordered in gloss black or with the carbon look finish illustrated here, the door panel inserts and the steering wheel clasp are also in gloss black. If you opt for a dash pad colour-keyed to the exterior paint finish, the door panel trim and steering wheel clasp are painted to match. | **SP**

In the case of the Reef Blue paint finish, the dash pad is only available in carbon look or gloss black. Illustration shows option at extra charge.



## ENOUGH PLAYED.



Illustration to the right shows 155 kW (210 bhp) TSI. Fuel consumption in l/100 km: between 10.1 and 9.8 (urban)/between 6.1 and 5.9 (extra-urban)/between 7.6 and 7.3 (combined); CO<sub>2</sub> emissions in g/km: between 176 and 169 (combined); efficiency class: E.

Fuel consumption in l/100 km: combined, between 7.6 and 4.3;  
CO<sub>2</sub> emissions in g/km: combined, between 176 and 113.



## STANDARD EQUIPMENT

The **standard** height-adjustable front seats have “Beetle” pattern cloth upholstery. The non-slip leather-covered 3-spoke steering wheel with a gloss black steering wheel clasp attracts attention just as much as the dash pad trim and air vents – both painted black. The gear lever knob, and the two cup holders at both front and rear have chrome trim. Practical convenience is provided by storage compartments on the doors, the “Easy Entry” system and the symmetrically split-folding rear seat backrest which allows larger items to be transported. |s



The **Beetle lettering** on the dash pad's decorative trim is included as standard. |s

Fuel consumption in litres/100 km: combined, between 7.6 and 4.3;  
CO<sub>2</sub> emissions in g/km: combined, between 176 and 113.

Standard |S Optional extra |SO Standard with "Sport" |SP Standard with "Design" |D





## COMFORT



## EVERY PILOT NEEDS HIS COCKPIT.



The “**Climatronic**” air conditioner has separate temperature control for the driver and front passenger. Both front passengers can therefore set their preferred temperature individually. Chrome trim adds an exclusive touch. |so

The **leather-covered multifunction steering wheel** enables you to operate a radio/navigation system and mobile phone with ease. And in conjunction with a DSG dual clutch gearbox, you can change gears with shift paddles without having to take your hands off the steering wheel. |so

The **instrument cluster** with centre-mounted tachometer as well as speedometer and fuel gauge is given an elegant touch by the striking chrome trim ring. The multifunction display shows relevant data during the journey such as current and average consumption, average speed, driving range, journey distance, time and outside temperature. |s

Fuel consumption in litres/100 km: combined between 7.6 and 4.3; CO<sub>2</sub> emissions in g/km: combined between 176 and 113. Standard |S Optional extra |SO Standard with “Sport” |SP Standard with “Design” |D

The **ParkPilot** gives visual and acoustic signals to warn you of obstacles when parking: the signal becomes more rapid as obstacles are approached. The system uses ultrasonic sensors in the vehicle’s bumpers. |so



The **additional instrument on the control panel displays** the current oil temperature and the pressure of the turbocharger, and has a multifunctional stopwatch that can measure standing and travel times. As with all the instruments in the cockpit, the white illumination ensures optimal readability regardless of the lighting conditions. |so



You enjoy top-level convenience with the “**keyless access**” locking and starting system. Clever wireless and security technology enable the vehicle to be locked and unlocked without actively using the key. The engine can be started and stopped at the push of a button. |so



**“Vienna” leather trim lets** you experience an exclusive ambience in the Beetle. It is available – as shown here – in Black, in Nutria Beige and in the colour combinations Salsa Red/Black and Black/Atlantic Blue. In addition to the seat heating and electrically adjustable lumbar support, the front sport seats provide convenient storage pockets on the backs. The easy-care leather has a long life and exudes a unique luxurious fragrance. Additionally, its suppleness makes the seats extremely comfortable. |so



With heated front seats and automatically heated washer nozzles in the front, the **winter package** means a significant gain in comfort, especially in the cold season. |so



In addition to the convenient centre armrest with integrated storage box, the **Comfort package** also includes the manual air conditioner or the “Climatronic” air conditioner and cruise control. |so

Fuel consumption in litres/100 km: combined, between 7.6 and 4.3;  
CO<sub>2</sub> emissions in g/km: combined, between 176 and 113.


Standard | S Optional extra | SO Standard with “Sport” | SP Standard with “Design” | D



With **“Ambient Lighting High”**, the light strip under the door panel and the LEDs on the speaker ring of the Fender® sound system create a unique atmosphere. Depending on your mood, you can choose between the colours White, Blue and Red. |so

FEELS LIKE HOME. ONLY FASTER.





Fuel consumption in litres/100 km: combined, between 7.6 and 4.3;  
CO<sub>2</sub> emissions in g/km: combined, between 176 and 113.



## “EXTERIOR” R-LINE PACKAGE<sup>1)</sup>

The Beetle will attract more than a fleeting glance – particularly when it is equipped with the **“Exterior” R-Line package**. Your attention will automatically be drawn to the front end as the R-Line bumper with black grained air intakes and chrome surrounds for the turn signals gives the Beetle a striking new face. The dynamic picture is continued with 18 inch “Twister” alloy wheels or the optional 19 inch “Tornado” alloy wheels shown here; colour-keyed side sills and door mirror housings; and the “R-Line” logo on the front side panels. A final look at the rear end with the special R-Line bumper and eye-catching diffuser makes it clear that this is a Beetle that cannot be ignored. |so

<sup>1)</sup> All equipment features listed here are offered by Volkswagen R GmbH. Please refer to [www.volkswagen-r.de](http://www.volkswagen-r.de) for further information.

Our vehicles are equipped with summer tyres as standard. As of 04.12.2010 you are required by law in the Federal Republic of Germany to equip your vehicle with M+S tyres or all-weather tyres in wintry weather conditions with black ice, packed snow, slush, ice or slippery frost. Your local Volkswagen Dealer will be pleased to advise you.

Figure shows 118 kW (160 bhp) TSI. Fuel consumption in litres/100 km: between 8.7 and 7.7 (urban)/5.3 (extra-urban)/between 6.6 and 6.2 (combined), CO<sub>2</sub> emissions in g/km: between 153 and 143 (combined), efficiency classes: D, C.

Standard | S Optional extra | SO Standard with “Sport” | SP Standard with “Design” | D



URNS MORE HEADS  
PER MINUTE.



IT IS DIFFICULT TO ESCAPE  
ADMIRING GLANCES.



The **front entry trim strips with "R-Line" lettering** are an eye-catching feature in the sill area. |so



The **"R-Line" logo** on the front side panels hallmarks the sporty R-Line equipment for your Beetle. |so

1) All equipment features listed here are offered by Volkswagen R GmbH. Please refer to [www.volkswagen-r.de](http://www.volkswagen-r.de) for further information.


Illustration shows 118 kW (160 bhp) TSI. fuel consumption in l/100 km: between 8.7 and 7.7 (urban)/5.3 (extra-urban)/ between 6.6 and 6.2 (combined); CO<sub>2</sub> emissions in g/km: between 153 and 143 (combined); efficiency classes: D, C.

Standard |S| Optional extra |SO| Standard with "Sport" |SP| Standard with "Design" |D

## "EXTERIOR/INTERIOR" R-LINE PACKAGE<sup>1)</sup>



The **front sports seats** give optimal support – and add a sporty touch to the interior. The attractive upholstery combines "Kyalami" cloth centre seat panels with light-coloured "San Remo" microfibre on the inner sides of the seats. Even small details contribute to the distinctive appearance – for instance, Art Grey decorative stitching and the "R-Line" logo on the head restraints. As an option, the seats can also be ordered in "Vienna" leather. |so



The **"Exterior/Interior" R-Line package** extends the scope of the "Exterior" R-Line package and includes extras to further customise the Beetle. These include a leather-covered sports steering wheel with black steering wheel clasp, aluminium decor and "R-Line" logo. The dynamic impression is enhanced by "Dark Vanadium" inserts on the inner door panels and by decorative Art Grey stitching on the gear lever knob and hand-brake lever grip. |so





Fuel consumption in litres/100 km: combined, between 7.6 and 4.3;  
CO<sub>2</sub> emissions in g/km: combined, between 176 and 113.






The answer to even the most exacting demands: the Beetle Exclusive<sup>1)</sup>. The **bi-colour "Nappa" Cool Leather upholstery in Pepper Beige/Titanium Black** with characteristic diamond quilting for the centre seat panels creates an exclusive atmosphere.

This is emphasised by the leather-covered 3-spoke steering wheel, gear lever knob and handbrake lever grip with decorative Pepper Beige stitching. Gloss black accents on the inner door panels and dash pad, and decorative coloured stitching on the centre armrest and floor mats put the finishing touches to the elegant interior. |so

## 21<sup>ST</sup> CENTURY COUTURE.



The surface of the **"Nappa" Cool Leather sports seats** remains pleasantly cool whatever the temperature. |so

<sup>1)</sup> All equipment features listed here and on the pages that follow are offered by Volkswagen R GmbH. Please refer to [www.volkswagen-r.de](http://www.volkswagen-r.de) for further information.

Fuel consumption in litres/100 km: combined, between 7.6 and 4.3;  
CO<sub>2</sub> emissions in g/km: combined, between 176 and 113.





The high-quality **Volkswagen Exclusive entry trim strips** are a visual highlight and welcome you into the interior. |so



The distinctly elegant **sports seats** have single-coloured upholstery in **Titanium Black "Nappa" Cool Leather**. Art Grey stitching on all leather elements and on the floor mats provides a stylish contrast. |so

Quality that you can see and feel: the **bi-colour "Nappa" Cool Leather upholstery in Amber Brown/Titanium Black** creates an out of the ordinary ambience in the **interior**. The contrasting colour of the diamond quilted centre seat panels matches the Amber Brown stitching on the leather-covered 3-spoke steering wheel, gear lever knob and handbrake lever grip. The elegant character of the Beetle Exclusive is emphasised by a black centre armrest together with a gloss black dash pad and inner door panel trim. |so



Fuel consumption in litres/100 km: combined, between 7.6 and 4.3;  
CO<sub>2</sub> emissions in g/km: combined, between 176 and 113.

Standard | S Optional extra | SO Standard with "Sport" | SP Standard with "Design" | D







# THE ORIGINAL. EVEN MORE ORIGINAL.

The **4-stripe décor** of Volkswagen Genuine Accessories is available in Black and Amalfi White. It runs distinctively over the hood, roof and rear. Test out which film best suits your Beetle at [www.volkswagen-zubehoer.de/folienkonfigurator](http://www.volkswagen-zubehoer.de/folienkonfigurator). |so



The perfectly fitting **Volkswagen Genuine nickname textile foot mats** of tightly woven velour protect the interior and underscore the individual feel-good atmosphere with the distinct nickname lettering in Silver. Can be ordered with the nicknames Beetle, Käfer, Bug, Vocho or Fusca. |so



The robust **Volkswagen Genuine nickname entry trim strips** made of high-quality stainless steel with the nickname lettering<sup>1)</sup> visually highlight the door sill area upon entering the vehicle and reliably protect the door sills from scratches. |so



The Bluetooth hands-free **"Music Touch Phone Kit"** with voice control and high resolution touch screen enables you to conveniently access your entire music library via USB or audio adapter – including administration and control, from your iPhone for example. |so



The **pedal cap set** refines the front footwell with non-slip pedal caps of high-quality, brushed stainless steel and a black, non-slip, wear-resistant rubber coating on the surface. The set is available for manual and automatic gearboxes and includes an electronic accelerator. |so

<sup>1)</sup> Available with the lettering Beetle, Bug, Käfer, Escarabajo, Maggiolino, Vocho, Fusca, Coccinelle and Volkswagen.

<sup>2)</sup> Only for 155 kW (210 bhp) TSI.

Fuel consumption in litres/100 km: combined between 7.6 and 4.3; CO<sub>2</sub> emissions in g/km: combined between 176 and 113.

Illustrations show 155 kW (210 bhp) TSI. Fuel consumption in litres/100 km: between 10.1 and 9.8 (urban)/between 6.1 and 5.9 (extra-urban)/between 7.6 and 7.3 (combined); CO<sub>2</sub> emissions in g/km: between 176 and 169 (combined); efficiency class: E.



The Beetle will be seen frequently from behind. But it also leaves a lasting impression from this perspective: for example, with the **4-stripe décor** in Black and the slightly chamfered **tailpipe trim<sup>2)</sup>** made of highly polished stainless steel. |so



DON'T BE SURPRISED.  
PEOPLE WILL STARE.  
IT'S NOT YOU.  
IT'S THE CAR.

A clear commitment to the birthplace of the Beetle: With the **Wolfsburg Crest** for the roof available in Black or Silver, you'll draw everyone's attention. |so



The **nickname lettering**<sup>1)</sup> **Käfer** in high-quality letters on the rear is reminiscent of its famous ancestors. Alternatively, you can also opt for the Volkswagen or Beetle lettering. |so



The **2-stripe décor**<sup>2)</sup> is available in Black as pictured here as well as in Silver. The decorative stripes extend over the hood, roof and rear and make the Beetle even more striking and expressive. |so

<sup>1)</sup> Other nickname lettering is available through Genuine Volkswagen Accessories. Your local Volkswagen Dealer will be pleased to give you details of the differences in your specific country.  
<sup>2)</sup> The decorative film in 2-stripe design can also be ordered in Black and Amalfi White through Volkswagen Genuine Accessories. Your local Volkswagen Dealer will be pleased to give you details of the differences in your specific country.

Illustrations show 155 kW (210 bhp) TSI. Fuel consumption in litres/100 km: between 10.1 and 9.8 (urban)/between 6.1 and 5.9 (extra-urban)/between 7.6 and 7.3 (combined); CO<sub>2</sub> emissions in g/km: between 176 and 169 (combined); efficiency class: E.

Fuel consumption in litres/100 km: combined, between 7.6 and 4.3;  
CO<sub>2</sub> emissions in g/km: combined, between 176 and 113.

Standard | S Optional extra | SO Standard with "Sport" | SP Standard with "Design" | D



# IT CAN FINALLY ALSO WEAR ITS NICKNAME.

No other car has as many nicknames as the Beetle. A good reason to turn this iconic nickname into a very special feature. That's why you have the option to personalise your Beetle with seven international nicknames.



With the **nickname decorative film**<sup>1)</sup>, you can give your Beetle an even sportier profile. The films are available in Black and Silver and provide an extra dose of charisma at first glance. |so

<sup>1)</sup> The nickname decorative films with the lettering Beetle, Bug, Käfer, Escarabajo, Maggiolino, Vocho, Fusca, Coccinelle and Volkswagen are available through Volkswagen Genuine Accessories in Black and Amalfi White. Your local Volkswagen Dealer will be pleased to give you details of the differences in your specific country.



Illustrations show 155 kW (210 bhp) TSI. Fuel consumption in litres/100 km: between 10.1 and 9.8 (urban)/between 6.1 and 5.9 (extra-urban)/between 7.6 and 7.3 (combined); CO<sub>2</sub> emissions in g/km: between 176 and 169 (combined); efficiency class: E.

Fuel consumption in litres/100 km: combined, between 7.6 and 4.3; CO<sub>2</sub> emissions in g/km: combined, between 176 and 113.

Standard | S Optional extra | SO Standard with "Sport" | SP Standard with "Design" | D



The **new front end** lends the Beetle a self-assured look. The bi-xenon headlights with integrated LED daytime driving lights and dynamic headlight range adjustment give it an unmistakable Volkswagen face. The fog lights plus turning lights standard on the "Design" and "Sport" trim levels and the large air intakes in the bumper add even more character to the front end. |so



The **panoramic tilting/sliding roof** creates an open feeling of light in the interior and lets you enjoy a clear view. You can tilt the roof open up to 39 millimetres and let fresh air in and tinted glass and a fabric blind provide protection from the sun. For even more light and air, you can also slide the roof back. |so



Illustration shows 155 kW (210 bhp) TSI; fuel consumption in l/100 km: between 10.1 and 9.8 (urban)/between 6.1 and 5.9 (extra-urban)/between 7.6 and 7.3 (combined); CO<sub>2</sub> emissions in g/km: between 176 and 169 (combined); efficiency class: E.

Fuel consumption in l/100 km: combined, between 7.6 and 4.3; CO<sub>2</sub> emissions in g/km: combined, between 176 and 113.

Standard | S Optional extra | SO Standard with "Sport" | SP Standard with "Design" | D





The **16 inch steel wheel** is fitted with size 215/60 R 16 tyre. |s



The **16 inch "Whirl" alloy wheel** in size 6 1/2 J x 16 with 215/60 R 16 tyre makes a lasting impression. |D|so



The **17 inch "Spin" alloy wheel** with 215/55 R 17 tyre enhances the sporty appearance of the Beetle. |SP

The black **18 inch "Twister" alloy wheels, Volkswagen R GmbH<sup>1)</sup>**, have a bright finish and wide 235/45 R 18 tyres which add an extra shot of dynamism. |so

<sup>1)</sup> Feature offered by Volkswagen R GmbH. Please refer to [www.volkswagen-r.de](http://www.volkswagen-r.de) for further information.

Illustration to the left shows 155 kW (210 bhp) TSI: fuel consumption in l/100 km: between 10.1 and 9.8 (urban)/between 6.1 and 5.9 (extra-urban)/between 7.6 and 7.3 (combined); CO<sub>2</sub> emissions in g/km: between 176 and 169 (combined); efficiency class: E.

Fuel consumption in l/100 km: combined, between 7.6 and 4.3; CO<sub>2</sub> emissions in g/km: combined, between 176 and 113.

Standard |S| Optional extra |SO| Standard with "Sport" |SP| Standard with "Design" |D|





The **17 inch “Rotor” alloy wheel** shines with five robust double spokes and 215/55 R 17 tyre. |so



The **Genuine Volkswagen 17 inch “Helix” alloy wheel**<sup>1)</sup> with 215 tyre can be ordered in Anthracite or as an 18 inch alloy wheel with Sterling Silver paint finish. |so



The classic design of the **17 inch “Black Circle” alloy wheel** with size 215 tyres gives it an eye-catching look; the wheel is also available as a “White Circle” version. The centre cap and the outer ring have a high-gloss chrome look. |so



The **17 inch “Turbine” alloy wheel** with size 215 tyre has a dynamic spoke arrangement giving the Beetle a more racy appearance. |so



The black **19 inch “Tornado” alloy wheel, Volkswagen R GmbH**,<sup>2), 3)</sup> with 235/40 R 19 wide tyre and bright finish underlines the sporty character of the Beetle. |so



Also available with a white rim – the **19 inch “Tornado” alloy wheel, Volkswagen R GmbH**<sup>2), 3)</sup> with bright finish gives the Beetle a distinctly athletic look. |so



History with a modern twist: the **18 inch “Disc” alloy wheel** with distinctive, high-gloss chrome look centre cap and wide 235/45 R 18 tyre. |so

Our vehicles are equipped with summer tyres as standard. As of 04.12.2010 you are required by law in the Federal Republic of Germany to equip your vehicle with M+S tyres or all-weather tyres in wintry weather conditions with black ice, packed snow, slush, ice or slippery frost. Your local Volkswagen Dealer will be pleased to advise you.

Standard | **S** Optional extra | **SO** Standard with “Sport” | **SP** Standard with “Design” | **D**

1) Volkswagen Genuine Accessories are available for the German market. Your local Volkswagen Dealer will be pleased to give you details of the differences in your specific country. Order numbers and prices for the products shown are given in the Volkswagen accessories brochure. Please refer to [www.volkswagen-zubehoer.de](http://www.volkswagen-zubehoer.de) for additional information. Also available as complete wheel.  
2) Feature offered by Volkswagen R GmbH. Please refer to [www.volkswagen-r.de](http://www.volkswagen-r.de) for further information.  
3) Not available for 77 kW (105 bhp) TSI, 77 kW (105 bhp) TSI with BlueMotion Technology, or 77 kW (105 bhp) TDI with BlueMotion Technology.

77 kW (105 bhp) TSI. Fuel consumption in l/100 km: between 7.6 and 7.2 (urban)/5.2 and 5.0 (extra-urban)/5.9 (combined); CO<sub>2</sub> emissions in g/km: between 139 and 137 (combined); efficiency classes: D, C.  
77 kW (105 bhp) TSI with BlueMotion Technology. Fuel consumption in l/100 km: 6.9 (urban)/4.8 (extra-urban)/5.6 (combined); CO<sub>2</sub> emissions in g/km: 129 (combined); efficiency class: C.  
77 kW (105 bhp) TDI with BlueMotion Technology. Fuel consumption in l/100 km: between 5.1 and 4.8 (urban)/between 4.1 and 3.9 (extra-urban)/4.3 (combined); CO<sub>2</sub> emissions in g/km: between 114 and 113 (combined); efficiency class: A.

Fuel consumption in l/100 km: combined, between 7.6 and 4.3; CO<sub>2</sub> emissions in g/km: combined, between 176 and 113.



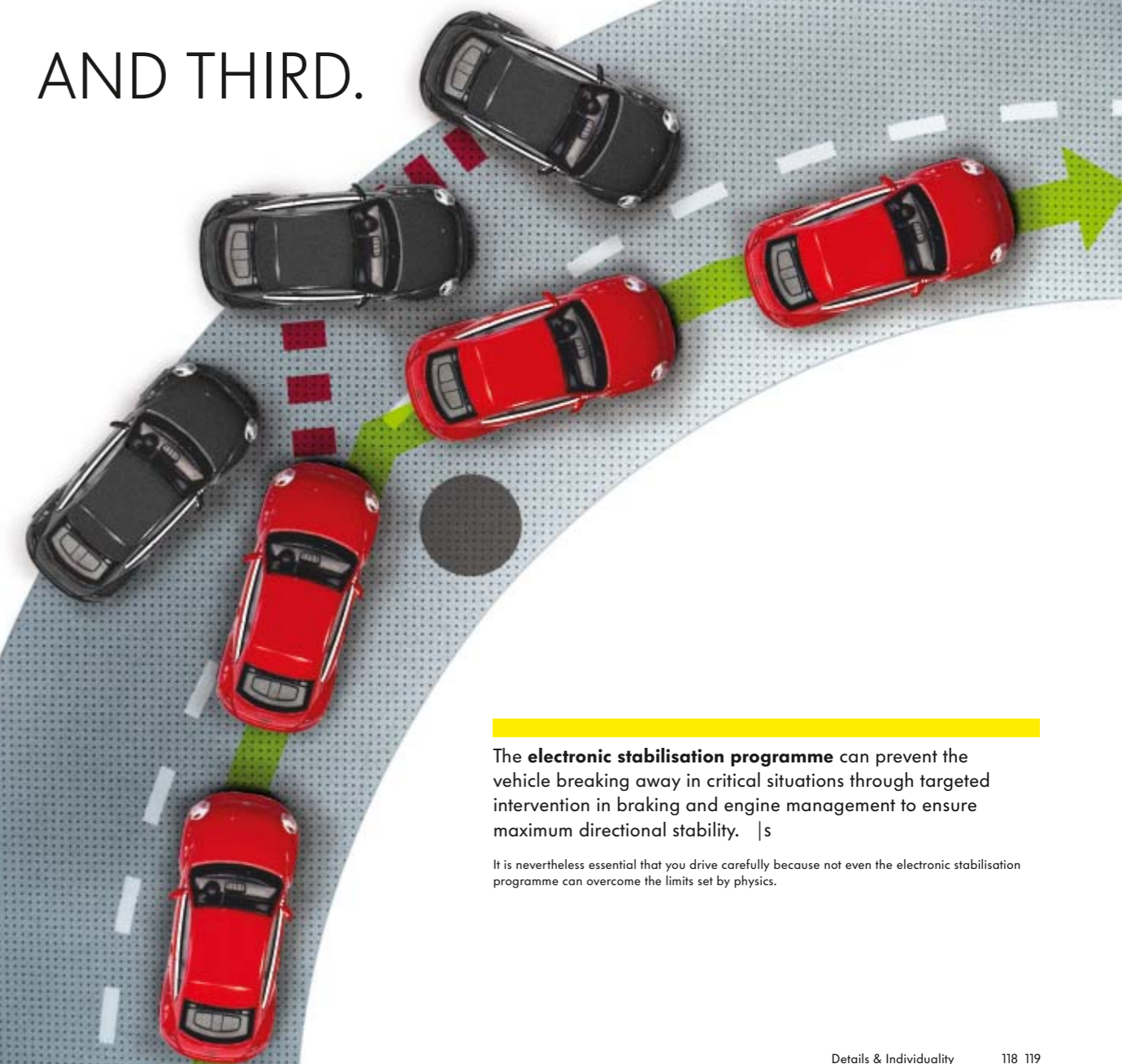
## SAFETY FIRST.



The **airbag system** comprises front airbags for the driver and front passenger with deactivatable front passenger airbag and a combined curtain and side airbag system for the front occupants. In the event of a collision, the airbags are filled by a gas generator within a few milliseconds. They can significantly reduce the risk of injury, particularly for the neck and throat. |s

## AND SECOND.

## AND THIRD.



The **electronic stabilisation programme** can prevent the vehicle breaking away in critical situations through targeted intervention in braking and engine management to ensure maximum directional stability. |s

It is nevertheless essential that you drive carefully because not even the electronic stabilisation programme can overcome the limits set by physics.

Illustration shows 155 kW (210 bhp) TSI: fuel consumption in l/100 km: between 10.1 and 9.8 (urban)/between 6.1 and 5.9 (extra-urban)/between 7.6 and 7.3 (combined); CO<sub>2</sub> emissions in g/km: between 176 and 169 (combined); efficiency class: E.

Fuel consumption in l/100 km: combined, between 7.6 and 4.3; CO<sub>2</sub> emissions in g/km: combined, between 176 and 113.

Standard |S Optional extra |SO Standard with "Sport" |SP Standard with "Design" |D



**PAINT FINISHES**

IT DOESN'T MATTER IF YOU ARE BLACK OR WHITE ...

or Candy White or Tornado Red or Saturn Yellow or Denim Blue or Reef Blue or Platinum Grey or Toffee Brown or Reflex Silver or Deep Black or Oryx White.



**BLACK** | SO  
solid paint A1



**CANDY WHITE** | S  
solid paint B4

**TORNADO RED** | SO  
solid paint G2



**SATURN YELLOW** | SO  
solid paint T1

**DENIM BLUE** | SO  
solid paint X0



**REEF BLUE** | SO  
metallic paint 0A



**MOON ROCK SILVER** | SO  
metallic paint 0B

**PLATINUM GREY** | SO  
metallic paint 2R



**TOFFEE BROWN** | SO  
metallic paint 4Q



**REFLEX SILVER** | SO  
metallic paint 8E



**DEEP BLACK** | SO  
pearl effect paint 2T



**ORYX WHITE** | SO  
mother-of-pearl effect paint OR

Illustrations show 155 kW (210 bhp) TSI. fuel consumption in l/100 km: between 10.1 and 9.8 (urban)/between 6.1 and 5.9 (extra-urban)/between 7.6 and 7.3 (combined); CO<sub>2</sub> emissions in g/km: between 176 and 169 (combined); efficiency class: E.

Fuel consumption in l/100 km: combined, between 7.7 and 4.5; CO<sub>2</sub> emissions in g/km: combined, between 179 and 119.



# EVEN A BEETLE HAS ITS SOFT SIDE.



“BEETLE” CLOTH UPHOLSTERY | S  
Titanium Black MK



“DESIGN” CLOTH UPHOLSTERY | D  
Titanium Black MX




“DESIGN” CLOTH UPHOLSTERY | D  
Nutria Beige MW



“DESIGN” CLOTH UPHOLSTERY | D  
Titanium Black/Red YM



“SPORT” CLOTH UPHOLSTERY | SP  
Titanium Black MX




“SPORT” CLOTH UPHOLSTERY | SP  
Nutria Beige MH




“SPORT” CLOTH UPHOLSTERY | SP  
Titanium Black/Blue YJ



“KYLAMI” CLOTH UPHOLSTERY<sup>1)</sup> | SO  
Titanium Black/Crystal Grey IH



“VIENNA” LEATHER | SO  
Black JU



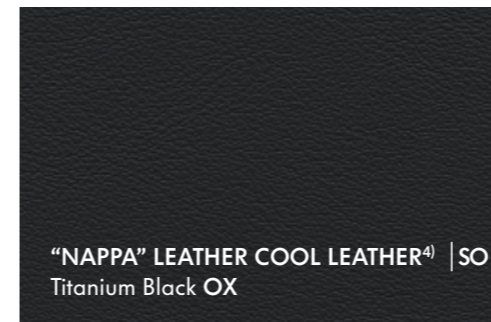
“VIENNA” LEATHER | SO  
Nutria Beige<sup>2), 3)</sup> NJ



“VIENNA” LEATHER | SO  
Black/Atlantic Blue<sup>2)</sup> YJ



“VIENNA” LEATHER | SO  
Salsa Red/Black<sup>2)</sup> YM



“NAPPA” LEATHER COOL LEATHER<sup>4)</sup> | SO  
Titanium Black OX



“NAPPA” LEATHER COOL LEATHER<sup>4)</sup> | SO  
Pepper Beige/Titanium Black OY



“NAPPA” LEATHER COOL LEATHER<sup>4)</sup> | SO  
Amber Brown/Titanium Black OZ

1) Only for R-Line equipment packages.  
2) Not available for R-Line equipment packages.  
3) Nutria Beige “Vienna” leather in combination with Denim Blue paint finish only available for “Design” trim level.  
4) Only for Beetle Exclusive.

The illustrations on these pages can only be regarded as a general guide. The printing process cannot render the attractive paint finishes and seat upholstery with absolute accuracy.

Fuel consumption in litres/100 km: combined, between 7.6 and 4.3;  
CO<sub>2</sub> emissions in g/km: combined, between 176 and 113.

Standard | S Optional extra | SO Standard with “Sport” | SP Standard with “Design” | D



# COMBINATIONS

## HOW SHOULD YOUR BEETLE LOOK? SIMPLY CHOOSE FROM THE VARIOUS COMBINATIONS OF COLOURS.

A) Choose the paint colour for your new Beetle.

### Paint finishes

1. Black A1 |SO
2. Candy White B4 |S
3. Tornado Red G2 |SO
4. Saturn Yellow T1 |SO
5. Denim Blue X0 |SO
6. Reef Blue Metallic OA |SO
7. Moon Rock Silver Metallic OB |SO
8. Platinum Grey Metallic ZR |SO
9. Toffee Brown Metallic 4Q |SO
10. Reflex Silver Metallic 8E |SO
11. Deep Black Pearl Effect 2T |SO
12. Onyx White Mother-of-Pearl Effect OR |SO

standard |S  
optional extra |SO

B) Choose your preferred seat upholstery from the icons arranged in a circle.



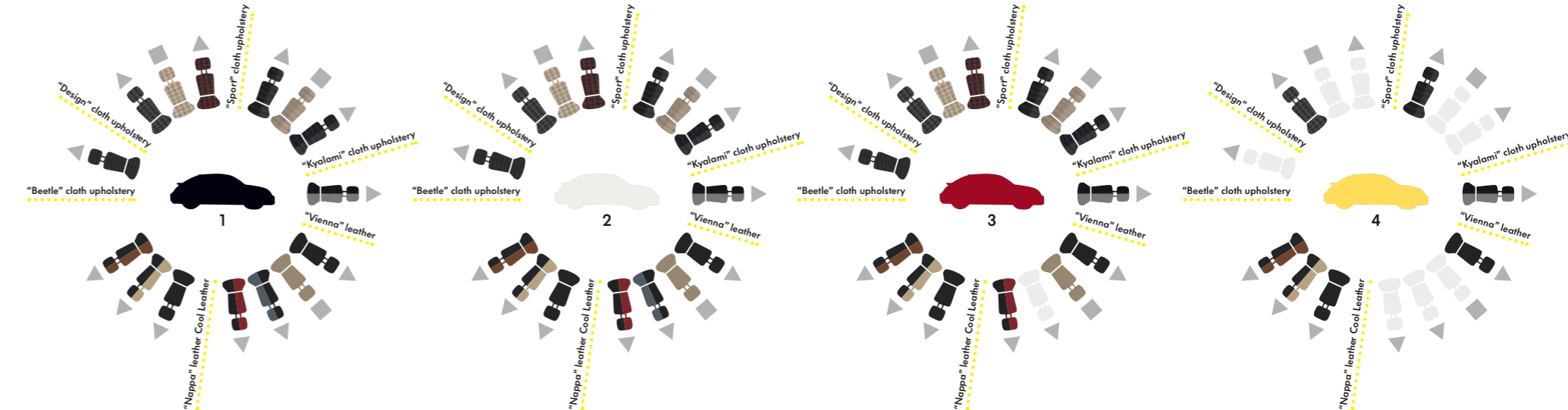
C) You can identify the colours for the top and bottom of the instrument panel by the following symbols:



D) Imagine how great it would be to be sitting in the cockpit right now.

- 1) Only for equipment line "Beetle".
- 2) Only for "Design" trim level.
- 3) Only for "Sport" trim level.
- 4) Only for R-Line equipment packages.
- 5) Optional extra.
- 6) Not available for R-Line equipment packages.
- 7) Natria Beige "Vienna" leather available in combination with Denim Blue paint finish only for the equipment line "Design".
- 8) Only for Beetle Exclusive.

Fuel consumption in litres/100 km: combined, between 7.6 and 4.3; CO<sub>2</sub> emissions in g/km: combined, between 17.6 and 113.





## HAS IT BECOME HARDER TO BE INDIVIDUAL?

Or am I the only one who thinks there is a lack of choice? We buy our electronics in the same electronics stores. We buy our clothes in the same fashion chains and drink our coffee afterwards in the same coffee houses. But this is just how the world is today. Maybe it's always been this way and we've always had to search for the special things. Because finding something special means it fits you and not everyone else. And when you find it, you enjoy it that much more. Even if you didn't have to search for it. Not even nowadays.



Illustration shows 155 kW (210 bhp) TSI. Fuel consumption in litres/100 km: between 10.1 and 9.8 (urban)/between 6.1 and 5.9 (extra-urban)/between 7.6 and 7.3 (combined); CO<sub>2</sub> emissions in g/km: between 176 and 169 (combined); efficiency class: E.



## DISCOVER VOLKSWAGEN'S AUTOMOTIVE WORLD.

**The Autostadt – a journey to the world of mobility.** Collecting your new car from the Autostadt in Wolfsburg will be a memorable experience for you. In the course of your journey through the world of mobility, you will get to know the various Volkswagen Group brands. Take a look at automotive milestones in the ZeitHaus, learn something new about sustainability at the LEVEL GREEN exhibition and watch in amazement as you see the youngsters getting their children's driving licence. When the moment arrives for you to collect your vehicle, your personal adviser gives you your keys, and all important details are explained to you before you start off on your journey home. You can obtain full information from the free hotline **0800 – 2 88 67 82 38**, the apps for iPhone and android phones or refer to [www.autostadt.de](http://www.autostadt.de).

**Volkswagen Driving Experience.** React correctly in critical driving situations in order to reach your destination confidently and safely: during driving and safety training our professional trainers show you how to deal with unforeseen situations on the road. Details can be obtained via the free hotline under **0800–8938368** or from [www.volkswagen-driving-experience.de](http://www.volkswagen-driving-experience.de).

**Service guaranteed.** Wherever you are, you can take advantage of the comprehensive Volkswagen service offered at each of our approx. 2,500 Dealers in Germany. Please visit us or call free of charge under **0800 – VOLKSWAGEN (0800 – 86 55 79 24 36)**.

**Mobility guaranteed.** Breakdown service, replacement car or overnight accommodation in a hotel. If you have your Volkswagen serviced regularly as recommended, you can enjoy the benefits of the LongLife mobility guarantee. The free emergency hotline can be reached under **0800 – 8 97 37 84 23**.

**Quality guaranteed.** In addition to the statutory warranty, you receive a 2-year Volkswagen guarantee<sup>1)</sup> for all new Volkswagen cars and, for the bodywork, a 3-year guarantee against paint defects and a 12-year guarantee against rusting through.<sup>1)</sup>

**Volkswagen Bank.** Those who decide on a new Volkswagen expect high standards of quality from their car and from the financial services provider giving them comprehensive advice on all matters concerning the transaction.

The up-to-date financing and leasing options, innovative insurance packages, and complete packages offered by Volkswagen Bank, Volkswagen Leasing and Volkswagen VersicherungsService give you peace of mind motoring and ensure that you are financially mobile as well. Further information can be obtained from [www.volkswagenbank.de](http://www.volkswagenbank.de) and from your Volkswagen Dealer. Contact your Volkswagen Dealer for a personal financial services quote.

**Das Auto.Magazine** takes you on a digital journey to the fascinating world of Volkswagen. Experience the brand in a new dimension. The magazine, specially developed for the Internet and iPad, lets you actively experience the Volkswagen world with interesting topics about products, events, sponsoring and lifestyle. Get to know Volkswagen in a new kind of virtual reality: visit [www.dasauto-magazine.com](http://www.dasauto-magazine.com) on the Internet or download an app from the iTunes Store.

<sup>1)</sup> All details of the Volkswagen guarantee and of the Volkswagen paint and bodywork guarantee apply solely to vehicles of the Volkswagen brand in accordance with the current range of vehicles offered for the Federal Republic of Germany, and which are issued with a service booklet from Volkswagen AG for the German market. The services offered on these pages apply only to the German market. Your local Volkswagen Dealer will be pleased to give you details of the differences in your specific country.

Some of the vehicles shown in this brochure are equipped with options at extra charge. All details of equipment and technical data are based on the features of the German market and are in accordance with the information available at the time of going to print. Your local Volkswagen Dealer will be pleased to give you details of the differences in your specific country. Subject to change without notice. DSG® and TSI® are registered trademarks of Volkswagen AG and other companies in the Volkswagen Group in Germany and in other countries. The fact that a trademark is not shown with an ® sign in this document cannot be interpreted to mean that this trademark is not a registered trademark and/or that this trademark could be used without prior approval in writing from Volkswagen AG. Volkswagen provides for the take-back and recycling of end-of-life vehicles. All Volkswagens can therefore be recycled and, subject to fulfilment of legal prerequisites, can be returned free of charge. You can obtain further details of this from your local Volkswagen Dealer, on our Internet website [www.volkswagen.de](http://www.volkswagen.de) and under the telephone number 0800–VOLKSWAGEN (0800–86 55 79 24 36), which is free of charge in the Federal Republic of Germany.





**Das Auto.**