



TRAVIS ETIENNE
RUNNING BACK
TWO-TIME ACC PLAYER OF THE YEAR
TWO-TIME ALL-AMERICAN

DABO SWINNEY
SIX-TIME ACC CHAMPION
TWO-TIME NATIONAL CHAMPION
THREE-TIME BEAR BRYANT AWARD WINNER

TREVOR LAWRENCE
QUARTERBACK
FIRST-TEAM ALL-ACC
MANNING AWARD FINALIST

NYLES PINCKNEY
DEFENSIVE TACKLE
THIRD-TEAM ALL-ACC

2020 TIGER FOOTBALL

CLEMSON

MEDIA GUIDE



DERION KENDRICK
CORNERBACK
SECOND-TEAM ALL-ACC

XAVIER THOMAS
DEFENSIVE END
THIRD-TEAM ALL-ACC

JACKSON CARMAN
OFFENSIVE LINEMAN
THIRD-TEAM ALL-ACC

TYLER DAVIS
DEFENSIVE TACKLE
SECOND-TEAM ALL-ACC
FRESHMAN ALL-AMERICAN

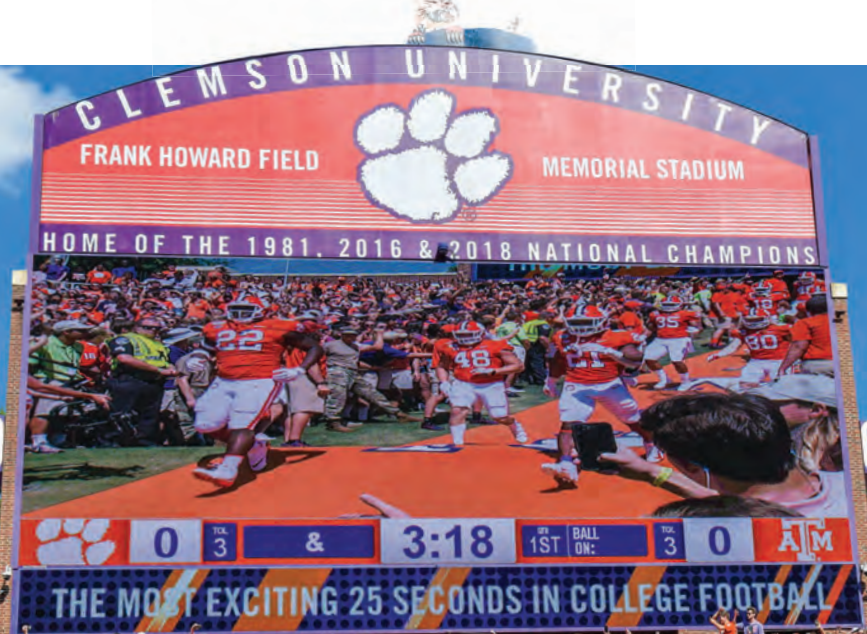




2018 NATIONAL CHAMPIONS

STATE CHAMPIONS • ACC CHAMPIONS • COTTON BOWL CHAMPIONS

- Clemson posted an undefeated 15-0 record, becoming the first team to accomplish the feat since Penn in 1897. The Tigers won each of their final 10 games by 20+ points.
- Clemson finished its sixth undefeated season (1900, 1906, 1948, 1950, 1981, 2018) and fourth perfect season (1900, 1948, 1981, 2018) in school history.
- Clemson had a 15-0 record against a schedule that included a school-record 12 games against teams who finished with winning records.
- Clemson's roster included 26 members that had already earned degrees before the game was played, including two with master's degrees.



2020 TIGER FOOTBALL

GENERAL INFORMATION

| | |
|-----------------------------------|-------|
| Table of Contents | 1 |
| The Clemson Football Standard | 2-7 |
| 1981 National Championship Season | 8 |
| 2016 National Championship Season | 9 |
| 2018 National Championship Season | 10 |
| Media Information | 11 |
| ACC Schedule | 12 |
| 2020 Outlook | 13-15 |

FOOTBALL & ADMINISTRATIVE STAFF

| | |
|---|-------|
| Dabo Swinney (Head Coach) | 16-20 |
| Woody McCorvey (Associate Athletic Director) | 21 |
| Brent Venables (Associate Head Coach) | 22 |
| Danny Pearman (Assistant Head Coach) | 23 |
| Tony Elliott (Assistant Coach) | 24 |
| Brandon Streeter (Assistant Coach) | 25 |
| Todd Bates (Assistant Coach) | 26 |
| Robbie Caldwell (Assistant Coach) | 27 |
| Mickey Conn (Assistant Coach) | 28 |
| Tyler Grisham (Assistant Coach) | 29 |
| Lemanski Hall (Assistant Coach) | 30 |
| Mike Reed (Assistant Coach) | 31 |
| Football Support Staff | 32-36 |
| Don Munson (Director of Broadcasting) | 37 |
| Jim Clements (President) | 38 |
| Dan Radakovich (Director of Athletics) | 39 |

THIS IS CLEMSON FOOTBALL

| | |
|--|-------|
| Allen N. Reeves Football Complex | 40,41 |
| P.A.W. Journey | 42 |
| Clemson Applied Science Lab | 43 |
| Strength & Conditioning | 44 |
| Running Down the Hill; Year-By-Year Attendance | 45 |
| Memorial Stadium | 46,47 |
| IPTAY | 48 |
| Signees By State | 49 |

MEET THE TIGERS

| | |
|--|-------|
| Numerical Roster | 50,51 |
| Alphabetical Roster | 52,53 |
| Veteran Bios | 54-74 |
| Rookie Bios | 75-78 |
| 2019 Lettermen & Game-By-Game Starters | 79 |

2019 REVIEW

| | |
|---------------------------------|-------|
| Overall Stats | 80,81 |
| Team Game-By-Game Stats | 82 |
| Superlatives | 83 |
| Individual Game-By-Game Stats | 84-86 |
| Participation | 87 |
| Clemson Offensive Drive Charts | 88 |
| Opponent Offensive Drive Charts | 89 |
| Game Recaps | 90-94 |
| Honors & Awards | 95 |
| Seniors & Pro Signees | 96 |
| ACC | 97 |

HISTORY & RECORDS

| | |
|--|---------|
| Offensive Team Records | 98,99 |
| Defensive Team Records | 99 |
| Team Game Bests | 100-103 |
| 500-Yard Team Total Offense Games | 104 |
| 300-Yard Team Rushing Games | 105 |
| 200-Yard Team Passing Games | 106,107 |
| Offensive Team Season Bests | 108 |
| Defensive Team Season Bests | 109 |
| Individual Records | 110-112 |
| Individual Defensive Records; Highest Scoring Quarters | 113 |
| Longest Plays | 114,115 |
| Longest Offensive Drives | 115 |
| Individual Game Bests | 116-118 |
| 100-Yard Individual Rushing Games | 119-121 |
| 200-Yard Individual Passing Games | 122,123 |
| 100-Yard Individual Receiving Games | 124,125 |

| | |
|--|---------|
| 100-Yard Rusher & 100-Yard Receiver in One Game | 125 |
| Unusual Statistical Occurrences | 126,127 |
| Returns For Touchdowns | 128 |
| Class Records; Senior Class Records | 129 |
| Individual Season Bests | 130,131 |
| Yearly Leaders | 132-135 |
| Snap Records | 136 |
| Individual Defensive Season & Career Bests | 137 |
| Yearly Defensive Leaders | 138,139 |
| Fourth Quarter Wins | 139 |
| Streak Records | 140 |
| Career Leaders | 141-143 |
| Clemson Ring of Honor Members | 144 |
| Clemson Hall of Fame Members | 144 |
| Honors & Awards | 145-149 |
| All-Americans | 150-156 |
| All-ACC Selections | 157 |
| Tradition By Position | 158-164 |
| Lettermen | 165-171 |
| Head Coaching Records | 172 |
| Former Head Coaches | 173-175 |
| Assistant Coaches | 176 |
| Pro Players (All Outdoor Leagues) | 177-179 |
| NFL Draft Picks | 180,181 |
| NFL Alumni Games & Seasons | 182 |
| NFL Alumni Honors | 183 |
| Year-By-Year Team Records | 184,185 |
| Year-By-Year Clemson Stats | 186,187 |
| Year-By-Year Opponent Stats | 188,189 |
| Bowl History | 190,191 |
| Weekly Polls | 192,193 |
| Game Results vs. Ranked Opponents | 194,195 |
| Top-25 Wins | 196 |
| Against All Competition; Against All FBS Conferences | 197 |
| Game Results vs. 2020 Opponents | 198-200 |
| Record By Date | 200 |
| All-Time Results | 201-208 |

MEDIA GUIDE CREDITS

The 2020 Clemson football media guide was written and edited by Director of Football Communications **Ross Taylor**. Layout, design and editorial assistance was executed by Senior Associate Director of Athletic Communications **Brian Hennessy**.
The following people also contributed editorial assistance: **Brent Bredin** and **Tucker Pettigrew**.
Special thanks to the late **Bob Bradley**, whose 45 years of research and dedication to Clemson University athletics made production of the football media guide easier for future generations. Also, thanks to the late **Dr. Harold Vigodsky** and **Tim Bourret** for their contributions.

COVER DESIGN

Thanks to **Whitley Ruffin** for her design of the outside covers.

PHOTO CREDITS

Carl Ackerman, Melina Alberti, Trent Allen, Scott Blackwell, Daniel Brandalise, Rex Brown, Taryn Carroll, Scott Clarke, Eddie Cliffe, Kaitlyn Cote, Mark Crammer, Tommy Crumpton, Lucas Downs, Phil Ellsworth, Emily Goad, Carly Gough, Jim Graham, Tanner Hall, Zach Hanby, Brian Hennessy, Lawton Hilliard, Annemarie Jacques, Ashley Jones, Allen Kee, Joshua Kelly, Craig Mahaffey, Mark McClinnis, Bradley Moore, Jim Moriarty, Roy Phillipott, David Platt, Justin Pondexter, Dawson Powers, Josh Priddy, Randy Rampey, Whitley Ruffin, Ken Scar, Ben Solomon, Glenn Spake, David Sparks, Vern Verna, Bob Waldrop, Chas Williams, Maddie Williams, Josh Wilson, Patrick Wright, NFL. Also, special thanks to the late **Earle "Pepper" Martin**, who donated thousands of photos in all sports to the athletic department over the years.

PRINTING

Martin Printing Co. (Easley, S.C.)



THE CLEMSON FOOTBALL STANDARD

MOST WINS SINCE 2015

Clemson's recent success on the field has been particularly pronounced in the midst of Clemson's five-year streak of College Football Playoff appearances since 2015. Clemson leads Alabama for the most wins in the country during that span, while the teams have each won two national championships during that time frame.

MOST WINS (2015-19)

| Rk | School | W | L | Pct. |
|----|-------------------|-----------|----------|--------------|
| 1. | Clemson | 69 | 5 | 0.932 |
| 2. | Alabama | 66 | 6 | 0.917 |
| 3. | Ohio State | 61 | 7 | 0.897 |
| 4. | Oklahoma | 58 | 10 | 0.853 |
| 5. | Appalachian State | 54 | 12 | 0.818 |
| | Georgia | 54 | 15 | 0.783 |

Clemson's 69 wins during the 2015-19 seasons represented the most in a five-year period in the AP Poll era (since 1936).

MOST WINS IN A FIVE-YEAR SPAN (AP POLL ERA)

| Rk | School | Years | Streak |
|----|----------------|----------------|-----------|
| 1. | Clemson | 2015-19 | 69 |
| 2. | Alabama | 2014-18 | 67 |
| 3. | Alabama | 2015-19 | 66 |
| 4. | Clemson | 2014-18 | 65 |

Clemson has a 111-16 record since starting its current stretch of 10-win seasons in 2011. Only Alabama (114-12) has more wins since 2011. The Tigers also have the second-highest winning percentage (.874) in that time frame.

MOST WINS (2011-19)

| Rk | School | W | L | Pct. |
|-----|-----------------|------------|-----------|--------------|
| 1. | Alabama | 114 | 12 | 0.905 |
| 2. | Clemson | 111 | 16 | 0.874 |
| 3. | Ohio State | 105 | 17 | 0.861 |
| 4. | Oklahoma | 97 | 23 | 0.808 |
| 5. | Boise State | 95 | 25 | 0.792 |
| 6. | Georgia | 93 | 29 | 0.762 |
| 7. | Louisiana State | 92 | 26 | 0.780 |
| 8. | Wisconsin | 91 | 32 | 0.740 |
| 9. | Oregon | 89 | 31 | 0.742 |
| 10. | Florida State | 86 | 33 | 0.723 |
| | Stanford | 86 | 34 | 0.717 |

12-WIN SEASONS

Clemson has reached 12 wins in five consecutive seasons, the longest active streak of 12-win seasons and one of only four such streaks in major college football history, joining Alabama (five from 2014-18), Penn (seven from 1892-98) and Yale (five from 1888-92).

STREAKS OF 12-WIN SEASONS

| Rk | School | Years | Streak |
|----|----------------|----------------|-----------|
| 1. | Penn | 1892-98 | 7 |
| 2. | Clemson | 2015-19 | *5 |
| | Alabama | 2014-18 | 5 |
| | Yale | 1888-92 | 5 |
| 5. | Ohio State | 2012-15 | 4 |
| | Boise State | 2008-11 | 4 |

* - active streak

Even at lower thresholds, Clemson's streak of success would remain impressive. Of the 130 active FBS schools, only 30 programs won at least six games in all five seasons from 2015-19. That number dips to 12 when pushing the win total to eight, and drops all the way to four (Clemson, Alabama, Oklahoma, Ohio State) when setting the bar at 10 wins.

SEASON WIN STREAKS SINCE 2015

| Five-year streaks of... | FBS Teams |
|-------------------------|-----------|
| At least 6 wins | 30 |
| At least 7 wins | 23 |
| At least 8 wins | 12 |
| At least 9 wins | 6 |
| At least 10 wins | 4 |
| At least 11 wins | 4 |
| At least 12 wins | 1 |

10-WIN SEASONS

Clemson enters the 2020 season riding a streak of nine consecutive seasons with 10+ wins. The program's ninth consecutive 10-win season in 2019 made Clemson only the fourth program in FBS history to record at least nine consecutive 10-win seasons, tying the 2001-09 Texas Longhorns for the third-longest streak on record.

With another 10-win season in 2020, Clemson would become only the third program in FBS history to produce a "double-double," or double-digit wins in a double-digit number of consecutive seasons.

The record for consecutive 10-win seasons is 14, set by Florida State (1987-2000). Alabama is the only other program with an active streak of at least nine straight 10-win seasons.

The Tigers have 16 10-win seasons in school history, with more than half coming in the last nine years under head coach Dabo Swinney. The 2019 season was Clemson's sixth with at least 12 wins, with Swinney sitting at the helm for five of them.

CONSECUTIVE 10-WIN SEASONS

| Rk | School | Years | Streak |
|----|---------------------|----------------|-----------|
| 1. | Florida State | 1987-00 | 14 |
| 2. | Alabama | 2008-19 | *12 |
| 3. | Clemson | 2011-19 | *9 |
| | Texas | 2001-09 | 9 |
| 5. | Ohio State | 2012-19 | *8 |
| | Virginia Tech | 2004-11 | 8 |
| | Miami (Fla.) | 1985-92 | 8 |
| 8. | Oregon | 2008-14 | 7 |
| | Boise State | 2006-12 | 7 |
| | Southern California | 2002-08 | 7 |

* - active streak

ACTIVE STREAKS OF 10-WIN SEASONS

| Rk | School | Years | Streak |
|----|-----------------|----------------|----------|
| 1. | Alabama | 2008-19 | 12 |
| 2. | Clemson | 2011-19 | 9 |
| 3. | Ohio State | 2012-19 | 8 |
| 4. | Oklahoma | 2015-19 | 5 |
| 5. | Georgia | 2017-19 | 3 |
| | Notre Dame | 2017-19 | 3 |
| | Central Florida | 2017-19 | 3 |

A LOOK BACK AT THE 2010s

Head Coach Dabo Swinney can vividly recall the looks he received when he said Clemson was on the cusp of the winningest decade in program history following a 2010 campaign in which the Tigers finished 6-7. In 2017, that vision became a reality with two seasons to spare when Clemson collected its 88th win of the decade in the ACC Championship Game against Miami (Fla.) to surpass the Tigers of the 1980s (87) for most wins in any decade in school history.

With a rivalry win against South Carolina to close the 2018 regular season, Clemson reached triple digits in wins in a decade for the first time in program history. Included below are the schools that have accomplished that feat.

100 WINS BY DECADE

| Decade | Teams |
|--------|---|
| 1890s | Penn (124), Yale (116), Princeton (107), Harvard (103) |
| 1900s | Yale (100), Penn (100) |
| 1910s | None |
| 1920s | None |
| 1930s | None |
| 1940s | None |
| 1950s | None |
| 1960s | None |
| 1970s | Alabama (103), Oklahoma (102) |
| 1980s | Nebraska (103), Brigham Young (102) |
| 1990s | Florida State (109), Nebraska (108), Florida (102) |
| 2000s | Boise State (112), Oklahoma (110), Texas (110), Ohio State (102), Florida (100) |
| 2010s | Alabama (124), Clemson (117) , Ohio State (117), Oklahoma (109), Boise State (107), Wisconsin (102), LSU (102) |

Note: FBS programs; wins credited to seasons (e.g., bowl wins in January 2020 credited to teams' 2019 campaign).

CONFERENCE TITLE SEASONS

| Year | Conf. | Overall | Conf. | Head Coach | AP,Coach |
|-------|-------|---------|-------|--------------|----------|
| 1900 | SIAA | 6-0 | 3-0 | John Heisman | |
| 1902 | SIAA | 6-1 | 5-1 | John Heisman | |
| 1903* | SIAA | 4-1-1 | 2-0-1 | John Heisman | |
| 1906* | SIAA | 4-0-3 | 4-0 | Bob Williams | |
| 1940 | SoCon | 6-2-1 | 4-0 | Frank Howard | |
| 1948 | SoCon | 11-0 | 5-0 | Frank Howard | 11,NP |
| 1956 | ACC | 7-2-2 | 4-0-1 | Frank Howard | 19,NR |
| 1958 | ACC | 8-3 | 5-1 | Frank Howard | 12,13 |
| 1959 | ACC | 9-2 | 6-1 | Frank Howard | 11,11 |
| 1965* | ACC | 5-5 | 4-3 | Frank Howard | |
| 1966 | ACC | 6-4 | 6-1 | Frank Howard | |
| 1967 | ACC | 6-4 | 6-0 | Frank Howard | |
| 1978 | ACC | 11-1 | 6-0 | Charlie Pell | 6,6 |
| 1981 | ACC | 12-0 | 6-0 | Danny Ford | 1,1 |
| 1982 | ACC | 9-1-1 | 6-0 | Danny Ford | 8,NR |
| 1986 | ACC | 8-2-2 | 5-1-1 | Danny Ford | 17,19 |
| 1987 | ACC | 10-2 | 6-1 | Danny Ford | 12,10 |
| 1988 | ACC | 10-2 | 6-1 | Danny Ford | 9,8 |
| 1991 | ACC | 9-2-1 | 6-0-1 | Ken Hatfield | 18,17 |
| 2011 | ACC | 10-4 | 6-2 | Dabo Swinney | 22,22 |
| 2015 | ACC | 14-1 | 8-0 | Dabo Swinney | 2,2 |
| 2016 | ACC | 14-1 | 7-1 | Dabo Swinney | 1,1 |
| 2017 | ACC | 12-2 | 7-1 | Dabo Swinney | 4,4 |
| 2018 | ACC | 15-0 | 8-0 | Dabo Swinney | 1,1 |
| 2019 | ACC | 14-1 | 8-0 | Dabo Swinney | 2,2 |

* - tied; SIAA - Southern Intercollegiate Athletic Association

CONFERENCE CHAMPIONSHIPS BY ACC MEMBERS

| School | SIAA | SoCon | ACC | BEC | SEC | Total |
|-----------------|----------|----------|-----------|-----|-----|-----------|
| Clemson | 4 | 2 | 19 | | | 25 |
| Duke | | 11 | 7 | | | 18 |
| Florida State | | | 15 | | | 15 |
| Georgia Tech | 5 | 2 | 1 | | 5 | 13 |
| Maryland^ | | 2 | 9 | | | 11 |
| Miami (Fla.) | | | | 9 | | 9 |
| North Carolina | 1 | 3 | 5 | | | 9 |
| Virginia Tech | | 1 | 4 | 3 | | 8 |
| NC State | | | 7 | | | 7 |
| Syracuse | | | | 5 | | 5 |
| Louisville | | | | 3 | | 3 |
| Pittsburgh | | | | 2 | | 2 |
| Wake Forest | | | 2 | | | 2 |
| Virginia | | | 2 | | | 2 |
| Boston College | | | | 1 | | 1 |
| South Carolina^ | | | 1 | | | 1 |

^ - former member

"Transformative," Swinney called the decade of the 2010s prior to the College Football Playoff National Championship Game. "We've transformed Clemson, and the next decade is the Roaring Twenties. I heard those were great. Hopefully we can relive those."

Clemson finished the decade of the 2010s with 117 victories, tied for the third-most victories in a decade in major college football history since the 1890s, trailing only Penn (124 in the 1890s) and Alabama (124 in the 2010s). Clemson registered a 117-22 record during the decade of the 2010s, an 84.1 winning percentage that represented the best for any decade in school history.

In the 1980s, Clemson had a .767 winning percentage (87-25-4), the nation's fifth-best winning percentage. Clemson did not have a losing season in any year in the 1980s under Danny Ford, who coached every game in that decade.

Dabo Swinney has coached every game in the decade of the 2010s, and with Clemson registering another winning season in 2019, it finished the decade with nine winning seasons and just one losing season (6-7 in 2010).

CLEMSON'S WINNINGEST DECADES

| Rk | Decade | W-L-T | Win % | WS |
|----|--------------|-----------------|-------------|--------------|
| 1. | 2010s | 117-23-0 | .836 | 9-1-0 |
| 2. | 1980s | 87-25-4 | .767 | 9-0-1 |
| 3. | 1950s | 64-32-5 | .658 | 7-2-1 |
| 4. | 1890s | 11-6-0 | .647 | 3-0-1 |
| 5. | 1900s | 40-21-7 | .640 | 7-1-2 |

WS - winning seasons



THE CLEMSON FOOTBALL STANDARD

FINALLY 15

At 15-0 in 2018, Clemson became the first team in the modern era to record 15 wins in a season. Previously, the last major college football team to finish 15-0 had been Penn in 1897.

15-WIN SEASONS

| Rk. | School | Year | Record |
|-----|-----------------|-------------|-------------|
| 1. | Chicago | 1899 | 16-0-2 |
| | Yale | 1894 | 16-0 |
| | Yale | 1889 | 16-1 |
| 4. | Clemson | 2018 | 15-0 |
| | Penn | 1897 | 15-0 |
| | Chicago | 1896 | 15-2-1 |
| | Penn | 1892 | 15-1 |
| | Louisiana State | 2019 | 15-0 |

Note: Major college football history.

FIVE LEAGUE TITLES IN A ROW

Clemson won its fifth straight ACC championship in 2019, as the Tigers and the Oklahoma Sooners both became the first programs in an active FBS conference since the 1971-75 Alabama Crimson Tide to win five consecutive outright titles.

POWER FIVE CONFERENCE CHAMPIONS (2015-19)

| Conference | 2015 | 2016 | 2017 | 2018 | 2019 |
|------------|----------------|------------|------------|------------|------------|
| ACC | Clemson | Clemson | Clemson | Clemson | Clemson |
| B10 | Michigan State | Penn State | Ohio State | Ohio State | Ohio State |
| B12 | Oklahoma | Oklahoma | Oklahoma | Oklahoma | Oklahoma |
| P12 | Stanford | Washington | USC | Washington | Oregon |
| SEC | Alabama | Alabama | Georgia | Alabama | LSU |

Clemson had already been the first ACC school to win four outright titles in a row prior to extending the streak to five in 2019. Florida State was a champion or co-champion nine years in a row from 1992-00, but never won more than three outright in a row.

Clemson's success in the conference championship game era is unprecedented, as in 2019, Clemson became the first school since the formation of conference championship games in 1992 to win five consecutive conference title games.

CONSECUTIVE LEAGUE TITLE GAME WINS

| Rk | School | Conference | Streak | Years |
|----|----------------|------------|-----------|----------------|
| 1. | Clemson | ACC | *5 | 2015-19 |
| 2. | Florida | SEC | 4 | 1993-96 |
| 3. | Oklahoma | Big 12 | *3 | 2017-19 |
| | Alabama | SEC | 3 | 2014-16 |
| | Florida State | ACC | 3 | 2012-14 |
| | Oklahoma | B12 | 3 | 2006-08 |

* - active streak; Note: Power Five Conference schools (1992-2019).

POWER OVER THE POWER FIVE

Early in his head coaching tenure, Dabo Swinney laid out his belief to then-Clemson athletic director Terry Don Phillips that the Tigers needed to add tough non-conference challenges on top of their tests in ACC play to serve as a foundation for the program's growth.

"I had a conversation with Terry Don and said, 'Terry Don, I know we are not very good right now, but we need to play people because that is going to help me teach and help me develop the culture and the mindset that you have to have to win at the highest level,'" recounted Swinney. "I didn't think we had that, and that's what we committed to. That's what we've done."

That scheduling philosophy and culture change has resonated in the Clemson program, and since 2013, no team can claim more wins against Power Five Conference opponents than the Tigers.

WINS VS. P5 OPPONENTS SINCE 2013

| Rk | School | Wins |
|-----|---------------------|-----------|
| 1. | Clemson | 76 |
| 2. | Ohio State | 69 |
| 3. | Alabama | 68 |
| 4. | Oklahoma | 64 |
| 5. | Georgia | 56 |
| 6. | Stanford | 54 |
| 7. | Wisconsin | 52 |
| | Oregon | 52 |
| 9. | Southern California | 51 |
| 10. | Florida State | 49 |

Note: includes victories against independent Notre Dame, which has College Football Playoff access equivalent with Power Five Conferences

ESTEEMED COMPANY

Head Coach Dabo Swinney's run of excellence in his decade-plus at Clemson has placed him in the company of college football legends.

Swinney enters the 2020 season with a winning percentage of 80.7, sitting as one of only 13 head coaches in history with at least 10 seasons of FBS head coaching experience to post a mark of .800 or better. That list presently includes Knute Rockne (.881), Frank Leahy (.864), Urban Meyer (.854), George Woodruff (.846), Barry Switzer (.837), Tom Osborne (.836), Fielding Yost (.833), Percy Haughton (.832), Bob Neyland (.826), Bud Wilkinson (.826), Jock Sutherland (.812), and Bob Devaney (.806).

Among the legends Swinney has already passed are College Football Hall of Famers Bo Schembechler (.775), Bear Bryant (.780) and Henry Williams (.785).

In early November 2019, Swinney recorded his 125th win in his 155th career game. Per records available via Sports Reference, he became the 10th-fastest coach to reach 125 career wins in terms of games coached.

FEWEST GAMES TO REACH 125 WINS

| Rk | Coach | Seasons | Games |
|-----|---------------------|-----------|------------|
| 1. | George Woodruff | 11 | 142 |
| 2. | Urban Meyer | 12 | 148 |
| | Bob Neyland | 15 | 148 |
| 4. | Chris Petersen | 12 | 151 |
| 5. | Joe Paterno | 14 | 153 |
| | Fielding Yost | 19 | 153 |
| | Barry Switzer | 13 | 153 |
| | Bud Wilkinson | 15 | 153 |
| 9. | Henry Williams | 19 | 154 |
| 10. | Dabo Swinney | 12 | 155 |

Note: Major college football wins; data via Sports Reference.

STAFF CONTINUITY

Clemson has become a beacon of stability in the increasingly unstable environment of college football. Clemson Head Coach Dabo Swinney enters his 18th overall season at Clemson in 2020, including his 12th

CLEMSON BECAME THE FIRST FBS PROGRAM TO WIN FIVE CONSECUTIVE CONFERENCE CHAMPIONSHIP GAMES IN 2019.



THE CLEMSON FOOTBALL STANDARD



CLEMSON CONTINUES TO BE A MODEL IN THE CLASSROOM UNDER HEAD COACH DABO SWINNEY.

full season as head coach (and his 13th including an interim stint in 2008).

Since the start of Swinney's first season as full-time head coach in 2009, there have been 392 head coaching tenures in the FBS, but only one such tenure at Clemson. Clemson and Duke are the only schools in the ACC with only one head coach since the start of the 2009 season, and among the 11 schools ever to qualify for the College Football Playoff, only Clemson and Alabama have had only one head coach since the 2009 season.

HEAD COACHES SINCE 2009 (ACC SCHOOLS)

| Rk | School | No. | Coach(es) |
|-----|--------------------|-----|--|
| 1. | Clemson | 1 | Swinney |
| | Duke | 1 | Cutcliffe |
| 3. | Georgia Tech | 2 | Johnson, Collins |
| | North Carolina St. | 2 | O'Brien, Doeren |
| | Virginia Tech | 2 | Beamer, Fuente |
| | Wake Forest | 2 | Grobe, Clawson |
| 7. | Boston College | 3 | Spaziani, Addazio, Hafley |
| | Syracuse | 3 | Shafer, Marrone, Babers |
| | Virginia | 3 | Groh, London, Mendenhall |
| 10. | Florida State | 4 | Bowden, Fisher, Taggart, Norvell |
| | Louisville | 4 | Kragthorpe, Strong, Petrino, Satterfield |
| | Miami (Fla.) | 4 | Shannon, Golden, Richt, Diaz |
| | North Carolina | 4 | Davis, Withers, Fedora, Brown |
| | Pittsburgh | 4 | Wannstedt, Graham, Chryst, Narduzzi |

Note: Full-time head coaches

HEAD COACHES SINCE 2009 (CFP SCHOOLS)

| Rk | School | No. | Coach(es) |
|-----|-----------------|-----|----------------------------------|
| 1. | Clemson | 1 | Swinney |
| | Alabama | 1 | Saban |
| 3. | Georgia | 2 | Richt, Smart |
| | Louisiana State | 2 | Miles, Orgeron |
| | Michigan State | 2 | Dantonio, Tucker |
| | Notre Dame | 2 | Weis, Kelly |
| | Oklahoma | 2 | Stoops, Riley |
| 8. | Oregon | 3 | Kelly, Helfrich, Cristobal |
| | Washington | 3 | Sarkisian, Petersen, Lake |
| 10. | Florida State | 4 | Bowden, Fisher, Taggart, Norvell |
| | Ohio State | 4 | Tressel, Fickell, Meyer, Day |

The Tigers' continuity at head coach with Swinney at the helm has helped create continuity throughout the entire coaching staff. This season's Clemson staff is one of only six at the FBS level to feature at least four coaches (head coach and/or full-time assistants) who have been with their current program for at least 10 seasons in 2020.

ACC WINNING STREAKS

Clemson has won 43 of its last 45 contests against ACC opponents, including ACC Championship Game victories against North Carolina (2015), Virginia Tech

(2016), Miami (Fla.) (2017), Pittsburgh (2018) and Virginia (2019).

Clemson has won its most recent game against every ACC team and owns a streak of at least two wins against 12 of the 13 squads.

ACTIVE WINNING STREAKS VS. ACC TEAMS

| Opponent | CU Win Streak | Last Clemson Loss in Series |
|----------------|---------------|-----------------------------------|
| Wake Forest | 11 | 2008 at Wake Forest, 7-12 |
| Boston College | 9 | 2010 at Boston College, 10-16 |
| NC State | 8 | 2011 at NC State, 13-37 |
| Louisville | 6 | Has never beaten Clemson |
| Duke | 5 | 2004 at Duke, 13-16 |
| Virginia Tech | 5 | 2007 at Clemson, 23-41 |
| Georgia Tech | 5 | 2014 at Georgia Tech, 6-28 |
| Florida State | 5 | 2014 at Florida State, 17-23 (OT) |
| North Carolina | 4 | 2010 at North Carolina, 16-21 |
| Virginia | 4 | 2004 at Virginia, 10-30 |
| Miami (Fla.) | 2 | 2010 at Clemson, 21-30 |
| Syracuse | 2 | 2017 at Syracuse, 24-27 |
| Pittsburgh | 1 | 2016 at Clemson, 42-43 |

Note: Clemson also won its last four games against Maryland prior to the Terrapins' exit from the ACC. The Terrapins' last win over Clemson came in 2009 at Maryland.

ALL-TIME ACC LEADERS

Since the conference's founding in 1953, no program has won more regular season games in Atlantic Coast Conference play than Clemson.

MOST WINS IN REGULAR-SEASON ACC PLAY

| Rk | School (Joined) | Wins |
|-----|-----------------------|------|
| 1. | Clemson (1953) | 298 |
| 2. | North Carolina (1953) | 235 |
| 3. | NC State (1953) | 226 |
| 4. | Virginia (1954) | 184 |
| 5. | Florida State (1992) | 172 |
| 6. | Duke (1953) | 160 |
| 7. | Georgia Tech (1979) | 150 |
| 8. | Wake Forest (1953) | 146 |
| 9. | Virginia Tech (2004) | 89 |
| 10. | Miami (Fla.) (2004) | 71 |
| 11. | Boston College (2005) | 56 |
| 12. | Pittsburgh (2013) | 33 |
| 13. | Louisville (2014) | 26 |
| 14. | Syracuse (2013) | 19 |

Note: Active ACC members

BOWL SUCCESS UNDER SWINNEY

Clemson has posted a 10-6 bowl record under Head Coach Dabo Swinney, including an 9-3 mark in its last 10 bowl games dating to the 2012 season.

Clemson's nine bowl victories since 2012 under Swinney have not come against run-of-the-mill opponents. Most of Swinney's bowl wins since 2012 have come against national-championship-winning head coaches at various levels, including victories over Les

Miles, Urban Meyer, Bob Stoops, Nick Saban and Brian Kelly.

SWINNEY'S BOWL WINS SINCE 2012

| Year | Opponent | Score | Head Coach |
|------|-----------------|-------|-------------|
| 2012 | Louisiana State | 25-24 | Les Miles |
| 2013 | Ohio State | 40-35 | Urban Meyer |
| 2014 | Oklahoma | 40-6 | Bob Stoops |
| 2015 | Oklahoma | 37-17 | Bob Stoops |
| 2016 | Ohio State | 31-0 | Urban Meyer |
| | Alabama | 35-31 | Nick Saban |
| 2018 | Notre Dame | 30-3 | Brian Kelly |
| | Alabama | 44-16 | Nick Saban |
| 2019 | Ohio State | 29-23 | Ryan Day |

ACADEMIC EXCELLENCE

- Of 267 eligible players who completed their athletic eligibility at Clemson and/or graduated early in Dabo Swinney's 11 full years as head coach, 262 (98 percent) have earned a degree during their time at Clemson.
- In 2018, in addition to becoming major college football's first 15-0 team since 1897, Clemson recorded a program-record 66 student-athletes with a 3.0 or better GPA in the midst of setting a program record for team GPA. Last year, Clemson produced 61 student-athletes with a 3.0 or better, the second-most in program history.
- Clemson set a program record in APR in the NCAA's most recent figures released in May 2020, recording a multi-year APR score of 993 for the 2018-19 academic year. The performance marked the third straight year Clemson broke its program record in the metric after breaking its 992 from 2017-18, which had broken its 987 mark from 2016-17.
- Clemson's 993 multi-year APR ranked fourth in the Power Five and fifth among FBS programs, trailing only Washington (999), Ole Miss (997), Northwestern (995) and Air Force (995). That metric covered a four-year span in which Clemson matched its off-field success with on-field accolades that included a 55-4 record, four College Football Playoff appearances and two national championships.
- Clemson is one of only nine FBS programs to produce a 985+ multi-year APR in each of the past three cycles, joining Air Force, Boston College, Duke, Navy, Nevada, Northwestern, Stanford and Washington.
- The NCAA recognized Clemson with its annual APR Public Recognition Award, which is bestowed upon programs ranking in the Top 10 percent of their respective sports. Only 37 of the 130 FBS programs have earned at least one APR recognition since the 2009-10 academic year. Only 30 of them have

THE CLEMSON FOOTBALL STANDARD

earned it multiple times. Clemson, Duke and Northwestern are the only ones to earn the award nine or more times in that 10-year span.

- Clemson is one of only six FBS programs with an active streak of having earned an APR Public Recognition Award in each of the last three academic years, a group that also includes Air Force, Boston College, Navy, Northwestern and Washington.
- With its most recent award for the 2018-19 academic year, Clemson is now the only FBS program since the NCAA created the APR metric in 2003 to win a national championship and an APR Public Recognition Award in the same year multiple times. Alabama is the only other school to accomplish the title/APR double in a single year once (2011-12 academic year).
- Clemson ranked in the top 10 percent among FBS schools in APR scores for six consecutive years (2010-16). Clemson was the only FBS program nationally to finish each in the top 25 of the AP poll and in the top 10 percent of APR scores every season between 2011-15.
- In 2018, Christian Wilkins became the first William V. Campbell Trophy winner in school history, collecting the award known colloquially as the "Academic Heisman Trophy." He became the fifth player in the award's history, and the first in the College Football Playoff era, to earn the honor and a national championship in the same season, joining Alabama's Barrett Jones (2012), Miami's Joaquin Gonzales (2001), Florida's Danny Wuerffel (1996) and Nebraska's Rob Zatechka (1994).
- Chad Carson and Kyle Young were first-team Academic All-Americans in the 2000 and 2001 seasons. Clemson was the only Division I school in the nation with two first-team picks each year. Young was a first-team Academic All-American from 1999-01 and became just the second ACC player in history to be a three-time, first-team selection. He is one of just two offensive linemen in college football history to be a three-time, first-team Academic All-American. He is currently an associate athletic director for Clemson Athletics.
- Dalton Freeman was an All-American on the field and off the field in 2012. He was a first-team All-America center according to AFCA and second-team Academic All-American by CoSIDA.
- Deshaun Watson passed 37 hours during the 2015-16 academic year and threw 35 touchdown passes. He was first quarterback on record to accomplish 35 of each in same academic year.
- Only eight players that applied for early entry for the NFL Draft had their degrees at the 2017 NFL Combine. Four of the eight (Deshaun Watson, Wayne Gallman, Artavis Scott and Mike Williams) were from Clemson.
- Entering the bowl season of its 2018 national championship campaign, Clemson's roster featured 26 graduates, the most of any bowl team.

ALL-STAR SELECTIONS

- Clemson has a history of decorated football players. It boasts 95 players who have earned first, second or third-team All-America honors in its history. The list includes seven players who were named at the end of the 2018 season, the third straight season Clemson produced at least seven All-Americans. Clemson produced four All-Americans, including a unanimous selection (Isaiah Simmons) and an additional consensus selection (John Simpson), in 2019.
- In 2019, Simmons became the sixth unanimous All-American in Clemson history, joining Terry Kinard (1982), Gaines Adams (2006), C.J. Spiller (2009), Da'Quan Bowers (2010) and Christian Wilkins (2018).
- In 2018, Wilkins joined William Perry, Levon Kirkland, Anthony Simmons and Sammy Watkins as three-time All-Americans from Clemson. Clelin Ferrell

joined Terry Kinard as the only two-time, first-team AP All-Americans in Clemson history with his second consecutive selection. Ferrell also won the Ted Hendricks Award as the nation's top defensive end, joining Da'Quan Bowers as one of two Hendricks Award winners in Clemson history.

- The 2019 season marked the second straight year in which Clemson captured ACC Player of the Year (Travis Etienne), Offensive Player of the Year (Etienne) and Defensive Player of the Year (Isaiah Simmons). It marked the fifth time that one team swept all three awards since the inception of the offensive and defensive honors in 1993, but it represented the first time a program had accomplished a sweep of the three awards in consecutive years.
- A year earlier, Clemson swept honors for ACC Coach of the Year (Dabo Swinney), ACC Player of the Year (Etienne), ACC Offensive Player of the Year (Etienne) and ACC Defensive Player of the Year (Clelin Ferrell), becoming the first school to do so since Maryland in 2001. Expanded to include Trevor Lawrence's selection as Offensive Rookie of the Year, Clemson was the first program to secure all those conference honors since Florida State in 1997.
- Vic Beasley was a two-time first-team All-American and the first Clemson player since Bennie Cunningham to be a two-time All-American, Clemson graduate and first-round pick (1976 NFL Draft). Wilkins and Ferrell later accomplished the feat in the 2019 NFL Draft.
- Sammy Watkins, who was the No. 4 overall pick of the 2014 NFL Draft, was the first player in Clemson history to be named a first-team All-American by at least one service in three different seasons. Wilkins became the second such player in school history in 2018.
- When Watkins was named a first-team All-American as a first-year freshman in 2011, he joined Georgia's Herschel Walker (1980), San Diego State's Marshall Faulk (1991) and Oklahoma's Adrian Peterson (2004) as the only first-year freshmen non-kickers in history to earn AP First-Team All-America honors.
- Clemson has had eight players win 11 national position awards since 2010. Deshaun Watson won the Manning Award and the Davey O'Brien Award as the top quarterback in 2015 and 2016. He also won the Utrius Award in 2016 and the Chic Harley Award. He won the Archie Griffin Award as top player in the nation in 2015, and the award also collected by Trevor Lawrence in 2018. Dwayne Allen won the Mackey Award as the top tight end in 2011 and Da'Quan Bowers won the Bronko Nagurski Award as the top defensive player in 2010. Bowers also won the Ted Hendricks Award in 2010, which Clelin Ferrell won in 2018. Ben Boulware won the Jack Lambert Award as the top linebacker in 2016. Christian Wilkins won the Willis Award as the top defensive lineman in 2017. Isaiah Simmons won the Butkus Award in 2019 as the nation's top linebacker.
- Clemson has had at least one All-American 40 of the last 43 years. In Dabo Swinney's 11 full seasons as head coach, he has had at least two All-Americans each year and 28 different players have made a first-team All-America squad. Sammy Watkins, Vic Beasley, Deshaun Watson, Clelin Ferrell, Christian Wilkins and Travis Etienne were all multi-time selections.
- Clemson has had at least one First-Team All-ACC player each of the last 43 years, the longest active streak and the longest overall streak in ACC history. In 2019, Clemson had a league-leading 16 players named First, Second or Third-Team All-ACC, two shy of the program record set in 2018.
- Clemson had nine players named to the ACC's 50-Year Anniversary team, more than any other school. The list of honorees shows the balance of the program over the years, as every area of a football team (by position) was represented. The nine players were Joe Bostic, Jerry Butler, Bennie Cunningham, Jeff Da-

vis, Steve Fuller, Terry Kinard, Michael Dean Perry, William Perry and Anthony Simmons. All nine players were All-Americans during at least one season at Clemson and played in the NFL.

BOWL HISTORY

- Clemson enters 2020 having earned a bowl berth in each of the last 15 seasons, the second-longest streak in the ACC and the eighth-longest streak in the nation. The 15-year streak more than doubles the second-longest streak in school history (seven from 1985-91). Clemson is 11-8 in bowls in that stretch, including two bowl games in 2015, 2016, 2018 and 2019 as part of the College Football Playoff.
- Clemson's 25 all-time bowl wins are the second-most of any current ACC institution and rank tied for the 11th-most in college football history.
- Clemson won a bowl game every year from 2012-16 against a program led by a head coach who won a national title at some point in his career. That includes two in 2016, when the Tigers beat Urban Meyer (Ohio State) and Nick Saban (Alabama). Clemson added an additional win over Saban's Alabama squad in 2018.
- Thirteen of Clemson's 25 bowl wins have come against coaches who have won the FBS National Championship at some point in their careers. That includes wins over Les Miles (Louisiana State) in 2012, Urban Meyer (Ohio State) in 2013 and 2016, Bob Stoops (Oklahoma) in 2014 and 2015, and Nick Saban in 2016 and 2018. A 14th win can be claimed with that figure when including national championships at all levels, as Clemson defeated Notre Dame and Head Coach Brian Kelly, who won two Division II titles at Grand Valley State, in the 2018 Cotton Bowl.
- Clemson's first bowl game was a 6-3 victory over Boston College and Head Coach Frank Leahy in the 1940 Cotton Bowl. Clemson did not return to the Cotton Bowl until 2018, defeating Notre Dame, 30-3, in a College Football Playoff semifinal during a 15-0 national championship campaign.
- Clemson is 8-1 in its history in bowl games against Nebraska, Ohio State and Oklahoma, three of the top-six programs in college football history in terms of wins. Clemson is the only program to have beaten Oklahoma three times in bowl play and is one of only three schools with multiple bowl victories over the Sooners to its credit. The Tigers are 4-0 vs. Ohio State and 1-1 vs. Nebraska. Including a 1-0 mark against Notre Dame and 2-2 record against Alabama, Clemson is 11-3 in bowls all-time against the seven winningest programs in major college football history.
- Clemson won five straight bowl games between the 1986 and 1990 seasons. Clemson defeated Stanford, Penn State, Oklahoma, West Virginia and Illinois during its bowl winning streak. Clemson produced a streak of bowl wins in five straight seasons across seven bowl games from 2012-16.
- Hall of Fame Head Coach Woody Hayes suffered his final defeat against the Tigers in the 1978 Gator Bowl. Overall, Clemson has defeated 10 head coaches in bowl games who are enshrined in the College Football Hall of Fame.

CHAMPIONSHIP TRADITION

- The Tigers were named national champions by every service in 1981, 2016 and 2018. In 1981, Clemson was the only school in the nation with a perfect record (12-0). It included three wins over top-10 teams (Georgia, Nebraska, North Carolina), the only team to beat three top-10 teams in 1981.
- The 1981 team had five All-Americans, including first-team selections Jeff Davis, Terry Kinard and Perry Tuttle. Thirty-one players on the 1981 squad were eventually drafted by the NFL and 22 players eventually played in the NFL. Twenty-three different players on the 1981 roster were First-Team All-ACC selections at one time during their Clemson careers.

THE CLEMSON FOOTBALL STANDARD

- Clemson won its second national title in 2016 with a 14-1 record. The Tigers played the nation's toughest schedule that year, beating six teams that finished in the top 25 of the AP poll. Eleven Clemson opponents that year finished with a winning record. The Tigers defeated No. 3 (Louisville), No. 2 Ohio State and No. 1 Alabama over the course of the season.
- Clemson earned its third national title in 2018 by becoming the first major college football team to post a 15-0 record since Penn in 1897. Clemson won its final 10 games of the season by 20 points or more and defeated No. 3 Notre Dame and No. 1 Alabama in the College Football Playoff by a combined score of 74-19.
- Since the ACC was formed, Clemson has more overall wins (504) and ACC wins (298 in regular season play) than any other school as a member.
- Clemson has won or been co-champions of the ACC Atlantic Division eight of the last 11 years (2009,11,12,15,16,17,18,19).
- Clemson won the 2011, 2015, 2016, 2017, 2018 and 2019 ACC Championships under Dabo Swinney. Clemson is 38-2 in ACC regular season play in the last five seasons while becoming the first team in ACC history to win five consecutive outright conference titles.
- All 11 of Clemson's signing classes since Swinney was named Clemson's full-time head coach has at least one ACC title to their credit in their four years at Clemson. Every signing class since 2012 has played in at least one College Football Playoff National Championship Game.
- In addition to its 19 ACC titles, Clemson won the Southern Conference title in 1940 and 1948 along with winning the Southern Intercollegiate Athletic Association in 1900, 1902, 1903 and 1906, giving the program 25 conference crowns, more than any other school in the ACC.

COACHING SUCCESS

- Dabo Swinney has a record of 130-31 in his head coaching career in 12 seasons. In 2017, he became just the fourth Division I coach to total 100 wins in his first 10 years. The others are Bob Stoops, Chris Petersen and Urban Meyer. In November 2019, Swinney recorded his 125th win in his 155th career game, becoming the 10th-fastest coach to reach 125 career wins in terms of games coached, behind George Woodruff, Urban Meyer, Bob Neyland, Chris Petersen, Joe Paterno, Fielding Yost, Barry Switzer, Bud Wilkinson and Henry Williams.
- With his 130 wins, Swinney is already third in history in coaching wins as a member of the ACC. Bobby Bowden leads the way with 173, while Virginia's George Welsh ranks second with 136.
- Swinney has 18 wins over SEC teams in his career, most among active non-SEC coaches in that time period. He is 10-2 against the SEC in the last four years.
- Swinney won 12 coach-of-the-year honors in 2015, two ACC and 10 for national coach of the year. That included national coach of the year by Associated Press, ESPN, Sporting News, Walter Camp Foundation and the American Football Coaches Association. The former Alabama player also won the Bear Bryant Award in 2015, 2016 and 2018, becoming the first three-time winner in the award's history. Swinney also won the Gene Stallings Award and the FCA Coach-of-the-Year in 2014 and the Bobby Dodd Award in 2011. Swinney was inducted into the state of Alabama Hall of Fame in 2018 and was selected as honorary coach of the AFCA Good Works Team in 2019.
- A Clemson assistant coach was a Frank Broyles Award finalist in four straight years from 2015-18 and won the award in back-to-back years. Brent Venables was a finalist in 2015 and won the award in 2016. Tony Elliott won the award in 2017, and Jeff Scott was a finalist in 2018 (and semifinalist in 2019). The wins by Venables and Elliott in 2016-17 represented the

first time two different coaches from the same school won the award in consecutive years.

- Clemson has a legendary coaching history. Four former Tiger coaches (John Heisman, Frank Howard, Jess Neely and Danny Ford) are in the College Football Hall of Fame. Howard was Clemson's coach when the ACC was founded and promptly took the Tigers to six ACC titles. No coach had more league championships than Howard during his 30-year tenure in Tigertown. He concluded his career with 165 victories, and his 30-year tenure is still fifth-longest in NCAA history for a head coach serving at one school. His victory total was extraordinary considering Clemson played just 38 percent of the games at home during Howard's tenure.
- Danny Ford coached Clemson to the 1981 national championship and won six bowl games in his Tiger career. He was inducted into the College Football Hall of Fame in December 2017. His 76.0 winning percentage is fourth best in ACC history. He was the consensus national coach of the year in 1981, and he remains the youngest coach (33) to win a national title. He was inducted into the Clemson Ring of Honor in 2013.
- Tommy Bowden continued the tradition of outstanding Tiger coaches by leading the team to bowl games each of his first five years, the first coach in Clemson history to do that (Dabo Swinney since duplicated the accomplishment). He was named ACC Coach of the Year twice.

EXPOSURE

- Clemson is one of the most-televised teams in the nation every year. In 2019, all 15 games were on live television. That makes 72 of 74 over the last five years.
- Clemson has had at least 10 of its games televised each of the last 15 years.
- Clemson has played in the featured contest on ESPN's College GameDay 15 times since the 2015 season. Clemson is 13-2 in those contests, including victories in 11 of its 12 appearances since the start of the 2016 season.
- Clemson served as the host of ESPN College GameDay in October 2015 for a game against Notre Dame, a contest the Tigers won 24-22. Clemson served as host of ESPN College GameDay twice during the 2013 season, the only school that could make that claim. It marked the first time a school served as host for the program twice in one season since 2008. Clemson also served as host in 2016 for the Louisville game.
- The exposure has led to great home attendance figures in Memorial Stadium. Clemson has led the ACC in average home attendance each of the last 10 years and has finished in the top 20 in the nation in average home attendance every year since the 1981 season.
- The first game on ACC Network was Clemson vs. Georgia Tech from Death Valley on Aug. 29, 2019.

FORMER TIGERS

- Brian Dawkins had his No. 20 retired by the Philadelphia Eagles during the 2012 season. Dawkins played 13 seasons for the Eagles and was named to the Pro Bowl seven times while playing for that franchise and nine times overall. He became Clemson's first enshrinee in the Pro Football Hall of Fame in August 2018.
- The late Dwight Clark had his No. 87 retired by the San Francisco 49ers after he finished his career in 1987. He was a starter on the 49ers' Super Bowl teams from the 1981 and 1984 seasons. He is most famous for his game-winning catch on a pass from Joe Montana against Dallas in the 1982 NFC Championship Game. Clark was the NFL MVP in the 1982 season, the only former Tiger to win NFL MVP honors.
- Charlie Waters was a three-time Pro Bowl pick with the Dallas Cowboys. He played on two Super Bowl teams.

- Waters and Jeff Bostic were both named to ESPN's 40-Man Roster of Greatest Super Bowl players, released prior to Super Bowl XL.
- The Perry brothers (William, Michael Dean) were starters on Clemson's 1984 defense. Both were named to the ACC's 50-Year Anniversary team in 2002. William played on Clemson's 1981 National Championship team as a freshman, then on the Super Bowl champion Bears of 1985. Michael Dean played in six Pro Bowls with Cleveland and Denver, second-most among former Tigers. Both were named ACC Player of the Year during their careers, William in 1984 and Michael Dean in 1987. They are the only brother combination in ACC history that can make that claim.

HALL OF FAME

- Former Clemson consensus All-American and 1981 National Championship team captain Jeff Davis was inducted into the College Football Hall of Fame in 2007. Davis is regarded as one of the great leaders of any team in Tiger history. He registered 175 tackles on the 1981 team, leading the Tigers to a 12-0 record.
- Davis was the second member of Clemson's National Championship team to be enshrined in the College Football Hall of Fame. Terry Kinard was inducted in 2001. Both are members of the Clemson Ring of Honor, and were in the same recruiting class (1978). It is the only recruiting class in ACC history with two College Football Hall of Famers.
- Clemson had a special night in New York City on Dec. 11, 2001. That evening, Terry Kinard was inducted into the College Football Hall of Fame and Kyle Young was a recipient of a National Football Foundation Scholar-Athlete Award. Clemson was the only school in the nation with one of each in 2001.
- Terry Kinard was the first Tiger gridder to win a national individual award. He was named 1982 national defensive player-of-the-year by CBS. That year (his senior season), he was a unanimous first-team All-American, the first unanimous All-American in Clemson football history. He was named to the ACC's 50-Year Anniversary team in 2002, and he was also listed among the top-50 athletes in the history of the ACC, regardless of sport.
- Danny Ford became the fourth former Clemson coach to make the College Football Hall of Fame when he was inducted in December 2017.

NFL DRAFT PICKS

- Clemson has had at least one first-round draft choice seven of the last eight years. Clemson is one of only three schools with at least one first-round pick in at least seven of the last eight drafts, alongside Alabama and Florida.
- Clemson's seven selections in the 2020 NFL Draft gave Clemson at least six draft picks for the fourth time in five years. Clemson is one of only three schools with five or more picks in at least six of the seven most recent drafts (Alabama and Ohio State).
- The seven picks in 2020 gave Clemson a school-record 31 NFL Draft picks in the last five years, surpassing the 29 drafted across both the 2013-17 and 2015-19 drafts. Head Coach Dabo Swinney (64) ranks second among active head coaches in total draft picks since the 2009 NFL Draft, trailing only Alabama's Nick Saban.
- In the 2019 and 2020 NFL Drafts, Clemson produced multiple first-round picks in consecutive drafts for the first time in program history. Clemson, Alabama, Ohio State and Oklahoma were the only schools to produce multiple first-round picks in both the 2019 and 2020 NFL Drafts.
- In 2019, Clemson produced three players selected as defensive linemen from a single school in a single draft for the first time in NFL Draft history. (Note: In 2006, NC State's Mario Williams, Manny Lawson and



THE CLEMSON FOOTBALL STANDARD

John McCargo went with the Nos. 1, 22 and 26 picks, respectively, though Lawson was officially submitted as a linebacker.) Clemson's entire starting defensive line from 2018 was drafted in the first four rounds in a span of the draft's first 117 picks.

- Clemson is one of only seven schools in the nation with at least one draft pick from every offensive and defensive position group (QB, RB, WR, TE, OL, DE, DT, LB, CB, S) at some point during the last four drafts. Of those seven schools, Clemson is one of four with at least 10 picks on offense and at least 10 picks on defense.
- Clemson's seven picks were its fourth-most in a single draft in program history, trailing 1983 (10), 2016 (nine) and 1991 (eight). The seven selections in 2020 are Clemson's second-most in the seven-round era, trailing the nine selections in 2016.
- Clemson finished tied for fifth in the nation in 2020 NFL Draft picks. Clemson led the ACC, three players ahead of Miami, which finished second in the conference with four.
- Clemson has had at least one player selected by 29 of the 32 NFL franchises since 2003. The lone exceptions in that time frame are the Patriots, who last selected a Clemson player in 1991, and the Panthers and Ravens, who have never selected a Clemson player.
- The 2020 NFL Draft was the final one to feature members of the starting lineup of Clemson's 2018 defense that led the nation in scoring defense en route to winning the national championship. Those 11 starters accounted for five first-round picks, a second-round pick, a third-round pick, two fourth-round picks, a college free agent signing and a rookie minicamp tryout invitee (plus two additional college free agent signings who were not primary starters).

NFL INFLUENCE

- Thirty former Tigers have combined to win 38 Super Bowl championship rings, including three players (Bashaud Breeland, Dorian O'Daniel and Sammy Watkins) who won Super Bowl LIV with the Kansas City Chiefs following the 2019 season. Clemson's leader is Jeff Bostic, who started on three Super Bowl championship teams with the Washington Redskins.
- Clemson's three members of the Chiefs' title-winning team represented three of the 46 players (6.5 percent) on Kansas City's active game day roster for the Super Bowl. Clemson and Oklahoma (three each) were the most represented schools on the squad. Clemson's three members of the Super Bowl champions tied for the second-most in school history, matching the 1981 49ers and 1986 Giants. It was Clemson's most members of a Super Bowl championship team since setting a school record for the 1987 NFL season, when Obed Ariri, Dan Benish, Jeff Bostic and K.D. Dunn all contributed to the Washington Redskins' second Super Bowl championship.
- Clemson has had a former player on a Super Bowl championship team in 10 of the last 22 years.
- Grady Jarrett had 3.0 sacks for the Atlanta Falcons against Tom Brady and the Patriots in the Super Bowl LI after the 2016 season.
- Brian Dawkins retired in 2011 as one of the great safeties in the history of the game and was inducted into the Pro Football Hall of Fame in 2018. A 1996 Clemson graduate, Dawkins was an All-American on Clemson's 1995 team when he finished the season 10th in the nation in interceptions. He became the first player in NFL history in 2002 to register a sack, interception, recovered fumble and receiving touchdown in the same game. He was named to the Pro Bowl nine times in his career, including the 2012 Pro

Bowl after his final season. He was named to the Pro Bowl more than any other former Tiger.

- Levon Kirkland was named to the NFL All-Decade team (1990s) for his play with the Pittsburgh Steelers. Dawkins was named to the All-Decade team for the 2000s for his play with the Philadelphia Eagles.

POLL PRESENCE

- Clemson has finished in the top four of the AP poll each of the last five years, a first in school history. Clemson is in the midst of one of only eight all-time streaks of five or more consecutive top-five finishes in the AP poll.
- The 2019 season marked the 33rd year that Clemson was ranked in the final AP poll. It was the 12th time in the last 15 years – and ninth straight year – that Clemson was ranked in the final poll.
- Clemson enters 2020 with a school-record streak of 85 consecutive AP top-25 rankings, including 76 polls in a row in the top 10, tied with Alabama for the nation's longest active streak. The two closed 2019 tied for the fifth-longest top-10 streak in history.
- Clemson was in the top 20 of all the final polls from 1986-91, a six-year streak. The Tigers had two losses in each of those six years. Clemson is in the midst of a school-record eight-year streak of top-20 finishes.
- The Tigers have beaten an AP-ranked opponent 30 of last 34 years, including 43 top-25 victories in the last 17 years. Head Coach Dabo Swinney has recorded 33 top-25 wins in his 11-plus years at the helm, already a Clemson record.
- Clemson beat four top-25 teams in 2015 and five in 2016. The 2017 team broke that record with six. The last five years have seen 11 wins over top-10 teams from Notre Dame, North Carolina, Oklahoma, Louisville, Ohio State, Alabama and Miami (Fla.).



DeANDRE HOPKINS
IS A FOUR-TIME PRO
BOWL SELECTION.

1981 NATIONAL CHAMPIONSHIP SEASON



NOTES

- Clemson won its first national title in any sport and the first for the ACC in football in 28 years.
- Clemson had five different players earn All-America honors, at the time more than any other Tiger team in history.
- There was no controversy concerning the voting of the National Champion in 1981. Clemson ended the season as the only undefeated, untied team and was the only team with three top-10 wins.
- Head Coach Danny Ford (age 33 at the time) remains the youngest head coach in history to win the National Championship.
- Clemson forced 41 turnovers in the 12 games, still a school record for turnovers forced in a season.
- During one stretch in the season, the Clemson defense held the opposition without a touchdown for 18 consecutive quarters and no opponent scored a rushing touchdown against Clemson during the first seven games of the season.
- Clemson won the national title in 1981 after going 6-5 the previous year. The Tigers were unranked in every preseason poll.
- Clemson's victory improvement of 5.5 games from the 1980 season to the 1981 season was the largest improvement in the nation.
- Only one team (Wofford) had more time of possession in a game against Clemson all season.
- Clemson had the lead at the end of the first quarter in only four of the 12 games.
- Clemson scored 316 points during the regular season of 1981, the exact same total Georgia scored during its

1981 TIGERS IN THE NFL

| Player | Pro Pos. | S.B. Bowls | Draft Champ. | NFL Round | Years |
|------------------|----------|------------|--------------|-----------|-------|
| Cliff Austin | TB | --- | --- | 3 | 5 |
| Dan Benish | DT | --- | 1 | FA | 6 |
| Jeff Bryant | DT | --- | --- | 1 | 12 |
| Brian Clark | OT | --- | --- | 12 | 1 |
| Kenny Danforth | SS | --- | --- | FA | 1 |
| Billy Davis | DB | --- | --- | FA | 1 |
| Jeff Davis | LB | --- | --- | 5 | 6 |
| Ty Davis | DB | --- | 1 | 3 | 3 |
| K.D. Dunn | TE | --- | --- | 5 | 3 |
| Dale Hatcher | P | 1 | --- | 3 | 7 |
| Andy Headen | OLB | --- | 1 | 8 | 6 |
| Donald Igwebuike | PK | --- | --- | 10 | 6 |
| Homer Jordan | QB | --- | --- | FA | 1 |
| Terry Kinard | FS | 1 | 1 | 1 | 8 |
| Kevin Mack | FB | 2 | --- | 1 | 9 |
| Jeff McCall | FB | --- | 1 | 7 | 1 |
| Chuck McSwain | RB | --- | --- | 5 | 3 |
| Rod McSwain | DB | --- | --- | 3 | 7 |
| William Perry | MG | --- | 1 | 1 | 10 |
| Reggie Pleasant | DB | --- | --- | 6 | 2 |
| Johnny Rembert | OLB | 1 | --- | 4 | 10 |
| Perry Tuttle | WR | --- | --- | 1 | 3 |

FINAL 1981 AP POLL

| Rk | Team | Head Coach | W-L |
|-----|---------------------|------------------------|--------|
| 1. | Clemson | * Danny Ford | 12-0 |
| 2. | Texas | Fred Akers | 10-1-1 |
| 3. | Penn State | * Joe Paterno | 10-2 |
| 4. | Pittsburgh | Jackie Sherrill | 11-1 |
| 5. | Southern Methodist | Ron Meyer | 10-1 |
| 6. | Georgia | * Vince Dooley | 10-2 |
| 7. | Alabama | * Bear Bryant | 9-2-1 |
| 8. | Miami (Fla.) | Howard Schnellenberger | 9-2 |
| 9. | North Carolina | Dick Crum | 10-2 |
| 10. | Washington | * Don James | 10-2 |
| 11. | Nebraska | * Tom Osborne | 9-3 |
| 12. | Michigan | * Bo Schembechler | 9-3 |
| 13. | Brigham Young | * LaVell Edwards | 11-2 |
| 14. | Southern California | * John Robinson | 9-3 |
| 15. | Ohio State | * Earle Bruce | 9-3 |
| 16. | Arizona State | Darryl Rogers | 9-2 |
| 17. | West Virginia | * Don Nehlen | 9-3 |
| 18. | Iowa | * Hayden Fry | 8-4 |
| 19. | Missouri | Warren Powers | 8-4 |
| 20. | Oklahoma | * Barry Switzer | 7-4-1 |

* - in College Football Hall of Fame

11-game regular season of 1980, the year the Bulldogs won the National Championship.

- Good health was a big reason for Clemson's success in the 1981 season. Only five different starters missed any games during the entire season and no player missed more than two games all year. A collective total of only eight games were missed by five starters during the 1981 season.
- No opponent had a carry longer than 26 yards and no opponent had a play over 30 yards. The longest touchdown play against Clemson was 25 yards, on a halfback option pass from Mike Rozier to Anthony Steels (Nebraska) in the Orange Bowl.
- During offseason conditioning in the summer of 1981, Strength Coach George Dostal constructed a simple sign for his strength training facility... "1982 Orange Bowl, Clemson vs. Nebraska."
- The Clemson senior student who was in charge of pep rallies in 1981 was former CBS This Morning anchor Jane Robelot.
- The day after Clemson won at North Carolina, placekicker Donald Igwebuike flew to Maryland, where Clemson's No. 3 soccer team beat Maryland 4-0 to clinch the ACC title. Igwebuike played on two ACC title teams that fall, both of which finished in the top 10 in the nation.

RECORDS SET IN 1981 THAT STAND TODAY

- Points vs. ACC opponent (82 vs. Wake Forest, 10/31)
- Rushing yards in the modern era (536 vs. Wake Forest, 10/31)
- Third-down conversion percentage in a game (100.0 (12-12) vs. Wake Forest, 10/31)
- Turnovers forced in a game (9 vs. Georgia, 9/19)

- Wins over top-10 teams in a season (3)
- Turnovers forced in a season (41)

TEAM HONORS & AWARDS

- AP National Champion
- UPI National Champion
- Sporting News National Champion
- Sports Illustrated National Champion
- Football Writers Association National Champion
- Football Coaches Association National Champion
- Washington Touchdown Club National Champion
- Chicago Tribune Fans National Champion
- Orange Bowl Champion
- ACC Champion
- Nation's most improved team (+5.5 games)
- Second in the nation in scoring defense
- Seventh in the nation in rushing defense
- Seventh in the nation in turnover margin
- Eighth in the nation in total defense

HEAD COACH DANNY FORD

- Football Writers Association National Coach-of-the-Year
- UPI National Coach-of-the-Year
- American Football Coaches Association National Coach-of-the-Year
- WTBS National Coach-of-the-Year
- Washington Touchdown Club National Coach-of-the-Year
- ACC Coach-of-the-Year

ALL-AMERICANS

- Jeff Bryant - 2nd (Football News)
- Jeff Davis - 1st (Football News, FWA, Kodak, UPI), 2nd (AP)
- Terry Kinard - 1st (AP, FWA, NEA, WTBS)
- Lee Nanney - 2nd (UPI)
- Perry Tuttle - 1st (NEA, Sporting News), 2nd (Football News)

2016 NATIONAL CHAMPIONSHIP SEASON



NOTES

- National champions for the second time in school history, including the first time since 1981.
- The Tigers finished with a 14-1 record after defeating previously-undefeated and top-ranked Alabama 35-31 in the CFP National Championship Game on Jan. 9. Clemson's 14 wins tied the FBS record for victories in a season. It was the second year both Alabama and Clemson finished with 14-1 records.
- Clemson won the national championship while playing the nation's most difficult schedule according to the NCAA. Tiger opponents were 107-51 (.677) when not playing Clemson.
- Clemson was just the sixth national champion (since 1977) to have played the nation's most difficult schedule the season it won the title.
- Clemson defeated 11 FBS schools that finished the season with a winning record, including five that totaled 10+ wins and six who finished in the top 25 of the AP poll. Those schools were No. 2 Alabama, No. 6 Ohio State, No. 8 Florida State, No. 16 Virginia Tech, No. 21 Louisville and No. 24 Auburn. The six wins over teams that finished in the AP top 25 were the most in school history.
- For the sixth straight year, Clemson finished at least the same in its final poll as its preseason ranking by AP. Clemson was No. 2 in the preseason AP and coaches polls, then finished No. 1.
- Clemson beat top-ranked Alabama to win the national title, the first time Clemson defeated the No. 1 team. In the CFP semifinal, Clemson defeated No. 2 Ohio State 31-0. It marked the first time Clemson beat a No. 2 ranked team. Clemson was 0-9 in history when playing teams ranked in the top two, then defeated both in consecutive games just nine days apart.
- Clemson defeated No. 3 Louisville earlier in the season, giving Clemson wins over the No. 1, No. 2 and No. 3 teams.
- Clemson was never ranked No. 1 until the final poll and had to defeat a team (Alabama) that had been ranked No. 1 in every poll entering the playoff. It marked the first time a team defeated an opponent in the championship game who had been No. 1 in every poll since 2006, when Florida defeated Ohio State to win the national championship. It also happened in 2005, when Texas defeated Southern California, and in 1983, when Miami (Fla.) defeated Nebraska.
- Clemson was the first non-SEC team to beat Auburn and Alabama in the same year since 1990, when Southern Mississippi achieved the distinction.
- Clemson had a 3-0 record against SEC teams, the first time the Tigers defeated three SEC teams in one season.
- Clemson defeated Auburn, Florida State, Ohio State and Alabama, the programs that had combined to win each of the previous seven national championships.

FINAL 2016 AP POLL

| Rk | Team | W-L | Points | Head Coach |
|-----|---------------------|------|--------|------------------|
| 1. | Clemson | 14-1 | 1500 | Dabo Swinney |
| 2. | Alabama | 14-1 | 1440 | Nick Saban |
| 3. | Southern California | 10-3 | 1292 | Clay Helton |
| 4. | Washington | 12-2 | 1277 | Chris Petersen |
| 5. | Oklahoma | 11-2 | 1252 | Bob Stoops |
| 6. | Ohio State | 11-2 | 1240 | Urban Meyer |
| 7. | Penn State | 11-3 | 1130 | James Franklin |
| 8. | Florida State | 10-3 | 1105 | Jimbo Fisher |
| 9. | Wisconsin | 11-3 | 1032 | Paul Chryst |
| 10. | Michigan | 10-3 | 1001 | Jim Harbaugh |
| 11. | Oklahoma State | 10-3 | 920 | Mike Gundy |
| 12. | Stanford | 10-3 | 730 | David Shaw |
| 13. | Louisiana State | 8-4 | 651 | Ed Orgeron |
| 14. | Florida | 9-4 | 640 | Jim McElwain |
| 15. | Western Michigan | 13-1 | 619 | P.J. Fleck |
| 16. | Virginia Tech | 10-4 | 610 | Justin Fuente |
| 17. | Colorado | 10-4 | 585 | Mike MacIntyre |
| 18. | West Virginia | 10-3 | 368 | Dana Holgerson |
| 19. | South Florida | 11-2 | 358 | Willie Taggart |
| 20. | Miami (Fla.) | 9-4 | 338 | Mark Richt |
| 21. | Louisville | 9-4 | 277 | Bobby Petrino |
| 22. | Tennessee | 9-4 | 253 | Butch Jones |
| 23. | Utah | 9-4 | 222 | Kyle Whittingham |
| 24. | Auburn | 8-5 | 206 | Gus Malzahn |
| 25. | San Diego State | 11-3 | 113 | Rocky Long |

- Clemson's 49-point win over South Carolina was the largest margin of victory by an ACC team over an SEC team in history. It was Clemson's third straight win over its rival.
- Clemson won the ACC championship for the second consecutive year, the first time in 28 years the Tigers won back-to-back league titles.
- The Tigers defeated a school-record five top-25 teams, including three top-three teams for the first time. Clemson finished the season with three straight wins over top-25 teams, the second time the program did that.
- Clemson joined Alabama as the only schools to advance to the College Football Playoff in consecutive years.
- Clemson had nine First-Team All-ACC players, the most for the program since 1991.
- Sixteen of Clemson's starting 22 made an All-ACC team. Clemson had five more All-ACC selections than any other team.
- Seven different players were named first, second or third-team All-American, most in school history.
- Clemson showed an ability to win close games. The Tigers were 7-1 in games decided by seven points or less, establishing a school mark for wins by seven points or less in a season.
- The Tigers posted an 8-0 record away from home, the school's best mark for wins away from home in a season. Clemson had a 5-0 record on the opponents' home fields.

- Clemson opened the season with a win at Auburn, Clemson's first win there since 1950. It was first time Clemson opened the season with a road win over a current SEC team since 1903.
- Clemson left a game at Georgia Tech with a perfect record for the first time since 1903. Clemson had lost 11 straight when entering a game at Georgia Tech unbeaten.
- Clemson opened the season ranked No. 2 in the AP poll, its highest preseason ranking in school history.
- Clemson defeated Florida State in Tallahassee, just the second win for the program at Florida State since 1989.
- Clemson was honored for its graduation success rate of over 90 percent by AFCA.
- Clemson Defeated Alabama for the first time since 1905.
- Dabo Swinney became the first head coach to win the national championship by defeating his alma mater.
- Dabo Swinney joined Bud Wilkinson as the only people to play on and serve as head coach of an AP national champion.
- Dabo Swinney won the Bear Bryant National Coach-of-the-Year Award, the first coach to win it in consecutive years.
- Clemson ended Alabama's 26-game winning streak, the longest winning streak Clemson has ended in its history. The 26-game streak was the third longest in SEC history and longest since the Crimson Tide had a 28-game winning streak from 1978-80.
- Clemson trailed 24-14 entering the fourth quarter. Nick Saban had been 97-0 with a 10-point lead in the fourth quarter.
- Nick Saban was 5-0 in national championship games and 12-1 in national or league championship games prior to the contest.
- Clemson ended Alabama's FBS record-tying 16-game winning streak against AP top-25 opponents.
- Nick Saban was 106-6 when leading at halftime at Alabama. Clemson overcame a 14-7 halftime deficit.

ALL-AMERICANS

- **Ben Boulware** - 2nd (AFCA, FWAA, USA Today, Walter Camp), 3rd (AP)
- **Jordan Leggett** - 2nd (AFCA, CBS)
- **Cordrea Tankersley** - 1st (USA Today), 3rd (AP)
- **Carlos Watkins** - 1st (CBS), 2nd (AP)
- **Deshawn Watson** - 2nd (AFCA, AP, Sporting News, Sports Illustrated, Walter Camp)
- **Christian Wilkins** - 1st (AFCA, FWAA), 2nd (Sporting News, Walter Camp), 3rd (AP)
- **Mike Williams** - 2nd (Phil Steele, Walter Camp)

2018 NATIONAL CHAMPIONSHIP SEASON



NOTES

- Clemson won its third football national championship in school history, joining the 1981 and 2016 squads. It marked the sixth national championship in any sport in Clemson history.
- Clemson had a 15-0 record, becoming the first team to accomplish the feat since Penn in 1897.
- Clemson became the second team to win multiple national championships in the College Football Playoff era since 2014 (Alabama).
- Clemson broke the school record of 14 wins, a mark previously shared with the 2015 and 2016 Tigers.
- Clemson finished its sixth undefeated season (1900, 1906, 1948, 1950, 1981, 2018) and fourth perfect season (1900, 1948, 1981, 2018) in school history.
- Clemson became the 20th team in AP poll history to finish a season as the AP No. 1 despite never appearing at No. 1 at any point of the regular season (2018 Clemson, 2016 Clemson, 2015 Alabama, 2014 Ohio State, 2011 Alabama, 2006 Florida, 2005 Texas, 2002 Ohio State, 1992 Alabama, 1989 Miami (Fla.), 1987 Miami (Fla.), 1986 Penn State, 1983 Miami (Fla.), 1982 Penn State, 1977 Notre Dame, 1973 Notre Dame, 1970 Nebraska, 1965 Alabama, 1964 Alabama, 1946 Notre Dame).
- Clemson won the ACC title for the fourth year in a row, marking the first time in ACC history a school won four consecutive outright league titles. The Tigers joined Florida (1993-96) as the only teams to win four consecutive Power Five Conference championship games.
- Clemson posted a 15-0 record against a schedule that included a school-record 12 games against teams who finished with winning records. The Tigers played the nation's most difficult schedule, as their opponents had a 120-57 record (.642) when not playing them.
- Clemson was in the top four of every CFP poll in 2018, including a No. 2 ranking entering the bowl games, ending the season having been ranked in the top four in 24 consecutive CFP polls.
- Clemson ranked in the top four of all 15 AP and USA Today Coaches polls for the first time in school history.
- Clemson won a school-record 13 of 15 games by at least 20 points, surpassing 2013 Florida State (12) for the most by any team since 2000. Clemson won its final 10 games by 20 points or more.
- Clemson won by an average margin of 31.1 points per game, the best margin in the nation and the second-largest in school history, trailing only a 35.3-point average margin in 1901, a season in which Clemson won one of its five games by a score of 122-0.
- Clemson played an average of 72.5 players per game in 2018, the most of any team in the AP Top 25. No other College Football Playoff participant averaged more than 56 players per game (Alabama, 55.7; Notre Dame, 54.4; Oklahoma, 52.4).

FINAL 2018 AP POLL

| Rk | Team | W-L | Points | Head Coach(es) |
|-----|------------------|------|--------|-----------------------|
| 1. | Clemson | 15-0 | 1525 | Dabo Swinney |
| 2. | Alabama | 14-1 | 1462 | Nick Saban |
| 3. | Ohio State | 13-1 | 1364 | Urban Meyer, Ryan Day |
| 4. | Oklahoma | 12-2 | 1356 | Lincoln Riley |
| 5. | Notre Dame | 12-1 | 1286 | Brian Kelly |
| 6. | Louisiana State | 10-3 | 1119 | Ed Orgeron |
| 7. | Florida | 10-3 | 1103 | Dan Mullen |
| | Georgia | 11-3 | 1103 | Kirby Smart |
| 9. | Texas | 10-4 | 1076 | Tom Herman |
| 10. | Washington State | 11-2 | 959 | Mike Leach |
| 11. | Central Florida | 12-1 | 898 | Josh Heupel |
| 12. | Kentucky | 10-3 | 820 | Mark Stoops |
| 13. | Washington | 10-4 | 806 | Chris Petersen |
| 14. | Michigan | 10-3 | 745 | Jim Harbaugh |
| 15. | Syracuse | 10-3 | 683 | Dino Babers |
| 16. | Texas A&M | 9-4 | 552 | Jimbo Fisher |
| 17. | Penn State | 9-4 | 492 | James Franklin |
| 18. | Fresno State | 12-2 | 466 | Jeff Tedford |
| 19. | Army | 11-2 | 418 | Jeff Monken |
| 20. | West Virginia | 8-4 | 296 | Dana Holgorsen |
| 21. | Northwestern | 9-5 | 284 | Pat Fitzgerald |
| 22. | Utah State | 11-2 | 188 | Matt Wells |
| 23. | Boise State | 10-3 | 184 | Bryan Harsin |
| 24. | Cincinnati | 11-2 | 171 | Luke Fickell |
| 25. | Iowa | 9-4 | 120 | Kirk Ferentz |

- Clemson was second in the nation in yards per rush (6.57) and first in the nation in yards per rush allowed (2.51), becoming the first program since at least 2009 to rank in the top two in both categories in a single season.
- Clemson tied team records in wins at home (seven), on the road (five), away from home (eight), in regular season conference play (eight) and against conference opponents (nine).
- Clemson posted a 5-0 record in road games, joining Northwestern as only teams in the nation to go 5-0 on the road. It marked the sixth time in school history (and the third time in four years) Clemson was 5-0 on the road.
- Clemson completed the four-year span with a 55-4 record, a school and ACC record that tied 2015-18 Alabama for the most wins in a four-year span in FBS history.
- With a victory over South Carolina in November, Clemson reached 100 wins in a decade for the first time in program history.
- Clemson featured five First-Team All-ACC selections and a total of 18 who made first, second or third team, more than any other school and the most in a season in school history.
- Clemson produced seven players who made an All-America team, second most in a season in school history. That included a record five first-team selections by at least one of the five major teams, the most first-team All-Americans in one season in school history.

- Clemson set a school record with 44.3 points per game, ahead of the previous record of 41.0 set in 2012. The Tigers reached 27 points in 15 straight games, a school record.
- Clemson scored a school-record 664 points, becoming the second team in ACC history to score 650 points in a single season (Florida State, 723 in 2013).
- Clemson broke the school and ACC record of 7,718 yards of offense, set in 2015, by recording 7,908 yards of offense.
- Clemson posted a school-record 527.2 yards per game, which included a record 15 games with 400 or more yards and a record-tying three 600-yard games. The Tigers set a school record by averaging 7.35 yards per play, shattering the previous record of 6.5 from 2006.
- Clemson led the country in scoring defense (13.1) for the first time in school history.
- Clemson set a school record with 54 sacks, breaking the mark held by the 2016 team (49). The 54 sacks were the third-most by any FBS team in a season since 2000.
- Clemson led the nation in sacks and tied for the national lead in tackles for loss (136).
- Clemson won the AFCA Academic Achievement Award for the first time in school history, becoming just the third program to win it and the national championship in the same year since the award began in 1981 (Notre Dame 1988 and Alabama 2017).
- In addition to the on-field success, Clemson produced team records in team GPA and number of players with recording a 3.0 or better GPA (66).
- Clemson placed seven players on the All-ACC Academic team, tied for second-most in school history and one shy of the school record.
- Christian Wilkins won the William V. Campbell Trophy from the National Football Foundation, the first Clemson player to win the award known colloquially as the Academic Heisman. He joined Barrett Jones (2012 Alabama), Joaquin Gonzales (2001 Miami), Danny Wuerffel (1996 Florida) and Rob Zatechka (1994 Nebraska) as the only players to win the Campbell Trophy and a national championship in the same season.

ALL-AMERICANS

- **Travis Etienne** - 1st (Sporting News), 2nd (AFCA, AP, FWAA, Walter Camp)
- **Clelin Ferrell** - 1st (AFCA, AP, Sporting News, Walter Camp)
- **Mitch Hyatt** - 1st (AFCA, AP, FWAA, Walter Camp), 2nd (Sporting News)
- **Tre Lamar** - 2nd (AFCA)
- **Dexter Lawrence** - 1st (AFCA)
- **Trayvon Mullen** - 2nd (AFCA)
- **Christian Wilkins** - 1st (AFCA, AP, FWAA, Sporting News, Walter Camp)

MEDIA INFORMATION

At the time of printing, enhanced media protocols were still being determined in the midst of the COVID-19 pandemic. Included below are media access procedures in times of normal access. Please contact the Clemson athletic communications department for updated protocols for the 2020 season in accordance with local and national health guidelines.

CLEMSON ATHLETIC COMMUNICATIONS

Press Box Phone Number: 864-654-3326
Office Address: P.O. Box 31; Clemson, SC 29633
Shipping Address: Jervey Athletic Center;
..... 100 Perimeter Road; Clemson, SC 29633

CREDENTIALS

Arrangements for media credentials for Clemson's home football games must be made through the Clemson athletic communications office. Requests by accredited media members should be made through the Sports Systems online credentialing system. Contact **Chandler Simpson** (mcsimp2@clemson.edu) or any member of the athletic communications team for more information.

Clemson's media credential policy is available in full at ClemsonTigers.com/MediaPolicy. Priority for the issuance of credentials will be given to national publications, daily newspapers, radio stations, television stations and online outlets which cover Clemson football or our opponent on a regular basis. Due to space limitations, credential quantities may be limited to a number lower than the total requested. Should demand exceed supply, student publications, radio stations and websites that do not regularly cover Clemson or our opponent, may be limited to one working media credential and/or one sideline photo pass. Weekly publications, non-broadcasting radio representatives and other online-only outlets may not be granted credentials.

Other credential requests will be filled on a space-available basis. Non-working spouses, dates, relatives, non-workers and anyone 16 years of age or younger are not permitted in the press box. Media credentials must be requested at least 72 hours prior to the game.

Media credential holders in the press box who are not actively covering the game, or credential wearers on the sideline who are not on assignment, will be asked to leave those respective areas. Press box or sideline security will be contacted should the credential wearer not comply. Credentials used in an unauthorized manner will be revoked immediately, and organizations who allow credentials to fall into improper hands will have credentials revoked for the rest of the year or the succeeding year, at the university's discretion.

EMAIL DISTRIBUTION LIST

Notes, stats, stories and other information are emailed out on a weekly basis from the athletic communications office. Media members may contact **Brian Hennessy** (bhennes@clemson.edu) to be put on the email list.

PARKING

A limited number of season and individual-game parking spaces reserved for the media are available.



Requests for media parking passes should be specified with credential requests. Due to space limitations, not all requests will be fulfilled.

Additionally, no motorhomes, campers or oversized vehicles will be permitted in media parking. Parking pass requests for satellite trucks should be made at least one week in advance.

PHOTOGRAPHERS & VIDEOGRAPHERS

Clemson follows guidelines established by the NCAA communications committee and ACC regarding sideline control to make certain the sideline is a working media area.

The following guidelines are adhered to:

- 1) Each photographer is required to wear a photo vest.
- 2) Photo vests must be secured at the photographer's credential pickup at the entrance to the press box. Both the credential and the photo vest must be worn on the field.
- 3) Prior to kickoff while recruits are present, photographers are not allowed south of the goalpost in the west endzone nor west of the south sideline 50-yard line.
- 4) After kickoff, no photographers are permitted in the bench area nor on the playing field.
- 5) Photo assistants or others holding a "sideline" pass must remain out of the photo area immediately adjacent to the playing field. This will make certain that photographers/videographers have the appropriate working area.
- 6) Tripods are not permitted on the sidelines.
- 7) The areas behind the team benches are considered bench areas and are to be used only for the passage

between the north and south sidelines. This area may not be used as a photo zone.

PRESS BOX

The Bob Bradley Press Box is located on the first floor on the south side of Memorial Stadium. All radio and television booths, in addition to the press area, are on the same level. Photographers are encouraged to use the space available at field level, accessible in the visiting tunnel adjacent to the visitor locker room.

INTERVIEW REQUESTS

All requests to speak with players, coaches and staff should be directed to **Ross Taylor** (rt5@clemson.edu) or a member of the Clemson athletic communications staff. Members of the media who reach out directly to players, coaches or staff without prior approval of Clemson staff may face suspension or revocation of credentials.

SOCIAL MEDIA

The official Clemson football social media accounts for Twitter, Instagram and Facebook are all ClemsonFB. Fans can find us on YouTube at Clemson Tigers.

WEBSITE

Visit the official website of Clemson University athletics, ClemsonTigers.com. The site provides updated statistics, game notes and other pertinent football information to visitors, as well as live statistics and audio links for all of Clemson's football games.

WEEKLY PRESS CONFERENCE

Dabo Swinney's weekly press conference is Tuesdays in Allen N. Reeves Football Complex. The media interviews **Swinney** from 11 a.m. to approximately 11:45 a.m. Players are available after **Swinney's** press conference, depending on class schedules. Contact **Ross Taylor** for player requests by Sunday at 4 p.m.

Player interviews are Monday (10 a.m. to 2 p.m.) in Allen N. Reeves Football Complex and Tuesday at the press conference. We attempt to get all player interviews completed by the end of the day on Tuesday.

WILL CALL

The media will call window is operated on gamedays outside of gate 16 at Memorial Stadium (south side of stadium) for the distribution of credentials which have not been mailed. Proper identification is required.

CLEMSON FOOTBALL ATHLETIC COMMUNICATIONS STAFF



ROSS TAYLOR
Primary Contact
rt5@clemson.edu



BRIAN HENNESSY
Secondary Contact
bhennes@clemson.edu



CHANDLER SIMPSON
Credentials
mcsimp2@clemson.edu



JEFF KALLIN
Associate Athletic Director
kallin@clemson.edu

ACC SCHEDULE

THURSDAY, SEPT. 10

UAB at Miami (Fla.) TBA

FRIDAY, SEPT. 11

Virginia Military at Virginia TBA

SATURDAY, SEPT. 12

Ohio at Boston College TBA

Clemson at Wake Forest TBA

Duke at Notre Dame TBA

Georgia Tech at Florida State TBA

Western Kentucky at Louisville TBA

Syracuse at North Carolina TBA

NC State at Virginia Tech TBA

Miami (Ohio) at Pittsburgh TBA

SATURDAY, SEPT. 19

Boston College at Duke TBA

TBA at Clemson TBA

Samford at Florida State TBA

Central Florida at Georgia Tech TBA

Miami (Fla.) at Louisville TBA

Charlotte at North Carolina TBA

Wake Forest at NC State TBA

Western Michigan at Notre Dame TBA

Syracuse at Pittsburgh TBA

Virginia at Virginia Tech TBA

SATURDAY, SEPT. 26

Florida State at Miami (Fla.) TBA

Georgia Tech at Syracuse TBA

Louisville at Pittsburgh TBA

Notre Dame at Wake Forest TBA

SATURDAY, OCT. 3

North Carolina at Boston College TBA

Virginia at Clemson TBA

Virginia Tech at Duke TBA

NC State at Pittsburgh TBA

FRIDAY, OCT. 9

Louisville at Georgia Tech TBA

SATURDAY, OCT. 10

Pittsburgh at Boston College TBA

Miami (Fla.) at Clemson TBA

Duke at Syracuse TBA

Florida State at Notre Dame TBA

Virginia Tech at North Carolina TBA

NC State at Virginia TBA

SATURDAY, OCT. 17

Boston College at Virginia Tech TBA

Clemson at Georgia Tech TBA

Duke at NC State TBA

North Carolina at Florida State TBA

Louisville at Notre Dame TBA

Pittsburgh at Miami (Fla.) TBA

Liberty at Syracuse TBA

Virginia at Wake Forest TBA

SATURDAY, OCT. 24

Georgia Tech at Boston College TBA

Syracuse at Clemson TBA

Florida State at Louisville TBA

Virginia at Miami (Fla.) TBA

NC State at North Carolina TBA

Notre Dame at Pittsburgh TBA

Virginia Tech at Wake Forest TBA

SATURDAY, OCT. 31

Boston College at Clemson TBA

Charlotte at Duke TBA

Notre Dame at Georgia Tech TBA

Virginia Tech at Louisville TBA

North Carolina at Virginia TBA

Wake Forest at Syracuse TBA

FRIDAY, NOV. 6

Miami (Fla.) at NC State TBA

SATURDAY, NOV. 7

Boston College at Syracuse TBA

Clemson at Notre Dame TBA

North Carolina at Duke TBA

Pittsburgh at Florida State TBA

Louisville at Virginia TBA

Liberty at Virginia Tech TBA

SATURDAY, NOV. 14

Notre Dame at Boston College TBA

Duke at Virginia TBA

Florida State at NC State TBA

Pittsburgh at Georgia Tech TBA

Miami (Fla.) at Virginia Tech TBA

Wake Forest at North Carolina TBA

FRIDAY, NOV. 20

Syracuse at Louisville TBA

SATURDAY, NOV. 21

Clemson at Florida State TBA

Wake Forest at Duke TBA

Georgia Tech at Miami (Fla.) TBA

Liberty at NC State TBA

Virginia Tech at Pittsburgh TBA

FRIDAY, NOV. 27

Louisville at Boston College TBA

Notre Dame at North Carolina TBA

SATURDAY, NOV. 28

Pittsburgh at Clemson TBA

Duke at Georgia Tech TBA

Virginia at Florida State TBA

Miami (Fla.) at Wake Forest TBA

NC State at Syracuse TBA

SATURDAY, DEC. 5

Boston College at Virginia TBA

Clemson at Virginia Tech TBA

Florida State at Duke TBA

Georgia Tech at NC State TBA

Wake Forest at Louisville TBA

North Carolina at Miami (Fla.) TBA

Syracuse at Notre Dame TBA

SATURDAY, DEC. 12 OR 19

ACC Championship Game[^] TBA

[^] - Charlotte, N.C.; Note: All times are Eastern; Notre Dame is an ACC member for the 2020 season.



IN NOVEMBER, TREVOR LAWRENCE AND THE TIGERS PLAY NOTRE DAME FOR THE FIRST TIME SINCE THE 2018 COTTON BOWL. THE 2020 GAME AGAINST THE FIGHTING IRISH IS A CONFERENCE MATCHUP FOR THE FIRST TIME.

2020 OUTLOOK

One year after Clemson returned a school-record 61 lettermen for the 2018 season, the Tigers entered the 2019 campaign with a roster that included 80 freshmen and sophomores. Clemson's 2020 squad is a mixture of youth and experience, as Clemson once again expects 61 returning lettermen, yet still features a roster that includes 78 players classified as freshmen or sophomores.

Clemson opens its 125th season at Wake Forest on Sept. 12, and the Tigers enter with a combination of lethal talent and experience at some key positions alongside an exciting collection of youth ready to excel as opportunities become available.

OFFENSE

Clemson enters 2020 in the midst of one of the most prolific stretches of offense in college football history. One year after scoring a school-record 664 points in 2018, Clemson scored 659 points in 2019. Clemson now accounts for two of the 22 650-point seasons in major college football history, including two of only 16 since Division I split in 1978. Clemson was the first school with back-to-back 650-point seasons since Yale in 1888-89. Yale's accomplishments predated the start of official NCAA recordkeeping in 1937, and the second year of their feat (1889) was coincidentally the year Clemson was founded.

Clemson's offensive stability got a somewhat-unexpected boost on Jan. 17, four days following the national championship game, when running back Travis Etienne (Jennings, La.) announced his intention to return for his senior season. Through his first three seasons, Etienne had already cemented his status in Clemson and ACC history, becoming Clemson's all-time leading rusher and its first 4,000-yard rusher while also securing ACC records for career rushing touchdowns, career total touchdowns and career points by a non-kicker. Now, Etienne, who was the first running back to win back-to-back ACC Player of the Year honors since Mike Voight (North Carolina) in 1975-76, will attempt to become the first three-time winner in ACC history and join Herschel Walker, a three-time SEC Player of the Year from 1980-82, as the only players to win conference player of the year honors three times in a career.

But Clemson's returning production is not limited to the man wearing #9. Returning for his third campaign at Clemson is junior quarterback Trevor Lawrence (Cartersville, Ga.), who enters 2020 with a 25-1 career record as a starter and the highest winning percentage

| SCHEDULE | | | | | | |
|----------|--------------------|---------------------|----------------|------|----|---------|
| Date | Opponent | Site | Designation(s) | Time | TV | Series |
| 9-12 | * at Wake Forest | Winston-Salem, N.C. | | | | 67-17-1 |
| 9-19 | TBA | Clemson, S.C. | | | | |
| 10-3 | * Virginia | Clemson, S.C. | | | | 39-8-1 |
| 10-10 | * Miami (Fla.) | Clemson, S.C. | | | | 5-6 |
| 10-17 | * at Georgia Tech | Atlanta, Ga. | | | | 32-51-2 |
| 10-24 | * Syracuse | Clemson, S.C. | | | | 6-2 |
| 10-31 | * Boston College | Clemson, S.C. | | | | 18-9-2 |
| 11-7 | * at Notre Dame | Notre Dame, Ind. | | | | 3-1 |
| 11-21 | * at Florida State | Tallahassee, Fla. | | | | 13-20 |
| 11-28 | * Pittsburgh | Clemson, S.C. | | | | 1-2 |
| 12-5 | * at Virginia Tech | Blacksburg, Va. | | | | 22-12-1 |

* - ACC game; Note: Home games in **bold**; all times are EDT; Notre Dame is an ACC member for the 2020 season.

among qualified quarterbacks in school history (.961). Lawrence has completed 527-of-804 passes for 6,945 yards and 66 touchdowns in his 30-game career, including his first four career contests, when he entered in reserve.

The dynamic passing/rushing combination of Lawrence and Etienne represents one of the most productive returning duos in college football history. Of the 139 career 4,000-yard rushers in FBS history, only 14 accrued 4,000 yards prior to their final season. Of those 14, only two returned alongside a career 6,000-yard passer, placing the 2020 Clemson Tigers alongside the 2018 Washington Huskies (Jake Browning, Myles Gaskin) and 2001 Oregon State Beavers (Jonathan Smith, Ken Simonton) as the only programs in FBS history to return a duo with a 6,000-yard passer and 4,000-yard rusher.

The composition of Clemson's quarterback room has changed for 2020, as Lawrence will no longer be backed up by Chase Brice, who will finish his career at Duke. The position behind Lawrence could be contested by a pair of freshmen, including redshirt freshman Taisun Phommachanh (Bridgeport, Conn.), who appeared in three contests while redshirting in 2019, as well as true freshman D.J. Uiagalelei (Inland Empire, Calif.), who enrolled in January after signing as a consensus top-10 recruit in the 2020 class.

With Etienne's return, Clemson's running backs group returns entirely intact. Junior Lyn-J Dixon (Butler, Ga.) has been extraordinarily productive in limited opportunities while spelling Etienne over the past two seasons, ranking second in Clemson history and seventh in ACC history among qualified players in yards per carry (7.12). The group also benefits from the lead-

ership of former walk-on Darien Rencher (Anderson, S.C.), a fifth-year senior who is one of the program's top vocal leaders on and off the field. Sophomores Chez Mellusi (Naples, Fla.) and Michel Dukes (Charleston, S.C.) each saw more than 65 snaps and combined for five touchdowns as true freshmen a season ago.

Wide Receiver U added another to its NFL ranks in April, as Tee Higgins was selected 33rd in 2020 NFL Draft. Higgins used an explosive junior season in 2019 to help catapult him into a tie for Clemson's record for career receiving touchdowns (27) and into consideration as a potential first-round NFL Draft pick. Clemson will be without the services of another potential first-round pick at wide receiver, as junior Justyn Ross (Phenix City, Ala.) was expected to be Clemson's receiving leader among returning players with 112 career catches for 1,865 yards and 12 touchdowns, but will miss the 2020 season after surgery was required after spring tests revealed a congenital fusion and a bulging disc.

One of the veteran voices in the receivers room belongs to senior Amari Rodgers (Knoxville, Tenn.). Rodgers' diligent rehab from an ACL tear in the spring of 2019 produced a near-miraculously quick recovery, as he returned to game action 166 days later in Clemson's second game and finished 2019 with 627 all-purpose yards and five touchdowns (including one via rush). The versatile slot receiver and returner is expected to ditch his knee brace in 2020 and is one of only five Clemson players since 2000 to record a touchdown by rush, reception and punt return in a career.

Beyond Rodgers, Clemson's receiving corps features a number of returning players - younger and older - ready for larger roles. That group includes fifth-year senior Cornell Powell (Greenville, N.C.), senior Will Swinney (Clemson, S.C.), sophomores Frank Ladson Jr. (Miami, Fla.) and Joseph Ngata (Folsom, Calif.) and redshirt freshman Brannon Spector (Calhoun, Ga.).

Clemson's tight end unit saw a boost in production in last year's College Football Playoff upon the return of Braden Galloway (Seneca, S.C.). Galloway, now a junior, had a key downfield block on Lawrence's 67-yard touchdown run against Ohio State and then caught two passes for 60 yards - including a career-long 42-yarder - against Louisiana State.

Fifth-year senior J.C. Chalk (Argyle, Texas) started 14 of Clemson's 15 games at the position last season, playing 415 offensive snaps, while original walk-on Luke Price (Dillon, S.C.) transitioned to the position admirably after opening his career at linebacker. The group has an influx of youth as well, returning sophomore Davis Allen (Calhoun, Ga.) and redshirt freshman Jaelyn Lay (Atlanta, Ga.) while welcoming midyear enrollee Sage Ennis (Graceville, Fla.).

A year ago, Clemson started four seniors along the offensive line, its first time doing so for the majority of a season since 2007. All five starters earned All-ACC honors, with the four seniors all collecting either first- or second-team selections. The group that has produced 22 all-conference selections in the last five seasons (the most in the Power Five) will look to continue its recent run of trench domination with a largely fresh cast of characters.



AMARI RODGERS RETURNS AS A LEADER OF THE RECEIVING CORPS.

2020 OUTLOOK

JUNIOR DERION KENDRICK IS THE ONLY RETURNING STARTER IN THE SECONDARY.



reer and recorded his first two career sacks in Clemson's Fiesta Bowl win against Ohio State. The openings on the outside could also provide opportunity for Mike Jones Jr. (Nashville, Tenn.), a spring practice standout who enters his redshirt sophomore campaign having seen nearly 200 career defensive snaps in a reserve role. Redshirt sophomore Jake Venables (Clemson, S.C.) returns after being one of Clemson's most productive linebackers on a per-play basis a year ago, when he posted 38 tackles and 9.5 tackles for loss despite playing only 217 defensive snaps.

The linebacking corps could also seek contributions from a substantial number of young players, including sophomore Kane Patterson (Brentwood, Tenn.) and redshirt freshmen Keith Maguire (Media, Pa.) and LaVonta Bentley (Birmingham, Ala.). The unit also includes a talented trio from Clemson's highly lauded 2020 recruiting class, as Trenton Simpson (Charlotte, N.C.), Sergio Allen (Fort Valley, Ga.) and Kevin Swint (Carrollton, Ga.) all enrolled in January with hopes of making an early impact.

Clemson's secondary will have to replace three of its starters from 2019, but it will do so under the guidance of FootballScoop's 2019 Defensive Backs Coaches of the Year, Mickey Conn and Mike Reed, who serve as Clemson's safeties and cornerbacks coaches, respectively. Conn lost two senior starters and leaders in Tanner Muse and K'Von Wallace, while Reed lost first-round NFL Draft pick A.J. Terrell.

For Conn, Clemson's predilection for sub packages with additional safeties has meant plenty of experience for one of his presumed starters for 2020, fifth-year senior Nolan Turner (Vestavia Hills, Ala.). Turner has played 43 career games for Clemson including four starts last year in defensive-back-heavy personnel groupings. He enters his final season of eligibility with three career interceptions, all three of which have come in postseason play, including one against Notre Dame in the 2018 Cotton Bowl, one against Virginia in the 2019 ACC Championship Game and one to seal Clemson's Fiesta Bowl win against Ohio State in 2019.

Beyond Turner, the safeties unit represents another position at which Clemson will be sorting through an abundance of talented, young depth. Sophomores Lannden Zanders (Shelby, N.C.) and Joseph Charleston (Milton, Ga.) combined for 27 game appearances and about 200 defensive snaps on top of their special teams responsibilities in 2019, while fellow sophomore Jalyn Phillips (Lawrenceville, Ga.) appeared in 14 games while cross-training at safety and Clemson's Nickel/Sam linebacker spot. Ray Thornton III (Columbus, Ga.) also returns after redshirting in 2019.

Clemson might have produced the ACC's most unlikely all-conference selection in 2020 when Derion Kendrick (Rock Hill, S.C.) earned second-team All-ACC honors just months after transitioning to the position in the 2019 offseason. Changing positions out of necessity during 2019 spring practice paid dividends for Clemson and Kendrick, who started all 15 games and recorded two interceptions as Clemson finished second in the nation in opponent passer rating (105.37).

Returning players potentially contesting for the starting spot opposite Kendrick are redshirt junior LeAnthony Williams (Atlanta, Ga.), junior Mario Goodrich (Kansas City, Mo.) and sophomores Andrew Booth Jr. (Dacula, Ga.) and Sheridan Jones (Norfolk, Va.). All four of those players appeared in at least 11 games and played at least 75 defensive snaps for Clemson in 2019.

SPECIAL TEAMS

Junior B.T. Potter (Rock Hill, S.C.) is Clemson's incumbent at placekicker, where Dabo Swinney has been encouraged by the positive momentum generated from his conclusion to an up-and-down 2019 campaign. Potter is 14-for-22 on his career on field goal attempts and a perfect 86-for-86 on extra points.

The lone returning starter on the offensive line is left tackle Jackson Carman (Fairfield, Ohio), a 2019 third-team All-ACC honoree who seamlessly stepped into the position held previously by All-American four-year starter Mitch Hyatt.

He is expected to be joined on the line by the other Ohio native on the roster, redshirt junior Matt Bockhorst (Cincinnati, Ohio), who played 421 snaps at guard a season ago, including rotating in capably for fourth-round NFL draft pick John Simpson. The other side of the line could be anchored by redshirt sophomore Jordan McFadden (Spartanburg, S.C.), who has played 332 snaps in 17 career games, 315 of which came in 14 games last season. Blake Vinson (Ocala, Fla.) could compete at a myriad of offensive line positions as well after missing most of 2019 with a patella injury.

Spots on the interior of Clemson's line were heavily contested in the shortened spring among a group that includes fifth-year senior Cade Stewart (Six Mile, S.C.), sophomore Will Putnam (Tampa, Fla.) and redshirt freshmen Hunter Rayburn (Pensacola, Fla.), Mason Trotter (Roebuck, S.C.) and Kaleb Boateng (Fort Lauderdale, Fla.). The group also includes six scholarship signees from Clemson's 2020 recruiting class, the most offensive line signees in a single class under Swinney.

DEFENSE

Under the guidance of Defensive Coordinator Brent Venables, entering his ninth season at Clemson, the Tigers have staked their claim as one of the nation's top units on an annual basis. In the six-year College Football Playoff era, Clemson has finished in the top 10 in the nation in total defense each year, the only program in the country able to make that claim.

Clemson's defense opened the 2019 season with one of the most impressive stretches of performances in college football's modern era. The Tigers held all 12 regular season opponents under 300 yards of offense, becoming the first team in ESPN Stats & Info records back to 1996 to open a season with 12 consecutive performances allowing fewer than 300 yards. That unit was led in part by a veteran secondary that produced three picks in the first four rounds of the 2020 NFL Draft.

After the departure of four NFL draft picks and an additional NFL free agent signee from the 2018 defensive line, Clemson developed an extremely young defensive line in 2019, the benefits of which should only multiply in 2020.

On the interior, Todd Bates enters his fourth season overseeing Clemson's defensive tackles after all of his

starters across his first three seasons earned All-ACC recognition. His mentorship helped develop sophomore Tyler Davis (Apopka, Fla.), who started 13 games as a true freshman en route to a second-team All-ACC selection a season ago, the most starts by a true freshman defensive lineman in Clemson history. Nyles Pinckney (Beaufort, S.C.), now entering his fifth year, also returns after earning a third-team All-ACC selection in 2019.

The two returning all-conference honorees at defensive tackle will be supplemented by redshirt junior Jordan Williams (Virginia Beach, Va.), a 15-game contributor last season, as well as a young corps that includes redshirt sophomore Darnell Jefferies (Covington, Ga.), sophomore Ruke Orhororo (Lagos, Nigeria by way of River Rouge, Mich.) and redshirt freshman Etinosa Reuben (Kansas City, Mo.). The group also got an infusion of talent from its impressive 2020 recruiting class, which includes the nation's consensus No. 1 prospect, Bryan Bresee (Damascus, Md.).

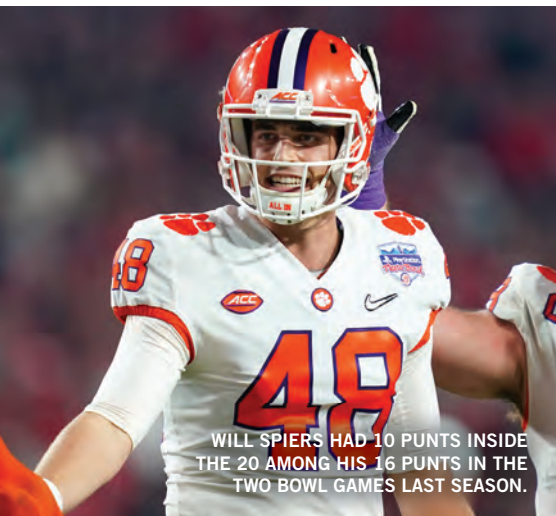
At defensive end, Clemson worked a group of three different starters for its two starting positions throughout the 2019 season. Two of those three return in 2020, with the lone departure being when Logan Rudolph elected to forego his final two seasons of eligibility in favor of graduating to pursue a career in acting. Senior Justin Foster (Shelby, N.C.) and junior Xavier Thomas (Florence, S.C.), the two returning starters of that trio, combined for 18.5 tackles for loss in 21 combined starts a season ago.

Clemson has depth at the position in the form of a pair of redshirt sophomores, K.J. Henry (Winston-Salem, N.C.) and Justin Mascoll (Snellville, Ga.). The duo combined to play about 600 snaps for the Tigers in 2019. The scholarship group is rounded out by redshirt freshman Greg Williams (Swansea, S.C.), who is in his second year transitioning to end from linebacker, as well as midyear enrollee Myles Murphy (Marietta, Ga.).

Clemson lost its sixth unanimous All-American in school history from its 2019 linebacking corps when Isaiah Simmons opted to enter the 2020 NFL Draft, but Simmons is confident in the depth of the unit it returns in 2020. The lone returning starting linebacker is fifth-year senior James Skalski (Sharpsburg, Ga.), a hard-nosed Mike linebacker affectionately referred to by Swinney as a "war daddy" who finished 2019 credited by the staff with 105 tackles.

The competition on either side of him at the Will and Nickel/Sam positions represented one of the spring's most intriguing position battles. Redshirt junior and graduate Baylon Spector (Calhoun, Ga.) has been an impactful special teams contributor throughout his ca-

2020 OUTLOOK



WILL SPIERS HAD 10 PUNTS INSIDE THE 20 AMONG HIS 16 PUNTS IN THE TWO BOWL GAMES LAST SEASON.

Potter was 3-of-4 on field goals in postseason play last year, including a career-long 52-yard field goal against Louisiana State that represented the longest made field goal in College Football Playoff National Championship Game history. He finished the season with a school-record-tying three field goals of 50 or more yards. He showed remarkable consistency from long range, going 3-for-3 from 50-plus yards.

In addition, Potter's powerful leg has made him a weapon for Clemson as a kickoff specialist for two

straight seasons from 2018-19. He led the nation in kickoff average in 2019 with an average of 64.63 yards per kick. His 79.0 percent touchback percentage on those kickoffs ranked fifth in the country.

Punter was a bright spot for Clemson in the 2019 postseason, as Will Spiers (Cameron, S.C.) produced some of the best performances of his career on the biggest stages. In College Football Playoff games against Ohio State and Louisiana State, Spiers dropped 10 of his 16 punts inside the 20 yard line. Spiers, who will be a senior in 2020, finished the season with a career-high 41.7-yard net average, the second-best single-season mark in school history behind Dale Hatcher's 1984 performance (42.4). Also returning at punter is Aidan Swanson (Tampa, Fla.), who redshirted in 2019.

Clemson will have a new starting long snapper in 2020 following the graduation of Patrick Phibbs. Red-shirt junior Jack Maddox (Acton, Mass.) and graduate Tyler Brown (Greenville, S.C.) are among those that will vie for that starting position. On placekicks, the snapper will benefit from the steady hands of senior Will Swinney, who is expected to be the team's primary holder for the fourth consecutive season.

Five players returned at least one punt for Clemson in 2019, all five of whom return for 2020. Amari Rodgers was Clemson's primary punt returner a season ago, averaging 8.4 yards on 18 returns, including a season-long 53-yard return against Wake Forest. Derion Kendrick accounted for nine returns as well last season and remains a trusted option.

Joseph Ngata was Clemson's primary kick returner in 2019, giving way to Travis Etienne down the stretch

FUTURE TIGER OPPONENTS

| 2021 | |
|----------------|---|
| Home | Boston College, Connecticut, Florida State, Georgia Tech, SC State, Wake Forest |
| Away | Louisville, NC State, Pittsburgh, South Carolina, Syracuse |
| Neutral | Georgia (Charlotte, N.C.) |
| 2022 | |
| Home | Furman, Louisiana Tech, Louisville, Miami (Fla.), NC State, South Carolina, Syracuse |
| Away | Boston College, Florida State, Georgia Tech (Mercedes-Benz Stadium), Notre Dame, Wake Forest |
| 2023 | |
| Home | Boston College, Florida Atlantic, Florida State, Georgia Tech, Notre Dame, Wake Forest, Wofford |
| Away | Duke, Louisville, NC State, South Carolina, Syracuse |
| 2024 | |
| Home | Appalachian State, The Citadel, Louisville, NC State, South Carolina, Syracuse, Virginia Tech |
| Away | Boston College, Florida State, Georgia Tech, Wake Forest |
| Neutral | Georgia (Atlanta, Ga.) |

as Dabo Swinney sought to use special teams to get Etienne extra touches in what he terms the "Championship Phase" of the season. While Clemson's defense limited the amount of kickoff return opportunities, Ngata still totaled 325 yards on 14 returns, a 23.2-yard average, in 2019.

PRE-FALL CAMP DEPTH CHART

CLEMSON OFFENSE

| Pos. | # | Player | Hgt | Wgt | Cl. |
|------|-------|--------------------|-----------------|------|-------|
| LT | 79 | JACKSON CARMAN | 6-5 | 345 | Jr. |
| | 77 | Mitchell Mayes | 6-4 | 315 | Fr. |
| | or 64 | Walker Parks | 6-5 | 275 | Fr. |
| LG | 65 | MATT BOCKHORST | 6-4 | 310 | *Jr. |
| | 55 | Hunter Rayburn | 6-4 | 315 | *Fr. |
| | or 73 | Bryn Tucker | 6-5 | 290 | Fr. |
| C | 62 | CADE STEWART | 6-3 | 305 | *Gr. |
| | 54 | Mason Trotter | 6-2 | 270 | *Fr. |
| | or 55 | Hunter Rayburn | 6-4 | 315 | *Fr. |
| RG | 56 | WILL PUTNAM | 6-4 | 295 | So. |
| | or 72 | BLAKE VINSON | 6-4 | 300 | **So. |
| | 52 | Tayquon Johnson | 6-2 | 320 | *Fr. |
| RT | 71 | JORDAN McFADDEN | 6-2 | 295 | *So. |
| | 57 | Paul Tchio | 6-5 | 300 | Fr. |
| | or 76 | John Williams | 6-5 | 280 | Fr. |
| TE | 88 | BRADEN GALLOWAY | 6-4 | 240 | Jr. |
| | 84 | Davis Allen | 6-6 | 240 | So. |
| | or 25 | J.C. Chalk | 6-3 | 255 | *Sr. |
| WR | 10 | JOSEPH NGATA | 6-3 | 215 | So. |
| | 6 | E.J. Williams | 6-4 | 190 | Fr. |
| | QB | 16 | TREVOR LAWRENCE | 6-6 | 220 |
| 7 | | Taisun Phommachanh | 6-3 | 220 | *Fr. |
| 5 | | D.J. Ujagalelei | 6-5 | 245 | Fr. |
| RB | 9 | TRAVIS ETIENNE | 5-10 | 210 | Sr. |
| | 23 | Lyn-J Dixon | 5-10 | 190 | Jr. |
| | 21 | Darien Rencher | 5-8 | 195 | *Sr. |
| or | 27 | Chez Mellusi | 5-11 | 200 | So. |
| | or 19 | Michel Dukes | 5-10 | 195 | So. |
| | WR | 3 | AMARI RODGERS | 5-10 | 210 |
| 13 | | Brannon Spector | 6-1 | 195 | *Fr. |
| 22 | | Will Swinney | 5-8 | 185 | Sr. |
| WR | 2 | FRANK LADSON JR. | 6-3 | 195 | So. |
| | or 17 | CORNELL POWELL | 6-0 | 210 | *Sr. |

CLEMSON DEFENSE

| Pos. | # | Player | Hgt | Wgt | Cl. |
|------|----|---------------|-----|-----|------|
| DE | 35 | JUSTIN FOSTER | 6-2 | 265 | Sr. |
| | 98 | Myles Murphy | 6-5 | 265 | Fr. |
| | 40 | Greg Williams | 6-4 | 260 | *Fr. |
| DT | 13 | TYLER DAVIS | 6-2 | 295 | So. |
| | 33 | Ruke Orhoro | 6-4 | 285 | So. |
| | 11 | Bryan Bresee | 6-5 | 290 | Fr. |

| | | | | | |
|--------|-------|--------------------|------|-----|-------|
| DT | 59 | JORDAN WILLIAMS | 6-4 | 310 | *Jr. |
| | 90 | Darnell Jefferies | 6-2 | 280 | *So. |
| | 32 | Etinosa Reuben | 6-3 | 285 | *Fr. |
| DE | 3 | XAVIER THOMAS | 6-2 | 265 | Jr. |
| | or 5 | K.J. HENRY | 6-4 | 250 | *So. |
| | 7 | Justin Mascoll | 6-3 | 260 | *So. |
| SLB/NB | 6 | MIKE JONES JR. | 6-0 | 215 | *So. |
| | 22 | Trenton Simpson | 6-3 | 225 | Fr. |
| | or 12 | Tyler Venables | 5-10 | 200 | Fr. |
| MLB | 47 | JAMES SKALSKI | 6-0 | 235 | *Gr. |
| | 15 | Jake Venables | 6-2 | 235 | *So. |
| | 17 | Kane Patterson | 6-1 | 225 | So. |
| WLB | 10 | BAYLON SPECTOR | 6-2 | 230 | **Gr. |
| | 30 | Keith Maguire | 6-2 | 220 | *Fr. |
| | 42 | LaVonta Bentley | 6-0 | 235 | *Fr. |
| CB | 1 | DERION KENDRICK | 6-0 | 190 | Jr. |
| | or 20 | LeANTHONY WILLIAMS | 5-11 | 185 | *Jr. |
| | 26 | Sheridan Jones | 6-0 | 180 | So. |
| SS | 36 | LANNDEN ZANDERS | 6-1 | 195 | So. |
| | 16 | Ray Thornton III | 6-1 | 210 | *Fr. |
| | or 25 | Jalyn Phillips | 6-1 | 210 | So. |
| FS | 24 | NOLAN TURNER | 6-1 | 205 | *Sr. |
| | 18 | Joseph Charleston | 6-0 | 190 | So. |
| | 25 | Jalyn Phillips | 6-1 | 210 | So. |
| CB | 23 | ANDREW BOOTH JR. | 6-0 | 190 | So. |
| | or 31 | MARIO GOODRICH | 6-0 | 190 | Jr. |
| | 2 | Fred Davis II | 6-1 | 185 | Fr. |

CLEMSON SPECIAL TEAMS

| Pos. | # | Player | Hgt | Wgt | Cl. |
|------|------|-----------------|-------------|------|------|
| PK | 29 | B.T. POTTER | 5-10 | 180 | Jr. |
| | 41 | Jonathan Weitz | 5-11 | 180 | *Fr. |
| P | 48 | WILL SPIERS | 6-5 | 225 | *Sr. |
| | 39 | Aidan Swanson | 6-3 | 180 | *Fr. |
| | KO | 29 | B.T. Potter | 5-10 | 180 |
| LS | 41 | Jonathan Weitz | 5-11 | 180 | *Fr. |
| | 46 | Jack Maddox | 6-3 | 225 | *Jr. |
| H | 52 | Tyler Brown | 6-0 | 215 | *Gr. |
| | 22 | Will Swinney | 5-8 | 185 | Sr. |
| | 48 | Will Spiers | 6-5 | 225 | *Sr. |
| PR | 1 | Derion Kendrick | 6-0 | 190 | Jr. |
| | or 3 | Amari Rodgers | 5-10 | 210 | Sr. |
| KOR | 10 | Joseph Ngata | 6-3 | 215 | So. |
| | or 9 | Travis Etienne | 5-10 | 210 | Sr. |

* - redshirted; ^ - has another year of eligibility remaining in 2021; Note: As of Aug. 6.

HEAD COACH DABO SWINNEY



DABO SWINNEY

- HEAD COACH
- 12TH FULL SEASON AS HEAD COACH
- 18TH SEASON AT CLEMSON
- ALABAMA '93

An illustrious coaching heritage is embedded in the foundation of Clemson football. At the dawn of the 20th century, the Tigers were led by future College Football Hall of Famer John Heisman. Hall of Famers Jess Neely, Frank Howard and Danny Ford followed in Heisman's winning tradition.

Now entering his 13th season (and 12th full season) as Clemson's head coach, Dabo Swinney has already carved his name into that foundation, elevating himself amid a pantheon of Clemson greats by becoming the first coach in program history to lead Clemson to multiple national championships.

Clemson enters the third decade of the 21st century after Swinney helped author one of the most prolific 10-year periods in the history of the sport. Clemson posted a 117-23 record under Swinney's leadership in the 2010s, and the program's 117 wins trailed only Penn (124 in the 1890s) and Alabama (124 in the 2010s) to tie for the third most in a decade in major college football since 1890.

After a 6-7 campaign to open the decade in 2010, Swinney's Tigers responded with nine consecutive 10-win seasons, tied with the 2001-09 Texas Longhorns for the third-longest streak in FBS history. Clemson won at least 12 games in each of the last five seasons, tied for the longest such streak in the modern era and only two seasons shy of Penn's record seven-season streak from 1892-98. Clemson won 69 games in that five-year span from 2015-19, the most in a five-year span in the AP Poll era.

Clemson secured its record-tying fifth College Football Playoff berth in 2019, matching the five collected by Alabama from 2014-18, and extended its mark in CFP contests to 6-3 (including a 4-1 mark in semifinal games). The Tigers earned the berth following their fifth-consecutive ACC championship, becoming the first team in college football history to win five straight conference championship games since conference title games were created in 1992.

Clemson posted a 14-1 season under Swinney in 2019, earning its fourth appearance in the College Football Playoff National Championship Game in five years. Prior to the season finale, Clemson extended its school-record winning streak to 29 games, tied with Florida State (2012-14) for the longest streak in ACC history and for the 12th-longest in FBS history.

Clemson dominated the vast majority of its 2019 opponents, including posting an eight-game streak of wins by 30 or more points to break the longest streak in the AP Poll era, surpassing the previous mark of seven games set by 2011 Houston and 1976 Michigan. During the campaign, Swinney recorded his 125th win in his 155th career game, becoming the 10th-fastest coach to reach 125 career wins in terms of games coached.

At 130-31, Swinney (.807) enters the 2020 season as the winningest active coach by percentage in the FBS among coaches with at least five seasons of head coaching experience. With the addition of the 2019 ACC Championship, all 11 of Swinney's recruiting classes have won at least one ACC title in their careers,

THE SWINNEY FILE

PLAYING EXPERIENCE

Lettered three years at Alabama (1990-92); also a member of the 1989 team ... member of the 1992 National Championship team ... Academic All-SEC and SEC Scholar-Athlete Honor Roll member in 1990,92.

BOWL PARTICIPATION AS A PLAYER

1990 Sugar Bowl ... 1991 Blockbuster Bowl ... 1991 Fiesta Bowl ... 1993 Sugar Bowl.

EDUCATION

B.S. degree in commerce & business administration from Alabama in 1993 ... Master of Business Administration from Alabama in 1995.

COACHING EXPERIENCE

Graduate assistant coach at Alabama (1993-95) ... wide receivers/tight ends at Alabama (1996) ... tight ends at Alabama (1997) ... wide receivers at Alabama (1998-00) ... wide receivers at Clemson (2003-06) ... assistant head coach/wide receivers at Clemson (2007 - Oct. 13, 2008) ... interim head coach/offensive coordinator at Clemson (Oct. 13 - Dec. 1, 2008) ... head coach at Clemson (2009-19).

BOWL SEASONS AS AN ASSISTANT COACH

1994 Gator Bowl ... 1995 Citrus Bowl ... 1997 Outback Bowl ... 1998 Music City Bowl ... 2000 Orange Bowl ... 2004 Peach Bowl ... 2005 Champs Sports Bowl ... 2006 Music City Bowl ... 2007 Chick-fil-A Bowl.

BOWL SEASONS AS A HEAD COACH

2009 Gator Bowl ... 2009 Music City Bowl ... 2010 Meineke Car Care Bowl ... 2012 Orange Bowl ... 2012 Chick-fil-A Bowl ... 2014 Orange Bowl ... 2014 Russell Athletic Bowl ... 2015 Orange Bowl ... 2015 CFP National Championship Game ... 2016 Fiesta Bowl ... 2016 CFP National Championship Game ... 2018 Sugar Bowl ... 2018 Cotton Bowl ... 2018 CFP National Championship Game ... 2019 Fiesta Bowl ... 2019 CFP National Championship Game.

HEAD COACHING RECORD

130-31 (.807) in 12 seasons (11 full seasons) at Clemson ... 76-16 (.826) in ACC regular-season games at Clemson ... 6-1 (.857) in ACC Championship Games at Clemson ... 10-6 (.625) in bowl games at Clemson.

PERSONAL DATA

Born Nov. 20, 1969 in Birmingham, Ala. ... married to the former Kathleen Bassett ... the couple has three sons (Will, Drew, Clay).

and every recruiting class since 2012 has played in at least one national championship game.

From 2011-19, Clemson compiled an 111-16 record, the most wins in a nine-year period in school history. Including 2010, Clemson's 117 wins in the 2010s represented the first 100-win decade in Clemson history, a mark it reached in the 2018 season finale with more than a full season left to play in the decade.

Clemson's success on the gridiron has been matched by its prowess in the classroom, as Clemson is one of only three programs to earn top-10 percent APR recognition from the NCAA in at least nine of the last 10 years, joining Duke and Northwestern. Clemson was in the top 10 of APR scores and the final top 25 of the AP and USA Today polls from 2011-15, the only FBS program that could make that claim. Swinney is the only coach to lead a program to a national championship and an NCAA APR Public Recognition Award in the same academic year multiple times.

Clemson also produced the 2018 William V. Campbell Trophy winner (known colloquially as the "Academic Heisman") in Christian Wilkins and won the program's first AFCA Academic Achievement Award. Clemson repeated as AFCA Academic Achievement Award recipients in 2019, becoming the only school in the country to repeat and doing so while appearing in the national championship game in both seasons.

Swinney and Clemson's 2018 season was one for which statistics and superlatives accumulated in historic fashion. The Tigers became the first major college



HOWARD'S ROCK

THE SWINNEY FAMILY - DABO AND WIFE, KATHLEEN, WITH (FROM LEFT TO RIGHT) DREW, CLAY AND WILL.

HEAD COACH DABO SWINNEY

football team in the modern era (and the first since Penn in 1897) to finish a season with a 15-0 record.

The list of "firsts" was long and distinguished. Clemson became the first program to win four consecutive Atlantic Division titles, and with a 42-10 win against Pittsburgh in the ACC Championship Game, the Tigers became the first program to win four consecutive ACC titles outright.

Clemson's 15 wins included a school-record 12 against teams who finished with winning records. Clemson won by an average margin of 31.1 points per game, the best in the nation and the second-largest in school history, trailing only a 35.3-point average margin in 1900. Among the seasons it passed was a 30.4-point average margin in 1901, a season in which Clemson won one of its five games by a score of 122-0.

Clemson set school records in points (664) and total offense (7,718, also an ACC record). Conversely, the defense held opponents to 13.1 points per game, leading the country in scoring defense for the first time in school history.

A critical point in the season came four games into the campaign. Following a 49-21 win at Georgia Tech in which true freshman quarterback Trevor Lawrence threw for four touchdowns in reserve, Swinney and the coaching staff elected to name Lawrence the starter, supplanting senior Kelly Bryant, who had led the Tigers to a 16-2 career record as a starter.

With Lawrence leading Swinney's Tigers, Clemson took flight. After a dramatic come-from-behind 27-23 win against Syracuse after Lawrence exited the game with an injury, Clemson rattled off 10 consecutive wins of 20 points or more to conclude the season, including blowout wins of No. 3 Notre Dame in the Cotton Bowl and No. 1 Alabama in the College Football Playoff National Championship.

Seven Tigers earned first or second-team All-America honors, including a school-record three players who collected consensus honors. The 2018 Tigers had a program-record 18 All-ACC selections and became the first school to produce the ACC Player-of-the-Year, ACC Offensive Player-of-the-Year, ACC Defensive Player-of-the-Year, ACC Offensive Rookie-of-the-Year and ACC Coach-of-the-Year in a season since Florida State (1997).

Accolades also accumulated for Swinney, who earned his second career ACC Coach of the Year selection and brought home the Woody Hayes Award as national Coach of the Year. Less than a week after winning the national title, he also won the Paul "Bear" Bryant Award, becoming the first three-time winner in the award's history. The 2018 Bryant and Hayes Awards gave Swinney at least one national coach of the year honor for the fifth time in a seven-year span.

The 2018 season was preceded by a 2017 campaign in which Clemson was on a mission to prove that it was built to last. Swinney guided the team to a 12-2 record, an ACC title and a College Football Playoff berth despite having only six scholarship seniors and losing players who accounted for 77 percent of the offense during the 2016 national championship season.

While Clemson was ranked No. 5 in the preseason AP poll, few expected the Tigers to be ranked No. 1 in both polls and the College Football Playoff ranking entering the bowl season. In fact, Clemson was not even the preseason choice to win the ACC Atlantic Division.

Despite a setback in the Sugar Bowl to the eventual national champion, Alabama, Clemson finished ranked No. 4 in both polls. Swinney joined Bobby Bowden as the only ACC head coaches to lead a program to a final top-five ranking three straight seasons, a streak he pushed to five in 2019. He was inducted into the Alabama Sports Hall of Fame following the season.

SWINNEY'S COACHING RECORD

| Year | School | Position(s) | W-L | Bowl(s) |
|------|------------|-------------|-------|------------------|
| 1993 | Alabama | GA | 9-3-1 | Gator |
| 1994 | Alabama | GA | 12-1 | Citrus |
| 1995 | Alabama | GA | 8-3 | |
| 1996 | Alabama | WR,TE | 10-3 | Outback |
| 1997 | Alabama | TE | 4-7 | |
| 1998 | Alabama | WR | 7-5 | Music City |
| 1999 | * Alabama | WR | 10-3 | Orange |
| 2000 | Alabama | WR | 3-8 | |
| 2003 | Clemson | WR | 9-4 | Peach |
| 2004 | Clemson | WR | 6-5 | |
| 2005 | Clemson | WR | 8-4 | Champs Sports |
| 2006 | Clemson | WR | 8-5 | Music City |
| 2007 | Clemson | AHC,WR | 9-4 | Chick-fil-A |
| 2008 | Clemson | AHC,WR | 3-3 | |
| | Clemson | IHC | 4-2 | |
| | Clemson | HC | 0-1 | Gator |
| 2009 | Clemson | HC | 9-5 | Music City |
| 2010 | Clemson | HC | 6-7 | Meineke Car Care |
| 2011 | * Clemson | HC | 10-4 | Orange |
| 2012 | Clemson | HC | 11-2 | Chick-fil-A |
| 2013 | Clemson | HC | 11-2 | Orange |
| 2014 | Clemson | HC | 10-3 | Russell Athletic |
| 2015 | * Clemson | HC | 14-1 | Orange, CFPNGC |
| 2016 | ** Clemson | HC | 14-1 | Fiesta, CFPNGC |
| 2017 | * Clemson | HC | 12-2 | Sugar |
| 2018 | ** Clemson | HC | 15-0 | Cotton, CFPNGC |
| 2019 | * Clemson | HC | 14-1 | Fiesta, CFPNGC |

* - conference champion; ^ - national champion

| | |
|--|-----------------------|
| Years as a full-time college coach (excluding GA years): |22 |
| Winning seasons: |19 |
| Bowl seasons: |19 |
| Record as an assistant coach: | 106-58-1 (.645) |
| Record as a head coach: |130-31 (.807) |
| Record at Clemson (assistant & head coach): | ...173-56 (.755) |

Clemson's school-record six wins over top-25 teams in 2017, also a national best, included a school-record four on opponents' home fields and five away from home. The defense, including three defensive linemen, featured four players who were named All-American, helping Clemson rank in the top four in the nation in scoring defense (No. 2) and total defense (No. 4). Clemson led the ACC in the four major defensive categories (scoring, total, rushing, passing), a first in program history.

The 2016 Tigers lived up to their hype after compiling a 14-1 record and earning a spot in the College Football Playoff for the second-straight year. Along the way, Clemson knocked off five top-25 foes.

Clemson defeated the top two teams in the national polls in consecutive games in the College Football Playoff at the end of the season. The Tigers blanked Ohio State, 31-0, in the Fiesta Bowl, the first shutout suffered by head coach Urban Meyer in his career and the first for Ohio State since 1993.

The Tigers then earned a rematch with No. 1 Alabama, and for the first time in school history, took down the top-ranked team in a second epic battle with the storied Crimson Tide program. Quarterback Deshaun Watson's touchdown pass to Hunter Renfrow with one second left on the clock gave Clemson a dramatic 35-31 victory in Tampa, Fla. Swinney received the Bear Bryant Award as national Coach of the Year for the second consecutive season.

Swinney coached Watson to two record-setting seasons in 2015 and 2016. The two-time Heisman Trophy finalist became the first player in FBS history to total 4,000 passing yards and 1,000 rushing yards in a season in 2015, and he followed by setting an ACC record with 41 passing touchdowns in 2016. Watson won the Davey O'Brien Award and Manning Award in back-to-back seasons.

Swinney guided Clemson to the No. 1 national ranking in every College Football Playoff poll in 2015 and led the Tigers to their first national championship game appearance under the new format after his team defeated Oklahoma, 37-17, in the 2015 Orange Bowl. The



HEAD COACH DABO SWINNEY



Tigers led Alabama in the fourth quarter of the championship contest, but came up just short (45-40) in an epic game in Glendale, Ariz.

Following the team's 14-1 record and No. 2 final ranking, he was the recipient of 10 national and two ACC Coach of the Year honors.

In 2015, a then-Tiger-record 17 players were named to one of three All-ACC teams, including all five starting offensive linemen for the first time in school history. In

2016, 15 players were honored, including a school-record three first-team All-ACC offensive line selections.

The 2012, 2013 and 2014 seasons were also noteworthy, with three top-15 final rankings. Each of Clemson's teams from 2011-19 registered double-digit victories, the first time the program did it nine straight seasons.

With a 2014 Russell Athletic Bowl victory (40-6) over Oklahoma, Swinney became the first and only coach in history to win three bowl games in consecutive seasons over teams whose head coaches had previously won the national title. He upped that mark to five years in a row in 2016.

Clemson capped off the 2013 season with a thrilling 40-35 victory over No. 6 Ohio State in the Orange Bowl. Clemson had an 11-2 record after finishing 7-1 in ACC regular-season games. It marked Clemson's first back-to-back 11-win seasons in school history. For the fourth time in his first five full seasons as head coach, Swinney was a finalist for the Liberty Mutual National Coach of the Year in 2013.

The 2012 season (11-2) was a groundbreaking year for Swinney's Tigers when looking at the overall consistency of the program. The seven conference wins in the regular season were then a school record, while Clemson was co-champion of the ACC Atlantic Division.

With Clemson's thrilling 25-24 win over No. 7 LSU in the 2012 Chick-fil-A Bowl, the Tigers finished the season ranked No. 9 in the USA Today poll. It was Clemson's first top-10 finish in one of the two major polls since 1990. Clemson also reached the 11-win mark for the first time since its 1981 national championship season.

Swinney's 2011 squad, which ended the season ranked No. 22 in the nation, captured Clemson's first ACC title since 1991 when it beat No. 3 Virginia Tech, 38-10, in the ACC Championship Game in Charlotte, N.C. It gave Clemson its first 10-win season since 1990. For his efforts, Swinney was named Bobby Dodd National Coach of the Year in 2011 to become the first Tiger head coach to win a national Coach of the Year award since Ford in 1981.

In 2010, Swinney became just the second Tiger coach to lead Clemson to a bowl game in his first two full years as head coach, joining his predecessor, Tommy Bowden. The 2010 schedule was one of the most

challenging in school history, as nine bowl teams were on the regular-season slate and two of the four non-conference opponents were ranked in the top 25.

In 2009, Swinney's first full season as head coach at Clemson, he led the Tigers to their first championship of the ACC Atlantic Division. The Tigers came just six points short of winning their first ACC title in 18 years. Swinney was named ACC Coach of the Year by Sporting News and was a finalist for the Liberty Mutual Coach of the Year.

In October 2008, Swinney was named Clemson's interim head coach, replacing Bowden, who had been his position coach as a player at Alabama and was Clemson's head coach since 1999. He led the Tigers to a 4-2 record during the remainder of the 2008 regular season, including a win over South Carolina in the regular-season finale to earn a Gator Bowl bid against Nebraska.

On Dec. 1, 2008, Swinney's interim tag was removed and he was named the program's head coach. At the time, there had been 28 interim head coaches at the FBS level since 1970, and those coaches had combined for a record of 26-86-2. Only one of those 28 interim coaches posted a winning record, and that was Swinney. When he was hired as head coach, he became just the second interim coach to be elevated to the head coach position at the same school during that time period.

Swinney hit the ground running in his first week as interim head coach, as he prepared for a 5-1 Georgia Tech team. He had to reorganize his staff and regroup his team and the fanbase in just five days. While the Tigers lost by four points, he accomplished many goals in that first week through his outstanding leadership. One of the most impressive demonstrations of unity came during the team's "Tiger Walk," which has since become a staple of Clemson's game day routine for both the team and fans.

Swinney has demonstrated his dedication to the community through Dabo's All In Team Foundation. Since 2009, the Swinney family and Dabo's All In Team Foundation have given more than \$5 million back to communities and programs in the state. In its inaugural year, the foundation made the first contribution to the cancer fund established for former Boston College linebacker Mark Herzlich, and many schools followed its lead during the remainder of the season.

MISCELLANEOUS RECORDS UNDER SWINNEY

| Clemson's Record When... | 2008 | 2009 | 2010 | 2011 | 2012 | 2013 | 2014 | 2015 | 2016 | 2017 | 2018 | 2019 | Totals |
|----------------------------------|------|------|------|------|------|------|------|------|------|------|------|------|--------|
| Playing all games | 4-3 | 9-5 | 6-7 | 10-4 | 11-2 | 11-2 | 10-3 | 14-1 | 14-1 | 12-2 | 15-0 | 14-1 | 130-31 |
| Scoring first | 4-2 | 6-4 | 5-5 | 7-3 | 8-2 | 10-0 | 7-2 | 9-0 | 9-0 | 10-0 | 11-0 | 11-1 | 97-19 |
| Leading at end of first quarter | 4-0 | 5-2 | 5-3 | 5-2 | 6-2 | 8-0 | 6-0 | 9-1 | 10-0 | 8-0 | 11-0 | 11-0 | 88-10 |
| Tied at end of first quarter | 0-2 | 3-0 | 0-1 | 2-0 | 1-0 | 2-1 | 2-0 | 2-0 | 3-1 | 2-0 | 3-0 | 1-1 | 21-6 |
| Trailing at end of first quarter | 0-1 | 1-3 | 1-3 | 3-2 | 4-0 | 1-1 | 2-3 | 3-0 | 1-0 | 2-2 | 1-0 | 2-0 | 21-15 |
| Leading at halftime | 4-1 | 8-1 | 5-2 | 5-0 | 10-2 | 8-0 | 8-1 | 12-0 | 13-1 | 11-0 | 14-0 | 12-0 | 110-8 |
| Tied at halftime | 0-0 | 0-0 | 0-0 | 3-0 | 0-0 | 1-0 | 1-1 | 0-1 | 0-0 | 0-0 | 0-0 | 1-0 | 6-2 |
| Trailing at halftime | 0-2 | 1-4 | 1-5 | 2-4 | 1-0 | 2-2 | 1-1 | 2-0 | 1-0 | 1-2 | 1-0 | 1-1 | 14-21 |
| Leading at end of third quarter | 4-1 | 7-1 | 5-1 | 8-0 | 9-0 | 10-0 | 10-0 | 13-1 | 12-1 | 11-0 | 14-0 | 13-0 | 116-5 |
| Tied at end of third quarter | 0-0 | 1-0 | 0-0 | 0-0 | 1-0 | 0-1 | 0-1 | 1-0 | 0-0 | 1-1 | 0-0 | 1-0 | 5-3 |
| Trailing at end of third quarter | 0-2 | 1-4 | 1-6 | 2-4 | 1-2 | 1-1 | 0-2 | 0-0 | 2-0 | 0-1 | 1-0 | 0-1 | 9-23 |
| Tied at end of fourth quarter | 0-0 | 1-0 | 0-1 | 0-0 | 0-0 | 0-0 | 0-1 | 0-0 | 1-0 | 0-0 | 0-0 | 0-0 | 2-2 |
| Totalling more total yards | 4-0 | 8-0 | 3-3 | 10-0 | 10-0 | 10-1 | 9-1 | 13-1 | 13-1 | 10-0 | 13-0 | 13-0 | 117-7 |
| Totalling more rushing yards | 3-0 | 8-1 | 4-1 | 7-1 | 6-1 | 8-1 | 8-1 | 11-1 | 9-0 | 11-0 | 12-0 | 12-0 | 100-7 |
| Totalling more passing yards | 2-2 | 6-2 | 4-5 | 9-2 | 8-0 | 10-1 | 8-2 | 11-1 | 13-1 | 7-1 | 11-0 | 13-0 | 103-17 |
| Totalling more first downs | 2-0 | 5-1 | 3-3 | 9-0 | 10-0 | 9-0 | 10-0 | 13-1 | 13-1 | 10-0 | 13-0 | 12-0 | 109-6 |
| Winning time of possession | 4-1 | 3-0 | 4-3 | 5-0 | 6-0 | 2-0 | 7-1 | 11-0 | 10-1 | 8-0 | 4-0 | 7-0 | 71-6 |
| Winning turnover margin | 3-1 | 7-0 | 4-1 | 5-0 | 5-1 | 9-0 | 3-1 | 6-0 | 6-0 | 5-1 | 8-0 | 11-0 | 72-5 |
| Tying turnover margin | 0-1 | 2-2 | 0-3 | 3-0 | 3-0 | 2-0 | 5-1 | 2-0 | 3-0 | 4-0 | 3-0 | 0-0 | 27-7 |
| Losing turnover margin | 1-1 | 0-3 | 2-3 | 2-4 | 3-1 | 0-2 | 2-1 | 6-1 | 5-1 | 3-1 | 4-0 | 3-1 | 31-19 |
| Rushing for 200+ yards | 0-0 | 4-1 | 3-0 | 4-0 | 5-0 | 2-0 | 4-0 | 11-0 | 6-0 | 6-0 | 10-0 | 10-0 | 65-1 |
| Having a 100+ yard rusher | 0-0 | 2-2 | 3-3 | 4-1 | 3-0 | 4-1 | 4-0 | 9-0 | 5-0 | 2-0 | 8-0 | 9-0 | 53-7 |
| Passing for 300+ yards | 1-0 | 1-0 | 0-0 | 5-2 | 9-0 | 9-0 | 3-1 | 6-1 | 8-1 | 3-0 | 5-0 | 6-0 | 56-5 |
| Playing August games | 0-0 | 0-0 | 0-0 | 0-0 | 0-0 | 1-0 | 0-1 | 0-0 | 0-0 | 0-0 | 0-0 | 1-0 | 2-1 |
| Playing September games | 0-0 | 2-2 | 2-1 | 4-0 | 4-1 | 3-0 | 2-1 | 3-0 | 4-0 | 5-0 | 5-0 | 4-0 | 38-5 |
| Playing October games | 0-1 | 3-1 | 2-3 | 4-1 | 3-0 | 3-1 | 4-0 | 5-0 | 4-0 | 2-1 | 3-0 | 3-0 | 36-8 |
| Playing November games | 4-1 | 3-1 | 2-2 | 1-2 | 3-1 | 3-1 | 3-1 | 4-0 | 3-1 | 4-0 | 4-0 | 4-0 | 38-10 |
| Playing December games | 0-0 | 1-1 | 0-1 | 1-0 | 1-0 | 0-0 | 1-0 | 2-0 | 2-0 | 1-0 | 2-0 | 2-0 | 13-2 |
| Playing January games | 0-1 | 0-0 | 0-0 | 0-1 | 0-0 | 1-0 | 0-0 | 0-0 | 1-0 | 0-1 | 1-0 | 0-1 | 3-5 |

HEAD COACH DABO SWINNEY



Sammy Watkins, DeAndre Hopkins, Artavis Scott, Mike Williams, Tee Higgins) in 15 of those 17 seasons.

The Alabama native has a reputation as one of the top recruiters in the nation. In 2006, he was listed as the No. 5 recruiter in the nation by Rivals. He signed 38 players in his five recruiting seasons as an assistant coach and was a major reason Clemson's 2008 recruiting class was rated No. 2 in the nation by ESPN when he signed 11 players. Clemson's 2020 class finished as a consensus top-three class, earning the top ranking from ESPN, a No. 2 rank by Rivals and a No. 3 ranking in the 247 Composite.

When Swinney accepted the interim head coaching position at Clemson on Oct. 13, 2008, he described his feelings as "bittersweet," because he was taking over for Bowden, who had been his first position coach at Alabama in the 1989 season. He had also brought Swinney back to the coaching profession in 2003 and has had a profound effect on his life. Both had followed similar paths as players, as Bowden was a walk-on at West Virginia and Swinney was a walk-on at Alabama.

Swinney received a commerce & business administration degree from Alabama in 1993 after lettering three times (1990-92). A walk-on who went on to earn a scholarship, Swinney was a wide receiver on Alabama's 1992 national championship team. He was also named Academic All-SEC along with being an SEC Scholar-Athlete Honor Roll member in 1990 and 1992.

Along with his appearance in the 1993 Sugar Bowl, his Alabama teams played in the 1990 Sugar Bowl, 1991 Fiesta Bowl and 1991 Blockbuster Bowl. Both Sugar Bowl contests came after winning the SEC title.

After his playing career, Swinney served as a graduate assistant at Alabama from 1993-95. In December 1995, he received a Master's degree in business administration from Alabama.

He became a full-time assistant coach at Alabama in February 1996 under head coach Gene Stallings and coached a total of five seasons there on a full-time basis. Swinney was assigned to coach the Crimson Tide's wide receivers and tight ends in 1996, a season that saw Alabama win the SEC West Division title. The following year, he solely coached the tight ends.

In 1998, he coached Alabama's wide receivers, a position he held for three years. At the end of 1999, Swinney coached the Crimson Tide in the 2000 Orange Bowl after winning the SEC Championship Game.

During his time at Alabama, Swinney was a part of six teams with double-digit wins, five top-10 finishes, one national title (1992), three SEC championships (1989,92,99) and five SEC West Division titles (1992,93,94,96,99) as a player and coach.

Swinney married the former Kathleen Bassett in 1994. They have three sons, Will, Drew and Clay. Will, a senior, and Drew, a redshirt sophomore, are both on the 2020 Tiger football team.

The foundation had a banner year in 2019, as it awarded more than \$1,082,000 in grant funding to more than 165 deserving organizations and non-profits in South Carolina and raised \$400,000 for breast cancer research and prevention during the organization's annual Ladies Clinic. Swinney was named as the honorary coach for the 2019 Allstate AFCA Good Works Team, a honor for which Watson, a former Good Works Team selection, returned to Clemson to surprise Swinney with during a team meeting.

The 1993 Alabama graduate joined the Tiger staff prior to the 2003 season. In his first 17 years as an assistant or head coach, the Tigers finished in the top 25

of the polls 13 times and had 43 wins over teams in the top 25 of at least one of the three major polls.

Swinney coached his wide receiver position to a level of consistency that had not been seen previously at Clemson. He had a wide receiver finish first or second in the ACC in receptions in five of his six seasons as an assistant coach.

In his first year, he had three of the top-10 receivers in the ACC, a first in Tiger history. In his 17 seasons at Clemson, a Tiger wide receiver has earned All-ACC status in 16 of those campaigns, including a first or second-team All-ACC selection (Derrick Hamilton, Airese Currie, Chansi Stuckey, Aaron Kelly, Jacoby Ford,

SWINNEY'S RECORDS VS. OPPONENTS

| Opponent | W | L | Win % | CU | Opp. |
|-----------------------|-----------|----------|-------------|------------|------------|
| Alabama | 2 | 2 | .500 | 125 | 116 |
| Appalachian State | 1 | 0 | 1.000 | 41 | 10 |
| Auburn | 4 | 1 | .800 | 121 | 89 |
| Ball State | 1 | 0 | 1.000 | 52 | 27 |
| Boston College | 11 | 1 | .917 | 394 | 174 |
| Charlotte | 1 | 0 | 1.000 | 52 | 10 |
| Citadel, The | 2 | 0 | 1.000 | 113 | 9 |
| Coastal Carolina | 1 | 0 | 1.000 | 49 | 3 |
| Duke | 3 | 0 | 1.000 | 122 | 33 |
| Florida State | 7 | 5 | .583 | 378 | 319 |
| Furman | 2 | 0 | 1.000 | 89 | 14 |
| Georgia | 1 | 1 | .500 | 59 | 80 |
| Georgia Southern | 1 | 0 | 1.000 | 38 | 7 |
| Georgia State | 1 | 0 | 1.000 | 28 | 0 |
| Georgia Tech | 8 | 5 | .615 | 424 | 302 |

| | | | | | |
|----------------------|----------|----------|--------------|------------|-----------|
| Kent State | 1 | 0 | 1.000 | 56 | 3 |
| Kentucky | 1 | 0 | 1.000 | 21 | 13 |
| Louisiana State | 1 | 1 | .500 | 50 | 66 |
| Louisville | 6 | 0 | 1.000 | 254 | 117 |
| Maryland | 4 | 1 | .800 | 193 | 113 |
| Miami (Fla.) | 3 | 1 | .750 | 157 | 70 |
| Middle Tennessee | 1 | 0 | 1.000 | 37 | 14 |
| Nebraska | 0 | 1 | .000 | 21 | 26 |
| North Carolina | 4 | 1 | .800 | 191 | 151 |
| NC State | 10 | 1 | .909 | 413 | 241 |
| North Texas | 1 | 0 | 1.000 | 35 | 10 |
| Notre Dame | 2 | 0 | 1.000 | 54 | 25 |
| Ohio State | 3 | 0 | 1.000 | 100 | 58 |
| Oklahoma | 2 | 0 | 1.000 | 77 | 23 |
| Pittsburgh | 1 | 1 | .500 | 84 | 53 |
| Presbyterian College | 1 | 0 | 1.000 | 58 | 21 |

| | | | | | |
|----------------------|------------|-----------|--------------|-------------|-------------|
| South Carolina | 7 | 5 | .583 | 358 | 273 |
| SC State | 3 | 0 | 1.000 | 184 | 20 |
| South Florida | 0 | 1 | .000 | 26 | 31 |
| Syracuse | 6 | 1 | .857 | 248 | 103 |
| Texas A&M | 2 | 0 | 1.000 | 52 | 36 |
| Texas Christian | 0 | 1 | .000 | 10 | 14 |
| Troy | 2 | 0 | 1.000 | 73 | 43 |
| Virginia | 4 | 0 | 1.000 | 168 | 51 |
| Virginia Tech | 5 | 0 | 1.000 | 172 | 92 |
| Wake Forest | 11 | 0 | 1.000 | 442 | 127 |
| West Virginia | 0 | 1 | .000 | 33 | 70 |
| Wofford | 3 | 0 | 1.000 | 143 | 51 |
| Totals | 130 | 31 | .807 | 5795 | 3108 |

Note: Dabo Swinney took over as head coach on Oct. 13, 2008. The last seven games of 2008 are credited to his record; **bold** denotes 2020 opponent.

SUPERLATIVES UNDER DABO SWINNEY

TEAM


| Category | Clemson Team High | Opponent Team High |
|------------------------------------|--|--|
| Total Offense | 754 vs. NC State, 11-17-12 | 667 by Florida State, 9-22-12 |
| Plays | 102 vs. NC State, 11-17-12 | 99 by Louisville, 10-1-16 |
| Yards Per Play | 11.6 vs. Louisville, 11-3-18 | 8.9 by Florida State, 9-22-12 |
| Rushing Yards | 492 vs. Louisville, 11-3-18 | 383 by Georgia Tech, 10-29-11 |
| Carries | 63 vs. Miami (Fla.), 10-24-15 | 67 by Georgia Tech, 10-29-11 |
| Yards Per Carry | 13.3 vs. Louisville, 11-3-18 | 8.0 by Georgia, 8-30-14 |
| Rushing Touchdowns | 7 vs. South Carolina, 11-24-18 | 5 by Florida State, 9-22-12 |
| | | 5 by Georgia, many times (2) |
| Passing Yards | 580 vs. Pittsburgh, 11-12-16 | 510 by South Carolina, 11-26-16 |
| Completions | 52 vs. Pittsburgh, 11-12-16 | 32 by West Virginia, 1-4-12 |
| | | 32 by South Carolina, 11-26-16 |
| Passing Attempts | 70 vs. Pittsburgh, 11-12-16 | 53 by NC State, 11-17-12 |
| Completion % (min. 10 comp.) | 83.3 vs. South Carolina, 11-26-16 | 77.1 by Florida State, 9-22-12 |
| | 83.3 vs. Wake Forest, 10-6-18 | |
| Passing Efficiency (min. 10 comp.) | 236.1 vs. Virginia, 12-7-19 | 207.7 by South Carolina, 11-26-11 |
| Passing Touchdowns | 6 vs. many (4) | 6 by West Virginia, 1-4-12 |
| Longest Pass | 96 vs. Virginia, 11-2-13 | 94 by Florida State, 10-19-13 |
| First Downs | 40 vs. South Carolina, 11-26-16 | 31 by West Virginia, 1-4-12 |
| | | 31 by Louisville, 10-1-17 |
| Total Touchdowns | 11 vs. Louisville, 11-3-18 | 10 by West Virginia, 1-4-12 |
| Points | 77 vs. Louisville, 11-3-18 | 70 by West Virginia, 1-4-12 |
| Field Goals | 6 vs. Boston College, 9-19-09 | 4 by many (3) |
| Punting Average (min. 3 punts) | 51.8 vs. Louisville, 9-16-17 | 57.7 by Wake Forest, 11-16-19 |
| Time of Possession | 39:37 vs. Florida State, 10-12-19 | 41:52 by North Texas, 9-4-10 |
| Penalties | 15 vs. Ohio State, 1-3-14 | 16 by Florida State, 10-27-18 |
| Penalty Yards | 144 vs. Ohio State, 1-3-14 | 134 by Florida State, 10-27-18 |
| Turnovers | 6 vs. many (3) | 6 by North Carolina, 10-22-11 |
| Third-Down Conversions | 14 vs. Auburn, 9-17-11 | 11 by many (3) |
| Third-Down Conversion % | 87.5 vs. Louisville, 11-3-18 | 66.7 by Florida State, 10-19-13 |
| Punt Return Yards | 135 vs. Middle Tennessee, 9-5-09 | 85 by Georgia Tech, 9-10-09 |
| Kickoff Return Yards | 248 vs. Maryland, 10-15-11 | 290 by North Carolina, 10-22-11 |
| Interception Return Yards | 105 vs. Virginia Tech, 12-3-11 | 147 by Georgia Tech, 11-15-14 |
| Interceptions By Defense | 4 vs. South Carolina, 11-29-08 | 4 by Georgia Tech, 10-18-08 |
| | 4 vs. Syracuse, 10-5-13 | |
| Fumble Return Yards | 63 vs. Syracuse, 10-13-17 | 103 by West Virginia, 1-4-12 |
| Sacks | 11 vs. Auburn, 9-9-17 | 6 by Florida State, 11-8-08 |
| | | 6 by South Carolina, 11-24-12 |

INDIVIDUAL

| Category | Clemson Individual Best | Opponent Individual Best |
|------------------------------------|---|---|
| Total Offense | 588 by Deshaun Watson vs. Pittsburgh, 11-12-16 | 490 by Jake Bentley (South Carolina), 11-24-18 |
| Rushing Yards | 233 by C.J. Spiller vs. Georgia Tech, 12-5-09 | 198 by Todd Gurley (Georgia), 8-30-14 |
| Carries | 30 by Roderick McDowell vs. Maryland, 10-26-13 | 37 by Montel Harris (Boston College), 10-30-10 |
| | 30 by Wayne Gallman vs. Auburn, 9-3-16 | |
| Rushing Touchdowns | 4 by C.J. Spiller vs. Georgia Tech, 12-5-09 | 4 by Dalvin Cook (Florida State), 10-29-16 |
| Longest Carry | 90 by Travis Etienne vs. Georgia Tech, 8-29-19 | 82 by Anthony Allen (Georgia Tech), 9-10-09 |
| Passing Yards | 580 by Deshaun Watson vs. Pittsburgh, 11-12-16 | 510 by Jake Bentley (South Carolina), 11-24-18 |
| Completions | 52 by Deshaun Watson vs. Pittsburgh, 11-12-16 | 32 by Geno Smith (West Virginia), 1-4-12 |
| | | 32 by Jake Bentley (South Carolina), 11-24-18 |
| Passing Attempts | 70 by Deshaun Watson vs. Pittsburgh, 11-12-16 | 53 by Mike Glennon (NC State), 11-17-12 |
| Completion % (min. 10 comp.) | 95.0 by Cole Stoudt vs. SC State, 9-7-13 | 77.1 by EJ Manuel (Florida State), 9-22-12 |
| Passing Efficiency (min. 10 comp.) | 261.9 by Tajh Boyd vs. Syracuse, 10-5-13 | 207.7 by Connor Shaw (South Carolina), 11-26-11 |
| Passing Touchdowns | 6 by Deshaun Watson vs. North Carolina, 9-27-14 | 6 by Geno Smith (West Virginia), 1-4-12 |
| | 6 by Deshaun Watson vs. South Carolina, 11-26-16 | |
| Receptions | 16 by Sammy Watkins vs. Ohio State, 1-3-14 | 12 by Tavon Austin (West Virginia), 1-4-12 |
| | | 12 by Cam Phillips (Virginia Tech), 12-3-16 |
| Receiving Yards | 227 by Sammy Watkins vs. Ohio State, 1-3-14 | 219 by Tobais Palmer (NC State), 11-17-12 |
| Receiving Touchdowns | 3 by many (4), many times (6) | 4 by Tavon Austin (West Virginia), 1-4-12 |
| All-Purpose Yards | 345 by Sammy Watkins vs. Maryland, 10-15-11 | 496 by Tobais Palmer (NC State), 11-17-12 |
| Total Touchdowns | 4 by C.J. Spiller vs. Georgia Tech, 12-5-09 | 4 by Tavon Austin (West Virginia), 1-4-12 |
| | | 4 by Todd Gurley (Georgia), 8-30-14 |
| | | 4 by Dalvin Cook (Florida State), 10-29-16 |
| Points | 24 by C.J. Spiller vs. Georgia Tech, 12-5-09 | 24 by Tavon Austin (West Virginia), 1-4-12 |
| | | 24 by Todd Gurley (Georgia), 8-30-14 |
| | | 24 by Dalvin Cook (Florida State), 10-29-16 |
| | | 4 by many (3) |
| Field Goals | 6 by Richard Jackson vs. Boston College, 9-19-09 | 57.7 by Dom Maggio (Wake Forest), 11-16-19 |
| Punting Average (min. 3 punts) | 51.8 by Will Spiers vs. Louisville, 9-16-17 | 85 by Jerrard Tarrant (Georgia Tech), 9-10-09 |
| Punt Return Yards | 119 by C.J. Spiller vs. Boston College, 9-19-09 | 277 by Tobais Palmer (NC State), 11-17-12 |
| Kickoff Return Yards | 207 by Sammy Watkins vs. Maryland, 10-15-11 | 85 by Jamal Golden (Georgia Tech), 11-15-14 |
| Interception Return Yards | 86 by Van Smith vs. Ohio State, 12-31-16 | 2 by Morgan Burnett (Georgia Tech), 10-18-08 |
| Interceptions | 2 by many (4), many times (6) | 2 by Jemea Thomas (Georgia Tech), 10-29-11 |
| | | 2 by Jaire Alexander (Louisville), 10-1-16 |
| Fumble Return Yards | 63 by Tanner Muse vs. Syracuse, 10-13-17 | 99 by Darwin Cook (West Virginia), 1-4-12 |
| Tackles | 18 by Spencer Shuey vs. Georgia, 8-31-13 | 23 by Cole Farrand (Maryland), 10-26-13 |
| Tackles For Loss | 6 by Andre Branch vs. Virginia Tech, 10-1-11 | 4.5 by Jadeveon Clowney (South Carolina), 11-24-12 |
| | | 4.5 by Brian Burns (Florida State), 11-11-17 |
| Sacks | 4 by Andre Branch vs. Virginia Tech, 10-1-11 | 4.5 by Jadeveon Clowney (South Carolina), 11-24-12 |
| | 4 by Austin Bryant vs. Auburn, 9-9-17 | |

* - in teams' own territory; Note: Teams' "points" and "total touchdowns" include defensive and special teams' points; **bold** denotes a Clemson home game.

FOOTBALL ADMINISTRATION



WOODY McCORVEY

- ASSOCIATE AD • FOOTBALL ADMINISTRATION
- 19TH SEASON AT CLEMSON
- ALABAMA STATE '72

Woody McCorvey has been a significant part of the two greatest eras in Tiger football. In the 1980s he was on the staff of Head Coach Danny Ford, and helped Clemson to a 60-19-3 record, three ACC titles and four bowl wins. He was on the staff of five Clemson teams that finished in the final top 20 of the AP poll.

Now, McCorvey is back at Clemson, and Dabo Swinney would be the first to say how important he has been in contributing to Clemson's recent run of nine straight seasons of 10+ wins and a final top-25 finish.

"He is my national security advisor," said Swinney. "My experience with him dates to my days as a player at Alabama when he was my position coach. He coached at Clemson in the 1980s under Danny Ford and knows all about our winning tradition."

The 2020 season is his 43rd in college football as either a coach or an administrator. He came back to Clemson for the 2009 season, Swinney's first full year, and he has helped him bring the Tigers to a level of consistent excellence that culminated in national championships following the 2016 and 2018 seasons.

McCorvey has worked for three coaches in the College Football Hall of Fame. He has also been in significant coaching roles with Gene Stallings and Phillip Fulmer. He has worked for four national title coaches in Ford, Fulmer, Stallings and Swinney.

Swinney has a 126-28 record as head coach since McCorvey joined his staff. That includes eight wins over top-10 teams in bowl games the last eight years. The Tigers have won six ACC titles, eight division titles and posted 10 bowl wins in just 11 years.

McCorvey serves as the primary liaison between Swinney and the athletic and IPTAY administrations. He also oversees the management of the football administrative offices.

McCORVEY'S COACHING EXPERIENCE

| Year(s) | School | Location |
|---------|------------------------|-------------------|
| 1972-77 | Tate High School | Pensacola, Fla. |
| 1978 | North Carolina Central | Durham, N.C. |
| 1979-82 | Alabama A&M | Huntsville, Ala. |
| 1983-89 | Clemson | Clemson, S.C. |
| 1990-97 | Alabama | Tuscaloosa, Ala. |
| 1998 | South Carolina | Columbia, S.C. |
| 1999-04 | Tennessee | Knoxville, Tenn. |
| 2004-08 | Mississippi State | Starkville, Miss. |

He supervises the football budget and works with the academic staff to oversee that important area. Clemson has finished in the top-10 percent of all FBS programs in APR scores in nine of the last 10 years, one of only three schools to make that claim.

As the Tigers' wide receivers and tight ends coach from 1983-89, he recruited future Pro Bowl standouts Donnell Woolford and Chester McGlockton. He also coached future NFL players Keith Jennings and K.D. Dunn.

McCorvey coached at the Division I level for 26 years and went to a bowl game 17 of those seasons. He coached or signed 36 players who went on to a professional football career as well.

From 1990-08, he coached in the SEC every year, including each of the last five at Mississippi State, where he served as assistant head coach and offensive coordinator in addition to coaching the quarterbacks. He was a big reason the Bulldogs won eight games, including wins over Auburn, Alabama and Mississippi, in 2007. He also coached running back Anthony Dixon, who was a sixth-round draft pick by the 49ers in 2010, and Kyle Love, a free-agent signee.

McCorvey coached at Tennessee for five years (1999-03). With him heading the running game, the Volunteers had a 46-14 record. He helped guide Tennessee to the 2000 Fiesta Bowl, 2001 Cotton Bowl, 2002 Citrus Bowl, and 2002 and 2003 Peach Bowls. Tennessee won three consecutive New Year's Day Bowl games from 2000-02 as well.

Under McCorvey's leadership, Tennessee maintained the school's reputation of having an outstanding rushing attack. The Volunteers led the SEC in rushing in 1999, averaging 191.3 yards per game. His work helped tailback Travis Stephens pace the SEC in rushing yards (1,464) in 2001.

One year prior, McCorvey helped tailback Travis Henry finish second in the league and 14th in the nation in rushing yards (1,314). Another of his protegés was Jamal Lewis, who finished in the top five on the Tennessee career rushing list and was the No. 5 overall pick of the 2000 NFL draft. Lewis had an All-Pro career in the NFL.

Prior to joining the staff at Tennessee, McCorvey worked one season at South Carolina, where he served as the wide receivers coach in 1998 under former Tiger assistant coach Brad Scott.

McCorvey took the South Carolina job following an eight-year stay at Alabama from 1990-97. He served seven seasons as its wide receivers coach and the 1996 campaign as offensive coordinator. He was the assistant head coach in 1997 as well.

Alabama had five top-25 final rankings in his tenure, including three seasons in the top five. The Crimson Tide won the 1992 national title with McCorvey serving as wide receivers coach and Swinney as one of his student-athletes. That season culminated with a 34-13 win over heavily-favored Miami (Fla.) in the Sugar Bowl. Current Tiger assistant head coach Danny Pearman was also on that staff.

During the 1990-96 era, Alabama posted a 70-16-1 record and played in six bowl games. With McCorvey at the controls of the offense in 1996, Alabama finished 10-3, including a win over Michigan in the Outback Bowl.

Alabama's players flourished under his guidance. As offensive coordinator, running back Shaun Alexander established many school records and later went on to a Pro Bowl career with the Seattle Seahawks. In 1993, David Palmer established school records for catches and receiving yards along with earning first-team All-America honors. Palmer was third in the Heisman Trophy balloting, the highest finish in history for an Alabama player at the time.

From 1979-82, he served as an assistant coach at Alabama A&M and helped that program to the No. 6 rushing offense in Division II in 1981 after finishing 11th in the nation in scoring offense in 1980. McCorvey began his college coaching career at North Carolina Central in 1978.

McCorvey began his coaching career with a six-year stint (1972-77) at J.M. Tate Senior High School in Florida. A quarterback at Alabama State from 1968-71, McCorvey earned his bachelor's degree from Alabama State in 1972 and a Master's degree from West Florida in 1977.

He was the recipient of the 2015 AFCA Outstanding Achievement Award for his contributions to college football. In 2013, he was on the Rose Bowl Advisory Committee and returned to that role in 2017. He was a member of the College Football Playoff Advisory Committee in 2014-15 as well.

In 2010, McCorvey was inducted into the Atmore (Ala.) Hall of Fame. He was inducted into the Alabama Sports Hall of Fame in 2020 as part of an induction class that included Sylvester Croom, with whom he coached at Mississippi State.

The Atmore, Ala. native is married to the former Ann Brown. The couple has a son, Marlon, daughter-in-law Brooke, and grandson, Beau.



WOODY AND WIFE, ANN,
WITH GRANDSON, BEAU.

ASSISTANT COACHES



BRENT VENABLES

- ASSOCIATE HEAD COACH • DEFENSIVE COORDINATOR • LINEBACKERS
- 9TH SEASON AT CLEMSON
- 28TH SEASON OVERALL
- KANSAS STATE '92

- In his 27 years at various coaching levels, his teams have 27 winning seasons, have been to 31 bowl games and have won 10+ games 21 times.
- Has coached in eight national championship games, helping Clemson to four berths and two titles.
- Helped linebacker Isaiah Simmons win the 2019 Butkus Award as the nation's top linebacker. Simmons was Venables' seventh career Butkus finalist and third career Butkus winner. Simmons earned ACC Defensive Player-of-the-Year honors in 2019 as one of Clemson's eight All-ACC selections on defense.
- Coordinated a 2019 unit that did not allow its first 12 opponents to reach 300 yards, the first FBS unit on record since 1996 to do so. Clemson finished in the Top 10 in total defense (228.3 yards per game) for a sixth straight season, the longest active streak in the country, and finished third in the country in scoring defense (13.5 points per game).
- Helped Clemson hold opponents to 20 or fewer points in 16 consecutive games across the 2018-19 seasons. A streak of that length had not occurred at Clemson in 79 years, when Hall of Fame coaches Jess Neely and Frank Howard combined for a 31-game streak across the 1937-40 seasons.
- Led the country in scoring defense (13.1 points per game) for the first time in school history in 2018. Ranked fourth in rushing defense (96.3 yards per game), fifth in total defense (285.9 yards per game).
- Unit set a school record with 54 sacks in 2018, the third-most by any FBS team in a season since 2000.

THE VENABLES FILE

PLAYING EXPERIENCE

Played two seasons (1989,90) at Garden City (Kan.) Community College ... lettered two times as a linebacker at Kansas State (1991,92).

EDUCATION

Graduated from Kansas State with a political science degree in 1992.

PERSONAL DATA

Born Dec. 18, 1970 ... he and his wife, Julie, have two sons, Jake and Tyler, and two daughters, Laney and Addie.

- His 2018 defense produced five first- or second-team All-Americans, including two consensus selections (Clelin Ferrell and Christian Wilkins). Ferrell also won the Ted Hendricks Award as the nation's top defensive end and Wilkins won the Campbell Trophy, known colloquially as the "Academic Heisman." Linebacker Tre Lamar was a finalist for the Butkus Award.
- His 2017 defense was second in the nation in scoring defense (13.6) and fourth in total defense (276.7).
- Helped linebackers Dorian O'Daniel (2017) and Tre Lamar (2018) earn Butkus Award finalist selections.
- Recipient of the 2016 Frank Broyles Award as the nation's top assistant coach. His 2016 group amassed 130 tackles for loss and a then-school-record 49 sacks. His teams led the NCAA in tackles for loss four seasons in a row from 2013-16.

VENABLES' COACHING RECORD

| Year | School | Position(s) | W-L | Bowl(s) |
|------|--------------|-------------|-------|------------------|
| 1993 | Kansas State | GA | 9-2-1 | Copper |
| 1994 | Kansas State | GA | 9-3 | Aloha |
| 1995 | Kansas State | GA | 10-2 | Holiday |
| 1996 | Kansas State | LB | 9-3 | Cotton |
| 1997 | Kansas State | LB | 11-1 | Fiesta |
| 1998 | Kansas State | LB,DRGC | 11-2 | Alamo |
| 1999 | Oklahoma | Co-DC,LB | 7-5 | Independence |
| 2000 | Oklahoma | Co-DC,LB | 13-0 | Orange |
| 2001 | Oklahoma | Co-DC,LB | 11-2 | Cotton |
| 2002 | Oklahoma | Co-DC,LB | 12-2 | Rose |
| 2003 | Oklahoma | Co-DC,LB | 12-2 | Sugar |
| 2004 | Oklahoma | AHC,DC,LB | 12-1 | Orange |
| 2005 | Oklahoma | AHC,DC,LB | 8-4 | Holiday |
| 2006 | Oklahoma | AHC,DC,LB | 11-3 | Fiesta |
| 2007 | Oklahoma | AHC,DC,LB | 11-3 | Fiesta |
| 2008 | Oklahoma | AHC,DC,LB | 12-2 | BCS Championship |
| 2009 | Oklahoma | AHC,DC,LB | 8-5 | Sun |
| 2010 | Oklahoma | AHC,DC,LB | 12-2 | Fiesta |
| 2011 | Oklahoma | AHC,DC,LB | 10-3 | Insight |
| 2012 | Clemson | DC,LB | 11-2 | Chick-fil-A |
| 2013 | Clemson | DC,LB | 11-2 | Orange |
| 2014 | Clemson | DC,LB | 10-3 | Russell Athletic |
| 2015 | Clemson | DC,LB | 14-1 | Orange, CFPNGC |
| 2016 | Clemson | DC,LB | 14-1 | Fiesta, CFPNGC |
| 2017 | Clemson | DC,LB | 12-2 | Sugar |
| 2018 | Clemson | AHC,DC,LB | 15-0 | Cotton, CFPNGC |
| 2019 | Clemson | AHC,DC,LB | 14-1 | Fiesta, CFPNGC |

| | |
|-------------------------------------|---------------|
| Years as a full-time college coach: | 24 |
| Winning seasons: | 24 |
| Bowl seasons: | 24 |
| Record as an assistant coach: | 271-52 (.839) |
| Record at Clemson: | 101-12 (.902) |

- Ben Boulware was a first-team All-ACC performer and second-team Walter Camp All-American in 2016, as well as ACC Co-Defensive Player of the Year.
- Was FootballScoop's Defensive Coordinator of the Year in 2014 and Rivals' Recruiter of the Year in 2015.
- Finalist for the 2015 Broyles Award after his defense finished fourth nationally in third-down conversion percentage (27.7) and in sacks per game (3.2) and fifth in tackles for loss per game (8.4).
- His 2014 defense led the nation in total defense (260.8), pass efficiency defense (98.3), first downs allowed (185), third-down conversion percentage defense (27.4) and tackles for loss (131).
- His 2013 unit led the nation in tackles for loss (122).
- Named one of Rivals' top-25 recruiters in the nation in 2013 and one of 247Sports' top-50 recruiters in the nation in 2013.
- Coached 13 years (1999-11) at Oklahoma and three years (1996-98) at Kansas State. Was a graduate assistant at Kansas State for three years (1993-95).
- Served as co-defensive coordinator (1999-03) and defensive coordinator at Oklahoma (2004-11).
- Linebackers under his direction were named Big 12 Defensive Player of the Year five times and Big 12 Defensive Newcomer of the Year five times. Has coached three Butkus Award winners among seven total Butkus Award finalists in his career.
- Broyles Award finalist in the 2006 season when Oklahoma led the Big 12 in total defense and scoring defense.
- Oklahoma ranked first in the nation in total defense, first in passing defense, second in pass efficiency defense, third in scoring defense and fifth in turnover margin in 2003.
- His 2001 defense was fourth in the nation in scoring defense, fourth in total defense, fifth in pass efficiency defense and seventh in rushing defense.
- Also owns a national championship ring as co-defensive coordinator and linebackers coach at Oklahoma in 2000.
- As a player at Kansas State, he was Honorable Mention All-Big Eight in 1992 with 124 tackles. He was also an All-American at Garden City (Kan.) Community College who recorded 276 career tackles.



ASSISTANT COACHES



DANNY PEARMAN

- ASSISTANT HEAD COACH • SPECIAL TEAMS COORDINATOR • TIGHT ENDS
- 13TH SEASON AT CLEMSON
- 30TH SEASON OVERALL
- CLEMSON '87

- Coached in a national championship game with three different schools, including Clemson (2015,16,18,19).
- Had a big impact in Clemson winning six ACC titles. He has been on the staff for eight ACC Atlantic Division titles in the last 11 years.
- Helped B.T. Potter lead the nation in kickoff average (64.63 yards per kickoff) in 2019. Potter also converted a CFP National Championship Game-record 52-yard field goal against LSU.
- Led a 2018 tight end group that helped Clemson total a school-record 3,723 rushing yards, breaking a mark that had stood since 1978.
- His tight ends helped Clemson average 194.1 rushing yards per game in 2017.
- Won his second and third national championships as an assistant coach in 2016 and 2018, as he was an assistant at Alabama in 1992.
- Coached two-time All-American and two-time Mackey Award finalist Jordan Leggett. Leggett set Clemson tight end records for receptions, yards, and touchdowns.
- Placekicker Greg Huegel was an All-American in the 2015 season.
- Coached Bradley Pinion, who averaged 42.6 yards per punt with 28 punts inside the 20 against only two touchbacks. Pinion was selected in the fifth round of

THE PEARMAN FILE

PLAYING EXPERIENCE

Lettered three times (1985-87) as a tight end at Clemson ... strength & conditioning All-American (1987).

BOWL PARTICIPATION AS A PLAYER

1985 Independence Bowl ... 1986 Gator Bowl ... 1988 Citrus Bowl.

EDUCATION

Bachelor's degree in finance from Clemson in 1987 ... Master of Business Administration from Clemson in 1989.

PERSONAL DATA

Born Feb. 17, 1965 ... he and his wife, Kristy, have one daughter, Taylor, and two sons, Tanner and Trent.

the 2015 NFL draft and is now the starter for the Tampa Bay Buccaneers.

- Has coached the special teams since 2011, including NFL placekicker Chandler Catanzaro, who was a three-time All-ACC pick. He is Clemson's career scoring leader (404) and made 81.7 percent of his field goals.
- Coached Brandon Ford to a First-Team All-ACC season at tight end in 2012.

PEARMAN'S COACHING RECORD

| Year | School | Position(s) | W-L | Bowl(s) |
|------|----------------|-------------|-------|------------------|
| 1988 | Clemson | GA | 10-2 | Citrus |
| 1989 | Clemson | GA | 10-2 | Gator |
| 1990 | Alabama | GA | 7-5 | Fiesta |
| 1991 | Alabama | STC,OT | 11-1 | Blockbuster |
| 1992 | Alabama | STC,OT | 13-0 | Sugar |
| 1993 | Alabama | STC,OT | 9-3-1 | Gator |
| 1994 | Alabama | STC,OT | 12-1 | Citrus |
| 1995 | Alabama | STC,OT | 8-3 | |
| 1996 | Alabama | STC,OT | 10-3 | Outback |
| 1997 | Alabama | STC,DT | 4-7 | |
| 1998 | Virginia Tech | STA,OT,TE | 9-3 | Music City |
| 1999 | Virginia Tech | STA,OT,TE | 11-1 | Sugar |
| 2000 | Virginia Tech | STA,OT,TE | 11-1 | Gator |
| 2001 | Virginia Tech | STA,OT,TE | 8-4 | Gator |
| 2002 | Virginia Tech | STA,OT,TE | 10-4 | San Francisco |
| 2003 | Virginia Tech | STA,OT,TE | 8-5 | Insight |
| 2004 | Virginia Tech | STA,OT,TE | 10-3 | Sugar |
| 2005 | Virginia Tech | STA,OT,TE | 11-2 | Gator |
| 2006 | North Carolina | STA,DE | 3-9 | |
| 2007 | Duke | STC,TE | 1-11 | |
| 2008 | Maryland | STC,TE,HB | 7-5 | Humanitarian |
| | Clemson | OT,TE | 0-1 | Gator |
| 2009 | Clemson | AHC,OT,TE | 9-5 | Music City |
| 2010 | Clemson | AHC,OT,TE | 6-7 | Meineke Car Care |
| 2011 | Clemson | AHC,STC,TE | 10-4 | Orange |
| 2012 | Clemson | AHC,STC,TE | 11-2 | Chick-fil-A |
| 2013 | Clemson | AHC,STC,TE | 11-2 | Orange |
| 2014 | Clemson | AHC,STC,TE | 10-3 | Russell Athletic |
| 2015 | Clemson | AHC,STC,TE | 14-1 | Orange, CFPNCG |
| 2016 | Clemson | AHC,STC,TE | 14-1 | Fiesta, CFPNCG |
| 2017 | Clemson | AHC,STC,TE | 12-2 | Sugar |
| 2018 | Clemson | AHC,STC,TE | 15-0 | Cotton, CFPNCG |
| 2019 | Clemson | AHC,STC,TE | 14-1 | Fiesta, CFPNCG |

| | |
|-------------------------------------|-----------------|
| Years as a full-time college coach: | 29 |
| Winning seasons: | 25 |
| Bowl seasons: | 25 |
| Record as an assistant coach: | 282-95-1 (.754) |
| Record at Clemson: | 126-29 (.813) |

- Coached Dwayne Allen, a Super Bowl champion with the New England Patriots, in the 2011 season, when Allen won the Mackey Award and was a first-team All-American.
- In 2010, he coached offensive tackle Chris Hairston to a first-team All-ACC season and Allen to second-team All-ACC honors. Hairston played seven NFL seasons.
- In 2009, his tight ends had 54 catches, most for the position in Tiger history at the time. He coached first-team All-ACC tight end Michael Palmer and Hairston, a second-team All-ACC selection.
- Joined the staff in December 2008 and coached in the 2009 Gator Bowl. He joined a small group of people who have played for Clemson in a bowl game and later coached the Tigers in a bowl game.
- Played tight end on Clemson's 1986 and 1987 ACC title teams, then served as a graduate assistant on the Tigers' 1988 ACC Championship team.
- In 28 years as a full-time Division I coach, his teams have played 28 bowl games. Including three years as a graduate assistant coach, it is 31 bowl games in 31 seasons.
- In his second year at Alabama, he directed the offensive tackles and served as special teams coordinator on its 1992 national title team.
- Alabama made six bowl appearances in his eight years. Alabama won the SEC West Division five times.
- Served on the same Alabama staff with current Clemson Head Coach Dabo Swinney from 1993-97.
- After eight years at Alabama, he moved to Virginia Tech, where he worked eight years under Frank Beamer.
- Virginia Tech played Florida State for the national championship in the Sugar Bowl in 1999.
- Coached tight ends at Virginia Tech and was also a special teams assistant.
- Coached at North Carolina in 2006, Duke in 2007 and Maryland in 2008. He helped Maryland to the Humanitarian Bowl in 2008, before leaving to coach in the Gator Bowl vs. Nebraska for the Tigers that season.



ASSISTANT COACHES



TONY ELLIOTT

- OFFENSIVE COORDINATOR • RUNNING BACKS
- 10TH SEASON AT CLEMSON
- 15TH SEASON OVERALL
- CLEMSON '02

- Clemson's run of nine straight 10-win seasons started when he became a full-time assistant coach. Clemson is 111-16 since he came back to Clemson in 2011.
- Had a big impact in Clemson winning six ACC titles. He has been on the staff for eight ACC Atlantic Division titles in the last nine years.
- Recipient of the 2017 Frank Broyles Award as the nation's top assistant coach.
- Running backs Coach of the Year by FootballScoop in 2017.
- Has guided Travis Etienne to one of the most illustrious careers in ACC history. Etienne enters 2020 as the ACC's career leader in rushing touchdowns (56), total touchdowns (62) and points by a non-kicker (372). He earned ACC Player of the Year honors for the second straight season, becoming the first running back to collect the award in back-to-back years in more than four decades (Mike Voight in 1975-76).
- Clemson averaged a national-best 6.37 yards per carry in 2019, the second-most in school history.
- Elliott's 2018 and 2019 offenses are responsible for two of the 22 650-point seasons in major college football history. Clemson is the first school with back-to-back 650-point seasons since Yale in 1888-89, predating the start of official NCAA recordkeeping in 1937.

THE ELLIOTT FILE

PLAYING EXPERIENCE

Lettered four times (2000-03) as a wide receiver at Clemson.

BOWL PARTICIPATION AS A PLAYER

2001 Gator Bowl ... 2001 Humanitarian Bowl ... 2002 Tangerine Bowl ... 2004 Peach Bowl.

EDUCATION

Degree in industrial engineering from Clemson in 2002 with a team-high 3.55 GPA.

PERSONAL DATA

Born Nov. 26, 1979 in Watsonville, Calif. ... he and his wife, Tamika, have two sons, A.J. and Ace

- Helped Clemson total a school-record 3,723 rushing yards in 2018, breaking the record of 3,469 that had stood since 1978. Also broke the school records in yards per carry (6.55) and rushing touchdowns (49).
- Helped Etienne set school records in rushing yards (1,658) and rushing touchdowns (24) in 2018 while being named ACC Player of the Year and a Doak Walker Award finalist.

ELLIOTT'S COACHING RECORD

| Year | School | Position(s) | W-L | Bowl(s) |
|------|----------|-------------|------|------------------|
| 2006 | SC State | WR | 7-4 | |
| 2007 | SC State | WR | 7-4 | |
| 2008 | Furman | WR | 7-5 | |
| 2009 | Furman | WR | 6-5 | |
| 2010 | Furman | WR | 5-6 | |
| 2011 | Clemson | RB | 10-4 | Orange |
| 2012 | Clemson | RB | 11-2 | Chick-fil-A |
| 2013 | Clemson | RB | 11-2 | Orange |
| 2014 | Clemson | RB | 9-3 | |
| | Clemson | Co-OC, RB | 1-0 | Russell Athletic |
| 2015 | Clemson | Co-OC, RB | 14-1 | Orange, CFPNGC |
| 2016 | Clemson | Co-OC, RB | 14-1 | Fiesta, CFPNGC |
| 2017 | Clemson | Co-OC, RB | 12-2 | Sugar |
| 2018 | Clemson | Co-OC, RB | 15-0 | Cotton, CFPNGC |
| 2019 | Clemson | Co-OC, RB | 14-1 | Fiesta, CFPNGC |

Years as a full-time college coach:.....14
 Winning seasons:.....13
 Bowl seasons:.....9
 Record as an assistant coach:.....143-40 (.781)
 Record at Clemson:.....111-16 (.874)

- Named one of the top-25 recruiters in the nation in 2015 and one of the top-10 recruiters in the ACC by Rivals.
- Co-offensive coordinator of Clemson's 2016 and 2018 national championship teams. He was named co-offensive coordinator prior to the 2014 Russell Athletic Bowl. The Tigers have a 70-5 record in 75 games since his 2014 promotion.
- Coached a 1,000-yard rusher seven times, including Wayne Gallman in 2015 and 2016 and Etienne in 2018 and 2019.
- Coached All-ACC running back Roderick McDowell in 2013. He had 1,025 rushing yards and 29 receptions.
- Coached first-team All-ACC running back Andre Ellington in 2012. Ellington was just the third running back in school history with two 1,000-yard rushing seasons.
- Played on and coached Clemson teams that have been in the final AP top 25. He played on the 2003 team that finished No. 23 and coached running backs in 2011, when the Tigers finished No. 22. Clemson has finished in the top-25 in each of the first nine years he has been a full-time coach.
- Spent three seasons (2008-10) as wide receivers coach at Furman and two seasons (2006,07) at SC State.
- In 2008, he coached All-SoCon performer Adam Mims, who had a team-high 58 receptions, and David Hendrix, who set a freshman record with 46 receptions. Mims ended his career with 198 catches for 2,433 yards.
- Returned to coaching in 2006 as an assistant coach at SC State, which finished 23rd in total offense.
- Entered the business world after his playing days were over at Clemson and worked with Michelin North America for two years.
- Earned an undergraduate degree in industrial engineering in 2002, was a First-Team Academic All-ACC selection and a CoSIDA Academic District III member.
- Was a co-captain of Clemson's 2003 team that had a 9-4 record and a No. 22 final ranking by AP and USA Today. He had 23 receptions for 286 yards and a touchdown that season. He was also a recipient of a ACC's Weaver-James-Corrigan Postgraduate Scholarship.
- Dabo Swinney was his position coach during his senior season (2003). That year in a survey of Clemson players conducted by Anderson Independent, he was named the team's "most respected player."
- Had 34 receptions for 455 yards and two touchdowns in his career. He came to Clemson as a walk-on in the fall of 1999 and finished his career with four letters and 44 games, including four as a starter as a senior (2003). He had a touchdown catch at Georgia Tech that year.



ASSISTANT COACHES



BRANDON STREETER

- **PASSING GAME COORDINATOR • QUARTERBACKS**
- **7TH SEASON AT CLEMSON**
- **17TH SEASON OVERALL**
- **CLEMSON '99**

- Entering 13th full season at Clemson overall in 2020, including his playing career and tenures as a graduate assistant and full-time assistant coach.
- Returned to Clemson as the recruiting coordinator and quarterbacks coach in December 2014.
- In his five full seasons, has helped Clemson to five straight ACC titles, five straight CFP berths, four national championship berths and two national titles.
- As recruiting coordinator from 2014-19, he spearheaded Clemson's top-10 classes according to Rivals in five of the six years, including the record No. 2 class for 2020 that also ranked No. 1 according to ESPN.
- In 2019, helped Trevor Lawrence extend his streak of consecutive victories to open his career to 25, one shy of the FBS record by a starting quarterback. It was tied for the sixth-longest streak by an FBS starting quarterback at any point of a career.
- Helped Lawrence throw for 66 touchdown passes across his first two seasons, the most by an ACC quarterback through a sophomore year. Lawrence also enters 2020 with his streak of consecutive pass attempts without an interception at 239, Clemson's single-season and multi-season record. It enters 2020 as the fifth-longest streak in ACC history.
- In 2018, helped Lawrence become the first first-year freshman starting quarterback to win a national title since Oklahoma's Jamelle Holieway in 1985. Lawrence was a second-team All-ACC honoree and freshman All-American in addition to being a Maxwell

THE STREETER FILE

PLAYING EXPERIENCE
 Played quarterback at Clemson from 1995-99 ... received the inaugural Brandon Streeter Award in 1999.

BOWL PARTICIPATION AS A PLAYER
 1996 Gator Bowl ... 1996 Peach Bowl ... 1998 Peach Bowl ... 1999 Peach Bowl.

EDUCATION
 Degree in health science from Clemson in 1999 and a Master's degree in human resource development from Clemson in 2001.

PERSONAL DATA
 Born Jan. 1, 1977 ... he and his wife, Ashleigh, have three children, Chamberlin, Foard and Mason Morgan.

Award finalist and Davey O'Brien Award semifinalist. He also won ACC Offensive Rookie of the Year.

- Helped Lawrence win the Archie Griffin Award in 2018 as the nation's most valuable player after he set school freshman records in passing yards, passing touchdowns and wins as a starting quarterback in addition to the school record for consecutive pass attempts without an interception (169).
- Coached Manning Award finalist and Davey O'Brien Award semifinalist Kelly Bryant in 2017. Earned Quarterbacks Coach of the Year from 247Sports.

STREETER'S COACHING RECORD

| Year | School | Position(s) | W-L | Bowl(s) |
|-------------|---------------------|--------------|-------------|-------------------------|
| 2002 | Charleston Southern | QB | 4-7 | |
| 2003 | Charleston Southern | RC,RB | 1-11 | |
| 2004 | Clemson | GA | 6-5 | |
| 2005 | Clemson | GA | 8-4 | Champs Sports |
| 2006 | Liberty | QB | 6-5 | |
| 2007 | Liberty | QB | 8-3 | |
| 2008 | Liberty | QB | 10-2 | |
| 2009 | Liberty | OC,QB | 8-3 | |
| 2010 | Liberty | OC,QB | 8-3 | |
| 2011 | Liberty | OC,QB | 7-4 | |
| 2012 | Richmond | OC,QB | 8-3 | |
| 2013 | Richmond | OC,QB | 6-6 | |
| 2014 | Richmond | OC,QB | 9-5 | |
| | Clemson | RC,QB | 1-0 | Russell Athletic |
| 2015 | Clemson | RC,QB | 14-1 | Orange, CFPNCG |
| 2016 | Clemson | RC,QB | 14-1 | Fiesta, CFPNCG |
| 2017 | Clemson | RC,QB | 12-2 | Sugar |
| 2018 | Clemson | RC,QB | 15-0 | Cotton, CFPNCG |
| 2019 | Clemson | RC,QB | 14-1 | Fiesta, CFPNCG |

Years as full-time college coach:16
 Winning seasons:14
 Bowl seasons as full-time college coach:6
 Record as an assistant coach:145-57 (.718)
 Record at Clemson:70-5 (.933)

- Coached Clemson's first two-time Heisman Trophy finalist, Deshaun Watson. He became the first player in FBS history with at least 4,000 passing yards and 1,000 rushing yards in a season in 2015.
- Watson was a two-time recipient of the Davey O'Brien and Manning awards, given to the nation's top quarterback. He also won the 2016 Johnny Unitas Golden Arm Award and 2016 Bobby Bowden Award.
- Coached the 2015 Tigers to 11 consecutive games with at least 500 yards of total offense, a school record.
- Six of the seven teams he worked with as an offensive coordinator between the 2008-14 seasons finished the year in the top 25 of the FCS poll. That included the 2014 Richmond team that entered the FCS playoffs ranked No. 16 in the nation. Six of the last nine teams were conference champions or co-champions, and Clemson has finished in the top two in each of his five full seasons.
- Helped the 2014 Richmond team to a 9-5 record and a bid to the FCS playoffs, as the Spiders reached the second round.
- Guided Richmond to a top-20 finish in passing offense each year from 2012-14. That included a 314-yard average, eighth-best in the nation, in 2014. The Spiders also averaged 461 yards per game, 19th-most in the nation, and were second in third-down conversion percentage (51.6) and third in first downs (332).
- Richmond was seventh in the nation in passing yards per game (328) in 2013. Virtually every Richmond individual game, season and career school passing record was established during the 2013 season. The 2012 Richmond offense was 20th in passing offense and 21st in scoring offense. The Spider offense saw five players earn All-CAA recognition.
- Streeter served as quarterbacks coach at Liberty for six years, the last three as offensive coordinator. In 2011, Liberty led the Big South Conference in passing yards and pass efficiency.
- In 2010, Liberty averaged 36.5 points per game, a better mark than in 2009, when the Flames led the nation in scoring offense (36.4). That team won the Big South Conference title for a fourth straight year.
- He served as a graduate assistant at Clemson in 2004 and 2005, when Dabo Swinney was an assistant coach. Streeter worked with quarterback Charlie Whitehurst, third on Clemson's career passing yards chart, during those two seasons.
- Three-time letterman at Clemson from 1997-99. He was Clemson's starting quarterback the last two years. He was also a three-time member of the ACC Academic Honor Roll.



ASSISTANT COACHES



TODD BATES

- RECRUITING COORDINATOR • DEFENSIVE TACKLES
- 4TH SEASON AT CLEMSON
- 9TH SEASON OVERALL
- ALABAMA '05

- Joined the Clemson staff as defensive line coach in January 2017.
- In 2017, became the first Clemson coach to mentor all four defensive line positions since Ron West in 2004, and just the second to do it since 1998.
- Between his tenures at Jacksonville State (2014-16) and Clemson (2017-19), every starter under his tutelage has earned at least one all-conference selection.
- Was named Rivals' Recruiter of the Year for 2019 as a key contributor to Clemson's 2020 recruiting class that ranked No. 1 nationally according to ESPN, No. 2 according to Rivals and No. 3 according to the 247 Composite.
- Named recruiting coordinator following the 2019 season.
- Helped accelerate the development of an extremely young defensive line group in 2019, a group that helped Clemson's defense hold each of its first 12 opponents

THE BATES FILE

PLAYING EXPERIENCE

Lettered three times as defensive lineman at Alabama from 2001-04.

BOWL PARTICIPATION AS A PLAYER

2001 Independence Bowl ... 2004 Music City Bowl.

EDUCATION

Earned bachelor's degree from Alabama in 2005.

PERSONAL DATA

Born March 12, 1983. He and his wife, La'Tesa, have a daughter, Angel, a son, Josiah, and twin daughters, Star and Summer.

under 300 total yards, the first FBS program in available records back to 1996 to accomplish the feat.

BATES' COACHING RECORD

| Year | School/Team | Position(s) | W-L | Bowl |
|------|--------------------|-------------|------|----------------|
| 2011 | Idaho State | DL | 2-9 | |
| 2012 | Idaho State | DL | 1-10 | |
| 2014 | Jacksonville State | DL | 10-2 | |
| 2015 | Jacksonville State | DL | 13-2 | |
| 2016 | Jacksonville State | DL | 10-2 | |
| 2017 | Clemson | DL | 12-2 | Sugar |
| 2018 | Clemson | DT | 15-0 | Cotton, CFPNGC |
| 2019 | Clemson | DT | 14-1 | Fiesta, CFPNGC |

Years as a full-time college coach:.....8
 Winning seasons:.....6
 Bowl seasons:.....3
 Record as an assistant coach:.....77-28 (.733)
 Record at Clemson:.....41-3 (.932)

- Both of his primary 2019 starters, first-year freshman Tyler Davis (second team) and Nyles Pinckney (third team), earned All-ACC selections, as every primary starter in his three seasons at Clemson has earned an all-conference honor. Davis earned the honor in the 2019 season while starting 13 games, the most by a true freshman defensive lineman in school history, including becoming the first Clemson defensive tackle to start a season opener as a first-year freshman since Jeff Mills in 1974.
- Coached one of the nation's best defensive lines in 2017 and 2018, including Austin Bryant, Clelin Ferrell, Dexter Lawrence and Christian Wilkins. All four earned either All-America or first-team All-ACC honors under Bates' guidance.
- Helped Wilkins collect Outland, Nagurski, Bednarik and Lott IMPACT finalist selections in 2018 in addition to winning the William V. Campbell Trophy.
- Guided Wilkins as he became the fifth unanimous All-American in Clemson history in 2018.
- Placed both of his starters at defensive tackle (Wilkins and Lawrence) on the First-Team All-ACC list in 2018 after the duo helped Clemson lead the nation in sacks (54) and scoring defense (13.1 points per game) and tie for the national lead in tackles for loss (136).
- A big reason the 2017 Tigers were second in the nation in scoring defense (13.6) and fourth in total defense (276.7).
- Helped Jacksonville State to a 33-6 record in three seasons (2014-16). The Gamecocks reached the FCS National Championship Game in 2015 and compiled a perfect 23-0 mark in the Ohio Valley Conference with three titles in his time there.
- Produced multiple All-OVC selections in all three years of his tenure at Jacksonville State, as all four players to serve as primary starters in that span (Caleb Lawrence, Devaunte Sigler, Randy Robinson and Desmond Owino) all earned all-conference honors under Bates.
- Helped the 2016 Jacksonville State team to a 10-2 record and No. 6 final FCS ranking. That team was fourth in the nation in total defense, allowing just 275 yards per game.
- In 2014, Jacksonville State allowed a league-best 128 yards per game on the ground.
- Began his coaching career at Talladega (Ala.) High School in 2007, then served at Oxford (Ala.) High School from 2008-11.
- Spent time as an assistant coach at Idaho State in 2011 and 2012, then at East Central Junior College in Mississippi in 2013.
- Earned three letters at Alabama as a defensive end from 2001-04. He was a permanent co-captain in the 2004 season.
- Alabama went to two bowl games in his career, as a freshman when it beat Iowa State in the Independence Bowl and Music City Bowl his senior year.
- Alabama was 10-3 and No. 11 in the final AP poll in 2002, Bates' sophomore season.
- Played defensive end for the Tennessee Titans in 2005 and 2006.



ASSISTANT COACHES



ROBBIE CALDWELL

- OFFENSIVE LINEMEN
- 10TH SEASON AT CLEMSON
- 43RD SEASON OVERALL
- FURMAN '77

- Has a staff-high 42 years of experience in college coaching and staff-high 507 games as a college coach.
- In 2019, became the second active FBS assistant coach to coach 500 career games at the college level.
- Clemson has an 111-16 record, nine 10-plus win seasons and nine top-25 final rankings in his first nine years on staff, as well as six ACC titles, four appearances in the national championship game and national titles in 2016 and 2018.
- In 2019, helped guard John Simpson earn consensus All-America status and an Outland Trophy semifinalist selection.
- Simpson was one of all five starters along the offensive line to earn All-ACC honors in 2019. Entering 2020, Clemson offensive linemen have earned 22 all-conference selections since 2015, the most from any Power Five program in the country.
- Helped Clemson produce a school-record 3,723 rushing yards in 2018, breaking the record of 3,469 that had stood since 1978. Also broke the school records in yards per carry (6.55) and rushing touchdowns (49).
- His line allowed only 17 sacks in 15 games in 2018, including only five in the season's final eight games.
- Coached offensive tackle Mitch Hyatt to consensus All-America status and his second consecutive Jacobs Blocking Trophy in 2018. He also guided all five starting linemen from the opener to All-ACC honors.

THE CALDWELL FILE

PLAYING EXPERIENCE

Lettered three years at Furman under Art Baker, including his senior season (1975) when he was named team MVP and offensive captain as the starting center.

EDUCATION

Degree from Furman in 1977.

PERSONAL DATA

Born Jan. 26, 1954 in Pageland, S.C. ... he and his wife, Nora Lynn, have a daughter, Emsley.

- Had three First-Team All-ACC offensive linemen (Tyronne Crowder, Justin Falcinelli, Hyatt) in the 2017 season.
- Coached three First-Team All-ACC offensive linemen (Crowder, Jay Guillermo, Hyatt) in 2016, a Tiger first.
- Coached five All-ACC selections in the 2015 season, Clemson's entire starting five, for the first time in school history.
- Coached tackle Brandon Thomas, a third-round draft pick, to his second-straight All-ACC selection in 2013. Guard Tyler Shatley also earned All-ACC honors that season.
- In 2012, he coached first-team All-American Dalton Freeman and Thomas, a first-team All-ACC pick. Free-

CALDWELL'S COACHING RECORD

| Year | School | Position(s) | W-L | Bowl(s) |
|------|----------------|-------------|--------|------------------|
| 1976 | Furman | SA | 6-4-1 | |
| 1978 | Furman | OL | 8-3 | |
| 1979 | Furman | OL | 5-6 | |
| 1980 | Furman | OL | 9-1-1 | |
| 1981 | Furman | OL | 8-3 | |
| 1982 | Furman | OL | 9-3 | |
| 1983 | Furman | OL | 10-2-1 | |
| 1984 | Furman | OL | 8-3 | |
| 1985 | Furman | OL | 12-2 | |
| 1986 | NC State | OL | 8-3-1 | Peach |
| 1987 | NC State | OL | 4-7 | |
| 1988 | NC State | OL | 8-3-1 | Peach |
| 1989 | NC State | OL | 7-5 | Copper |
| 1990 | NC State | OL | 7-5 | All-American |
| 1991 | NC State | OL | 9-3 | Peach |
| 1992 | NC State | OL | 9-3-1 | Gator |
| 1993 | NC State | OL | 7-5 | Hall of Fame |
| 1994 | NC State | OL | 9-3 | Peach |
| 1995 | NC State | OL | 3-8 | |
| 1996 | NC State | OL | 3-8 | |
| 1997 | NC State | AHC,OL | 6-5 | |
| 1998 | NC State | AHC,OL | 7-5 | Micron PC |
| 1999 | NC State | AHC,OL | 6-6 | |
| 2000 | North Carolina | OL | 6-5 | |
| 2001 | North Carolina | OL | 8-5 | Peach |
| 2002 | Vanderbilt | AHC,OL | 2-10 | |
| 2003 | Vanderbilt | AHC,OL | 2-10 | |
| 2004 | Vanderbilt | AHC,OL | 2-9 | |
| 2005 | Vanderbilt | AHC,OL | 5-6 | |
| 2006 | Vanderbilt | AHC,OL | 4-8 | |
| 2007 | Vanderbilt | AHC,OL | 5-7 | |
| 2008 | Vanderbilt | AHC,OL | 7-6 | Music City |
| 2009 | Vanderbilt | AHC,OL | 2-10 | |
| 2010 | Vanderbilt | HC | 2-10 | |
| 2011 | Clemson | OL | 10-4 | Orange |
| 2012 | Clemson | OL | 11-2 | Chick-fil-A |
| 2013 | Clemson | OL | 11-2 | Orange |
| 2014 | Clemson | OL | 10-3 | Russell Athletic |
| 2015 | Clemson | OL | 14-1 | Orange, CFPNGC |
| 2016 | Clemson | OL | 14-1 | Fiesta, CFPNGC |
| 2017 | Clemson | OL | 12-2 | Sugar |
| 2018 | Clemson | OL | 15-0 | Cotton, CFPNGC |
| 2019 | Clemson | OL | 14-1 | Fiesta, CFPNGC |

Years as a full-time college coach: 42
 Winning seasons: 29
 Bowl seasons: 20
 Record as an assistant coach: 318-184-5 (.632)
 Record at Clemson: 111-16 (.874)



man was a Rimington Trophy finalist for the second year in a row.

- In 2011, Freeman was a Rimington Trophy finalist and a first-team All-ACC selection.
- Served as Vanderbilt's head coach in 2010 after eight years as offensive line coach at Vanderbilt. He was a part of the 2008 Vanderbilt staff that guided it to its first winning season and bowl win since 1955.
- Joined Clemson graduate Bobby Johnson's staff at Vanderbilt in 2002.
- Coached at North Carolina in 2000 and 2001.
- Moved with Dick Sheridan to NC State in 1986. He was part of a Wolfpack resurgence, as he helped turn a 3-8 team (1985) into an 8-3-1 club that beat three top-25 teams in 1986. He was on the NC State staff when it beat Clemson three straight years (1986-88).
- Coached the Wolfpack offensive line for 11 years, then added assistant head coaching responsibilities during his last three years. He had 14 All-ACC picks.
- Served under Sheridan for eight years and Furman won six league titles during that era. He coached eight first-team all-conference players and five recipients of the SoCon's Jacobs Blocking Trophy.
- He started his coaching career as a student assistant coach at Furman under Art Baker in 1976 and became a full-time offensive line coach with the Paladins under Sheridan in 1978. Was inducted into the Furman Athletic Hall of Fame in 2019.
- In 1977, he served as the football and baseball coach at Hanahan (S.C.) High School.

ASSISTANT COACHES



MICKEY CONN

- SAFETIES
- 4TH SEASON AT CLEMSON
- 4TH SEASON OVERALL
- ALABAMA '95

- Became Clemson's full-time assistant coach (safeties) in January 2017.
- Shared 2019 FootballScoop Defensive Backs Coach-of-the-Year honors with Tiger Cornerbacks Coach Mike Reed.
- Oversaw a veteran unit in 2019 that included seniors Tanner Muse and K'Von Wallace, who earned first- and third-team All-ACC honors, respectively, in helping Clemson allow an opponent passer rating of 105.37, the second-lowest in the country. It was Clemson's best ranking in opponent passer rating since leading the country in that category in 2014.
- Muse was a Thorpe Award semifinalist and third-team AP All-American in 2019 who became the first Clemson defensive back to earn All-America status from the Associated Press since cornerback Cordrea Tankersley's third-team selection in 2016. Muse was the first Clemson safety to earn AP All-America honors since Jayron Kearse in 2015.

THE CONN FILE

PLAYING EXPERIENCE

Lettered at Alabama under head coach Gene Stallings from 1992-94 ... member of the team in 1990 and 1991.

BOWL PARTICIPATION AS A PLAYER

1991 Blockbuster Bowl ... 1993 Sugar Bowl vs. Miami (Fla.) ... 1993 Gator Bowl ... 1995 Citrus Bowl.

EDUCATION

Earned a bachelor's degree from Alabama in 1995 ... earned a Master's degree from Ball State in 2006.

PERSONAL DATA

Born Oct. 9, 1971 ... he and his wife, Halie, have two sons, Brodey and Spencer.

- Helped Clemson's 2019 defense hold opponents under 300 yards in each of the first 12 games of the

CONN'S COACHING RECORD

| Year | School | Position(s) | W-L | Bowl(s) |
|------|---------|-------------|------|----------------|
| 1996 | Alabama | GA | 10-3 | Outback |
| 1997 | Alabama | GA | 4-7 | |
| 2016 | Clemson | SDA | 14-1 | Fiesta, CFPNCG |
| 2017 | Clemson | S | 12-2 | Sugar |
| 2018 | Clemson | S | 15-0 | Cotton, CFPNCG |
| 2019 | Clemson | S | 14-1 | Fiesta, CFPNCG |


| | |
|-------------------------------------|-------------|
| Years as a full-time college coach: | 3 |
| Winning seasons: | 3 |
| Bowl seasons: | 3 |
| Record as an assistant coach: | 41-3 (.932) |
| Record at Clemson: | 41-3 (.932) |

season, the first FBS unit on record since 1996 to do so. Clemson finished in the Top 10 in total defense (228.3 yards per game) for a sixth straight season, the longest active streak in the country.

- Produced a Second-Team All-ACC honoree in Muse and an Honorable Mention selection in Wallace in 2018, as the 15-0 national title squad led the nation in scoring defense (13.1 points per game).
- His safeties helped Clemson rank fifth in the nation in pass efficiency defense (106.9) in 2017.
- Served as senior defensive analyst during the 2016 season, helping the Tigers to the program's second national championship with a victory over his alma mater, Alabama.
- Contributed to a Clemson defense that finished tied for first in the nation in fewest passing yards allowed per attempt (5.6) and fourth in passing efficiency defense (100.2). Clemson was also sixth in interceptions (20) and eighth in total defense (311.5).
- Came to Clemson after 16 seasons as head coach at Grayson (Ga.) High School. The Rams had a 137-48 record with seven region titles, a state championship in 2011 and a state semifinal playoff appearance in 2015.
- Grayson High School finished in the top 25 in the nation four times, including No. 3 in 2011. It reached the No. 1 ranking in the nation twice during his tenure.
- Began his coaching career at Grayson High School on March 21, 2000, and started his career at Clemson on March 21, 2016.
- He owned the most victories at the highest classification in the state of Georgia before he came to the Clemson football program.
- Inducted into the Gwinnett County (Ga.) Sports Hall of Fame in 2019.
- Coached several current college and NFL players at Grayson High School, including two-time All-ACC running back Wayne Gallman, the No. 5 rusher in Clemson history. He also coached former Clemson starting cornerback Ryan Carter and former backup quarterback Nick Schuessler.
- Former Tiger and current Duke quarterback Chase Brice is his nephew.
- Coached at his alma mater, South Gwinnett High School in Atlanta, in 1998 and 1999. David Greene, who went on to play four years as a starter at Georgia, was his quarterback.
- Former graduate assistant coach at Alabama in 1996 and 1997. He was on staff when Dabo Swinney was a full-time coach with the Crimson Tide. Alabama was 10-3 and went to the Outback Bowl in 1996 with Conn and Swinney on staff.
- Was a teammate of Swinney at Alabama, as they were both on 1992 national championship squad under Head Coach Gene Stallings. Conn lettered during the 1992, 1993 and 1994 seasons, but was on the team from 1990-94. He redshirted during his freshman season.
- Earned a bachelor's degree from Alabama in 1995.
- Earned a master's degree from Ball State in 2006.



ASSISTANT COACHES



TYLER GRISHAM

- WIDE RECEIVERS
- 1ST SEASON AT CLEMSON
- 1ST SEASON OVERALL
- CLEMSON '09

- Named as Clemson's full-time wide receivers coach on Feb. 6, 2020.
- Served as Clemson's interim wide receivers coach for portions of the team's bowl preparation in 2019 after Co-Offensive Coordinator/Wide Receivers Coach Jeff Scott was announced as the new head coach at USF. Scott returned after the early signing period to coach through the College Football Playoff.
- Though in his first season as a full-time coach, he is entering his 11th overall season in a variety of roles at Clemson, including four as a player (2005-08), two as a graduate assistant (2014-15) and four as an offensive analyst (2016-19).
- In addition to serving as an offensive analyst, he added the role of assistant camp director in 2018.
- Helped Clemson to a 32-19 record and four bowl appearances as a player from 2005-08, then helped the program to a 79-8 record and 10 bowl appearances in six years as a support staff member from 2014-19 for a combined 111-27 record at Clemson prior to 2020.

THE GRISHAM FILE

PLAYING EXPERIENCE
 Lettered four years (2005-08) as a wide receiver at Clemson ... strength & conditioning All-American (2007).

BOWL PARTICIPATION AS A PLAYER
 2005 Champs Sports Bowl ... 2006 Music City Bowl ... 2007 Chick-fil-A Bowl ... 2008 Gator Bowl.

EDUCATION
 Degree in business administration and management from Clemson in 2009 ... master's degree in human resource development in 2016.

PERSONAL DATA
 Born June 11, 1987 ... he and his wife, Maggie, have three children, Lilla, Davis & Mary Gwynne.

- Served as an added resource for a staff that has produced Clemson's illustrious line of wide receivers

GRISHAM'S COACHING RECORD

| Year | School | Position(s) | W-L | Bowl(s) |
|------|---------|-------------|------|------------------|
| 2014 | Clemson | GA | 10-3 | Russell Athletic |
| 2015 | Clemson | GA | 14-1 | Orange, CFPNCG |
| 2016 | Clemson | OA | 14-1 | Fiesta, CFPNCG |
| 2017 | Clemson | OA | 12-2 | Sugar |
| 2018 | Clemson | OA | 15-0 | Cotton, CFPNCG |
| 2019 | Clemson | OA | 14-1 | Fiesta, CFPNCG |

| | |
|-------------------------------------|-------------|
| Years as a full-time college coach: | 0 |
| Winning seasons: | 0 |
| Bowl seasons: | 0 |
| Record as an assistant coach: | 0-0 |
| Full-time record at Clemson: | 0-0 |
| Overall on-staff record at Clemson: | 79-8 (.908) |

while in a support role. During his time as a graduate assistant and offensive analyst from 2014-19, Clemson produced five receivers — Artavis Scott (2014,15,16), Mike Williams (2014,16), Deon Cain (2017), Hunter Renfrow (2017,18), Tee Higgins (2018,19) — who earned 10 All-ACC selections.

- Six of Clemson's 10 most-prolific passing yardage seasons in school history entering 2020 came during Grisham's time on Clemson's support staff.
- Said Head Coach Dabo Swinney of Grisham's hiring as the full-time wide receivers coach: "I'm just super excited for Grish. There's never been a guy more prepared to be the receivers coach at Clemson than Tyler Grisham. He had a great four-year career here. Clemson fans certainly loved him. He had a lot of big moments and went on and grinded out a four-year NFL career... He's ready and is going to do an unbelievable job for us. He's going to be special."
- Is a 2009 graduate of Clemson University, earning his bachelor's in business administration and management. He later earned a Master's from Clemson in human resource development in 2016. He is one of four Clemson graduates among the Tigers' 10 full-time assistant coaches in 2020, including Danny Pearman (1987), Brandon Streefer (1999) and Tony Elliott (2002).
- Was four-year letterman for the Tigers from 2005-08. He finished his career with 132 receptions for 1,390 yards and eight touchdowns.
- Signed with the Pittsburgh Steelers as a free agent in 2009, appearing in four games that season. He served on the Steelers' practice squad in 2010 and 2011 and with the Denver Broncos' practice squad in 2012.
- Native of Birmingham, Ala. who was an all-region selection while playing wide receiver, tailback, quarterback and defensive back at Spain Park High School in Hoover, Ala.



ASSISTANT COACHES



LEMANSKI HALL

- DEFENSIVE ENDS
- 3RD SEASON AT CLEMSON
- 3RD SEASON OVERALL
- ALABAMA '08

- Moved into one of the 10 full-time coaching positions as defensive ends coach in 2018.
- Guided a defensive end group that helped Clemson hold opponents under 300 total yards in each of the first 12 games of the season, becoming the first program to accomplish the feat in data available back to 1996.
- Helped guide Xavier Thomas to a third-team All-ACC selection in 2019.
- In his first season as an assistant coach in 2018, he helped Clemson win a national title and set a school record with 54 sacks, the third most by any FBS team since 2000. The unit led the nation in sacks and tied for the national lead in tackles for loss (136).
- Helped Clelin Ferrell win the Ted Hendricks Award and ACC Defensive Player-of-the-Year while earning consensus All-America status during the 2018 season. Fellow starter Austin Bryant took home third-team All-ACC and Cotton Bowl Most Outstanding Player honors.
- Served as a defensive analyst in 2015 and 2016 and as a senior defensive analyst in 2017, helping the Tigers to a 40-4 record, three ACC championships and

THE HALL FILE

PLAYING EXPERIENCE

Played at Alabama from 1990-93 ... leading tackler on Alabama's 1992 national championship team when he was named First-Team All-SEC and an honorable mention All-American ... named to Alabama's All-Decade team of the 1990s ... drafted in the seventh round by the Houston Oilers in 1994 ... played nine years and 101 games in the NFL, including Houston/Tennessee (1994-97), Chicago (1998), Dallas (1999) and Minnesota (2000-02).

BOWL PARTICIPATION AS A PLAYER

1991 Fiesta Bowl ... 1991 Blockbuster Bowl ... 1993 Sugar Bowl ... 1994 Gator Bowl.

EDUCATION

Earned his degree in criminal justice from Alabama in 2008.

PERSONAL DATA

Born Nov. 24, 1970 in Valley, Ala. ... he and his wife, Leslie, have three children, Cameron, Jalen and Kennedy.

three College Football Playoff berths in those three seasons. In his first four years at Clemson, the Tigers

HALL'S COACHING RECORD

| Year | School | Position(s) | W-L | Bowl(s) |
|------|---------|-------------|------|----------------|
| 2015 | Clemson | DA | 14-1 | Orange, CFPNCG |
| 2016 | Clemson | DA | 14-1 | Fiesta, CFPNCG |
| 2017 | Clemson | DA | 12-2 | Sugar |
| 2018 | Clemson | DE | 15-0 | Cotton, CFPNCG |
| 2019 | Clemson | DE | 14-1 | Fiesta, CFPNCG |

| | |
|-------------------------------------|-------------|
| Years as a full-time college coach: | 2 |
| Winning seasons: | 2 |
| Bowl seasons: | 2 |
| Record as an assistant coach: | 29-1 (.967) |
| Record at Clemson: | 29-1 (.967) |

faced Alabama, his alma mater, in the postseason. Clemson faced Alabama just once in the 40 years prior to his arrival at Clemson.

- Clemson has finished in the top four of the AP and coaches polls in each of his five seasons, the longest such streak in school history. Clemson has ranked in the top four of every College Football Playoff poll since 2015.
- Hall's relationship with Head Coach Dabo Swinney dates to their college careers at Alabama. Both were members of the 1992 national championship team. Hall earned first-team All-SEC honors in 1992 and was a UPI Honorable Mention All-American. He was captain of Alabama's 1993 team and was named to the Alabama All-Decade team for the 1990s.
- The Alabama native led the 1992 Crimson Tide national championship team in tackles (70), including eight tackles for loss and five sacks. He added 76 tackles as a senior in 1993. He was named first-team All-SEC by the coaches in both seasons.
- Alabama had a 40-9-1 record during his four seasons and played four bowl games. The Crimson Tide won three of those bowl games, including a 34-13 victory over Miami (Fla.) in the Sugar Bowl at the end of the 1992 season that gave Alabama the national championship.
- Hall was drafted by the Houston Oilers and played in the NFL for nine seasons and 101 games from 1994-02. His top year came in 2001 when he had 62 tackles for the Vikings, tied for fifth on the team. He started 13 games and played all 16 games that year, helping the Vikings to the second round of the playoffs.
- Upon his retirement as a player, Hall first was a volunteer coach at Centennial High School in Franklin, Tenn. He then did an internship with the Tennessee Titans through the NFL Diversity Coaching Fellowship. In this role, he observed NFL coaches and worked with them to evaluate players.
- He worked as a recruiting coordinator and professional performance director at D1 Sports Training & Therapy. He coached football and served as the strength & conditioning coach at Christ Presbyterian Academy before moving on to his career at The Ensworth School.
- Hall came to Clemson prior to the 2015 season after seven years as linebackers coach and fitness instructor at The Ensworth School.
- Hall attended Valley (Ala.) High School, where he played quarterback and defensive back. As a senior, he totaled 1,110 rushing yards and 20 touchdowns. He also had 20 interceptions on defense on the way to winning all-state honors.



ASSISTANT COACHES



MIKE REED

- CORNERBACKS
- 8TH SEASON AT CLEMSON
- 16TH SEASON OVERALL
- BOSTON COLLEGE '94

- In seven years on staff, he has helped the Tigers to a 90-10 record and four appearances in the national championship game, winning national titles in 2016 and 2018.
- Shared 2019 FootballScoop Defensive Backs Coach of the Year honors with Safeties Coach Mickey Conn, as Reed's corners helped Clemson finish third in the nation in scoring defense (13.5 points per game) and fourth in the nation in total defense (288.3 yards per game) in 2019, ranking second in opponent passer rating (105.37) and fourth in the country in passing yards allowed per game (172.3).
- Produced two All-ACC selections in 2019, as A.J. Terrell earned a first-team selection, while Derion Kendrick earned a second-team selection after transitioning to the position only six months prior to the season.
- Placed both 2018 starting corners on the All-ACC team, including Trayvon Mullen's second-team selection and Terrell's third-team nod. Helped both play major roles in Clemson's 44-16 National Championship Game win, as Terrell opened the scoring on a pick-six, and Mullen earned Defensive MVP honors with six tackles, an interception, a sack and a caused fumble.
- Contributed to Clemson's 2018 defense leading the nation in scoring defense (13.1 points per game) for the first time in school history.
- His cornerbacks helped Clemson rank fifth in the nation in pass efficiency defense (106.9) in 2017.

THE REED FILE

PLAYING EXPERIENCE

Played at Boston College from 1991-94 ... All-ECAC selection and a Second-Team All-Big East Conference pick in 1993 ... one of four co-captains on the 1994 team.

BOWL PARTICIPATION AS A PLAYER

1993 Hall of Fame Bowl ... 1994 Carquest Bowl ... 1994 Aloha Bowl.

EDUCATION

Degree in communications with a minor in secondary education from Boston College in 1994.

PERSONAL DATA

Born Aug. 16, 1972 in Wilmington, Del. ... he and his wife, Kimberley, have two daughters, Michaela Rae and Milan Skye.

- Coached two first-team All-ACC defensive backs in Jadar Johnson and Cordrea Tankersley in 2016.
- His defensive backs contributed to the 2015 Tigers ranking fourth in the nation in third-down defense.
- Coached first-team All-ACC cornerback Mackensie Alexander, second-team All-ACC safety Jayron Kearse and third-team All-ACC cornerback Cordrea Tankersley in 2015 en route to being named FootballScoop Defensive Backs Coach of the Year.

REED'S COACHING RECORD

| Year | School | Position(s) | W-L | Bowl(s) |
|------|---------------------|-------------|------|------------------|
| 2000 | Richmond | WR,TE,DB | 10-3 | |
| 2001 | Richmond | WR,TE,DB | 3-8 | |
| 2002 | Philadelphia Eagles | DB,ST | 12-4 | |
| 2003 | Philadelphia Eagles | QC | 12-4 | |
| 2004 | Philadelphia Eagles | QC | 13-3 | |
| 2005 | Philadelphia Eagles | QC | 6-10 | |
| 2006 | Philadelphia Eagles | QC | 10-6 | |
| 2007 | NC State | DB | 5-7 | |
| 2008 | NC State | DB | 6-7 | PapaJohns.com |
| 2009 | NC State | DB | 5-7 | |
| 2010 | NC State | DB | 9-4 | Champs Sports |
| 2011 | NC State | DB | 8-5 | Belk |
| 2012 | NC State | DB | 7-6 | Music City |
| 2013 | Clemson | DB | 11-2 | Orange |
| 2014 | Clemson | DB | 10-3 | Russell Athletic |
| 2015 | Clemson | DB | 14-1 | Orange, CFPNCG |
| 2016 | Clemson | DB | 14-1 | Fiesta, CFPNCG |
| 2017 | Clemson | CB | 12-2 | Sugar |
| 2018 | Clemson | CB | 15-0 | Cotton, CFPNCG |
| 2019 | Clemson | CB | 14-1 | Fiesta, CFPNCG |

Years as a full-time college coach:.....15
 Winning seasons:.....11
 Bowl seasons:.....11
 Record as an assistant coach:.....143-57 (.715)
 Record at Clemson:.....90-10 (.900)

- Helped the 2014 squad lead the nation in total defense (260.8), while also ranking in the top five in many other statistical categories. Coached first-team All-ACC cornerback Garry Peters that season.
- His defensive backs combined for 15 interceptions in 2013. Bashaud Breeland, who had a team-tying-high four interceptions and 74 tackles, was a second-team All-ACC selection and a fourth-round draft pick.
- His defensive backs helped Clemson finish 10th in the nation in turnovers forced (30) in 2013.
- Was the defensive backs coach at NC State for six seasons (2007-12).
- Coached NC State All-American David Amerson, who ranked third in ACC history in career interceptions (18). As a professional coach with the Philadelphia Eagles, he worked with former Clemson All-American and nine-time Pro Bowl selection Brian Dawkins.
- Helped the Wolfpack to four bowl games in his six years with the program. That includes 2012, when NC State beat a top-five Florida State team and played Vanderbilt in the Music City Bowl.
- Three times in his last five years in Raleigh, NC State finished in the top 20 in the nation in interceptions.
- The 2011 NC State squad had 27 interceptions, the most by an FBS school since 2003, when Nebraska had 32. The total tied for second-most in ACC history and the most since 1994, when Virginia had 27 interceptions.
- In 2011, Amerson had 13 interceptions to lead the nation, five more than any other player. It tied for the third-most interceptions in NCAA history. Amerson also led the nation in interception return yards (205) and tied for the lead in interception returns for touchdown (2). Amerson was a unanimous All-American in 2011, when he was also a Thorpe Award finalist and won the Jack Tatum Award.
- In addition to Amerson, Reed also coached four different all-conference players at NC State across six seasons.
- Played on three bowl teams that finished with top-25 AP rankings, including the 1993 season when Boston College upset top-ranked Notre Dame in South Bend.
- Played three seasons for Tom Coughlin, who went on to win two Super Bowl championships with the New York Giants, and his senior year for Dan Henning, who also went on to coach in the NFL.
- Was the last selection of the 1995 NFL Draft by the Carolina Panthers and played two seasons (1995,96) for that team, including the 1995 team that played its home games at Memorial Stadium. He also played for the NFL Europe team in Frankfurt and was team captain of the 1999 team that won the World Bowl.



FOOTBALL SUPPORT STAFF



CAMERON AIKEN

SENIOR OFFENSIVE ASSISTANT
6TH SEASON AT CLEMSON
CLEMSON '11

TIGERS

Cameron Aiken is in his sixth season as an assistant at Clemson and his first as a senior offensive assistant. He returned to Clemson prior to the 2014 Russell Athletic Bowl following a stint with UAB. Including that 2014 bowl game, Clemson is 70-5 with five CFP berths, five ACC titles, four national title game appearances and two national titles in that time.

During Aiken's current tenure, he and the offensive staff have helped produce some of the most prolific seasons in school, conference and college football history. Across the 2018-19 seasons in which the Tigers went 29-1, the Clemson offense reached 650 points in both campaigns, becoming the first major college football program since Yale in the late 1880s to record 650 points in back-to-back seasons.

Prior to returning to Clemson, Aiken served as a graduate assistant at UAB, working specifically with the quarterback position for the 2014 season.

Aiken earned his undergraduate degree from Clemson in communication studies in 2011. He and his wife, Ashleigh, have a son, Bowen.



JOEY BATSON

DIRECTOR OF STRENGTH & CONDITIONING
24TH SEASON AT CLEMSON
NEWBERRY '85

TIGERS

Joey Batson is in his 35th year as a strength & conditioning coach at the college level and 24th year as the director of football strength & conditioning at Clemson. He has served as a head strength & conditioning coach 31 of his 35 years of service.

Batson was named master strength & conditioning coach by the Collegiate Strength & Conditioning Coaches Association (CSCCA), the profession's highest honor, in 2009. He was also named to the CSCCA board of directors in May 2016.

During his time as Clemson's director of strength & conditioning, Batson has coached players accounting for 64 All-America selections, 194 All-ACC selections, 24 national awards, 30 ACC yearly honors, 43 Strength & Conditioning All-America honors, 18 NFL first-round draft picks, 95 NFL draft picks and eight Super Bowl champions.

He has helped Clemson to 21 bowl games, 14 top-25 finishes, seven top-10 finishes, six ACC titles, eight ACC Atlantic Division championships, five College Football Playoff appearances, four CFP National Championship Game appearances and two national titles.

Batson, a Travelers Rest, S.C. native, was a tight end at The Citadel in 1979 before transferring to Newberry, where he was a two-year letterman and co-captain as a senior. Batson earned his bachelor's degree in physical education from Newberry in 1985 and his master's degree in education from Clemson in 1988.

He is married to the former Susan Malone of Greenville, S.C. They have two sons, Michael and Ben. Michael was a punter at Clemson (2015-17) and Ben is a sophomore safety on the 2020 Tiger team.



ALEX BINA

DIRECTOR OF APPLIED SCIENCE
3RD SEASON AT CLEMSON
PENN STATE '13

TIGERS

Alex Bina is in his third season as the football program's Director of Applied Science and his sixth season assisting Clemson overall.

Bina helped develop - and now operates - the Clemson Applied Science Lab (CASL), a state-of-the-art recovery and quantitative analysis space at the Allen N. Reeves Football Complex. During his tenure, he has implemented programs to evaluate and optimize athletic development using GPS sensors, motion capture technology, augmented reality and high-speed data collection.

Bina earned his undergraduate degree in bioengineering and biomedical engineering from Penn State in 2013. He is presently in pursuit of his Ph.D. in bioengineering at Clemson.



DANIEL BOYD

VIDEO GRADUATE ASSISTANT
5TH SEASON AT CLEMSON
CLEMSON '18

TIGERS

Daniel Boyd is in his second season as a video graduate assistant.

Boyd transitioned into the role in 2019 after having served as a defensive student coach since 2016. From 2009-15, Boyd served as a sniper in the U.S. Army with two combat tours to Afghanistan.

A native of Lamar, S.C., Boyd is married to his wife, Heather, and the couple has two sons, Andrew and William.



XAVIER BREWER

GRADUATE ASSISTANT
2ND SEASON AT CLEMSON
CLEMSON '12


TIGERS

Xavier Brewer is in his second season as a graduate assistant after returning to the program in 2019.

Brewer joined the team's staff as a defensive assistant after having lettered for the Tigers at defensive back from 2009-12. A team captain in 2012, he appeared in 53 career games with 34 starts for Clemson, posting 193 career tackles, 23 passes broken up, 16.5 tackles for loss, five interceptions, 3.0 sacks and three forced fumbles.

Brewer was a college free agent signee by the Dallas Cowboys in 2013 and played for the Arena Football League's Jacksonville Sharks. The Jacksonville native worked as a personal trainer during and after his professional playing career.

Brewer earned his bachelor's degree in psychology from Clemson in 2012.



MIGUEL CHAVIS

DEFENSIVE PLAYER DEVELOPMENT
4TH SEASON AT CLEMSON
CLEMSON '14

TIGERS

Miguel Chavis is in his fourth season in player development on the defensive side of the ball, contributing in 2017-19 to coaching staffs that helped earn three of Clemson's five consecutive College Football Playoff berths.

As a player, Chavis helped the Tigers win an ACC Atlantic Division title in 2009 and finished his career with 71 tackles in 47 games. He lettered four years (2007-10) and played four bowl games.

In 2011, Chavis signed a free-agent contract with the Pittsburgh Steelers. He spent 2012 with the UFL's Las Vegas Locos, and was with the Kansas City Chiefs during the 2013 offseason.

The 2014 Clemson graduate went into the seminary after his football career and worked at Crosspoint Church in Clemson before joining Swinney's staff. He and his wife, Megan, have two sons, Judah and Thomas, and twin daughters, Sophia and Adaline.



TYLER CLEMENTS

DIRECTOR OF ON-CAMPUS RECRUITING
4TH SEASON AT CLEMSON
WEST VIRGINIA '15

TIGERS

Tyler Clements is in his fourth season guiding on-campus recruiting for Clemson. He graduated from West Virginia in 2015 with a degree in business leadership and political science.

Clements assists with recruiting graphics and communication plan on a daily basis. Along with day-to-day recruiting department activities, he also helps organize and plan & execute all on campus recruiting events, such as official and unofficial visits, the All-In Cookout and junior days.

Clements graduated from Glenelg (Md.) High School. He married the former Margot Murray in the summer of 2020. He is the son of Clemson University president Jim Clements, the 15th president of the school.



SAL CONTI

VIDEO GRADUATE ASSISTANT
4TH SEASON AT CLEMSON
CLEMSON '19

TIGERS

Sal Conti is in his first season as a video graduate assistant after spending three seasons with the program in various capacities as a student assistant.

Conti began his college career at Central Connecticut State before transferring to Clemson to complete his degree. During his time at CCSU, he served as a student assistant to the offensive line and tight ends during the 2016-17 seasons. Upon his move to Clemson, he spent the 2017 season as a recruiting assistant prior to spending the 2018-19 seasons as a student assistant with the offense.

Conti earned his bachelor's degree in communication from Clemson in 2019.

FOOTBALL SUPPORT STAFF



JEFF DAVIS

ASSISTANT AD • FOOTBALL PLAYER RELATIONS
17TH SEASON AT CLEMSON
CLEMSON '84

TIGERS

Jeff Davis is in his 12th year as assistant athletic director for football player relations affairs within the football program as part of his 17 years with the football program and 21 years with the university. Davis oversees Clemson's P.A.W. Journey program, which cultivates leadership in football scholar-athletes through personal growth, life skills and professional development.

During the six years prior to his current position, he served as an assistant athletic director for fundraising, where he helped raise funds for the WestZone Club at Memorial Stadium. He also served as the primary spokesman for Clemson University's Call Me MISTER Program and served as its field director from 1999-03.

Davis was an All-America linebacker from 1978-81 who captained the Tigers during their 1981 national championship run. "The Judge" registered a then-Tiger-record 175 tackles in 1981. That same season, he became just the third defensive player in ACC history to be named league MVP. Davis had 14 tackles as Clemson topped Nebraska, 22-15, in the 1982 Orange Bowl to claim its first national title.

In 1995, he became the fourth member of the Clemson Ring of Honor, then he was named to Clemson's Centennial Team in 1996. In 2002, he was named to the ACC's 50-Year Anniversary team.

In 2007, Davis was accorded the highest honor attainable for a college player when he was inducted into the National Football Foundation College Football Hall of Fame. He has made a name for himself outside of the Clemson community. A fifth-round draft pick by Tampa Bay in 1982, he played six seasons in the NFL. During his time as a professional, he also completed his remaining coursework and graduated in 1984.

In 1999, he returned to Clemson as field director of Call Me MISTER. It seeks to recruit, train, certify and secure employment for African-American males as elementary teachers in the state's public schools. In 2001, he was awarded \$100,000 for the program from Oprah Winfrey's "Angel Network."

Davis is the president of Goal Line Stand, which supports young people as adults as they seek to remain committed to values that shape and govern their lives. The ordained pastor lives in Seneca with his wife, Joni. His twin sons, J.D. and Judah, were linebackers on Clemson's 2016 and 2018 national championship teams. Both received their undergraduate degrees from Clemson in December 2017.



MIKE DOOLEY

DIRECTOR OF OPERATIONS & PLAYER PERSONNEL
16TH SEASON AT CLEMSON
FURMAN '98

TIGERS

Mike Dooley is in his 16th year with the Tiger football program and serves as director of football operations and player personnel. As operations director, he is responsible for day-to-day operations of the program, organizing team and staff related activities, overseeing team travel including bowl games, and also serves as the summer camp director.

Dooley served two years (2005-06) as a video graduate assistant (defense) and two years (2007-08) as a graduate assistant coach (offense) at Clemson. He also served as interim tight ends coach in 2008.

Dooley worked as an assistant coach at Greenville (S.C.) High School from 1998-04 before coming to Clemson. His responsibilities included defensive coordinator from 2000-04 and assistant head coach in 2004. In his last three years, Greenville High had a 33-4 overall record, including a 12-1 mark in 2003. His background also includes his tenure as an assistant coach for the Carolina Rhinos of the af2 league in 2002, when his responsibilities included coaching the defensive backs.

Dooley, a native of Toccoa, Ga., lettered as a defensive end at Furman from 1993-95 and had a sack at Clemson in 1994. He was also an academic honor roll member and received his degree in health & exercise science from Furman in 1998.

He is married to the former Allison Woodlee, a 2003 graduate of Clemson. They have a daughter, Eliza, and son, Austin.



WESLEY GOODWIN

SENIOR DEFENSIVE ASSISTANT
9TH SEASON AT CLEMSON
MISSISSIPPI STATE '07

TIGERS

Wesley Goodwin is in his third season as senior defensive assistant and his ninth with the program overall. He was a graduate assistant at Clemson from 2009-11, then served as a defensive analyst under Brent Venables from 2012-14.

From 2015-17, Goodwin was with the Arizona Cardinals under head coach Bruce Arians. Goodwin helped the Cardinals to a 28-19-1 record as Assistant to the Head Coach during that time, including a 13-3 record in 2015, when the Cardinals reached the NFC Championship Game.

Goodwin is a graduate of Mississippi State and earned his start in coaching with the Bulldogs as a graduate assistant. He earned his undergraduate degree in 2007 and a master's degree from Mississippi State in 2009. He and his wife, Jennalee, have a daughter, Emma.



D.J. GORDON

ASSISTANT DIRECTOR OF OPERATIONS & CREATIVE MEDIA
13TH SEASON AT CLEMSON
SOUTH CAROLINA '08

TIGERS

D.J. Gordon is in his 13th year with the Clemson football program. He is in his fifth year assisting the director of football operations with team travel, team events & day-to-day football operations, while also contributing to the football program's social media efforts.

Gordon was a graduate assistant and intern in the equipment room prior to being named the assistant director of equipment for football in 2013. During his time in the equipment room, he began assisting athletic communications with its social media presence within the football program, leading to the opportunity to be in his current dual role as assistant director of football operations and creative media.

Gordon earned his undergraduate degree from South Carolina in 2008 in sports & entertainment management. He completed his master's degree from Clemson in 2011 in educational counseling. He and his wife, Stephanie, reside in Clemson and have two sons, Whit and Lane. Stephanie is an orthopedic sales representative with Bioventus.



LARRY GREENLEE

ASSOCIATE HEAD STRENGTH & CONDITIONING COACH
24TH SEASON AT CLEMSON
CLEMSON '95

TIGERS

Larry Greenlee serves as associate head strength & Conditioning Coach and is entering his 24th year as a full-time strength & conditioning coach at Clemson. He served as a graduate assistant for two years under Director Joey Batson, and he currently supervises assistants, graduate assistants, undergraduate assistants and volunteers under the direction of the head strength & conditioning coach.

As a nationally ranked track & field athlete, Greenlee began his career at NC State. After one year, he transferred to Clemson, accumulating four ACC Championship titles and two national runner-up titles.

As a student, Greenlee earned a bachelor of science degree in management and a master's degree in counseling education from Clemson.

Greenlee is a member of the NSCA, CSCCa, NASE and the USAW. He is certified as a Sport Performance Coach (SPC) by USA Weightlifting (USAW), specializing in Olympic lifts, Strength & Conditioning Coach Certified (SCCC) by the Collegiate Strength & Conditioning Coaches Association (CSCCa) and is certified by the National Association of Speed & Explosion.

In 2012, Greenlee was named Master Strength & Conditioning Coach (MSCC), the highest honor in the profession, by the Collegiate Strength & Conditioning Coaches Association. He has also served as vice chair on the CSCCa's Certification Committee for seven years. In 2017, he was inducted into the Daniel High School Hall of Fame.

Greenlee is married to the former Shirley Griffin. The couple has two children, D.J., a Clemson graduate and former football letterman, and Sydnee.



PAUL HARRINGTON

DIRECTOR OF PERFORMANCE NUTRITION
5TH SEASON AT CLEMSON
FLORIDA '04

TIGERS

Paul Harrington is in his fifth year as the program's director of football performance nutrition. In his first four seasons at Clemson, the Tigers earned four ACC titles, four CFP berths and two national championships.

Born and raised in Seminole, Fla., Harrington graduated from Florida in 2004 with a bachelor's degree in food science & human nutrition. At Florida, he volunteered as an undergrad in one of the first full-time university sports nutrition departments in the country. During his first three years out of school, he worked in a clinical setting in Gainesville, Fla.

He later attended Auburn and graduated with a master's degree in nutrition & food science in 2009. During his last year at Auburn, he assisted as a volunteer in starting Auburn's sports nutrition department. After graduation he moved to Atlanta, where he again worked in the clinical setting and as a personal trainer.

In 2013 after his dietetic internship, he was hired by Alabama, first as an intern and then later as assistant director of performance nutrition. At Alabama, he managed all aspects of nutrition for men's basketball, women's gymnastics, all swimming & diving, all track & field, women's soccer and assisted with football. He worked there for three years before moving to Clemson.

Harrington and his wife, Morgan, have identical twin daughters, Mila and Ansley.



FOOTBALL SUPPORT STAFF



PAUL HOGAN

SENIOR ASSISTANT STRENGTH & CONDITIONING COACH
9TH SEASON AT CLEMSON
ALABAMA '00

TIGERS

Paul Hogan is in his ninth year at Clemson as a senior assistant strength & conditioning coach.

He is a Certified Strength & Conditioning Specialist (CSCS) through the National Strength & Conditioning Association (NSCA), a Strength & Conditioning Coach Certified (SCCC) through the Collegiate Strength & Conditioning Coaches Association (CSCCA), a Master Strength & Conditioning Coach (MSCC) and a Certified Sports Nutrition Consultant (CSNC) through the American Fitness Professionals & Associates (AFPA).

Following his graduation from Alabama in 2000, Hogan signed a free-agent contract with the Oakland Raiders. He spent one year at Georgia as a volunteer coach in 2001 before serving as a graduate assistant at Alabama from 2002-04.

Hogan spent 2005 and 2006 as an on-field graduate assistant at Clemson before being named Samford's head of strength & conditioning for football in 2007. He spent seven years at Samford, overseeing all aspects of the football training program and performance nutrition. Hogan returned to Clemson in 2012 as a senior assistant strength & conditioning coach.

Hogan was a four-year starter at center with Alabama from 1997-00 as well as a three-time All-SEC pick and All-American at center. He started 44 of his 45 career games and twice earned Academic All-SEC honors. A team captain as a senior, Hogan won the Pat Trammell Leadership Award. Hogan earned his master's degree in management from Alabama in December 2004.

Hogan is a native of Valdosta, Ga., where he attended Valdosta High School. In 2019, Hogan was inducted into the Valdosta High School Hall of Fame.



J.P. LOSMAN

OFFENSIVE ANALYST
4TH SEASON AT CLEMSON
TULANE '03

TIGERS

J.P. Losman is in his first year as an offensive analyst at Clemson after assisting the program for three seasons as a student coaching intern from 2017-19.

Prior to entering the coaching and analysis ranks, Losman spent eight years at quarterback in the professional ranks. He was drafted by the Buffalo Bills in the first round (No. 24 overall) of the 2004 NFL Draft, spending five seasons with the franchise from 2004-08. His career also included tenures with the Oakland Raiders, Miami Dolphins and Seattle Seahawks, as well as helping the Las Vegas Locomotives to a UFL title in 2009.

Losman was an All-Conference USA selection at Tulane, where he completed 570-of-987 passes for 6,754 yards and 60 touchdowns. He earned his bachelor's degree from Tulane in 2003 and holds two Master's degrees, earning one in real estate development from USC in 2013 and one in athletic leadership from Clemson in 2019.

Losman and his wife, Zulaikha, have three sons, Harlow, Crosby and Sterling.



JACOB MALONEY

GRADUATE ASSISTANT
5TH SEASON AT CLEMSON
CLEMSON '19

TIGERS

Jacob Maloney is in his first year as a defensive graduate assistant with Clemson in 2020 after assisting the program as an undergraduate student assistant for the previous four seasons.

In an undergraduate role from 2016-19, Maloney assisted with preparing practice material, creating practice film cutups, data management, opponent breakdown and more. In those four seasons, Clemson posted a 55-4 record with four College Football Playoff berths and two national championships while finishing in the Top 10 in total defense each season.

Maloney graduated from Clemson in 2019 with a degree in marketing.



BRANDON MCCOMBS

ASSISTANT FOR SPECIAL TEAMS ANALYSIS & RESEARCH DEVELOPMENT
11TH SEASON AT CLEMSON
CLEMSON '09

TIGERS

Brandon McCombs is in his 11th year in a full-time capacity at Clemson and his eighth working with special teams.

Clemson has won at least 10 games in each of McCombs' seven previous seasons assisting Clemson's coaching staff on special teams, including five ACC titles, five CFP berths and two national championships. During that time, Clemson has finished in the top half of the ACC in kickoff coverage six times, including leading the conference and finishing 13th in the country with 17.56 yards allowed per return in 2019.

McCombs began his career working as a student assistant at Clemson in 2005 and was a player development coach in the strength training room from 2010-12. He earned a bachelor's degree in sport management from Clemson in 2009.



DEANDRE MCDANIEL

DEFENSIVE ANALYST & ASSISTANT CAMP DIRECTOR
6TH SEASON AT CLEMSON
CLEMSON '10

TIGERS

DeAndre McDaniel is in his sixth season on staff at Clemson and his third as a defensive analyst and assistant camp director.

McDaniel's tenure on staff has coincided with one of the most successful runs in school and college football history. In the five seasons following his return to Clemson in 2015, Clemson won 69 games, the most in a five-year span in the AP Poll era.

Prior to entering his current role, he was one of the top safeties at Clemson in the 2000s. He was a first-team All-America safety in 2009 and third-team selection in 2010. He tied for third in the nation and was first in the ACC in interceptions in 2009. That season, he was the only player in the nation to have at least eight interceptions and 100 tackles.

McDaniel, a 2010 Clemson graduate, led the Tigers in interceptions and tackles in 2010 as a senior. He finished his career with 15 interceptions in his 53 games and was a two-time first-team All-ACC selection.



RODERICK MCDOWELL

OFFENSIVE PLAYER DEVELOPMENT
2ND SEASON AT CLEMSON
CLEMSON '13

TIGERS

Roderick McDowell is in his second season on staff and his first serving in an offensive player development role in 2020. He returned to the program in 2019 as an offensive graduate assistant.

In 2019, McDowell assisted with the team's offense after playing running back for the Tigers from 2010-13. During his playing career, he accrued 1,699 rushing yards and 12 rushing touchdowns on 318 carries and 231 receiving yards and two receiving touchdowns on 34 receptions. He earned third-team All-ACC honors as a senior in 2013.

A native of Sumter, S.C. McDowell graduated from Clemson with a degree in sociology in 2013.



MAVERICK MORRIS

GRADUATE ASSISTANT
3RD SEASON AT CLEMSON
CLEMSON '17

TIGERS

Maverick Morris is in his third year as a graduate assistant working with the offense. In his first two seasons assisting Offensive Line Coach Robbie Caldwell from 2018-19, Clemson placed every member of its starting offensive line on the All-ACC team.

During his playing career, Morris was a key member of the Tiger football class of 2017 that finished with an ACC-record 50 wins, three ACC championships, three College Football Playoff appearances and a national championship in 2016.

Morris, who graduated prior to the 2017 season, was the top reserve on the offensive line during the 2015-17 seasons and was a co-captain of the 2017 team. He played 48 games and had 34 knockdowns and 1,207 snaps in his four-year career. He was also co-winner of the 2016 team's 12th Man Award on offense.



SAM OGDEN

DIRECTOR OF VIDEO
1ST SEASON AT CLEMSON
JACKSONVILLE STATE '14

TIGERS

Sam Ogden is in his first season as Clemson's director of football video after joining the program in early 2020. In this role, Ogden oversees Clemson's football video department, including the shooting, processing and management of all game and practice video as well as producing internal video content for the team and staff.

Ogden joined Clemson after spending two seasons at Arkansas in the same capacity from 2018-19. His service at Arkansas was part of five years he served under former Clemson offensive coordinator Chad Morris, including three years at SMU from 2015-17.

A 2014 graduate of Jacksonville State with a degree in communications, Ogden worked with Jacksonville State's football team for four years and the men's basketball teams for three seasons. He later earned his Master's degree in sports management from the school in 2016. Following his final year at Jacksonville State, Ogden was selected the FCS Video Coordinator of the Year by the Collegiate Sports Video Association (CSVA).

FOOTBALL SUPPORT STAFF

He spent the 2014 football season as the video coordinator at the University of South Alabama.

A native of Bellefontaine, Ohio, Ogden is married to his wife, Chloe.



DANNY POOLE

DIRECTOR OF SPORTS MEDICINE
38TH SEASON AT CLEMSON
WESTERN CAROLINA '79

TIGERS

Danny Poole is in his 20th season as Clemson's director of sports medicine, but he is a veteran of 37 years working in the Tiger athletic training facility. He supervises the athletic training needs of all student-athletes with a primary area of emphasis overseeing the football program. He has 39 years of full-time experience in the athletic training field.

Poole served as head athletic trainer for the Carolina Chargers of the American Football Association in 1979. In 1980, he became an assistant trainer at Memphis. During his career as a full-time assistant there, he earned his master's degree in health education. Poole came to Clemson in 1984 as an assistant under trainer Fred Hoover.

Poole was honored in 2001 with the Athletic Trainers Service Award, presented by the National Athletic Trainers Association to role models who are future leaders of the training profession. He was inducted into the West Mecklenburg High School Athletic Hall of Fame in 2019.

The Charlotte, N.C. native is married to the former Beth Morgan. The couple has two daughters and sons-in-law, Jacqui Rice (Greg) and Abby White (Andrew), as well as four grandchildren: Finley and Emmie Rice, and Skylar and Carter White.

A 1979 Western Carolina graduate, Poole earned a bachelor's degree in health & physical education.



ABE REED

DIRECTOR OF EQUIPMENT
23RD SEASON AT CLEMSON
HOUSTON '97

TIGERS

The 2020 season marks Abe Reed's eighth year as director of equipment for football and his 23rd year at Clemson after joining as a graduate assistant in 1998 and being hired full-time in 2000. He coordinates all the team's equipment needs, including equipment-related travel.

Reed is a 1997 graduate of Houston, where he earned a biology degree. He was a student manager at Houston, then was hired in a full-time capacity at Clemson. He has been involved with all Tiger sports during his career, but has seen his most service with football.

Reed previously served as the AEMA District III secretary since 2011 and was the AEMA District III Equipment Manager-of-the-Year in 2012.

He is married to the former Holly Hepfer of Sumter, S.C. They have two children, a son, Lance, and a daughter, Lillian.



KYLE RICHARDSON

DIRECTOR OF PLAYER DEVELOPMENT & FRESHMAN TRANSITION
5TH SEASON AT CLEMSON
APPALACHIAN STATE '01

TIGERS

Kyle Richardson is in his fifth season on staff at Clemson and his first as Director of Football Player Development & Freshman Transition. He previously spent four years as Senior Offensive Assistant after being hired following an outstanding career as head coach at Northwestern High School in Rock Hill, S.C.

Clemson is 55-4 since Richardson joined the staff prior to the 2016 campaign, including four ACC championships, four CFP berths and two national titles.

Richardson was the head coach at Northwestern from 2011-15. In that time, his program posted a 58-13 record and won state championships in 2013 and 2015. His 2013 team finished seventh nationally in the final USA Today rankings and his 2015 team finished ranked nationally in multiple top 25 polls.

As head coach, Richardson guided Northwestern to three state title game appearances and won four region championships. He was 13-3 in postseason play in his five years as the head coach. Richardson was offensive coordinator at Northwestern before he became head coach and led the Trojans offensively to four region championships, three state championship berths and an undefeated state championship season in 2010.

Richardson has previous coaching experience at the college level, having coached wide receivers at South-eastern Louisiana. He has coached high school football in North Carolina, Georgia and South Carolina. Richardson was inducted into the York County Hall of Fame in 2019. He is a 2001 graduate of Appalachian State and has master's degrees from California and Clemson.



ADAM SMOTHERMAN

SENIOR ASSISTANT STRENGTH & CONDITIONING COACH
9TH SEASON AT CLEMSON
VANDERBILT '11

TIGERS

Adam Smotherman is in his ninth year on the strength & conditioning staff under Joey Batson. Prior to joining the Clemson program, Smotherman served as assistant director of strength & conditioning at Furman (2012-13), graduate assistant strength & conditioning coach for football at Clemson (2011,12) and as a weight room intern at Vanderbilt (2011).

Smotherman is Strength and Conditioning Coach Certified (SCCC) by CSCCa, a Certified Strength & Conditioning Specialist (CSCS) by NSCA, a Level 1 Sports Performance Coach (SPC) certified through USA Weightlifting and a Specialist in Sports Nutrition (SSN) certified by International Sports Sciences Association (ISSA).

Smotherman earned a bachelor of science degree from Vanderbilt and a master of science degree from Clemson.

At Vanderbilt, Smotherman, a four-year letterman at defensive tackle, earned the team's Ironman Lineman Award three times, Lifter-of-the-Year Award two times, Dedication Award and was elected team co-captain his senior season.

Smotherman is married to the former Lindsey Whitworth of Columbia, S.C. The couple has a son, Jack, and a daughter, Caroline.



JORDAN SORRELLS

DIRECTOR OF RECRUITING
6TH SEASON AT CLEMSON
FURMAN '09

TIGERS

Jordan Sorrells is in his sixth season with the Clemson football program, during which time he's held a variety of titles in the team's recruiting department. Sorrells' list of duties includes management of the prospect evaluation process, organizing prospect visits, prospect communications, coaches recruiting travel logistics and planning and executing recruiting events.

In his first five seasons at Clemson, Clemson posted a 69-5 overall record with five CFP berths, five ACC titles, four national title game appearances and two national titles. The 69 wins are the most by any team in a five-year span in the AP Poll era and preceded a 2020 recruiting class that ranked No. 1 by ESPN, No. 2 by Rivals and No. 3 by the 247 Composite.

The Greenville, S.C., native came to Clemson in 2014 from Furman, where Sorrells served as director of football operations during the 2011-14 seasons and was a part of the 2013 Southern Conference championship team.

Sorrells earned his degree from Furman in 2009, where he was a two-year starter at quarterback. He holds career records for passing touchdowns and is second in passing yards and completions.

He and his wife, Sarah Kathryn, a fitness instructor, reside in Clemson and have two sons, Will and Jack, and a daughter, Ellie.



BILL SPIERS

SENIOR ASSISTANT FOR OFFENSE & SPECIAL TEAMS
5TH SEASON AT CLEMSON
CLEMSON '18

TIGERS

Bill Spiers is in his third year as senior special teams assistant after returning to the program as a student assistant during the 2016 and 2017 seasons.


Spiers was one of the top baseball players at Clemson from 1985-87. He was the No. 13 overall selection of the 1987 MLB Draft after earning All-America honors. Spiers also played football for the Tigers in 1986 and was the team's starting punter when the Tigers won the ACC Championship.

Spiers went on to play 13 years in the major leagues from 1989-01 with the Milwaukee Brewers, New York Mets and Houston Astros. He played 1,252 games at the major league level.

A native of Cameron, S.C., Spiers had experience coaching high school football and baseball before returning to Clemson as part of the Tiger Trust Program, which provides an opportunity for student-athletes who exhausted their eligibility or left early for a professional opportunity to return to complete their degree. He earned his degree from Clemson at age 51 in 2018.

Spiers is married to his wife, Laura, with whom he has three children, Ashley, Will and Mary Crosby. Ashley serves on the Clemson football staff, and Will is a punter on Clemson's 2020 squad.

FOOTBALL SUPPORT STAFF



CHANSI STUCKEY

OFFENSIVE PLAYER DEVELOPMENT
2ND SEASON AT CLEMSON
CLEMSON '06

TIGERS

Chansi Stuckey is in his first season in an offensive player development role and his second after returning to the program as a video graduate assistant in 2019.

Stuckey joined the staff after playing quarterback and wide receiver for the Tigers from 2003-06. The 2006 first-team All-ACC selection finished his career with 141 career receptions for 1,760 yards and seven touchdowns. After spending the 2003 season as the backup quarterback to Charlie Whitehurst, he transitioned to wide receiver and completed his career having scored four different ways (rush, pass, reception and punt return).

Following his collegiate playing career, Stuckey spent five seasons in the NFL from 2007-11 with the New York Jets, Cleveland Browns and Arizona Cardinals after being selected in the seventh round of the 2007 NFL Draft.

A native of Warner Robins, Ga., Stuckey graduated from Clemson in 2006 with a degree in management. He and his wife, Summer, have a son, Aiden.

Taylor has guided media relations efforts in the midst of two College Football Playoff berths, including two title game appearances, and has helped promote five consensus All-Americans as well as winners of the Campbell Trophy, Butkus Award, Archie Griffin Award and Bear Bryant Award. Clemson received the Super 11 Award from the Football Writers Association of America in both 2018 and 2019.

Taylor came to Clemson after spending seven years with the Washington Redskins, including the last three seasons as director of communications. He began as a media services assistant with the Redskins in 2011. A native of Coppell, Texas, Taylor graduated magna cum laude from the University of Missouri School of Journalism in 2010.



THAD TURNIPSEED

DIRECTOR OF PROJECTS & EXTERNAL AFFAIRS
8TH SEASON AT CLEMSON
ALABAMA '95

TIGERS

Thad Turnipseed is in his eighth year at Clemson and his first as director of football projects & external affairs. Turnipseed helps oversee the program's world-class facilities and was instrumental in the planning, construction and upkeep of the Allen N. Reeves Football Complex, which opened in February 2017. Clemson has finished in the top 15 each of his first seven years with the program, including winning five ACC titles from 2015-19 and national championships in 2016 and 2018.

He came to Clemson as director of recruiting operations & external affairs after spending the previous 11 years at Alabama, where he started as director of capital projects, designing and overseeing over \$200 million in athletic projects. Some of these projects included two end zone expansions and a \$40 million in improvement to the football facility. He ended his career at Alabama as the associate athletic director for special projects while serving as director of football external affairs.

Turnipseed earned a degree from Alabama in political science in 1995. He was a member of the football team from 1990-92 and became a student assistant from 1993-95 after an injury. He and Swinney were both members of Alabama's 1992 national title team. Alabama won the national title in 2011 and 2012, his final two seasons with the Crimson Tide program.

Prior to joining the staff at Alabama, Turnipseed was a project manager at Beaver Construction from 1995-97 as well as owner of Calvary Construction and Calvary Flooring from 1997-03.

Turnipseed is married to the former Melissa Nix. The couple has three daughters, Mallory, Marian and Marlee, and a son, Lee.



CHANDLER WHITMER

GRADUATE ASSISTANT
1ST SEASON AT CLEMSON
CONNECTICUT '14

TIGERS

Chandler Whitmer is in his first season at Clemson as a graduate assistant on the team's offensive staff.

Whitmer joined the program after spending the 2019 season as a graduate assistant at Ohio State. That season, he worked with the program's offensive line, which was a Joe Moore Award finalist and helped produce a 2,000-yard rusher in J.K. Dobbins, as the Buckeyes finished 13-1 with a College Football Playoff berth.

Whitmer spent 2018 as an offensive quality control coach at Yale. Prior to entering collegiate coaching, he worked in marketing for CSE Talent, an Atlanta-based agency representing clients in sports and media.

A native of Newnan, Ga., Whitmer played collegiately at Connecticut, making 24 career starts at quarterback from 2012-14 and finishing his career fourth in school history in completions (403) and passing yards (5,082) and sixth in touchdown passes (25). He earned his degree in sociology from Connecticut in 2014.



ROSS TAYLOR

ASSISTANT AD • FOOTBALL COMMUNICATIONS
3RD SEASON AT CLEMSON
MISSOURI '10

TIGERS

Ross Taylor is in his third season as Clemson's director of football communications. He succeeded CoSIDA Hall of Famer Tim Bourret in July 2018 and is just the third director of football communications at Clemson since the 1955 season.



SAVANNAH BAILEY
Director of Life Skills & Community Service



JENNIFER BENTON
Administrative Business Manager



TRAVIS BLANKS
Director of Former Player Engagement & Development



SCOTT CROTHERS
Sports Medicine Assistant



BETH DOUGLAS
Senior Administrative Assistant, Head Coach



HALI FOREMAN
Executive Performance Chef



ZACH FULMER
Assistant Director of Recruiting Operations



HENRY GUESS
Video Services Assistant



RASHARD HALL
Director of Career & Professional Development



NIKI LYON
Performance Nutrition Operations Coordinator



JAYSE McQUAIG
Video Services Assistant



LINDSEY MORRIS
Administrative Assistant, Recruiting



REGGIE PLEASANT
Life Coach



GRANT RADAKOVICH
Assistant Director of Projects & External Affairs



CHEYENNE REYNOLDS
Sports Medicine Assistant



JOE ROBBINS
Graphic Design Coordinator



ASHLEY SPIERS
Administrative Assistant, Head Coach



JOSH WALL
Assistant Director of Recruiting Operations



BERT WEST
Building Operations



MADDIE WILLIAMS
Creative Media Coordinator



JILL WILLIAMS-WILKS
Administrative Assistant, Administration



REN WINDHAM
Administrative Assistant, Offense, Defense



NICK YARDI
Equipment Assistant

CLEMSON TIGERS NETWORK



**DON
MUNSON**

**DIRECTOR OF BROADCASTING
11TH SEASON AT CLEMSON
APPALACHIAN STATE '84**

TIGERS

Don Munson is in his 11th year with the Clemson athletic department in a full-time capacity and his seventh year as director of broadcasting. Munson is a familiar name to Tiger fans because of his involvement with the Clemson radio network since 1994.

Munson took over the new position of creative media services director in July 2010 and had department-wide responsibilities, with an emphasis on football. In 2014, Munson was named Clemson's director of broadcasting and became the play-by-play voice of Tiger football, just the third person to hold that distinct position since 1968.

He also continues to serve as the host of the Clemson football and basketball coaches radio call-in program, "Tiger Calls," and provides play-by-play commentary for men's basketball and baseball as well as various Clemson Olympic sports.

Munson has covered Clemson athletics since the 1994 season, when he first joined the network as the Tiger football pregame, halftime and Fifth Quarter Show host.

In 2003, he rejoined the network as host of the Tiger Tailgate Show and Fifth Quarter Show. When Jim



Phillips passed away in 2003, he assumed the duties as host of Tiger Calls and play-by-play announcer for women's basketball and baseball.

Munson is a 1984 graduate of Appalachian State with a degree in communications. He was the play-by-play announcer at Appalachian State during the 1984-91 seasons.

Married on May 26, 1984, Munson and his wife, Elizabeth, have one daughter, Michelle.

GAMEDAY RADIO AFFILIATES

| Location | Station | On the Dial |
|----------------------|-------------|-----------------|
| Andrews, S.C. | WYEZ | 100.7 FM |
| Augusta, Ga. | WGUS | 102.7 FM |
| Camden, S.C. | WPUB | 102.7 FM |
| Charleston, S.C. | WQSC | 98.5 FM |
| Charlotte, N.C. | WZGV | 730 AM |
| CLEMSON, S.C. | WCCP | 105.5 FM |
| Columbia, S.C. | WZMJ | 93.1 FM |
| Florence, S.C. | WSIM | 97.1 FM |
| Greenville, S.C. | WESC | 92.5 FM |
| Greenwood, S.C. | WCRS | 98.5 FM |
| | | 1450 AM |
| Hampton, S.C. | WBHC | 92.1 FM |
| Hilton Head, S.C. | WHHW | 96.1 FM |
| | | 1130 AM |
| Lincolnton, N.C. | WLON | 1050 AM |
| Loris, S.C. | WLSC | 106.7 FM |
| | | 1240 AM |
| Myrtle Beach, S.C. | WTKN | 94.5 FM |
| | WEZV | 105.9 FM |
| Newberry, S.C. | WKDK | 1240 AM |
| Orangeburg, S.C. | WGFG | 105.3 FM |
| Rock Hill, S.C. | WRHI | 100.1 FM |
| | | 1340 AM |
| Spartanburg, S.C. | WCCP | 97.5 FM |
| Sumter, S.C. | WWBD | 94.7 FM |
| Union, S.C. | WBCU | 103.5 FM |
| | | 1460 AM |

Note: Flagship station in **ORANGE**.



UNIVERSITY PRESIDENT



JIM CLEMENTS

- CLEMSON UNIVERSITY PRESIDENT
- 7TH SEASON AT CLEMSON
- UMBC '85

Jim Clements became Clemson University's 15th president on Dec. 31, 2013 after serving as president of West Virginia University. Since his arrival, the value of the Tiger Paw has never been higher, driven by the university's elevated academic reputation and the exposure from Clemson's athletic success on the national stage.

Under Clements' leadership, Clemson has raised the bar in admissions, enrollment, research, diversity, graduation and retention rates. Clements has also led the way in helping to raise more than \$1 billion in private funds since he arrived at Clemson. In addition, the campus is currently undergoing the largest construction boom in the history of the university.

Clements is a nationally recognized leader in higher education who has served as president of a university in three different athletic conferences, Big East Conference, Big 12 Conference and Atlantic Coast Conference, where he served as the 2016-17 chair of the ACC Council of Presidents.

He currently serves on the board of directors of the American Council on Education, the executive committee for the Council of Competitiveness and the Business Higher Education Forum. He also previously served as

UNDER CLEMENTS' LEADERSHIP

- He has led commencement ceremonies for more than 40,000 graduates.
- Undergraduate applications have increased 54 percent.
- Freshman ACT and SAT scores are at an all-time high.
- Clemson has raised more than \$1 billion so far, resulting in record-breaking fundraising every year.
- The value of Clemson Foundation Endowment has increased by 46 percent.
- Total research awards have increased 90 percent to \$215 million annually.
- Clemson achieved and then was re-affirmed Carnegie R1 highest research activity.
- ClemsonForward strategic plan was launched.

Chair of the Board for the Association of Public & Land-Grant Universities.

He holds a bachelor of science degree in computer science as well as a master's degree and Ph.D. in operations analysis from the University of Maryland-Baltimore County. He also holds an M.S. degree in computer science from Johns Hopkins University's Whiting School of Engineering and was awarded an honorary degree as doctor of public education from his alma mater, UMBC.



His "Successful Project Management" book is now in its seventh edition and has been published in multiple languages and used in numerous countries.

Clements was born in Arlington, Va., but he spent the majority of his life in Maryland before relocating to West Virginia and then Clemson. He and his wife, Beth, have been married for 29 years and have four children, Tyler, Hannah, Maggie and Grace; two sons-in-law, Tanner Coombs and Max Kinser; a daughter-in-law, Margot Murray Clements and one grandson, Cannon Coombs.



THE CLEMENTS FAMILY (FROM LEFT TO RIGHT) - TANNER, MAGGIE, CANNON, JIM, GRACE, MARGOT, TYLER, BETH, HANNAH AND MAX.

DIRECTOR OF ATHLETICS



DAN RADAKOVICH

- DIRECTOR OF ATHLETICS
- 8TH SEASON AT CLEMSON
- INDIANA (PA.) '80

Director of Athletics Dan Radakovich is in his eighth full academic year at Clemson after being named to the post on Dec. 1, 2012. He has helped lead Clemson to new heights in nearly every area, which includes program records for GPA, GSR and APR, two College Football Playoff national championships, more than \$170 million in facility upgrades around the athletic district and more than doubling department revenue.

Radakovich has led Clemson athletics to a period of sustained success, considered among the greatest stretches in school history.

Most recently, the department set a record with a 3.09 GPA in the fall of 2019 and a 3.57 GPA in the spring, while seeing the football program play for the national title for a fourth time, the men's soccer program finish in the top 10 and the women's soccer program advance to a sixth-straight NCAA Tournament. Additionally, Radakovich oversaw the development of the softball program at Clemson, which officially began in the spring of 2020.

Radakovich's tenure has been highlighted by the success of the football program, which claimed the 2016 and 2018 national championships. The Tigers have won five consecutive ACC titles and made five straight College Football Playoff appearances.

The highlight of the 2018-19 academic year was a second football national title in three years, as Clemson defeated Alabama 44-16 in Santa Clara, Calif. In 2017-18, Clemson became the first school in history to reach the College Football Playoff, advance to the Sweet 16 of the men's basketball NCAA Tournament and host a baseball regional in a single academic year.

The 2018-19 academic year saw Clemson again claim a football title, achieving the first 15-0 record since 1897 and beating its two playoff opponents by 27 and 28 points, respectively, with a team that had a record 26 graduates on the roster. The year will also be remembered for Head Coach Amanda Butler leading the women's basketball team to the second round of the NCAA Tournament in her first season. Clemson also advanced to NCAA postseason competition in women's soccer, baseball, track & field, men's golf and women's golf.

Seven programs set records in NCAA APR, with six winning national recognition for being in the top-10 percent nationally.

Student-athlete development continues to be a driving force for the athletic department under Radakovich, and the Nieri Family Student-Athlete Enrichment Center in the newly-renovated West-Zone is a state-of-the-art facility for student-athlete development in the classroom and community. The development, rebranding and expansion of football's P.A.W.

Journey highlights a best-in-class approach to preparation for life after their Clemson football careers.

The athletic district has received a near-complete facelift in recent years, and basketball's Littlejohn Coliseum opened to rave reviews following a \$63 million renovation. Allen N. Reeves Football Complex opened in 2017 and has set the standard for football facilities around the country. Additionally, The Duckworth Family Tennis Center opened its doors in 2019, and the softball stadium opened for the program's inaugural season in 2020.

Since 2013, the athletic department has received approvals for \$162 million in facility improvements and increased spending on direct student-athlete development programs, including nutrition, mental health and professional development, by \$2.4 million. His department has increased overall revenue from \$69 million in fiscal year 2014 to a budgeted \$126 million in fiscal year 2020.

As a result of the litany of accomplishments, he was named 2017 SportsBusiness Journal Athletic Director-of-the-Year after being a finalist in 2015. He also serves as Chair of the Board of LEAD1, which represents athletic directors at the Division I level.

College football entered a new era in 2014 with the College Football Playoff, and Radakovich was at the forefront. He was one of 13 people, including one of only five FBS directors of athletics, to be named to the committee.

In 2012, he was named by NCAA President Mark Emmert as one of 10 directors of athletics to a new advisory commission charged with making recommendations for the future of NCAA rules and policies.

Radakovich came to Clemson from Georgia Tech, where he served with distinction for six years (2006-12). Just Clemson's fifth director of athletics since 1940, he replaced Terry Don Phillips, who retired after over 10 years directing the program.



Prior to his arrival, he amassed a wealth of experience serving in significant athletic administrative roles at Miami (Fla.), Long Beach State, South Carolina and Louisiana State in addition to athletic directorships at American University and Georgia Tech. His administrative career spans over 30 years.

Radakovich worked as a senior associate athletic director at Louisiana State from 2001-06. He had many responsibilities that dealt with the football program and worked closely with Nick Saban, including the year (2003) the Tigers won the national title.

Between 1994 and 2000, he served as chief financial officer at South Carolina. During that time, he worked with current Clemson football administrator Woody McCorvey and former administrator Brad Scott.

He gained experience on the West Coast from 1989-94, when he was a senior associate athletic director at Long Beach State. He got his start in administration at Miami in 1983 as the athletic business manager.

The Aliquippa, Pa. native was first made aware of Tiger athletics through the basketball exploits of Butch Zatezalo, who was from the same town. Zatezalo was a three-time All-ACC Tiger whose legendary 25-point scoring nights received a lot of attention in Pennsylvania in the 1960s when he was a youth.

Radakovich is a 1980 graduate of Indiana (Pa.), where he earned a bachelor's degree in finance. He was also a football letterman and student coach with the Crimson Hawk program. He was enshrined into the Beaver County Sports Hall of Fame in 2008 and was recognized as a distinguished alumnus from Indiana in 2009. Radakovich earned his master's degree in business administration from Miami in 1982.

Radakovich, born June 9, 1958, and his wife, Marcie, have two sons, Christian, a 2012 Georgia Tech graduate, and Grant, a 2015 Mercer graduate who was a tight end on Clemson's 2016 national championship football team and now works with the football program.



THE RADAKOVICH FAMILY (FROM LEFT TO RIGHT) CHRISTIAN, MARCIE, DAN AND GRANT.

ALLEN N. REEVES FOOTBALL COMPLEX



Head Coach Dabo Swinney and the Clemson staff sought to build “the forever home of Clemson football” when envisioning what would become the Allen N. Reeves Football Complex, which opened in January 2017 and remains among the gold standards of performance facilities, not only in college football, but in all of sports.

While discussion about the \$55 million facility that covers 142,000 square feet often centers around its bells and whistles, by design, it offers unparalleled functionality, the primary goal for Thad Turnipseed when he met with Swinney in 2012 about his vision for a football facility.

“Coach Swinney has always lived by the slogan, ‘Best is the Standard,’ and

that is what he sought to do in the design of this building,” said Turnipseed. “I went to 36 different football facilities around the nation. He said to take the best from each place, and that is what we did.”

Despite national praise for the young facility, Clemson has not rested in its pursuit of making the facility the nation’s standard-bearer. In the years since its opening, Clemson has added the 2,400-square-foot Clemson Applied Science Lab under the purview of Director of Applied Science Alex Bina, helping to put Clemson at the forefront of the recovery and sports science movement.

The sports science lab in CASL includes Sparta Science force plates to judge force efficiency, a DARI motion

capture lab to quantify functional movement, a Trazer augmented reality station to measure change of direction, Nord-Bords to gauge hamstring strength and a Senaptec sensory station to quantify cognitive performance, decision making and visual acuity.

The recovery center portion features a cryotherapy chamber for muscle recovery, a sensory deprivation pod that houses 1,200 pounds of Epsom salt dissolved in water at skin temperature to remove athletes from light, sound and some gravitational force, two infrared hyperthermic cocoon pods for far-infrared heat therapy and vibrational massage, four massage chairs, percussive massage guns and dedicated tables and space for Normatec compressive sleeves

to supplement the Normatec air pressure massage systems provided to each player prior to the season.

While CASL sits toward the rear of the facility, the first things visitors see upon entry to the main lobby of Allen N. Reeves Football Complex are the national championship trophies sitting in front of a video screen flanked by massive trophy cases housing additional hardware from Clemson’s history. The lobby also includes a scaled replica of Howard’s Rock and the Hill from Memorial Stadium, which also includes a button to play audio of Brent Musburger describing college football’s grandest entrance prior to Clemson’s game against Georgia in 2013.

Off the lobby to the right is the home of P.A.W. Journey, which cultivates leadership on the team through three main pillars of personal growth, life skills and professional development under the guidance of former All-American Jeff Davis. A corridor near that area leads to the PAW Bistro, the best-in-class dining facility led by Executive Performance Chef Hali Foreman who many current and former players have cited as their favorite part of the facility.

Adjacent to the dining area are the outdoor player village and indoor player lounge. The outdoor area includes a nine-hole miniature golf course, a covered full-court basketball facility with glass backboards and a state-of-the-art surface, an artificial-surface wiffle ball diamond, sand volleyball facility, a horseshoe pit, wading pool with a Tiger Paw monument, outdoor kitchen and a lounge area with a 20-foot video screen. Overall, the \$1.5 million outdoor village spans 1.5 acres.

The indoor player lounge features arguably the most fun room in the state,



ALLEN N. REEVES FOOTBALL COMPLEX



complete with a two-lane bowling alley, Pop-A-Shot, three different video game console centers, multiple ping-pong and pool tables and a table shuffleboard. Adjacent to the ping-pong tables is a golf simulator where players can play Augusta National, St. Andrews and Pebble Beach along with many other great golf courses from around the world.

Down the corridor from the golf simulator is a barber shop and shoeshine area. Next to the barber shop is the nap room, designed to offer student-athletes a designated space to combat one of the largest obstacles for the mental health of young people: lack of sleep.

Clemson's enormous weight room covers 23,000 square feet and was the country's largest football-only weight room at the time it was built. The entire team can work out at once in the area that includes 20 inlay platforms, numerous machines, fatbells, kettlebells and dumbbells, as well as a well-equipped cardio deck overlooking the lifting area. It also houses the offices of Paul Harrington and the Clemson nutrition staff, including a nutritional fuel bar for players.

The weight room connects to the Betty Sheppard Poe & William Maxwell Poe Indoor Football Facility, an 80,000-square-foot, \$10 million structure. It includes a full-sized synthetic turf field, raised video platforms, a game-ready scoreboard, four play-clocks, a video board and a booming sound system. The facility has enabled Clemson to continue its preparation despite inclement weather since 2013.

Prior to the complex's construction, large tubs were brought to the outside wall of the indoor football facility, as players traded off getting into the tubs. Now, there is one large horizontal 47-de-

gree cold tub that can handle 61 players at any one time, making the process much more efficient. It sits adjacent to Clemson's state-of-the-art training room that also features a lap pool and four therapy pools.

The second floor houses offices and meeting spaces for Clemson football personnel. Swinney's office is in the corner and fittingly overlooks the practice fields at one side and the outdoor basketball court on the other.

The second floor is the home of Clemson football's video department, a multi-

screened facility that rivals many broadcast networks. It sits next to a studio that produces much of @ClemsonFB's award-winning social media content and serves as the setting for many of Clemson's national media interviews as well as the home of the bureau cam for Clemson's appearances on ACC Network, as the room features a direct fiber-optic line to ESPN in Bristol, Conn.

The second floor has a meeting room for each position and the team meeting room that has seats for 180 (up from 158 for the team meeting room at Me-

morial Stadium). The floor also features a movie theater with 20 lounge chairs.

But perhaps most famously, connecting the second floor meeting spaces down to the locker room, weight room and practice fields is the slide.

"This idea came straight from Coach Swinney," said Turnipseed. "He saw it at the Google headquarters in the 2013 movie, 'The Internship.' He loved it."

The slide is near the back of the building and represents the most efficient means to getting 120 players from meetings to practice in a timely manner.



P.A.W. JOURNEY



“Football might not be a lifelong profession, but what you learn from it empowers you for a lifetime.” This realization made by Jeff Davis, former Tiger All-America linebacker, captain of the 1981 national championship team and current director of football player relations, has formed the foundation of his professional career in Clemson’s athletic department. It has culminated in the establishment of a new standard for student-athlete development.

While the recent construction of Clemson’s Allen N. Reeves Football Complex has naturally garnered widespread attention due to its grandiose appearance and luxurious features, the most significant characteristic of the new football complex is the presence of P.A.W. Journey, a program that redefines the experience of a college football student-athlete. The P.A.W. Journey suite greets you on the right as soon as you enter the facility, setting a clear precedent for the significance Head Coach Dabo Swinney has chosen to place on this transformative leadership initiative.

P.A.W., an acronym for “Passionate About Winning,” encourages football student-athletes to maintain a continually competitive posture towards all aspects of the journey of life. Composed of three pillars that Davis believes best prepares football players for their future roles as leaders in their careers, communities and homes, P.A.W. Journey develops football student-athletes holistically.

“Our football student-athletes have to go to practice, lift weights and focus on their academics,” said Davis when explaining P.A.W. Journey’s philosophy. “Sometimes, life gets lost in all of that. So, my goal is for P.A.W. Journey to keep life at the forefront of their minds.”

Striped, the personal growth pillar of P.A.W. Journey headed by Davis, is centered on the idea that Tigers are made

rather than born, and focuses on instilling character, confidence and conviction into the players. Charged with tasks that require them to identify their core values or construct personal and professional plans for their futures, Striped asks the players to identify who they are, what they believe and act according to those identities and beliefs.

Working closely with Davis is Savannah Bailey, who serves as director of life skills & community service and is responsible for the C.U. in Life pillar of P.A.W. Journey. Bailey creates, offers and aids the players in executing a variety of opportunities, such as civic engagement initiatives and preparatory workshops, that develop and enhance

the life skills essential to their success at Clemson and beyond.

“Whether it’s in the community, their hometowns or across the country, the players use their influence and passions to serve others,” said Bailey. “P.A.W. Journey is able to broaden their worldview while supporting them in their own development.”

Inspired by the concepts of educate, empower and engage, the C.U. in Life program has been integral to Clemson players taking part in life-changing experiences, such as annual service trips that have included player-led initiatives in Costa Rica, Haiti and Thailand.

Davis also works closely with Rashard Hall, former Tiger safety (2009-12) and director of career & professional development, who heads the third pillar of P.A.W. Journey, designated as 5th Quarter. The program promotes and provides professional development for football student-athletes.

From networking with professionals in their fields of interest, to attending workshops on how to thrive in their careers, 5th Quarter emphasizes the importance of each player’s accessibility to marketplace knowledge and experiences.

A shining example of the groundbreaking work being conducted through P.A.W. Journey’s 5th Quarter program is the placement of dozens of players in micro-internships within different companies across the country and around the world during recent springs. They were able to cultivate skills and increase their expertise and interests in fields such as product marketing, sales, entrepreneurship and company logistics among others.

Former Clemson safety Travis Blanks (2012-15) joined P.A.W. Journey in 2019, transitioning from his role with IPTAY and Block C Club to become the program’s director of former player engagement & development. In March, Blanks helped organize the “Decade to Remember Reunion,” which welcomed back more than 200 former Clemson players from Swinney’s tenure. The opportunity for fellowship was indicative of the program’s commitment to remaining engaged in the lives of the young men who comprise the program long beyond the expiration of their athletic eligibility.

With the abundance of commitments college football requires of every player, the narrative for his evolution has always begun and ended with the sport of football. However, P.A.W. Journey is changing that narrative by viewing football as a gateway to countless growth opportunities and life lessons for its students. As a result of this exceptional student-athlete-driven leadership initiative, Tiger players are discovering that in earnest.

At its very core, P.A.W. Journey empowers Tiger players to be in constant pursuit of self-improvement. The message Davis often provides, “True champions always seek new victories,” speaks to this pursuit and the understanding that the Clemson football student-athlete can achieve success on and off the field, now and for the rest of their lives.



(FROM LEFT TO RIGHT) TRAVIS BLANKS, RASHARD HALL, SAVANNAH BAILEY AND JEFF DAVIS LEAD CLEMSON’S INNOVATIVE P.A.W. JOURNEY PROGRAM.

CLEMSON APPLIED SCIENCE LAB



Clemson Applied Science Lab (CASL) has a very simple mission.

“Carry out the vision of the head football coach by providing confidence to student-athletes that their physical and technical development is constantly advancing.”

Director of Applied Science Alex Bina has done everything in his power to ensure that those words ring true and Clemson student-athletes are given every possible opportunity to both improve performance and physically recover, using any and all modern technologies available.

The two key focuses of CASL are maximizing performance and expediting recovery.

The ultimate goal is quantifying body performance. Once the body and its abilities are put into numerical terms, it becomes considerably easier to determine what needs to be improved and the best possible route to enhance it.

Each year, student-athletes experience the full CASL scan three times apiece. The CASL scan is a series of five evaluations that establish baseline data for players' physical and technical development. These scans include body composition in order to quantify lean and fat mass in the athlete, and providing nutritionists with as much information as possible to advise the player on what personalized eating and training plan would result in maximum success.

A vision scan is also performed to quantify reaction time and depth perception. Strobe glasses, one of the many modern technologies used by CASL, are then used to improve upon focus and ball skills.

Not only does CASL provide coaches and student-athletes with quantitative data with which they can analyze performance, it also is a key resource for student-athletes to use during the recovery process. Bina stressed that quick and healthy recovery is the priority of the staff at CASL.

The path to success in recovery is a two-step process. The first being communication and collaboration between the student-athlete and their strength

& conditioning coach, nutrition and sports medicine experts and their sports psychologist. The second step is using the established baseline scores of the athlete as targets for return-to-play protocols and as a foundation for injury-prevention training.

Clemson Applied Science Lab concerns itself heavily with the mental aspect of sports performance. Student-athletes get access to a sensory-deprivation float tank, which eliminates all external stimuli and gives the closest estimation of “true peace” possible. This also improves sleep quality, which is a large part of both mental and physical performance. Along with sensory deprivation tanks, CASL utilizes cryotherapy to further stimulate recovery.

Bina has always been interested in bioengineering, which is the degree he earned from Penn State. Bina, who is also pursuing his Ph.D. at Clemson, is implementing a simple plan, which is to “learn how the body works as a machine and put students in a position to manipulate that machine to improve recovery and performance.”

Tiger players have been responding very positively to the work that Bina and CASL have done for them, and as a program, Clemson has seen tremendous success in terms of both their players' short and long-term recoveries.

Bina wants to ensure that “everything possible is being done for them” in order to get them back to their peak performance as healthily and as quickly as possible. As far as long term and overarching goals and aspirations for CASL, Bina offered the following.

“When we talk about, ‘Best is the Standard,’ that means in all ways possible. This is just another piece of that puzzle.”



STRENGTH & CONDITIONING

As part of the Allen N. Reeves Football Complex that opened on Feb. 1, 2017, the Tiger program opened one of the top strength training facilities in the nation. The 23,000 square-foot football facility has all the latest in modern strength training that helps the Tigers prepare year-round.

The facility includes 20 inlay platforms, 30 pieces of cardio equipment, a full line of fatbells, kettlebells and dumbbells, eight different training zones and a nutrition bar.

The facility also has the latest high-tech sound system, many flatscreens and the best lighting available that puts wall graphics in full view, leading to the best possible work environment.

The facility is attached to the indoor football facility and faces the outdoor practice facility, making for the most convenient and efficient facility in the nation.

STRENGTH ALL-AMERICANS

| | |
|------|--|
| 1978 | Rich Tuten, MG |
| 1981 | Jeff Davis, LB Jeff Bryant, DT Lee Nanney, OT |
| 1983 | William Perry, MG |
| 1984 | Kenny Flowers, TB |
| 1985 | Jim Riggs, TE |
| 1986 | Ty Granger, OT |
| 1987 | Danny Pearman, TE |
| 1988 | Donnell Woolford, DB |
| 1989 | Vince Taylor, LB |
| 1990 | Levon Kirkland, OLB |
| 1991 | Mike Brown, C |
| 1992 | Brentson Buckner, DT |
| 1993 | Stacy Seegars, OG |
| 1994 | Nelson Welch, PK |
| 1995 | Brian Dawkins, SS |
| 1996 | Raymond White, MG |
| 1997 | Lamont Hall, TE |
| 1998 | Jason Gamble, C |
| 1999 | Damonte McKenzie, DL |
| 2000 | Terry Jolly, DT |
| 2001 | Woodrow Dantzler, QB T.J. Watkins, OG Kyle Young, C |
| 2002 | Nick Eason, DT |
| 2003 | John Leake, LB Gregory Walker, OT |
| 2004 | Leroy Hill, LB |
| 2005 | Steven Jackson, FB |
| 2006 | Dustin Fry, C Anthony Waters, LB Cullen Harper, QB Chris Clemons, S C.J. Spiller, RB |
| 2009 | Kevin Alexander, DE Thomas Austin, OG |
| 2010 | Marcus Gilchrist, CB |
| 2011 | Tyler Shatley, DT |
| 2012 | Dalton Freeman, C |
| 2013 | Brandon Thomas, OT Sammy Watkins, WR |
| 2014 | Stephone Anthony, LB Grady Jarrett, DT |
| 2015 | B.J. Goodson, LB Eric Mac Lain, OG |
| 2016 | Ben Boulware, LB Wayne Gallman, RB Jay Guillermo, C Deshaun Watson, QB |
| 2017 | Clelin Ferrell, DE Mitch Hyatt, OT Christian Wilkins, DT Austin Bryant, DE |
| 2018 | Gage Cervenka, OL Kendall Joseph, LB Dexter Lawrence, DT |
| 2019 | Tremayne Anchrum, OT Tanner Muse, S Sean Pollard, OL John Simpson, OL K'Von Wallace, S |

DEDICATION AWARD WINNERS

| | |
|------|--|
| 1985 | Kenny Flowers, TB John Phillips, OG |
| 1986 | Ty Granger, OT |
| 1987 | Mark Drag, MG |
| 1988 | Jeff Bak, C Mark Drag, MG |
| 1989 | Levon Kirkland, OLB |
| 1990 | Arthur Bussie, DT Curtis Whitley, C |
| 1991 | Ashley Sheppard, OLB |
| 1992 | Warren Forney, DT |
| 1993 | Ed Glenn, TE Stephon Wynn, TE |
| 1994 | Ed Glenn, TE |
| 1995 | Patrick Sapp, OLB |
| 1996 | Raymond White, MG |
| 1997 | Jason Gamble, C |
| 1998 | Jason Gamble, C |
| 1999 | Kyle Young, C |
| 2000 | Kyle Young, C Nick Eason, DT |
| 2001 | Chad Carson, LB Kyle Young, C |
| 2002 | Nick Eason, DT Jackie Robinson, WR |
| 2003 | Tony Elliott, WR J.J. Howard, DE |
| 2004 | Maurice Fountain, DE Steven Jackson, FB |
| 2005 | Chip Myrick, OG Anthony Waters, LB |
| 2006 | Chansi Stuckey, WR Anthony Waters, LB |
| 2007 | Tyler Grisham, WR Michael Hamlin, S |
| 2008 | Thomas Austin, OL Kavell Conner, LB |
| 2009 | Kavell Conner, LB Chad Diehl, FB |
| 2010 | Chad Diehl, FB Marcus Gilchrist, CB Chad Diehl, FB |
| 2011 | Chad Diehl, FB Coty Sensabaugh, CB |
| 2012 | Tajh Boyd, QB Spencer Shuey, LB |
| 2013 | Tyler Shatley, OG Spencer Shuey, LB |
| 2014 | Stephone Anthony, LB Sam Cooper, TE |
| 2015 | Ben Boulware, LB Charone Peake, WR |
| 2016 | Ben Boulware, LB Wayne Gallman, RB Jay Guillermo, C |
| 2017 | Dorian O'Daniel, LB Garrett Williams, TE |
| 2018 | Adam Choice, RB Clelin Ferrell, DE Luke Price, LB Garrett Williams, TE |
| 2019 | Gage Cervenka, OL Landon Holden, LB Amari Rodgers, WR James Skalski, LB |

RUNNING DOWN THE HILL

What has been described by Brent Musburger as “the most exciting 25 seconds in college football” from a color and pageantry standpoint actually started out as a matter-of-fact entrance, mainly because of necessity.

The first 20,000 seats in Memorial Stadium were built and ready for use before the 1942 season, less than a year after Pearl Harbor was bombed and the U.S. was drawn into World War II.

The shortest entry into Memorial Stadium was a short walk down Williamson Road from Fike Fieldhouse’s dressing rooms to a gate at the top of the Hill, located behind the east endzone. There were no dressing facilities inside the west endzone...there was only a giant clock, where the hands turned, and a scoreboard that was operated by hand.

Players would dress in Fike Fieldhouse, walk down Williamson Road, enter at the gate underneath where the scoreboard now stands and jog down the Hill for their warmup exercises. There was little fanfare, no cannon shot fired, no Tiger Paw flag and no “Tiger Rag” played...just the team making its entrance and lining up to do the side-straddle hop. That is the way things went for the next 25 years.

Either in 1964 or 1965, Sam Jones (class of 1919), made a trip to California. He stopped at a spot in Death Valley, Calif. and picked up a white flint rock. He presented the rock to Head Coach Frank Howard as being from Death Valley, California to Death Valley, South Carolina.

The rock laid on Howard’s office floor in Fike Fieldhouse for years. One day, he was cleaning up his office and told Gene Willimon (executive secretary of IPTAY) to “take this rock and throw it over the fence or out in the ditch...do something with it, but get it out of my office!”



Willimon did not think that was the way a rock should be treated. After all, it had been brought over 1,900 miles by a very sincere Tiger fan.

By the mid 1960s, Memorial Stadium was living up to its moniker (“Death Valley”) because of the number of Tiger wins that had been recorded there. Actually, the name was first used by Lonnie McMillan, head coach at Presbyterian College during the 1940s.

McMillan and the other Blue Hose coaches before him opened each season by playing at Clemson. Seldom scoring (24 shutouts in 39 games) and with only three wins and four ties, his teams were getting “killed” by the Tigers regularly.

In 1948, McMillan made the remark to the press that he was taking his team to play Clemson in “Death Valley.” An occasional reference to Memorial Stadium by that name could be heard for the next

four years, but when Howard started calling it “Death Valley” in the 1950s, the name took off like wildfire. Clemson celebrated its 78th year in the “Valley” in 2019 with a 7-0 home record, its third straight undefeated home campaign.

But getting back to Howard’s Rock.

It was mounted on a pedestal at the top of the Hill on the east side of the stadium. It was unveiled Sept. 24, 1966, when Clemson played Virginia. The Tigers trailed by 18 points with 17 minutes left and came back to win 40-35 on a 75-yard pass from Jimmy Addison to Jacky Jackson in the fourth quarter. That was quite a debut for Howard’s Rock.

The team members started rubbing Howard’s Rock prior to running down the Hill on Sept. 23, 1967, a day when Clemson defeated Wake Forest 23-6.

Prior to running down the Hill, Howard told his players, “If you’re going to give

110 percent, you can rub that Rock. If you’re not, keep your filthy hands off it!”

Howard told of the incident the following day on his television show, and the story became legend.

When Hootie Ingram succeeded Howard as head coach in 1970, he made the logical decision that the team would make its final entrance out of the new dressing room in the west endzone.

In all home games in 1970 and 1971 and the first four games of 1972 when the Tigers did not run down the Hill, their combined record was 6-9.

The seniors, led by Ben Anderson, decided to come down the Hill prior to the South Carolina game, the 1972 finale. The result, in a cold, freezing rain, was a 7-6 victory when Jimmy Williamson knocked down a two-point conversion attempt, which preserved the narrow win.

Clemson has made the entrance before every home game since 1942, except for the years mentioned and the first game of 1973 (409 times entering 2020).

After final warmups, the team gathers back in its dressing room under the west endzone stands for its final pregame instructions. Ten minutes prior to kickoff, the team boards three buses, rides around behind the north stands to the east endzone and disembarks to the top of the Hill behind Howard’s Rock.

At the appointed time, the cannon booms, and led by a giant Tiger Paw flag carried by cheerleaders and Rally Cats, the band forms two lines for the team to run between and strikes up “Tiger Rag.” The frenzy starts in all sincerity and usually lasts three hours.

It is a tradition that has inspired Clemson players for many years. USA Today agrees, as it rated it the best entrance in the nation in 2017.

YEAR-BY-YEAR ATTENDANCE

| Year | Overall Games | Overall Attendance | Avg. Overall Attendance | Home Games | Home Attendance | Avg. Home Attendance | National Ranking |
|------|---------------|--------------------|-------------------------|------------|-----------------|----------------------|------------------|
| 1960 | 10 | 247,780 | 24,778 | 5 | 141,080 | 28,286 | --- |
| 1961 | 10 | 310,000 | 31,000 | 5 | 132,000 | 26,400 | --- |
| 1962 | 10 | 291,640 | 29,164 | 5 | 158,000 | 31,600 | --- |
| 1963 | 10 | 318,587 | 31,859 | 4 | 103,496 | 25,874 | --- |
| 1964 | 10 | 260,725 | 26,073 | 4 | 112,000 | 28,000 | --- |
| 1965 | 10 | 333,736 | 33,374 | 4 | 113,000 | 28,250 | --- |
| 1966 | 10 | 355,286 | 35,529 | 4 | 146,237 | 36,559 | --- |
| 1967 | 10 | 389,618 | 38,962 | 5 | 206,275 | 41,255 | --- |
| 1968 | 10 | 386,432 | 38,643 | 4 | 147,434 | 36,859 | --- |
| 1969 | 10 | 339,936 | 33,994 | 4 | 136,252 | 34,063 | --- |
| 1970 | 11 | 367,347 | 33,395 | 6 | 205,376 | 34,229 | --- |
| 1971 | 11 | 398,222 | 36,200 | 5 | 154,741 | 30,948 | --- |
| 1972 | 11 | 398,732 | 36,248 | 5 | 192,456 | 38,491 | --- |
| 1973 | 11 | 411,477 | 37,407 | 6 | 188,500 | 31,417 | --- |
| 1974 | 11 | 440,384 | 40,034 | 6 | 251,424 | 41,904 | --- |
| 1975 | 11 | 487,436 | 44,312 | 5 | 195,873 | 39,174 | --- |
| 1976 | 11 | 459,845 | 41,804 | 5 | 221,486 | 44,297 | --- |
| 1977 | 12 | 580,067 | 48,339 | 5 | 235,152 | 47,030 | --- |
| 1978 | 12 | 599,793 | 49,983 | 6 | 321,763 | 53,627 | --- |
| 1979 | 12 | 641,109 | 53,426 | 6 | 353,576 | 58,929 | --- |
| 1980 | 11 | 567,436 | 51,828 | 6 | 369,770 | 61,628 | --- |
| 1981 | 12 | 683,871 | 56,989 | 6 | 371,152 | 61,859 | 20 |
| 1982 | 11 | 592,902 | 53,900 | 6 | 380,679 | 63,446 | 18 |
| 1983 | 11 | 701,937 | 63,812 | 7 | 521,898 | 74,557 | 10 |
| 1984 | 11 | 750,847 | 68,259 | 6 | 467,670 | 77,945 | 8 |
| 1985 | 12 | 749,282 | 62,440 | 6 | 460,413 | 76,736 | 6 |
| 1986 | 12 | 765,771 | 63,814 | 5 | 393,500 | 78,700 | 6 |
| 1987 | 12 | 825,836 | 68,820 | 8 | 602,526 | 75,316 | 10 |
| 1988 | 12 | 758,727 | 63,227 | 6 | 490,502 | 81,750 | 5 |
| 1989 | 12 | 759,468 | 63,289 | 6 | 473,566 | 78,927 | 7 |
| 1990 | 12 | 717,293 | 59,774 | 6 | 475,174 | 79,196 | 7 |
| 1991 | 12 | 839,423 | 69,952 | 7 | 534,597 | 76,371 | 10 |
| 1992 | 11 | 805,150 | 73,195 | 6 | 460,732 | 76,789 | 7 |
| 1993 | 12 | 749,349 | 62,446 | 7 | 467,914 | 66,845 | 15 |
| 1994 | 11 | 698,782 | 63,526 | 6 | 422,633 | 70,439 | 14 |
| 1995 | 12 | 701,512 | 58,459 | 6 | 427,782 | 71,297 | 15 |
| 1996 | 12 | 690,889 | 57,574 | 6 | 403,393 | 67,232 | 18 |
| 1997 | 12 | 718,786 | 59,899 | 6 | 409,918 | 68,320 | 19 |
| 1998 | 11 | 687,782 | 62,526 | 7 | 478,192 | 68,313 | 20 |
| 1999 | 12 | 750,332 | 62,528 | 5 | 391,510 | 78,302 | 13 |
| 2000 | 12 | 832,469 | 69,373 | 7 | 548,647 | 78,378 | 15 |
| 2001 | 12 | 736,364 | 61,364 | 6 | 480,911 | 80,152 | 15 |
| 2002 | 13 | 842,318 | 64,794 | 7 | 542,675 | 77,525 | 17 |
| 2003 | 13 | 885,840 | 68,142 | 7 | 532,551 | 76,079 | 19 |
| 2004 | 11 | 769,814 | 69,983 | 6 | 472,939 | 78,823 | 17 |
| 2005 | 12 | 779,519 | 64,960 | 6 | 469,391 | 78,232 | 18 |
| 2006 | 13 | 898,975 | 69,152 | 7 | 570,542 | 81,506 | 14 |
| 2007 | 13 | 909,108 | 69,931 | 7 | 569,342 | 81,335 | 16 |
| 2008 | 13 | 896,367 | 68,951 | 7 | 554,145 | 79,164 | 18 |
| 2009 | 14 | 925,267 | 66,091 | 7 | 530,553 | 75,793 | 17 |
| 2010 | 13 | 872,001 | 67,077 | 7 | 542,280 | 77,469 | 18 |
| 2011 | 14 | 997,796 | 71,271 | 7 | 545,713 | 77,959 | 17 |
| 2012 | 13 | 899,651 | 69,204 | 7 | 569,988 | 81,427 | 15 |
| 2013 | 13 | 932,224 | 71,710 | 7 | 574,333 | 82,048 | 15 |
| 2014 | 13 | 907,657 | 69,820 | 7 | 572,262 | 81,752 | 15 |
| 2015 | 15 | 1,082,512 | 72,167 | 7 | 588,266 | 84,038 | 14 |
| 2016 | 15 | 1,058,626 | 70,575 | 7 | 566,787 | 80,970 | 14 |
| 2017 | 14 | 1,016,347 | 72,596 | 7 | 565,412 | 80,773 | 14 |
| 2018 | 15 | 1,077,480 | 71,832 | 7 | 562,799 | 80,400 | 14 |
| 2019 | 15 | 1,071,328 | 71,422 | 7 | 566,074 | 80,868 | 14 |

MEMORIAL STADIUM



Memorial Stadium has been held in high esteem for many years. Whether it be players from the 1940s and 1950s, opposing players from the 1970s and 1980s, professional players in the 1990s or players from the 21st century, the ambiance of this special setting is what college football is all about.

The storied edifice added to its legend when the first meeting of father-and-son head coaches (Bowden Bowl I) took place before a record crowd of 86,092 fans in 1999. Clemson has finished in the top 20 in the country in average home attendance for 39 straight seasons. In 2019, Clemson was 14th in the nation and first in the ACC in average home attendance.

The legend was further enhanced in 2019, when the Tigers registered a 7-0 home record for a third straight year to extend their home winning streak to a school-record 22 games. Since the advent of the College Football Playoff prior to the 2014 season, Clemson is 41-1 at home, the highest home winning percentage in the country.

Those impressive marks were a few of many reasons why StadiumJourney.com rated Clemson as having the No. 10 stadium experience in the nation for all sports in 2017 and No. 1 for college football.

The facility's mystique is derived from its many traditions, which date to its opening in the 1942 season, the leg-

endary games and players and Clemson's corresponding rate of success. Entering 2020, the Tigers have totaled 316 wins in 78 years and have won over 75 percent of the contests (316-102-7). Visiting defending national champions are 0-3 all-time at Memorial Stadium as well.

The stadium has definitely been good to the Tigers, but it was constructed against the advice of at least one coach. Before Jess Neely left for Rice after the 1939 season, he gave Clemson a message.

TOP MEMORIAL STADIUM CROWDS

| Rk | Attendance | Date | Opponent | W-L | Score |
|-----|------------|----------|----------------|-----|-------|
| 1. | 86,092 | 10-23-99 | Florida State | L | 14-17 |
| 2. | 85,872 | 11-19-94 | South Carolina | L | 7-33 |
| 3. | 85,573 | 11-7-15 | Florida State | W | 23-13 |
| 4. | 85,187 | 11-18-00 | South Carolina | W | 16-14 |
| 5. | 85,036 | 11-3-01 | Florida State | L | 27-41 |
| 6. | 85,024 | 11-29-14 | South Carolina | W | 35-17 |
| 7. | 84,892 | 10-3-15 | Notre Dame | W | 24-22 |
| 8. | 84,869 | 10-20-01 | North Carolina | L | 3-38 |
| 9. | 84,867 | 11-19-88 | South Carolina | W | 29-10 |
| 10. | 84,576 | 9-17-88 | Florida State | L | 21-24 |

"Don't ever let them talk you into building a big stadium," he said. "Put about 10,000 seats behind the YMCA. That's all you'll ever need."

Instead of following Neely's advice, Clemson officials decided to build the new stadium in a valley on the western part of campus. The place took some clearing, as there were many trees, but luckily there were no hedges.

The crews went to work, clearing, cutting, pouring and forming. On Sept. 19, 1942, Memorial Stadium opened with Clemson defeating Presbyterian College 32-13. Those 20,000 seats installed for the opener would soon grow.

When the original part of the stadium was built in the early 1940s, much of the work was done by scholarship athletes, including football players. The first staking out of the stadium was done by two members of the football team, A.N. Cameron and Hugh Webb. Webb returned to Clemson years later to be an architecture professor and Cameron became a civil engineer in Louisiana.

The construction of Memorial Stadium did not proceed without problems. One afternoon during the clearing of the land, a young player proudly announced that he was not allergic to poison oak. He then proceeded to attack the poison oak with a swing blade, throwing the plants to and fro. The next day, the boy was swollen twice his size and was hospitalized.



MEMORIAL STADIUM

HIGHEST HOME WIN % SINCE 2014

| Rk | School | W-L | Win % |
|----|------------|------|-------|
| 1. | Clemson | 41-1 | .976 |
| 2. | Alabama | 40-2 | .952 |
| 3. | Ohio State | 39-3 | .929 |
| 4. | Wisconsin | 36-5 | .878 |
| 5. | UAB | 21-3 | .875 |

There are many other stories about the stadium, including one that Frank Howard put a chew of tobacco in each corner as the concrete was poured.

Howard said that the seeding of the grass caused a few problems.

“About 40 people and I laid sod on the field,” he said. “After three weeks on July 15, we had only gotten about half-way through.

“I told them that it had taken us three weeks to get that far and I would give them three more weeks’ pay for however long it took to finish. I also told them we would have 50 gallons of ice cream when we got through.

“After that, it took them three days to do the rest of the field. Then we sat down in the middle of the field and ate up that whole 50 gallons.”

Howard said on the day of the first game in the stadium, “The gates were hung at 1 p.m., and we played at 2 p.m.” But that would be all of the construction for awhile.

Then in 1958, 18,000 sideline seats were added, and in 1960, 5,658 west endzone seats were added in response to increasing attendance. With the large east endzone (“Green Grass” section), this expansion increased capacity to 53,000.

Later, upper decks were added to each side of the stadium as crowds



swelled, the first in 1978 and the second in 1983. It increased capacity to over 80,000, which makes it one of the largest on-campus stadiums in the country. In 2005, the WestZone was added, an area that contains locker rooms, offices, a student-athlete enrichment center and luxury club level that holds over 1,000 seats.

The effect that inflation has had can be dramatically seen in the differences in stadium construction. The original part of Memorial Stadium was built at a cost of only \$125,000, or \$6.25 per seat. Memorial Stadium’s newest upper

deck was finished in 1983 at a cost of \$13.5 million, or \$866 per seat.

The stadium will see further enhancements for the 2021 season. In October 2019, the Clemson University Board of Trustees approved stadium plans to improve campus connectivity, enhance fan experience and add new premium seating opportunities. The proposal included a new videoboard measuring approximately 126 feet wide by 57 feet tall (7,166 sq. ft.), or nearly five times the current videoboard’s surface area, as well as a new sound system and LED stadium lighting.

Through the years, Memorial Stadium has become known as “Death Valley” across the country. It was tagged by Presbyterian College Head Coach Lonnie McMillan during the late 1940s. After bringing his teams to Clemson for many years and getting whipped, he said the place was like “Death Valley.” A few years later, the name stuck.

In 1974, the playing surface was named Frank Howard Field for the legendary coach because of his long service and dedication to Clemson University.

Luckily, it wasn’t built behind the YMCA.





IPTAY, founded in 1934, was one of the first scholarship fundraising organization in college athletics. Its roots trace back to Oct. 16, 1931 following a surprising 6-0 football loss to The Citadel. After the game, Captains Frank Jervey and Pete Heffner along with Head Coach Jess Neely and Assistant Coach Joe Davis met in a car outside the stadium in Florence, S.C. to discuss various ways Clemson could establish its football program to a competitive status.

Shortly after the meeting, Dr. Rupert Fike offered his help after corresponding with Jervey. Neely believed he could run a successful football team if he was provided a \$10,000-a-year increase in scholarships. Initially, Jervey called for members to pay \$30 a year, but Fike recommended a smaller amount, which he believed would lead to more members. Fike charged 100 people to step forward and pay \$10 a year, which is where the name IPTAY (I Pay Ten A Year) originated.

In 1934, the first year of IPTAY, over \$1,600 was raised. Some donors negotiated payments in the form of bartering because of the Great Depression. Milk, sweet potatoes, turnip greens and other

goods were accepted in an attempt to build a solid membership base.

However, the hard work of Fike and his colleagues began to pay off in the 1939 season, as the Tigers went to their first bowl game, the 1940 Cotton Bowl, where they beat Boston College 6-3 and finished in the top 25 of the AP poll. Coincidentally, IPTAY reached Neely's \$10,000 goal for the first time in 1939.

In more recent years, IPTAY's growth of support for Clemson student-athletes has continued to grow. In addition to athletic scholarships, IPTAY also provides funding for new and upgraded facilities, strength & conditioning, nutrition services, life skills and more. IPTAY is also a strong supporter of Tiger Band through support of new uniforms and travel expenses.

IPTAY is considered by many to be the father of athletic fundraising. It was the first organization in the nation to build and fund an academic support facility built solely for educational support of student-athletes. Vickery Hall opened in 1991 and established itself as a nationally-recognized program for student-athlete support. The program moved to the Nieri Family Student-Athlete Enrichment Center at Memorial Stadium in 2017.

The IPTAY Collegiate Club, started in 1997, continues to be the model student fundraising organization in the country. For the IPTAY 2020 year, the Collegiate Club had 8,194 members. Additional IPTAY youth programs include Tiger Cub Club and IPTAY CATS (Clemson Active Teen Support). The IPTAY representative

program continues to be a leadership group that grows the IPTAY organization through its role as volunteer annual fundraisers.

IPTAY introduced the endowment of positions program under former Executive Director George Bennett. IPTAY implemented the program in 1994 during the 85th-birthday celebration for former Clemson Head Coach Frank Howard. The first endowment honored Howard, who coached the Tigers for 39 seasons and established much of Clemson football's storied traditions.

The Riggs giving level, established in 2015, is IPTAY's highest annual donation level. Under the department of external affairs, IPTAY, led by CEO Davis Babb, expanded its organizational service to move toward a broader scope of full service. This includes capital gifts, improved marketing plans, estate planning and increasing our membership through our IPTAY representative program.

For more information on how to support IPTAY and Clemson University student-athletes, call the IPTAY office at 1-800-CLEMSON or log on to our website, ClemsonTigers.com/IPTAY.

CLEMSON'S NEW IPTAY CENTER OPENED LAST WINTER.



SIGNEES BY STATE

| 1970s | | | | | | | | | |
|----------------|-----------|-----------|-----------|-----------|-----------|-----------|-----------|-----------|------------|
| State | 72 | 73 | 74 | 75 | 76 | 77 | 78 | 79 | Tot |
| Alabama | 1 | 1 | | | 1 | 2 | 1 | | 6 |
| Arizona | | | | | | | 1 | | 1 |
| Arkansas | | | | | 1 | | | | 1 |
| Connecticut | | | | | | | | | 1 |
| Florida | 5 | 4 | | 2 | 2 | | 4 | 1 | 18 |
| Georgia | 1 | 2 | 3 | 7 | 2 | 1 | 6 | 7 | 29 |
| Illinois | | | | | | | 1 | | 1 |
| Maryland | 1 | 2 | 1 | | 1 | | | | 5 |
| Michigan | | | | 1 | | | | | 1 |
| New Jersey | 1 | 5 | 1 | | 3 | 2 | 2 | 2 | 16 |
| New Mexico | | | | | | | | 1 | 1 |
| North Carolina | 5 | 3 | 9 | 15 | 5 | 3 | 5 | 8 | 53 |
| Ohio | | | | | 2 | 1 | 2 | 1 | 6 |
| Pennsylvania | 2 | 9 | 2 | | | | | 2 | 18 |
| South Carolina | 15 | 9 | 5 | 6 | 3 | 8 | 14 | 7 | 67 |
| Tennessee | 3 | | | | 2 | 5 | 2 | | 12 |
| Virginia | | | | | 4 | 1 | 1 | 1 | 7 |
| Totals | 34 | 35 | 21 | 31 | 27 | 24 | 41 | 30 | 243 |
| States | 9 | 8 | 6 | 5 | 12 | 9 | 12 | 8 | 17 |

| 1980s | | | | | | | | | | | | |
|----------------|-----------|-----------|-----------|-----------|-----------|-----------|-----------|-----------|-----------|-----------|------------|---|
| State | 80 | 81 | 82 | 83 | 84 | 85 | 86 | 87 | 88 | 89 | Tot | |
| Alabama | | 2 | | | | | | | | | 2 | 4 |
| Connecticut | | | | 1 | | | 1 | | | | 2 | |
| Delaware | 1 | | | | | | | | | | 1 | |
| Florida | 3 | 1 | 3 | 1 | 1 | 2 | 4 | 2 | 2 | 2 | 21 | |
| Georgia | 8 | 5 | 6 | 5 | 2 | 11 | 6 | 6 | 3 | 3 | 55 | |
| Hawaii | | | | | | 1 | | | | | 1 | |
| Kentucky | | 1 | | | | | | | | | 1 | |
| Louisiana | | | | | | | | | 1 | 2 | 3 | |
| Maryland | 1 | 1 | | | | | | 1 | | | 3 | |
| Massachusetts | | | | | | | | | | | 1 | 1 |
| Mississippi | | | | | | | | | 1 | 1 | 1 | 3 |
| New Jersey | 1 | | | 1 | 1 | 1 | 3 | 1 | 2 | 9 | | |
| New York | | | | | | | | 1 | | | 1 | |
| North Carolina | 11 | 4 | 6 | 1 | 4 | 10 | 1 | 3 | 4 | 1 | 45 | |
| Ohio | 2 | 2 | | | | | | | | | 1 | 5 |
| Oklahoma | | | | | | | | | | | 2 | 2 |
| Pennsylvania | 1 | | 1 | 1 | 2 | | | 1 | 1 | 2 | 9 | |
| South Carolina | 2 | 6 | 6 | 8 | 7 | 4 | 5 | 6 | 8 | 7 | 59 | |
| Tennessee | | 1 | | | | | | | 1 | 1 | 3 | |
| Texas | | | | | | | | | | | 1 | 1 |
| Virginia | 2 | 1 | 1 | | | | 1 | 1 | 1 | 7 | | |
| Totals | 31 | 24 | 23 | 16 | 17 | 30 | 21 | 24 | 23 | 28 | 237 | |
| States | 9 | 10 | 6 | 5 | 7 | 6 | 9 | 9 | 10 | 14 | 21 | |

| 1990s | | | | | | | | | | | | |
|---------------|----|----|----|----|----|----|----|----|----|----|-----|--|
| State | 90 | 91 | 92 | 93 | 94 | 95 | 96 | 97 | 98 | 99 | Tot | |
| Arizona | | 1 | | | | | | | | | 1 | |
| Arkansas | | | | | | | | | 1 | | 1 | |
| California | | 1 | | | | | | | | | 1 | |
| Connecticut | | | | | | | 2 | | | | 2 | |
| Delaware | | | | 1 | | | | | | | 1 | |
| Florida | 2 | 4 | 4 | 3 | 6 | 3 | 4 | | 4 | 3 | 30 | |
| Georgia | 2 | 4 | 5 | 3 | 5 | 5 | 8 | 9 | 4 | 4 | 45 | |
| Kansas | | | 1 | | | | 1 | | | | 2 | |
| Louisiana | | 1 | 1 | 1 | | | | 2 | | 1 | 6 | |
| Maryland | 1 | 1 | | | | | | | | | 2 | |
| Massachusetts | 1 | | | | | | | | | | 1 | |
| Michigan | | | | 1 | | | | | | | 1 | |
| Mississippi | | 1 | 3 | 2 | 3 | | | | | | 9 | |

| | | | | | | | | | | | | |
|------------------|-----------|-----------|-----------|-----------|-----------|-----------|-----------|-----------|-----------|-----------|------------|--|
| New Hampshire | | | | | 1 | | | | | | 1 | |
| New Jersey | | 2 | | | 2 | 2 | | 1 | 2 | | 9 | |
| New York | | | 1 | | 1 | 1 | | | | | 3 | |
| North Carolina | 2 | 5 | 5 | | 3 | 1 | 1 | | 4 | 1 | 22 | |
| Ohio | | | 1 | 1 | | | | | | | 2 | |
| Pennsylvania | | 2 | | | | 1 | 1 | | | | 4 | |
| South Carolina | 8 | 7 | 6 | 5 | 7 | 7 | 8 | 11 | 9 | 10 | 78 | |
| Tennessee | | 1 | | | 1 | 1 | 1 | 1 | | 1 | 6 | |
| Texas | | 2 | 1 | | | | | | | | 3 | |
| Virginia | | 1 | 1 | 1 | | | | | 1 | 1 | 5 | |
| Washington, D.C. | | | | | | | | | | 1 | 1 | |
| Totals | 18 | 23 | 25 | 22 | 24 | 27 | 21 | 28 | 27 | 21 | 236 | |
| States | 7 | 11 | 10 | 9 | 10 | 9 | 7 | 7 | 7 | 6 | 24 | |

| 2000s | | | | | | | | | | | | |
|----------------|-----------|-----------|-----------|-----------|-----------|-----------|-----------|-----------|-----------|-----------|------------|--|
| State | 00 | 01 | 02 | 03 | 04 | 05 | 06 | 07 | 08 | 09 | Tot | |
| Alabama | | | | | | 4 | 2 | 1 | 4 | 1 | 13 | |
| Florida | 3 | 6 | 4 | 1 | 6 | 4 | 5 | 1 | 9 | 1 | 40 | |
| Georgia | 3 | 4 | 7 | 5 | 2 | 4 | 2 | 1 | 3 | 1 | 32 | |
| Illinois | | | | | | | | 1 | | | 1 | |
| Kentucky | | | 1 | | | | | | | | 1 | |
| Louisiana | 1 | | | 1 | | | | | | | 2 | |
| Minnesota | | | | | | | | | | 1 | 1 | |
| New Jersey | | | | 1 | | | | | | | 1 | |
| New Mexico | | | | | | | | 1 | | | 1 | |
| New York | | | | | 1 | | | | | | 1 | |
| North Carolina | 2 | | 2 | | | 1 | 2 | 4 | 2 | 2 | 15 | |
| Ohio | | | 1 | 1 | | | | | | | 2 | |
| South Carolina | 6 | 11 | 9 | 5 | 7 | 8 | 6 | 10 | 10 | 6 | 78 | |
| Tennessee | 1 | | | | | 1 | 1 | 1 | | | 4 | |
| Texas | 1 | | | 1 | | | | | | | 2 | |
| Virginia | 1 | | | 1 | 1 | 1 | | 1 | | 1 | 6 | |
| Totals | 15 | 24 | 22 | 17 | 22 | 21 | 18 | 23 | 25 | 13 | 200 | |
| States | 6 | 5 | 5 | 8 | 7 | 7 | 7 | 8 | 5 | 7 | 16 | |

| 2010s | | | | | | | | | | | | |
|----------------|-----------|-----------|-----------|-----------|-----------|-----------|-----------|-----------|-----------|-----------|------------|---|
| State | 10 | 11 | 12 | 13 | 14 | 15 | 16 | 17 | 18 | 19 | Tot | |
| Alabama | 3 | 1 | | 1 | | | | 1 | 2 | 1 | 9 | |
| Arkansas | | | 1 | | | | | | | | 1 | |
| California | | | | | | | | | | | 1 | 1 |
| Colorado | | | | | | | 1 | | | | 1 | |
| Connecticut | | | | | | | | | | | 1 | 1 |
| Delaware | 2 | | | | | | | | | | 2 | |
| Florida | | 4 | 1 | 4 | 2 | 5 | 2 | 1 | | 7 | 26 | |
| Georgia | 7 | 3 | | 4 | 6 | 4 | 5 | 4 | 5 | 8 | 46 | |
| Hawaii | | | | 1 | | | | | | | 1 | |
| Indiana | | | | | | | | 1 | | | 1 | |
| Kansas | | | | | | 2 | | | | | 2 | |
| Louisiana | | | | | | | | 1 | 1 | 2 | | |
| Maryland | | | | 1 | 1 | | 1 | | | 1 | 3 | |
| Massachusetts | | | | | | 1 | | | | | 1 | |
| Michigan | | | | | | | | | 1 | 1 | | |
| Missouri | | | | | | | | | 1 | 1 | 2 | |
| New York | | | 2 | 1 | | | | 1 | | | 4 | |
| North Carolina | 1 | 5 | 4 | 2 | 4 | 4 | 4 | 1 | 1 | 1 | 27 | |
| Ohio | | 1 | | | | | | 1 | 1 | | 3 | |
| Pennsylvania | | | | | | | | | | | 1 | 1 |
| South Carolina | 6 | 13 | 11 | 9 | 9 | 11 | 5 | 2 | 8 | 3 | 77 | |
| Tennessee | 1 | | 1 | | | | | 2 | 1 | 1 | 6 | |
| Texas | | | | | | | 1 | | | | 1 | |
| Virginia | | | | | | 2 | 1 | 1 | | 1 | 5 | |
| Totals | 20 | 27 | 20 | 23 | 22 | 27 | 23 | 15 | 19 | 29 | 225 | |
| States | 6 | 6 | 6 | 8 | 5 | 6 | 10 | 10 | 7 | 14 | 24 | |

MOST RECENT SIGNEES BY STATE

| State | Most Recent Signee(s) | Year |
|------------------|----------------------------------|------|
| Alabama | Trent Howard, E.J. Williams | 2020 |
| Arizona | Dustin Rash | 1991 |
| Arkansas | Zac Brooks | 2012 |
| California | D.J. Uriagalelei | 2020 |
| Colorado | Brian Dawkins Jr. | 2016 |
| Connecticut | Tré Williams | 2020 |
| Delaware | Gifford Timothy, Josh Watson | 2010 |
| Florida | 3 players | 2021 |
| Georgia | 6 players | 2020 |
| Hawaii | Scott Pagano | 2013 |
| Illinois | Jamie Cumbie | 2006 |
| Indiana | Hunter Johnson | 2017 |
| Kansas | Xavier Kelly, Isaiah Simmons | 2016 |
| Kentucky | Walker Parks | 2020 |
| Louisiana | Bryton Constantin | 2019 |
| Maryland | Bryan Bresee | 2020 |
| Massachusetts | Christian Wilkins | 2015 |
| Michigan | Ruke Orhororo | 2019 |
| Minnesota | Bryce McNeal | 2009 |
| Mississippi | 3 players | 1995 |
| Missouri | Etinosa Reuben | 2019 |
| New Hampshire | Mark Landry | 1994 |
| New Jersey | Brandon Nolen | 2003 |
| New Mexico | Brian Linthicum | 2007 |
| New York | Noah DeHond | 2017 |
| North Carolina | Mitchell Mayes, Trenton Simpson | 2020 |
| Ohio | Jackson Carman | 2018 |
| Oklahoma | Greg Burk, James Trapp | 1989 |
| Pennsylvania | Keith Maguire | 2019 |
| South Carolina | DeMonte Capehart, Tyler Venables | 2020 |
| Tennessee | Bryn Tucker | 2020 |
| Texas | R.J. Mickens | 2020 |
| Virginia | Malcolm Greene | 2020 |
| Washington, D.C. | Robert Jackson | 1991 |
| West Virginia | Don Wiggins | 1967 |

Note: The last Tiger signee from outside the United States was Ajou Ajou (Alberta) in 2020.

| 2020s | | | | | | | | | | | | |
|----------------|------------|----|----|----|----|----|----|----|----|----|-----------|--|
| State | 20 | 21 | 22 | 23 | 24 | 25 | 26 | 27 | 28 | 29 | Tot | |
| Alabama | 2 | | | | | | | | | | 2 | |
| California | 1 | | | | | | | | | | 1 | |
| Connecticut | 1 | | | | | | | | | | 1 | |
| Florida | 3 | | | | | | | | | | 3 | |
| Georgia | 6 | | | | | | | | | | 6 | |
| Kentucky | 1 | | | | | | | | | | 1 | |
| Maryland | 1 | | | | | | | | | | 1 | |
| North Carolina | 2 | | | | | | | | | | 2 | |
| South Carolina | 2 | | | | | | | | | | 2 | |
| Tennessee | 1 | | | | | | | | | | 1 | |
| Texas | 1 | | | | | | | | | | 1 | |
| Virginia | 1 | | | | | | | | | | 1 | |
| Totals | *23 | | | | | | | | | | 23 | |
| States | 12 | | | | | | | | | | 12 | |

* - includes one player from Alberta; Note: **Bold** denotes most from a state in that season; since 1972 (when freshman eligibility began).

CLEMSON RECRUITING RANKINGS

| Year | ESPN | Rivals | Scout247/Sports |
|------|------|--------|-----------------|
| 2003 | N/A | 67 | 43 |
| 2004 | N/A | 53 | 40 |
| 2005 | N/A | 17 | 21 |
| 2006 | 13 | 15 | 22 |
| 2007 | 18 | 16 | 23 |
| 2008 | 2 | 12 | 11 |
| 2009 | 19 | *11 | *8 |
| 2010 | 19 | 23 | 19 |
| 2011 | 8 | 8 | 11 |
| 2012 | 10 | 13 | 17 |
| 2013 | 13 | 14 | 12 |
| 2014 | 12 | 13 | 28 |
| 2015 | 9 | 4 | 15 |
| 2016 | 8 | 5 | 14 |
| 2017 | 10 | 22 | 26 |
| 2018 | 5 | 8 | 5 |
| 2019 | 10 | 9 | 10 |
| 2020 | 1 | 2 | 3 |

* - average star rating; Note: ESPN rankings not available prior to 2006



NUMERICAL ROSTER

| # | Player | Pos. | Hgt. | Wgt. | Cl. | Exp. | Hometown | High School or Junior College | Pronunciation |
|----|--------------------|------|------|------|-------|------|-----------------------|---------------------------------|---|
| 1 | Demarcus Bowman | RB | 5-10 | 190 | Fr. | HS | Lakeland, Fla. | Lakeland HS | |
| 1 | Derion Kendrick | CB | 6-0 | 190 | Jr. | 2VL | Rock Hill, S.C. | South Pointe HS | Derion (DAYR-ee-ahn) |
| 2 | Fred Davis II | CB | 6-1 | 185 | Fr. | HS | Jacksonville, Fla. | Trinity Christian Academy | |
| 2 | Frank Ladson Jr. | WR | 6-3 | 195 | So. | 1VL | Miami, Fla. | South Dade Senior HS | |
| 3 | Amari Rodgers | WR | 5-10 | 210 | Sr. | 3VL | Knoxville, Tenn. | Knoxville Catholic HS | |
| 3 | Xavier Thomas | DE | 6-2 | 265 | Jr. | 2VL | Florence, S.C. | IMG (Fla.) Academy | Xavier (ehx-ZAYV-yuhr) |
| 5 | K.J. Henry | DE | 6-4 | 250 | *So. | 2VL | Winston-Salem, N.C. | West Forsyth HS | |
| 5 | D.J. Uiagalelei | QB | 6-5 | 245 | Fr. | HS | Inland Empire, Calif. | St. John Bosco HS | Uiagalelei (oo-ee-AHN-gah-leh-lay) |
| 6 | Mike Jones Jr. | LB | 6-0 | 215 | *So. | 1VL | Nashville, Tenn. | IMG (Fla.) Academy | |
| 6 | E.J. Williams | WR | 6-4 | 190 | Fr. | HS | Phenix City, Ala. | Central HS | |
| 7 | Justin Mascoll | DE | 6-3 | 260 | *So. | 1VL | Snellville, Ga. | South Gwinnett HS | Mascoll (MA-skohl) |
| 7 | Taisun Phommachanh | QB | 6-3 | 220 | *Fr. | RS | Bridgeport, Conn. | Avon Old Farms School | Taisun Phommachanh (TY-suhn POO-muh-chaahn) |
| 8 | Justyn Ross | WR | 6-4 | 205 | Jr. | 2VL | Phenix City, Ala. | Central HS | |
| 8 | Tré Williams | DL | 6-3 | 300 | Fr. | HS | Windsor, Conn. | St. John's College (D.C.) HS | |
| 9 | Travis Etienne | RB | 5-10 | 210 | Sr. | 3VL | Jennings, La. | Jennings HS | Etienne (EE-tee-ehn) |
| 9 | R.J. Mickens | S | 6-0 | 190 | Fr. | HS | Southlake, Texas | Carroll HS | |
| 10 | Joseph Ngata | WR | 6-3 | 215 | So. | 1VL | Folsom, Calif. | Folsom HS | Ngata (ehn-GAHT-uh) |
| 10 | Baylon Spector | LB | 6-2 | 230 | *^Gr. | 2VL | Calhoun, Ga. | Calhoun HS | Baylon (BAY-lehn) |
| 11 | Ajou Ajou | WR | 6-4 | 220 | Fr. | HS | Brooks, Alberta | Clearwater (Fla.) Academy | Ajou (uh-JOH) |
| 11 | Bryan Bresee | DL | 6-5 | 290 | Fr. | HS | Damascus, Md. | Damascus HS | Bresee (bruh-ZEE) |
| 12 | Tyler Venables | S | 5-10 | 200 | Fr. | HS | Clemson, S.C. | Daniel HS | |
| 13 | Tyler Davis | DT | 6-2 | 295 | So. | 1VL | Apopka, Fla. | Wekiva HS | |
| 13 | Brannon Spector | WR | 6-1 | 195 | *Fr. | RS | Calhoun, Ga. | Calhoun HS | |
| 14 | Kobe Pace | RB | 5-11 | 215 | Fr. | HS | Cedartown, Ga. | Cedartown HS | |
| 14 | Kevin Swint | LB | 6-3 | 245 | Fr. | HS | Carrollton, Ga. | Carrollton HS | |
| 15 | Patrick McClure | QB | 6-1 | 200 | Sr. | SQ | Irmo, S.C. | Ben Lippen School | |
| 15 | Jake Venables | LB | 6-2 | 235 | *So. | 1VL | Clemson, S.C. | Daniel HS | |
| 16 | Trevor Lawrence | QB | 6-6 | 220 | Jr. | 2VL | Cartersville, Ga. | Cartersville HS | |
| 16 | Ray Thornton III | S | 6-1 | 210 | *Fr. | RS | Columbus, Ga. | Central (Ala.) HS | |
| 17 | Kane Patterson | LB | 6-1 | 225 | So. | 1VL | Brentwood, Tenn. | Christ Presbyterian Academy | |
| 17 | Cornell Powell | WR | 6-0 | 210 | *Sr. | 3VL | Greenville, N.C. | J.H. Rose HS | |
| 18 | Joseph Charleston | S | 6-0 | 190 | So. | 1VL | Milton, Ga. | Milton HS | |
| 18 | Hunter Helms | QB | 6-2 | 210 | Fr. | HS | West Columbia, S.C. | Gray Collegiate Academy | |
| 19 | DeMonte Capehart | DL | 6-5 | 290 | Fr. | HS | Hartsville, S.C. | Hartsville HS | |
| 19 | Michel Dukes | RB | 5-10 | 195 | So. | 1VL | Charleston, S.C. | First Baptist School | Michel (pronounced like "Michael") |
| 20 | LeAnthony Williams | CB | 5-11 | 185 | *Jr. | 2VL | Atlanta, Ga. | Westlake HS | |
| 21 | Malcolm Greene | CB | 5-11 | 195 | Fr. | HS | Richmond, Va. | Highland Springs HS | |
| 21 | Darien Rencher | RB | 5-8 | 195 | *Sr. | 2VL | Anderson, S.C. | T.L. Hanna HS | |
| 22 | Trenton Simpson | LB | 6-3 | 225 | Fr. | HS | Charlotte, N.C. | Mallard Creek HS | |
| 22 | Will Swinney | WR | 5-8 | 185 | Sr. | 3VL | Clemson, S.C. | Daniel HS | |
| 23 | Andrew Booth Jr. | CB | 6-0 | 190 | So. | 1VL | Dacula, Ga. | Archer HS | Dacula (duh-COO-luh) |
| 23 | Lyn-J Dixon | RB | 5-10 | 190 | Jr. | 2VL | Butler, Ga. | Taylor County HS | |
| 24 | Nolan Turner | S | 6-1 | 205 | *Sr. | 3VL | Vestavia Hills, Ala. | Vestavia Hills HS | |
| 25 | J.C. Chalk | TE | 6-3 | 255 | *Sr. | 3VL | Argyle, Texas | Argyle HS | |
| 25 | Jalyn Phillips | DB | 6-1 | 210 | So. | 1VL | Lawrenceville, Ga. | Archer HS | |
| 26 | Sheridan Jones | CB | 6-0 | 180 | So. | 1VL | Norfolk, Va. | Maury HS | |
| 26 | Jack McCall | CB | 5-11 | 190 | *Jr. | SQ | Mount Pleasant, S.C. | Wando HS | |
| 27 | Carson Donnelly | S | 5-10 | 185 | *So. | 1VL | Birmingham, Ala. | Briarwood Christian School | |
| 27 | Chez Mellusi | RB | 5-11 | 200 | So. | 1VL | Naples, Fla. | Naples HS | |
| 29 | Michael Becker | S | 5-11 | 195 | *So. | SQ | Clemson, S.C. | Daniel HS | |
| 29 | B.T. Potter | PK | 5-10 | 180 | Jr. | 2VL | Rock Hill, S.C. | South Pointe HS | |
| 30 | Keith Maguire | LB | 6-2 | 220 | *Fr. | RS | Media, Pa. | Malvern Preparatory School | |
| 31 | Mario Goodrich | CB | 6-0 | 190 | Jr. | 2VL | Kansas City, Mo. | Lee's Summit West HS | |
| 32 | Sylvester Mayers | RB | 5-6 | 150 | *Jr. | SQ | Richmond, Va. | Benedictine College Preparatory | |
| 32 | Etinosa Reuben | DT | 6-3 | 285 | *Fr. | RS | Kansas City, Mo. | Park Hill South HS | Etinosa (eh-tee-OH-sah) |
| 33 | Ty Lucas | RB | 5-7 | 205 | *So. | 1VL | Columbus, Ga. | Chattahoochee County HS | |
| 33 | Ruke Orhorhoro | DT | 6-4 | 285 | So. | 1VL | Lagos, Nigeria | River Rouge (Mich.) HS | Orhorhoro (oh-ROH-roh-roh) |
| 34 | Ben Batson | S | 6-1 | 210 | *So. | 1VL | Central, S.C. | Dorman HS | |
| 35 | Justin Foster | DE | 6-2 | 265 | Sr. | 3VL | Shelby, N.C. | Crest HS | |
| 36 | Lannden Zanders | S | 6-1 | 195 | So. | 1VL | Shelby, N.C. | Crest HS | |
| 37 | Jake Herbstreit | CB | 5-11 | 170 | *Fr. | RS | Nashville, Tenn. | Montgomery Bell Academy | |
| 38 | Elijah Turner | S | 5-11 | 190 | *Gr. | 1VL | Pickens, S.C. | Seneca HS | |
| 39 | Bubba McAtee | DB | 6-2 | 175 | Fr. | HS | Central, S.C. | Daniel HS | McAtee (MACK-uh-tee) |
| 39 | Aidan Swanson | P/PK | 6-3 | 180 | *Fr. | RS | Tampa, Fla. | IMG Academy | |
| 40 | Greg Williams | DE | 6-4 | 260 | *Fr. | RS | Swansea, S.C. | Swansea HS | Swansea (SWAHN-see) |
| 41 | Jonathan Weitz | PK | 5-11 | 180 | *Fr. | RS | Charleston, S.C. | Porter-Gaud School | Weitz (pronounced like "whites") |
| 42 | LaVonta Bentley | LB | 6-0 | 235 | *Fr. | RS | Birmingham, Ala. | P.D. Jackson-Olin HS | LaVonta (luh-VAHN-tay) |
| 43 | Will Blackston | TE | 6-1 | 235 | Fr. | HS | Honea Path, S.C. | Belton-Honea Path HS | Honea (HUH-nee-uh) |
| 44 | Nyles Pinckney | DT | 6-1 | 295 | *Gr. | 3VL | Beaufort, S.C. | Whale Branch Early College HS | |
| 45 | Sergio Allen | LB | 6-1 | 215 | Fr. | HS | Fort Valley, Ga. | Peach County HS | |

NUMERICAL ROSTER

| # | Player | Pos. | Hgt. | Wgt. | Cl. | Exp. | Hometown | High School or Junior College | Pronunciation |
|----|-------------------|-------|------|------|-------|------|-----------------------|--------------------------------|--------------------------------|
| 45 | Josh Jackson | WR | 6-1 | 190 | *Sr. | 1VL | Greenville, S.C. | Christ Church Episcopal School | |
| 46 | Jack Maddox | LS | 6-3 | 225 | *Jr. | 1VL | Acton, Mass. | Acton-Boxborough Regional HS | |
| 46 | Matt McMahan | LB | 6-0 | 205 | *Fr. | RS | Denver, N.C. | North Lincoln HS | McMahan (MAK-muh-han) |
| 47 | Peter Cote | S | 5-9 | 180 | *Jr. | 1VL | Six Mile, S.C. | Daniel HS | Cote (COHT-ee) |
| 47 | James Skalski | LB | 6-0 | 235 | *Gr. | 4VL | Sharpsburg, Ga. | Northgate HS | Skalski (SKAL-skee) |
| 48 | David Cote | LB | 5-11 | 200 | *Fr. | RS | Six Mile, S.C. | Daniel HS | Cote (COHT-ee) |
| 48 | Will Spiers | P | 6-5 | 225 | *Sr. | 3VL | Cameron, S.C. | Calhoun Academy | |
| 49 | Matthew Maloney | LB | 6-0 | 200 | *Fr. | RS | Clemson, S.C. | Daniel HS | |
| 50 | Kaleb Boateng | OL | 6-3 | 300 | *Fr. | RS | Fort Lauderdale, Fla. | Fort Lauderdale HS | Boateng (BOHT-ihng) |
| 52 | Tyler Brown | LS | 6-0 | 215 | *Gr. | SQ | Greenville, S.C. | Eastside HS | |
| 52 | Tayquon Johnson | DT/OL | 6-2 | 320 | *Fr. | RS | Williamsport, Md. | Williamsport HS | |
| 53 | Regan Upshaw | DE | 5-11 | 235 | *Gr. | 3VL | Bradenton, Fla. | Alonso HS | |
| 54 | Mason Trotter | OL | 6-2 | 270 | *Fr. | RS | Roebuck, S.C. | Dorman HS | |
| 55 | Hunter Rayburn | OL | 6-4 | 315 | *Fr. | RS | Pensacola, Fla. | Pensacola HS | |
| 56 | Will Putnam | OL | 6-4 | 295 | So. | 1VL | Tampa, Fla. | Plant HS | |
| 57 | Paul Tchio | OL | 6-5 | 300 | Fr. | HS | Milton, Ga. | Milton HS | Tchio (TEE-oh) |
| 58 | Maddie Golden | LS | 5-11 | 200 | *So. | RS | Piedmont, S.C. | Powdersville HS | |
| 59 | Jordan Williams | DT | 6-4 | 310 | *Jr. | 2VL | Virginia Beach, Va. | Frank W. Cox HS | |
| 60 | Mac Cranford | OL | 6-0 | 280 | *Fr. | RS | Hartsville, S.C. | Hartsville HS | |
| 62 | Cade Stewart | OL | 6-3 | 305 | *Gr. | 3VL | Six Mile, S.C. | Daniel HS | |
| 63 | Zac McIntosh | OL | 5-11 | 295 | *Jr. | SQ | Belton, S.C. | Daniel HS | |
| 64 | Walker Parks | OL | 6-5 | 275 | Fr. | HS | Lexington, Ky. | Frederick Douglass HS | |
| 65 | Matt Bockhorst | OG | 6-4 | 310 | *Jr. | 2VL | Cincinnati, Ohio | St. Xavier HS | |
| 67 | Will Edwards | OT | 6-5 | 255 | *So. | SQ | Greenville, S.C. | Wade Hampton HS | |
| 68 | Will Boggs | OL | 6-4 | 285 | Fr. | HS | York, S.C. | York Comprehensive HS | |
| 69 | Jacob Edwards | OL | 6-2 | 295 | *Jr. | 1VL | Vestavia Hills, Ala. | Vestavia Hills HS | |
| 71 | Jordan McFadden | OT | 6-2 | 295 | *So. | 1VL | Spartanburg, S.C. | Dorman HS | |
| 72 | Blake Vinson | OL | 6-4 | 300 | **So. | 1VL | Ocala, Fla. | North Marion HS | |
| 73 | Bryn Tucker | OL | 6-5 | 290 | Fr. | HS | Knoxville, Tenn. | Knoxville Catholic HS | Bryn (pronounced like "brine") |
| 75 | Trent Howard | OL | 6-4 | 285 | Fr. | HS | Birmingham, Ala. | Briarwood Christian School | |
| 76 | John Williams | OL | 6-5 | 280 | Fr. | HS | Canton, Ga. | Creekview HS | |
| 77 | Mitchell Mayes | OL | 6-4 | 315 | Fr. | HS | Raleigh, N.C. | Leesville Road HS | |
| 79 | Jackson Carman | OT | 6-5 | 345 | Jr. | 2VL | Fairfield, Ohio | Fairfield Senior HS | |
| 80 | Luke Price | TE | 6-2 | 230 | *Jr. | 1VL | Dillon, S.C. | Dillon Christian School | |
| 81 | Drew Swinney | WR | 5-8 | 180 | *So. | 1VL | Clemson, S.C. | Daniel HS | |
| 82 | Will Brown | WR | 5-8 | 180 | *Jr. | 1VL | Boiling Springs, S.C. | Boiling Springs HS | |
| 83 | Hampton Earle | WR | 5-10 | 180 | *Fr. | RS | Clemson, S.C. | Daniel HS | |
| 84 | Davis Allen | TE | 6-6 | 240 | So. | 1VL | Calhoun, Ga. | Calhoun HS | |
| 85 | Jaelyn Lay | TE | 6-6 | 270 | *Fr. | RS | Atlanta, Ga. | Riverdale HS | |
| 86 | Tye Herbstreit | WR | 5-10 | 165 | *Fr. | RS | Nashville, Tenn. | Montgomery Bell Academy | |
| 87 | Sage Ennis | TE | 6-4 | 230 | Fr. | HS | Graceville, Fla. | Lincoln HS | |
| 87 | Hamp Greene | WR | 5-9 | 165 | *Fr. | RS | Birmingham, Ala. | Mountain Brook HS | |
| 88 | Braden Galloway | TE | 6-4 | 240 | Jr. | 2VL | Anderson, S.C. | Seneca HS | |
| 89 | Max May | WR | 6-1 | 190 | *So. | 1VL | Clemson, S.C. | Daniel HS | |
| 90 | Darnell Jefferies | DT | 6-2 | 280 | *So. | 1VL | Covington, Ga. | Newton HS | |
| 91 | Nick Eddis | DT | 5-11 | 265 | *Jr. | SQ | Lawrence, Kan. | Lawrence Free State HS | |
| 92 | Klayton Randolph | DE | 6-2 | 235 | *So. | SQ | Gaffney, S.C. | Gaffney HS | |
| 95 | James Edwards | DT | 6-2 | 295 | *Jr. | 1VL | Vestavia Hills, Ala. | Vestavia Hills HS | |
| 98 | Myles Murphy | DE | 6-5 | 265 | Fr. | HS | Marietta, Ga. | Hillgrove HS | |

* - redshirted; ^ - has another year of eligibility remaining in 2021

COACHES

| Coach | Title(s) | Position(s) | CU Years | Alma Mater | Pronunciation |
|------------------|---|-------------------|----------|--------------------|--------------------------------|
| Dabo Swinney | Head Coach | | *18th | Alabama '93 | Dabo Swinney (DA-boh SWEE-nee) |
| Brent Venables | Associate Head Coach, Defensive Coordinator | Linebackers | 9th | Kansas State '92 | |
| Danny Pearman | Assistant Head Coach, Special Teams Coordinator | Tight Ends | 13th | Clemson '87 | Pearman (PEER-mihn) |
| Tony Elliott | Assistant Coach, Offensive Coordinator | Running Backs | 10th | Clemson '02 | |
| Brandon Streeter | Assistant Coach, Passing Game Coordinator | Quarterbacks | 7th | Clemson '99 | |
| Todd Bates | Assistant Coach, Recruiting Coordinator | Defensive Tackles | 4th | Alabama '05 | |
| Robbie Caldwell | Assistant Coach | Offensive Linemen | 10th | Furman '77 | |
| Mickey Conn | Assistant Coach | Safeties | 4th | Alabama '93 | |
| Tyler Grisham | Assistant Coach | Wide Receivers | 1st | Clemson '09 | |
| Lemanski Hall | Assistant Coach | Defensive Ends | 3rd | Alabama '08 | |
| Mike Reed | Assistant Coach | Cornerbacks | 8th | Boston College '94 | |

* - includes over five seasons (2003-08) as an assistant coach and over 11 seasons as a head coach (2008-20)

ALPHABETICAL ROSTER

| # | Player | Pos. | Hgt. | Wgt. | Cl. | Exp. | Hometown | High School or Junior College | Pronunciation |
|----|-------------------|-------|------|------|------|------|-----------------------|---------------------------------|------------------------------------|
| 11 | Ajou Ajou | WR | 6-4 | 220 | Fr. | HS | Brooks, Alberta | Clearwater (Fla.) Academy | Ajou (uh-JOH) |
| 84 | Davis Allen | TE | 6-6 | 240 | So. | 1VL | Calhoun, Ga. | Calhoun HS | |
| 45 | Sergio Allen | LB | 6-1 | 215 | Fr. | HS | Fort Valley, Ga. | Peach County HS | |
| 34 | Ben Batson | S | 6-1 | 210 | *So. | 1VL | Central, S.C. | Dorman HS | |
| 29 | Michael Becker | S | 5-11 | 195 | *So. | SQ | Clemson, S.C. | Daniel HS | |
| 42 | LaVonta Bentley | LB | 6-0 | 235 | *Fr. | RS | Birmingham, Ala. | P.D. Jackson-Olin HS | LaVonta (luh-VAHN-tay) |
| 43 | Will Blackston | TE | 6-1 | 235 | Fr. | HS | Honea Path, S.C. | Belton-Honea Path HS | Honea (HUH-nee-uh) |
| 50 | Kaleb Boateng | OL | 6-3 | 300 | *Fr. | RS | Fort Lauderdale, Fla. | Fort Lauderdale HS | Boateng (BOHT-ihng) |
| 65 | Matt Bockhorst | OG | 6-4 | 310 | *Jr. | 2VL | Cincinnati, Ohio | St. Xavier HS | |
| 68 | Will Boggs | OL | 6-4 | 285 | Fr. | HS | York, S.C. | York Comprehensive HS | |
| 23 | Andrew Booth Jr. | CB | 6-0 | 190 | So. | 1VL | Dacula, Ga. | Archer HS | Dacula (duh-COO-luh) |
| 1 | Demarcus Bowman | RB | 5-10 | 190 | Fr. | HS | Lakeland, Fla. | Lakeland HS | |
| 11 | Bryan Bresee | DL | 6-5 | 290 | Fr. | HS | Damascus, Md. | Damascus HS | Bresee (bruh-ZEE) |
| 52 | Tyler Brown | LS | 6-0 | 215 | *Gr. | SQ | Greenville, S.C. | Eastside HS | |
| 82 | Will Brown | WR | 5-8 | 180 | *Jr. | 1VL | Boiling Springs, S.C. | Boiling Springs HS | |
| 19 | DeMonte Capehart | DL | 6-5 | 290 | Fr. | HS | Hartsville, S.C. | Hartsville HS | |
| 79 | Jackson Carman | OT | 6-5 | 345 | Jr. | 2VL | Fairfield, Ohio | Fairfield Senior HS | |
| 25 | J.C. Chalk | TE | 6-3 | 255 | *Sr. | 3VL | Argyle, Texas | Argyle HS | |
| 18 | Joseph Charleston | S | 6-0 | 190 | So. | 1VL | Milton, Ga. | Milton HS | |
| 48 | David Cote | LB | 5-11 | 200 | *Fr. | RS | Six Mile, S.C. | Daniel HS | Cote (COHT-ee) |
| 47 | Peter Cote | S | 5-9 | 180 | *Jr. | 1VL | Six Mile, S.C. | Daniel HS | Cote (COHT-ee) |
| 60 | Mac Cranford | OL | 6-0 | 280 | *Fr. | RS | Hartsville, S.C. | Hartsville HS | |
| 2 | Fred Davis II | CB | 6-1 | 185 | Fr. | HS | Jacksonville, Fla. | Trinity Christian Academy | |
| 13 | Tyler Davis | DT | 6-2 | 295 | So. | 1VL | Apopka, Fla. | Wekiva HS | |
| 23 | Lyn-J Dixon | RB | 5-10 | 190 | Jr. | 2VL | Butler, Ga. | Taylor County HS | |
| 27 | Carson Donnelly | S | 5-10 | 185 | *So. | 1VL | Birmingham, Ala. | Briarwood Christian School | |
| 19 | Michel Dukes | RB | 5-10 | 195 | So. | 1VL | Charleston, S.C. | First Baptist School | Michel (pronounced like "Michael") |
| 83 | Hampton Earle | WR | 5-10 | 180 | *Fr. | RS | Clemson, S.C. | Daniel HS | |
| 91 | Nick Eddis | DT | 5-11 | 265 | *Jr. | SQ | Lawrence, Kan. | Lawrence Free State HS | |
| 69 | Jacob Edwards | OL | 6-2 | 295 | *Jr. | 1VL | Vestavia Hills, Ala. | Vestavia Hills HS | |
| 95 | James Edwards | DT | 6-2 | 295 | *Jr. | 1VL | Vestavia Hills, Ala. | Vestavia Hills HS | |
| 67 | Will Edwards | OT | 6-5 | 255 | *So. | SQ | Greenville, S.C. | Wade Hampton HS | |
| 87 | Sage Ennis | TE | 6-4 | 230 | Fr. | HS | Graceville, Fla. | Lincoln HS | |
| 9 | Travis Etienne | RB | 5-10 | 210 | Sr. | 3VL | Jennings, La. | Jennings HS | Etienne (EE-tee-ehn) |
| 35 | Justin Foster | DE | 6-2 | 265 | Sr. | 3VL | Shelby, N.C. | Crest HS | |
| 88 | Braden Galloway | TE | 6-4 | 240 | Jr. | 2VL | Anderson, S.C. | Seneca HS | |
| 58 | Maddie Golden | LS | 5-11 | 200 | *So. | RS | Piedmont, S.C. | Powersville HS | |
| 31 | Mario Goodrich | CB | 6-0 | 190 | Jr. | 2VL | Kansas City, Mo. | Lee's Summit West HS | |
| 87 | Hamp Greene | WR | 5-9 | 165 | *Fr. | RS | Birmingham, Ala. | Mountain Brook HS | |
| 21 | Malcolm Greene | CB | 5-11 | 195 | Fr. | HS | Richmond, Va. | Highland Springs HS | |
| 18 | Hunter Helms | QB | 6-2 | 210 | Fr. | HS | West Columbia, S.C. | Gray Collegiate Academy | |
| 5 | K.J. Henry | DE | 6-4 | 250 | *So. | 2VL | Winston-Salem, N.C. | West Forsyth HS | |
| 37 | Jake Herbstreit | CB | 5-11 | 170 | *Fr. | RS | Nashville, Tenn. | Montgomery Bell Academy | |
| 86 | Tye Herbstreit | WR | 5-10 | 165 | *Fr. | RS | Nashville, Tenn. | Montgomery Bell Academy | |
| 75 | Trent Howard | OL | 6-4 | 285 | Fr. | HS | Birmingham, Ala. | Briarwood Christian School | |
| 45 | Josh Jackson | WR | 6-1 | 190 | *Sr. | 1VL | Greenville, S.C. | Christ Church Episcopal School | |
| 90 | Darnell Jefferies | DT | 6-2 | 280 | *So. | 1VL | Covington, Ga. | Newton HS | |
| 52 | Tayquon Johnson | DT/OL | 6-2 | 320 | *Fr. | RS | Williamsport, Md. | Williamsport HS | |
| 6 | Mike Jones Jr. | LB | 6-0 | 215 | *So. | 1VL | Nashville, Tenn. | IMG (Fla.) Academy | |
| 26 | Sheridan Jones | CB | 6-0 | 180 | So. | 1VL | Norfolk, Va. | Maury HS | |
| 1 | Derion Kendrick | CB | 6-0 | 190 | Jr. | 2VL | Rock Hill, S.C. | South Pointe HS | Derion (DAYR-ee-ahn) |
| 2 | Frank Ladson Jr. | WR | 6-3 | 195 | So. | 1VL | Miami, Fla. | South Dade Senior HS | |
| 16 | Trevor Lawrence | QB | 6-6 | 220 | Jr. | 2VL | Cartersville, Ga. | Cartersville HS | |
| 85 | Jaelyn Lay | TE | 6-6 | 270 | *Fr. | RS | Atlanta, Ga. | Riverdale HS | |
| 33 | Ty Lucas | RB | 5-7 | 205 | *So. | 1VL | Columbus, Ga. | Chattahoochee County HS | |
| 46 | Jack Maddox | LS | 6-3 | 225 | *Jr. | 1VL | Acton, Mass. | Acton-Boxborough Regional HS | |
| 30 | Keith Maguire | LB | 6-2 | 220 | *Fr. | RS | Media, Pa. | Malvern Preparatory School | |
| 49 | Matthew Maloney | LB | 6-0 | 200 | *Fr. | RS | Clemson, S.C. | Daniel HS | |
| 7 | Justin Mascoll | DE | 6-3 | 260 | *So. | 1VL | Snellville, Ga. | South Gwinnett HS | Mascoll (MA-skohl) |
| 89 | Max May | WR | 6-1 | 190 | *So. | 1VL | Clemson, S.C. | Daniel HS | |
| 32 | Sylvester Mayers | RB | 5-6 | 150 | *Jr. | SQ | Richmond, Va. | Benedictine College Preparatory | |
| 77 | Mitchell Mayes | OL | 6-4 | 315 | Fr. | HS | Raleigh, N.C. | Leesville Road HS | |
| 39 | Bubba McAtee | DB | 6-2 | 175 | Fr. | HS | Central, S.C. | Daniel HS | McAtee (MACK-uh-tee) |
| 26 | Jack McCall | CB | 5-11 | 190 | *Jr. | SQ | Mount Pleasant, S.C. | Wando HS | |
| 15 | Patrick McClure | QB | 6-1 | 200 | Sr. | SQ | Irmo, S.C. | Ben Lippen School | |
| 71 | Jordan McFadden | OT | 6-2 | 295 | *So. | 1VL | Spartanburg, S.C. | Dorman HS | |
| 63 | Zac McIntosh | OL | 5-11 | 295 | *Jr. | SQ | Belton, S.C. | Daniel HS | |
| 46 | Matt McMahan | LB | 6-0 | 205 | *Fr. | RS | Denver, N.C. | North Lincoln HS | McMahan (MAK-muh-han) |
| 27 | Chez Mellusi | RB | 5-11 | 200 | So. | 1VL | Naples, Fla. | Naples HS | |
| 9 | R.J. Mickens | S | 6-0 | 190 | Fr. | HS | Southlake, Texas | Carroll HS | |

ALPHABETICAL ROSTER

| # | Player | Pos. | Hgt. | Wgt. | Cl. | Exp. | Hometown | High School or Junior College | Pronunciation |
|----|--------------------|------|------|------|-------|------|-----------------------|-------------------------------|--|
| 98 | Myles Murphy | DE | 6-5 | 265 | Fr. | HS | Marietta, Ga. | Hillgrove HS | |
| 10 | Joseph Ngata | WR | 6-3 | 215 | So. | 1VL | Folsom, Calif. | Folsom HS | Ngata (ehn-GAHT-uh) |
| 33 | Ruke Orhorhoro | DT | 6-4 | 285 | So. | 1VL | Lagos, Nigeria | River Rouge (Mich.) HS | Orhorhoro (oh-ROH-roh-roh) |
| 14 | Kobe Pace | RB | 5-11 | 215 | Fr. | HS | Cedartown, Ga. | Cedartown HS | |
| 64 | Walker Parks | OL | 6-5 | 275 | Fr. | HS | Lexington, Ky. | Frederick Douglass HS | |
| 17 | Kane Patterson | LB | 6-1 | 225 | So. | 1VL | Brentwood, Tenn. | Christ Presbyterian Academy | |
| 25 | Jalyn Phillips | DB | 6-1 | 210 | So. | 1VL | Lawrenceville, Ga. | Archer HS | |
| 7 | Taisun Phommachanh | QB | 6-3 | 220 | *Fr. | RS | Bridgeport, Conn. | Avon Old Farms School | Taisun Phommachanh (TY-suhn POO-muh-chahn) |
| 44 | Nyles Pinckney | DT | 6-1 | 295 | *Gr. | 3VL | Beaufort, S.C. | Whale Branch Early College HS | |
| 29 | B.T. Potter | PK | 5-10 | 180 | Jr. | 2VL | Rock Hill, S.C. | South Pointe HS | |
| 17 | Cornell Powell | WR | 6-0 | 210 | *Sr. | 3VL | Greenville, N.C. | J.H. Rose HS | |
| 80 | Luke Price | TE | 6-2 | 230 | *Jr. | 1VL | Dillon, S.C. | Dillon Christian School | |
| 56 | Will Putnam | OL | 6-4 | 295 | So. | 1VL | Tampa, Fla. | Plant HS | |
| 92 | Klayton Randolph | DE | 6-2 | 235 | *So. | SQ | Gaffney, S.C. | Gaffney HS | |
| 55 | Hunter Rayburn | OL | 6-4 | 315 | *Fr. | RS | Pensacola, Fla. | Pensacola HS | |
| 21 | Darien Rencher | RB | 5-8 | 195 | *Sr. | 2VL | Anderson, S.C. | T.L. Hanna HS | |
| 32 | Etinosa Reuben | DT | 6-3 | 285 | *Fr. | RS | Kansas City, Mo. | Park Hill South HS | Etinosa (eh-tee-OH-sah) |
| 3 | Amari Rodgers | WR | 5-10 | 210 | Sr. | 3VL | Knoxville, Tenn. | Knoxville Catholic HS | |
| 8 | Justyn Ross | WR | 6-4 | 205 | Jr. | 2VL | Phenix City, Ala. | Central HS | |
| 22 | Trenton Simpson | LB | 6-3 | 225 | Fr. | HS | Charlotte, N.C. | Mallard Creek HS | |
| 47 | James Skalski | LB | 6-0 | 235 | *Gr. | 4VL | Sharpsburg, Ga. | Northgate HS | Skalski (SKAL-skee) |
| 10 | Baylon Spector | LB | 6-2 | 230 | *^Gr. | 2VL | Calhoun, Ga. | Calhoun HS | Baylon (BAY-lehn) |
| 13 | Brannon Spector | WR | 6-1 | 195 | *Fr. | RS | Calhoun, Ga. | Calhoun HS | |
| 48 | Will Spiers | P | 6-5 | 225 | *Sr. | 3VL | Cameron, S.C. | Calhoun Academy | |
| 62 | Cade Stewart | OL | 6-3 | 305 | *Gr. | 3VL | Six Mile, S.C. | Daniel HS | |
| 39 | Aidan Swanson | P/PK | 6-3 | 180 | *Fr. | RS | Tampa, Fla. | IMG Academy | |
| 81 | Drew Swinney | WR | 5-8 | 180 | *So. | 1VL | Clemson, S.C. | Daniel HS | |
| 22 | Will Swinney | WR | 5-8 | 185 | Sr. | 3VL | Clemson, S.C. | Daniel HS | |
| 14 | Kevin Swint | LB | 6-3 | 245 | Fr. | HS | Carrollton, Ga. | Carrollton HS | |
| 57 | Paul Tchio | OL | 6-5 | 300 | Fr. | HS | Milton, Ga. | Milton HS | Tchio (TEE-oh) |
| 3 | Xavier Thomas | DE | 6-2 | 265 | Jr. | 2VL | Florence, S.C. | IMG (Fla.) Academy | Xavier (ehx-ZAYV-yuhr) |
| 16 | Ray Thornton III | S | 6-1 | 210 | *Fr. | RS | Columbus, Ga. | Central (Ala.) HS | |
| 54 | Mason Trotter | OL | 6-2 | 270 | *Fr. | RS | Roebuck, S.C. | Dorman HS | |
| 73 | Bryn Tucker | OL | 6-5 | 290 | Fr. | HS | Knoxville, Tenn. | Knoxville Catholic HS | Bryn (pronounced like "brine") |
| 38 | Elijah Turner | S | 5-11 | 190 | *Gr. | 1VL | Pickens, S.C. | Seneca HS | |
| 24 | Nolan Turner | S | 6-1 | 205 | *Sr. | 3VL | Vestavia Hills, Ala. | Vestavia Hills HS | |
| 5 | D.J. Uiagalelei | QB | 6-5 | 245 | Fr. | HS | Inland Empire, Calif. | St. John Bosco HS | Uiagalelei (oo-ee-AHN-gah-leh-lay) |
| 53 | Regan Upshaw | DE | 5-11 | 235 | *Gr. | 3VL | Bradenton, Fla. | Alonso HS | |
| 15 | Jake Venables | LB | 6-2 | 235 | *So. | 1VL | Clemson, S.C. | Daniel HS | |
| 12 | Tyler Venables | S | 5-10 | 200 | Fr. | HS | Clemson, S.C. | Daniel HS | |
| 72 | Blake Vinson | OL | 6-4 | 300 | **So. | 1VL | Ocala, Fla. | North Marion HS | |
| 41 | Jonathan Weitz | PK | 5-11 | 180 | *Fr. | RS | Charleston, S.C. | Porter-Gaud School | Weitz (pronounced like "whites") |
| 6 | E.J. Williams | WR | 6-4 | 190 | Fr. | HS | Phenix City, Ala. | Central HS | |
| 40 | Greg Williams | DE | 6-4 | 260 | *Fr. | RS | Swansea, S.C. | Swansea HS | Swansea (SWAHN-see) |
| 76 | John Williams | OL | 6-5 | 280 | Fr. | HS | Canton, Ga. | Creekview HS | |
| 59 | Jordan Williams | DT | 6-4 | 310 | *Jr. | 2VL | Virginia Beach, Va. | Frank W. Cox HS | |
| 20 | LeAnthony Williams | CB | 5-11 | 185 | *Jr. | 2VL | Atlanta, Ga. | Westlake HS | |
| 8 | Tré Williams | DL | 6-3 | 300 | Fr. | HS | Windsor, Conn. | St. John's College (D.C.) HS | |
| 36 | Lannden Zanders | S | 6-1 | 195 | So. | 1VL | Shelby, N.C. | Crest HS | |


* - redshirted; ^ - has another year of eligibility remaining in 2021

COACHES

| Coach | Title(s) | Position(s) | CU Years | Alma Mater | Pronunciation |
|------------------|---|-------------------|----------|--------------------|--------------------------------|
| Dabo Swinney | Head Coach | | *18th | Alabama '93 | Dabo Swinney (DA-boh SWEE-nee) |
| Brent Venables | Associate Head Coach, Defensive Coordinator | Linebackers | 9th | Kansas State '92 | |
| Danny Pearman | Assistant Head Coach, Special Teams Coordinator | Tight Ends | 13th | Clemson '87 | Pearman (PEER-mihn) |
| Tony Elliott | Assistant Coach, Offensive Coordinator | Running Backs | 10th | Clemson '02 | |
| Brandon Streeter | Assistant Coach, Passing Game Coordinator | Quarterbacks | 7th | Clemson '99 | |
| Todd Bates | Assistant Coach, Recruiting Coordinator | Defensive Tackles | 4th | Alabama '05 | |
| Robbie Caldwell | Assistant Coach | Offensive Linemen | 10th | Furman '77 | |
| Mickey Conn | Assistant Coach | Safeties | 4th | Alabama '93 | |
| Tyler Grisham | Assistant Coach | Wide Receivers | 1st | Clemson '09 | |
| Lemanski Hall | Assistant Coach | Defensive Ends | 3rd | Alabama '08 | |
| Mike Reed | Assistant Coach | Cornerbacks | 8th | Boston College '94 | |

* - includes over five seasons (2003-08) as an assistant coach and over 11 seasons as a head coach (2008-20)

VETERAN BIOS



DAVIS ALLEN

TE • 6-6 • 240 • SO. • 1VL
CALHOUN, GA.
CALHOUN HS

TIGERS

84

Has five receptions for 53 yards in 256 snaps over 15 games (one start).

2019: Had five catches for 53 yards in 256 snaps over 15 games (one start) ... made his debut vs. Georgia Tech ... gained 10 yards on his first career reception at Syracuse ... caught a 10-yard pass at Louisville ... added a seven-yard reception vs. Boston College ... gained 15 yards on a catch vs. Wake Forest ... caught an 11-yard pass vs. No. 22 Virginia.

Before Clemson: No. 15 tight end-H Back in the nation by ESPN.com ... Region 6 AAA Defensive Player of the Year ... first-team all-region on offense and defense ... first-team Chattanooga All-Area ... County Defensive Player of the Year ... coached by Hal Lamb ... teammate of 2019 signee Brannon Specter at Calhoun High ... Clemson recruiters were Brandon Streeter and Danny Pearman ... committed to Clemson on June 10, 2018.

Personal: Born Feb. 3, 2001 ... majoring in agribusiness.

ALLEN CAREER STATS

| Year | G-S | Snaps | Rec | Yds | Avg | TD | LG |
|------|------|-------|-----|-----|------|----|----|
| 2019 | 15-1 | 256 | 5 | 53 | 10.6 | 0 | 15 |



BEN BATSON

S • 6-1 • 210 • *SO. • 1VL
CENTRAL, S.C.
DORMAN HS

TIGERS

34

Has played 12 career games, contributing primarily on special teams as well as 18 offensive snaps at quarterback ... moved to safety prior to the 2020 season.

2019: Had four carries for 20 yards and completed his only pass attempt in 11 offensive snaps in 12 games ... played on special teams vs. Georgia Tech and at Syracuse ... had a five-yard carry vs. Charlotte ... played on special teams vs. Florida State and at Louisville ... had 10 yards on two carries and completed one pass vs. Boston College ... rushed once for five yards vs. Wake Forest ... ACC Honor Roll selection.

2018: Played seven snaps in two games while redshirting ... had a four-yard carry at Wake Forest ... saw action at Florida State, gaining two yards on a rush.

Before Clemson: Played three years at Daniel High School before transferring to Dorman High School for his senior year, when he led it to a 12-3 record and a spot in the state finals ... had 2,993 total yards (1,201 rushing, 1,792 passing) as a senior ... was 134-228 passing for 1,792 yards and 13 touchdowns as a senior ... had 1,201 rushing yards and 13 touchdowns as a senior ... starter as a freshman, sophomore and junior ... coached by David Gutshall at Dorman High School.

Personal: His father, Joey Batson, is Clemson's director of football strength & conditioning ... his brother, Michael, was a punter at Clemson from 2015-17 ... born June 27, 1999 ... majoring in communication.

BATSON CAREER STATS

| Year | G-S | Snaps | Passing | | | | | | | | | |
|---------------|-------------|-----------|--------------|----------|----------|--------------|------------|------------|------------|--------------|------------|--|
| | | | C-A-I | Yds | TD | LG | Pct | Y/A | Y/C | Y/G | Eff | |
| 2018 | 2-0 | 7 | 0-0-0 | 0 | 0 | --- | --- | --- | 0.0 | --- | --- | |
| 2019 | 10-0 | 11 | 1-1-0 | 0 | 0 | 100.0 | 0.0 | 0.0 | 0.0 | 100.0 | 0.0 | |
| Totals | 12-0 | 18 | 1-1-0 | 0 | 0 | 100.0 | 0.0 | 0.0 | 0.0 | 100.0 | 0.0 | |

Rushing & Total Offense

| Year | Car | Yds | Y/C | Y/G | TD | LG | PL | Tot | TDR | Y/G |
|---------------|----------|-----------|------------|------------|----------|----------|----------|-----------|----------|------------|
| 2018 | 2 | 6 | 3.0 | 3.0 | 0 | 4 | 2 | 6 | 0 | 3.0 |
| 2019 | 4 | 20 | 5.0 | 2.0 | 0 | 6 | 5 | 20 | 0 | 2.0 |
| Totals | 6 | 26 | 4.3 | 2.6 | 0 | 6 | 7 | 26 | 0 | 2.6 |



MICHAEL BECKER

S • 5-11 • 195 • *SO. • SQ
CLEMSON, S.C.
DANIEL HS

TIGERS

29

Original walk-on who redshirted in 2018.

2019: Made season debut vs. Charlotte ... played vs. Wofford, Wake Forest and South Carolina.

2018: Redshirted.

Before Clemson: Lettered at Daniel High School.

Personal: Born June 23, 2000 ... nursing major ... completed a microinternship at Memorial Hospital in Jacksonville, Fla. in 2019 ... two-time ACC Honor Roll selection (2018-19).

BECKER CAREER STATS

| Year | G-S | Snaps | Hit | Ast | Tot | TFL | Sacks | Int | QP | PBU | CF-RF |
|------|-----|-------|-----|-----|-----|-----|-------|-----|----|-----|-------|
| 2019 | 4-0 | 0 | 0 | 0 | 0 | 0-0 | 0-0 | 0-0 | 0 | 0 | 0-0 |



LAVONTA BENTLEY

LB • 6-0 • 235 • *FR. • RS
BIRMINGHAM, ALA.
P.D. JACKSON-OLIN HS

TIGERS

42

Has six tackles in 10 snaps over four games while redshirting.

2019: Played 10 snaps and had six tackles over four games ... made his debut vs. Georgia Tech ... had a tackle vs. Charlotte ... had four tackles vs. Wofford ... had a tackle vs. Wake Forest ... ACC Honor Roll pick.

Before Clemson: Ranked as the No. 119 overall player in the nation by PrepStar ... No. 177 overall player by Rivals.com, who also sees him as the ninth-best inside linebacker and eighth-best player from Alabama ... ESPN rated him as the No. 289 overall player in the nation, the seventh-best inside linebacker and 12th-best player in Alabama ... had strong senior year with 118 tackles, 16 tackles for loss, 5.5 sacks, four passes broken up ... No. 6 player in Alabama by Al.com ... named Defensive Player of the Year in Birmingham ... Played high school football at Jackson-Olin High for coach Tim Vakakes ... Clemson recruiter was Todd Bates ... committed to Clemson on July 27, 2018.

Personal: Born Feb. 20, 2001 ... majoring in communication ... first name pronounced luh-VON-tay.

BENTLEY CAREER STATS

| Year | G-S | Snaps | Hit | Ast | Tot | TFL | Sacks | Int | QP | PBU | CF-RF |
|------|-----|-------|-----|-----|-----|-----|-------|-----|----|-----|-------|
| 2019 | 4-0 | 10 | 5 | 1 | 6 | 0-0 | 0-0 | 0-0 | 0 | 0 | 0-0 |



KALEB BOATENG

OL • 6-3 • 300 • *FR. • RS
FORT LAUDERDALE, FLA.
FORT LAUDERDALE HS

TIGERS

50

Has played 21 career snaps over four games while redshirting.

2019: Played 21 snaps over four games while redshirting ... Played four snaps in collegiate debut vs. Georgia Tech ... played eight snaps vs. Charlotte ... played six snaps vs. Boston College ... played three snaps vs. Wofford ... ACC Honor Roll selection.

Before Clemson: One of the top offensive linemen in Broward County, Fla., who helped Fort Lauderdale High to breakout 2018 season as athletic offensive tackle ... had 49 knockdown blocks to lead the offensive line ... team finished with a 9-3 record, most wins for the program since 1974 ... two of the three losses were to St. Thomas Aquinas, one of the top-10 teams

in the nation ... had 38 offers before selecting Clemson ... made first-team All-Broward County in 2018 after starting every game ... No. 3 offensive lineman in Broward County entering 2018 ... No. 67 offensive tackle in the nation by Rivals.com and No. 64 at his position by ESPN.com ... in 2017, had 38 pancake blocks to lead the team ... second-team All-Broward County ... had 18 pancake blocks as a sophomore ... played four years and started on the offensive line three years ... has 80-inch wingspan ... recruited by Brent Venables ... played at Fort Lauderdale High for Richard Dunbar ... committed to Clemson on signing day, Dec. 19, 2018 ... enrolled at Clemson in January 2019.

Personal: Born June 26, 2001 ... pre-business major ... last name pronounced BOAT-ing.



MATT BOCKHORST

OG • 6-4 • 310 • *JR. • 2VL
CINCINNATI, OHIO
ST. XAVIER HS

TIGERS

65

Has played 599 snaps in 28 career games (one start).

2019: Played 421 snaps over 15 games (one start), helping Clemson finish fourth in the nation in points per game (43.9) and fifth in total offense (school-record 528.7 yards per game) ... played 42 snaps vs. Georgia Tech in helping Clemson to its most rushing yards (411) in a season opener since 1957 ... recorded 32 snaps vs. No. 12 Texas A&M ... played 20 snaps at Syracuse ... recorded 34 snaps vs. Charlotte ... played 10 snaps at North Carolina ... played 46 snaps and earned ACC Offensive Lineman of the Week in helping Clemson to 552 yards of total offense vs. Florida State ... played 38 snaps in the midst of Clemson's 551-yard performance with 298 rushing yards at Louisville ... played 38 snaps in helping Clemson exceed both 300 passing yards and 300 rushing yards vs. Boston College ... played 33 snaps in helping Clemson to 702 yards of offense vs. Wofford ... played 30 snaps in Clemson's Atlantic Division-clinching win at NC State ... played 22 snaps vs. Wake Forest, helping Clemson outgain the Demon Deacons, 516-105 ... played 37 snaps at South Carolina as Clemson earned its sixth consecutive victory against the Gamecocks ... played 23 snaps as Clemson rolled up 600 yards of offense vs. No. 22 Virginia ... played three snaps as Clemson produced the fifth-largest comeback in school history, overcoming a 16-0 deficit in a Fiesta Bowl win vs. No. 2 Ohio State ... played 10 snaps vs. No. 1 LSU.

2018: Played 178 snaps over 13 games ... played 18 snaps in his collegiate debut vs. Furman ... played 20 snaps vs. Georgia Southern ... played 16 snaps at Georgia Tech ... played six snaps vs. Syracuse ... played 21 snaps in helping Clemson accrue 698 yards and a school-record 11.8 yards per carry at Wake Forest, resulting in the entire offensive line earning team offensive player of the game honors ... played 24 snaps in helping Clemson accrue 471 yards of offense against No. 16 NC State ... played seven snaps at Florida State ... played 11 snaps as Clemson eclipsed 200 passing yards and 200 rushing yards vs. Duke ... played a season-high 30 snaps vs. South Carolina in helping guide Clemson to 744 total yards, the third-highest total in school history ... played seven snaps in ACC Championship Game against Pitt and 11 snaps in Cotton Bowl vs. No. 3 Notre Dame ... played six snaps in National Championship Game vs. No. 1 Alabama.

2017: Redshirted.

Before Clemson: 2016 Under Armour All-American ... did not play senior season due to injury suffered at The Opening in Oregon on July 10 ... top-200 prospect by many of the services in 2016 ... No. 157 in the nation by ESPN, they also list him No. 5 in the state and

VETERAN BIOS

No. 12 at his position nationally ... No. 240 prospect by 247 Sports and No. 245 by Scout ... No. 11 prospect in the state and No. 14 at his position by 247 Sports ... first team all-state as a junior ... a 4.0 student ... first Clemson signee from Ohio since Cole Stoudt in 2011 ... wore #77 at St. Xavier High School where he played for Steve Specht ... recruited by Robbie Caldwell.

Personal: Born Jan. 27, 1999 ... majoring in financial management ... completed microinternships with Cisco in 2018 and Merrill Lynch in 2019 ... two-time ACC Honor Roll selection (2017-18).



ANDREW BOOTH JR.

CB • 6-0 • 190 • SO. • 1VL
DACULA, GA.
ARCHER HS

TIGERS

Has six tackles and a pass breakup in 65 snaps over 13 games.

2019: Had six tackles and a pass breakup in 65 snaps over 13 games ... recorded a tackle in his debut vs. Georgia Tech ... had a tackle and a pass breakup at Syracuse ... had two tackles vs. Florida State ... made one tackle vs. Wofford and vs. Wake Forest ... ACC Honor Roll selection.

Before Clemson: Among the top-50 players in the nation by every service ... No. 8 overall player in the nation by Rivals.com ... second-best player in the state and the second-best cornerback in the nation ... No. 27 overall player in the nation by Tom Lemming ... No. 30 overall player in the nation by ESPN.com, third-best cornerback in the nation and fifth-best player in Georgia ... No. 32 overall player and third-best cornerback by PrepStar ... No. 41 overall player, second-best cornerback and sixth-best player in Georgia by 247Sports ... three-year starter who had 162 career tackles ... had 13 interceptions, 44 passes defended, four caused fumbles and a blocked field goal ... had 22 receptions for 557 yards and four touchdowns ... had three punt return touchdowns in his career ... as a junior, was all-state, all-region, all-county first team ... 2018 team captain ... selected to play in Under Armour All-American game ... coached by Andy Dyer ... Clemson recruiters were Mickey Conn and Mike Reed ... committed to Clemson on July 30, 2018.

Personal: Born Sept. 28, 2000 ... majoring in communication.

BOOTH CAREER STATS

| Year | G-S | Snaps | Hit | Ast | Tot | TFL | Sacks | Int | QP | PBU | CF-RR |
|------|------|-------|-----|-----|-----|-----|-------|-----|----|-----|-------|
| 2019 | 13-0 | 65 | 5 | 1 | 6 | 0-0 | 0-0 | 0-0 | 0 | 1 | 0-0 |



TYLER BROWN

LS • 6-0 • 215 • *GR. • SQ
GREENVILLE, S.C.
EASTSIDE HS

TIGERS

Enters 2020 having appeared in four career games.

2019: Played in three contests ... recorded first career long snap in fourth quarter at Syracuse ... saw action vs. Charlotte and Boston College.

2018: Made Clemson debut vs. Louisville.

Before Clemson: Lettered at Eastside High School.

Personal: Earned degree in anthropology in August 2020 ... born Nov. 18, 1998 ... two-time ACC Honor Roll selection (2018-19).

T. BROWN CAREER STATS

| Year | G-S | Snaps | Rec | Yds | Avg | TD | LG |
|--------|-----|-------|-----|-----|-----|----|-----|
| 2018 | 1-0 | 5 | 0 | 0 | --- | 0 | --- |
| 2019 | 3-0 | 0 | 0 | 0 | --- | 0 | --- |
| Totals | 4-0 | 5 | 0 | 0 | --- | 0 | --- |



WILL BROWN

WR • 5-8 • 180 • *JR. • 1VL
BOILING SPRINGS, S.C.
BOILING SPRINGS HS

TIGERS

Enters 2020 having played 31 snaps over eight career games.

2019: Played 19 snaps over five games ... had an eight-yard reception and had a 13-yard punt return vs. Charlotte ... had a three-yard punt return vs. Wofford.

2018: Played 12 snaps over three games ... made Clemson debut vs. Louisville ... and also played vs. Duke and in the Cotton Bowl vs. No. 3 Notre Dame.


2017: Redshirted.

Before Clemson: Lettered at Boiling Springs High School.

Personal: Born Oct. 10, 1998 ... majoring in health science ... completed a microinternship at Smith & Nephew in 2019 ... three-time ACC Honor Roll selection (2017-19).

W. BROWN CAREER STATS

| Year | G-S | Snaps | Rec | Yds | Avg | TD | LG | KOR |
|--------|-----|-------|-----|-----|-----|----|-----|------|
| 2018 | 3-0 | 12 | 0 | 0 | --- | 0 | --- | 0-0 |
| 2019 | 5-0 | 19 | 1 | 8 | 8.0 | 0 | 8 | 2-16 |
| Totals | 8-0 | 31 | 1 | 8 | 8.0 | 0 | 8 | 2-16 |



JACKSON CARMAN

OT • 6-5 • 345 • JR. • 2VL
FAIRFIELD, OHIO
FAIRFIELD SENIOR HS

TIGERS

Saw action as a reserve left tackle in 2018 before earning the starting role in 2019 ... entered 2019 bowl season having played 1,002 snaps over 28 career games (15 starts).

2019: Third-team All-ACC selection ... played 798 snaps over 15 games (all starts) helping Clemson finish fourth in the nation in points per game (43.9) and fifth in total offense (school-record 528.7 yards per game) ... made first career start and played 44 snaps vs. Georgia Tech in helping Clemson to its most rushing yards (411) in a season opener since 1957 ... played all 72 snaps vs. No. 12 Texas A&M ... played 69 snaps at Syracuse as Clemson held Syracuse without a sack and produced 612 yards of offense ... recorded 34 snaps vs. Charlotte ... played 53 snaps at North Carolina in Clemson's first one-point win since the 2012 Chick-fil-A Bowl ... played 56 snaps and shared team offensive player of the week honors in helping Clemson to 552 yards of total offense vs. Florida State ... played 46 snaps in the midst of Clemson's 551-yard performance with 298 rushing yards at Louisville ... played 46 snaps in helping Clemson exceed both 300 passing yards and 300 rushing yards vs. Boston College ... played 27 snaps in helping Clemson to 702 yards of offense vs. Wofford ... played 51 snaps at NC State ... played 49 snaps vs. Wake Forest ... played 67 snaps at South Carolina ... played 46 snaps as Clemson rolled up 600 yards of offense vs. No. 22 Virginia ... played 68 snaps as Clemson produced the fifth-largest comeback in school history, overcoming a 16-0 deficit in a Fiesta Bowl win vs. No. 2 Ohio State ... AP All-Bowl pick for his role in limiting Ohio State's Chase Young ... played 71 snaps vs. No. 1 LSU ... ACC Honor Roll selection.

2018: Played 209 snaps over 13 games ... played 18 snaps in collegiate debut vs. Furman ... played 26 snaps vs. Georgia Southern ... played 13 snaps at Georgia Tech ... played 20 snaps in helping Clemson accrue 698 yards and a school-record 11.8 yards per carry at Wake Forest, resulting in the entire offensive line earning team offensive player of the game honors ... played 18 snaps vs. No. 16 NC State ... played 22

snaps in helping hand Florida State its worst home loss ... played 21 snaps in helping Clemson set school records in yards per play (11.6) and yards per carry (13.3) vs. Louisville, resulting in the offensive line's second collective selection as offensive player of the game ... played 34 snaps in Clemson's Atlantic Division-clinching win at No. 17 Boston College ... played eight snaps vs. Duke ... played seven snaps vs. South Carolina in helping guide Clemson to 744 total yards, the third-highest total in school history ... played eight snaps against Pitt and 10 snaps against No. 3 Notre Dame ... played four snaps vs. No. 1 Alabama.

Before Clemson: One of five finalists for USA Today National Offensive Player-of-the-Year ... No. 16 player in the nation by Rivals, No. 17 by 247Sports and No. 21 by ESPN ... No. 2 offensive tackle in the nation by 247Sports, ESPN and Rivals ... No. 1 player in Ohio by 247Sports, ESPN and Rivals ... U.S. Army All-American Game participant ... Anthony Munoz national lineman-of-the-year finalist ... coached by Jason Krause at Fairfield Senior High School ... recruited by Robbie Caldwell ... enrolled at Clemson in January 2018.

Personal: Born Jan. 22, 2000 ... majoring in sociology.



J.C. CHALK

TE • 6-3 • 255 • *SR. • 3VL
ARGYLE, TEXAS
ARGYLE HS

TIGERS

Enters 2020 having caught 17 passes for 100 yards in 617 snaps over 39 career games (14 starts).

2019: Played 415 snaps while starting 14 of 15 games played, catching 13 passes for 60 yards ... made first career start vs. Georgia Tech ... caught two passes for 11 yards vs. No. 12 Texas A&M ... gained 16 yards on two receptions at North Carolina ... caught an eight-yard pass vs. Florida State ... posted career-high three catches for 11 yards vs. Wake Forest ... caught three passes for three yards at South Carolina.

2018: Caught two passes for 21 yards in 105 snaps in 15 games ... added a 15-yard reception vs. Louisville with his grandfather, Gene Stallings, in attendance.

2017: Had two receptions for 19 yards in 46 snaps over nine games ... had two receptions for 19 yards against Kent State on Sept. 2.

2016: Redshirted.


Before Clemson: Had 48 receptions for 545 yards and seven touchdowns as a senior ... played in the Semper Fidelis All-American Bowl ... first-team unanimous all-district as a junior and a senior ... helped his team to 14-2 record and berth in state title game ... in 2014, he had 36 catches for 486 yards and seven touchdowns ... team finished with 15-1 record ... in 2013, he had seven catches for 90 yards ... team finished 16-0 and won the state championship ... had 91 career catches for 1,031 yards and 14 touchdowns ... an outstanding basketball player, starter in the frontcourt each of the last two years ... lost just one basketball game and one football game in the 2014-15 academic year ... coached Todd Rodgers ... recruited by Danny Pearman.

Personal: Born Feb. 26, 1998 ... grandson of former Alabama Head Coach Gene Stallings, who coached Dabo Swinney at Alabama ... first met Swinney in the third grade when he was at a reunion for the 1992 Alabama national championship team ... Clemson tight ends coach Danny Pearman also coached under his grandfather ... majoring in agribusiness.

CHALK CAREER STATS

| Year | G-S | Snaps | Rec | Yds | Avg | TD | LG |
|--------|-------|-------|-----|-----|------|----|----|
| 2017 | 9-0 | 46 | 2 | 19 | 9.5 | 0 | 18 |
| 2018 | 15-0 | 105 | 2 | 21 | 10.5 | 0 | 15 |
| 2019 | 15-14 | 466 | 13 | 60 | 4.6 | 0 | 10 |
| Totals | 39-14 | 617 | 17 | 100 | 5.9 | 0 | 18 |

VETERAN BIOS



JOSEPH CHARLESTON

S • 6-0 • 190 • SO. • 1VL
MILTON, GA.
MILTON HS

TIGERS

Has 13 tackles in 94 snaps over 13 games.

2019: Credited with 13 tackles in 94 snaps over 13 games ... made a tackle in his collegiate debut vs. Georgia Tech ... added a tackle at Syracuse ... contributed vs. Charlotte ... made one tackle vs. Florida State and at Louisville ... recorded four tackles vs. Wofford ... made one tackle at NC State ... added a tackle vs. Wake Forest ... contributed two tackles at South Carolina ... made one tackle vs. No. 22 Virginia.

Before Clemson: A national top 150 player from Georgia ... ranked No. 122 overall player by 247Sports, where he was listed as No. 13 safety nationally and No. 14 overall player in Georgia ... ranked No. 150 overall player by Rivals.com, listed as the 14th-best safety and 13th-best overall player from Georgia ... ESPN.com had Charleston as a top 300 player, 14th-best safety and 29th-best player in Georgia ... had team-best 83 tackles, nine tackles for loss, two caused fumbles, a fumble return of 46 yards and two interceptions as a senior ... helped his team to AAAAAAA state championship, a first for the Milton High program ... coached by Adam Clack ... primary Clemson recruiter was Mickey Conn ... committed to Clemson on Oct. 10, 2017, as he was the first player in Clemson's signing class to commit to the Tigers ... enrolled at Clemson in January 2019.

Personal: Born April 13, 2001 ... pre-business major.

CHARLESTON CAREER STATS

| Year | G-S | Snaps | Hit | Ast | Tot | TFL | Sacks | Int | QP | PBU | CF-RF |
|------|------|-------|-----|-----|-----|-----|-------|-----|----|-----|-------|
| 2019 | 13-0 | 94 | 10 | 3 | 13 | 0-0 | 0-0 | 0-0 | 0 | 0 | 0-0 |



DAVID COTE

LB • 5-11 • 200 • *FR. • RS
SIX MILE, S.C.
DANIEL HS

TIGERS

Original walk-on who played three games in his first season in 2019.

2019: Appeared in three games while redshirting ... made Clemson debut vs. Charlotte on special teams ... saw action on special teams vs. Wofford and vs. Wake Forest ... ACC Honor Roll selection.

Before Clemson: Lettered at Daniel High School.

Personal: Born Jan. 18, 2001 ... majoring in health science.

D. COTE CAREER STATS

| Year | G-S | Snaps | Hit | Ast | Tot | TFL | Sacks | Int | QP | PBU | CF-RF |
|------|-----|-------|-----|-----|-----|-----|-------|-----|----|-----|-------|
| 2019 | 3-0 | 0 | 0 | 0 | 0 | 0-0 | 0-0 | 0-0 | 0 | 0 | 0-0 |



PETER COTE

S • 5-9 • 180 • *JR. • 1VL
SIX MILE, S.C.
DANIEL HS

TIGERS

Original walk-on who enters 2020 having played six career games.

2019: Appeared in five games on special teams ... made season debut vs. Charlotte ... appeared vs. Florida State, Boston College, Wofford and Wake Forest.

2018: Played in one game, making his debut on special teams vs. Louisville.

2017: Redshirted.

Before Clemson: Lettered at Daniel High School.

Personal: His brother, Kyle, was safety and special teams standout at Clemson from 2015-18 ... majoring in financial management ... three-time ACC Honor Roll selection (2017-19) ... born Oct. 16, 1998.

P. COTE CAREER STATS

| Year | G-S | Snaps | Hit | Ast | Tot | TFL | Sacks | Int | QP | PBU | CF-RF |
|--------|-----|-------|-----|-----|-----|-----|-------|-----|----|-----|-------|
| 2018 | 1-0 | 0 | 0 | 0 | 0 | 0-0 | 0-0 | 0-0 | 0 | 0 | 0-0 |
| 2019 | 5-0 | 0 | 0 | 0 | 0 | 0-0 | 0-0 | 0-0 | 0 | 0 | 0-0 |
| Totals | 6-0 | 0 | 0 | 0 | 0 | 0-0 | 0-0 | 0-0 | 0 | 0 | 0-0 |



MAC CRANFORD

OL • 6-0 • 280 • *FR. • RS
HARTSVILLE, S.C.
HARTSVILLE HS

TIGERS

Original walk-on who played three games in 2019.

2019: Played 21 snaps over three games while redshirting ... played four snaps in his debut vs. Georgia Tech ... recorded nine snaps vs. Charlotte ... played eight snaps vs. Wofford ... ACC Honor Roll selection.

Before Clemson: Completed his prep career at Hartsville High School.

Personal: Born Nov. 24, 2000 ... majoring in construction sciences and management.



TYLER DAVIS

DT • 6-2 • 295 • SO. • 1VL
APOPKA, FLA.
WEKIVA HS

TIGERS

Made an immediate impact, earning the starting role in his first career game as a true freshman in 2019 ... enters 2020

credited with 51 tackles (9.0 for loss), 5.5 sacks, two pass breakups and a fumble recovery in 539 snaps over 15 games (13 starts).

2019: Second-team All-ACC selection ... credited with 51 tackles (9.0 for loss), 5.5 sacks, two pass breakups and a fumble recovery in 539 snaps over 15 games (13 starts) ... his 13 starts were the most by a true freshman defensive lineman in school history ... became the first true freshman defensive tackle to start a season opener for Clemson since Jeff Mills in 1974 ... posted five tackles including a half-sack in the opener vs. Georgia Tech, sharing team defensive player of the week honors ... contributed two tackles vs. No. 12 Texas A&M ... posted three tackles including the first full sack of his career at Syracuse ... added three tackles vs. Charlotte ... had two tackles including a sack at North Carolina ... added two tackles (1.5 for loss) and a half-sack vs. Florida State ... had seven tackles (0.5 for loss) at Louisville ... made four tackles (one for loss) vs. Boston College ... registered three tackles vs. Wofford ... recorded a tackle, a pass breakup and a fumble recovery at NC State, sharing team defensive player of the game honors ... had four tackles and a pass breakup vs. Wake Forest ... had a tackle at South Carolina ... had five tackles, including 1.5 sacks, vs. No. 22 Virginia in the ACC Championship Game ... added four tackles (one for loss) vs. No. 2 Ohio State in the Fiesta Bowl ... recorded a sack among his three tackles vs. No. 1 LSU.

Before Clemson: Rated as No. 60 overall player in the nation by ESPN and No. 74 by Tom Lemming ... unanimous four-star player ... ESPN listed him as No. 7 defensive tackle in the nation and seventh-best overall player in Florida ... Rivals.com listed him as 18th-best defensive tackle in the nation ... national top-300 player according to 247Sports, where he ranked as the No. 218 player in the nation as well as the 12th-best defensive tackle in the nation and 24th-best player in Florida ... had 34 tackles, including 14 tackles for loss and six sacks in 2018 ... had best game against West Orange when he had eight tackles, four tackles for loss and three sacks ... helped team to 11-2 record and a top-10 state ranking ... coached by Rich Bedesem ... Clemson recruiter was Todd Bates ... did not commit to the Tigers until signing day, Dec. 19, 2018 ... enrolled at Clemson in January 2019.

Personal: Born Nov. 1, 2000 ... pre-business major.

T. DAVIS CAREER STATS

| Year | G-S | Snaps | Hit | Ast | Tot | TFL | Sacks | Int | QP | PBU | CF-RF |
|------|-------|-------|-----|-----|-----|------|--------|-----|----|-----|-------|
| 2019 | 15-13 | 539 | 31 | 20 | 51 | 9-37 | 5.5-29 | 0-0 | 6 | 2 | 0-1 |



LYN-J DIXON

RB • 5-10 • 190 • JR. • 2VL
BUTLER, GA.
TAYLOR COUNTY HS

TIGERS

Enters 2020 with 1,182 rushing yards and 11 touchdowns on 166

career attempts and 162 yards on 15 catches in 389 career snaps over 28 games ... enters his junior season ranked second in school history in yards per carry (7.12) behind only teammate Travis Etienne.

2019: Recorded 104 carries for 635 yards with six rushing touchdowns and 14 catches for 121 yards in 283 snaps over 15 games ... rushed eight times for 65 yards and a touchdown and added a 22-yard reception vs. Georgia Tech ... led Clemson with 79 rushing yards and a touchdown on 11 carries vs. No. 12 Texas A&M ... gained 19 yards on six carries at Syracuse ... rushed eight times for 58 yards including an acrobatic over-the-top touchdown vs. Charlotte ... gained 49 yards on 10 carries vs. Florida State ... rushed five times for 11 yards and caught a pass at Louisville ... gained 78 yards on eight carries vs. Boston College ... recorded seven carries for 50 yards with a touchdown vs. Wofford ...

For a complete list of every 2020 Clemson player's career game-by-game stats, see the 2020 Clemson Football Media Guide Supplement by logging on to...

<https://bit.ly/3gEGBjl>

VETERAN BIOS

gained 50 yards on nine carries and caught two passes for 27 yards at NC State ... rushed six times for 34 yards and caught two passes for 62 yards vs. Wake Forest ... gained 60 yards on 12 carries at South Carolina ... compiled 47 yards and a touchdown on eight carries vs. No. 22 Virginia ... gained 17 yards on his only carry and caught a two-yard pass vs. No. 2 Ohio State ... rushed once and caught a two-yard pass vs. No. 1 LSU.

2018: Finished freshman campaign with 547 rushing yards and five rushing touchdowns on 62 carries in 106 snaps over 13 games ... ranked fifth in the country among qualified backs with at least 300 rushing yards ... led Clemson in rushing with 89 yards on six carries — including a 61-yarder — in his career debut vs. Furman ... gained 26 yards on five carries vs. Georgia Southern ... carried six times for 20 yards at Georgia Tech ... earned ACC Rookie of the Week honors at Wake Forest, recording a career-high 163 yards on 10 carries with rushing touchdowns of 65 and 52 yards ... joined Travis Etienne and Adam Choice as part of a trio that became the first group of three backs in school history to each rush for 125 yards in a single contest ... had 25 yards and a rushing touchdown on four carries vs. No. 16 NC State ... posted 116 yards and a touchdown on four carries vs. Louisville, and his four carries were the fewest by a Clemson player in a 100-yard rushing day in school history ... gained 18 yards on three carries at No. 17 Boston College ... repeated a three-carry, 18-yard performance vs. Duke ... gained 38 yards on five carries vs. South Carolina ... rushed four times for five yards with a touchdown against Pitt ... gained 11 yards on six carries vs. No. 3 Notre Dame in the Cotton Bowl.

Before Clemson: No. 171 player in the nation by ESPN ... No. 10 running back in the nation by ESPN and Rivals ... No. 23 player in Georgia by ESPN ... had 5,174 yards and 73 touchdowns on 629 carries in his career ... had 88 overall touchdowns in his career ... had 536 points in his 37 career games ... had 76 receptions for 1,088 yards and nine touchdowns in his career ... had 7,201 all-purpose yards in his career ... had 108 yards per game and 8.9 yards per carry in six games as a senior, as he was limited by injury ... had 11 rushing touchdowns and 13 overall touchdowns as a senior ... had 1,914 yards and 35 touchdowns on 229 carries as a junior ... had 38 overall touchdowns as a junior ... had 1,311 yards and 14 touchdowns on 156 carries as a sophomore ... had 23 overall touchdowns as a sophomore ... had 1,301 yards and 13 touchdowns on 171 carries as a freshman ... coached by Mark Wilson ... recruited by Robbie Caldwell and Tony Elliott.

Personal: Born Feb. 18, 1999 ... majoring in communication.

DIXON CAREER STATS

| Year | G-S | Snaps | Car | Yds | Avg | TD | LG | Rec | Yds | TD |
|--------|------|-------|-----|------|-----|----|----|-----|-----|----|
| 2018 | 13-0 | 106 | 62 | 547 | 8.8 | 5 | 65 | 1 | 41 | 0 |
| 2019 | 15-0 | 283 | 104 | 635 | 6.1 | 6 | 32 | 14 | 121 | 0 |
| Totals | 28-0 | 389 | 166 | 1182 | 7.1 | 11 | 65 | 15 | 162 | 0 |



CARSON DONNELLY

S • 5-10 • 185 • *SO. • 1VL
BIRMINGHAM, ALA.
BRIARWOOD CHRISTIAN SCHOOL

Enters 2020 having appeared in nine career games.

2019: Had a tackle while contributing primarily on special teams in eight games ... made season debut on special teams vs. Georgia Tech ... played on special teams vs. Charlotte, vs. Florida State, vs. Boston College, vs. Wofford, vs. Wake Forest and at South Carolina ... had a tackle vs. No. 22 Virginia.

2018: Made Clemson debut on special teams vs. Louisville in his lone appearance of his redshirt season.

Before Clemson: Helped Briarwood Christian School to a 12-2 record as a junior ... had 62 tackles, five interceptions and eight pass breakups as a junior ... had eight games with at least five tackles, including 13 tackles in the season opener, as a junior ... had six career interceptions ... coached by Fred Yancey at Briarwood Christian School.

Personal: His father, Chris, was a teammate of Clemson head coach Dabo Swinney at Alabama ... pre-business major ... born June 28, 2000 ... two-time ACC Honor Roll selection (2018-19).

DONNELLY CAREER STATS

| Year | G-S | Snaps | Hit | Ast | Tot | TFL | Sacks | Int | QP | PBU | CF-RF |
|--------|-----|-------|-----|-----|-----|-----|-------|-----|----|-----|-------|
| 2018 | 1-0 | 0 | 0 | 0 | 0 | 0-0 | 0-0 | 0-0 | 0 | 0 | 0-0 |
| 2019 | 8-0 | 0 | 1 | 0 | 1 | 0-0 | 0-0 | 0-0 | 0 | 0 | 0-0 |
| Totals | 9-0 | 0 | 1 | 0 | 1 | 0-0 | 0-0 | 0-0 | 0 | 0 | 0-0 |



MICHEL DUKES

RB • 5-10 • 195 • SO. • 1VL
CHARLESTON, S.C.
FIRST BAPTIST SCHOOL

Enters 2020 with 150 rushing yards and two touchdowns on 32 carries in 69 snaps over 10 games.


2019: Recorded 150 rushing yards and two touchdowns on 32 carries in 69 snaps over 10 games ... rushed seven times for 30 yards in collegiate debut vs. Georgia Tech ... gained three yards on his lone carry at Syracuse ... scored his first career touchdown on a 24-yard run amidst a four-carry, 46-yard rushing performance vs. Charlotte ... rushed three times for 19 yards vs. Boston College ... gained 10 yards on three carries and a touchdown at NC State ... gained 18 yards on three carries vs. Wake Forest ... gained 10 yards on three carries vs. No. 22 Virginia.

Before Clemson: Ranked by 247Sports as one of the top-50 running backs in the nation and as the No. 13 player at any position in South Carolina ... rated by Rivals.com as the No. 21 player in the state ... No. 17 player in South Carolina by ESPN ... PrepStar All-Atlantic Region pick ... had 685 career carries for 8,762 rushing yards and 117 rushing touchdowns as well as 34 receptions for 743 yards and nine receiving touchdowns ... led his team to an 11-2 record and a state runner-up finish as a senior ... rushed 188 times for 2,030 yards with 29 rushing touchdowns and had 11 receptions for 136 yards and two receiving touchdowns in 2018 ... won Lonnie Robinson Memorial Award as SCISA Player of the Year and shared All-Lowcountry Player of the Year honors ... had 335 rushing yards in his penultimate game, a win over Porter-Gaud in the SCISA AAA semifinals ... helped team to SCISA AA titles in 2016 and 2017 ... coached by Johnny Waters ... primary Clemson recruiter was Tony Elliott.

Personal: Born Nov. 4, 2000 ... majoring in communication.

DUKES CAREER STATS

| Year | G-S | Snaps | Car | Yds | Avg | TD | LG | Rec | Yds | TD |
|------|------|-------|-----|-----|-----|----|----|-----|-----|----|
| 2019 | 10-0 | 69 | 32 | 150 | 4.7 | 2 | 24 | 0 | 0 | 0 |



HAMPTON EARLE

WR • 5-10 • 180 • *FR. • RS
CLEMSON, S.C.
DANIEL HS

Walk-on who appeared in four games while redshirting in 2019.


2019: Made his debut vs. Charlotte ... ACC Honor Roll selection.

Before Clemson: Lettered at Daniel High School.

Personal: Born March 16, 2001 ... majoring in criminal justice.

EARLE CAREER STATS

| Year | G-S | Snaps | Rec | Yds | Avg | TD | LG |
|------|-----|-------|-----|-----|-----|----|-----|
| 2019 | 4-0 | 10 | 0 | 0 | --- | 0 | --- |



NICK EDDIS

DT • 5-11 • 265 • *JR. • SQ
LAWRENCE, KAN.
LAWRENCE FREE STATE HS

Original walk-on from the state of Kansas.

2019: Did not appear in game action.

Before Clemson: Competed at Lawrence Free State High School in Kansas and studied at Tri-County Technical College prior to joining the Tigers in 2019.

Personal: Born June 21, 1999 ... majoring in criminal justice.



JACOB EDWARDS

OL • 6-2 • 295 • *JR. • 1VL
VESTAVIA HILLS, ALA.
VESTAVIA HILLS HS

Original walk-on who has played six career games ... transitioned from defensive line to offensive line.

2019: Played three snaps in four games ... played vs. Charlotte, Florida State, Wofford and Wake Forest.

2018: Played two snaps in his debut vs. Georgia Southern ... appeared on special teams vs. NC State.

2017: Redshirted.

Before Clemson: Lettered at Vestavia Hills High School.

Personal: Born April 10, 1999 ... his identical twin brother, James, plays football at Clemson ... majoring in parks, recreation and tourism management ... completed a microinternship with Elliott Realty in 2019.

JAC. EDWARDS CAREER STATS

| Year | G-S | Snaps | Hit | Ast | Tot | TFL | Sacks | Int | QP | PBU | CF-RF |
|--------|-----|-------|-----|-----|-----|-----|-------|-----|----|-----|-------|
| 2018 | 2-0 | 2 | 0 | 0 | 0 | 0-0 | 0-0 | 0-0 | 0 | 0 | 0-0 |
| 2019 | 4-0 | 0 | 0 | 0 | 0 | 0-0 | 0-0 | 0-0 | 0 | 0 | 0-0 |
| Totals | 6-0 | 2 | 0 | 0 | 0 | 0-0 | 0-0 | 0-0 | 0 | 0 | 0-0 |



JAMES EDWARDS

DT • 6-2 • 295 • *JR. • 1VL
VESTAVIA HILLS, ALA.
VESTAVIA HILLS HS

Original walk-on who has played 11 career games.

2019: Played 12 defensive snaps in nine games ... made a tackle vs. Charlotte.

2018: Played on special teams vs. Furman and one defensive snap vs. Georgia Southern.

2017: Redshirted.

Before Clemson: Lettered at Vestavia Hills High School.

Personal: Born April 10, 1999 ... his identical twin brother, Jacob, plays football at Clemson ... majoring in parks, recreation and tourism management ... completed a microinternship with Elliott Realty in 2019.

JAM. EDWARDS CAREER STATS

| Year | G-S | Snaps | Hit | Ast | Tot | TFL | Sacks | Int | QP | PBU | CF-RF |
|--------|------|-------|-----|-----|-----|-----|-------|-----|----|-----|-------|
| 2018 | 2-0 | 1 | 0 | 0 | 0 | 0-0 | 0-0 | 0-0 | 0 | 0 | 0-0 |
| 2019 | 9-0 | 12 | 1 | 0 | 1 | 0-0 | 0-0 | 0-0 | 0 | 0 | 0-0 |
| Totals | 11-0 | 13 | 1 | 0 | 1 | 0-0 | 0-0 | 0-0 | 0 | 0 | 0-0 |

VETERAN BIOS



WILL EDWARDS

OT • 6-5 • 255 • *SO. • SQ
GREENVILLE, S.C.
WADE HAMPTON HS

TIGERS

67 Joined Clemson during the 2019 season.

2019: Played five snaps in two games ... made Clemson debut vs. Charlotte ... played four snaps vs. Wofford.

Before Clemson: Completed prep career at Wade Hampton High School in Greenville, S.C.

Personal: Pre-business major.



TRAVIS ETIENNE

RB • 5-10 • 210 • SR. • 3VL
JENNINGS, LA.
JENNINGS HS

TIGERS

9 Burst onto the scene as one of the nation's most explosive running

backs in 2017 and followed up with record-breaking 2018 and 2019 years as a sophomore and junior ... has 518 career carries for 4,038 yards (7.8 avg.) with a school and ACC-record 56 rushing touchdowns plus 54 career receptions for 567 yards and six receiving touchdowns in 43 career games (40 starts) ... enters 2020 as the Clemson and ACC career leader in rushing touchdowns (56), total touchdowns (60) and points by a non-kicker (372) and will open the 2020 season as the nation's active leader in each category plus career rushing yards (4,038) ... back-to-back ACC Player of the Year in 2018 and 2019 who became the first running back to win the award in consecutive years since Mike Voight in 1975-76 ... is the only player in school history with multiple 1,500-yard rushing seasons and is one of only 16 Power Five players since 2000 to reach the 1,500-yard mark in multiple seasons, joining AJ Dillon, Ameer Abdullah, Christian McCaffrey, Dalvin Cook, Darren McFadden, Ezekiel Elliott, Jonathan Taylor, Ka'Deem Carey, Kendall Hunter, Lamar Jackson, LaMichael James, Melvin Gordon, Montee Ball, Ray Rice and Steven Jackson ... set single-season school records in 2018 in rushing yards (1,658), yards per carry (8.1), rushing touchdowns (24), total touchdowns (26) and points scored (156).

2019: Maxwell Award semifinalist ... Doak Walker Award semifinalist ... Walter Camp Player of the Year Semifinalist ... second-team All-America selection by all five NCAA-recognized selectors ... ACC Player of the Year, an honor he won for the second straight season ... first-team All-ACC selection ... ACC Honor Roll selection ... recorded 1,614 yards on 207 carries (7.8) and 19 rushing touchdowns plus 37 catches for 432 yards and four receiving touchdowns in 579 snaps over 15 games (all starts) ... posted a career-high 205 yards and matched his career high with three rushing touchdowns on 12 carries against Georgia Tech ... earned Maxwell Award Player of the Week, ACC Running Back of the Week and team offensive player of the week honors for the performance ... scored on a 90-yard touchdown run against Georgia Tech, setting a Memorial Stadium record and tying the school record for longest run ... rushed 16 times for 53 yards and posted career highs in receptions (four) and receiving yards (52) vs. No. 12 Texas A&M ... gained 76 yards on 14 carries and caught three passes for 32 yards at Syracuse ... rushed 11 times for 61 yards with a touchdown vs. Charlotte ... gained 67 yards on 14 carries including a 13-yard rushing touchdown at North Carolina ... recorded 127 rushing yards on 17 carries, a 23-yard pass completion

and a three-yard receiving touchdown vs. Florida State, earning ACC Running Back of the Week and sharing team offensive player of the game honors ... eclipsed the 3,000-yard rushing mark for his career against Florida State, becoming the seventh player in school history to reach the milestone ... in that game, also became the first Clemson running back to complete a pass since C.J. Spiller on Nov. 14, 2009, at NC State ... rushed 14 times for 192 yards with one touchdown to share team offensive player of the game honors at Louisville, marking the 11th time in his career he averaged 10.0 yards per carry in a game on at least five attempts to tie Colin Kaepernick for the most by any FBS player since 2000 ... tied career high with three rushing touchdowns among his 16 carries for 109 yards vs. Boston College and also contributed three catches for 33 yards ... recorded a career-high 212 rushing yards on nine carries with two rushing touchdowns vs. Wofford, sharing team offensive player of the game honors ... reached 200 rushing yards for the third time in his career in that contest to break the school record for career 200-yard rushing games (two each by Ray Yauger, 1967-69; Terrence Flagler, 1982-86; Raymond Priestler, 1994-97; Andre Ellington, 2009-12) ... broke James Davis' school record (47 from 2005-08) for career rushing touchdowns with the two scores against Wofford and also reached the 1,000-yard mark in his ninth game of the season to tie Terrence Flagler's school record for fewest games needed to reach 1,000 rushing yards (nine in 1986) ... rushed 14 times for 112 yards with two rushing touchdowns and caught three passes for 31 yards with a receiving touchdown at NC State to earn ACC Running Back of the Week honors ... scored his 50th career rushing touchdown in the contest, joining James Conner and Lamar Jackson as the only players in ACC history to accomplish the feat ... earned ACC Running Back of the Week and shared team offensive player of the game honors for his 16-carry, 121-yard, one-touchdown performance vs. Wake Forest, in which he also caught three passes for 37 yards; the performance was his school-record sixth straight 100-yard rushing game, breaking five-game streaks by Kenny Flowers (1985) and Raymond Priestler (1996-97) ... broke James Conner's ACC records for rushing touchdowns (52) and total touchdowns (57) upon rushing for two touchdowns among his 51 yards on 15 carries at South Carolina ... rushed 14 times for 114 yards with a rushing touchdown vs. No. 22 Virginia, tying Wayne Gallman's school record with his 17th career 100-yard rushing game ... rushed for 36 yards on 10 carries with a touchdown and led Clemson with 98 receiving yards and two receiving touchdowns among his three receptions, including the 34-yard game-winner with 1:49 remaining, vs. No. 2 Ohio State in the Fiesta Bowl ... contributed 144 all-purpose yards vs. No. 1 LSU, including 78 yards and a touchdown on 15 carries, 36 yards on five receptions and a 30-yard kickoff return ... against LSU, broke Raymond Priestler's Clemson record for career rushing yards (3,966) and became the first 4,000-yard career rusher in Clemson history and ninth 4,000-yard rusher in ACC history.

2018: Doak Walker Award finalist ... Maxwell Award semifinalist ... first-team All-American by ESPN.com and Sporting News ... second-team All-American by the AFCA, AP, FWAA and Walter Camp ... also garnered second-team All-America status from CBS Sports, College Football News, Sports Illustrated and The Athletic ... ACC Player of the Year ... ACC Offensive Player of the Year ... first-team All-ACC ... unanimous first-team AP All-ACC selection that also garnered AP ACC Offensive Player of the Year ... Blanchard-Rodgers Trophy recipient as the best collegiate football player in or from South Carolina ... produced the most prolific rushing season in school history, producing a school-record 1,658 yards on 204 carries with a school-record 24 rushing touchdowns and 12 catches for 78 yards and two receiving touchdowns in 486 snaps over 15 games

(all starts) ... tied the ACC record for total touchdowns, as his 26 total touchdowns tied the previous record held by Pitt's James Conner since 2014 ... gained 63 yards on 11 carries with a touchdown run vs. Furman ... rushed eight times for 44 yards with a touchdown at Texas A&M ... collected a then-career-high 162 rushing yards and matched his then-career-high with two rushing touchdowns vs. Georgia Southern, collecting team offensive player of the week honors ... named ACC Running Back of the Week after an 11-carry, 122-yard performance at Georgia Tech that included one rushing touchdown and one receiving touchdown ... repeated as ACC Running Back of the Week and added team co-offensive player of the week honors against Syracuse after posting career highs in rushing attempts (27), rushing yards (203) and rushing touchdowns (three) ... the 200-yard rushing performance was only the 16th 200-yard rushing game in Clemson history and the first since Andre Ellington's 228-yard effort against Auburn in the 2012 season opener ... rushed 10 times for 167 yards with rushing touchdowns of 59, 3 and 70 yards at Wake Forest, becoming the first Clemson player to post back-to-back three-touchdown games on the ground since Travis Zachery in 1999 ... pushed his four-game rushing total to 654 yards, breaking Woodrow Dantzler's school record for most rushing yards in a four-game span (623 in 2000) ... rushed for three touchdowns among his 15 carries for 39 yards vs. No. 16 NC State, becoming the first player in Clemson history and only the fourth ACC player since 2000 to rush for three touchdowns in three consecutive games ... gained 45 yards on 10 carries at Florida State ... rushed eight times for 153 yards vs. Louisville with one rushing touchdown ... gained 78 yards on 11 carries at No. 17 Boston College, surpassing the 1,000-yard milestone on the season to mark only the ninth time in school history that a Clemson player rushed for 1,000 yards in a season in as few as 10 games ... rushed nine times for 81 yards with two touchdowns vs. Duke ... broke the school record for rushing touchdowns in a single season held previously by Lester Brown, James Davis and Wayne Gallman (17 each) in the midst of a 28-carry, 150-yard, two-touchdown effort vs. South Carolina ... collected ACC Championship Game MVP honors against Pitt after rushing 12 times for 156 yards with two touchdowns, including a 75-yard touchdown on the game's opening play from scrimmage ... broke Gallman's single-season school record on a 62-yard touchdown run in the midst of a 14-carry, 109-yard performance against No. 3 Notre Dame in the Cotton Bowl ... tied Clemson bowl record with three total touchdowns (two rushing and one receiving) against No. 1 Alabama in the National Championship Game, finishing the contest with 86 yards on 14 carries and five yards on his touchdown reception.

2017: Second-team All-ACC by Phil Steele ... Third-Team All-ACC selection ... All-ACC Academic selection ... had a team-high 766 yards and 13 touchdowns on 107 carries along with five receptions for 57 yards in 244 snaps over 13 games ... had 19 kickoff returns for a team-high 389 yards ... fourth in Clemson history in yards per carry (7.2) and tied for eighth in rushing touchdowns ... tied for 10th in the nation in carries of 50+ yards (4) ... sixth in the ACC in points (touchdowns) per game (6.0) ... had a game-high 81 yards and a touchdown on eight carries against Kent State on Sept. 2 ... had a game-high 98 yards and an 81-yard touchdown on six carries and two kickoff returns for 30 yards at No. 14 Louisville on Sept. 16 ... had a game-high 113 yards and two touchdowns on nine carries and a 26-yard kickoff return against Boston College on Sept. 23; named ACC Rookie-of-the-Week; received the Leather Helmet Award as the game MVP; named team co-offensive player-of-the-game ... had a team-high 67 yards and a touchdown on 15 carries against Wake Forest on Oct. 7 ... had a team-high 68 yards and a touchdown on five carries and two kickoff returns for 53 yards

VETERAN BIOS

at Syracuse on Oct. 13 ... had 43 yards and a touchdown on seven carries and two kickoff returns for 33 yards against Georgia Tech on Oct. 28 ... had 31 yards on eight carries, a 10-yard reception and two kickoff returns for 47 yards at No. 20 NC State on Nov. 4 ... had a game-high 97 yards and two touchdowns on 14 carries, a 16-yard reception and three kickoff returns for 45 yards against Florida State on Nov. 11; named ACC Rookie-of-the-Week; named team co-offensive player-of-the-game ... had 62 yards and two touchdowns on eight carries against The Citadel on Nov. 18 ... had a team-high 41 yards and a touchdown on nine carries, a 23-yard reception and two kickoff returns for 67 yards at South Carolina on Nov. 25 ... had a team-high 24 yards and a touchdown on six carries, two receptions for eight yards and a 23-yard kickoff return against No. 7 Miami (Fla.) in the ACC Championship Game on Dec. 2 ... had 22 yards on four carries and four kickoff returns for 65 yards against No. 4 Alabama.

Before Clemson: Clemson's last commitment in the class of 2017, he committed on Jan. 26 and signed just six days later ... top-125 prospect by ESPN, he ranks No. 114 overall, is the No. 13 running back and No. 4 player in the state of Louisiana ... No. 8 prospect in the state by 247 Sports ... helped Jennings High to an 11-2 record in 2016 and third round of the state playoffs ... had incredible senior year, rushing for 2,459 yards on just 211 attempts, an 11.7 yards per rush figure ... had 35 rushing touchdowns and 39 total touchdowns ... had two receiving and two on kickoff returns ... produced 100-yard games 12 out of 13 contests ... that includes six games with at least 200 rushing yards ... had at least one touchdown in every game and multiple touchdowns in 10 games ... averaged 22 yards per rush and scored five touchdowns against Brusly High in a state playoff game ... averaged 40 yards per kickoff return on just six attempts for the year ... had 2,799 all-purpose yards as a senior and 39 touchdowns for 222 total points ... as a junior, had 2,938 rushing yards over just 11 games, 267 per game ... had 42 touchdowns ... added five catches for 134 yards, a 27-yard average ... had 11 kickoff returns for 342 yards as well ... for his career, had 7,518 rushing yards in 42 games, 179 per game ... had 103 rushing touchdowns ... added 18 receptions for 421 yards for his career ... had 22 kickoff returns for 822 yards, a 37-yard average ... had 115 total touchdowns and 8,864 total yards ... played for Rusty Phelps at Jennings High ... three-time all-district three years and All-Parish performer ... all-state in 2015 and state AAA MVP in 2015 ... first-team All-Southwest Louisiana in 2015 and 2016, first-team All-Louisiana Coaches Association in 2015 and first-team All-USA Today Louisiana in 2015 ... his college decision came down to Clemson, LSU, Texas A&M and Tennessee ... first Clemson signee from Louisiana since Nick Watkins in 2003 ... wore #8 at Jennings in football and #13 in basketball ... recruited by Tony Elliott.

Personal: Born Jan. 26, 1999 ... majoring in sports communication.

| ETIENNE CAREER STATS | | | | | | | | | | |
|----------------------|--------------|-------------|------------|-------------|------------|-----------|-----------|-----------|------------|-----------------|
| Year | G-S | Snaps | Car | Yds | Avg | TD | LG | Rec | Yds | KOR |
| 2017 | 13-0 | 244 | 107 | 766 | 7.2 | 13 | 81 | 5 | 57 | 0 19-389 |
| 2018 | 15-15 | 486 | 204 | 1658 | 8.1 | 24 | 75 | 12 | 78 | 2 0-0 |
| 2019 | 15-15 | 579 | 207 | 1614 | 7.8 | 19 | 90 | 37 | 432 | 4 5-128 |
| Totals | 43-30 | 1309 | 518 | 4038 | 7.8 | 56 | 90 | 54 | 567 | 6 24-517 |



JUSTIN FOSTER

DE • 6-2 • 265 • SR. • 3VL
SHELBY, N.C.
CREST HS

TIGERS

Enters the 2020 season credited with 66 career tackles (17.5 for loss), seven sacks, a pass breakup, a forced fumble and

a fumble recovery in 756 snaps over 39 career games (13 starts).

2019: Honorable mention All-ACC selection ... All-ACC Academic selection ... credited with 41 tackles (10.5 for loss), 4.5 sacks, a pass breakup and a forced fumble in 492 snaps over 15 games (13 starts) ... made first career start vs. Georgia Tech, adding one tackle ... made two tackles vs. No. 12 Texas A&M ... added two tackles at Syracuse ... contributed four tackles and his first sack of the season vs. Charlotte ... posted one tackle vs. Florida State ... credited by the coaches with seven tackles (3.5 for loss), a career-high 2.0 sacks and a forced fumble at Louisville, earning ACC Defensive Lineman of the Week honors ... recorded two tackles vs. Boston College ... contributed one tackle vs. Wofford ... had two tackles (one for loss) and a pass breakup at NC State ... added a tackle for loss vs. Wake Forest ... made one tackle at South Carolina ... contributed three tackles vs. No. 22 Virginia in ACC Championship Game ... posted five tackles (1.5 for loss) including a half-sack vs. No. 2 Ohio State in the Fiesta Bowl ... recorded a sack among his three tackles vs. No. 1 LSU.


2018: Credited with 17 tackles (6.0 for loss), 2.0 sacks and a fumble recovery in 180 snaps in 15 games ... made three tackles in season opener vs. Furman ... recorded both the first sack and first fumble recovery of his career at Texas A&M ... added one tackle vs. Georgia Southern ... recorded a tackle at Wake Forest ... recorded one tackle in 12 snaps vs. NC State ... made five tackles, 2.5 of which went for a loss, at Florida State ... added a tackle vs. Duke ... contributed four tackles (1.5 for loss including a sack) as Clemson held No. 3 Notre Dame to three points in the Cotton Bowl.

2017: Had eight tackles, a tackle for loss and 0.5 sacks in 84 snaps over nine games ... had four tackles and 0.5 tackles for loss in 25 snaps against The Citadel on Nov. 18 ... had 0.5 sacks in 21 snaps against No. 7 Miami (Fla.) in the ACC Championship Game on Dec. 2.

Before Clemson: National top-100 prospect according to ESPN, he played in the US Army All-Star Game in San Antonio, Texas ... rated as No. 73 overall prospect in the nation and No. 1 in the state of North Carolina by ESPN, who also has him as the fifth-best player at his position ... rated No. 152 in the nation by 247 Sports, third-best in North Carolina and No. 11 at his position ... No. 218 overall, No. 9 in the region and No. 15 at his position by Scout ... No. 6 prospect in the state and No. 18 at his position ... from the same area as 2016 All-American Carlos Watkins ... played for North Carolina in the Shrine Bowl in December 2016 ... started on Crest's AAA state championship teams of 2014 and 2015; the Chargers reached the playoffs again in 2016 ... played for Coach Will Clark ... team finished 9-4 as a senior when he had a career-high 83 tackles, 14 for loss and six sacks ... as a junior, had 67 tackles, including 12 for loss in helping Crest to a perfect season ... had 10 tackles in the state championship game as a junior ... started as a sophomore and had 57 tackles, including seven for loss ... had 207 tackles and 33 tackles for loss his last three years of high school ... committed to Clemson on Oct. 10 at halftime of his game ... also considered Notre Dame and Tennessee ... averaged 12 points per game and shot 64 percent from the field on the hardwood as a freshman ... averaged 10 points per game on a 23-5 team as a sophomore ... had 17 points and nine rebounds in his first basketball game in November 2013 ... wore #35 in football and #44 in basketball ... recruited by Dan Brooks.

Personal: Born Nov. 6, 1998 ... majoring in construction science & management ... two-time ACC Honor Roll selection (2018-19).

| FOSTER CAREER STATS | | | | | | | | | | | | |
|---------------------|--------------|------------|-----------|-----------|-----------|----------------|-------------|------------|-----------|----------|------------|--|
| Year | G-S | Snaps | Hit | Ast | Tot | TFL | Sacks | Int | QP | PBU | CF-RF | |
| 2017 | 9-0 | 84 | 5 | 3 | 8 | 1-6 | 0.5-4 | 0-0 | 0 | 0 | 0-0 | |
| 2018 | 15-0 | 180 | 10 | 7 | 17 | 6-41 | 2-6 | 0-0 | 2 | 0 | 0-1 | |
| 2019 | 15-13 | 492 | 24 | 17 | 41 | 10.5-34 | 4.5-24 | 0-0 | 12 | 1 | 1-0 | |
| Totals | 39-13 | 756 | 39 | 27 | 66 | 17.5-81 | 7-34 | 0-0 | 14 | 1 | 1-1 | |



BRADEN GALLOWAY

TE • 6-4 • 240 • JR. • 2VL
ANDERSON, S.C.
SENECA HS

TIGERS

Enters 2020 having previously recorded seven catches for 112 yards with a touchdown in 152 snaps over 14 career games.

2019: Played 65 snaps across the final two games of the season, catching two passes for 60 yards ... made season debut vs. No. 2 Ohio State, playing 33 snaps in Clemson's 16-point comeback win in the Fiesta Bowl ... caught two passes for 60 yards, including a career-long 42 yarder, vs. No. 1 LSU.

2018: Recorded five receptions for 52 yards and a touchdown in 87 snaps over 12 games ... caught a touchdown pass and gained 34 yards on three receptions in his collegiate debut vs. Furman ... recorded a 20-yard reception vs. Georgia Southern ... caught one pass at Wake Forest.

Before Clemson: Played tight end and quarterback at nearby Seneca High School ... had 50 receptions for 834 yards and nine touchdowns as a senior; suffered a foot injury that forced him to miss six weeks ... No. 13 player in South Carolina by Rivals and No. 15 by 247Sports ... No. 1 tight end in South Carolina by Scout ... did not play football until his junior year ... region player-of-the-year in basketball as a junior, when he averaged 20.1 points and 8.1 rebounds ... averaged 15.9 points per game as a sophomore ... made 100 three-pointers in his sophomore and junior seasons ... from the same school as former Clemson All-American and Steeler great Bennie Cunningham ... coached by Hal Capps at Seneca High School ... recruited by Danny Pearman and Brent Venables ... enrolled in January 2018.

Personal: Born April 2, 2000 ... majoring in sports communication ... completed a microinternship with Adobe in 2019.

| GALLOWAY CAREER STATS | | | | | | | |
|-----------------------|-------------|------------|----------|------------|-------------|----------|-----------|
| Year | G-S | Snaps | Rec | Yds | Avg | TD | LG |
| 2018 | 12-0 | 87 | 5 | 52 | 10.4 | 1 | 20 |
| 2019 | 2-0 | 65 | 2 | 60 | 30.0 | 0 | 42 |
| Totals | 14-0 | 152 | 7 | 112 | 16.0 | 1 | 42 |



MARIO GOODRICH

CB • 6-0 • 190 • JR. • 2VL
KANSAS CITY, MO.
LEE'S SUMMIT WEST HS

TIGERS

Enters 2020 credited with 20 tackles (0.5 for loss) and five pass breakups in 318 snaps over 27 games.

2019: Credited with 13 tackles (0.5 for loss) and two pass breakups in 205 snaps over 13 games ... credited with a tackle vs. Georgia Tech ... recorded two tackles vs. No. 12 Texas A&M ... recorded his first career interception at Syracuse, seizing momentum by giving Clemson the ball back one play after a giveaway by Clemson's offense ... added a tackle vs. Charlotte and at North Carolina ... broke up a pass vs. Boston College ... posted two tackles at NC State ... credited with two tackles (0.5 for loss) vs. Wake Forest ... recorded four tackles at South Carolina ... ACC Honor Roll selection.

2018: Credited with seven tackles and three pass breakups in 113 snaps over 14 games ... played 14 snaps in his collegiate debut vs. Furman ... notched the first pass breakup of his collegiate career on a fourth down at Wake Forest ... contributed a tackle and a pass breakup at Florida State ... recorded two tackles and a pass breakup vs. Louisville ... added a tackle vs. Duke



VETERAN BIOS

... made a stop on special teams vs. South Carolina ... posted a tackle vs. No. 3 Notre Dame in the Cotton Bowl ... recorded a tackle vs. No. 1 Alabama in the National Championship Game.

Before Clemson: Played defensive back and wide receiver at Lee's Summit West High School ... No. 99 player in the nation by Rivals, No. 114 player by 247Sports, No. 133 player by PrepStars and No. 148 player by ESPN ... No. 6 cornerback in the nation by 247Sports, No. 13 cornerback by Rivals, No. 18 cornerback by PrepStars and No. 19 cornerback by ESPN ... No. 3 player in Missouri by Rivals, No. 4 player by 247Sports and No. 4 player by ESPN ... had 140 tackles, 13 tackles for loss, 11 interceptions and five for touchdowns and 24 pass breakups in his career ... had 38 receptions for 641 yards and nine touchdowns in his career ... had 22 touchdowns in his career ... had 26 kickoff returns for 721 yards and 28 punt returns for 487 yards in his career ... scored a touchdown five different ways over his high school career ... had 49 tackles and 15 pass breakups as a senior ... played in the Offense/Defense All-American game ... four-year letterman in basketball ... first Tiger signee on record from Missouri ... coached by Vincent Careswell at Lee's Summit West High School ... recruited by Mike Reed.

Personal: Born Jan. 12, 2000 ... majoring in sports communication.

GOODRICH CAREER STATS

| Year | G-S | Snaps | Hit | Ast | Tot | TFL | Sacks | Int | QP | PBU | CF | CF-RF |
|---------------|-------------|------------|-----------|----------|-----------|------------|------------|------------|----------|----------|------------|-------|
| 2018 | 14-0 | 113 | 4 | 3 | 7 | 0-0 | 0-0 | 0-0 | 0 | 3 | 0-0 | |
| 2019 | 13-0 | 205 | 8 | 5 | 13 | 0-1 | 0-0 | 1-0 | 0 | 2 | 0-0 | |
| Totals | 27-0 | 318 | 12 | 8 | 20 | 0-1 | 0-0 | 1-0 | 0 | 5 | 0-0 | |



HAMP GREENE

WR • 5-9 • 165 • *FR. • RS
BIRMINGHAM, ALA.
MOUNTAIN BROOK HS

TIGERS

Walk-on who saw action in four games while redshirting in 2019.

2019: Played 15 snaps in four games while redshirting ... made collegiate debut vs. Georgia Tech ... also saw action vs. Charlotte, vs. Boston College and vs. Wofford ... ACC Honor Roll selection.

Before Clemson: Competed at Mountain View High School.

Personal: Born Dec. 6, 2000 ... pre-business major.

H. GREENE CAREER STATS

| Year | G-S | Snaps | Rec | Yds | Avg | TD | LG |
|------|-----|-------|-----|-----|-----|----|-----|
| 2019 | 4-0 | 15 | 0 | 0 | --- | 0 | --- |



K.J. HENRY

DE • 6-4 • 250 • *SO. • 2VL
WINSTON-SALEM, N.C.
WEST FORSYTH HS

TIGERS

Enters 2020 having registered 31 career tackles (6.5 for loss), 2.0 sacks, three pass breakups and a fumble recovery in 389 snaps over 19 career games.

2019: Credited with 22 tackles (4.5 for loss), two sacks and three pass breakups in 350 snaps in 15 games ... recorded two tackles including a sack vs. Georgia Tech ... posted a tackle vs. No. 12 Texas A&M ... added a tackle, a half-sack and a pass breakup at Syracuse ... made one tackle and broke up two passes vs. Charlotte ... contributed one tackle at North Carolina and vs. Florida State ... added two tackles at Louisville ... posted three tackles including a half-sack vs. Boston College ... recorded two tackles including one for loss vs. Wofford ... made three tackles at NC State

... shared a tackle for loss vs. Wake Forest ... added two tackles vs. No. 22 Virginia in ACC Championship Game ... posted two tackles (0.5 for loss) vs. No. 1 LSU ... ACC Honor Roll selection.

2018: Played 39 snaps in four games while redshirting and was credited with nine tackles (2.0 for loss) and a fumble recovery in that time ... made debut with one tackle and a fumble recovery in 13 snaps vs. Furman ... registered a career-high five tackles, including two for loss, playing near his hometown at Wake Forest.

Before Clemson: No. 6 player in the nation by ESPN, No. 14 by 247Sports, No. 26 by Rivals and No. 27 by PrepStars ... No. 3 defensive end in the nation by 247Sports, ESPN and Rivals ... No. 2 player in North Carolina by Rivals ... second-team All-American by USA Today ... played in Under Armour All-American Game ... scored 1,156 points in 115 career basketball games ... averaged 16 points and seven rebounds per game as a junior ... coached by Adrian Snow at West Forsyth High School ... recruited by Todd Bates and Mike Reed ... enrolled at Clemson in January 2018.

Personal: Born Jan. 27, 1999 ... majoring in sports communication ... completed a microinternship with Buntly in 2018.

HENRY CAREER STATS

| Year | G-S | Snaps | Hit | Ast | Tot | TFL | Sacks | Int | QP | PBU | CF | CF-RF |
|---------------|-------------|------------|-----------|-----------|-----------|---------------|-------------|------------|----------|----------|------------|-------|
| 2018 | 4-0 | 39 | 6 | 3 | 9 | 2-6 | 0-0 | 0-0 | 0 | 0 | 0-1 | |
| 2019 | 15-0 | 350 | 9 | 13 | 22 | 4.5-16 | 2-11 | 0-0 | 3 | 3 | 0-0 | |
| Totals | 19-0 | 389 | 15 | 16 | 31 | 6.5-22 | 2-11 | 0-0 | 3 | 3 | 0-1 | |



JAKE HERBSTREIT

CB • 5-11 • 170 • *FR. • RS
NASHVILLE, TENN.
MONTGOMERY BELL ACADEMY

TIGERS

Walk-on who appeared in four games while redshirting in the 2019 season.


2019: Played in four games while redshirting ... made his Clemson debut vs. Charlotte, actually appearing at wide receiver instead of cornerback in the contest ... played on special teams vs. Boston College, Wofford and Wake Forest ... ACC Honor Roll selection.

Before Clemson: Completed his prep career at Montgomery Bell Academy.

Personal: Son of ESPN commentator Kirk Herbstreit ... born June 18, 2000 ... pre-business major.

J. HERBSTREIT CAREER STATS

| Year | G-S | Snaps | Hit | Ast | Tot | TFL | Sacks | Int | QP | PBU | CF | CF-RF |
|------|-----|-------|-----|-----|-----|-----|-------|-----|----|-----|-----|-------|
| 2019 | 4-0 | 0 | 0 | 0 | 0 | 0-0 | 0-0 | 0-0 | 0 | 0 | 0-0 | |



TYE HERBSTREIT

WR • 5-10 • 165 • *FR. • RS
NASHVILLE, TENN.
MONTGOMERY BELL ACADEMY

TIGERS

Walk-on who appeared in four games while redshirting in the 2019 season.

2019: Appeared in four games while redshirting ... made collegiate debut vs. Georgia Tech ... also saw action vs. Charlotte, vs. Boston College and vs. Wofford ... ACC Honor Roll selection.

Before Clemson: Completed his prep career at Montgomery Bell Academy.

Personal: Son of ESPN commentator Kirk Herbstreit ... born June 18, 2000 ... pre-business major.

T. HERBSTREIT CAREER STATS

| Year | G-S | Snaps | Rec | Yds | Avg | TD | LG |
|------|-----|-------|-----|-----|-----|----|-----|
| 2019 | 4-0 | 11 | 0 | 0 | --- | 0 | --- |



JOSH JACKSON

WR • 6-1 • 190 • *SR. • 1VL
GREENVILLE, S.C.
CHRIST CHURCH EPISCOPAL SCHOOL

TIGERS

Enters 2020 having played 11 career games.

2019: Appeared in six games ... made season debut vs. Georgia Tech ... also saw action vs. Charlotte, Florida State, Boston College, Wofford and Wake Forest.

2018: Played eight combined snaps against Furman, NC State, Louisville and Duke.

2017: Played one game, which came against The Citadel on Nov. 18.

Before Clemson: Lettered at Christ Church Episcopal School.

Personal: Born Nov. 11, 1997 ... majoring in elementary education ... three-time ACC Honor Roll selection (2017-19).

JACKSON CAREER STATS

| Year | G-S | Snaps | Rec | Yds | Avg | TD | LG |
|---------------|-------------|-----------|----------|----------|------------|----------|------------|
| 2017 | 1-0 | 0 | 0 | 0 | --- | 0 | --- |
| 2018 | 4-0 | 8 | 0 | 0 | --- | 0 | --- |
| 2019 | 6-0 | 14 | 0 | 0 | --- | 0 | --- |
| Totals | 11-0 | 22 | 0 | 0 | --- | 0 | --- |



DARNELL JEFFERIES

DT • 6-2 • 280 • *SO. • 1VL
COVINGTON, GA.
NEWTON HS

TIGERS

Enters 2020 with 14 tackles (one for loss) and a half sack in 120 career snaps over 16 games.

2019: Credited with 14 tackles (one for loss) including a half-sack in 118 snaps over 15 games ... posted a tackle vs. No. 12 Texas A&M ... added two tackles vs. Charlotte ... recorded two tackles at Louisville ... contributed three tackles (0.5 for loss) vs. Boston College ... added another three tackles vs. Wofford ... split a sack vs. Wake Forest.

2018: Made Clemson debut vs. Louisville, playing two snaps in his lone appearance of his redshirt season.

Before Clemson: Had 65 tackles, 19 tackles for loss and seven sacks in 11 games as a senior ... had seven catches for 70 yards and a touchdown as a tight end as a senior ... region defensive player-of-the-year as a senior ... No. 22 defensive tackle in Georgia by ESPN ... had 76 tackles, five tackles for loss, two sacks and 42 quarterback pressures as a junior ... played basketball and ran track as a junior ... coached by Terrance Banks at Newton High School ... recruited by Todd Bates and Tony Elliott ... enrolled at Clemson in January 2018.

Personal: Born July 10, 1999 ... majoring in parks, recreation and tourism management ... two-time ACC Honor Roll selection (2018-19).

JEFFERIES CAREER STATS

| Year | G-S | Snaps | Hit | Ast | Tot | TFL | Sacks | Int | QP | PBU | CF | CF-RF |
|---------------|-------------|------------|----------|----------|-----------|------------|--------------|------------|----------|----------|------------|-------|
| 2018 | 1-0 | 2 | 0 | 0 | 0 | 0-0 | 0-0 | 0-0 | 0 | 0 | 0-0 | |
| 2019 | 15-0 | 118 | 5 | 9 | 14 | 1-4 | 0.5-4 | 0-0 | 0 | 0 | 0-0 | |
| Totals | 16-0 | 120 | 5 | 9 | 14 | 1-4 | 0.5-4 | 0-0 | 0 | 0 | 0-0 | |



TAYQUON JOHNSON

DT/OL • 6-2 • 320 • *FR. • RS
WILLIAMSPORT, MD.
WILLIAMSPORT HS

TIGERS

Played three games on the defensive line while redshirting in the 2019 season.

VETERAN BIOS

2019: Appeared in three games while redshirting ... made collegiate debut vs. Charlotte ... saw action vs. Wofford and vs. Wake Forest.

Before Clemson: Ranked as seventh-best player in Maryland by ESPN.com, which ranked him as 22nd-best defensive tackle in the nation ... ranked as eighth-best player in Maryland and No. 29 defensive tackle by Rivals.com ... ranked as 11th-best player in Maryland and 33rd-best defensive tackle in nation by 247Sports ... joined the Williamsport football program in the Spring of 2017 ... team captain in 2017 & 2018 ... Herald-Mail Defensive Player of the Year in 2017 and 2018 ... Washington County (Md.) Coaches Defensive Player of the Year in 2018 ... Herald-Mail All Area Team as both offensive lineman and defensive lineman in 2017 and 2018 ... led Williamsport High to best season in 20 years in 2017 ... anchored best defense in school history in 2017 ... over his last two years, had 184 tackles, 44 tackles for loss and 12 sacks ... had eight rushing touchdowns on goal line situations over 2017 and 2018 ... after senior season was invited to USA Football National Team to participate in the 2019 International Bowl ... also an outstanding wrestler, finished third in the heavyweight division as a junior, his first year of competition ... honor Roll student ... member of Program Leadership Council 2017 and 2018 ... played his high school football at Williamsport High School for Tim Small ... Clemson recruiters were Todd Bates and Mike Reed ... committed to Clemson on May 14, 2018.

Personal: Born Dec. 27, 2000 ... first name is pronounced TAY-kwan ... majoring in criminal justice.

JOHNSON CAREER STATS

| Year | G-S | Snaps | Hit | Ast | Tot | TFL | Sacks | Int | QP | PBU | CF | CF-RF |
|------|-----|-------|-----|-----|-----|-----|-------|-----|----|-----|----|-------|
| 2019 | 3-0 | 7 | 0 | 0 | 0 | 0-0 | 0-0 | 0-0 | 0 | 0 | 0 | 0-0 |



MIKE JONES JR.

LB • 6-0 • 215 • *SO. • 1VL
NASHVILLE, TENN.
IMG (FLA.) ACADEMY

TIGERS

6

Enters 2020 credited with 22 career tackles (4.0 for loss), a forced fumble and a pass breakup in 196 snaps over 18 career games.

2019: Credited with 19 tackles (4.0 for loss) a forced fumble and a pass breakup in 181 snaps over 15 games ... contributed to wins against Georgia Tech and No. 12 Texas A&M ... added four tackles (one for loss) at Syracuse ... made three tackles vs. Charlotte ... added a tackle vs. Florida State and at Louisville ... recorded two tackles, both for loss, vs. Boston College ... contributed two tackles (one for loss) and his first career forced fumble vs. Wofford ... made three tackles at NC State ... posted two tackles vs. Wake Forest ... broke up a pass on a fourth-down stop at South Carolina ... added one tackle vs. No. 22 Virginia in the ACC Championship Game ... played on special teams vs. No. 2 Ohio State and No. 1 LSU.

2018: Credited with three tackles in 15 snaps in three games while redshirting ... posted three tackles in 13 snaps in his collegiate debut vs. NC State ... also saw action vs. Louisville and Duke.

Before Clemson: No. 208 player in the nation by ESPN and No. 210 player by 247Sports ... No. 10 outside linebacker in the nation by ESPN and No. 15 outside linebacker by 247Sports ... played in Under Armour All-American Game ... played two years at IMG (Fla.) Academy, helping it to a No. 2 final national ranking and 9-0 record as a senior, and a No. 4 national ranking and an 11-0 record as a junior ... had 22 tackles, five tackles for loss, five pass breakups and a recovered fumble as a junior ... had 11 passing touchdowns and 10 rushing touchdowns along with 60 tackles and

13 sacks as a freshman ... teammate of fellow Tiger signee Xavier Thomas ... coached by Kevin Wright at IMG Academy ... recruited by Tony Elliott and Brent Venables ... enrolled at Clemson in January 2018.

Personal: Born Dec. 19, 1998 ... majoring in communication ... completed a microinternship with Synnex in 2019 ... two-time ACC Honor Roll selection (2018-19).

M. JONES CAREER STATS

| Year | G-S | Snaps | Hit | Ast | Tot | TFL | Sacks | Int | QP | PBU | CF | CF-RF |
|--------|------|-------|-----|-----|-----|-----|-------|-----|----|-----|----|-------|
| 2018 | 3-0 | 15 | 1 | 2 | 3 | 0-0 | 0-0 | 0-0 | 0 | 0 | 0 | 0-0 |
| 2019 | 15-0 | 181 | 14 | 5 | 19 | 4-9 | 0-0 | 0-0 | 4 | 1 | 1 | 1-0 |
| Totals | 18-0 | 196 | 15 | 7 | 22 | 4-9 | 0-0 | 0-0 | 4 | 1 | 1 | 1-0 |



SHERIDAN JONES

CB • 6-0 • 180 • SO. • 1VL
NORFOLK, VA.
MAURY HS

TIGERS

26

Enters 2020 credited with six tackles, a fumble recovery and a pass breakup in 140 defensive snaps over 14 games.


2019: Had six tackles, a fumble recovery and a pass breakup in 140 defensive snaps over 14 games ... recorded a pass broken up in collegiate debut vs. Georgia Tech ... added two tackles vs. Charlotte ... posted a tackle vs. Florida State and vs. Boston College ... registered a tackle and fumble recovery vs. Wofford ... added a tackle at NC State ... ACC Honor Roll selection.

Before Clemson: Ranked among the top 100 players in the nation by ESPN.com and Rivals ... ESPN.com ranked Jones as 69th-best overall player, second-best player in the state of Virginia and seventh-best cornerback in the nation ... ranked 91st overall by Rivals, fourth-best from the state of Virginia and ninth-best cornerback in the nation ... 247Sports ranked him as eighth-best player in Virginia ... two-way player, who had 45 tackles, two interceptions, one he returned for a score, in 2018 ... had 17 receptions for 347 yards and two scores ... coached by Dyrri McCain ... Clemson recruiters were Mike Reed and Brent Venables ... committed to Clemson on April 20, 2018 ... enrolled at Clemson in January 2019.

Personal: Born Oct. 25, 2000 ... majoring in communication.

S. JONES CAREER STATS

| Year | G-S | Snaps | Hit | Ast | Tot | TFL | Sacks | Int | QP | PBU | CF | CF-RF |
|------|------|-------|-----|-----|-----|-----|-------|-----|----|-----|----|-------|
| 2019 | 14-0 | 140 | 5 | 1 | 6 | 0-0 | 0-0 | 0-0 | 0 | 1 | 0 | 1-1 |



DERION KENDRICK

CB • 6-0 • 190 • JR. • 2VL
ROCK HILL, S.C.
SOUTH POINTE HS

TIGERS

1

Enters 2020 having played a total of 972 snaps at cornerback and wide receiver in 30 career games (15 starts) and having been credited with 51 tackles (3.0 for loss), six pass breakups and two interceptions (including one returned 38 yards for a touchdown). Has also recorded 15 career receptions for 210 yards and has returned 15 career kickoffs an average of 23.3 yards.

2019: Second-team All-ACC selection ... transitioned to cornerback on an emergency basis in the spring and immediately impressed, earning the starting role ... credited with 51 tackles (3.0 for loss), six pass breakups and two interceptions (including one returned 38 yards for a touchdown) in 689 snaps in 15 games (all starts) while also returning two kickoffs for 51 yards and nine punts for 16 yards ... made his defensive debut, starting at cornerback vs. Georgia

Tech ... posted six tackles and a pass breakup vs. No. 12 Texas A&M ... added a tackle at Syracuse and vs. Charlotte ... contributed two tackles at North Carolina ... recorded two tackles and a 38-yard pick-six on his first career interception vs. Florida State ... made two tackles at Louisville ... credited with seven tackles vs. Boston College ... added a tackle for loss vs. Wofford ... posted three tackles including one for loss at NC State ... recorded a tackle and a pass breakup vs. Wake Forest and shared team special teams player of the game honors after posting a 32-yard kickoff return on one of his two kickoff returns ... contributed two tackles and an opening-drive interception at South Carolina ... posted career-high nine tackles (one for loss) and two pass breakups in Fiesta Bowl win vs. No. 2 Ohio State ... recorded another nine tackles vs. No. 1 LSU.

2018: Had 15 receptions for 210 yards and rushed five times for 41 yards in 283 snaps over 15 games ... also entered bowl season averaging 23.0 yards on 13 kickoff returns ... caught a 38-yard pass in his collegiate debut vs. Furman ... had one catch for six yards against both Georgia Southern and Georgia Tech ... caught two passes for 24 yards and jumpstarted the Tigers with a 40-yard return on the game's opening kickoff vs. No. 16 NC State ... contributed a 28-yard kickoff return and a 13-yard reception at Florida State ... rushed twice for 36 yards and caught a six-yard pass vs. Louisville ... gained 32 yards on his one reception at No. 17 Boston College ... caught two passes for 37 yards vs. Duke ... posted season highs with four receptions and 51 yards vs. South Carolina ... added one catch against Pittsburgh.

Before Clemson: No. 26 player in the nation by 247Sports, No. 30 player by Rivals and No. 62 player by ESPN ... No. 4 wide receiver in the nation by 247Sports and No. 6 wide receiver by ESPN and Rivals ... No. 1 player in South Carolina by 247Sports, ESPN and Rivals ... Gatorade player-of-the-year in South Carolina ... his team won the state title each of the last four years ... played wide receiver as a sophomore and quarterback as a junior and senior ... was 184-255 passing for 2,683 yards and 30 touchdowns against six interceptions as a senior ... had 1,194 yards and 20 touchdowns on 119 carries as a junior ... was 182-288 passing for 2,625 yards and 29 touchdowns against six interceptions as a junior ... had 488 yards and five touchdowns on 110 carries as a junior ... played in the Shrine Bowl as a wide receiver ... U.S. Army All-American Game participant ... U.S. Army Player-of-the-Year Award finalist ... teammate of fellow Tiger signee B.T. Potter ... coached by Strait Herron ... recruited by Jeff Scott ... enrolled at Clemson in January 2018.

Personal: Born Aug. 24, 2000 ... majoring in parks, recreation and tourism management.

KENDRICK CAREER STATS

| Receiving | | | | | | | | | | | | |
|-----------|-------|-------|-----|-----|------|----|-----|-----|-----|----|--------|--|
| Year | G-S | Snaps | Rec | Yds | Avg | TD | LG | Car | Yds | TD | KOR | |
| 2018 | 15-0 | 283 | 15 | 210 | 14.0 | 0 | 38 | 5 | 36 | 0 | 13-299 | |
| 2019 | 15-15 | 0 | 0 | 0 | --- | 0 | --- | 0 | 0 | 0 | 2-51 | |
| Totals | 28-13 | 283 | 15 | 210 | 14.0 | 0 | 38 | 5 | 36 | 0 | 15-350 | |

| Defending | | | | | | | | | | | | |
|-----------|-------|-----|-----|-----|-----|------|------|----|-----|-----|-------|--|
| Year | Snaps | Hit | Ast | Tot | TFL | Sack | Int | QP | PBU | CF | CF-RF | |
| 2018 | 0 | 0 | 0 | 0 | 0-0 | 0-0 | 0-0 | 0 | 0 | 0 | 0-0 | |
| 2019 | 689 | 40 | 11 | 51 | 3-4 | 0-0 | 2-52 | 1 | 6 | 0-0 | 9-16 | |
| Totals | 689 | 40 | 11 | 51 | 3-4 | 0-0 | 2-52 | 1 | 6 | 0-0 | 9-16 | |



FRANK LADSON JR.

WR • 6-3 • 195 • SO. • 1VL
MIAMI, FLA.
SOUTH DADE SENIOR HS

TIGERS

2

Enters the 2020 season having caught nine passes for 128 yards with three touchdowns in 254 snaps in 15 career games.

VETERAN BIOS

2019: Posted 128 yards and three touchdowns on nine catches in 254 snaps in 15 games ... made collegiate debut vs. Georgia Tech, catching a 21-yard touchdown pass from Chase Brice on his first career reception ... caught one pass vs. No. 12 Texas A&M ... recorded a highlight reel seven-yard touchdown catch at Syracuse ... caught a six-yard pass vs. Charlotte ... made a four-yard catch vs. Florida State ... caught a 13-yard pass at NC State ... recorded two receptions for 20 yards and a touchdown vs. Wake Forest ... caught a career-long 57-yard pass vs. No. 22 Virginia in the ACC Championship Game ... ACC Honor Roll selection.

Before Clemson: Ranked among the top 51 players in the nation by five services ... Clemson's highest-rated player in the class of 2019 by PrepStar, as he was 22nd overall and the fifth-best wide receiver with a five-star rating ... rated No. 23 player in the nation by USA Today Chosen 25 ... ranked 33rd-best overall player by 247Sports, who also listed him as the fourth-best receiver in the nation and fourth-best overall player from Florida ... ESPN ranked Ladson 35th overall, third-best from state of Florida and the fifth-best wide receiver ... Rivals.com ranked Ladson 36th-best overall, fifth-best from Florida and seventh-best wide receiver ... noted recruiting analyst Tom Lemming ranked Ladson 51st among his top 100 players ... attended The Opening in summer of 2018 ... had record-setting senior year when he had 50 catches for 1,133 yards (22.7 per catch) and 13 touchdowns ... set school record for receiving yards ... led team to a 10-3 season in 2018 ... as a junior had 29 catches for 675 yards (23.7 per catch) and eight touchdowns ... over last two years had 79 receptions for 1,808 yards and 21 touchdowns, and average of 22.9 yards per reception ... played his high school football at South Dade High School for Nathaniel Hudson ... wore No. 9 in high school ... primary Clemson recruiter was Jeff Scott ... committed to Clemson on April 14, 2018 ... enrolled at Clemson in January 2019.

Personal: Born Sept. 27, 2000 ... majoring in communication.

LADSON CAREER STATS

| Year | G-S | Snaps | Rec | Yds | Avg | TD | LG |
|------|------|-------|-----|-----|------|----|----|
| 2019 | 15-0 | 254 | 9 | 128 | 14.2 | 3 | 57 |



TREVOR LAWRENCE

QB • 6-6 • 220 • JR. • 2VL
CARTERSVILLE, GA.
CARTERSVILLE HS

TIGERS

Enters 2020 having completed 527-of-804 career passes for 6,945 yards with 66 touchdowns and 12 interceptions in 1,610 snaps in 30 career games (26 starts) ... has 967 rushing yards and 10 rushing touchdowns on 163 career carries ... has a 25-1 career record as a starter ... started the final 11 games in 2018 as a first-year freshman in helping Clemson become the first major college football team in the modern era to go 15-0 ... helped the squad win each of its last 10 games by 20 points or more ... became the first true freshman quarterback to lead his team to a national title since 1985 ... was a consensus freshman All-America honoree who earned a bevy of nation-wide and conference-wide honors for both his athletic and academic success.

2019: One of 10 student-athletes across all sports to be named a finalist for the AAU's James E. Sullivan Award, presented annually to the nation's top amateur athlete ... Manning Award finalist ... Davey O'Brien Award semifinalist ... Walter Camp Player of the Year semifinalist ... first-team All-ACC selection ... earned second straight All-ACC Academic selection ... completed 268-of-407 passes for 3,665 yards with a career-high 36 touchdowns and eight interceptions in 842 snaps over 15 games (all starts) ... also posted

103 carries for 563 yards and a career-high nine rushing touchdowns, as his 45 combined rushing and passing touchdowns tied Lamar Jackson for fifth-most in a season in ACC history ... completed 13-23 passes for 168 yards and a touchdown and rushed three times for 24 yards and a touchdown vs. Georgia Tech ... earned team offensive player of the week honors vs. No. 12 Texas A&M, completing 24-of-35 passes for 268 yards and a touchdown while also adding his second rushing touchdown of the season ... completed 22-of-39 passes for a career-high 395 yards with three passing touchdowns at Syracuse while also matching his then-career high with 42 rushing yards to earn ACC Co-Quarterback of the Week ... also rushed for a touchdown at Syracuse, joining Kelly Bryant (2017) as the only Clemson quarterbacks since 2000 to rush for a touchdown in each of the first three games of a season ... prior to giving way to reserves early in the second quarter, completed 7-9 passes for 94 yards with two touchdowns vs. Charlotte ... completed 18-of-30 passes with one touchdown and no interceptions and added career highs in rushing attempts (11) and rushing yards (45) and posted his fourth rushing touchdown of the year at North Carolina ... completed 17-of-25 passes for 170 yards with three passing touchdowns and rushed six times for 40 yards with one rushing touchdown vs. Florida State prior to exiting the game with a 42-point lead in the middle of the third quarter ... completed 20-of-29 passes for 233 yards and three touchdowns at Louisville ... completed 16-of-19 passes for 275 yards with three touchdowns and no interceptions for a career-high 257.9 passer rating vs. Boston College to earn ACC Quarterback of the Week honors and share team offensive player of the game honors ... completed 12-of-16 passes for 218 yards with three passing touchdowns and no interceptions while also rushing four times for 33 yards with a rushing touchdown vs. Wofford ... completed 20-of-27 passes for 276 yards with three touchdowns and no interceptions and also rushed eight times for a career-high 59 yards with a rushing touchdown at NC State, becoming the first Clemson quarterback to throw three touchdown passes in five consecutive games ... earned team offensive player of the game for his performance against the Wolfpack ... shared team offensive player of the game honors vs. Wake Forest after completing 21-of-27 passes for 272 yards with a career-high-tying four touchdowns and no interceptions ... completed 26-of-36 passes for 295 yards with three touchdowns and no interceptions while also rushing eight times for a career-high 66 yards to share team offensive player of the game honors at South Carolina ... set a single-game school record with 18 consecutive completions in that game, which also tied ACC single-game records held by Virginia's Michael Rocco and North Carolina's Mitch Trubisky ... completed 16-of-22 passes vs. No. 22 Virginia for ACC Championship Game records of 302 yards and four touchdown passes while tying his single-season school record of consecutive pass attempts without an interception (169), sharing team offensive player of the game honors ... earned Fiesta Bowl Offensive MVP honors for his performance against Ohio State, completing 18-of-33 passes for 259 yards and two touchdowns and leading Clemson with 16 carries for a career-high 107 yards and a touchdown ... engineered the fifth-largest comeback in school history (16 points) against the Buckeyes, contributing all 94 yards (83 passing, 11 rushing) on a four-play game-winning drive that culminated with the game-winning touchdown pass to Travis Etienne with 1:49 remaining ... completed 18-of-37 passes for 234 yards and rushed 10 times for 49 yards with a touchdown vs. No. 1 LSU ... concluded a 25-game winning streak as a starter, tied for the sixth-longest winning streak by a starting quarterback at any point of a career, trailing streaks by Toledo's Chuck Ealey (35 from 1969-71), Southern California's Matt Leinart (34 from 2003-05), Miami's Ken Dorsey (34 from 2000-02), Oklahoma's

Steve Davis (28 from 1973-75) and Winston (26 from 2013-14) while tying Florida State's Chris Weinke (25 from 1998-2000).

2018: Maxwell Award finalist ... Manning Award finalist ... Davey O'Brien Award semifinalist ... freshman All-America selection by the FWAA, ESPN, USA Today, The Athletic and 247Sports ... Touchdown Club of Columbus Archie Griffin Award recipient (Most Valuable Player) and Freshman of the Year ... Shaun Alexander Freshman of the Year ... ACC Rookie of the Year ... ACC Offensive Rookie of the Year ... second-team All-ACC ... AP ACC Newcomer of the Year ... All-ACC Academic selection ... completed 259-397 passes for 3,280 yards with 30 touchdowns and four interceptions in 768 snaps in 15 games (11 starts), while also contributing 60 carries for 177 yards and a touchdown on the ground ... set school freshman records in passing yards, passing touchdowns and wins as a starting quarterback ... finished the season having thrown 169 consecutive pass attempts without an interception, breaking Cullen Harper's single-season school record of 143 in 2007 ... completed 9-14 passes for 137 yards and three touchdowns in collegiate debut vs. Furman ... went 5-9 passing for 93 yards including a 64-yard touchdown at Texas A&M ... completed 12-19 passes for 194 yards with a touchdown vs. Georgia Southern ... Threw for 176 yards on 13-18 passing with four touchdowns in earning ACC Rookie of the Week and team offensive player of the week honors at Georgia Tech ... against the Yellow Jackets, became the first Clemson freshman to throw four touchdown passes since Watson on Sept. 27, 2014 (six vs. North Carolina) ... made first career start vs. Syracuse but exited early with an injury after completing 10-15 passes for 93 yards ... playing on his 19th birthday, completed 20-25 passes for 175 yards with two touchdown passes and no interceptions at Wake Forest ... threw for a then-career-high 308 yards on 26-39 passing with one touchdown vs. No. 16 NC State ... earned team offensive player of the week and ACC Rookie of the Week honors for the performance against the Wolfpack, as his 308 passing yards were the most by a Clemson passer since Kelly Bryant's 316-yard day at Louisville in 2016 ... completed 20-37 passes for a then-career-high 314 yards and tied his career high with four passing touchdowns at Florida State, earning ACC Co-Rookie of the Week and breaking Deshaun Watson's single-season school records for passing touchdowns and passing yards by a true freshman ... completed 8-12 passes for 59 yards with two touchdowns vs. Louisville and helped direct an offense that broke a 115-year-old school record with 11.6 yards per play ... posted then-career highs in completions (29) and pass attempts (40) for 295 yards with one touchdown and one interception at No. 17 Boston College, team co-offensive player of week honors from the team, ACC Rookie of the Week honors from the conference, and the Leather Helmet Award as the game's most valuable player from the Boston College Gridiron Club ... against Boston College, broke Deshaun Watson's school record for total offense by a true freshman (1,666 in 2014) and also recorded his first career rushing touchdown on a six-yard scoring rush in the third quarter ... completed 21-38 passes for 251 yards with two touchdowns vs. Duke, breaking Kyle Parker's school record for passing touchdowns by a freshman (redshirt or otherwise) with his 21st passing touchdown of the season ... earned school-record fifth ACC Rookie of the Week honor vs. South Carolina, completing 27-36 passes for a then-career-high 393 yards with one touchdown ... his 393 yards against the Gamecocks were the most by a Tiger in the rivalry's 116-game history ... completed 12-24 passes for 118 yards with two touchdowns against Pitt, breaking Kyle Parker's record (2,526 in 2009) for passing yards by a freshman (first-year or redshirt) during the contest ... named Cotton Bowl Most Outstanding Offensive Player after completing 27-39 passes for 327 yards with three touchdowns

VETERAN BIOS

vs. Notre Dame ... also earned Offensive MVP honors in the National Championship Game against No. 1 Alabama after completing 20-32 passes for 347 yards, three touchdowns and no interceptions, becoming the first freshman starting quarterback to lead his team to a national title since Oklahoma's Jamelle Holieway in 1985 ... selected to Rivals' All-Bowl Team for his performance in the College Football Playoff after becoming the first quarterback in 40 years to beat two top-five foes by 25+ points in a season, according to ESPN, accomplishing the feat in the two Playoff contests.

Before Clemson: No. 1 player in the nation by 247Sports and Rivals and No. 2 player by ESPN ... No. 1 quarterback in the nation by 247Sports and Rivals ... No. 1 player in Georgia by 247Sports and Rivals and No. 2 player by ESPN ... USA Today National Offensive Player-of-the-Year ... U.S. Army All-American Game participant ... U.S. Army Player-of-the-Year ... Gatorade player-of-the-year in Georgia as a junior and senior ... four-year starter at Cartersville High School; began starting in the third game of his freshman year and was 52-2 as starter in his career, including a 41-game winning streak and 14-2 record in the playoffs ... led his team to four region titles and two state titles ... had 13,908 passing yards and 161 touchdowns against 21 interceptions in his career ... set state records for passing yards and passing touchdowns that were previously held by former Tiger Deshaun Watson (2014-16) ... was 177-256 passing for 3,396 yards and 41 touchdowns against one interception in 12 games as a senior ... had 200 yards and two touchdowns on 30 carries as a senior ... was 250-406 passing for 3,904 yards and 51 touchdowns against nine interceptions as a junior in leading his team to a 15-0 record and the state title ... was 233-364 passing for 3,655 yards and 43 touchdowns against four interceptions as a sophomore in leading his team to a 15-0 record and the state title ... had 235 yards and four touchdowns on 52 carries as a sophomore ... was 187-310 passing for 3,053 yards and 26 touchdowns against seven interceptions as a freshman ... competed in the Elite 11 finals ... named an Elite 11 Quarterback ... invited to Nike's The Opening in 2017 ... first-team all-state as a sophomore, junior and senior ... coached by Joey King ... former Tiger punter Kyle Tucker was an assistant coach at Cartersville High School ... recruited by Brandon Streeter ... enrolled at Clemson in January 2018.

Personal: Born Oct. 6, 1999 ... marketing major ... won the 2019 Tim Bourret Award, given to the player who best represents himself, his teammates and Clemson University in the media ... two-time ACC Honor Roll selection (2018-19).

LAWRENCE CAREER STATS

| Passing | | | | | | | | | | | | |
|---------------|--------------|-------------|-------------------|-------------|-----------|-----------|-------------|------------|-------------|--------------|--------------|--|
| Year | G-S | Snaps | C-A-I | Yds | TD | LG | Pct | Y/A | Y/C | Y/G | Eff | |
| 2018 | 15-11 | 768 | 259-397-4 | 3280 | 30 | 74 | 65.2 | 8.3 | 12.7 | 218.7 | 157.6 | |
| 2019 | 15-15 | 842 | 268-407-8 | 3665 | 36 | 87 | 65.8 | 9.0 | 13.7 | 244.3 | 166.8 | |
| Totals | 30-26 | 1610 | 527-804-12 | 6945 | 66 | 87 | 65.5 | 8.6 | 13.2 | 231.5 | 162.2 | |

| Rushing & Total Offense | | | | | | | | | | | | |
|-------------------------|------------|------------|------------|-------------|-----------|-----------|------------|-------------|-----------|--------------|--|--|
| Year | Car | Yds | Y/C | Y/G | TD | LG | PL | Tot | TDR | Y/G | | |
| 2018 | 60 | 177 | 3.0 | 11.8 | 1 | 32 | 457 | 3457 | 31 | 230.5 | | |
| 2019 | 103 | 563 | 5.5 | 37.5 | 9 | 67 | 510 | 4228 | 45 | 281.9 | | |
| Totals | 163 | 740 | 4.5 | 24.7 | 10 | 67 | 967 | 7685 | 76 | 256.2 | | |



JAELYN LAY

TE • 6-6 • 270 • *FR. • RS
ATLANTA, GA.
RIVERDALE HS

Played 46 snaps over four games while redshirting in 2019.

2019: Played 46 snaps over four games while redshirting ... had a 20-yard reception vs. Georgia Tech.

Before Clemson: Rated as one of the top five tight ends or H-Backs in the nation by ESPN and Rivals ...

ESPN ranked Lay as the fourth best tight end/H-back, while Rivals ranked him fifth in that position ... No. 165 best all-around player in the nation and 16th-best player from the state of Georgia ... 21st-best overall tight end by 247Sports ... had 29 receptions for 240 yards and four touchdowns in 2017 ... at 6'6", he is tied for the tallest tight end in Tiger history ... coached by Rodney Hackney ... Clemson recruiters were Mike Reed and Danny Pearman ... older brother is a student at West Point ... committed to Clemson on March 3, 2018 ... enrolled at Clemson in January 2019.

Personal: Born Feb. 21, 2001 ... pre-business major ... first name pronounced: JAY-lynn.

LAY CAREER STATS

| Year | G-S | Snaps | Rec | Yds | Avg | TD | LG |
|------|-----|-------|-----|-----|------|----|----|
| 2019 | 4-0 | 46 | 1 | 20 | 20.0 | 0 | 20 |



TY LUCAS

RB • 5-7 • 205 • *SO. • 1VL
COLUMBUS, GA.
CHATTAHOOCHEE COUNTY HS

Walk-on who enters 2020 having appeared in six career games.

2019: Played six games ... made his debut vs. Charlotte ... played special teams vs. Charlotte, Florida State and Boston College ... gained three yards on his first career carry vs. Wofford ... ACC Honor Roll pick.

2018: Redshirted.

Before Clemson: Lettered at Chattahoochee County High School.

Personal: Majoring in health science ... born March 6, 2000 ... his father, Cody, is a captain in the United States Army.

LUCAS CAREER STATS

| Year | G-S | Snaps | Car | Yds | Avg | TD | LG | Rec | Yds | TD |
|------|-----|-------|-----|-----|-----|----|----|-----|-----|----|
| 2019 | 6-0 | 2 | 1 | 3 | 3.0 | 0 | 3 | 0 | 0 | 0 |



JACK MADDOX

LS • 6-3 • 225 • *JR. • 1VL
ACTON, MASS.
ACTON-BOXBOROUGH REGIONAL HS

Enters 2020 having appeared in 11 career games.

2019: Snapped in nine games ... made season debut vs. Charlotte ... played on special teams vs. Florida State, vs. Boston College and vs. Wofford ... had first career fumble recovery on a muffed punt at NC State ... snapped vs. Wake Forest and at South Carolina.

2018: Snapped in two games ... made collegiate debut vs. NC State and also saw action against Louisville.

2017: Redshirted.

Before Clemson: Lettered at Acton-Boxborough Regional High School.

Personal: Born Oct. 17, 1998 ... majoring in political science ... three-time ACC Honor Roll selection (2017-19).



KEITH MAGUIRE

LB • 6-2 • 220 • *FR. • RS
MEDIA, PA.
MALVERN PREPARATORY SCHOOL

Enters 2020 with two tackles (one for loss) and an interception in nine defensive snaps over four games during his redshirt season in 2019.

2019: Credited with two tackles (one for loss) and an interception in nine defensive snaps over four games while redshirting ... made his debut vs. Georgia Tech ... had a three-yard tackle for loss at Syracuse ... added a tackle vs. Charlotte ... notched first career interception vs. No. 22 Virginia ... ACC Honor Roll selection.

Before Clemson: Had a strong 2018 season, leading his team to third straight Inter-AC Championship in a row ... as a senior, had 106 tackles, 18 tackles for loss, five sacks and four interceptions ... had 313 yards rushing and 314 receiving yards ... scored 14 total touchdowns ... two-time conference MVP ... named all-state in 2017, and the 2018 team was not yet announced at the time of his signing ... No. 219 player in the nation by Rivals.com ... that service also ranked him as best player in Pennsylvania and 11th-best outside linebacker ... seventh-best player in Pennsylvania by 247Sports ... No. 26-best outside linebacker by Prep-Star ... led his conference in tackles as a junior ... had a touchdown catch in 2017 that was the No. 2 play of the day on ESPN's SportsCenter ... played high school football at Malvern Prep for Dave Gueriera ... very active in community service; he went on a 10-day trip to Dominican Republic to help build homes ... also played on lacrosse team at Malvern ... from same conference that produced Matt Ryan (Atlanta Falcons) and Mike McGlinchey (Notre Dame All-American) ... Clemson recruiters were Brandon Streeter and Brent Venables ... committed to Clemson on April 27, 2018.

Personal: Born Nov. 20, 2000 ... majoring in pre-business.

MAGUIRE CAREER STATS

| Year | G-S | Snaps | Hit | Ast | Tot | TFL | Sacks | Int | QP | PBU | CF-RF |
|------|-----|-------|-----|-----|-----|-----|-------|-----|----|-----|-------|
| 2019 | 4-0 | 9 | 1 | 1 | 2 | 1-3 | 0-0 | 1-0 | 0 | 0 | 0-0 |



MATTHEW MALONEY

LB • 6-0 • 200 • *FR. • RS
CLEMSON, S.C.
DANIEL HS

Original walk-on in his second season in the program.

2019: Did not appear in game action while rehabbing from a knee injury ... ACC Honor Roll selection.

Before Clemson: Competed at Daniel High School.

Personal: Born Nov. 23, 2000 ... majoring in health science.



JUSTIN MASCOLL

DE • 6-3 • 260 • *SO. • 1VL
SNELLVILLE, GA.
SOUTH GWINNETT HS

Has 16 tackles (1.0 for loss) in 252 career snaps over 16 games.

2019: Had 16 tackles (1.0 for loss) in 252 snaps over 15 games ... had a tackle vs. Georgia Tech and vs. No. 12 Texas A&M ... had three tackles at Syracuse ... had a tackle vs. Charlotte and at North Carolina ... had two tackles at Louisville and vs. Wofford ... had a half tackle for loss at NC State ... had two tackles vs. Wake Forest ... registered two tackles vs. No. 22 Virginia.

2018: Made his debut vs. No. 16 NC State, playing eight snaps in his lone game of his redshirt season.

Before Clemson: No. 92 player in the nation by Prep-Stars, No. 102 player by ESPN and No. 142 player by 247Sports ... No. 12 defensive end in the nation by ESPN ... No. 16 player in Georgia by ESPN ... U.S. Army All-American Game participant ... played linebacker and defensive end ... had 59 tackles, 12.5 tackles for loss and seven sacks as a senior ... first-team

VETERAN BIOS

all-region as a senior ... had 68 tackles, nine tackles for loss, eight sacks and 14 quarterback pressures as a junior ... coached by Steve Davenport ... recruited by Todd Bates, Mickey Conn and Tony Elliott.

Personal: Born Jan. 14, 2000 ... pre-business major.

MASCOLL CAREER STATS

| Year | G-S | Snaps | Hit | Asst | Tot | TFL | Sacks | Int | QP | PBU | CF | CF-RF |
|---------------|-------------|------------|----------|-----------|-----------|------------|------------|------------|----------|----------|----------|------------|
| 2018 | 1-0 | 8 | 0 | 0 | 0 | 0-0 | 0-0 | 0-0 | 0 | 0 | 0 | 0-0 |
| 2019 | 15-0 | 244 | 5 | 11 | 16 | 1-3 | 0-0 | 0-0 | 0 | 0 | 0 | 0-0 |
| Totals | 16-0 | 252 | 5 | 11 | 16 | 1-3 | 0-0 | 0-0 | 0 | 0 | 0 | 0-0 |



MAX MAY

WR • 6-1 • 190 • *SO. • 1VL
CLEMSON, S.C.
DANIEL HS

Enters 2020 having played 33 career snaps over 10 games.

2019: Played 16 snaps over six games ... made season debut vs. Charlotte ... also saw action vs. Charlotte, Florida State, Boston College, Wofford and Wake Forest.

2018: Played 17 snaps in four games ... made collegiate debut vs. Furman ... also saw action vs. Louisville and vs. Duke in the regular season ... made postseason debut in Cotton Bowl vs. No. 3 Notre Dame.

Before Clemson: Lettered at Daniel High School.

Personal: Majoring in marketing ... born March 5, 2000 ... two-time ACC Honor Roll selection (2018-19).

MAY CAREER STATS

| Year | G-S | Snaps | Rec | Yds | Avg | TD | LG |
|---------------|-------------|-----------|----------|----------|------------|----------|------------|
| 2018 | 4-0 | 17 | 0 | 0 | --- | 0 | --- |
| 2019 | 6-0 | 16 | 0 | 0 | --- | 0 | --- |
| Totals | 10-0 | 33 | 0 | 0 | --- | 0 | --- |



SYLVESTER MAYERS

RB • 5-6 • 150 • *JR. • SQ
RICHMOND, VA.
BENEDICTINE COLLEGE PREPARATORY

Original walk-on who has played three career games.

2019: Made season debut and had his first carry vs. Wofford.

2018: Made season debut vs. Louisville in his lone appearance of the season.

2017: Played one game against The Citadel.

Before Clemson: Lettered at Benedictine College Preparatory.

Personal: Majoring in financial management ... completed a microinternship at First Rate in Hyderabad, India, in 2019 ... born Jan. 12, 1998.

MAYERS CAREER STATS

| Year | G-S | Snaps | Car | Yds | Avg | TD | LG | Rec | Yds | TD |
|---------------|------------|----------|----------|----------|------------|----------|----------|----------|----------|----------|
| 2017 | 1-0 | 0 | 0 | 0 | --- | 0 | --- | 0 | 0 | 0 |
| 2018 | 1-0 | 1 | 0 | 0 | --- | 0 | --- | 0 | 0 | 0 |
| 2019 | 1-0 | 1 | 1 | 0 | 0.0 | 0 | 0 | 0 | 0 | 0 |
| Totals | 3-0 | 2 | 1 | 0 | 0.0 | 0 | 0 | 0 | 0 | 0 |



JACK MCCALL

CB • 5-11 • 190 • *JR. • SQ
MOUNT PLEASANT, S.C.
WANDO HS

Walk-on who enters 2020 having appeared in three career games.

2019: Made his debut on special teams vs. Charlotte and played vs. Wofford and vs. Wake Forest.

2018: Did not appear in game action.

2017: Redshirted.

Before Clemson: Lettered at Wando High School.

Personal: Majoring in food science & human nutrition ... born Dec. 9, 1998.

MCCALL CAREER STATS

| Year | G-S | Snaps | Hit | Asst | Tot | TFL | Sacks | Int | QP | PBU | CF | CF-RF |
|------|-----|-------|-----|------|-----|-----|-------|-----|----|-----|----|-------|
| 2019 | 3-0 | 0 | 0 | 0 | 0 | 0-0 | 0-0 | 0-0 | 0 | 0 | 0 | 0-0 |



PATRICK MCCLURE

QB • 6-1 • 200 • SR. • SQ
IRMO, S.C.
BEN LIPPEN SCHOOL

Enters 2020 having appeared in four career games.

2019: Made season debut vs. Charlotte ... saw action vs. Wofford and Virginia.

2018: Made his Clemson debut vs. Louisville.

Before Clemson: Began his college career at Jacksonville in 2017 prior to transferring to Clemson in 2018 ... completed 55 percent of his passes for 1,311 yards and 18 touchdowns at Ben Lippen in leading his school to the SCISA 3A championship in 2016.

Personal: Majoring in marketing ... completed a microinternship at Cisco in 2019 ... born Sept. 8, 1998 ... two-time ACC Honor Roll selection (2018-19).

MCCLURE CAREER STATS

| Year | G-S | Snaps | Passing | | | | | | | | | |
|---------------|------------|-----------|--------------|----------|----------|------------|------------|------------|------------|------------|------------|--|
| | | | C-A-I | Yds | TD | LG | Pct | Y/A | Y/C | Y/G | Eff | |
| 2018 | 1-0 | 2 | 0-0-0 | 0 | 0 | --- | --- | --- | --- | 0.0 | --- | |
| 2019 | 3-0 | 10 | 0-0-0 | 0 | 0 | --- | --- | --- | --- | 0.0 | --- | |
| Totals | 4-0 | 12 | 0-0-0 | 0 | 0 | --- | --- | --- | --- | 0.0 | --- | |

RUSHING & TOTAL OFFENSE

| Year | Car | Yds | Y/C | Y/G | TD | LG | PL | Tot | TDR | Y/G |
|---------------|----------|-----------|------------|------------|----------|----------|----------|-----------|----------|------------|
| 2018 | 0 | 0 | --- | 0.0 | 0 | --- | 0 | 0 | 0 | 0.0 |
| 2019 | 2 | 12 | 6.0 | 4.0 | 0 | 9 | 2 | 12 | 0 | 4.0 |
| Totals | 2 | 12 | 6.0 | 3.0 | 0 | 9 | 2 | 12 | 0 | 3.0 |



JORDAN MCFADDEN

OT • 6-2 • 295 • *SO. • 1VL
SPARTANBURG, S.C.
DORMAN HS


Enters 2020 having played 332 snaps over 17 career games.

2019: Played 315 snaps over 14 games ... played 41 snaps vs. Georgia Tech in helping Clemson to 411 rushing yards ... played 14 snaps at Syracuse ... played 23 snaps vs. Charlotte ... played 12 snaps at North Carolina ... played 41 snaps in helping Clemson to 552 yards of total offense vs. Florida State ... played 20 snaps in the midst of Clemson's 551-yard performance with 298 rushing yards at Louisville ... played 42 snaps in helping Clemson exceed both 300 passing yards and 300 rushing yards vs. Boston College ... played 30 snaps in helping Clemson to 702 yards of offense against Wofford ... played 27 snaps at NC State ... played 22 snaps vs. Wake Forest ... played 25 snaps at South Carolina ... played 18 snaps as Clemson had 600 yards vs. No. 22 Virginia ... ACC Honor Roll pick.

2018: Played 17 snaps in three games while redshirting ... played six snaps in his debut vs. Furman ... also saw action against No. 16 NC State and Louisville.

Before Clemson: No. 10 player in South Carolina by ESPN, No. 14 player by 247Sports and No. 20 player by Rivals ... Shrine Bowl selection ... state lineman-of-the-year by The State ... helped Dorman High School to the state title game as a senior ... played basketball at Dorman High School and helped it to a 23-5 record as a junior ... coached by Dave Gutshall at Dorman High School ... recruited by Robbie Caldwell and Jeff Scott.

Personal: Born Nov. 16, 1999 ... majoring in pre-business.



ZAC MCINTOSH

OL • 5-11 • 295 • *JR. • SQ
BELTON, S.C.
DANIEL HS

Walk-on who appeared in two games while redshirting in 2019.

2019: Played 10 snaps in two games while redshirting ... made Clemson debut vs. Charlotte, playing two snaps ... played eight snaps vs. Wofford.

Before Clemson: Completed prep career at Daniel High School.



MATT MCMAHAN

LB • 6-0 • 205 • *FR. • RS
DENVER, N.C.
NORTH LINCOLN HS

Walk-on who appeared in two games while redshirting in 2019.

2019: Made his debut vs. Charlotte ... saw action on special teams vs. Wofford ... ACC Honor Roll selection.

Before Clemson: Competed at North Lincoln High School.

Personal: Born March 19, 2000 ... majoring in economics.

MCMAHAN CAREER STATS

| Year | G-S | Snaps | Hit | Asst | Tot | TFL | Sacks | Int | QP | PBU | CF | CF-RF |
|------|-----|-------|-----|------|-----|-----|-------|-----|----|-----|----|-------|
| 2019 | 2-0 | 0 | 0 | 0 | 0 | 0-0 | 0-0 | 0-0 | 0 | 0 | 0 | 0-0 |



CHEZ MELLUSI

RB • 5-11 • 200 • SO. • 1VL
NAPLES, FLA.
NAPLES HS

Enters 2020 with 276 rushing yards and three touchdowns on

44 carries in 81 career snaps over 11 games.

2019: Had 276 rushing yards and three touchdowns on 44 carries in 81 snaps over 11 games ... rushed six times for 36 yards in collegiate debut vs. Georgia Tech ... recorded a 57-yard touchdown run on his lone carry at Syracuse ... rushed six times for 30 yards vs. Charlotte ... gained 22 yards on five carries vs. Florida State ... recorded 35 yards and a touchdown on five carries at Louisville ... gained 57 yards on eight carries vs. Wofford ... rushed twice for five yards both at NC State and vs. Wake Forest ... recorded seven yards and a touchdown on three carries vs. No. 22 Virginia in the ACC Championship Game ... ACC Honor Roll selection.

Before Clemson: One of the top running backs in the nation and one of the top all-around players from Florida ... No. 137 overall player in the nation by ESPN.com, which ranked him as seventh-best running back and 23rd overall player in Florida ... 247Sports listed him as the 17th-best running back in the nation, while Rivals has him as the 20th-best running back ... No. 216 player overall and 14th-best running back by PrepStar ... finished his high school career with 3,905 yards rushing and 50 touchdowns ... had 4,409 all-purpose yards and 55 total touchdowns ... averaged an incredible 9.3 yards per carry over 32 games and 421 carries ... had 21 100-yard games ... as a senior had career-best 1,819 rushing yards and 21 touchdowns ... averaged 165 yards a game and 9.9 yards per rush ... had three straight 200-yard rushing games early in the season ... had eight games with at least 167 yards as a senior ... as a junior had 1,505 rushing yards and 19

VETERAN BIOS

touchdowns ... team reached semifinals of state play-offs ... averaged 125 yards rushing per game with a high game of 219 vs. Palmetto Ridge ... played his high school football at Naples High School for Bill Kramer ... Clemson recruiters were Brandon Streeter and Tony Elliott ... committed to Clemson on April 16, 2018.

Personal: Born Oct. 1, 2001 ... pre-business major ... last name pronounced mell-OOH-see.

MELLUSI CAREER STATS

| Year | G-S | Snaps | Car | Yds | Avg | TD | LG | Rec | Yds | TD | KOR |
|------|------|-------|-----|-----|-----|----|----|-----|-----|----|-----|
| 2019 | 11-0 | 81 | 44 | 276 | 6.3 | 3 | 57 | 0 | 0 | 0 | 0 |



JOSEPH NGATA

WR • 6-3 • 215 • SO. • 1VL
FOLSOM, CALIF.
FOLSOM HS

TIGERS

10

Has 17 receptions for 240 yards and three receiving touchdowns in 304 snaps over 15 games ... also averaged 23.2 yards on 14 kickoff returns prior to 2020.

2019: Recorded 17 catches for 240 yards and three receiving touchdowns in 304 snaps over 15 games ... also averaged 23.2 yards on 14 kickoff returns ... caught a 12-yard pass in his collegiate debut vs. Georgia Tech ... added a 25-yard reception vs. No. 12 Texas A&M ... posted a 25-yard kickoff return at Syracuse ... caught his first career touchdown pass vs. Charlotte, catching a 37-yard score from Chase Brice while leading Clemson in receptions (three) and receiving yards (62) ... averaged 37.5 yards on two kickoff returns at North Carolina, sharing team special teams player of the game honors ... caught two passes for 35 yards vs. Florida State ... contributed a six-yard touchdown reception and averaged 30.5 yards on two kickoff returns at Louisville, sharing team special teams player of the game honors ... gained 21 yards on three catches vs. Boston College ... added two receptions for 17 yards at NC State ... recorded 42 yards and a touchdown on two receptions vs. Wake Forest ... caught an 11-yard pass in Fiesta Bowl vs. No. 2 Ohio State.

Before Clemson: Ranked as a five-star recruit by Rivals.com, which listed him as the 21st-best overall player in the nation, fourth-best player from the state of California and fifth-best wide receiver ... 247Sports ranked him as 39th-best overall player, the ninth-best from California and eighth-best wide receiver ... listed as 28th-best overall player in the nation by Tom Lemming ... ESPN.com rated him as its No. 159 overall player ... led his team to the state title each of his final two years ... led Folsom High in the 2018 state title victory on Dec. 14 with nine receptions for 103 yards and a score ... his touchdown catch with under two minutes left sent the game into overtime ... team finished 14-1 in 2018 ... for his high school career, had 188 receptions for 3,682 yards and 55 touchdowns ... team had a 39-3 record in his three years on the varsity ... had a touchdown catch in 36 of 42 career games ... also had 17-yard average on rushing plays (17-236) ... in 2018, had 66 catches for 1,272 yards and 22 scores, a 19.3-yard average ... had six 100-yard receiving games ... caught a touchdown in each of his last 10 games and 13 of the 15 games in 2018 ... added 8-86 rushing ... in 2017, had career-high 81 receptions for 1,777 yards and 26 scores ... averaged 22 yards per catch ... led team to a 16-0 record with seven 100-yard receiving games, including two games with at least 200 yards ... caught at least one TD pass in 14 of 16 games ... had 41-633 receiving and seven touchdowns as a sophomore ... had 9-139 receiving in his first career high school game in 2016 ... had a touchdown catch in seven of 11 games in 2016 ... coached by Kris Richardson ... primary Clemson recruiter was Jeff Scott ... will be first Clemson signee from California to matriculate to

Clemson since Bobby Forbes in 1991 ... attended same high school as Washington quarterback Jake Browning ... wore #10 in high school ... committed to Clemson on July 28, 2018 ... enrolled at Clemson in January 2019.

Personal: Born Jan. 9, 2001 ... majoring in psychology ... last name pronounced: enn-GOT-uh.

NGATA CAREER STATS

| Year | G-S | Snaps | Rec | Yds | Avg | TD | LG | Car | Yds | TD | KOR |
|------|------|-------|-----|-----|------|----|----|-----|-----|----|--------|
| 2019 | 15-0 | 304 | 17 | 240 | 14.1 | 3 | 37 | 0 | 0 | 0 | 14-325 |



RUKE ORHORHORO

DT • 6-4 • 285 • SO. • 1VL
LAGOS, NIGERIA
RIVER ROUGE (MICH.) HS

TIGERS

33

Enters 2020 credited with five tackles (1.5 for loss including a half-sack) in 84 career snaps over 10 games.


2019: Had five tackles (1.5 for loss including a half-sack) in 84 snaps over nine games ... made his debut vs. Georgia Tech ... played in wins at Syracuse and vs. Charlotte ... had one tackle vs. Boston College ... added two tackles (one for loss) vs. Wofford ... split a sack vs. Wake Forest ... made one tackle at South Carolina.

Before Clemson: Played high school football in Michigan, becoming the first Tiger signee from Michigan since 1975 (Joe Carolan) ... played just two years of high school football ... 15th-best overall player in Michigan by 247Sports, 18th-best by Rivals.com and 17th-best in Michigan by ESPN.com ... born in Nigeria and came to the U.S. when he was nine ... played basketball as a youth and in high school ... averaged a double-double as a sophomore ... the week after his sophomore season of basketball ended in the state semifinals, he met with the school's football coaches and decided to join the team for spring practice ... did not play his first football game until the fall of 2017 ... had a solid 2017 and received offers from Michigan and Michigan State ... as a senior, he had 13 sacks and 22 tackles for loss to go with 60 tackles ... coached by Corey Parker ... Clemson recruiters were Brent Venables and Lemanski Hall ... has three cousins who played or are still playing college football, Michael Ojemudia (Iowa), Mario Ojemudia (Michigan) and Ovie Oghoufo (Notre Dame) ... committed to Clemson on June 15, 2018 ... enrolled at Clemson in January 2019.

Personal: Born Oct. 13, 2001 ... first name rhymes with juke; last name pronounced oh-ROH-roh-roh ... majoring in sociology ... completed a micro-internship with Synnex in 2019.

ORHORHORO CAREER STATS

| Year | G-S | Snaps | Hit | Ast | Tot | TFL | Sacks | Int | QP | PBU | CF | CF-RF |
|------|------|-------|-----|-----|-----|-------|-------|-----|----|-----|----|-------|
| 2019 | 10-0 | 84 | 3 | 2 | 5 | 1.5-5 | 0.5-4 | 0-0 | 1 | 0 | 0 | 0-0 |



KANE PATTERSON

LB • 6-1 • 225 • SO. • 1VL
BRENTWOOD, TENN.
CHRIST PRESBYTERIAN ACADEMY

TIGERS

17

Has 11 tackles including a sack in 64 snaps in 13 games.

2019: Played 64 snaps in 13 games, compiling 11 tackles and a sack ... made collegiate debut on special teams vs. Georgia Tech ... recorded a tackle at Syracuse ... added two tackles vs. Charlotte ... recorded his first career sack vs. Florida State ... notched three tackles vs. Boston College ... made one tackle at NC State ... added three tackles vs. No. 22 Virginia in the ACC Championship Game ... ACC Honor Roll selection.

Before Clemson: National top 300 player by three services who was standout two-way player ... No. 138

overall player in the nation by 247Sports, which also listed him as the seventh-best player in Tennessee and 12th-best inside linebacker ... No. 202 overall and fifth-best inside linebacker by PrepStar ... ESPN ranked him No. 262 overall and sixth-best player in Tennessee and sixth-best inside linebacker ... finished the 2018 season with 647 yards rushing on 92 carries for a 7.0 average ... had 16 touchdowns ... had 59 tackles, 12 tackles for loss, including four sacks ... led team to state title ... MVP of state title game; he had 13 carries for 110 yards and two touchdowns and had seven tackles on defense ... found out the next day he was invited to All-American Bowl in San Antonio ... as a junior in 2017, had 1,003 yards rushing in just 110 carries, a 9.1 average ... had 23 touchdowns and four 100-yard rushing games ... played just 12 games, he suffered knee injury in state playoffs of 2017 ... had 64 tackles on defense in those 12 games and had 12.5 tackles for loss ... in 2016 as a sophomore, had 141 yards rushing and 27 tackles on defense ... for career, had 42 touchdowns, all rushing, in 5 games ... finished with 1,794 yards rushing on 227 carries, 7.9 yards per rush ... had 258 career tackles, including 38.5 tackles for loss, 13 of which were sacks ... coached by Ingle Martin ... wore No. 4 in high school ... Clemson recruiter was Lemanski Hall ... committed to Clemson on Sept. 4, 2018.

Personal: Born Dec. 15, 2000 ... pre-business major.

PATTERSON CAREER STATS

| Year | G-S | Snaps | Hit | Ast | Tot | TFL | Sacks | Int | QP | PBU | CF | CF-RF |
|------|------|-------|-----|-----|-----|-----|-------|-----|----|-----|----|-------|
| 2019 | 13-0 | 64 | 8 | 3 | 11 | 1-7 | 1-7 | 0-0 | 0 | 0 | 0 | 0-0 |



JALYN PHILLIPS

DB • 6-1 • 210 • SO. • 1VL
LAWRENCEVILLE, GA.
ARCHER HS

TIGERS

25

Has seven tackles in 47 defensive snaps over 14 games.

2019: Had seven tackles in 47 snaps over 14 games ... made his debut vs. Georgia Tech ... had two tackles vs. Florida State ... had one tackle vs. Boston College and vs. Wofford ... had two tackles at NC State ... made one tackle vs. Wake Forest ... ACC Honor Roll selection.

Before Clemson: Ranked as 28th-best safety in the nation by that service ... Rivals.com also ranked him No. 28 among safeties ... three-year starter who finished his career with 198 tackles, 127 solos and 71 assists ... had six tackles for loss, two interceptions, 12 passes defended, on caused fumble, three recovered fumbles and a blocked punt ... had 16 receptions for 178 yards and a touchdown ... in 2018, all-region and all-county ... team co-captain in 2018 ... coached by Andy Dyer ... primary Clemson recruiter was Mickey Conn ... committed to Clemson on Aug. 20, 2018.

Personal: Born Aug. 20, 2001 ... first name is pronounced JAY-lynn ... majoring in communication.

PHILLIPS CAREER STATS

| Year | G-S | Snaps | Hit | Ast | Tot | TFL | Sacks | Int | QP | PBU | CF | CF-RF |
|------|------|-------|-----|-----|-----|-----|-------|-----|----|-----|----|-------|
| 2019 | 14-0 | 47 | 6 | 1 | 7 | 0-0 | 0-0 | 0-0 | 0 | 0 | 0 | 0-0 |



TAISUN PHOMMACHANH

QB • 6-3 • 220 • *FR. • RS
BRIDGEPORT, CONN.
AVON OLD FARMS SCHOOL

TIGERS

7

Has completed 6-12 passes for 56 yards on 12 carries in 43 snaps over three games.

2019: Played 43 snaps over three games while red-shirting, completing 6-12 passes for 85 yards and rush-

VETERAN BIOS

ing for 56 yards on 12 carries ... rushed five times for 21 yards in his debut vs. Georgia Tech ... completed 5-of-9 passes for 52 yards and rushed twice for 19 yards vs. Charlotte ... completed a four-yard pass and rushed five times for 16 yards vs. Florida State.

Before Clemson: Ranked as 166th-best overall player in the nation by ESPN.com, who also call him the No. 1 player in Connecticut and eighth-best pocket passing quarterback in the nation ... Rivals.com listed him as best player in Connecticut and fifth best quarterback in the nation ... 247Sports ranked him as the fifth-best player in Connecticut and third-best quarterback in the nation ... coached by Pierce Brennan ... played two years at Harding High School in Bridgeport and two at Avon Old Farms Prep ... for his high school career, he completed 339 of 556 passes for 5,224 yards and 46 touchdowns against 12 interceptions ... also had 300 rushes for 1,264 yards and 25 touchdowns, giving him 6,492 yards of total offense and 71 touchdowns ... had his best year in 2017 when he had passing efficiency of 205 ... completed 135-192 passes for 2,253 yards and 22 touchdowns against just one interception at Avon Old Farms in 2017 ... had 122 carries for 633 yards for another 17 touchdowns ... had 39 touchdowns in just nine games ... had an injury-plagued 2018 and played just six games ... was 73-128 for 1,066 yards and nine scores ... had 163 yards rushing and two scores ... had a career passing efficiency of 162 ... primary Clemson recruiter was Brandon Streeter ... played high school prep football in Connecticut, same region as former Tiger Christian Wilkins ... committed to Clemson on April 14, 2018 ... enrolled at Clemson in January 2019.

Personal: Born Sept. 25, 2000 ... majoring in psychology ... name is pronounced Tyson PUMA-chon.

PHOMMACHANH CAREER STATS

| Passing | | | | | | | | | | | | |
|---------|-----|-------|--------|-----|----|----|------|-----|-----|------|------|--|
| Year | G-S | Snaps | C-A-I | Yds | TD | LG | Pct | Y/A | Y/C | Y/G | Eff | |
| 2019 | 3-0 | 43 | 6-12-1 | 56 | 0 | 20 | 50.0 | 4.7 | 9.3 | 18.7 | 72.5 | |

| Rushing & Total Offense | | | | | | | | | | | | |
|-------------------------|-----|-----|-----|------|----|----|----|-----|-----|------|--|--|
| Year | Car | Yds | Y/C | Y/G | TD | LG | PL | Tot | TDR | Y/G | | |
| 2019 | 12 | 56 | 4.7 | 18.7 | 0 | 12 | 24 | 112 | 0 | 37.3 | | |



NYLES PINCKNEY

DT • 6-1 • 295 • *GR. • 3VL
BEAUFORT, S.C.
WHALE BRANCH EARLY COLLEGE HS

TIGERS

44

Enters 2020 credited with 71 tackles (10.5 for loss), 2.0 sacks, one forced fumble and two fumble recoveries in 857 snaps over 43 career games (13 starts).

2019: Third-team All-ACC selection ... had 27 tackles (4.0 for loss), one sack and a fumble recovery in 367 snaps over 14 games (13 starts) ... had a sack vs. Georgia Tech ... had three tackles vs. No. 12 Texas A&M ... had two tackles at Syracuse ... made one tackle vs. Charlotte and at North Carolina ... had seven tackles (1.5 for loss) and recovered a fumble in midair at Louisville, sharing team defensive player of the game honors ... added two tackles (0.5 for loss) vs. Boston College ... had three tackles for loss (0.5 for loss) vs. Wofford ... posted two tackles at NC State ... made four tackles vs. Wake Forest ... contributed a tackle at South Carolina.

2018: Had 26 tackles (4.5 for loss), a forced fumble and a fumble recovery in 316 snaps over 15 games ... opened season with two tackles vs. Furman ... recorded four tackles, including one for loss, and a fumble recovery vs. Georgia Southern ... had six tackles, including one for loss, at Georgia Tech ... had three tackles each vs. Syracuse and at Wake Forest ... had three tackles at Florida State ... made one tackle in three straight home games vs. Louisville, vs. Duke and vs. South Carolina ... had two tackles, including one for loss on a fake field-goal attempt, vs. No. 1 Alabama.

2017: Had 18 tackles, two tackles for loss, a sack and quarterback pressure in 174 snaps over 14 games ... had a sack in 13 snaps against Wake Forest on Oct. 7 ... had four tackles in 28 snaps against Georgia Tech on Oct. 28 ... had five tackles and a tackle for loss in 25 snaps against The Citadel on Nov. 18.


2016: Redshirted.

Before Clemson: Rated as high as the No. 79 prospect in the nation by Tom Lemming ... rated as No. 196 prospect in the nation and the No. 2 overall prospect in South Carolina by Rivals ... rated No. 261 in the nation and No. 4 player in South Carolina by ESPN ... had outstanding senior year with 72 tackles, 20 tackles for loss, four sacks, six caused fumbles, three recovered fumbles, two blocked punts and two defensive touchdowns in 2015 ... named the Beaufort Gazette's All-Area Defensive Player of the Year ... had 98 tackles, 27 for loss, nine sacks, blocked three field goals, 10 forced fumbles and eight fumble recoveries as a junior ... had 91 tackles, 16 tackles for loss and seven sacks as a sophomore ... narrowed his college choice to Clemson and South Carolina ... coached by Jerry Hatcher ... recruited by Tony Elliott and Dan Brooks.

Personal: Born June 5, 1998 ... earned degree in criminal justice in May 2019 and added a degree in sociology in May 2020.

PINCKNEY CAREER STATS

| Year | G-S | Snaps | Hit | Ast | Tot | TFL | Sacks | Int | QP | PBU | CF-RF |
|---------------|--------------|------------|-----------|-----------|-----------|----------------|-------------|------------|----------|----------|------------|
| 2017 | 14-0 | 174 | 8 | 10 | 18 | 2-5 | 1-2 | 0-0 | 1 | 0 | 0-0 |
| 2018 | 15-0 | 316 | 18 | 8 | 26 | 4-12 | 0-0 | 0-0 | 4 | 0 | 1-1 |
| 2019 | 14-13 | 367 | 11 | 16 | 27 | 4-16 | 1-10 | 0-0 | 4 | 0 | 0-1 |
| Totals | 43-13 | 857 | 37 | 34 | 71 | 10.5-33 | 2-12 | 0-0 | 9 | 0 | 1-2 |



B.T. POTTER

PK • 5-10 • 180 • JR. • 2VL
ROCK HILL, S.C.
SOUTH POINTE HS

TIGERS

29

Is 14-22 on field goals and an 86-for-86 mark on PATs in 30 career games ... also contributed 214 career kickoffs with 158 touchbacks and a 63.4-yard career kickoff average in his first two seasons ... holds the CFP National Championship Game record for longest field goal, converting on a 52-yarder against LSU.

2019: Finished 13-21 on field goal and 79-79 on PATs and with 79 touchbacks on 100 kickoffs with a national-best 63.8-yard kickoff average in 15 games ... made first start at placekicker vs. Georgia Tech, going 7-7 on PATs and kicking a 51-yard field goal, the first 51-yard field goal by Clemson since Chandler Catanzaro in 2013 ... went 1-2 on field goal attempts and 3-of-3 on PATs vs. No. 12 Texas A&M ... converted 2-of-3 field goals and was 5-5 on PATs at Syracuse, earning team special teams player of the week honors ... hit a 22-yard field goal and went 5-5 on PATs vs. Charlotte ... missed a field goal attempt from 40 yards but was 3-for-3 on PATs in a one-point win at North Carolina ... had a 24-yard attempt go wide right but was 4-4 on PATs vs. Florida State ... tied his career long with a 51-yard field goal in the midst of a 1-1 performance on field goals and 4-4 effort on PATs at Louisville, sharing team special teams player of the game honors ... was 8-8 on PATs and 1-2 on field goals vs. Boston College ... was 1-2 on field goals with both attempts from 35 yards vs. Wofford, in addition to finishing 8-8 on PATs in the contest ... was 7-7 on PATs at NC State ... posted another 7-7 performance on PATs and converted a 35-yard field goal attempt vs. Wake Forest ... went 5-5 on PATs and converted a 46-yarder on a 1-2 performance on field goals at South Carolina ... converted field goal attempts of 47 and 24 yards and went 8-8 on PATs vs. No. 22 Virginia, sharing team special teams player of the game honors ... went 3-3 on PATs vs. No. 2 Ohio

State, breaking Greg Huegel's single-season Clemson record for PATs with his 77th PAT of the season ... recorded a career-long 52-yard field goal vs. No. 1 LSU, his third field goal of 50 yards or more in 2019 to tie Richard Jackson's school record for 50-yard field goals in a season from 2009; the 52-yard field goal tied for the 10th-longest in Tiger history and was the longest in Tiger bowl history; the 52-yarder was the longest made field goal in CFP National Championship Game history ... ACC Honor Roll selection.

2018: Immediately earned the kickoff role as a true freshman and became a weapon, finishing third in the nation with 79 touchbacks ... averaged 63.8 yards on 114 kickoffs with 79 touchbacks (69.3 percent) while also posting a 1-1 mark on field goals and a 7-7 mark on PATs ... earned co-special teams player of the week honors at Florida State, registering six touchbacks on 10 kickoffs, going 5-5 on PATs and recording his first career field goal from 24 yards out ... earned the honor again with seven touchbacks on eight kickoffs vs. No. 1 Alabama in the National Championship Game.

Before Clemson: No. 1 placekicker in the nation by Chris Sailer, No. 2 placekicker by Rivals, No. 3 placekicker by 247Sports and No. 7 placekicker by ESPN ... U.S. Army All-American Game participant ... four-year starter at South Pointe High School ... was 31-45 on field-goal attempts and made 211 extra-point attempts in his career ... was 12-17 on field-goal attempts and 77-81 on extra-point attempts as a senior ... helped his team four state titles ... had 117 touchbacks on 126 kickoffs as a senior ... averaged 37.1 yards per punt as a senior ... was 11-15 on field-goal attempts and 49-54 on extra-point attempts as a junior ... averaged 39 yards per punt as a junior ... was 4-7 on field-goal attempts and 40-45 on extra-point attempts as a sophomore ... was 4-6 on field-goal attempts and 45-51 on extra-point attempts as a freshman ... teammate of fellow Tiger signee Derion Kendrick ... coached by Strait Heron ... recruited by Danny Pearman and Jeff Scott.

Personal: Born Feb. 21, 2000 ... majoring in sports communication.

POTTER CAREER STATS

| Year | G-S | 11-29 | 30-39 | 40-49 | 50+ | Total | HB | LG | PAT | Pts |
|---------------|--------------|------------|------------|------------|------------|--------------|----------|-----------|--------------|------------|
| 2018 | 15-0 | 1-1 | 0-0 | 0-0 | 0-0 | 1-1 | 0 | 24 | 7-7 | 10 |
| 2019 | 15-15 | 4-5 | 3-6 | 3-7 | 3-3 | 13-21 | 0 | 52 | 79-79 | 118 |
| Totals | 30-15 | 5-6 | 3-6 | 3-7 | 3-3 | 14-22 | 0 | 52 | 86-86 | 128 |



CORNELL POWELL

WR • 6-0 • 210 • *SR. • 3VL
GREENVILLE, N.C.
J.H. ROSE HS

TIGERS

17

Has 40 career receptions for 329 yards and three touchdowns over 577 career snaps in 42 games ... has seven kickoff returns for 182 yards prior to the 2020 campaign.

2019: Had 15 receptions for 122 yards and two touchdowns in 208 snaps over 15 games ... caught a 13-yard pass vs. Georgia Tech and a two-yard pass vs. No. 12 Texas A&M ... recorded his second career touchdown reception on a two-yard pass vs. Charlotte ... had two catches for seven yards vs. Florida State ... recorded a 10-yard touchdown reception at Louisville ... gained 25 yards on two catches vs. Boston College ... hauled in three receptions for 46 yards vs. Wofford ... caught a four-yard pass at NC State ... gained 14 yards on two receptions at South Carolina.

2018: Recorded five catches for 63 yards in 65 snaps and averaged 29.2 yards on four kickoff returns in four games prior to redshirting ... made a 42-yard catch in season debut vs. Furman while also contributing a 43-yard kickoff return ... collected three catches for 17 yards and averaged 29.0 yards on two kickoff returns at Georgia Tech.

VETERAN BIOS

2017: Had eight receptions for 57 yards and a touchdown in 149 snaps over 14 games ... had three kickoff returns for 65 yards ... had a 14-yard reception and a 22-yard kickoff return against Kent State on Sept. 2 ... had two receptions for 15 yards against Wake Forest on Oct. 7; named team special teams player-of-the-game ... had a 22-yard kickoff return against No. 7 Miami (Fla.) in the ACC Championship Game on Dec. 2.


2016: Had 12 receptions for 87 yards (nine games) ... appeared in first collegiate game against Troy, recording a five-yard reception in 19 snaps ... caught three passes in 42 snaps against SC State ... snagged five passes for 44 yards at Georgia Tech in big road win ... caught two balls for 15 yards at Boston College ... saw six snaps at Wake Forest ... had 11-yard reception in 24 snaps versus South Carolina.

Before Clemson: Rated as the No. 36 overall player in the nation by Rivals ... fourth-best player in the state of North Carolina ... rated No. 153 overall by Prep Stars ... had outstanding game in the Shrine Bowl for North Carolina with 264 all-purpose yards and two scores ... had 4-54 receiving and a touchdown, and had 4-203 on kickoff returns, including a 99-yard return for a touchdown; that was no surprise to anyone as Powell had a touchdown on a kickoff return in each of the first three games of the 2015 season ... had incredible senior year, leading Rose High school to a 12-3 record and berth in the state title game ... had 65 receptions for 1,557 yards and 25 touchdowns; that is an average of 24 yards per catch ... also had 23 rushes for 249 yards and five scores, he averaged 11 yards per rush ... in terms of returns, had 21 kickoff returns for 754 yards and four scores, a 36-yard average ... had 10 punt returns for 353 yards and four scores, a 35.3 average ... overall, had 38 touchdowns in 2015, 25 receiving, five rushing, and eight on kick returns ... first-team all-state as a junior and senior ... had 67 receptions for 1248 yards and 19 touchdowns in 2014 ... added 14-445 yards on kickoff returns for a 32-yard average ... had 23 total touchdowns ... in 2013, he had 47 catches for 1,228 yards and 21 touchdowns ... had 24 total touchdowns ... had 203 receptions in 52 career games for 4,301 yards and 68 touchdowns ... had 110 rushes for 828 yards and 13 touchdowns, he averaged 7.5 yards per rush ... had 1,200 kickoff return yards and 353 punt return yards ... four-year letterman in basketball ... averaged 15 points per game as a freshman, 20.4 as a sophomore and 17.1 as a junior ... 55-percent field goal shooter in his career while averaging 17.0 points and 7.8 rebounds per game ... had 1,310 career points and 604 career rebounds ... coached by David Wojtecki ... recruited by Dan Brooks and Jeff Scott.

Personal: Born Oct. 30, 1998 ... majoring in management ... completed microinternships with WH Trucking in 2018 and Cisco in 2019.

POWELL CAREER STATS

| Year | G-S | Snaps | Rec | Yds | Avg | TD | LG | KOR |
|--------|------|-------|-----|-----|------|----|----|-------|
| 2016 | 9-0 | 155 | 12 | 87 | 7.2 | 0 | 18 | 0-0 |
| 2017 | 14-0 | 149 | 8 | 57 | 7.1 | 1 | 14 | 3-65 |
| 2018 | 4-0 | 65 | 5 | 63 | 12.6 | 0 | 42 | 4-117 |
| 2019 | 15-0 | 208 | 15 | 122 | 8.1 | 2 | 26 | 0-0 |
| Totals | 42-0 | 577 | 40 | 329 | 8.2 | 3 | 42 | 7-182 |



LUKE PRICE

TE • 6-2 • 230 • *JR. • 1VL
DILLON, S.C.
DILLON CHRISTIAN SCHOOL

80

Joined the program in 2017 and enters 2020 having appeared in 18 career games (one start) and having compiled four catches for 41 yards ... transitioned from linebacker to tight end during the 2019 offseason.

2019: Posted four catches for 41 yards in 203 snaps over 15 games (one start) ... saw first career action at

tight end vs. Georgia Tech, helping block for Clemson's 411 rushing yards ... had his first career catch on a 19-yard pass from Chase Brice vs. Charlotte ... caught a three-yard pass vs. Florida State ... gained 14 yards on a reception vs. Boston College ... caught a five-yard pass vs. No. 22 Virginia.

2018: Played on special teams in three games ... made Clemson debut vs. Duke.


2017: Redshirted.

Before Clemson: Lettered at Dillon Christian School.

Personal: Born Sept. 22, 1998 ... his brother, Phillip, was an offensive tackle at Clemson ... majoring in health science ... completed a microinternship at Memorial Hospital in Jacksonville, Fla. in 2019.

PRICE CAREER STATS

| Year | G-S | Snaps | Rec | Yds | Avg | TD | LG |
|--------|------|-------|-----|-----|------|----|-----|
| 2018 | 3-0 | 0 | 0 | 0 | --- | 0 | --- |
| 2019 | 15-1 | 203 | 4 | 41 | 10.2 | 0 | 19 |
| Totals | 18-1 | 203 | 4 | 41 | 10.2 | 0 | 19 |



WILL PUTNAM

OL • 6-4 • 295 • SO. • 1VL
TAMPA, FLA.
PLANT HS

56

Enters 2020 having played 192 snaps over 11 games.

2019: Played 192 snaps over 11 games ... played 16 snaps in collegiate debut vs. Georgia Tech ... played eight snaps at Syracuse ... recorded 15 snaps vs. Charlotte ... played 29 snaps in helping Clemson to 552 yards of total offense vs. Florida State ... played 10 snaps in the midst of Clemson's 551-yard performance with 298 rushing yards at Louisville ... played 34 snaps in helping Clemson exceed both 300 passing yards and 300 rushing yards vs. Boston College ... played 26 snaps in helping Clemson to 702 yards of offense vs. Wofford ... played 18 snaps in Clemson's Atlantic Division-clinching win at NC State ... played 18 snaps vs. Wake Forest, helping Clemson outgain the Demon Deacons, 516-105 ... played eight snaps at South Carolina as Clemson earned its sixth consecutive victory against the Gamecocks ... played 10 snaps as Clemson rolled up 600 yards of offense vs. No. 22 Virginia en route to a fifth straight ACC Championship ... ACC Honor Roll selection.

Before Clemson: National top 120 player and four-star recruit by three services ... ranked No. 80 overall player in the nation by 247Sports, third-best offensive guard in the nation and 11th-best overall player in Florida ... Rivals.com ranked Putnam as its No. 106 overall player, No. 7 offensive guard and No. 14 player in Florida ... ESPN.com listed him as No. 116 overall player, No. 5 offensive guard and No. 15 player in Florida ... will play in US Army All-American game in San Antonio on Jan. 5 ... played for Robert Werner at Plant High School in Tampa the last two years ... played at Glenwood High School in Chatham, Ill. as a freshman and sophomore ... father is with the U.S. Army and his job was reason for the transfer ... helped Plant High to 11-2 season in 2018 ... one of four team captains in 2018 ... played both ways throughout his career ... in addition to his outstanding blocking, had 63 tackles on defense in 2018 with eight tackles for loss, five of which were sacks ... had 31 tackles, including 3.5 tackles for loss in 2016 at Glenwood High ... outstanding wrestler who competed in state heavyweight tournament as a freshman at Glenwood in 2016 ... was the Florida state champion as a heavyweight in 2018 with a 25-0 record for the season ... recruited by Robbie Caldwell and Tony Elliott ... signed with Clemson on Dec. 20, 2018 ... enrolled at Clemson in January 2019.

Personal: Born Aug. 13, 2000 ... pre-business major.



KLAYTON RANDOLPH

DE • 6-2 • 235 • *SO. • SQ
GAFFNEY, S.C.
GAFFNEY HS

TIGERS

Walk-on who appeared in three games in his first season in 2019.

2019: Played four snaps over three games ... had one tackle in his debut vs. Boston College ... saw action vs. Wofford and Wake Forest ... ACC Honor Roll pick.

Before Clemson: Competed at Gaffney High School.

Personal: Born Dec. 27, 1999 ... biological sciences major.

RANDOLPH CAREER STATS

| Year | G-S | Snaps | Hit | Ast | Tot | TFL | Sacks | Int | QP | PBU | CF-RR |
|------|-----|-------|-----|-----|-----|-----|-------|-----|----|-----|-------|
| 2019 | 3-0 | 4 | 1 | 0 | 1 | 0-0 | 0-0 | 0-0 | 0 | 0 | 0-0 |



HUNTER RAYBURN

OL • 6-4 • 315 • *FR. • RS
PENSACOLA, FLA.
PENSACOLA HS

TIGERS

Played 40 snaps over four games while redshirting in 2019.

2019: Played 40 snaps over four games while redshirting ... played 10 snaps in collegiate debut vs. Georgia Tech ... played nine snaps vs. Charlotte ... played 14 snaps vs. Boston College ... played seven snaps vs. Wofford ... ACC Honor Roll selection.

Before Clemson: Four-star prospect by ESPN.com who is ranked as 18th-best offensive guard in the nation ... 247Sports ranked him as 27th-best offensive guard ... played his first three years of high school football at West Florida Tech ... played on varsity as an offensive tackle at the end of 2015 season, then started in 2016 and 2017 ... team reached second round of the state playoffs in 2016 and Final Four in 2017 ... also played baseball as a pitcher and first baseman at West Florida Tech ... transferred to Pensacola High School for his senior year and played baseball in spring of 2018 and football in the fall ... named to the all-area team on the gridiron ... played in all-area All-Star game on Dec. 14, 2018 ... played his senior year of high school football at Pensacola High for Mike Mincy ... brother plays college baseball at Coastal Alabama ... won Pensacola High FCA Award for 2018 ... named to National Honor Society ... primary Clemson recruiters were Jeff Scott and Robbie Caldwell ... committed to Clemson on June 11, 2018 ... enrolled at Clemson in January 2019.

Personal: Born Dec. 6, 2000 ... pre-business major.



DARIEN RENCHER

RB • 5-8 • 195 • *SR. • 2VL
ANDERSON, S.C.
T.L. HANNA HS

TIGERS

Original walk-on who has 50 carries for 238 yards and two touchdowns in 88 snaps over 23 career games.

2019: Recorded 26 carries for 135 yards and two touchdowns on the ground plus four catches for 26 yards in 66 snaps over 13 games ... gained 22 yards on six carries vs. Georgia Tech ... received one carry vs. No. 12 Texas A&M ... rushed twice for eight yards at Syracuse ... gained six yards on two carries vs. Charlotte ... gained 27 yards on three carries vs. Florida State ... scored first career touchdown on an eight-yard run

VETERAN BIOS

at Louisville ... recorded a three-yard rush and a 10-yard reception vs. Boston College ... recorded 36 yards and a touchdown on three carries on his 22nd birthday vs. Wofford ... rushed once for a yard and caught an eight-yard pass at NC State ... gained 13 yards on three carries and caught a 12-yard pass vs. Wake Forest ... rushed twice for eight yards at South Carolina ... gained three yards on a carry vs. No. 22 Virginia.

2018: Rushed for 65 yards on 15 carries in 22 snaps over seven games ... carried twice for 11 yards vs. Furman ... recorded two touches (one rush, one reception) vs. No. 16 NC State ... rushed twice for 15 yards at Florida State ... gained 20 yards on four rushes vs. Louisville ... added three yards on two carries vs. Duke ... rushed three times for 13 yards against Pitt ... gained a yard on one carry vs. No. 3 Notre Dame in the Cotton Bowl.

2017: Had 38 yards on nine carries in 20 snaps over three games ... had 27 yards on four carries against Kent State on Sept. 2 ... had three yards on two carries against The Citadel on Nov. 18 ... had eight yards on three carries at South Carolina on Nov. 25.

2016: Did not appear in a game.

Before Clemson: Lettered at T.L. Hanna High School.

Personal: His father, Darwin, was a letterman for Clemson track & field from 1985-87 and still is sixth in Tiger history in the outdoor long jump ... majoring in elementary education ... four-time ACC Honor Roll selection (2016-19) ... completed microinternships with Adobe in 2017, Cisco in 2018 and the National Football League in 2019 ... born Nov. 2, 1997.

RENCHER CAREER STATS

| Year | G-S | Snaps | Car | Yds | Avg | TD | LG | Rec | Yds | TD |
|---------------|-------------|------------|-----------|------------|------------|----------|-----------|----------|-----------|----------|
| 2017 | 3-0 | 20 | 9 | 38 | 4.2 | 0 | 21 | 0 | 0 | 0 |
| 2018 | 7-0 | 23 | 15 | 65 | 4.3 | 0 | 15 | 1 | -4 | 0 |
| 2019 | 15-0 | 66 | 26 | 135 | 5.2 | 2 | 24 | 4 | 26 | 0 |
| Totals | 25-0 | 109 | 50 | 238 | 4.8 | 2 | 24 | 5 | 22 | 0 |



ETINOSA REUBEN

DT • 6-3 • 285 • *FR. • RS
KANSAS CITY, MO.
PARK HILL SOUTH HS

TIGERS

Has three tackles in nine snaps over three games.

2019: Had three tackles in nine snaps over three games while redshirting ... made collegiate debut vs. Charlotte ... made one tackle vs. Wofford ... had two tackles vs. Wake Forest ... ACC Honor Roll selection.

Before Clemson: Ranked as sixth-best overall player in the state of Missouri by 247Sports ... ranked as 28th-best defensive end in the nation by that site ... ranked as ninth-best overall player from Missouri in this class by Rivals.com and the 41st-best defensive end ... ranked as 11th-best player in Missouri by ESPN and 35th-best defensive end ... second signee from the state of Missouri to come to Clemson, joining Mario Goodrich, who signed with Clemson a year earlier out of the Kansas City area ... only played three years of football, he has a high upside with a large wingspan ... named team Defensive Lineman of the Year at Park Hill South High School in each of his final two years ... first-team all-conference, all-district and second-team all-state by the Missouri Football Coaches Association ... Mr. Panther Award winner at Park Hill South, the most prestigious award presented by the program ... nominated for the Buck Buchanan Award as the top defensive lineman or linebacker in Greater Kansas City ... finished 2018 with 62 total tackles, 16 tackles for loss, including three sacks ... also recorded a safety ... finished his junior year with 55 total tackles, seven tackles for loss, including three sacks, two forced fumbles and one recovered fumble ... made first-team all-conference and all-district in 2018 and was a strong candidate for all-state honors, which were not yet announced at the

time of his signing ... coached by Mike Sharp ... Clemson recruiters were Todd Bates and Brent Venables ... committed to Clemson on July 29, 2018 ... enroll at Clemson in January 2019.

Personal: Born Dec. 2, 2000 ... first name pronounced "eh-tee-OH-sah" ... majoring in psychology.

REUBEN CAREER STATS

| Year | G-S | Snaps | Hit | Ast | Tot | TFL | Sacks | Int | QP | PBU | CF-RF |
|------|-----|-------|-----|-----|-----|-----|-------|-----|----|-----|-------|
| 2019 | 3-0 | 9 | 2 | 1 | 3 | 0-0 | 0-0 | 0-0 | 0 | 0 | 0-0 |



AMARI RODGERS

WR • 5-10 • 210 • SR. • 3VL
KNOXVILLE, TENN.
KNOXVILLE CATHOLIC HS

TIGERS

Earned starting roles at wide receiver and punt returner in 2018 and contributed in those roles in 2019 after a remarkable comeback from injury ... has 104 career receptions for 1,124 yards with eight receiving touchdowns in addition to six career rushing attempts for 46 yards and a touchdown in 43 games (25 starts) ... also enters 2020 with 59 career punt returns for 465 yards (7.9 avg.) including a punt return touchdown ... is one of only five Clemson players since 2000 to record touchdowns by rush, reception and punt return in a career.

2019: Honorable mention All-ACC at both wide receiver and all-purpose slots ... won the Brandon Street-er Award, named after the former Clemson quarterback and current quarterbacks coach, which is presented to the Clemson student-athlete across all sports who overcomes injury to excel on the field ... caught 30 passes for 426 yards and four touchdowns while also rushing twice for 50 yards and a touchdown in 453 offensive snaps in 14 games (10 starts) ... had 18 punt returns for 151 yards (8.4 avg.) ... tore his ACL in the spring but returned to action 166 days later in the second week of the season vs. No. 12 Texas A&M, catching two passes for six yards ... caught four passes for 121 yards and two touchdowns at Syracuse, including an 87-yard catch-and-run for a score that tied the fourth-longest pass play in Clemson history ... earned team offensive player of the week honors for the performance ... caught one pass and had a 20-yard punt return in earning team special teams player of the week honors vs. Charlotte ... gained 12 yards on three receptions at North Carolina ... gained 44 yards on a team-lead-tying five catches and had his first rushing touchdown on a 29-yard run vs. Florida State ... led all players with 78 yards at Louisville on three receptions ... caught a 19-yard touchdown in the midst of a two-catch, 33-yard performance vs. Boston College ... recorded 71 yards and a touchdown on two receptions and earned team special teams player of the game with three punt returns for 23 yards vs. Wofford ... had three receptions for seven yards at NC State ... recorded a season-long 53-yard punt return among his two returns for 57 yards against Wake Forest prior to exiting the game with an injury, sharing team special teams player of the game honors ... added a 21-yard reception and two catches for eight yards at South Carolina ... gained 38 yards on a critical reception on Clemson's 94-yard game-winning drive against No. 2 Ohio State in the Fiesta Bowl ... had two receptions for eight yards vs. No. 1 LSU.

2018: Honorable mention All-ACC as an all-purpose selection ... All-ACC Academic and ACC Honor Roll selection ... ranked second on the team in receptions with 55, tallying 575 yards and four touchdowns in 565 snaps in 15 games (all starts) ... also returned 39 punts an average of 7.7 yards with one touchdown ... made impact in season-opening win vs. Furman, averaging 43.5 yards on two returns and hauling in a 40-yard receiving touchdown for the first score of his career ... earned team special teams player of the week honors

for the performance ... caught team-high five passes for 73 yards at Texas A&M ... recorded career-high six receptions, gaining 60 yards, at Georgia Tech ... also averaged 16.0 yards on two punt returns against the Yellow Jackets, earning co-special teams player of the week honors from the team ... gained 27 yards on four receptions vs. Syracuse ... caught two passes for nine yards at Wake Forest ... earned co-offensive player of the game honors after posting career highs in receiving yards (156) and receiving touchdowns (two) on six receptions at Florida State ... with touchdown receptions of 58 and 68 yards against the Seminoles, became the first Clemson player to catch two touchdowns of 50-plus yards in a single game since Artavis Scott against South Carolina in 2014, becoming the first Clemson player since 1950 to accomplish the feat on the road ... caught a touchdown pass on one of his three receptions for 12 yards vs. Louisville ... collected team co-special teams player of the week honors at No. 17 Boston College after recording Clemson's first punt return touchdown of the season on a 58-yard return ... also recorded five catches for 73 yards in the win against the Eagles ... gained 33 yards on four receptions vs. Duke ... gained 18 yards on five receptions vs. South Carolina ... had a team-high-tying six receptions for 26 yards vs. No. 3 Notre Dame in the Cotton Bowl ... tallied 30 yards on two receptions vs. No. 1 Alabama.

2017: Had 19 receptions for 123 yards in 239 snaps over 14 games ... had a team-tying-high three receptions for 19 yards and a seven-yard punt return against Kent State on Sept. 2 ... had a seven-yard reception, 36-yard kickoff return and an eight-yard punt return against The Citadel on Nov. 18; named team co-special teams player-of-the-game ... had three receptions for 11 yards against No. 7 Miami (Fla.) on Dec. 2.

Before Clemson: Played in the Under Armour All-American Game ... national top-100 prospect by ESPN, which rated him No. 72 overall ... No. 4 in the state of Tennessee and No. 12 at his position by ESPN ... rated No. 104 by 247 Sports, seventh in the state and No. 15 at the wide receiver position ... named Mr. Football at the AAAA level in the state of Tennessee each of the last two years ... for his career, had 3,498 receiving yards and 47 touchdowns ... averaged 31 yards per reception as a senior when he had 40 catches for 1,238 yards and 18 scores ... coached by Steve Mathews ... had 10 catches of 50 yards or more as a senior ... scored a touchdown on the team's first possession of the game on either a scrimmage play or return six times as a senior ... had seven 100-yard receiving games, including two with at least 200 yards as a senior ... had best game as a senior on his birthday, when he had eight catches for 251 yards and four scores ... the touchdown catches were 52, 35, 82 and 12 yards ... as a junior, had 61 receptions for 1,570 yards and 23 touchdowns ... had three rushing touchdowns, two on punt returns, two on kickoff returns and one on an interception return for 31 total touchdowns ... gained 2,511 all-purpose yards as a junior ... also had 38 tackles as a cornerback ... had a 93-yard punt return for a score as junior ... as a sophomore, had 25 catches for 407 yards and six scores ... team's top rusher with 93 carries for 725 yards and nine scores ... had an 87-yard run on offense and 47-yard pick-six on defense ... committed to Clemson and Assistant Coach Jeff Scott on Valentine's Day 2016 ... son of former Tennessee quarterback Tee Martin, who led the Vols to the 1998 national title ... Martin is now an assistant coach at Southern California ... recruited by Jeff Scott and Dan Brooks.

Personal: Born Sept. 23, 1999 ... majoring in sports communication.

RODGERS CAREER STATS

| Year | G-S | Snaps | Rec | Yds | Avg | TD | LG | Car | Yds | TD | PR | KOR |
|---------------|--------------|-------------|------------|-------------|-------------|----------|-----------|----------|-----------|----------|---------------|-------------|
| 2017 | 14-0 | 239 | 19 | 123 | 6.5 | 0 | 16 | 3 | -9 | 0 | 2-15 | 1-36 |
| 2018 | 15-15 | 565 | 55 | 575 | 10.5 | 4 | 68 | 1 | 5 | 0 | 33-229 | 1-22 |
| 2019 | 14-10 | 453 | 30 | 426 | 14.2 | 4 | 87 | 2 | 50 | 1 | 18-151 | 0-0 |
| Totals | 43-25 | 1257 | 104 | 1124 | 10.8 | 8 | 87 | 6 | 46 | 1 | 34-265 | 2-58 |



VETERAN BIOS



JUSTYN ROSS

WR • 6-4 • 205 • JR. • 2VL
PHENIX CITY, ALA.
CENTRAL HS

TIGERS

8

Enters 2020 having recorded 112 passes for 1,865 yards with 17 touchdowns in 929 snaps over 29 career games (14 starts) ... posted a dazzling freshman season in 2018 when he had 46 receptions for a team-leading 1,000 yards with nine touchdowns in 15 games ... announced his presence on the game's biggest stages as a freshman, catching six passes for 148 yards with two touchdowns in the Cotton Bowl and six passes for 153 yards with one touchdown in the College Football Playoff National Championship ... earned Preseason All-American status for 2019 from Athlon (second-team) and Phil Steele (fourth-team) ... will miss the 2020 season due to an injury suffered in spring practice.

2019: Honorable mention All-ACC selection ... recorded 865 yards and eight touchdowns on a team-high 66 receptions in 586 snaps over 14 games (all starts) ... gained 13 yards on three receptions vs. Georgia Tech ... led Clemson with seven receptions for 94 yards vs. No. 12 Texas A&M, including a 30-yard touchdown reception ... gained 64 yards on five receptions at Syracuse ... gained 47 yards on three receptions at North Carolina ... tied his career high with two touchdown receptions vs. Florida State among his five receptions for 61 yards ... caught five passes for 55 yards including an acrobatic 25-yard touchdown reception at Louisville ... gained 60 yards on a team-high four receptions vs. Boston College ... recorded 50 yards and a touchdown on four receptions vs. Wofford ... led team with 75 yards on four receptions including a 33-yard touchdown at NC State ... caught three passes for 18 yards vs. Wake Forest ... posted a career-high nine catches for 111 yards and a touchdown at South Carolina ... recorded 94 yards and a touchdown on three receptions vs. No. 22 Virginia in the ACC Championship Game ... gained 47 yards on a team-high six receptions vs. No. 2 Ohio State in the Fiesta Bowl ... led Clemson with 76 receiving yards on five receptions vs. No. 1 LSU.

2018: Had 46 catches for a team-high 1,000 yards with nine touchdowns in 343 snaps over 15 games ... freshman All-America selection by 247Sports ... scored a touchdown on a 15-yard catch-and-run in his college debut vs. Furman ... recorded his first career 100-yard game against Georgia Southern, gaining 103 yards on three receptions including a 57-yard touchdown ... scored a 53-yard touchdown in his lone reception at Georgia Tech, becoming the first Clemson player to catch touchdown passes of 50 yards or more in back-to-back games since Artavis Scott vs. South Carolina and Oklahoma in 2014 ... gained 40 yards on three receptions vs. Syracuse ... hauled in a 55-yard touchdown pass amidst his five receptions for 74 yards at Wake Forest ... became the first Clemson player to score three receiving touchdowns of 50 yards or more in a single season since Scott in 2014 (four) ... caught five passes for 75 yards vs. No. 16 NC State ... gained 41 yards on one reception at Florida State ... caught two passes for 74 yards including a 59-yard bomb for a touchdown from Chase Brice vs. Louisville ... gained 19 yards on three receptions at No. 17 Boston College ... earned team offensive player of the week honors for his four-catch, 76-yard performance with a touchdown vs. Duke ... gained 58 yards on three receptions vs. South Carolina ... caught two passes for a team-high 70 yards in ACC Championship Game against Pitt ... gained 148 yards on six receptions including second-quarter touchdown grabs of 52 and 42 yards against No. 3 Notre Dame in the Cotton Bowl ... his 137 yards in the opening two quarters set a first-half Cotton Bowl record, as

did his 24.7-yard average for the game ... posted game highs in receptions (six) and receiving yards (153) and caught a 74-yard touchdown in the National Championship Game vs. No. 1 Alabama ... earned All-Bowl team honors from both the AP and Rivals after combining for 12 catches, 301 yards and three touchdowns in two College Football Playoff games.

Before Clemson: No. 15 player in the nation by Rivals, No. 45 player by 247Sports and No. 74 player by ESPN ... No. 2 wide receiver in the nation by Rivals, No. 11 wide receiver by ESPN and No. 15 wide receiver by 247Sports ... No. 1 player in Alabama by ESPN and Rivals; became the first top-ranked player from Alabama to sign with Clemson, and was just second top-ranked player in Alabama who did not sign with Alabama since 2005 ... had 37 receptions for 730 yards and 13 touchdowns as a senior, leading his team to a 12-1 record and the state semifinals ... had 14 punt returns for 383 yards and two touchdowns as a senior ... AAAAAAA back-of-the-year, first-team all-state and finalist for Mr. Football as a senior ... played basketball at Central High School ... from the same school as former Tiger Marvin Sims, who was Clemson's second-leading rusher in 1978 and top rusher in 1979 ... coached by Jamey DuBose at Central High School ... recruited by Todd Bates and Jeff Scott.

Personal: Born Dec. 15, 1999 ... majoring in sports communication.

ROSS CAREER STATS

| Year | G-S | Snaps | Rec | Yds | Avg | TD | LG |
|---------------|--------------|------------|------------|-------------|-------------|-----------|-----------|
| 2018 | 15-0 | 343 | 46 | 1000 | 21.7 | 9 | 74 |
| 2019 | 14-14 | 586 | 66 | 865 | 13.1 | 8 | 59 |
| Totals | 29-14 | 929 | 112 | 1865 | 16.7 | 17 | 74 |



JAMES SKALSKI

LB • 6-0 • 235 • *GR. • 4VL
SHARPSBURG, GA.
NORTHGATE HS

TIGERS

47

Has 166 career tackles, 12.5 tackles for loss, 6.0 sacks, four pass breakups, a forced fumble and a fumble recovery in 931 snaps over 47 games (17 starts) in his career.

2019: Finished second on the team with 105 tackles (7.5 for loss), 4.5 sacks, four pass breakups, a forced fumble and a fumble recovery in 699 snaps over 15 games (all starts) ... All-ACC Academic selection ... recorded eight tackles (0.5 for loss), a half-sack and a pass broken up vs. Georgia Tech ... added three tackles and a fumble recovery vs. No. 12 Texas A&M ... posted seven tackles including a career-high 1.5 sacks at Syracuse ... led Clemson with nine tackles and shared team defensive player of the game honors vs. Charlotte ... recorded seven tackles (one for loss) and a pass breakup and contributed to the game-winning stop on a two-point conversion attempt at North Carolina ... contributed five tackles vs. Florida State ... credited with a team-high 10 tackles including a sack at Louisville ... added six tackles against both Boston College and Wofford ... recorded six tackles (two for loss) and a pass breakup at NC State, sharing team defensive player of the game honors ... led team with eight tackles vs. Wake Forest ... added five tackles at South Carolina ... led Clemson with 10 tackles vs. No. 22 Virginia in ACC Championship Game and also shared team special teams player of the game honors ... contributed a half-sack among his nine tackles vs. No. 2 Ohio State ... had six tackles, a sack and a pass breakup vs. No. 1 LSU.

2018: Played 38 snaps over four games while red-shirting, recording 10 tackles (1.0 for loss) ... recorded six tackles, including one for loss, at Georgia Tech as starting linebacker Kendall Joseph missed the contest with an injury ... posted two tackles against Pitt ... added two tackles vs. No. 1 Alabama.

2017: All-ACC Academic selection ... had 37 tackles, two tackles for loss, 0.5 sacks and two quarterback pressures in 174 snaps over 14 games (two starts) ... averaged a tackle every 6.7 snaps, third on the team (minimum 100 snaps) ... had three tackles and 0.5 tackles for loss in seven snaps at No. 14 Louisville on Sept. 16 ... had a tackle and kickoff against Wake Forest on Oct. 7 ... had two tackles in 11 snaps against Georgia Tech on Oct. 28; named team co-defensive player-of-the-game ... had three tackles in four snaps against Florida State on Nov. 11 ... had a team-high nine tackles and tackle for loss in 36 snaps against The Citadel on Nov. 18; was his first career start; named team defensive player-of-the-game ... had a team-tying-high six tackles in 36 snaps at South Carolina on Nov. 25 ... had three tackles and 0.5 sacks in 32 snaps against No. 7 Miami (Fla.) in the ACC Championship Game on Dec. 2 ... had three tackles in 25 snaps against No. 4 Alabama in the Sugar Bowl on Jan. 1.


2016: Produced 14 tackles in 20 snaps in 14 games ... more than half (eight) of his tackles came on special teams ... appeared in first collegiate game at Auburn, registering a tackle ... special teams player of the game against Boston College, he had a tackle on kickoff coverage ... had four tackles, including two on special teams and one for loss, in nine active snaps against Syracuse ... tallied special teams stop at Wake Forest ... had two tackles on special teams in win over South Carolina ... assisted on a coverage tackle in the Fiesta Bowl win over Ohio State.

Before Clemson: Outstanding all-around athlete ... standout on the football field and the soccer field ... left Northgate High School as its most decorated athlete ... named first-team all-state as a linebacker and second-team all-state as a punter ... Region 4-AAAAA Defensive Player of the Year ... named the MVP of the Newnan area ... led the team in tackles with 170, 33 of which were tackles for loss ... had 11 sacks, three caused fumbles, two caused fumbles and an interception ... had a pair of defensive touchdowns as well ... handled the punts and had over a 40-yard average ... also handled kickoffs and was second-team all-region kicker as well ... also running back at times for Northgate team that finished 12-2, most wins in school history ... also a three-year starter in soccer ... actually played football and soccer at the same time during the fall of 2013 ... played his high school football for Tommy Walburn ... selected Clemson over offers from Louisville and South Carolina ... recruited by Mike Reed and Brent Venables.

Personal: Born Feb. 2, 1998 ... his sister, Brenna, played softball at Georgia State ... father played football for two years at Oklahoma ... graduated in December 2019 with a degree in communication ... three-time ACC Honor Roll selection.

SKALSKI CAREER STATS

| Year | G-S | Snaps | Hit | Ast | Tot | TFL | Sacks | Int | QP | PBU | CF-RF |
|---------------|--------------|------------|------------|-----------|------------|----------------|-------------|------------|-----------|----------|------------|
| 2016 | 14-0 | 20 | 9 | 5 | 14 | 2-14 | 1-10 | 0-0 | 1 | 0 | 0-0 |
| 2017 | 14-2 | 174 | 17 | 20 | 37 | 2-5 | 0.5-2 | 0-0 | 2 | 0 | 0-0 |
| 2018 | 4-0 | 38 | 4 | 6 | 10 | 1-1 | 0-0 | 0-0 | 0 | 0 | 0-0 |
| 2019 | 15-15 | 699 | 74 | 31 | 105 | 7.5-47 | 4.5-31 | 0-0 | 10 | 4 | 1-1 |
| Totals | 47-17 | 931 | 104 | 62 | 166 | 12.5-57 | 6-43 | 0-0 | 13 | 4 | 1-1 |



BAYLON SPECTOR

LB • 6-2 • 230 • *^GR. • 2VL
CALHOUN, GA.
CALHOUN HS

TIGERS

10

Enters 2020 credited with 53 tackles (7.0 for loss), 2.0 sacks, two fumble recoveries, a forced fumble and a pass breakup in 346 career snaps over 30 games.

2019: Credited with 45 tackles (6.0 for loss), 2.0 sacks, a pass breakup and a fumble recovery in 284 snaps over 15 games ... recorded three tackles (includ-



VETERAN BIOS

ing one for loss), a deflected pass that was intercepted by Tanner Muse, as well as a fumble recovery on special teams vs. Georgia Tech that helped him share team special teams player of the game honors ... made one tackle vs. No. 12 Texas A&M ... contributed on defense and special teams at Syracuse ... recorded four tackles vs. Charlotte ... added three tackles at North Carolina ... posted one tackle vs. Florida State ... made six tackles vs. Boston College ... recorded three tackles (0.5 for loss) vs. Wofford ... contributed two tackles at NC State ... registered four tackles vs. Wake Forest ... made two tackles (one for loss) at South Carolina ... added a career-high nine tackles (including one for loss) vs. No. 22 Virginia in the ACC Championship Game ... recorded first two sacks of his career among his seven tackles vs. No. 2 Ohio State in the Fiesta Bowl ... ACC Honor Roll selection.

2018: Credited with eight tackles (1.0 for loss), a forced fumble and a recovered fumble in 62 snaps in 15 games ... forced and recovered a fumble in his collegiate debut vs. Furman ... posted one tackle vs. Georgia Southern and at Wake Forest ... made two tackles vs. Louisville ... added three tackles against Duke.

2017: Redshirted ... enrolled in January.

Before Clemson: Played all over the field, including linebacker and quarterback for Calhoun High School in Georgia ... first-team all-state at the AAA level in 2016 by the Atlanta Journal-Constitution ... helped Calhoun High to an 11-3 record and to the second round of the state playoffs ... led the defense with 78 tackles ... as a quarterback in 2016, rushed for 788 yards and 13 touchdowns and passed for 483 yards and three scores ... had 63 tackles as a junior in 2015 and added 19 receptions for 378 yards and two scores ... as a sophomore, completed 25-38 passes for 447 yards and six scores ... had 71 tackles and an interception on defense ... threw a 40-yard touchdown pass on a double reverse for what proved to be the winning score in the state championship game victory ... that completed a 15-0 season ... played for Hal Lamb at Calhoun High ... knows his way around Clemson, he is a second generation Tiger ... his father, Robbie, was a receiver for the Tigers who lettered from 1988-90 ... Robbie played on Tiger teams that finished 10-2 all of those seasons, including the ACC Championship team of 1988 ... was a member of Clemson's winningest class with 40 wins until the recent run by the Tiger program ... committed to Clemson on Aug. 15, 2015 ... wore #4 at Calhoun High School ... recruited by Brent Venables.

Personal: Earned degree in marketing in August 2020 ... completed a microinternship at Smith & Nephew in 2019 ... born Oct. 20, 1998.

| BR. SPECTOR CAREER STATS | | | | | | | | | | | | |
|--------------------------|-------------|------------|-----------|-----------|-----------|-------------|-------------|------------|----------|----------|------------|-------|
| Year | G-S | Snaps | Hit | Ast | Tot | TFL | Sacks | Int | QB | PK | BP | CF-RF |
| 2018 | 15-0 | 62 | 4 | 4 | 8 | 1-10 | 0-0 | 0-0 | 0 | 0 | 1-1 | |
| 2019 | 15-0 | 284 | 30 | 15 | 45 | 6-22 | 2-12 | 0-0 | 1 | 1 | 0-1 | |
| Totals | 30-0 | 346 | 34 | 19 | 53 | 7-32 | 2-12 | 0-0 | 1 | 1 | 1-2 | |



BRANNON SPECTOR

WR • 6-1 • 195 • *FR. • RS
CALHOUN, GA.
CALHOUN HS

TIGERS

Recorded three catches for 16 yards in three games while redshirting in 2019.

2019: Gained 16 yards on three receptions in 41 snaps over three games while redshirting ... caught a three-yard pass in his collegiate debut vs. Georgia Tech ... added a five-yard reception vs. Charlotte ... caught an eight-yard pass at South Carolina ... ACC Honor Roll selection.

Before Clemson: Second-generation Clemson player who played wide receiver and safety in high school ...

had 49 receptions for 719 yards and seven touchdowns in 2018 as a senior ... had 47 tackles, five tackles for loss, and five interceptions on defense ... returned one interception for a touchdown ... had one of his best all-around games in the season opener, he had eight catches for 103 yards and a touchdown on offense, and an interception on defense against Ridgeland ... had one of his best games in the state playoffs when he had 87 receiving yards and a touchdown in a victory ... Region 6 AAA Athlete of the Year ... first-team all-region ... first-team Chattanooga Times All-Area ... County Player of the Year ... in 2017 team won the state championship with a 14-1 record ... played his high school football at Calhoun High School for Hal Lamb ... high school teammate of 2019 Clemson signee Davis Allen at Calhoun High ... showed his athletic ability at the Atlanta Regional of The Opening, where he finished second in the competition to Nolan Smith, one of the top five players in the nation ... also ran track at Calhoun, competing in the 100, 200, long jump and triple jump ... Clemson recruiters were Brandon Streeter and Jeff Scott ... committed to Clemson on October 28, 2017 ... enrolled at Clemson in January 2019.

Personal: Born July 13, 2000 ... pre-business major ... brother of Clemson linebacker Baylon Spector ... his father, Robbie Spector, was a wide receiver for the Tigers who lettered from 1988-90 ... Clemson won two ACC Championships when Robbie was on the team and his senior class had a 40-8 record with four straight 10-2 seasons ... also has a sister, Blair, at Clemson.

| BR. SPECTOR CAREER STATS | | | | | | | |
|--------------------------|-----|-------|-----|-----|-----|----|----|
| Year | G-S | Snaps | Rec | Yds | Avg | TD | LG |
| 2019 | 3-0 | 41 | 3 | 16 | 5.3 | 0 | 8 |



WILL SPIERS

P • 6-5 • 225 • *SR. • 3VL
CAMERON, S.C.
CALHOUN ACADEMY

TIGERS

Original walk-on ... enters 2020 having averaged 40.8 yards on 184 career punts in 44 career games (all starts).

2019: Averaged 42.3 yards on 53 punts in 15 games, with 20 downed inside the 20 and a career-high 13 of 50 yards or more ... finished with a career-high 41.7-yard net average, the second-best single-season mark in school history behind Dale Hatcher's 1984 performance (42.4) ... All-ACC Academic selection ... dropped two of his three punts against Georgia Tech inside the 20, finishing the game with a 40.0 yards-per-punt average and sharing team special teams player of the game honors ... averaged 42.2 yards on four punts vs. No. 12 Texas A&M ... punted six times for an average of 40.5 yards at Syracuse ... tied his career long with a 64-yard punt vs. Charlotte that was downed at the one-yard line ... averaged 45.8 yards on five punts at North Carolina, sharing team special teams player of the game honors ... averaged 43.0 yards on three punts with two downed inside the 20 vs. Florida State ... recorded a 58-yard punt vs. Boston College ... averaged 46.2 yards on four punts at NC State, earning team special teams player of the game honors ... earned special teams player of the week at South Carolina, averaging 47.0 yards on two punts with both downed inside the South Carolina 10 ... punted only once in the ACC Championship Game vs. No. 22 Virginia, dropping a 30-yarder inside the Virginia 20 ... punted seven times for an average of 44.9 yards per punt with five punts downed inside the 20 and three punts of 50 yards or more vs. No. 2 Ohio State in the Fiesta Bowl, tying his career high for 50-yard punts in a game and setting a career best in punts downed inside the 20 ... punted a career-high nine times vs. No. 1 LSU with five punts downed inside the 20 and two of 50-plus yards.

2018: Averaged 39.7 yards on 64 punts with 19 downed inside the 20 and nine punts of 50 yards or more in 15 games ... averaged 33.5 yards on two punts vs. Furman ... punted a season-high eight times with three downed inside the 20 at Texas A&M, averaging 40.1 yards per punt ... recorded a 32-yarder on his lone punt vs. Georgia Southern ... punted three times for an average of 40.7 yards with one downed inside the 20 at Georgia Tech ... had three of his four punts downed inside the 20 vs. Syracuse, earning team special teams player of the week honors with an average of 40.3 yards per punt ... averaged a season-high 42.3 yards on six punts at Wake Forest ... punted four times with a 40.0-yard average, including one punt downed inside the 20, against No. 16 NC State ... dropped two of his five punts inside the 20 with a 37.4-yard average at Florida State ... punted only once for 44 yards against Louisville ... averaged 37.3 yards on six punts at No. 17 Boston College ... recorded season highs in punting average (44.6) and 50-yard punts (three) on seven punts vs. Duke ... averaged 37.0 yards on two punts vs. South Carolina ... averaged 35.9 yards on seven punts against Pitt, including an ACC Championship-record 63-yard punt ... averaged 39.8 yards on five punts in the Cotton Bowl vs. No. 3 Notre Dame ... averaged 44.3 yards on three punts including a 51-yard punt following Clemson's opening drive to flip field position against No. 1 Alabama in the National Championship Game.

2017: All-ACC Academic selection ... had a 40.6-yard average and 37.7-yard net average on 67 punts in 14 games (14 starts) ... had 25 punts inside the 20 against four touchbacks and 12 punts of 50+ yards ... had a 49-yard punt against Kent State on Sept. 2 ... had a 42.7-yard average on six punts with four punts inside the 20 against No. 13 Auburn on Sept. 9; named team special teams player-of-the-game ... had a 51.8-yard average on four punts with three punts inside the 20 at No. 14 Louisville on Sept. 16; named ACC Specialist-of-the-Week; named team co-special teams player-of-the-game ... had a 48.2-yard average on six punts against Boston College on Sept. 23 ... had a 41.5-yard average on four punts with three inside the 20 and was 1-1 passing for five yards against Wake Forest on Oct. 7 ... had a 42.8-yard average on five punts with three inside the 20 at Syracuse on Oct. 13 ... had a 46-yard punt against The Citadel on Nov. 18 ... had a 44.3-yard average on three punts (all inside the 20) at South Carolina on Nov. 25; named team co-special teams player-of-the-game.

2016: Redshirted.

Before Clemson: Lettered at Calhoun Academy as a quarterback and punter.

Personal: Son of former two-sport athlete and Clemson Hall of Famer Bill Spiers, who was starting punter in 1986; Bill returned to Clemson to receive his degree and is the senior special teams assistant with the Tiger football team ... majoring in construction sciences and management ... four-time ACC Honor Roll selection (2016-19) ... born Oct. 24, 1997.

| SPIERS CAREER STATS | | | | | | | | | | | | |
|---------------------|--------------|------------|-------------|-------------|-----------|-----------|-----------|----------|-----------|-------------|--|--|
| Year | G-S | P | Yds | Avg | -20 | 50+ | TB | HB | LG | Net | | |
| 2017 | 14-14 | 67 | 2723 | 40.6 | 25 | 12 | 4 | 0 | 64 | 37.7 | | |
| 2018 | 15-15 | 64 | 2541 | 39.7 | 19 | 9 | 4 | 0 | 63 | 37.8 | | |
| 2019 | 15-15 | 53 | 2240 | 42.3 | 20 | 13 | 3 | 0 | 64 | 41.7 | | |
| Totals | 44-44 | 184 | 7504 | 40.8 | 64 | 34 | 11 | 0 | 64 | 38.9 | | |



CADE STEWART

OL • 6-3 • 305 • *GR. • 3VL
SIX MILE, S.C.
DANIEL HS

TIGERS

Has played 698 snaps in 37 career games (one start).

2019: Played 335 snaps over 13 games ... played 16 snaps vs. Georgia Tech in helping Clemson to its

VETERAN BIOS

most rushing yards (411) in a season opener since 1957 ... played 16 snaps vs. No. 12 Texas A&M ... played 18 snaps at Syracuse ... played 32 snaps vs. Charlotte ... played 24 snaps in the midst of Clemson's 551-yard performance at Louisville ... played 40 snaps in helping Clemson exceed both 300 passing yards and 300 rushing yards vs. Boston College ... played 30 snaps and shared team offensive player of the game honors in helping Clemson to 702 yards of offense vs. Wofford ... played 27 snaps at NC State ... played 20 snaps vs. Wake Forest ... played 28 snaps at South Carolina as Clemson ... played 28 snaps as Clemson rolled up 600 yards of offense vs. No. 22 Virginia ... ACC Honor Roll selection.


2018: Played 265 snaps over 15 games (one start) ... played 23 snaps in season opener vs. Furman ... made first career start at Texas A&M, playing 34 snaps ... played seven snaps vs. Georgia Southern ... played 30 snaps at Georgia Tech ... played 29 snaps vs. Syracuse ... played 27 snaps in helping Clemson accrue 698 yards and a school-record 11.8 yards per carry at Wake Forest, resulting in the entire offensive line earning team offensive player of the game honors ... played 12 snaps in helping Clemson accrue 471 yards of offense against No. 16 NC State ... played 44 snaps in helping Clemson hand Florida State its worst home loss in program history ... played 23 snaps in helping Clemson set school records in yards per play (11.6) and yards per carry (13.3) vs. Louisville, resulting in the offensive line's second collective selection as offensive player of the game ... played five snaps at No. 17 Boston College ... played eight snaps as Clemson eclipsed 200 passing yards and 200 rushing yards vs. Duke ... played four snaps vs. South Carolina in helping guide Clemson to 744 total yards, the third-highest total in school history ... played eight snaps in ACC Championship Game against Pittsburgh and seven snaps vs. No. 3 Notre Dame ... played four snaps vs. No. 1 Alabama.

2017: Played 98 snaps over nine games ... played 36 snaps against Kent State on Sept. 2 ... played five snaps at No. 14 Louisville on Sept. 16 ... played four snaps against Boston College on Sept. 23 ... played two snaps at No. 12 Virginia Tech on Sept. 30 ... played three snaps against Wake Forest on Oct. 7 ... played five snaps against Georgia Tech on Oct. 28 ... played 32 snaps against The Citadel on Nov. 18 ... played four snaps at South Carolina on Nov. 25 ... played seven snaps against No. 7 Miami (Fla.) in the ACC Championship Game on Dec. 2.

2016: Redshirted.

Before Clemson: Two-year starting lineman who helped Daniel High to 2014 state championship game ... rated No. 19 prospect in South Carolina by 247 Sports ... Shrine Bowl participant ... played for Randy Robinson ... recruited by Brent Venables.

Personal: Follows a long line of players from Daniel High School to come to Clemson ... recent former Daniel High School players in the NFL who went through Clemson include DeAndre Hopkins, Jarvis Jenkins, DeShawn Williams and 2016 first-round draft pick Shaq Lawson ... son of Joy Stewart, who played volleyball at Clemson and was the program's MVP in 1987 ... earned degree in construction science & management in May 2020 ... completed a microinternship with Elliott Realty in 2019 ... born Jan. 26, 1998.



AIDAN SWANSON

P/PK • 6-3 • 180 • *FR. • RS
TAMPA, FLA.
IMG ACADEMY

TIGERS

Punted twice and kicked off four times over three games while redshirting in 2019.


2019: Punted twice and kicked off four times with two touchbacks over three games while redshirting ... made collegiate debut vs. Charlotte, recording two touchbacks on two kickoffs and a 30-yard punt ... dropped a 28-yard punt inside the 20-yard line vs. Florida State ... ACC Honor Roll selection.

Before Clemson: Left-footed punter who ranked as the third-best punter in the nation by PrepStar and Rivals.com ... ranked as the fourth-best punter by 247Sports and 16th-best punter by ESPN.com ... handled kickoffs for IMG Academy in 2018 and had 29 touchbacks on 46 kickoffs (63 percent) ... opponents averaged just 19.6 yards per kickoff return ... averaged 42.3 yards per punt in 2018 and 46.0 in 2017 ... had a 49-yard touchdown pass out of punt formation for IMG in 2017 ... opponents averaged just 2.5 yards per punt return in 2018 ... played two years at IMG Academy and two years at Jesuit High School in Tampa ... punted for a 13-1 team that reached the state semifinals at Jesuit in 2015 ... Jesuit was 12-1 in 2016 ... was 54-80 on touchbacks at Jesuit in 2016 ... had eight touchbacks in a game twice ... As a sophomore, was a first-team All-Tampa Bay and All-Hillsborough County selection and a second-team 5A all-state honoree by the Associated Press ... was also competed in track and field ... was the Hillsborough County district champion for high jump and a State Championship finalist ... Head Coach at Jesuit Tampa was Matt Thompson and Special Teams Coach was Tom Feely ... played at IMG Academy for Kevin Wright ... primary Clemson recruiters were Tony Elliott and Danny Pearman ... committed to Clemson on March 5, 2018 ... enrolled at Clemson in January 2019.

Personal: Born July 20, 2000 ... his mother, Gena, is a Clemson graduate ... majoring in pre-business.

SWANSON CAREER STATS

| Year | G-S | P | Yds | Avg | -20 | 50+ | TB | HB | LG | Net |
|------|-----|---|-----|------|-----|-----|----|----|----|------|
| 2019 | 3-0 | 2 | 58 | 29.0 | 1 | 0 | 0 | 0 | 30 | 29.0 |



DREW SWINNEY

WR • 5-8 • 180 • *SO. • 1VL
CLEMSON, S.C.
DANIEL HS

TIGERS

Original walk-on and son of Head Coach Dabo Swinney ... has two catches for 11 yards in 36 career snaps over 12 games.

2019: Caught two passes for 11 yards in 19 snaps over eight games ... gained 11 yards on his first career catch vs. Charlotte ... added a catch vs. Boston College.

2018: Played 17 snaps in four games while redshirting ... made collegiate debut vs. NC State ... also played vs. Louisville and vs. Duke ... made postseason debut in Cotton Bowl vs. No. 3 Notre Dame.

Before Clemson: Had 41 receptions for 494 yards and five touchdowns along with six carries for 47 yards in his career ... had 30 receptions for 405 yards and three touchdowns as a senior ... had four punt returns for 32 yards as a senior ... all-region as a senior ... had two receiving touchdowns as a sophomore ... team's highest GPA award winner and won the Coach's Award ... Palmetto Fellow Scholar ... lettered on the golf team under Head Coach Robert Ricketts as a sophomore and junior, then played baseball as a senior ... coached by Jeff Fruster at Daniel High School.

Personal: His father, Dabo Swinney, is Clemson's head coach ... his brother, Will, is a wide receiver on the Tiger team ... born Jan. 23, 2000 ... majoring in marketing ... two-time ACC Honor Roll pick (2018-19).

D. SWINNEY CAREER STATS

| Year | G-S | Snaps | Rec | Yds | Avg | TD | LG |
|--------|------|-------|-----|-----|-----|----|-----|
| 2018 | 4-0 | 17 | 0 | 0 | --- | 0 | --- |
| 2019 | 8-0 | 19 | 2 | 11 | 5.5 | 0 | 11 |
| Totals | 12-0 | 36 | 2 | 11 | 5.5 | 0 | 11 |



WILL SWINNEY

WR • 5-8 • 185 • SR. • 3VL
CLEMSON, S.C.
DANIEL HS

TIGERS

Original walk-on and son of Head Coach Dabo Swinney ... has been the team's starting holder since his debut during the 2017 season ... enters his senior season in 2020 having previously caught 21 passes for 139 yards and a touchdown in 297 offensive snaps over 44 career games ... has not missed a game in his career.

2019: Recorded 12 catches for 94 yards in 146 offensive snaps over 15 games while also serving as the holder on placekicks in all contests during the season ... posted a four-yard reception and an eight-yard punt return vs. Georgia Tech ... caught two passes for 24 yards vs. Charlotte ... gained four yards on a reception at Louisville ... rushed for eight yards vs. Boston College ... caught three passes for 11 yards vs. Wofford ... gained 13 yards on two receptions at NC State ... rushed once vs. Wake Forest ... gained 38 yards on three receptions vs. No. 22 Virginia in the ACC Championship Game.

2018: Recorded seven catches for 30 yards and a touchdown in 111 snaps over 15 games while also serving as the holder in every contest ... caught a six-yard pass vs. Furman and a seven-yard pass vs. Georgia Southern ... caught a two passes for seven yards — one from Chase Brice and one from Hunter Renfrow — at Wake Forest ... added another reception vs. No. 16 NC State ... scored his first career touchdown on an eight-yard pass from Chase Brice vs. Louisville ... caught a two-yard pass vs. No. 3 Notre Dame in the Cotton Bowl win.

2017: Totaled two receptions for 15 yards in 40 snaps over 14 games on the season ... had a reception at No. 14 Louisville on Sept. 16 ... had a 15-yard reception and special teams tackle against The Citadel on Nov. 18; named team co-special teams player-of-the-game.

Before Clemson: Top wide receiver for Daniel High School in nearby Central, S.C., where he had 48 receptions for 603 yards and six touchdowns in the 2016 season ... led Daniel High School in total receptions, yards and touchdowns ... had at least two receptions in every contest in the 2016 season ... named all-region as a senior, he was team offensive MVP and one of the team captains ... had strong early-season game against rival Seneca High School with six receptions for 73 yards and a touchdown ... in win over Ninety Six High School, had career highs in receptions (7), yards (118) and touchdowns (2) ... had longest reception of the year on a 53-yard scoring catch against Wren ... had over 900 all-purpose yards including kick returns ... as a junior had 33 receptions for 420 yards and five touchdowns ... played four years of football, two years of basketball and four years of baseball ... played wide receiver, cornerback and various positions on special teams, including holder, at Daniel High School ... coached by Jeff Fruster.

Personal: Son of Tiger Head Coach Dabo Swinney; became the first son of a Clemson football head coach to play for the Tigers since 1963 (Jimmy Howard) ... his brother, Drew, is also a wide receiver on the Clemson football team ... majoring in marketing ... three-time ACC Honor Roll selection (2017-19) ... born Aug. 19, 1998.

W. SWINNEY CAREER STATS

| Year | G-S | Snaps | Rec | Yds | Avg | TD | LG | Car | Yds | TD | PR |
|--------|------|-------|-----|-----|-----|----|----|-----|-----|----|-------|
| 2017 | 14-0 | 40 | 2 | 15 | 7.5 | 0 | 15 | 0 | 0 | 0 | 1-(1) |
| 2018 | 15-0 | 111 | 7 | 30 | 4.3 | 1 | 8 | 1 | 0 | 0 | 3-1 |
| 2019 | 15-0 | 146 | 12 | 94 | 7.8 | 0 | 30 | 2 | 5 | 0 | 3-8 |
| Totals | 44-0 | 297 | 21 | 139 | 6.6 | 1 | 30 | 3 | 5 | 0 | 7-8 |



VETERAN BIOS



XAVIER THOMAS

DE • 6-2 • 265 • JR. • 2VL
FLORENCE, S.C.
IMG (FLA.) ACADEMY

TIGERS

3

Explosive edge rusher who made an immediate impact as a reserve in 2018, earning near-unanimous Freshman All-American acclaim ... enters 2020 credited with 74 career tackles (18.5 for loss), 5.5 sacks, four pass breakups, a forced fumble and a fumble recovery in 738 snaps over 27 games (eight starts) ... selected as a second-team Preseason All-American for 2019 by both Phil Steele and Athlon.

2019: Third-team All-ACC selection ... credited with 31 tackles (8.0 for loss), 2.0 sacks, two pass breakups and a fumble recovery in 434 snaps in 12 games (eight starts) ... recorded four tackles (1.5 for loss) with a half-sack vs. Georgia Tech ... added two tackles including a half-sack vs. No. 12 Texas A&M ... made three tackles, including his first full sack of the season, at Syracuse ... contributed two tackles (one for loss) vs. Charlotte ... added five tackles and contributed to the game-winning stop on a two-point conversion attempt at North Carolina ... made one tackle and rushed for one yard on his first career rushing attempt vs. Florida State ... recorded a tackle and a fumble recovery at NC State ... posted two tackles, both for loss, vs. Wake Forest ... notched three tackles and a pass breakup vs. No. 22 Virginia in the ACC Championship Game ... registered six tackles (1.5 for loss) in the Fiesta Bowl against No. 2 Ohio State ... added two tackles vs. No. 1 LSU.

2018: Credited with 43 tackles (10.5 for loss), 3.5 sacks and two pass breakups in 304 snaps over 15 games ... first-team Freshman All-America selection by USA Today, ESPN.com, The Athletic and 247Sports ... made debut with three tackles (including one for loss) against Furman ... recorded first career sack vs. Georgia Southern ... collected team co-special teams player of the week honors against Georgia Tech after a devastating hit on the Yellow Jackets' only kickoff return of the day ... helped seal a comeback win against Syracuse, recording a highlight-reel sack and applying pressure throughout Syracuse's final desperation drive ... recorded two tackles for loss among his four total tackles at Wake Forest ... made five tackles, including 2.5 for loss, in only 25 snaps vs. No. 16 NC State ... collected two tackles for loss with one sack among his three tackles at Florida State ... added four tackles vs. Louisville ... contributed four tackles at No. 17 Boston College ... added three tackles vs. Duke ... made one tackle vs. South Carolina ... registered three tackles and a pass breakup in ACC Championship Game against Pitt ... made two tackles including an assisted tackle for loss vs. No. 3 Notre Dame in the Cotton Bowl ... contributed three tackles including a half-sack in the National Championship Game vs. No. 1 Alabama.


Before Clemson: No. 3 player in the nation by 247Sports, No. 4 player by ESPN and No. 5 player by PrepStars and Rivals ... No. 1 defensive end in the nation by 247Sports, ESPN, PrepStars and Rivals ... No. 1 player in Florida by 247Sports, ESPN, PrepStars and Rivals ... Anthony Munoz national lineman-of-the-year ... U.S. Army All-American Game participant ... played at IMG (Fla.) Academy as a senior after playing three seasons at Wilson High School (Florence, S.C.) ... helped IMG Academy to a 9-0 record and No. 2 national ranking by MaxPreps as a senior ... USA Today National Defensive Player-of-the-Year finalist ... invited to Nike's The Opening in 2017 ... had 34 tackles and eight tackles for loss as a senior ... had 70 tackles, 13 tackles for loss and nine sacks as a sophomore ... had 568 yards and eight touchdowns on 59 carries as a sophomore ... had 59 tackles, 21 tackles for loss, eight

sacks and 21 quarterback pressures as a freshman ... teammate of fellow Tiger signee Mike Jones Jr. ... coached by Kevin Wright at IMG Academy High School ... enrolled at Clemson in January 2018 ... recruited by Todd Bates, Danny Pearman and Brent Venables.

Personal: Born Dec. 20, 1999 ... majoring in criminal justice.

THOMAS CAREER STATS

| Year | G-S | Snaps | Hit | Ast | Tot | TFL | Sacks | Int | QP | PBU | CF-RF |
|--------|------|-------|-----|-----|-----|---------|--------|-----|----|-----|-------|
| 2018 | 15-0 | 304 | 24 | 19 | 43 | 10.5-52 | 3.5-22 | 0-0 | 6 | 2 | 1-0 |
| 2019 | 12-8 | 434 | 17 | 14 | 31 | 8-32 | 2-8 | 0-0 | 7 | 2 | 0-1 |
| Totals | 27-8 | 738 | 41 | 33 | 74 | 18.5-84 | 5.5-30 | 0-0 | 13 | 4 | 1-1 |



RAY THORNTON III

S • 6-1 • 210 • *FR. • RS
COLUMBUS, GA.
CENTRAL (ALA.) HS

TIGERS

Appeared in four games while redshirting in 2019, playing three defensive snaps and contributing on special teams.


2019: Appeared in four games while redshirting in 2019, playing three defensive snaps and contributing on special teams ... made collegiate debut on special teams vs. Georgia Tech ... contributed in a win against Charlotte ... played on special teams vs. Wofford and vs. Wake Forest ... ACC Honor Roll selection.

Before Clemson: Georgia native who played his high school football in Alabama ... athletic safety who joins 2017 high school teammate Justyn Ross at Clemson ... Ross and Thornton were first scholarship athletes to come to Clemson from Phenix City since Marvin Sims (1976-79) ... ranked as the 18th-best player in state of Alabama by ESPN.com and Rivals.com ... ranked as No. 13 prospect in Alabama by the Birmingham News ... integral reason why Central High won the state championship in 2018 with a 14-0 record ... bright spot in the secondary that helped Central to 52-7 win in 7A state championship game against team led by Alabama signee Taulia Tagovailoa, the brother of Alabama quarterback Tua Tagovailoa ... had an interception and 68-yard return to set up a field goal in the third quarter of that game ... helped lead Central to its first undefeated season since 1944 and first state championship since 1993 ... had 57 tackles and two interceptions in 2017, helping Central to the semifinals of the state championship tournament ... wore No. 5 in high school ... played his high school football at Central High School for Jamey Dubose ... Clemson recruiter was Todd Bates ... committed to Clemson on June 22, 2018 ... enrolled at Clemson in January 2019.

Personal: Born Dec. 4, 2000 ... majoring in parks, tourism and recreation management.

THORNTON CAREER STATS

| Year | G-S | Snaps | Hit | Ast | Tot | TFL | Sacks | Int | QP | PBU | CF-RF |
|------|-----|-------|-----|-----|-----|-----|-------|-----|----|-----|-------|
| 2019 | 4-0 | 3 | 0 | 0 | 0 | 0-0 | 0-0 | 0-0 | 0 | 0 | 0-0 |



MASON TROTTER

OL • 6-2 • 270 • *FR. • RS
ROEBUCK, S.C.
DORMAN HS

TIGERS

Played 46 snaps over four games while redshirting in 2019.

2019: Played 46 snaps over four games while redshirting ... played four snaps in his debut vs. Georgia Tech ... played nine snaps vs. Charlotte ... played 14 snaps vs. Boston College ... played 19 snaps vs. Wofford ... ACC Honor Roll selection.

Before Clemson: Three-year starter who started 41 career games for Dorman ... two-time all-area selection

by the Herald-Journal, helping his team to back-to-back Region II-AAAAA titles ... earned second-team all-state honors from USA Today ... guided team to an 11-2 record and a berth in the third round of the SCHSL playoffs as a senior ... had a team-high 27 pancake blocks that year in helping his starting running back produce 1,720 yards and 19 touchdowns ... as a junior in 2017, recorded 28 pancake blocks and led an offensive line that helped produce three 1,000-yard rushers en route to a state championship berth ... ranked among the top 75 recruits in South Carolina according to 247Sports ... participated in the Shrine Bowl ... played for coach David Gutshall at Dorman ... high school teammate of Ben Batson and Jordan McFadden ... primary Clemson recruiters were Robbie Caldwell and Jeff Scott.

Personal: Born Jan. 16, 2001 ... pre-business major.



ELIJAH TURNER

S • 5-11 • 190 • *GR. • 1VL
PICKENS, S.C.
SENECA HS

TIGERS

Enters 2020 having played in 12 games.

2019: Appeared in 10 games ... made season debut vs. Georgia Tech ... also saw action vs. Charlotte, Florida State, Louisville, Boston College, Wofford, NC State, Wake Forest and at South Carolina ... played on special teams vs. No. 22 Virginia.


2018: Played in two games ... made Clemson debut vs. No. 16 NC State, playing five snaps ... appeared on special teams against Louisville.

Before Clemson: Played defensive back at Presbyterian College in 2016 and 2017 ... had 58 tackles (second most on the team), three tackles for loss and an interception in 11 games in 2017 ... played 10 games, mostly on special teams, in 2016 ... three-time all-region selection at Seneca High School ... North-South All-Star Game participant ... all-region baseball selection ... South Carolina Rotary Scholar and member of the National Honor Society ... coached by his father, Brett Turner, at Seneca High School.

Personal: Graduated in December 2019 with a degree in communication ... completed a microinternship at Cisco in 2019 ... born July 22, 1997 ... two-time ACC Honor Roll selection (2018-19).

E. TURNER CAREER STATS

| Year | G-S | Snaps | Hit | Ast | Tot | TFL | Sacks | Int | QP | PBU | CF-RF |
|--------|------|-------|-----|-----|-----|-----|-------|-----|----|-----|-------|
| 2018 | 2-0 | 5 | 1 | 0 | 1 | 0-0 | 0-0 | 0-0 | 0 | 0 | 0-0 |
| 2019 | 10-0 | 2 | 0 | 0 | 0 | 0-0 | 0-0 | 0-0 | 0 | 0 | 0-0 |
| Totals | 12-0 | 7 | 1 | 0 | 1 | 0-0 | 0-0 | 0-0 | 0 | 0 | 0-0 |



NOLAN TURNER

S • 6-1 • 205 • *SR. • 3VL
VESTAVIA HILLS, ALA.
VESTAVIA HILLS HS

TIGERS

Enters 2020 credited with 124 tackles (5.5 for loss), 14 passes broken up, three interceptions (all in postseason play) returned 24 yards, a sack and a forced fumble in 973 snaps over 43 career games (four starts).

2019: Credited with 66 tackles (2.0 for loss), 10 pass breakups, two interceptions (both in postseason play) and a forced fumble in 538 snaps over 15 games (four starts) ... tied for team lead with nine tackles and added a pass broken up vs. Georgia Tech ... posted four tackles (one for loss), two pass breakups and a forced fumble vs. No. 12 Texas A&M ... added three tackles and a pass breakup at Syracuse ... posted two tackles vs. Charlotte ... recorded six tackles (one for loss) and

VETERAN BIOS

contributed to the game-winning stop on a two-point conversion attempt at North Carolina ... added a tackle vs. Florida State ... registered three tackles and a pass breakup at Louisville ... contributed five tackles and two pass breakups and earned team special teams player of the game vs. Boston College ... added five tackles vs. Wofford ... recorded three tackles and two pass breakups at NC State ... finished second on the team with six tackles vs. Wake Forest ... posted three tackles and his first interception since the 2018 Cotton Bowl in the ACC Championship Game vs. No. 22 Virginia ... contributed four tackles and the game-sealing interception vs. No. 2 Ohio State in the Fiesta Bowl ... recorded 12 tackles and a pass breakup vs. No. 1 LSU.

2018: Credited with 44 tackles (2.5 for loss), three pass breakups and an interception in 391 snaps over 15 games ... recorded two tackles in season opener against Furman ... added a tackle against both Georgia Southern and Georgia Tech ... contributed two tackles vs. Syracuse ... responsible for a season-high five tackles at Wake Forest ... recorded three tackles and a pass breakup in earning team co-defensive player of the week honors vs. No. 16 NC State ... contributed five tackles and a pass breakup at Florida State ... collected a career-high eight tackles vs. Louisville ... made three tackles at No. 17 Boston College ... added a tackle vs. Duke ... made two tackles vs. South Carolina ... contributed five tackles against Pitt ... recorded his first career interception in the Cotton Bowl vs. No. 3 Notre Dame ... made four tackles in the National Championship Game against No. 1 Alabama, his father's alma mater.

2017: Had 14 tackles, a tackle for loss, sack and pass breakup in 44 snaps over 13 games ... had two tackles and a sack in seven snaps at No. 14 Louisville on Sept. 16 ... had two special teams tackles at No. 12 Virginia Tech on Sept. 30; named team special teams player-of-the-game ... had six tackles and a pass breakup in 27 snaps against The Citadel on Nov. 18 ... had two special teams tackles at South Carolina on Nov. 25; named team co-special teams player-of-the-game.

2016: Redshirted.

Before Clemson: Had 63 tackles and five interceptions as a safety as a senior ... had four receiving touchdowns ... had a 63-yard touchdown reception in season opener ... had 10 tackles on defense and caught a touchdown pass in the second game of the 2015 season ... had pass deflection on last play of the game to clinch win over rival Hoover High ... had a touchdown reception in a state playoff victory as well ... helped his team to a 9-3 record and second round of the playoffs ... named honorable mention all-state as a defensive back by the Birmingham News ... played his high school football for Buddy Anderson ... also a member of the Vestavia Hills basketball team ... chose Clemson over offer from UAB ... recruited by Marion Hobby.

Personal: Born Nov. 29, 1997 ... his late father, Kevin, played football with Dabo Swinney at Alabama ... Kevin went on to play eight years in the NFL with New England and Philadelphia ... majoring in financial management.

N. TURNER CAREER STATS

| Year | G-S | Snaps | Hit | Ast | Tot | TFL | Sacks | Int | QB | PBU | CF-RR |
|---------------|-------------|------------|-----------|-----------|------------|---------------|------------|-------------|----------|-----------|------------|
| 2017 | 13-0 | 44 | 9 | 5 | 14 | 1-1 | 1-1 | 0-0 | 0 | 1 | 0-0 |
| 2018 | 15-0 | 391 | 31 | 13 | 44 | 2.5-6 | 0-0 | 1-24 | 0 | 3 | 0-0 |
| 2019 | 15-4 | 538 | 37 | 29 | 66 | 2-9 | 0-0 | 2-0 | 0 | 10 | 1-0 |
| Totals | 43-4 | 973 | 77 | 47 | 124 | 5.5-16 | 1-1 | 3-24 | 0 | 14 | 1-0 |



REGAN UPSHAW

DE • 5-11 • 235 • *GR. • 3VL
BRADENTON, FLA.
ALONSO HS

Original walk-on who enters 2020 credited with 12 career tackles in

26 career games.

2019: Contributed eight tackles in 41 defensive snaps over 13 games ... transitioned to defensive end from linebacker prior to the season ... recorded a tackle vs. Georgia Tech and at Syracuse ... contributed vs. Charlotte ... added a tackle vs. Florida State and at Louisville ... saw action vs. Boston College ... recorded two tackles vs. Wofford ... added a tackle vs. Wake Forest and at South Carolina.

2018: Appeared in nine games ... credited with two tackles in eight snaps in the season opener against Furman ... played on special teams in an additional eight games.

2017: Had two tackles, both on special teams, in four games ... had two special teams tackles against The Citadel on Nov. 18.

2016: Did not appear in a game.

Before Clemson: Lettered at Alonso High School.

Personal: Father, Regan Upshaw, was the No. 12 overall selection of the 1996 NFL draft by the Tampa Bay Buccaneers and played nine seasons for five teams ... earned degree in economics in May 2020 ... completed microinternship with WH Trucking in 2018 ... born Nov. 20, 1997.

UPSHAW CAREER STATS

| Year | G-S | Snaps | Hit | Ast | Tot | TFL | Sacks | Int | QB | PBU | CF-RR |
|---------------|-------------|-----------|----------|----------|-----------|------------|------------|------------|----------|----------|------------|
| 2017 | 4-0 | 0 | 2 | 0 | 2 | 0-0 | 0-0 | 0-0 | 0 | 0 | 0-0 |
| 2018 | 9-0 | 8 | 2 | 0 | 2 | 0-0 | 0-0 | 0-0 | 1 | 0 | 0-0 |
| 2019 | 13-0 | 41 | 5 | 3 | 8 | 0-0 | 0-0 | 0-0 | 1 | 0 | 0-0 |
| Totals | 26-0 | 49 | 9 | 3 | 12 | 0-0 | 0-0 | 0-0 | 2 | 0 | 0-0 |



JAKE VENABLES

LB • 6-2 • 235 • *SO. • 1VL
CLEMSON, S.C.
DANIEL HS

Enters 2020 credited with 40 career tackles (9.5 for loss), 1.5 sacks and a pass breakup in 223 career snaps in 17 games.

2019: Credited with 38 tackles (9.5 for loss), 1.5 sacks and a pass breakup in 217 snaps over 14 games ... posted four tackles (one for loss) including a half-sack vs. Georgia Tech ... added two tackles vs. No. 12 Texas A&M ... played on defense and special teams at Syracuse ... made three tackles (2.5 for loss) vs. Charlotte ... contributed one tackle at North Carolina ... appeared briefly vs. Florida State ... posted four tackles vs. Boston College ... led Clemson with 4.0 tackles for loss among his eight tackles vs. Wofford, earning team defensive player of the game honors ... contributed four tackles vs. NC State ... added three tackles (0.5 for loss) vs. Wake Forest ... credited with three tackles at South Carolina ... added two tackles vs. No. 22 Virginia in the ACC Championship Game ... recorded four tackles (1.5 for loss) and a sack vs. No. 1 LSU ... ACC Honor Roll selection.


2018: Credited with two tackles in six snaps over three games while redshirting ... made one tackle in his collegiate debut vs. No. 16 NC State ... played on special teams vs. Louisville ... registered a tackle vs. Duke.

Before Clemson: No. 29 linebacker in the nation by 247Sports and No. 32 linebacker by Rivals ... No. 6 player in South Carolina by 247Sports and No. 7 player by Rivals ... Shrine Bowl selection ... all-region selection as a senior ... had 70 tackles, 22 tackles for loss and five sacks as a senior ... starter as a sophomore and junior ... played basketball as a junior ... coached by Jeff Fruster at Daniel High School ... recruited by Brent Venables.

Personal: His father, Brent Venables, is Clemson's defensive coordinator ... majoring in sports communication ... completed a microinternship at Cisco in 2019 ... born Jan. 18, 2000.

J. VENABLES CAREER STATS

| Year | G-S | Snaps | Hit | Ast | Tot | TFL | Sacks | Int | QB | PBU | CF-RR |
|---------------|-------------|------------|-----------|-----------|-----------|---------------|--------------|------------|----------|----------|------------|
| 2018 | 3-0 | 6 | 1 | 1 | 2 | 0-0 | 0-0 | 0-0 | 0 | 0 | 0-0 |
| 2019 | 14-0 | 217 | 27 | 11 | 38 | 9.5-21 | 1.5-2 | 0-0 | 1 | 0 | 0-0 |
| Totals | 17-0 | 223 | 28 | 12 | 40 | 9.5-21 | 1.5-2 | 0-0 | 1 | 0 | 0-0 |



BLAKE VINSON

OL • 6-4 • 300 • **SO. • 1VL
OCALA, FLA.
NORTH MARION HS

Enters 2020 having played 113 snaps in 13 career games since a redshirt season in 2017.


2019: Played 34 snaps over two games prior to a season-ending injury ... 26 snaps vs. Georgia Tech in helping Clemson to its most rushing yards (411) in a season opener since 1957 ... played eight snaps at Syracuse.

2018: Played 79 snaps over 11 games ... played 11 snaps in collegiate debut vs. Furman ... played six snaps in games against Georgia Southern, Georgia Tech, Wake Forest and No. 16 NC State ... played 14 snaps in helping hand Florida State its worst home loss in program history ... played 20 snaps in helping Clemson set school records in yards per play (11.6) and yards per carry (13.3) vs. Louisville, resulting in the offensive line's second collective selection as offensive player of the game ... played two snaps at No. 17 Boston College ... played three snaps vs. Duke ... played three plays against Pitt ... played two snaps against No. 1 Alabama in the National Championship Game.

2017: Redshirted.

Before Clemson: Rated as the No. 14 prospect in the region by Scout ... rated the No. 358 prospect in the nation by 247 sports, No. 35 at his position ... committed to Clemson on Jan. 31, 2016 ... one of the top players at The Open regional event in Charlotte in the summer of 2016, he then was chosen for "The Opening" in Oregon ... earned a lot of attention at the Charlotte event because he played all five offensive line positions ... one of three offensive linemen in the Tigers' 2017 class ... also considered Florida, Tennessee and Georgia ... team was 10-2 his junior year and reached the state playoffs ... played for Willie Offord as a senior ... team was 8-3 his sophomore year and reached the state playoffs ... wore #72 in high school ... recruited by Jeff Scott.

Personal: Majoring in economics ... born March 15, 1998.



JONATHAN WEITZ

PK • 5-11 • 180 • *FR. • RS
CHARLESTON, S.C.
PORTER-GAUD SCHOOL

Reserve placekicker in his second season with the Tiger program in 2020.

2019: Kicked off five times in three contests while redshirting ... made his collegiate debut on a fourth quarter kickoff vs. Georgia Tech ... kicked off twice each vs. Charlotte and vs. Wofford ... ACC Honor Roll selection.

Before Clemson: Completed his prep career at Porter-Gaud School.

Personal: Born Nov. 20, 2000 ... pre-business major.

WEITZ CAREER STATS

| Year | G-S | 11-29 | 30-39 | 40-49 | 50+ | Total | HB | LG | PAT | Pts |
|------|-----|-------|-------|-------|-----|-------|----|-----|-----|-----|
| 2018 | 3-0 | 0-0 | 0-0 | 0-0 | 0-0 | 0-0 | 0 | --- | 0-0 | 0 |

VETERAN BIOS



GREG WILLIAMS

DE • 6-4 • 260 • *FR. • RS
SWANSEA, S.C.
SWANSEA HS

TIGERS

40

Played 14 snaps in four games while redshirting in 2019.


2019: Played 14 defensive snaps in four games while redshirting ... made collegiate debut vs. Charlotte ... saw action vs. Wofford ... split a tackle for loss vs. Wake Forest.

Before Clemson: One of the top linebackers in South Carolina who played in the Shrine Bowl for South Carolina in 2018 ... four-year starter at Swansea ... played inside linebacker in 2017 and outside linebacker in 2018 ... ranked as the eighth-best overall player in state of South Carolina by ESPN.com ... listed 12th in the state by Rivals.com and 16th by 247Sports ... had 78 tackles with a sack, two forced fumbles and three interceptions as a senior in 2018 ... named the Region 5 Defensive Player of the Year ... All-Region 5 AAA All-Region in football and basketball in 2017-18 academic year ... the basketball team won the Region 5 AAA Championship in 2017-18 ... had outstanding junior year in 2017 when he had 103 tackles ... comes to Clemson from Swansea, S.C., the same hometown that sent Bryant McNeal to the Tigers between 1999-2002 ... wore No. 4 for Swansea ... played at Swansea High School for first-year coach Eric Pack ... primary Clemson recruiters were Brandon Streeter and Brent Venables ... committed to Clemson on June 21, 2018.

Personal: Born Feb. 22, 2001 ... majoring in health science.

G. WILLIAMS CAREER STATS

| Year | G-S | Snaps | Hit | Ast | Tot | TFL | Sacks | Int | QP | PBU | CF-RF |
|------|-----|-------|-----|-----|-----|-------|-------|-----|----|-----|-------|
| 2019 | 4-0 | 14 | 0 | 1 | 1 | 0.5-1 | 0-0 | 0-0 | 0 | 0 | 0-0 |



JORDAN WILLIAMS

DT • 6-4 • 310 • *JR. • 2VL
VIRGINIA BEACH, VA.
FRANK W. COX HS

TIGERS

59

Enters 2020 having recorded 44 career tackles (8.5 for loss), 4.0 sacks, two pass breakups and a forced fumble in 444 snaps over 27 games.

2019: Credited with 31 tackles (5.5 for loss), 2.5 sacks and two pass breakups in 297 snaps over 15 games ... registered three tackles vs. Georgia Tech ... made three tackles at Syracuse ... added a tackle vs. Charlotte ... contributed three tackles including his first sack of the season at North Carolina ... credited with a tackle and a pass breakup vs. Florida State ... added five tackles (0.5 for loss) at Louisville ... posted three tackles including a half-sack vs. Boston College ... made one tackle vs. Wofford ... recorded two tackles (1.5 for loss) at NC State ... added two tackles (0.5 for loss) vs. Wake Forest ... added an eight-yard sack at South Carolina ... posted one tackle vs. No. 22 Virginia in ACC Championship Game ... contributed four tackles vs. No. 2 Ohio State in the Fiesta Bowl.

2018: Credited with 13 tackles (3.0 for loss), 1.5 sacks and a forced fumble in 147 snaps over 12 games ... made three tackles vs. Furman prior to exiting with an injury ... returned to action vs. Syracuse ... collected five tackles at Wake Forest ... in 21 snaps at Florida State, recorded two tackles, including 1.5 tackles for loss and a sack ... made two tackles vs. Louisville ... contributed a tackle as Clemson held No. 3 Notre Dame to three points in the Cotton Bowl.

2017: Redshirted.

JOR. WILLIAMS CAREER STATS

| Year | G-S | Snaps | Hit | Ast | Tot | TFL | Sacks | Int | QP | PBU | CF-RF |
|--------|------|-------|-----|-----|-----|--------|--------|-----|----|-----|-------|
| 2018 | 12-0 | 147 | 8 | 5 | 13 | 3-12 | 1.5-11 | 0-0 | 1 | 0 | 1-0 |
| 2019 | 15-0 | 297 | 17 | 14 | 31 | 5.5-22 | 2.5-17 | 0-0 | 1 | 2 | 0-0 |
| Totals | 27-0 | 444 | 25 | 19 | 44 | 8.5-34 | 4-28 | 0-0 | 2 | 2 | 1-0 |



LEANTHONY WILLIAMS

CB • 5-11 • 185 • *JR. • 2VL
ATLANTA, GA.
WESTLAKE HS

TIGERS

20

Enters 2020 credited with 10 career tackles in 151 snaps over 18 career games.

2019: Credited with two tackles and a pass breakup in 78 snaps over 11 games ... credited by the coaching staff with a tackle and pass breakup vs. Florida State ... added a tackle vs. Boston College.

2018: Credited with eight tackles in 73 snaps over seven games ... made three tackles in season opener vs. Furman and one tackle at Georgia Tech ... posted three tackles in eight snaps vs. NC State ... added one tackle in eight snaps at Florida State.

2017: Redshirted.

Before Clemson: Consensus top-250 prospect nationally ... highest ratings come from Rivals, which lists him as the No. 111 overall prospect in the nation, No. 11 in the state of Georgia and No. 11 at his position ... rated No. 204 by 247 Sports ... No. 272 overall and No. 9 in the region by Scout ... rated No. 212 overall, No. 27 in the state and No. 20 at his position by ESPN ... helped Roswell High to Georgia AAAAAAA championship game, where it lost in overtime to Grayson High School and fellow signee Chase Brice ... had 42 tackles, five interceptions, five passes broken up and a fumble recovery as a senior in 2016 ... had 10 tackles in season opener against Buford ... team finished No. 8 in the nation in the USA Today Top 25 after a second straight 14-1 season ... his high school program was 28-2 his last two years ... Roswell reached the championship game in 2015 as well when Williams was also a starting cornerback ... played for John Ford ... high school teammate of current Clemson linebacker Tre Lamar ... committed to Clemson on Feb. 22, 2016 ... narrowed his college choices to Clemson, Notre Dame, Georgia, Tennessee and Florida ... recruited by Mike Reed and Tony Elliott.

Personal: Born Nov. 4, 1998 ... majoring in parks, recreation and tourism management.

L. WILLIAMS CAREER STATS

| Year | G-S | Snaps | Hit | Ast | Tot | TFL | Sacks | Int | QP | PBU | CF-RF |
|--------|------|-------|-----|-----|-----|-----|-------|-----|----|-----|-------|
| 2018 | 7-0 | 73 | 6 | 2 | 8 | 0-0 | 0-0 | 0-0 | 0 | 0 | 0-0 |
| 2019 | 11-0 | 78 | 1 | 1 | 2 | 0-0 | 0-0 | 0-0 | 0 | 1 | 0-0 |
| Totals | 18-0 | 151 | 7 | 3 | 10 | 0-0 | 0-0 | 0-0 | 0 | 1 | 0-0 |



LANNDEN ZANDERS

S • 6-1 • 195 • SO. • 1VL
SHELBY, N.C.
CREST HS

TIGERS

36

Enters 2020 credited with 21 tackles (2.5 for loss), 2.0 sacks and a pass breakup in 112 defensive snaps over 14 games.

2019: Credited with 21 tackles (2.5 for loss), 2.0 sacks and a pass breakup in 112 defensive snaps over 14 games ... made collegiate debut vs. Georgia Tech, making two tackles (0.5 for loss) ... recorded four tackles at Syracuse ... added an eight-yard sack vs. Charlotte ... credited by the coaching staff with two tackles and a pass breakup vs. Florida State ... posted two tackles vs. Boston College ... recorded four tackles vs. Wofford ... added two tackles including a sack at NC State ... credited with three tackles vs. Wake Forest ... contributed a tackle vs. No. 22 Virginia in the ACC Championship Game.

Before Clemson: Ranked as 24th-best player in North Carolina by ESPN.com ... had 51 tackles and five interceptions as a starting safety in 2018 ... returned two of his five interceptions for touchdowns ... had a fumble return and 175 yards rushing and a touchdown ... as a receiver, had 545 receiving yards and eight touchdowns ... first-team all-conference ... team finished 9-4 in 2018 ... in 2017, had 54 tackles and six interceptions to go with seven tackles for loss ... had five receiving touchdowns on 24 catches for 363 yards ... averaged 15 yards per catch ... played his high school football at Crest High School for Nicholas Edkins ... Clemson recruiter was Mickey Conn ... comes to Clemson from same school that produced Clemson linebacker Justin Foster, as well as former ACC basketball great David Thompson and former NFL linebacker Brandon Spikes ... committed to Clemson on April 4, 2018 ... enrolled at Clemson in January 2019.

Personal: Born June 19, 2001 ... majoring in health science.

ZANDERS CAREER STATS

| Year | G-S | Snaps | Hit | Ast | Tot | TFL | Sacks | Int | QP | PBU | CF-RF |
|------|------|-------|-----|-----|-----|--------|-------|-----|----|-----|-------|
| 2019 | 14-0 | 112 | 15 | 6 | 21 | 2.5-23 | 2-22 | 0-0 | 1 | 1 | 0-0 |

For a complete list of every 2020 Clemson player's career game-by-game stats, see the 2020 Clemson Football Media Guide Supplement by logging on to...

<https://bit.ly/3gEGBjl>

ROOKIE BIOS



**AJOU
AJOU**

**WR • 6-4 • 220 • FR. • HS
BROOKS, ALBERTA
CLEARWATER (FLA.) ACADEMY**

TIGERS

11

Played wide receiver for Jesse Chinchar at Clearwater Academy International in Clearwater, Fla. ... finished 2019 season with 39 receptions for 686 yards and seven touchdowns ... averaged 17.6 yards per reception ... showed his ability at midseason against American Collegiate Academy with 10 catches for 190 yards and three scores ... followed up the next game against Angels Christian Academy with five receptions for 115 yards and two scores ... played two years of high school football, one in Canada and one in Florida ... also played basketball and competed as a high jumper in Edmonton ... committed to Clemson on July 27, 2019 ... recruited to Clemson by Tony Elliott and Jeff Scott ... born Jan. 10, 2002 ... first Clemson football signee from Canada ... one of five children in his family ... expected to enroll at Clemson in June 2020 ... came to Dabo Swinney Football Camp in the summer of 2019, his first trip to Clemson ... name pronounced uh-JOH.



**SERGIO
ALLEN**

**LB • 6-1 • 215 • FR. • HS
FORT VALLEY, GA.
PEACH COUNTY HS**

TIGERS

45

Played for Chad Campbell at Peach County High School in Fort Valley, Ga. ... High School Butkus Award semifinalist who helped his high school team post a 48-9 record in his four years as a starter ... led his Peach County team among the final eight of the state playoffs all four years, including two runner-up finishes, one semifinalist finish and one quarterfinal finish ... completed his 51-game high school career with 357 total tackles, including 222 solo, to rank in the top five in school history in career tackles ... posted 45 career tackles for loss, including 15 sacks, and 48 quarterback hurries ... named team captain and team MVP as a senior in 2019, when he posted 74 tackles, including 46 solo, with 14 tackles for loss and three sacks ... also had an interception and 17 quarterback hurries ... as a junior in 2018, posted a career-high 122 tackles, including 82 solo, en route to being named team MVP ... had 11 tackles for loss, six of which were sacks ... named 3A Defensive Player of the Year by the Atlanta Journal Constitution and Georgia Athletic Coaches Association ... as a sophomore in 2017, helped Peach County to State Championship game while recording 104 tackles, including 59 solo ... had single-season career-best 15 tackles for loss, including two sacks, while causing three fumbles and adding an interception and seven hurries ... recorded 19 receptions for 333 yards and three scores as a sophomore, his only year playing tight end ... contributed 57 total tackles (five for loss) and four sacks in 11 games as a freshman ... at the time of his signing, ranked as the No. 150 overall player in the nation by ESPN.com, which also ranked him as the second-best inside linebacker and 16th-best player in Georgia ... PrepStar Magazine ranked him as the No. 165 overall player, the sixth-best inside linebacker and 19th-best player in Georgia ... 247Sports ranked him as the No. 191 overall player, the 11th-best inside linebacker and the 21st-best player in Georgia ... named to the 2019 preseason Super 11 team named by the Atlanta Journal Constitution ... selected to Under Armour All-America Game ... committed to Clemson on



**WILL
BLACKSTON**

**TE • 6-1 • 235 • FR. • HS
HONEA PATH, S.C.
BELTON-HONEA PATH HS**

TIGERS

43

Lettered at Belton-Honea Path High School, where he contributed at both tight end and defensive line ... multiple time all-region selection who was named to the all-state team as a senior ... selected to the 2019 Shrine Bowl ... majoring in health science.



**WILL
BOGGS**

**OL • 6-4 • 285 • FR. • HS
YORK, S.C.
YORK COMPREHENSIVE HS**

TIGERS

68

Lettered at York Comprehensive High School, where he earned South Carolina Offensive Lineman of the Year honors from the South Carolina Football Coaches Association as a senior ... selected to the Shrine Bowl ... majoring in general engineering.



**DEMARKCUS
BOWMAN**


**RB • 5-10 • 190 • FR. • HS
LAKELAND, FLA.
LAKELAND HS**

TIGERS

1

Played for Bill Castle at Lakeland High School in Lakeland, Fla. ... was a unanimous five-star prospect who rushed for 5,081 yards in three years, including an 11.4-yard per-carry average and 71 touchdowns during his career ... posted 26 games with at least 100 yards in his career and averaged 145 yards rushing in his 35 career games ... in 11 games in 2019, recorded 1,570 rushing yards on 142 carries, an 11.1-yard average, becoming a first-team postseason All-American by Sports Illustrated and USA Today ... averaged 142.7 yards a game, including nine games of at least 100 yards, while scoring 24 touchdowns and helping his team to a 12-1 record ... posted 2,422 rushing yards in 15 games and scored 36 touchdowns in 2018 as a junior, earning 7A Player of the Year and first-team all-state honors for Florida ... was a first-team Max Preps Junior All-American, securing Polk County Player of the Year honors and being runner-up for 2018 Gatorade Mr. Football honor ... averaged 11.8 yards per carry and averaged 161.5 yards per game that year and led team to state title with a 15-0 record ... as a sophomore in 2017, finished with 1,096 yards on 113 carries, a 9.7-yard average and 10 touchdowns ... during early signing period, ranked as the No. 16 overall player in the nation by PrepStar, which also listed him as the second-best running back in the nation and the top player in Florida ... listed as the No. 19 overall player in the nation by ESPN.com, which also called him the No. 2 running back and the top player in the state of Florida ... 247Sports called him the No. 21 overall player in the nation, the second-best running back and the third-best player in Florida ... Rivals.com ranked him the 24th-best player in the nation, the third-best running back and the second-best

player from Florida ... selected to Under Armour All-America Game ... competed at The Opening in Orlando prior to his senior year and recorded a 100-yard time of 10.82 and 36-inch vertical jump ... committed to Clemson on May 3, 2019 ... recruited to Clemson by Tony Elliott and Jeff Scott ... born April 27, 2001 ... enrolled at Clemson in June 2020 ... majoring in sports communication.



**BRYAN
BRESEE**

**DL • 6-5 • 290 • FR. • HS
DAMASCUS, MD.
DAMASCUS HS**

TIGERS

11

Played for Eric Wallich at Damascus High School in Damascus, Md., where he concluded career with 134 career tackles, including 80.5 for loss, with 35 sacks ... had 47 tackles in 2019, including 30.5 tackles for loss with 14 sacks while also adding two forced fumbles, a fumble recovery and a pass breakup ... helped team to 13-2 record and state championship as a senior ... named first-team postseason All-American by Sports Illustrated ... two-time first-team USA Today All-American in 2018 and 2019 ... first-team Washington Post All-Met defensive lineman as a junior and senior ... Maryland Defensive Player of the Year in 2018 ... first-team MaxPreps Junior All-American defensive lineman in 2018 ... Montgomery County 3A MVP in 2018 ... Gatorade Player of the Year in Maryland as a junior in 2018 ... had 36 tackles for loss, including 12 sacks, as a junior, earning first-team MaxPreps Sophomore All-America status in 2017 ... Listed as the No. 1 overall player in the nation by 247Sports, which also called him the top defensive tackle in the nation and the top player in the state of Maryland ... ranked as the top overall player in the nation by Rivals.com, the top defensive tackle and the top player in Maryland ... ranked as the No. 2 player in the nation by PrepStar, the top defensive tackle in the nation and the top player in Maryland ... rated as the No. 4 overall player in the nation by ESPN.com, which listed him as the No. 1 defensive tackle in the nation and top player in Maryland ... played basketball as a junior and averaged 13.7 points and 11.9 rebounds ... selected to U.S. Army All-American Bowl ... committed to Clemson on April 23, 2019 ... recruited to Clemson by Todd Bates ... born Oct. 6, 2001 ... pre-business major ... enrolled at Clemson in January 2020 ... last name pronounced bruh-ZEE.



**DEMONTE
CAPEHART**

**DL • 6-5 • 290 • FR. • HS
HARTSVILLE, S.C.
HARTSVILLE HS**

TIGERS

19

Played three years at Hartsville High School in South Carolina before going to IMG Academy for the 2019 season ... played for Kevin Wright at IMG in 2019, starting all 10 games and recording 44 total tackles, including 35 first hits ... led the team with 16 tackles for loss and tied for the team lead in sacks with 5.5 ... helped IMG to a 9-1 record and No. 9 national ranking from USA Today ... named first-team postseason All-American by Sports Illustrated ... as a junior at Hartsville, he helped coach Jeff Calabrese's team to a 12-1 record, posting 40 tackles, 19 of which were tackles for loss, and seven sacks ... also played 22 basketball games over two years for Hartsville ... at the time of his signing, ranked as the No. 27 overall player in the nation by ESPN.com, which also listed him as the second-best defensive



ROOKIE BIOS

tackle and second-best player from the state of South Carolina ... listed as No. 35 overall player in the nation by 247Sports, the second-best defensive tackle and the sixth-best player in the state ... ranked as No. 35 overall player in the nation by Rivals.com, the third-best defensive tackle and the fifth-best player in the state ... ranked as No. 52 player in the nation overall, the second-best defensive tackle and second-best player of South Carolina origin by PrepStar ... was listed as the second-best player from South Carolina by the Charlotte Observer ... selected to Under Armour All-America Game ... committed to Clemson on June 5, 2018 ... recruited to Clemson by Todd Bates and Robbie Caldwell ... born July 19, 2002 ... name pronounced "duh-MON-tay" ... majoring in sports communication ... enrolled at Clemson in January 2020.




FRED DAVIS II

CB • 6-1 • 185 • FR. • HS
JACKSONVILLE, FLA.
TRINITY CHRISTIAN ACADEMY

TIGERS

2

Played for Verlon Dorminey at Trinity Christian Academy in Jacksonville, Fla. ... MaxPreps Preseason First-Team All-American in 2019 who was a multi-dimensional weapon for Trinity Christian Academy ... posted 101 tackles in 37 career games, adding four interceptions, 30 passes defended, two caused fumbles and a blocked kick ... recorded 26 tackles, two tackles for loss, an interception and 11 passes defended as a senior ... averaged 8.3 yards per rush for the season on 29 carries and also added four receptions for 60 yards ... in 2018, posted 48 tackles, 13 passes broken up and an interception ... had an 86-yard interception return for a score in one game and 95-yard kickoff return for a score in another ... had 27 tackles as a sophomore to go with a pair of interceptions ... first-team All-USA Florida selection by USA Today and first-team All-First Coast selection by the Florida Times Union ... first-team MaxPreps Junior All-American honoree and third-team 5A all-state selection ... consensus top-60 player nationally who rated in the early signing period as the No. 25 player in the nation by PrepStar, which called him third-best cornerback and second-best player in Florida ... ranked as the 28th-best overall player in the nation by Rivals.com, which also called him the third-best cornerback and the fourth-best player in Florida ... ranked as the No. 45 overall player in the nation by ESPN.com, which also ranked him as the fourth-best cornerback and 10th-best player from Florida ... ranked as the No. 56 player in the nation by 247Sports, the sixth-best cornerback and the 10th-best player from Florida ... selected to U.S. Army All-American Bowl ... committed to Clemson on April 8, 2018 ... recruited to Clemson by Jeff Scott and Mike Reed ... born Feb. 12, 2002 ... enrolled at Clemson in January 2020 ... criminal justice major.



SAGE ENNIS

TE • 6-4 • 230 • FR. • HS
GRACEVILLE, FLA.
LINCOLN HS

TIGERS

87

Played for Quinn Gray at Lincoln High in Tallahassee, Fla. ... had experience at defensive end, quarterback and tight end during his career, including starting at quarterback as a sophomore ... scored nine touchdowns on just 23 carries as a goal line Wildcat back as a junior in 2018 ... recorded 113 receptions for 1,783 yards and 17 touch-

downs over his career at tight end ... rushed for 13 touchdowns, giving him 30 total rushing and receiving touchdowns for his career ... named first-team FACA All-District, Tallahassee QB Club Student Athlete of the Year and team MVP as a team captain in 2019 ... recorded 40 catches for 560 yards and seven touchdowns in 2019 ... finished 2018 season with 39 receptions for 596 yards and four scores ... played quarterback as a sophomore and completed 86-of-175 passes for 1,529 yards and nine touchdowns, including a 96-yard touchdown pass ... started at tight end as a freshman and registered 34 receptions for 627 yards and six scores ... had career-best 18.4 yards per catch as a freshman ... also played a season of baseball in spring of 2017 ... ranked as the No. 18 tight end in the nation according to PrepStar at the time of his signing ... ranked as the No. 5 H-Back/TE by ESPN.com ... committed to Clemson on June 17, 2019 ... recruited to Clemson by Jeff Scott and Danny Pearman ... born Sept. 15, 2001 ... pre-business major ... enrolled at Clemson in January 2020 ... last name pronounced ENN-iss.



MADDIE GOLDEN

LS • 5-11 • 200 • *SO. • RS
PIEDMONT, S.C.
POWDERSVILLE HS

TIGERS

58

Played eight games at long snapper for Utah in 2018 prior to transferring to Clemson and walking on with the Tigers ... snapped at Powdersville High School in addition to contributing at center and defensive line ... was a five-star prospect out of high school according to Rubio Long Snapping ... 4.5-star prospect by Chris Sailer Kicking ... won several weekly Anderson Area Touchdown Club defensive lineman awards ... in addition to graduating with honors, he was the first student from his high school to earn a full NCAA FBS scholarship when he signed with Utah ... m joring in pre-business.



MALCOLM GREENE

CB • 5-11 • 195 • FR. • HS
RICHMOND, VA.
HIGHLAND SPRINGS HS

TIGERS

21

Played for Loren Johnson at Highland Springs High School in Virginia, the same program that produced Clemson All-ACC safety K'Von Wallace ... played on 5A state championship teams in Virginia as a sophomore and junior ... helped Highland Springs to 11-1 record in 2019 ... ranked among the top 15 players in Virginia by the Daily Press prior to the 2019 season ... had 63 tackles, three interceptions and two caused fumbles in 2018 when he helped his team to a state championship and a perfect season ... ranked as the No. 214 overall player in the nation by Rivals.com, the No. 17 defensive back and the No. 3 player in Virginia during the early signing period ... rated as the No. 253 overall player in the nation, No. 24 defensive back and No. 6 player in Virginia by PrepStar ... ranked as 20th-best defensive back in the nation by ESPN.com, which listed him as the No. 9 overall player in Virginia ... originally committed to LSU ... recruited to Clemson by Brandon Streeter and Mike Reed ... committed on Dec. 18, 2019 ... born January 16, 2002 ... pre-business major ... earned an associate's degree in high school and entered Clemson in the summer of 2020 with two years of college credit.



HUNTER HELMS

QB • 6-2 • 210 • FR. • HS
WEST COLUMBIA, S.C.
GRAY COLLEGIATE ACADEMY

TIGERS

18

Lettered at Gray Collegiate Academy in West Columbia, S.C. ... recorded 4,126 passing yards and 48 touchdowns as a senior, leading the War Eagles to a second straight region title and an upper state semifinal appearance ... finished his prep career with 9,129 passing yards and 98 touchdowns ... majoring in pre-business ... elected to walk-on at Clemson despite holding scholarship offers from South Florida, Troy, Holy Cross and others.



TRENT HOWARD

OL • 6-4 • 285 • FR. • HS
BIRMINGHAM, ALA.
BRIARWOOD CHRISTIAN SCHOOL

TIGERS

75

Played the 2019 season for Matthew Forester at Briarwood Christian High School in Birmingham ... played his first three years for Fred Yancey, the veteran coach who retired after 2018 season ... three-year starter who helped Briarwood Christian to a 45-10 record over his four years ... helped his squad to an 11-4 record in 2019, a 9-3 mark his junior year, a 13-1 record his sophomore year and a 12-2 mark in his freshman season ... reached quarterfinals of the state tournament his freshman year and reached the finals in 2017 ... played all five positions on the line and also had experience as long snapper ... originally committed to Georgia Tech before committing to Clemson on Dec. 6, 2019 ... recruited to Clemson by Robbie Caldwell and Todd Bates ... born April 28, 2001 ... pre-business major ... enrolled at Clemson in the summer of 2020 ... his father, Johnny, played with Dabo Swinney at Alabama and was a member of the 1992 Alabama national title team ... attended Dabo Swinney Football Camp six years.



MITCHELL MAYES

OL • 6-4 • 315 • FR. • HS
RALEIGH, N.C.
LEESVILLE ROAD HS

TIGERS

77

Played for Ben Kolstad at Leesville Road High in Raleigh, N.C. and at Sanderson High ... four-year starter as a lineman ... played defensive tackle as a freshman and offensive tackle his final three seasons ... all-conference selection as a sophomore, junior and senior ... two-time captain of his Leesville Road team ... helped Leesville Road to the state championship game in 2019 ... at the time of his signing, ranked as the No. 14 overall player in the nation by ESPN.com, which also called him the No. 2 offensive tackle in the nation and No. 2 player from the state of North Carolina ... 64th-best player overall by PrepStar, which ranked him as the fourth-best offensive tackle in the nation and second-best player in North Carolina ... fourth-best player in North Carolina by the Charlotte Observer ... ranked No. 136 by Rivals.com overall, which ranked him as the third-best offensive tackle in the nation and fifth-best player from North Carolina ... selected to Under Armour All-America Game ... Shrine Bowl selection ... committed to Clemson on March 11, 2019 ... recruited to Clemson by Robbie Caldwell ... born Sept. 30, 2002 ... enrolled at Clemson in January 2020 ... health science major.

ROOKIE BIOS



BUBBA McATEE

DB • 6-2 • 175 • FR. • HS
CENTRAL, S.C.
DANIEL HS

TIGERS

39

Lettered at Daniel High School, where he was a first-team all-region selection ... with Clemson teammate Tyler Venables, helped lead the Lions to the third round of the upper state playoffs in 2019, including a second-round double overtime upset of four-time defending state champion South Pointe ... majoring in pre-business.



R.J. MICKENS

S • 6-0 • 190 • FR. • HS
SOUTHLAKE, TEXAS
CARROLL HS

TIGERS

9

Played for Riley Dodge at Carroll High School in Southlake, Texas ... as a four-year starter, recorded 211 career tackles, eight interceptions and 40 passes defended and added 61 receptions for 1,092 yards and 14 touchdowns offensively ... had 29 career returns for 574 yards, a 19.8-yard average ... had 19 tackles, a tackle for loss and three pass breakups in limited action and added seven punt returns for 121 yards, a 17.3-yard average in 2019 ... had 57 tackles in 2018, adding two interceptions, five pass breakups and a tackle for loss with 14 punt returns for 294 yards, 21.0 yards per return ... as a sophomore, he had a career-high 99 tackles, three tackles for loss, two interceptions and 15 passes defended ... averaged 20 yards per punt return as a sophomore ... had 13 passes defended, three interceptions and 36 tackles as a freshman ... selected to U.S. Army All-American Bowl ... No. 33 overall player in the nation, the second-best safety and fourth-best player in Texas by PrepStar ... 247Sports ranked him as the No. 98 overall player, the seventh-best safety and the 15th-best player in the state of Texas ... ESPN.com listed him as the No. 138 overall player, the 12th-best safety and the 22nd-best player in Texas ... listed as the No. 194 overall player in the nation by Rivals.com ... committed to Clemson on April 6, 2019 ... recruited by Mickey Conn ... born July 10, 2001 ... son of former Texas A&M All-American defensive back Ray Mickens Sr. ... Ray Mickens Sr. was a third-round pick in 1996 by the New York Jets, for whom he played for eight seasons, and played one year in Cleveland (146 career NFL games) ... enrolled at Clemson in January 2020.



MYLES MURPHY

DE • 6-5 • 265 • FR. • HS
MARIETTA, GA.
HILLGROVE HS

TIGERS

98

Played for Phillip Ironside at Hillgrove High School ... as a senior, posted 53 tackles, including 19 tackles for loss, 10.5 of which were sacks ... had a fumble recovery and a blocked kick ... in 2018, had 55 total tackles, 16 tackles for loss and seven sacks ... helped team to the quarterfinals of the state 7A playoffs and the team finished 12-1, the most wins in school history ... No. 3 overall player in the nation by ESPN, No. 2 defensive end in the nation and No. 1 player in state ... No. 5 overall player in the nation, the top defensive end and the top player in Georgia by PrepStar ... No. 5 overall player in the nation by 247Sports, the top defensive end and

No. 1 player in Georgia ... Rivals.com ranked him as the ninth overall player in the nation, No. 2 defensive end and top player in Georgia ... Atlanta Journal Constitution preseason Super 11 team for 2019 ... U.S. Army All-American Bowl selection ... committed to Clemson on May 17, 2019 at his school's spring game ... recruited to Clemson by Brandon Streeter and Lemanski Hall ... born Jan. 3, 2002 ... majoring in construction science & management ... plans to follow a similar path as his brother, an engineering major, and has expressed aspirations of becoming an architect ... enrolled at Clemson in January 2020 ... his father, Willard Murphy, played at Chattanooga and his older brother, Maxwell, played at NAIA Worcester Polytechnic in Massachusetts.




KOBE PACE

RB • 5-11 • 215 • FR. • HS
CEDARTOWN, GA.
CEDARTOWN HS

TIGERS

14

Played running back and linebacker for Doyle Kelley at Cedartown High School in Cedartown, Ga. ... recorded 1,471 yards rushing in 211 carries for a 7.0-yard average and added 25 receptions for 358 yards for 1,829 total yards from scrimmage as a senior, finishing the year with 12 rushing touchdowns, two receiving touchdowns and two on kickoff returns ... completed 3-of-4 passes for 100 yards and two scores ... added 33 tackles, including 6.5 tackles for loss with 4.5 sacks ... region player-of-the-year ... as a junior, had 721 yards on 93 carries for a 7.3-yard average ... was also an outstanding linebacker who was voted Two-Way Player of the Year (Ironman Award) in Region 5A ... all-state by Georgia Coaches Association ... all-around athlete who played football, basketball and baseball over his career at Cedartown ... committed to Clemson on May 18, 2019 ... recruited to Clemson by Mike Reed and Tony Elliott ... born May 18, 2001 ... enrolled at Clemson in June 2020 ... special education major ... legally changed his last name from Pryor to Pace in April 2020.



WALKER PARKS

OL • 6-5 • 275 • FR. • HS
LEXINGTON, KY.
FREDERICK DOUGLASS HS

TIGERS

64

Played for Brian Landis at Frederick Douglass High in Lexington, Ky., where the two-year captain did not allow a sack in 15 games as a senior ... first-team all-state and earned 5A district player of the year ... added 32 tackles, including 11.5 tackles for loss with 6.5 sacks ... unanimous top-100 player nationally ... during the early signing period, Rivals.com ranked Parks as the No. 59 best player in the nation, eighth-best at his position and the No. 2 player in Kentucky ... was listed as the 63rd-best overall player, eighth-best offensive tackle and best player in Kentucky by PrepStar ... ranked as the No. 71 overall player by 247Sports, seventh-best at his position and second-best in the state of Kentucky ... ranked as No. 89 overall player in the nation by ESPN.com, the 13th-best offensive tackle and second-best player in Kentucky ... committed to Clemson on Oct. 2, 2018 ... recruited to Clemson by Robbie Caldwell ... born Oct. 19, 2001 ... pre-business major who enrolled at Clemson in the summer of 2020 ... was Clemson's first signee from the state of Kentucky since Justin Miller in 2002.



TRENTON SIMPSON

LB • 6-3 • 225 • FR. • HS
CHARLOTTE, N.C.
MALLARD CREEK HS

TIGERS

22

Played for Michael Palmieri at Mallard Creek High School in Charlotte, where he helped his team to a 10-1 record and No. 3 ranking in the state of North Carolina according to MaxPreps ... started his high school career as a running back, playing both running back and linebacker in 2019 ... led the Mallard Creek defense with 20 sacks ... had 44 carries for 371 yards and six touchdowns ... named first-team postseason All-American by Sports Illustrated ... for his career, recorded 97 carries for 799 yards and seven touchdowns with 8.2-yard average per carry ... won the Arnold R. Solomon Award for the North Carolina High School Football Player of the Year from NCPreps.com in 2019 ... at the time of his signing, ranked as the No. 13 overall player in the nation by 247Sports, which also listed him as the second-best linebacker and top player in North Carolina ... Rivals.com rated him as the No. 26 overall player, the second-best linebacker and top player in North Carolina ... ESPN.com ranked him No. 107 overall, the 11th-best linebacker and fourth-best player in North Carolina ... listed as the top player in North Carolina by the Charlotte Observer ... selected to Under Armour All-America Game ... originally committed to Auburn ... committed to Clemson on Dec. 14, 2019 and signed with the Tigers four days later ... recruited to Clemson by Danny Pearman and Brent Venables ... born June 14, 2001 ... wore No. 22 in high school ... enrolled at Clemson in January 2020 ... sports communication major.



KEVIN SWINT

LB • 6-3 • 245 • FR. • HS
CARROLLTON, GA.
CARROLLTON HS

TIGERS

14

Played for Sean Calhoun at Carrollton High ... four-year starter who recorded 41.5 career sacks among his 359.5 tackles ... outstanding leader who was a three-time captain as voted by his teammates ... two-time all-state selection ... High School Butkus Award semifinalist along with Clemson signee and classmate Sergio Allen ... had 103 tackles, including 26.5 tackles for loss, including 12.5 sacks, in 2019 ... had 12 quarterback pressures, six pass breakups, three forced fumbles, a fumble recovery and an interception ... as a junior, had 103 tackles, including 20 tackles for loss and nine sacks ... added six pass breakups, two forced fumbles, 13 quarterback pressures and an interception ... first-team all-state by GPB Sports and Atlanta Touchdown Club ... Region 7 5A Most Valuable Player ... all-area, all-region and all-state honoree as a junior ... as a sophomore in 2017, contributed 97 tackles, a career-high 31.5 tackles for loss, including 17 sacks, seven passes broken up and four forced fumbles ... Area Defensive Player of the Year ... had 56.5 tackles as a freshman in 2016, including 16.5 tackles for loss, three of which were sacks ... area Newcomer of the Year and a second-team all-region selection in 2016 ... No. 137 overall player in the nation by ESPN.com, the 13th-best linebacker and the 14th-best player in Georgia ... No. 171 overall player, seventh-best linebacker and 21st-best player in Georgia by PrepStar ... committed to Clemson on Jan. 26, 2019 ... recruited to Clemson by Todd Bates and Brent Venables ... born Aug. 3, 2001 ... sports communication major ... enrolled at Clemson in January 2020.

ROOKIE BIOS



**PAUL
TCHIO**

OL • 6-5 • 300 • FR. • HS
MILTON, GA.
MILTON HS

TIGERS

57

Played for Adam Clack at Milton High School ... played offensive line and defensive line as a senior, scoring a touchdown and a two-point conversion ... had 113 pancake blocks as a junior when he helped Milton to a 13-2 record and the state title for the first time ... as a junior, was first-team all-state and all-region ... Adidas All-American who was named North Georgia Lineman of the Year ... No. 85 overall player in the nation by 247Sports, the third-best offensive guard and the ninth-best player in Georgia ... No. 143 overall player in the nation, the fifth-best offensive guard and the 15th-best player in Georgia by ESPN.com ... No. 150 overall, the seventh-best offensive guard and 18th-best player in Georgia by PrepStar ... ranked by Rivals.com as the No. 140 overall, the fourth-best offensive guard and 17th-best player in Georgia ... Atlanta Journal Constitution 2019 Preseason Super 11 team ... played some Wildcat quarterback despite weighing 300 pounds ... selected to U.S. Army All-American Bowl ... committed to Clemson on Nov. 25, 2018 ... recruited to Clemson by Mickey Conn and Robbie Caldwell ... born May 11, 2002 ... last name pronounced TEE-oh ... enrolled at Clemson in January 2020 ... majoring in communication.

team All-American by USA Today in 2018 as a junior ... passed for 10,496 yards in his career with 127 touchdowns against 11 interceptions ... completed 585-871 passes for a 66-percent completion mark ... averaged 18 yards per completion ... rushed for 1,103 yards and 18 touchdowns in his career, a 6.1 yard-per-carry average ... No. 1 overall player in the nation, the best quarterback and best player in California by PrepStar ... No. 2 overall player in the nation by Rivals.com and top quarterback and top player in California ... 247Sports ranked him the No. 2 overall player in the nation, the top pro-style quarterback and top player from California ... led his team to a 13-1 record and state title in 2019, going 24-29 for 410 yards and four touchdowns while also gaining 67 yards on just five carries with another touchdown on the ground ... completed 222-344 passes for 4,225 yards and 48 touchdowns against two interceptions in 2019 ... added 412 yards rushing and eight touchdowns ... as a junior, he led his team to a 13-1 record and completed 179-257 passes for 3,366 yards and 48 touchdowns against seven interceptions and added 50 carries for 312 yards and six touchdowns ... as a sophomore in 2017, completed 184-270 for 2,905 yards and 31 touchdowns against just two interceptions ... had 67 rushes for 379 yards and four touchdowns that year ... committed to Clemson on May 5, 2019 ... recruited to Clemson by Brandon Streeter ... born April 17, 2001 ... enrolled at Clemson in January 2020 ... communication major ... name pronounced ooh-ee-AHN-gah-luh-lay.

touchdowns ... had 44 receptions for 739 yards and 11 touchdowns as a senior while helping his team to a 12-2 overall record ... first-team all-region, All-OA News, All-Bi-City as a junior and senior ... had 40 receptions for 668 yards and eight touchdowns as a junior ... averaged 16.8 yards per catch ... picked to the Under Armour All-America Game ... No. 98 overall player in the nation by 247Sports, which also ranked him as the fourth-best player in Alabama ... No. 112 overall and fourth-best player in Alabama by PrepStar ... ESPN.com ranked him as the No. 124 overall player in the nation and sixth-best player in Alabama ... No. 132 overall by Rivals.com, the fourth-best player in Alabama ... team MVP in the Alabama-Mississippi All-Star game on Dec. 14, posting six catches for 98 yards ... recruited to Clemson by Todd Bates and Jeff Scott ... committed to Clemson on Aug. 24, 2019 ... born Nov. 14, 2001 ... enrolled at Clemson in January 2020 ... sports communication major ... played at same high school as Justyn Ross and Ray Thornton III.



**BRYN
TUCKER**

OL • 6-5 • 290 • FR. • HS
KNOXVILLE, TENN.
KNOXVILLE CATHOLIC HS

TIGERS

73

Played for Steve Matthews at Knoxville (Tenn.) Catholic High School, the same school that produced Clemson receiver Amari Rodgers ... graded 85 percent as an offensive tackle in 2019 ... three-time all-state ... region offensive lineman-of-the-year ... four-time all-region ... played on state title team in 2017 ... No. 132 overall player in the nation, the fourth-best offensive tackle and the fifth-best player in Tennessee by ESPN.com ... No. 188 overall player, 10th-best offensive tackle and ninth-best player in Tennessee by PrepStar ... No. 207 overall player in the nation by Rivals.com, which also listed him as the No. 8 offensive tackle and No. 7 player in the state ... selected to Under Armour All-America Game ... committed to Clemson on March 14, 2019 ... recruited to Clemson by Robbie Caldwell ... born Sept. 10, 2001 ... enrolled at Clemson in January 2020 ... pre-business major ... name pronounced BRINE.




**TYLER
VENABLES**

S • 5-10 • 200 • FR. • HS
CLEMSON, S.C.
DANIEL HS

TIGERS

12

Played for Jeff Fruster at Daniel High School ... school's career passing yardage leader (6,927) ... had 73 touchdown passes and 38 rushing touchdowns ... helped Daniel to an 11-1 record in 2019 ... set school record for passing yards in a season (3,281) as a senior, completing 253-374 passes ... had 48 combined touchdowns rushing and passing ... starter on defense, as he had 75 tackles, seven tackles for loss and four interceptions in 2019 ... all-state as a defensive back ... region offensive player-of-the-year ... first-team all-region and player-of-the-year for the area in 2018 ... second-team USA Today all-state ... passed for 3,006 yards and rushed for 890 yards as a junior when he helped Daniel to an 11-2 record ... completed 243-364 passes with 26 touchdowns against four interceptions ... added 163 rushes for 890 yards and 28 touchdowns for 54 combined touchdowns ... Shrine Bowl selection ... committed to Clemson on June 2, 2019 ... recruited to Clemson by Brent Venables and Mickey Conn ... born Feb. 22, 2002 ... pre-business major ... enrolled at Clemson in January 2020 ... son of Clemson defensive coordinator and 2016 Broyles Award winner Brent Venables ... his father played college football at Kansas State ... signed with Clemson on Dec. 18, his father's birthday.



**JOHN
WILLIAMS**

OL • 6-5 • 280 • FR. • HS
CANTON, GA.
CREEKVIEW HS

TIGERS

76

Played for Trevor Williams at Creekview High School ... two-time first-team all-state offensive tackle ... played along the offensive line his entire career, but saw time in the defensive line in short-yardage situations ... three-year starter who played for three different head coaches ... all-state, all-area and all-conference as a senior ... all-state by Georgia Public Broadcasting ... all-state by Atlanta Journal Constitution and MaxPreps as a junior when he helped Creekview to a 12-1 record and the Elite Eight of the 6A playoffs ... two-time first-team all-region pick who was a second-team honoree as a sophomore ... committed to Clemson on Sept. 1, 2018 ... recruited to Clemson by Brandon Streeter and Robbie Caldwell ... born March 17, 2002 ... biological sciences major ... enrolled at Clemson in June 2020.




**D.J.
UIAGALELEI**

QB • 6-5 • 245 • FR. • HS
INLAND EMPIRE, CALIF.
ST. JOHN BOSCO HS

TIGERS

5

Played for Jason Negro at St. John Bosco High School and was listed as the top player in the nation by PrepStar and was second by Rivals.com behind Clemson signee and classmate Bryan Bresee ... top quarterback in the nation by Rivals.com and PrepStar ... USA Today All-American after leading his team to No. 1 ranking by MaxPreps and USA Today after guiding them to a 7A state title ... played in the U.S. Army All-American Bowl ... National Offensive Player of the Year and first-



**E.J.
WILLIAMS**

WR • 6-4 • 190 • FR. • HS
PHENIX CITY, ALA.
CENTRAL HS

TIGERS

6

Played for Jamey DuBose at Central High School ... in his final two years, had 84 catches for 1,407 yards and 19



**TRÉ
WILLIAMS**

DL • 6-3 • 300 • FR. • HS
WINDSOR, CONN.
ST. JOHN'S COLLEGE (D.C.) HS

TIGERS

8

Played 2018 and 2019 seasons for Joe Casamento at St. John's College High School, which went 9-1 in 2018 and was 20th in the nation (second in the Washington, D.C. area) by MaxPreps ... named to the MaxPreps Junior All-American team after 2018 ... helped team to 9-1 record in 2018 and top-20 national rank as a starting defensive tackle ... No. 39 overall player in the nation by ESPN.com, which also listed him as the fourth-best defensive tackle and third-best player in Maryland ... 247Sports ranked Williams as the 57th-best player in the nation, the seventh-best defensive tackle and third-best player in Washington, D.C. ... PrepStar ranked Williams as No. 67 player in the nation, fourth-best defensive tackle and third-best player in Washington, D.C. ... Rivals listed him as the No. 206 overall player in the nation, 16th-best defensive tackle and third-best player in Washington D.C. area ... selected to participate in the Under Armour All-America Game ... committed to Clemson on Jan. 26, 2019 ... recruited to Clemson by Mike Reed and Todd Bates ... born Oct. 22, 2001 ... pre-business major ... plans to enroll at Clemson in June 2020.

2019 LETTERMEN

FRESHMEN (25)

| # | Player | Pos. |
|----|-------------------|------|
| 84 | Davis Allen | TE |
| 12 | Ben Batson | QB |
| 23 | Andrew Booth Jr. | CB |
| 18 | Joseph Charleston | S |
| 13 | Tyler Davis | DT |
| 27 | Carson Donnelly | S |
| 19 | Michel Dukes | RB |
| 5 | K.J. Henry | DE |
| 90 | Darnell Jefferies | DT |
| 6 | Mike Jones Jr. | LB |
| 26 | Sheridan Jones | CB |
| 2 | Frank Ladson Jr. | WR |
| 33 | Ty Lucas | RB |
| 7 | Justin Mascoll | DE |
| 89 | Max May | WR |
| 71 | Jordan McFadden | OT |
| 27 | Chez Mellusi | RB |
| 10 | Joseph Ngata | WR |
| 33 | Ruke Orhororo | DT |
| 17 | Kane Patterson | LB |
| 25 | Jalyn Phillips | DB |
| 56 | Will Putnam | OL |
| 81 | Drew Swinney | WR |
| 15 | Jake Venables | LB |
| 36 | Landen Zanders | S |

SOPHOMORES (21)

| # | Player | Pos. |
|----|--------------------|-------|
| 65 | Matt Bockhorst | OG |
| 7 | Chase Brice* | QB |
| 82 | Will Brown | WR |
| 79 | Jackson Carman | OT |
| 47 | Peter Cote | S |
| 23 | Lyn-J Dixon | RB |
| 94 | Jacob Edwards | DT |
| 95 | James Edwards | DT |
| 88 | Braden Galloway | TE |
| 31 | Mario Goodrich | CB |
| 1 | Derion Kendrick | CB/WR |
| 16 | Trevor Lawrence | QB |
| 46 | Jack Maddox | LS |
| 29 | B.T. Potter | PK |
| 80 | Luke Price | TE |
| 8 | Justyn Ross | WR |
| 34 | Logan Rudolph* | DE |
| 10 | Baylon Spector | LB |
| 3 | Xavier Thomas | DE |
| 59 | Jordan Williams | DT |
| 20 | LeAnthony Williams | CB |

* - not returning in 2020

JUNIORS (26)

| # | Player | Pos. |
|----|--------------------|------|
| 25 | J.C. Chalk | TE |
| 18 | T.J. Chase* | WR |
| 9 | Brian Dawkins Jr.* | CB |
| 9 | Travis Etienne | RB |
| 35 | Justin Foster | DE |
| 83 | Carter Groomes* | WR |
| 5 | Tee Higgins* | WR |
| 48 | Landon Holden* | LB |
| 45 | Josh Jackson | WR |
| 22 | Xavier Kelly* | DT |
| 44 | Nyles Pinckney | DT |
| 17 | Cornell Powell | WR |
| 78 | Chandler Reeves* | OL |
| 21 | Darien Rencher | RB |
| 3 | Amari Rodgers | WR |
| 11 | Isaiah Simmons* | LB |
| 47 | James Skalski | LB |
| 48 | Will Spiers | P |
| 62 | Cade Stewart | OL |
| 22 | Will Swinney | WR |
| 8 | A.J. Terrell* | CB |
| 37 | Tyler Traynham* | RB |
| 38 | Elijah Turner | S |
| 24 | Nolan Turner | S |
| 53 | Regan Upshaw | DE |
| 89 | Tristan Walliser* | DE |

* - not returning in 2020

SENIORS (12)

| # | Player | Pos. |
|----|------------------|------|
| 73 | Tremayne Anchrum | OT |
| 87 | J.L. Banks | TE |
| 59 | Gage Cervenka | OL |
| 14 | Denzel Johnson | S |
| 19 | Tanner Muse | S |
| 14 | Diondre Overton | WR |
| 58 | Patrick Phibbs | LS |
| 76 | Sean Pollard | OL |
| 98 | Steven Sawicki | PK/P |
| 74 | John Simpson | OL |
| 43 | Chad Smith | LB |
| 12 | K'Von Wallace | S |

2019 LETTERMEN BY POSITION (84)

OFFENSE (39)

- OT (4):** Tremayne Anchrum, Jackson Carman, Jordan McFadden, Chandler Reeves
OG (4): Matt Bockhorst, Gage Cervenka, Will Putnam, John Simpson
C (2): Sean Pollard, Cade Stewart
TE (5): Davis Allen, J.L. Banks, J.C. Chalk, Braden Galloway, Luke Price
WR (14): Will Brown, T.J. Chase, Carter Groomes, Tee Higgins, Josh Jackson, Frank Ladson Jr., Max May, Joseph Ngata, Diondre Overton, Cornell Powell, Amari Rodgers, Justyn Ross, Drew Swinney, Will Swinney
QB (3): Ben Batson, Chase Brice, Trevor Lawrence
RB (7): Lyn-J Dixon, Michel Dukes, Travis Etienne, Ty Lucas, Chez Mellusi, Darien Rencher, Tyler Traynham

DEFENSE (40)

- DE (7):** Justin Foster, K.J. Henry, Justin Mascoll, Logan Rudolph, Xavier Thomas, Regan Upshaw, Tristan Walliser
DT (8): Tyler Davis, Jacob Edwards, James Edwards, Darnell Jefferies, Xavier Kelly, Ruke Orhororo, Nyles Pinckney, Jordan Williams
LB (5): Landon Holden, Mike Jones Jr., Kane Patterson, Isaiah Simmons, James Skalski, Chad Smith, Baylon Spector, Jake Venables
CB (7): Andrew Booth Jr., Brian Dawkins Jr., Mario Goodrich, Sheridan Jones, Derion Kendrick, A.J. Terrell, LeAnthony Williams
S (10): Joseph Charleston, Peter Cote, Carson Donnelly, Denzel Johnson, Tanner Muse, Jalyn Phillips, Elijah Turner, Nolan Turner, K'Von Wallace, Landen Zanders

SPECIAL TEAMS (5)

- PK (2):** B.T. Potter, Steven Sawicki
P (1): Will Spiers
LS (2): Jack Maddox, Patrick Phibbs

RETURNING LETTERMEN BY POSITION (60)

OFFENSE (28)

- OT (3):** Jackson Carman, Jordan McFadden, Blake Vinson
OG (3): Matt Bockhorst, Jacob Edwards, Will Putnam
C (1): Cade Stewart
TE (4): Davis Allen, J.C. Chalk, Braden Galloway, Luke Price
WR (10): Will Brown, Josh Jackson, Frank Ladson Jr., Max May, Joseph Ngata, Cornell Powell, Amari Rodgers, Justyn Ross, Drew Swinney, Will Swinney
QB (1): Trevor Lawrence
RB (6): Lyn-J Dixon, Michel Dukes, Travis Etienne, Ty Lucas, Chez Mellusi, Darien Rencher

DEFENSE (29)

- DE (5):** Justin Foster, K.J. Henry, Justin Mascoll, Xavier Thomas, Regan Upshaw
DT (6): Tyler Davis, James Edwards, Darnell Jefferies, Ruke Orhororo, Nyles Pinckney, Jordan Williams
LB (5): Mike Jones Jr., Kane Patterson, James Skalski, Baylon Spector, Jake Venables
CB (5): Andrew Booth Jr., Mario Goodrich, Sheridan Jones, Derion Kendrick, LeAnthony Williams
S (8): Ben Batson, Joseph Charleston, Peter Cote, Carson Donnelly, Jalyn Phillips, Elijah Turner, Nolan Turner, Landen Zanders

SPECIAL TEAMS (3)

- PK (1):** B.T. Potter
P (1): Will Spiers
LS (1): Jack Maddox

Note: Positions based on 2020.

2019 GAME-BY-GAME STARTERS

| Position | GAT | TAM | SYR | CHA | UNC | FSU | LOU | BOC | WOF | NCS | WFU | USC | UVA | OSU | LSU |
|----------|----------|----------|-----------|-----------|----------|----------|----------|----------|-----------|----------|----------|-----------|----------|----------|------------|
| LT | Carman | Carman | Carman | Carman | Carman | Carman | Carman | Carman | Carman | Carman | Carman | Carman | Carman | Carman | Carman |
| LG | Simpson | Simpson | Simpson | Simpson | Simpson | Simpson | Simpson | Simpson | Bockhorst | Simpson | Simpson | Simpson | Simpson | Simpson | Simpson |
| C | Pollard | Pollard | Pollard | Pollard | Pollard | Pollard | Pollard | Pollard | Pollard | Pollard | Pollard | Pollard | Pollard | Pollard | Pollard |
| RG | Cervenka | Cervenka | Cervenka | Cervenka | Cervenka | Cervenka | Cervenka | Cervenka | Cervenka | Cervenka | Cervenka | Cervenka | Cervenka | Cervenka | Cervenka |
| RT | Anchrum | Anchrum | Anchrum | Anchrum | Anchrum | Anchrum | Anchrum | Anchrum | Anchrum | Anchrum | Anchrum | Anchrum | Anchrum | Anchrum | Anchrum |
| TE | Chalk | Chalk | Chalk | Chalk | Chalk | Chalk | Chalk | Chalk | Chalk | Chalk | Chalk | Chalk | Chalk | Chalk | Chalk |
| WR | Higgins | Higgins | Higgins | Higgins | Higgins | Higgins | Higgins | Higgins | Higgins | Higgins | Higgins | Higgins | Higgins | Higgins | Higgins |
| QB | Lawrence | Lawrence | Lawrence | Lawrence | Lawrence | Lawrence | Lawrence | Lawrence | Lawrence | Lawrence | Lawrence | Lawrence | Lawrence | Lawrence | Lawrence |
| RB | Etienne | Etienne | Etienne | Etienne | Etienne | Etienne | Etienne | Etienne | Etienne | Etienne | Etienne | Etienne | Etienne | Etienne | Etienne |
| WR | Ross | Ross | Ross | Rodgers | Ross | Ross | Ross | Ross | Ross | Ross | Ross | Ross | Ross | Ross | Ross |
| WR/TE | Overton | Overton | Overton | Overton | Rodgers | Rodgers | Rodgers | Rodgers | Rodgers | Rodgers | Overton | Allen | Rodgers | Rodgers | Rodgers |
| DE | Foster | Foster | Rudolph | Rudolph | Foster | Foster | Foster | Foster | Foster | Foster | Foster | Foster | Foster | Foster | Foster |
| DT | Davis | Davis | Davis | Pinckney | Davis | Davis | Davis | Davis | Davis | Davis | Davis | Pinckney | Davis | Davis | Davis |
| DT/FS | Pinckney | Pinckney | N. Turner | N. Turner | Pinckney | Pinckney | Pinckney | Pinckney | Pinckney | Pinckney | Pinckney | N. Turner | Pinckney | Pinckney | N. Turner |
| DE | Rudolph | Thomas | Thomas | Thomas | Rudolph | Thomas | Rudolph | Rudolph | Rudolph | Rudolph | Thomas | Thomas | Thomas | Thomas | Rudolph |
| SLB/NB | Simmons | Simmons | Simmons | Simmons | Simmons | Simmons | Simmons | Simmons | Simmons | Simmons | Simmons | Simmons | Simmons | Simmons | Simmons |
| MLB | Skalski | Skalski | Skalski | Skalski | Skalski | Skalski | Skalski | Skalski | Skalski | Skalski | Skalski | Skalski | Skalski | Skalski | Skalski |
| WLB/SS | Smith | Smith | Smith | Smith | Smith | Smith | Smith | Smith | Smith | Smith | Smith | Smith | Smith | Smith | D. Johnson |
| CB | Kendrick | Kendrick | Kendrick | Kendrick | Kendrick | Kendrick | Kendrick | Kendrick | Kendrick | Kendrick | Kendrick | Kendrick | Kendrick | Kendrick | Kendrick |
| SS | Wallace | Wallace | Wallace | Wallace | Wallace | Wallace | Wallace | Wallace | Wallace | Wallace | Wallace | Wallace | Wallace | Wallace | Wallace |
| FS | Muse | Muse | Muse | Muse | Muse | Muse | Muse | Muse | Muse | Muse | Muse | Muse | Muse | Muse | Muse |
| CB | Terrell | Terrell | Terrell | Terrell | Terrell | Terrell | Terrell | Terrell | Terrell | Terrell | Terrell | Terrell | Terrell | Terrell | Terrell |
| PK | Potter | Potter | Potter | Potter | Potter | Potter | Potter | Potter | Potter | Potter | Potter | Potter | Potter | Potter | Potter |
| P | Spiers | Spiers | Spiers | Spiers | Spiers | Spiers | Spiers | Spiers | Spiers | Spiers | Spiers | Spiers | Spiers | Spiers | Spiers |

Note: Bold denotes a Clemson home game.

2019 OVERALL STATS

14-1 OVERALL, 8-0 ACC, 7-0 HOME, 5-0 AWAY, 2-1 NEUTRAL, 7-0 DAY, 7-1 NIGHT, 0-0 OVERTIME

TEAM STATS

| | CU | Opp. |
|--------------------------------|--------------------|---------------------|
| SCORING | 659 | 203 |
| Points Per Game | 43.9 | 13.5 |
| Points Off Turnovers | 134 | 21 |
| FIRST DOWNS | 393 | 218 |
| Rushing | 166 | 92 |
| Passing | 190 | 108 |
| Penalty | 37 | 18 |
| RUSHING YARDAGE | 3606 | 1741 |
| Yards gained rushing | 3884 | 2261 |
| Yards lost rushing | 278 | 520 |
| Rushing Attempts | 566 | 536 |
| Average Per Rush | 6.4 | 3.2 |
| Average Per Game | 240.4 | 116.1 |
| TDs Rushing | 45 | 10 |
| PASSING YARDAGE | 4325 | 2584 |
| Comp-Att-Int | 326-509-10 | 231-433-19 |
| Average Per Pass | 8.5 | 6.0 |
| Average Per Catch | 13.3 | 11.2 |
| Average Per Game | 288.3 | 172.3 |
| TDs Passing | 40 | 14 |
| TOTAL OFFENSE | 7931 | 4325 |
| Total Plays | 1075 | 969 |
| Average Per Play | 7.4 | 4.5 |
| Average Per Game | 528.7 | 288.3 |
| KICK RETURNS: #-Yards | 23-513 | 25-439 |
| PUNT RETURNS: #-Yards | 33-185 | 9-68 |
| INT RETURNS: #-Yards | 19-254 | 10-112 |
| KICK RETURN AVERAGE | 22.3 | 17.6 |
| PUNT RETURN AVERAGE | 5.6 | 7.6 |
| INT RETURN AVERAGE | 13.4 | 11.2 |
| FUMBLES-LOST | 10-5 | 20-11 |
| PENALTIES-Yards | 85-684 | 87-824 |
| Average Per Game | 45.6 | 54.9 |
| PUNTS-Yards | 61-2561 | 112-5154 |
| Average Per Punt | 42.0 | 46.0 |
| Net punt average | 39.9 | 42.8 |
| KICKOFFS-Yards | 116-7312 | 49-2946 |
| Average Per Kick | 63.0 | 60.1 |
| Net kick average | 41.4 | 38.4 |
| TIME OF POSSESSION/Game | 30:15 | 29:45 |
| 3RD-DOWN Conversions | 80/181 | 72/230 |
| 3rd-Down Pct | 44% | 31% |
| 4TH-DOWN Conversions | 6/12 | 9/22 |
| 4th-Down Pct | 50% | 41% |
| SACKS BY-Yards | 47-313 | 18-142 |
| MISC YARDS | 0 | 0 |
| TOUCHDOWNS SCORED | 88 | 24 |
| FIELD GOALS-ATTEMPTS | 14-23 | 12-13 |
| ON-SIDE KICKS | 0-0 | 0-2 |
| RED-ZONE SCORES | (59-67) 88% | (25-33) 76% |
| RED-ZONE TOUCHDOWNS | (51-67) 76% | (14-33) 42% |
| PAT-ATTEMPTS | (85-86) 99% | (23-23) 100% |
| ATTENDANCE | 566074 | 290229 |
| Games/Avg Per Game | 7/80868 | 5/58046 |
| Neutral Site Games | | 3/71675 |

SCORING BY QUARTERS

| | 1st | 2nd | 3rd | 4th | OT | Total |
|-----------|-----|-----|-----|-----|----|-------|
| CLEMSON | 177 | 221 | 144 | 117 | - | 659 |
| Opponents | 34 | 59 | 56 | 54 | - | 203 |

OFFENSIVE STATS

| # | RUSHING | G | Car | Gain | Loss | Net | Y/C | TD | LG | Y/G |
|------------------|--------------------|-----------|---------------|-------------------|-------------|-------------|--------------|--------------|--------------|--------------|
| 9 | Travis Etienne | 15 | 207 | 1649 | 35 | 1614 | 7.8 | 19 | 90 | 107.6 |
| 23 | Lyn-J Dixon | 15 | 104 | 670 | 35 | 635 | 6.1 | 6 | 32 | 42.3 |
| 16 | Trevor Lawrence | 15 | 103 | 698 | 135 | 563 | 5.5 | 9 | 67 | 37.5 |
| 27 | Chez Mellusi | 12 | 44 | 279 | 3 | 276 | 6.3 | 3 | 57 | 23.0 |
| 19 | Michel Dukes | 10 | 32 | 158 | 8 | 150 | 4.7 | 2 | 24 | 15.0 |
| 21 | Darien Rencher | 15 | 26 | 136 | 1 | 135 | 5.2 | 2 | 24 | 9.0 |
| 7 | Chase Brice | 13 | 14 | 105 | 11 | 94 | 6.7 | 1 | 18 | 7.2 |
| 11 | Taisun Phommachanh | 3 | 12 | 58 | 2 | 56 | 4.7 | 0 | 12 | 18.7 |
| 3 | Amari Rodgers | 14 | 2 | 50 | 0 | 50 | 25.0 | 1 | 29 | 3.6 |
| 5 | Tee Higgins | 15 | 1 | 36 | 0 | 36 | 36.0 | 1 | 36 | 2.4 |
| 12 | Ben Batson | 10 | 1 | 20 | 0 | 20 | 5.0 | 0 | 6 | 2.0 |
| 15 | Patrick McClure | 3 | 2 | 12 | 0 | 12 | 6.0 | 0 | 9 | 4.0 |
| 22 | Will Swinney | 15 | 2 | 8 | 3 | 5 | 2.5 | 0 | 8 | 0.3 |
| 33 | Ty Lucas | 6 | 1 | 3 | 0 | 3 | 3.0 | 0 | 3 | 0.5 |
| 3 | Xavier Thomas | 12 | 1 | 1 | 0 | 1 | 1.0 | 0 | 1 | 0.1 |
| 74 | John Simpson | 14 | 1 | 1 | 0 | 1 | 1.0 | 1 | 1 | 0.1 |
| 32 | Sylvester Meyers | 1 | 1 | 0 | 0 | 0 | 0.0 | 0 | 0 | 0.0 |
| 48 | Will Spiers | 15 | 1 | 0 | 21 | -21 | 0 | 0 | 0 | -1.4 |
| TEAM | | 15 | 8 | 0 | 24 | -24 | -3.0 | 0 | 0 | -2.4 |
| CLEMSON | | 15 | 566 | 3884 | 278 | 3606 | 6.4 | 45 | 90 | 240.4 |
| Opponents | | 15 | 536 | 2261 | 520 | 1741 | 3.2 | 10 | 68 | 116.1 |
| # | PASSING | G | Eff. | Cm-Att-I | Cm% | Yds | TD | LG | Y/G | |
| 16 | Trevor Lawrence | 15 | 166.75 | 268-407-8 | 65.8 | 3665 | 36 | 87 | 244.3 | |
| 7 | Chase Brice | 13 | 129.42 | 50-85-1 | 58.8 | 581 | 4 | 57 | 44.7 | |
| 11 | Taisun Phommachanh | 3 | 72.53 | 6-12-1 | 50.0 | 56 | 0 | 20 | 18.7 | |
| TEAM | | 15 | 0.00 | 0-2-0 | 0.0 | 0 | 0 | 0 | 0.0 | |
| 3 | Amari Rodgers | 14 | 0.00 | 0-1-0 | 0.0 | 0 | 0 | 0 | 0.0 | |
| 12 | Ben Batson | 10 | 100.00 | 1-1-0 | 100.0 | 0 | 0 | 0 | 0.0 | |
| 9 | Travis Etienne | 15 | 293.20 | 1-1-0 | 100.0 | 23 | 0 | 23 | 1.5 | |
| TEAM | | 15 | 157.43 | 326-509-10 | 64.0 | 4325 | 40 | 87 | 288.3 | |
| Opponents | | 15 | 105.37 | 231-433-19 | 53.3 | 2584 | 14 | 79 | 172.3 | |
| # | RECEIVING | G | Rec | Yards | Y/Rec | TD | LG | Y/G | | |
| 8 | Justyn Ross | 14 | 66 | 865 | 13.1 | 8 | 59 | 61.8 | | |
| 5 | Tee Higgins | 15 | 59 | 1167 | 19.8 | 13 | 65 | 77.8 | | |
| 9 | Travis Etienne | 15 | 37 | 432 | 11.7 | 4 | 53 | 28.8 | | |
| 3 | Amari Rodgers | 14 | 30 | 426 | 14.2 | 4 | 87 | 30.4 | | |
| 14 | Diondre Overton | 15 | 22 | 352 | 16.0 | 3 | 63 | 23.5 | | |
| 10 | Joseph Ngata | 15 | 17 | 240 | 14.1 | 3 | 37 | 16.0 | | |
| 17 | Cornell Powell | 15 | 15 | 122 | 8.1 | 2 | 26 | 8.1 | | |
| 23 | Lyn-J Dixon | 15 | 14 | 121 | 8.6 | 0 | 55 | 8.1 | | |
| 25 | J.C. Chalk | 15 | 13 | 60 | 4.6 | 0 | 10 | 4.0 | | |
| 22 | Will Swinney | 15 | 12 | 94 | 7.8 | 0 | 30 | 6.3 | | |
| 2 | Frank Ladson Jr. | 15 | 9 | 128 | 14.2 | 3 | 57 | 8.5 | | |
| 18 | T.J. Chase | 12 | 7 | 70 | 10.0 | 0 | 15 | 5.8 | | |
| 84 | Davis Allen | 15 | 5 | 53 | 10.6 | 0 | 15 | 3.5 | | |
| 80 | Luke Price | 15 | 4 | 41 | 10.2 | 0 | 19 | 2.7 | | |
| 21 | Darien Rencher | 15 | 4 | 26 | 6.5 | 0 | 12 | 1.7 | | |
| 13 | Brannon Spector | 3 | 3 | 16 | 5.3 | 0 | 8 | 5.3 | | |
| 88 | Braden Galloway | 2 | 2 | 60 | 30.0 | 0 | 42 | 30.0 | | |
| 81 | Drew Swinney | 8 | 2 | 11 | 5.5 | 0 | 11 | 1.4 | | |
| 85 | Jaelyn Lay | 4 | 1 | 20 | 20.0 | 0 | 20 | 5.0 | | |
| 83 | Carter Grooms | 9 | 1 | 8 | 8.0 | 0 | 8 | 0.9 | | |
| 82 | Will Brown | 5 | 1 | 8 | 8.0 | 0 | 8 | 1.6 | | |
| 87 | J.L. Banks | 8 | 1 | 5 | 5.0 | 0 | 5 | 0.6 | | |
| 16 | Trevor Lawrence | 15 | 1 | 0 | 0.0 | 0 | 0 | 0.0 | | |
| TEAM | | 15 | 326 | 4325 | 13.3 | 40 | 87 | 288.3 | | |
| Opponents | | 15 | 231 | 2584 | 11.2 | 14 | 79 | 172.3 | | |
| # | TOTAL OFFENSE | G | PL | Rush | Pass | Total | Y/G | | | |
| 16 | Trevor Lawrence | 15 | 510 | 563 | 3665 | 4228 | 281.9 | | | |
| 9 | Travis Etienne | 15 | 208 | 1614 | 23 | 1637 | 109.1 | | | |
| 7 | Chase Brice | 13 | 99 | 94 | 581 | 675 | 51.9 | | | |
| 23 | Lyn-J Dixon | 15 | 104 | 635 | 0 | 635 | 42.3 | | | |
| 27 | Chez Mellusi | 12 | 44 | 276 | 0 | 276 | 23.0 | | | |
| 19 | Michel Dukes | 10 | 32 | 150 | 0 | 150 | 15.0 | | | |
| 21 | Darien Rencher | 15 | 26 | 135 | 0 | 135 | 9.0 | | | |
| 11 | Taisun Phommachanh | 3 | 24 | 56 | 56 | 112 | 37.3 | | | |
| 3 | Amari Rodgers | 14 | 3 | 50 | 0 | 50 | 3.6 | | | |
| 5 | Tee Higgins | 15 | 1 | 36 | 0 | 36 | 2.4 | | | |
| 12 | Ben Batson | 10 | 5 | 20 | 0 | 20 | 2.0 | | | |
| 15 | Patrick McClure | 3 | 2 | 12 | 0 | 12 | 4.0 | | | |
| 22 | Will Swinney | 15 | 2 | 5 | 0 | 5 | 0.3 | | | |
| 33 | Ty Lucas | 6 | 1 | 3 | 0 | 3 | 0.5 | | | |
| 3 | Xavier Thomas | 12 | 1 | 1 | 0 | 1 | 0.1 | | | |
| 74 | John Simpson | 14 | 1 | 1 | 0 | 1 | 0.1 | | | |
| 48 | Will Spiers | 15 | 1 | 0 | -21 | -21 | -1.4 | | | |
| TEAM | | 15 | 10 | -24 | 0 | -24 | -2.4 | | | |
| TEAM | | 15 | 1075 | 3606 | 4325 | 7931 | 528.7 | | | |
| Opponents | | 15 | 969 | 1741 | 2584 | 4325 | 288.3 | | | |
| # | ALL-PURPOSE | G | Rush | Rec | PR | KOR | IR | Total | Y/G | |
| 9 | Travis Etienne | 15 | 1614 | 432 | 0 | 128 | 0 | 2174 | 144.9 | |
| 5 | Tee Higgins | 15 | 36 | 1167 | 0 | 0 | 0 | 1203 | 80.2 | |
| 8 | Justyn Ross | 14 | 0 | 865 | -6 | 0 | 0 | 859 | 61.4 | |
| 23 | Lyn-J Dixon | 15 | 635 | 121 | 0 | 8 | 0 | 764 | 50.9 | |
| 3 | Amari Rodgers | 14 | 50 | 426 | 151 | 0 | 0 | 627 | 44.8 | |
| 10 | Joseph Ngata | 15 | 0 | 240 | 0 | 325 | 0 | 565 | 37.7 | |
| 16 | Trevor Lawrence | 15 | 563 | 0 | 0 | 0 | 0 | 563 | 37.5 | |
| 14 | Diondre Overton | 15 | 0 | 352 | 0 | 0 | 0 | 352 | 23.5 | |
| 27 | Chez Mellusi | 12 | 276 | 0 | 0 | 0 | 0 | 276 | 23.0 | |
| 21 | Darien Rencher | 15 | 135 | 26 | 0 | 0 | 0 | 161 | 10.7 | |
| 19 | Michel Dukes | 10 | 150 | 0 | 0 | 0 | 0 | 150 | 15.0 | |
| 2 | Frank Ladson Jr. | 15 | 0 | 128 | 0 | 0 | 0 | 128 | 8.5 | |
| 17 | Cornell Powell | 15 | 0 | 122 | 0 | 0 | 0 | 122 | 8.1 | |
| 1 | Derion Kendrick | 15 | 0 | 0 | 16 | 51 | 52 | 119 | 7.9 | |
| 22 | Will Swinney | 15 | 5 | 94 | 8 | 0 | 0 | 107 | 7.1 | |
| 7 | Chase Brice | 13 | 94 | 0 | 0 | 0 | 0 | 94 | 7.2 | |
| 18 | T.J. Chase | 12 | 0 | 70 | 0 | 0 | 0 | 70 | 5.8 | |
| 12 | K'Von Wallace | 15 | 0 | 0 | 0 | 0 | 66 | 66 | 4.4 | |
| 8 | A.J. Terrell | 15 | 0 | 0 | 0 | 0 | 65 | 65 | 4.3 | |
| 25 | J.C. Chalk | 15 | 0 | 60 | 0 | 0 | 0 | 60 | 4.0 | |
| 88 | Braden Galloway | 2 | 0 | 60 | 0 | 0 | 0 | 60 | 30.0 | |
| 11 | Taisun Phommachanh | 3 | 56 | 0 | 0 | 0 | 0 | 56 | 18.7 | |
| 84 | Davis Allen | 15 | 0 | 53 | 0 | 0 | 0 | 53 | 3.5 | |
| 11 | Isaiah Simmons | 15 | 0 | 0 | 0 | 0 | 42 | 42 | 2.8 | |
| 80 | Luke Price | 15 | 0 | 41 | 0 | 0 | 0 | 41 | 2.7 | |
| 82 | Will Brown | 5 | 0 | 8 | 16 | 0 | 0 | 24 | 4.8 | |
| 85 | Jaelyn Lay | 4 | 0 | 20 | 0 | 0 | 0 | 20 | 5.0 | |
| 12 | Ben Batson | 10 | 20 | 0 | | | | | | |

2019 OVERALL STATS

DEFENSIVE STATS

| # TACKLES | G-S | Snaps | Hit | Ast | Total | TFL | Sacks | PBU | QP | ^ST |
|-----------------------|-------|-------|------------|------------|-------------|----------------|---------------|-----------|-----------|-----------|
| 11 Isaiah Simmons | 15-15 | 818 | 81 | 26 | 107 | 16-90 | 8-52 | 10 | 15 | 4 |
| 47 James Skalski | 15-15 | 699 | 74 | 31 | 105 | 7.5-47 | 4.5-31 | 4 | 10 | 5 |
| 12 K'Von Wallace | 15-15 | 698 | 61 | 20 | 81 | 3-22 | 2-21 | 10 | 7 | 1 |
| 43 Chad Smith | 15-14 | 583 | 44 | 36 | 80 | 5-41 | 3.5-37 | | 8 | |
| 19 Tanner Muse | 15-15 | 669 | 51 | 22 | 73 | 6-22 | 2-16 | 5 | 2 | |
| 24 Nolan Turner | 15-4 | 538 | 37 | 29 | 66 | 2-9 | | 10 | | 6 |
| 1 Derion Kendrick | 15-15 | 689 | 40 | 11 | 51 | 3-4 | | 6 | 1 | 1 |
| 13 Tyler Davis | 15-13 | 539 | 31 | 20 | 51 | 9-37 | 5.5-29 | 2 | 6 | |
| 10 Baylon Spector | 15-0 | 284 | 30 | 15 | 45 | 6-22 | 2-12 | 1 | 1 | 2 |
| 14 Denzel Johnson | 14-1 | 328 | 30 | 14 | 44 | 0.5-0 | | 1 | | 2 |
| 35 Justin Foster | 15-13 | 492 | 24 | 17 | 41 | 10.5-34 | 4.5-24 | 1 | 12 | |
| 8 A.J. Terrell | 15-15 | 785 | 34 | 5 | 39 | 0.5-4 | 0.5-4 | 7 | 4 | 1 |
| 15 Jake Venables | 14-0 | 217 | 27 | 11 | 38 | 9.5-21 | 1.5-2 | | 1 | 2 |
| 3 Xavier Thomas | 12-8 | 434 | 17 | 14 | 31 | 8-32 | 2-8 | 2 | 7 | |
| 59 Jordan Williams | 15-0 | 297 | 17 | 14 | 31 | 5.5-22 | 2.5-17 | 2 | 1 | |
| 44 Nyles Pinckney | 14-13 | 367 | 11 | 16 | 27 | 4-16 | 1-10 | | 4 | |
| 34 Logan Rudolph | 15-9 | 403 | 15 | 11 | 26 | 5-13 | 1-2 | 1 | 3 | |
| 5 K.J. Henry | 15-0 | 350 | 9 | 13 | 22 | 4.5-16 | 2-11 | 3 | 3 | |
| 36 Lannnden Zanders | 14-0 | 112 | 15 | 6 | 21 | 2.5-23 | 2-22 | 1 | 1 | 6 |
| 6 Mike Jones Jr. | 15-0 | 181 | 14 | 5 | 19 | 4-9 | | 1 | 4 | |
| 7 Justin Mascoll | 15-0 | 244 | 5 | 11 | 16 | 1-3 | | | 4 | |
| 90 Darnell Jefferies | 15-0 | 118 | 5 | 9 | 14 | 1-4 | 0.5-4 | | | |
| 18 Joseph Charleston | 13-0 | 94 | 10 | 3 | 13 | | | | | |
| 31 Mario Goodrich | 13-0 | 205 | 8 | 5 | 13 | 0.5-1 | | 2 | | 1 |
| 17 Kane Patterson | 13-0 | 64 | 8 | 3 | 11 | 1-7 | 1-7 | | | 1 |
| 22 Xavier Kelly | 10-0 | 87 | 2 | 7 | 9 | 0.5-0 | 0.5-0 | | 2 | |
| 53 Regan Upshaw | 13-0 | 41 | 5 | 3 | 8 | | | | 1 | 1 |
| 25 Jalyn Phillips | 14-0 | 47 | 6 | 1 | 7 | | | | | 3 |
| 26 Sheridan Jones | 14-0 | 140 | 5 | 1 | 6 | | | 1 | | |
| 23 Andrew Booth Jr. | 13-0 | 65 | 5 | 1 | 6 | | | 1 | | 1 |
| 42 LaVonta Bentley | 4-0 | 10 | 5 | 1 | 6 | | | | | 1 |
| 33 Ruke Orhoro | 10-0 | 84 | 3 | 2 | 5 | 1.5-5 | 0.5-4 | | 1 | |
| 32 Etinosa Reuben | 3-0 | 9 | 2 | 1 | 3 | | | | | |
| 9 Travis Etienne | 15-15 | -- | 2 | 0 | 2 | | | | | |
| 20 LeAnthony Williams | 11-0 | 78 | 1 | 1 | 2 | | | 1 | | |
| 30 Keith Maguire | 4-0 | 9 | 1 | 1 | 2 | 1-3 | | | | |
| 48 Landon Holden | 6-0 | 2 | 1 | 1 | 2 | | | | | 1 |
| 3 Amari Rodgers | 14-10 | -- | 1 | 1 | 2 | | | | | |
| 29 B.T. Potter | 15-15 | -- | 0 | 2 | 2 | | | | | 2 |
| 9 Brian Dawkins Jr. | 7-0 | 13 | 1 | 0 | 1 | | | | | |
| 95 James Edwards | 9-0 | 12 | 1 | 0 | 1 | | | | | |
| 92 Klayton Randolph | 3-0 | 4 | 1 | 0 | 1 | | | | | |
| 27 Carson Donnelly | 8-0 | 0 | 1 | 0 | 1 | | | | | 1 |
| 16 Trevor Lawrence | 15-15 | -- | 1 | 0 | 1 | | | | | |
| 23 Lyn-J Dixon | 15-0 | -- | 1 | 0 | 1 | | | | | |
| 40 Greg Williams | 4-0 | 14 | 0 | 1 | 1 | 0.5-1 | | | | |
| 89 Tristan Walliser | 4-0 | 4 | 0 | 1 | 1 | | | | | |
| 46 John Boyd | 8-0 | 0 | 0 | 1 | 1 | | | | | 1 |
| 79 Jackson Carman | 15-15 | -- | 0 | 1 | 1 | | | | | |
| 58 Patrick Phibbs | 15-0 | -- | 0 | 1 | 1 | | | | | 1 |
| 98 Steven Sawicki | 9-0 | -- | 0 | 1 | 1 | | | | | 1 |
| 52 Tayquon Johnson | 3-0 | 7 | 0 | 0 | 0 | | | | | |
| 16 Ray Thornton III | 4-0 | 3 | 0 | 0 | 0 | | | | | |
| 94 Jacob Edwards | 4-0 | 3 | 0 | 0 | 0 | | | | | |
| 38 Elijah Turner | 10-0 | 2 | 0 | 0 | 0 | | | | | |
| Totals | | | 743 | 396 | 1139 | 119-508 | 47-313 | 72 | 98 | 45 |

Caused Fumbles (8): Smith 2, Foster 1, D. Johnson 1, M. Jones 1, Simmons 1, Skalski 1, N. Turner 1
Recovered Fumbles (11): Davis 1, S. Jones 1, Kelly 1, Maddox 1, Pinckney 1, Rudolph 1, Simmons 1, Skalski 1, Smith 1, Ba. Spector 1, Thomas 1

^ - special teams tackles; Note: Special teams tackles and tackles after turnovers are included in tackle totals; tackle totals are from coaches film grade.

| # INTERCEPTIONS | No. | Yds | Avg | TD | Long |
|-------------------|-----------|------------|-------------|----------|-----------|
| 19 Tanner Muse | 4 | 13 | 3.2 | 0 | 13 |
| 11 Isaiah Simmons | 3 | 42 | 14.0 | 0 | 22 |
| 1 Derion Kendrick | 2 | 52 | 26.0 | 1 | 38 |
| 8 A.J. Terrell | 2 | 65 | 32.5 | 0 | 37 |
| 24 Nolan Turner | 2 | 0 | 0.0 | 0 | 0 |
| 12 K'Von Wallace | 2 | 66 | 33.0 | 1 | 66 |
| 14 Denzel Johnson | 1 | 6 | 6.0 | 0 | 6 |
| 43 Chad Smith | 1 | 10 | 10.0 | 0 | 10 |
| 31 Mario Goodrich | 1 | 0 | 0.0 | 0 | 0 |
| 30 Keith Maguire | 1 | 0 | 0.0 | 0 | 0 |
| CLEMSON | 19 | 254 | 13.4 | 2 | 66 |
| Opponents | 10 | 112 | 11.2 | 0 | 41 |

SPECIAL TEAMS & MISCELLANEOUS STATS

| # PUNTING | P | Yards | Y/P | LG | TB | FC | -20 | 50+ | HB |
|-------------------|------------|-------------|-------------|-----------|----------|-----------|-----------|-----------|----------|
| 48 Will Spiers | 53 | 2240 | 42.3 | 64 | 3 | 22 | 20 | 13 | 0 |
| 98 Steven Sawicki | 6 | 263 | 43.8 | 53 | 0 | 0 | 2 | 1 | 0 |
| 39 Aidan Swanson | 2 | 58 | 29.0 | 30 | 0 | 1 | 1 | 0 | 0 |
| CLEMSON | 61 | 2561 | 42.0 | 64 | 3 | 23 | 23 | 14 | 0 |
| Opponents | 112 | 5154 | 46.0 | 75 | 9 | 37 | 36 | 37 | 0 |

| # FIELD GOALS | FGM-FGA | Pct | 1-29 | 30-39 | 40-49 | 50+ | LG | HB |
|-------------------|--------------|-------------|------------|------------|------------|------------|-----------|----------|
| 29 B.T. Potter | 13-21 | 61.9 | 4-5 | 3-6 | 3-7 | 3-3 | 52 | 0 |
| 98 Steven Sawicki | 1-2 | 50.0 | 1-1 | 0-0 | 0-1 | 0-0 | 26 | 0 |
| CLEMSON | 14-23 | 60.9 | 5-6 | 3-6 | 3-8 | 3-3 | 52 | 0 |
| Opponents | 12-13 | 92.3 | 6-6 | 4-4 | 2-3 | 0-0 | 49 | 0 |

| # KICKOFFS | KO | Yds | Avg | TB | OB |
|-------------------|------------|-------------|-------------|-----------|----------|
| 29 B.T. Potter | 100 | 6378 | 63.8 | 79 | 1 |
| 98 Steven Sawicki | 7 | 389 | 55.6 | 2 | 0 |
| 41 Jonathan Weitz | 5 | 291 | 58.2 | 0 | 0 |
| 39 Aidan Swanson | 4 | 254 | 63.5 | 2 | 0 |
| CLEMSON | 116 | 7312 | 63.0 | 83 | 1 |
| Opponents | 49 | 2946 | 60.1 | 22 | 1 |

| # PUNT RETURNS | PR | Yards | Avg | TD | LG |
|-------------------|-----------|------------|------------|----------|-----------|
| 3 Amari Rodgers | 18 | 151 | 8.4 | 0 | 53 |
| 1 Derion Kendrick | 9 | 16 | 1.8 | 0 | 9 |
| 22 Will Swinney | 3 | 8 | 2.7 | 0 | 8 |
| 82 Will Brown | 2 | 16 | 8.0 | 0 | 13 |
| 8 Justyn Ross | 1 | -6 | -6.0 | 0 | 0 |
| CLEMSON | 33 | 185 | 5.6 | 0 | 53 |
| Opponents | 9 | 68 | 7.6 | 0 | 30 |

| # KICKOFF RETURNS | KOR | Yards | Avg | TD | LG |
|-------------------|-----------|------------|-------------|----------|-----------|
| 10 Joseph Ngata | 14 | 325 | 23.2 | 0 | 40 |
| 9 Travis Etienne | 5 | 128 | 25.6 | 0 | 32 |
| 1 Derion Kendrick | 2 | 51 | 25.5 | 0 | 32 |
| 23 Lyn-J Dixon | 1 | 8 | 8.0 | 0 | 8 |
| 34 Logan Rudolph | 1 | 1 | 1.0 | 0 | 1 |
| CLEMSON | 23 | 513 | 22.3 | 0 | 40 |
| Opponents | 25 | 439 | 17.6 | 0 | 38 |

| # FUMBLE RETURNS | FR | Yards | Avg | TD | LG |
|-------------------|----------|-----------|-------------|----------|-----------|
| 34 Logan Rudolph | 1 | 39 | 39.0 | 1 | 39 |
| 43 Chad Smith | 1 | 9 | 9.0 | 0 | 9 |
| 44 Nyles Pinckney | 1 | 3 | 3.0 | 0 | 3 |
| CLEMSON | 3 | 51 | 17.0 | 1 | 39 |
| Opponents | 1 | 5 | 5.0 | 0 | 5 |

| # SCORING | TD | FGs | Kick | Rush | Rcv | Pass | DXP | Saf | Pts |
|--------------------|-----------|--------------|--------------|------------|----------|------------|----------|----------|------------|
| 9 Travis Etienne | 23 | 0-0 | 0-0 | 0-0 | 0 | 0-0 | 0 | 0 | 138 |
| 29 B.T. Potter | 0 | 13-21 | 79-79 | 0-0 | 0 | 0-0 | 0 | 0 | 118 |
| 5 Tee Higgins | 14 | 0-0 | 0-0 | 0-0 | 1 | 0-0 | 0 | 0 | 86 |
| 16 Trevor Lawrence | 9 | 0-0 | 0-0 | 0-0 | 0 | 2-2 | 0 | 0 | 54 |
| 8 Justyn Ross | 8 | 0-0 | 0-0 | 0-0 | 0 | 0-0 | 0 | 0 | 48 |
| 23 Lyn-J Dixon | 6 | 0-0 | 0-0 | 0-0 | 0 | 0-0 | 0 | 0 | 36 |
| 3 Amari Rodgers | 5 | 0-0 | 0-0 | 0-0 | 1 | 0-0 | 0 | 0 | 32 |
| 2 Frank Ladson Jr. | 3 | 0-0 | 0-0 | 0-0 | 0 | 0-0 | 0 | 0 | 18 |
| 10 Joseph Ngata | 3 | 0-0 | 0-0 | 0-0 | 0 | 0-0 | 0 | 0 | 18 |
| 27 Chez Mellusi | 3 | 0-0 | 0-0 | 0-0 | 0 | 0-0 | 0 | 0 | 18 |
| 14 Diondre Overton | 3 | 0-0 | 0-0 | 0-0 | 0 | 0-0 | 0 | 0 | 18 |
| 21 Darien Rencher | 2 | 0-0 | 0-0 | 0-0 | 0 | 0-0 | 0 | 0 | 12 |
| 17 Cornell Powell | 2 | 0-0 | 0-0 | 0-0 | 0 | 0-0 | 0 | 0 | 12 |
| 19 Michel Dukes | 2 | 0-0 | 0-0 | 0-0 | 0 | 0-0 | 0 | 0 | 12 |
| 98 Steven Sawicki | 0 | 1-2 | 6-6 | 0-0 | 0 | 0-0 | 0 | 0 | 9 |
| 74 John Simpson | 1 | 0-0 | 0-0 | 0-0 | 0 | 0-0 | 0 | 0 | 6 |
| 1 Derion Kendrick | 1 | 0-0 | 0-0 | 0-0 | 0 | 0-0 | 0 | 0 | 6 |
| 34 Logan Rudolph | 1 | 0-0 | 0-0 | 0-0 | 0 | 0-0 | 0 | 0 | 6 |
| 12 K'Von Wallace | 1 | 0-0 | 0-0 | 0-0 | 0 | 0-0 | 0 | 0 | 6 |
| 7 Chase Brice | 1 | 0-0 | 0-0 | 0-0 | 0 | 0-0 | 0 | 0 | 6 |
| 47 James Skalski | 0 | 0-0 | 0-1 | 0-0 | 0 | 0-0 | 0 | 0 | 0 |
| CLEMSON | 88 | 14-23 | 85-86 | 0-0 | 2 | 2-2 | 0 | 0 | 659 |
| Opponents | 24 | 12-13 | 23-23 | 0-1 | 0 | 0-0 | 0 | 0 | 203 |

SCOREBOARD

| Date | Site | W-L | Score | Opponent (AP,USA) | Attendance | CU AP,USA | Leading Rusher(s) | Leading Passer(s) | Leading Receiver(s) | Leading Tackler(s) |
|-------|------|-----|-------|-------------------|------------|-----------|-------------------|----------------------|---------------------|------------------------|
| 8-29 | ^H | W | 52-14 | * Georgia Tech | 79,118 | 1,1 | Etienne (12-205) | Lawrence (13-23-168) | Higgins (4-98) | Simmons, N. Turner (9) |
| 9-7 | H | W | 24-10 | Texas A&M (12,11) | 81,500 | 1,1 | Dixon (11-79) | Lawrence (24-35-268) | Ross (7-94) | Wallace (10) |
| 9-14 | ^A | W | 41-6 | * Syracuse | 50,248 | 1,1 | Etienne (14-76) | Lawrence (22-39-395) | Higgins (7-150) | Simmons (11) |
| 9-21 | ^H | W | 52-10 | Charlotte | 81,500 | 1,1 | Etienne (11-63) | Lawrence (7-9-94) | Ngata (3-62) | Skalski (9) |
| 9-28 | A | W | 21-20 | * North Carolina | 50,500 | 1,1 | Etienne (14-67) | Lawrence (18-30-206) | Higgins (6-129) | Simmons (8) |
| 10-12 | H | W | 45-14 | * Florida State | 80,500 | 2,2 | Etienne (17-127) | Lawrence (17-25-170) | Ross (5-61) | Simmons (8) |
| 10-19 | A | W | 45-10 | * Louisville | 51,015 | 3,2 | Etienne (14-192) | Lawrence (20-29-233) | Rodgers (3-78) | Skalski (10) |
| 10-26 | ^H | W | 59-7 | * Boston College | 81,081 | 4,2 | Etienne (16-111) | Lawrence (16-19-275) | Overton (3-119) | Smith (9) |
| 11-2 | H | W | 59-14 | Wofford | 81,500 | 4,3 | Etienne (9-212) | Lawrence (12-16-218) | Higgins (5-74) | Wallace (9) |
| 11-9 | ^A | W | 55-10 | * NC State | 57,886 | 4,3 | Etienne (14-113) | Lawrence (20-27-276) | Ross (4-75) | Smith (7) |
| 11-16 | H | W | 52-3 | * Wake Forest | 80,875 | 3,3 | Etienne (16-122) | Lawrence (21-27-272) | Higgins (4-64) | Skalski (8) |
| 11-30 | A | W | 38-3 | South Carolina | 80,580 | 3,3 | Lawrence (8-66) | Lawrence (26-36-295) | Ross (9-111) | Simmons (10) |
| 12-7 | ^N | W | 62-17 | Virginia (22,22) | 66,810 | 3,3 | Etienne (14-114) | Lawrence (16-22-302) | Higgins (9-182) | Skalski (10) |
| 12-28 | ^N | W | 29-23 | Ohio State (2,2) | 71,330 | 3,3 | Lawrence (16-107) | Lawrence (18-33-259) | Etienne (3-98) | |

2019 TEAM GAME-BY-GAME STATS

| Category | GAT | TAM | SYR | CLT | UNC | FSU | LOU | BOC | WOF | NCS | WFU | USC | UVA | OSU | LSU | Totals |
|-------------------------|-------|-------|-------|--------|-------|-------|-------|--------|-------|-------|-------|-------|-------|-------|--------|----------|
| Points | 52 | 24 | 41 | 52 | 21 | 45 | 45 | 59 | 59 | 55 | 52 | 38 | 62 | 29 | 25 | 659 |
| | 14 | 10 | 6 | 10 | 20 | 14 | 10 | 7 | 14 | 10 | 3 | 3 | 17 | 23 | 42 | 203 |
| Total Offense | 632 | 389 | 612 | 466 | 331 | 552 | 551 | 674 | 702 | 549 | 516 | 527 | 619 | 417 | 394 | 7931 |
| | 294 | 289 | 187 | 216 | 290 | 253 | 263 | 177 | 256 | 290 | 105 | 174 | 387 | 516 | 628 | 4325 |
| Plays | 79 | 68 | 71 | 64 | 61 | 91 | 70 | 80 | 64 | 77 | 73 | 83 | 67 | 62 | 65 | 1075 |
| | 63 | 69 | 71 | 58 | 63 | 58 | 65 | 62 | 55 | 60 | 51 | 53 | 75 | 85 | 81 | 969 |
| Yards Per Play | 8.0 | 5.7 | 8.6 | 7.3 | 5.4 | 6.1 | 7.9 | 8.4 | 11.0 | 7.1 | 7.1 | 6.3 | 9.2 | 6.7 | 6.1 | 7.4 |
| | 4.7 | 4.2 | 2.6 | 3.7 | 4.6 | 4.4 | 4.0 | 2.9 | 4.7 | 4.8 | 2.1 | 3.3 | 5.2 | 6.1 | 7.8 | 4.5 |
| Rushing Yards | 411 | 121 | 221 | 235 | 125 | 320 | 298 | 302 | 419 | 246 | 168 | 211 | 211 | 158 | 160 | 3606 |
| | 157 | 53 | 15 | 153 | 146 | 103 | 156 | 97 | 139 | 124 | 64 | 69 | 104 | 196 | 165 | 1741 |
| Carries | 49 | 33 | 29 | 39 | 31 | 53 | 37 | 44 | 37 | 41 | 38 | 40 | 38 | 29 | 28 | 566 |
| | 45 | 27 | 42 | 39 | 36 | 23 | 43 | 44 | 45 | 31 | 37 | 26 | 27 | 39 | 32 | 536 |
| Passing Yards | 221 | 268 | 391 | 231 | 206 | 232 | 253 | 372 | 283 | 303 | 348 | 316 | 408 | 259 | 234 | 4325 |
| | 137 | 236 | 172 | 63 | 144 | 150 | 107 | 80 | 117 | 166 | 41 | 105 | 283 | 320 | 463 | 2584 |
| Completions | 18 | 24 | 23 | 17 | 18 | 24 | 22 | 25 | 19 | 25 | 26 | 28 | 21 | 18 | 18 | 326 |
| | 7 | 24 | 15 | 8 | 15 | 17 | 8 | 6 | 4 | 14 | 6 | 16 | 30 | 30 | 31 | 231 |
| Passing Attempts | 30 | 35 | 42 | 25 | 30 | 38 | 33 | 36 | 27 | 36 | 35 | 43 | 29 | 33 | 37 | 509 |
| | 18 | 42 | 29 | 19 | 27 | 35 | 22 | 18 | 10 | 29 | 14 | 27 | 48 | 46 | 49 | 433 |
| Had Intercepted | 2 | 1 | 2 | 1 | 0 | 1 | 2 | 0 | 0 | 0 | 1 | 0 | 0 | 0 | 0 | 10 |
| | 2 | 1 | 1 | 1 | 0 | 3 | 2 | 0 | 1 | 0 | 2 | 1 | 3 | 2 | 0 | 19 |
| Completion Percentage | 60.0 | 68.6 | 54.8 | 68.0 | 60.0 | 63.2 | 66.7 | 69.4 | 70.4 | 69.4 | 74.3 | 65.1 | 72.4 | 54.5 | 48.6 | 64.0 |
| | 38.9 | 57.1 | 51.7 | 42.1 | 55.6 | 48.6 | 36.4 | 33.3 | 40.0 | 48.3 | 42.9 | 59.3 | 62.5 | 65.2 | 63.3 | 53.3 |
| Passing Efficiency | 130.5 | 136.6 | 147.0 | 177.2 | 128.7 | 135.2 | 149.0 | 192.9 | 195.1 | 167.6 | 199.2 | 149.9 | 236.1 | 140.5 | 101.8 | 157.4 |
| | 98.9 | 107.4 | 94.7 | 59.4 | 124.8 | 76.9 | 59.0 | 70.7 | 151.3 | 96.4 | 38.9 | 84.5 | 113.3 | 122.1 | 176.3 | 105.4 |
| First Downs | 29 | 26 | 24 | 27 | 14 | 31 | 23 | 36 | 28 | 27 | 26 | 30 | 28 | 21 | 23 | 393 |
| | 13 | 18 | 10 | 11 | 14 | 10 | 15 | 10 | 10 | 13 | 5 | 9 | 23 | 28 | 29 | 218 |
| Total Touchdowns | 7 | 3 | 5 | 7 | 3 | 6 | 6 | 8 | 8 | 8 | 7 | 5 | 8 | 4 | 3 | 88 |
| | 2 | 1 | 0 | 1 | 3 | 2 | 1 | 1 | 2 | 1 | 0 | 0 | 2 | 2 | 6 | 24 |
| Rushing Touchdowns | 5 | 2 | 2 | 3 | 2 | 2 | 3 | 3 | 5 | 5 | 2 | 2 | 4 | 2 | 3 | 45 |
| | 1 | 0 | 0 | 1 | 1 | 1 | 1 | 1 | 1 | 1 | 0 | 0 | 0 | 1 | 1 | 10 |
| Passing Touchdowns | 2 | 1 | 3 | 3 | 1 | 3 | 3 | 4 | 3 | 3 | 5 | 3 | 4 | 2 | 0 | 40 |
| | 1 | 1 | 0 | 0 | 2 | 1 | 0 | 0 | 1 | 0 | 0 | 0 | 2 | 1 | 5 | 14 |
| Field Goals | 1-1 | 1-2 | 2-3 | 1-1 | 0-1 | 1-2 | 1-2 | 1-2 | 1-2 | 0-0 | 1-1 | 1-2 | 2-2 | 0-1 | 1-1 | 14-23 |
| | 0-0 | 1-1 | 2-2 | 1-1 | 0-0 | 0-0 | 1-1 | 0-0 | 0-0 | 1-1 | 1-1 | 1-1 | 1-1 | 3-3 | 0-1 | 12-13 |
| Punting | 3-120 | 4-169 | 6-243 | 2-94 | 5-229 | 4-157 | 3-108 | 4-190 | 2-70 | 4-185 | 4-167 | 3-130 | 1-30 | 7-314 | 9-355 | 61-2561 |
| | 8-345 | 6-269 | 9-470 | 8-324 | 7-315 | 9-342 | 6-291 | 11-525 | 9-396 | 5-261 | 9-519 | 7-314 | 5-199 | 6-272 | 7-312 | 112-5154 |
| Punting Average | 40.0 | 42.2 | 40.5 | 47.0 | 45.8 | 39.2 | 36.0 | 47.5 | 35.0 | 46.3 | 41.8 | 43.3 | 30.0 | 44.9 | 39.4 | 42.0 |
| | 43.1 | 44.8 | 52.2 | 40.5 | 45.0 | 38.0 | 48.5 | 47.7 | 44.0 | 52.2 | 57.7 | 44.9 | 39.8 | 45.3 | 44.6 | 46.0 |
| Net Punting Average | 40.0 | 37.2 | 37.2 | 47.0 | 45.8 | 37.0 | 36.0 | 37.8 | 35.0 | 46.2 | 41.8 | 43.3 | 30.0 | 41.6 | 37.6 | 39.9 |
| | 39.6 | 43.5 | 51.9 | 36.4 | 42.1 | 38.0 | 43.5 | 43.0 | 41.1 | 46.6 | 44.2 | 43.7 | 39.0 | 44.7 | 44.6 | 42.8 |
| Time of Possession | 32:48 | 27:24 | 28:40 | 25:33 | 28:11 | 39:37 | 30:06 | 33:46 | 25:33 | 35:45 | 32:35 | 35:17 | 26:46 | 26:33 | 25:15 | 30:15 |
| | 27:12 | 32:36 | 31:20 | 34:27 | 31:49 | 20:23 | 29:54 | 26:14 | 34:27 | 24:15 | 27:25 | 24:43 | 33:14 | 33:27 | 34:45 | 29:45 |
| Third-Down Conversions | 6-12 | 3-9 | 5-14 | 5-9 | 8-15 | 5-16 | 5-11 | 7-13 | 4-8 | 4-12 | 4-11 | 12-17 | 6-9 | 5-14 | 1-11 | 80-181 |
| | 5-16 | 6-16 | 4-19 | 4-14 | 7-17 | 2-13 | 5-14 | 2-15 | 5-15 | 4-13 | 2-13 | 5-15 | 10-18 | 7-18 | 4-14 | 72-230 |
| Fourth-Down Conversions | 1-2 | 0-0 | 0-0 | 1-1 | 0-1 | 1-3 | 0-0 | 0-0 | 0-0 | 3-3 | 0-1 | 0-1 | 0-0 | 0-0 | 0-0 | 6-12 |
| | 0-2 | 2-2 | 0-3 | 0-1 | 2-3 | 0-1 | 0-1 | 2-2 | 0-0 | 1-2 | 0-1 | 0-1 | 0-1 | 1-1 | 1-1 | 9-22 |
| Red-Zone Scoring | 3-4 | 3-3 | 4-5 | 4-4 | 2-2 | 5-7 | 4-5 | 5-5 | 4-5 | 6-6 | 6-6 | 4-6 | 6-6 | 1-1 | 2-2 | 59-67 |
| | 1-2 | 2-3 | 2-4 | 2-2 | 2-2 | 0-0 | 2-2 | 1-1 | 1-1 | 1-3 | 1-1 | 0-0 | 3-4 | 3-3 | 4-5 | 25-33 |
| Red-Zone Touchdowns | 3-4 | 2-3 | 3-5 | 3-4 | 2-2 | 4-7 | 4-5 | 4-5 | 3-5 | 6-6 | 5-6 | 4-6 | 5-6 | 1-1 | 2-2 | 51-67 |
| | 1-2 | 1-3 | 0-4 | 1-2 | 2-2 | 0-0 | 1-2 | 1-1 | 1-1 | 0-3 | 0-1 | 0-0 | 2-4 | 0-3 | 4-5 | 14-33 |
| Red-Zone Points | 21 | 17 | 24 | 24 | 14 | 31 | 28 | 31 | 24 | 41 | 38 | 28 | 38 | 7 | 15 | 381 |
| | 7 | 10 | 6 | 10 | 13 | 0 | 10 | 7 | 7 | 3 | 3 | 0 | 17 | 9 | 28 | 130 |
| Turnovers | 3 | 1 | 2 | 2 | 1 | 2 | 2 | 0 | 0 | 0 | 1 | 0 | 0 | 0 | 1 | 15 |
| | 4 | 2 | 1 | 1 | 0 | 4 | 3 | 1 | 2 | 4 | 2 | 1 | 3 | 2 | 0 | 30 |
| Points Off Turnovers | 21 | 3 | 7 | 7 | 0 | 14 | 10 | 7 | 10 | 20 | 14 | 7 | 14 | 0 | 0 | 134 |
| | 0 | 7 | 0 | 7 | 7 | 0 | 0 | 0 | 0 | 0 | 0 | 0 | 0 | 0 | 0 | 21 |
| Penalties | 6-43 | 4-30 | 7-70 | 5-42 | 6-30 | 6-65 | 6-47 | 3-20 | 6-49 | 10-72 | 4-35 | 5-44 | 4-25 | 6-47 | 7-65 | 85-684 |
| | 2-10 | 9-85 | 9-85 | 11-106 | 3-20 | 7-68 | 5-40 | 4-55 | 2-30 | 6-45 | 3-25 | 4-33 | 3-27 | 8-77 | 11-118 | 87-824 |
| Punt Returns | 1-8 | 2-8 | 2-3 | 3-33 | 0-0 | 0-0 | 4-10 | 4-12 | 4-26 | 2-8 | 3-61 | 3-8 | 1-4 | 3-4 | 2-0 | 33-185 |
| | 1-0 | 0-0 | 0-0 | 0-0 | 0-0 | 1-9 | 0-0 | 3-39 | 0-0 | 1-0 | 0-0 | 0-0 | 0-0 | 2-3 | 2-17 | 9-68 |
| Kickoff Returns | 3-58 | 1-18 | 1-25 | 1-1 | 2-67 | 0-0 | 2-61 | 2-34 | 3-57 | 1-13 | 2-51 | 2-50 | 1-32 | 1-16 | 1-30 | 23-513 |
| | 3-40 | 0-0 | 1-14 | 2-10 | 1-25 | 2-42 | 1-38 | 3-75 | 4-53 | 2-33 | 2-33 | 0-0 | 4-76 | 0-0 | 0-0 | 25-439 |
| Interception Returns | 2-19 | 1-0 | 1-0 | 1-66 | 0-0 | 3-48 | 2-28 | 0-0 | 1-17 | 0-0 | 2-37 | 1-14 | 3-22 | 2-3 | 0-0 | 19-254 |
| | 2-39 | 1-0 | 2-61 | 1-0 | 0-0 | 1-0 | 2-12 | 0-0 | 0-0 | 0-0 | 1-0 | 0-0 | 0-0 | 0-0 | 0-0 | 10-112 |
| Fumble Returns | 0-0 | 0-0 | 0-0 | 0-0 | 0-0 | 0-0 | 1-3 | 1-39 | 0-0 | 1-9 | 0-0 | 0-0 | 0-0 | 0-0 | 0-0 | 3-51 |
| | 0-0 | 0-0 | 0-0 | 0-0 | 0-0 | 0-0 | 0-0 | 0-0 | 0-0 | 0-0 | 0-0 | 0-0 | 0-0 | 0-0 | 1-5 | 1-5 |
| Sacks | 4-22 | 2-18 | 8-56 | 2-11 | 3-20 | 3-15 | 6-39 | 2-20 | 0-0 | 2-16 | 2-17 | 2-13 | 2-11 | 4-29 | 5-26 | 47-313 |
| | 0-0 | 2-22 | 0-0 | 1-11 | 1-9 | 0-0 | 1-4 | 1-5 | 0-0 | 1-5 | 3-26 | 1-8 | 2-16 | 3-25 | 2-11 | 18-142 |

Note: Clemson totals on top, opponent totals on bottom.

2019 SUPERLATIVES

TEAM

| Category | 2019 Clemson Team High | Clemson Team Record | 2019 Opponent Team High | Opponent Team Record |
|--|---|--|---|---|
| Total Offense | 702 vs. Wofford, 11-2 | 756 vs. Wake Forest, 10-31-1981 | 628 by Louisiana State, 1-13 | 771 by Florida State, 11-4-2000 |
| Plays | 91 vs. Florida State, 10-12 | 102 vs. NC State, 11-17-2012 | 85 by Ohio State, 12-28 | 99 by South Carolina, 11-12-1968 99 by Louisville, 10-1-2016 |
| Yards Per Play | 11.0 vs. Wofford, 11-2 | 11.6 vs. Louisville, 11-3-2018 | 7.8 by Louisiana State, 1-13 | 9.3 by Louisiana State, 11-4-2000 |
| Rushing Yards | 419 vs. Wofford, 11-2 | 615 vs. Georgia Tech, 10-17-1903 | 196 by Ohio State, 12-28 | 478 by Tulane, 11-18-1944 |
| Carries | 53 vs. Florida State, 10-12 | 78 vs. Duke, 10-20-1979 | 45 by Georgia Tech, 8-29 45 by Wofford, 11-2 | 82 by North Carolina, 11-15-1969 |
| Yards Per Carry | 11.3 vs. Wofford, 11-2 | 13.3 vs. Louisville, 11-3-2018 | 5.2 by Louisiana State, 1-13 | |
| Rushing Touchdowns | 5 vs. many (3) | 11 vs. Presbyterian College, 9-25-1948 | 1 by many (10) | |
| Passing Yards | 408 vs. Virginia, 12-7 | 580 vs. Pittsburgh, 11-12-2016 | 463 by Louisiana State, 1-13 | 521 by Florida State, 11-4-2000 |
| Completions | 28 vs. South Carolina, 11-30 | 52 vs. Pittsburgh, 11-12-2016 | 31 by Louisiana State, 1-13 | 39 by Texas Tech, 12-23-2002 |
| Passing Attempts | 43 vs. South Carolina, 11-30 | 70 vs. Pittsburgh, 11-12-2016 | 49 by Louisiana State, 1-13 | 59 by Louisiana Tech, 12-31-2001 |
| Completion % ^(10 comp.) | 74.3 vs. Wake Forest, 11-16 | 88.2 vs. The Citadel, 9-16-1978 | 65.2 by Ohio State, 12-28 | 84.6 by NC State, 10-20-1990 |
| Passing Efficiency ^(10 comp.) | 236.1 vs. Virginia, 12-7 | 262.9 vs. Furman, 9-15-2007 | 176.3 by Louisiana State, 1-13 | 232.2 by Florida State, 9-11-1993 |
| Passing Touchdowns | 5 vs. Wake Forest, 11-16 | 6 vs. many (5) | 5 by Louisiana State, 1-13 | 6 by Florida State, 9-11-1993 6 by West Virginia, 1-4-2012 |
| Longest Pass | 87 vs. Syracuse, 9-14 | 97 vs. Virginia, 11-16-1974 | 79 by Wofford, 11-2 | 98 by Florida State, 11-4-2000 |
| First Downs | 36 vs. Boston College, 10-26 | 40 vs. South Carolina, 11-26-2016 | 29 by Louisiana State, 1-13 | 35 by Maryland, 11-17-1984 |
| Total Touchdowns | 8 vs. many (4) | 12 vs. Wake Forest, 10-31-1981 | 6 by Louisiana State, 1-13 | 10 by West Virginia, 1-4-2012 |
| Points | 62 vs. Virginia, 12-7 | 122 vs. Guilford, 10-5-1901 | 42 by Louisiana State, 1-13 | 74 by Alabama, 11-14-1931 |
| Field Goals | 2 vs. Syracuse, 9-14 2 vs. Virginia, 12-7 | 6 vs. Texas A&M, 9-3-2005 6 vs. Boston College, 9-19-2009 | 3 by Ohio State, 12-28 | 6 by Duke, 10-16-1976 |
| Punting Average ^(3 punts) | 47.5 vs. Boston College, 10-26 | 56.7 vs. Wake Forest, 11-1-1986 | 57.7 by Wake Forest, 11-16 | 57.7 by Wake Forest, 11-16-2019 |
| Time of Possession | 39:37 vs. Florida State, 10-12 | 42:58 vs. North Carolina, 11-7-1992 | 34:45 by Louisiana State, 1-13 | 41:52 by North Texas, 9-4-2010 |
| Penalties | 10 vs. NC State, 11-10 | 20 vs. NC State, 10-13-2001 | 11 by many (4) | 21 by Mississippi State, 12-30-1999 |
| Penalty Yards | 72 vs. NC State, 11-10 | 181 vs. NC State, 10-13-2001 | 118 by Louisiana State, 1-13 | 188 by Mississippi State, 12-30-1999 |
| Turnovers | 3 vs. Georgia Tech, 8-29 | 10 vs. Florida, 10-11-1952 | 4 by many (3) | 9 by Georgia, 9-19-1981 |
| Third-Down Conversions | 12 vs. South Carolina, 11-30 | 15 vs. Western Carolina, 9-3-1983 | 10 by Virginia, 12-7 | 15 by Georgia, 9-21-1985 |
| Third-Down Conversion % | 70.6 vs. South Carolina, 11-30 | 100.0 vs. Wake Forest, 10-31-1981 | 55.6 by Virginia, 12-7 | 72.7 by Florida State, 9-11-1993 |
| Field Position | Own 41 vs. Florida State, 10-12 | 49 vs. Florida Atlantic, 9-2-2006 | Own 33 by Syracuse, 9-14 | 50 by Wake Forest, 10-7-2006 |
| Punt Return Yards | 61 vs. Wake Forest, 11-16 | 227 vs. Georgia Tech, 9-26-1987 | 39 by Boston College, 10-26 | 150 by Florida State, 9-20-1997 |
| Kickoff Return Yards | 67 vs. North Carolina, 9-28 | 286 vs. Florida State, 9-25-2004 | 76 by Virginia, 12-7 | 290 by North Carolina, 10-22-2011 |
| Interception Return Yards | 66 vs. Charlotte, 9-14 | 143 vs. Maryland, 10-31-1970 | 61 by Syracuse, 9-14 | 166 by Auburn, 11-21-1953 |
| Interceptions By Defense | 3 vs. Florida State, 10-12 3 vs. Virginia, 12-7 | 6 vs. South Carolina, 11-27-1971 6 vs. NC State, 9-30-1995 | 2 by many (3) | 7 by South Carolina, 10-25-1945 |
| Fumble Return Yards | 39 vs. Boston College, 10-26 | 93 vs. Virginia, 9-19-1998 | 5 by Louisiana State, 1-13 | 103 by West Virginia, 1-4-2012 |
| Sacks | 8 vs. Syracuse, 9-14 | 12 vs. Furman, 9-7-1996 | 3 by Wake Forest, 11-16 3 by Ohio State, 12-28 | 7 by Florida State, 9-20-1997 7 by Virginia, 10-11-1997 |

INDIVIDUAL

| Category | 2019 Clemson Individual Best | Clemson Individual Record | 2019 Opponent Individual Best | Opponent Individual Record |
|--|---|---|--|--|
| Total Offense | 437 by Trevor Lawrence vs. Syracuse, 9-14 | 588 by Deshaun Watson vs. Pittsburgh, 11-12-2016 | 521 by Joe Burrow (Louisiana State) 1-13 | 521 by Joe Burrow (Louisiana State) 1-13-2020 |
| Rushing Yards | 212 by Travis Etienne vs. Wofford, 11-2 | 263 by Raymond Priester vs. Duke, 11-11-1995 | 174 by J.K. Dobbins (Ohio State) 12-28 | 256 by Steve Wadiak (South Carolina), 10-19-1950 |
| Carries | 17 by Travis Etienne vs. Florida State, 10-12 | 36 by many (3) | 26 by Javian Hawkins (Louisville) 10-19 | 45 by James McDougald (Wake Forest), 10-9-1976 |
| Rushing Touchdowns | 3 by Travis Etienne vs. Georgia Tech, 8-29 3 by Travis Etienne vs. Boston College, 10-26 | 5 by Stumpy Banks vs. Furman, 10-13-1917 5 by Maxcey Welch vs. Newberry, 10-17-1930 | 1 by many (10) | 4 by many (4) |
| Longest Carry | 90 by Travis Etienne vs. Georgia Tech, 8-29 | 90 by many (3) | 68 by J.K. Dobbins (Ohio State) 12-28 | 98 by Steve Atkins (Maryland), 11-18-1978 |
| Passing Yards | 395 by Trevor Lawrence vs. Syracuse, 9-14 | 580 by Deshaun Watson vs. Pittsburgh, 11-12-2016 | 463 by Joe Burrow (Louisiana State) 1-13 | 521 by Chris Weinke (Florida State), 11-4-2000 |
| Completions | 26 by Trevor Lawrence vs. South Carolina, 11-30 | 52 by Deshaun Watson vs. Pittsburgh, 11-12-2016 | 31 by Joe Burrow (Louisiana State) 1-13 | 35 by George Godsey (Georgia Tech), 10-28-2000 |
| Passing Attempts | 39 by Trevor Lawrence vs. Syracuse, 9-14 | 70 by Deshaun Watson vs. Pittsburgh, 11-12-2016 | 49 by Joe Burrow (Louisiana State) 1-13 | 57 by Kip Allen (The Citadel), 10-4-1986 57 by George Godsey (Georgia Tech), 10-28-2000 |
| Completion % ^(10 comp.) | 84.2 by Trevor Lawrence vs. Boston College, 10-26 | 95.0 by Cole Stoudt vs. South Carolina State, 9-7-2013 | 65.2 by Justin Fields (Ohio State) 12-28 | 100.0 by Darian Durant (North Carolina), 10-20-2001 |
| Passing Efficiency ^(10 comp.) | 257.9 by Trevor Lawrence vs. Boston College, 10-26 | 261.9 by Tajh Boyd vs. Syracuse, 10-5-2013 | 176.3 by Joe Burrow (Louisiana State) 1-13 | 245.5 by Mike Elkins (Wake Forest), 10-29-1988 |
| Passing Touchdowns | 4 by Trevor Lawrence vs. Wake Forest, 11-16 4 by Trevor Lawrence vs. Virginia, 12-7 | 6 by Deshaun Watson vs. North Carolina, 9-27-2014 | 5 by Joe Burrow (Louisiana State) 1-13 | 6 by Geno Smith (West Virginia), 1-4-2012 |
| Receptions | 9 by Justyn Ross vs. South Carolina, 11-30 by Tee Higgins vs. Virginia, 12-7 | 16 by Sammy Watkins vs. Ohio State, 1-3-2014 | 10 by Hasise Dubois (Virginia) 12-7 | 14 by Kelly Campbell (Georgia Tech), 10-28-2000 |
| Receiving Yards | 182 by Tee Higgins vs. Virginia, 12-7 | 227 by Sammy Watkins vs. Ohio State, 1-3-2014 | 221 by Ja'Marr Chase (Louisiana State) 1-13 | 249 by Peter Warrick (Florida State), 9-20-1997 |
| Receiving Touchdowns | 3 by many (3) | 3 by many (9) | 2 by Ja'Marr Chase (Louisiana State) 1-13 2 by Thaddeus Moss (Louisiana State) 1-13 | 4 by Torry Holt (NC State), 10-31-1998 by Tavon Austin (West Virginia), 1-4-2012 |
| All-Purpose Yards | 235 by Travis Etienne vs. Wofford, 11-2 | 345 by Sammy Watkins vs. Maryland, 10-15-2011 | 221 by J.K. Dobbins (Ohio State) 12-28 221 by Ja'Marr Chase (Louisiana State) 1-13 | 496 by Tobias Palmer (NC State), 11-17-2012 |
| Total Touchdowns | 3 by many (7) | 5 by Stumpy Banks vs. Furman, 10-13-1917 5 by Maxcey Welch vs. Newberry, 10-17-1930 | 2 by Ja'Marr Chase (Louisiana State) 1-13 2 by Thaddeus Moss (Louisiana State) 1-13 | 4 by many (7) |
| Points | 18 by many (7) | 33 by Maxcey Welch vs. Newberry, 10-17-1930 | 12 by Ja'Marr Chase (Louisiana State) 1-13 12 by Thaddeus Moss (Louisiana State) 1-13 | 24 by many (7) |
| Field Goals | 2 by B.T. Potter vs. Syracuse, 9-14 2 by B.T. Potter vs. Virginia, 12-7 | 6 by Jad Dean vs. Texas A&M, 9-3-2005 by Richard Jackson vs. Boston College, 9-19-2009 | 3 by Blake Haubeil (Ohio State) 12-28 | 6 by Vince Fusco (Duke), 10-17-1976 |
| Longest Field Goal | 52 by B.T. Potter vs. Louisiana State, 1-13 | 61 by Spencer Benton vs. Ball State, 9-8-2012 | 49 by Parker White (South Carolina) 11-30 | 60 by Kevin Butler (Georgia), 9-22-1984 |
| Punting Average ^(3 punts) | 46.3 by Will Spiers vs. NC State, 11-10 | 55.3 by Dale Hatcher vs. Kentucky, 10-2-1982 | 57.7 by Dom Maggio (Wake Forest) 11-16 | |
| Punt Return Yards | 57 by Amar'i Rodgers vs. Wake Forest, 11-16 | 167 by Don Kelley vs. Maryland, 10-20, 1970 | 39 by Andrew Strader (Boston College) 10-26 | |
| Kickoff Return Yards | 67 by Joseph Ngata vs. North Carolina, 9-28 | 282 by Justin Miller vs. Florida State, 9-25-2004 | 76 by Seneca Milledge (Virginia) 12-7 | |
| Interception Return Yards | 66 by K'Von Wallace vs. Charlotte, 9-21 | 101 by Willie Underwood vs. South Carolina, 11-22-1980 | 41 by Tre Swilling (Georgia Tech) 8-29 41 by Trill Williams (Syracuse) 9-14 | 128 by Dennis Tabron (Duke), 10-18-1980 |
| Interceptions | 1 by many (19) | 3 by many (5) | 1 by many (10) | 4 by Jim Dooley (Miami (Fla.)), 1-1-1952 |
| Fumble Return Yards | 39 by Logan Rudolph vs. Boston College, 10-26 | 93 by Antwan Edwards vs. Virginia, 9-19-1998 | 5 by Derek Stingley (Louisiana State) 1-13 | |
| Tackles | 13 by K'Von Wallace vs. Louisiana State, 1-13 | 27 by Keith Adams vs. South Carolina, 11-20-1999 | 11 by Jammie Robinson (South Carolina) 11-30 11 by Joey Blount (Virginia) 12-7 | 29 by Ed Stetz (Wake Forest) 10-30-1971 |
| Tackles For Loss | 4 by Jake Venables vs. Wofford, 11-2 | 6 by Keith Adams vs. Duke, 11-6-1999 6 by Andre Branch vs. Virginia Tech, 10-1-2011 | 4 by Janarius Robinson (Florida State) 10-12 | 4.5 by Jadeveon Clowney (South Carolina), 11-24-2012 4.5 by Brian Burns (Florida State) 11-11-2017 |
| Sacks | 2 by many (4) | 4 by Keith Adams vs. Duke, 11-6-1999 4 by Andre Branch vs. Virginia Tech, 10-1-2011 | 1 by many (16) | 4.5 by Jadeveon Clowney (South Carolina), 11-24-2012 |

Note: Numbers in (parentheses) denote minimums; bold denotes a Clemson home game.

2019 INDIVIDUAL GAME-BY-GAME STATS

| RUSHING | #9 ETIENNE (RB) | | | #19 DUKES (RB) | | | #21 RENCHER (RB) | | | #23 DIXON (RB) | | | #27 MELLUSI (RB) | | | #32 MAYERS (RB) | | | #33 LUCAS (RB) | | | #7 BRICE (QB) | | | #11 PHOMMACHANH (QB) | | | | | |
|-----------------|-----------------|-------------|-----------|----------------|------------|----------|------------------|------------|----------|----------------|------------|----------|------------------|------------|----------|-----------------|----------|----------|----------------|----------|----------|---------------|-----------|----------|----------------------|-----------|----------|-----|-----|----|
| Opponent | Car | Yds | TD | Car | Yds | TD | Car | Yds | TD | Car | Yds | TD | Car | Yds | TD | Car | Yds | TD | Car | Yds | TD | Car | Yds | TD | Car | Yds | TD | Car | Yds | TD |
| Georgia Tech | 12 | 205 | 3 | 7 | 29 | 0 | 6 | 21 | 0 | 8 | 64 | 1 | 6 | 36 | 0 | DNP | - | - | 0 | 0 | 0 | 0 | 0 | 0 | 2 | 11 | 0 | 5 | 21 | 0 |
| Texas A&M | 16 | 53 | 0 | DNP | - | - | 1 | 1 | 0 | 11 | 79 | 1 | DNP | - | - | DNP | - | - | DNP | - | - | 0 | 0 | 0 | 0 | 0 | 0 | DNP | - | - |
| Syracuse | 14 | 76 | 0 | 1 | 3 | 0 | 2 | 8 | 0 | 6 | 19 | 0 | 1 | 57 | 1 | DNP | - | - | DNP | - | - | 0 | 0 | 0 | 1 | 16 | 0 | DNP | - | - |
| Charlotte | 11 | 61 | 1 | 4 | 46 | 1 | 2 | 6 | 0 | 8 | 58 | 1 | 6 | 30 | 0 | DNP | - | - | 0 | 0 | 0 | 0 | 0 | 0 | 3 | -2 | 0 | 2 | 19 | 0 |
| North Carolina | 14 | 67 | 1 | DNP | - | - | 0 | 0 | 0 | 4 | 20 | 0 | DNP | - | - | DNP | - | - | DNP | - | - | DNP | - | - | DNP | - | - | DNP | - | - |
| Florida State | 17 | 127 | 0 | 3 | -1 | 0 | 3 | 27 | 0 | 10 | 49 | 0 | 5 | 22 | 0 | DNP | - | - | 0 | 0 | 0 | 0 | 0 | 0 | 2 | 10 | 0 | 5 | 16 | 0 |
| Louisville | 14 | 192 | 1 | 2 | 5 | 0 | 1 | 8 | 1 | 5 | 11 | 0 | 5 | 35 | 1 | DNP | - | - | DNP | - | - | 0 | 0 | 0 | 0 | 0 | 0 | DNP | - | - |
| Boston College | 16 | 109 | 3 | 3 | 19 | 0 | 1 | 3 | 0 | 8 | 78 | 0 | 4 | 17 | 0 | DNP | - | - | 0 | 0 | 0 | 0 | 0 | 0 | 1 | 16 | 0 | DNP | - | - |
| Wofford | 9 | 212 | 2 | 3 | 10 | 0 | 3 | 36 | 1 | 7 | 50 | 1 | 8 | 57 | 0 | 1 | 0 | 0 | 1 | 3 | 0 | 1 | 18 | 0 | DNP | - | - | | | |
| NC State | 14 | 112 | 2 | 3 | 11 | 1 | 1 | 1 | 0 | 9 | 50 | 0 | 2 | 5 | 0 | DNP | - | - | DNP | - | - | 2 | 17 | 0 | DNP | - | - | | | |
| Wake Forest | 16 | 121 | 1 | 3 | 18 | 0 | 3 | 13 | 0 | 6 | 34 | 1 | 2 | 5 | 0 | DNP | - | - | 0 | 0 | 0 | 0 | 0 | 0 | 0 | 0 | 0 | DNP | - | - |
| South Carolina | 15 | 51 | 2 | DNP | - | - | 2 | 8 | 0 | 12 | 60 | 0 | 2 | 5 | 0 | DNP | - | - | DNP | - | - | 0 | 0 | 0 | 0 | 0 | 0 | DNP | - | - |
| Virginia | 14 | 114 | 1 | 3 | 10 | 0 | 1 | 3 | 0 | 8 | 47 | 1 | 3 | 7 | 1 | DNP | - | - | DNP | - | - | 2 | 8 | 1 | DNP | - | - | | | |
| Ohio State | 10 | 36 | 1 | DNP | - | - | 0 | 0 | 0 | 1 | 17 | 0 | DNP | - | - | DNP | - | - | DNP | - | - | 0 | 0 | 0 | DNP | - | - | | | |
| Louisiana State | 15 | 78 | 1 | DNP | - | - | 0 | 0 | 0 | 1 | -1 | 0 | DNP | - | - | DNP | - | - | DNP | - | - | DNP | - | - | DNP | - | - | | | |
| TOTALS | 207 | 1614 | 19 | 32 | 150 | 2 | 26 | 135 | 2 | 104 | 635 | 6 | 44 | 276 | 3 | 1 | 0 | 0 | 1 | 3 | 0 | 14 | 94 | 1 | 12 | 56 | 0 | | | |

| RUSHING (cont.) | #12 BATSON (QB) | | | #15 MCCLURE (QB) | | | #16 LAWRENCE (QB) | | | #3 RODGERS (WR) | | | #5 HIGGINS (WR) | | | #22 W. SWINNEY (WR) | | | #74 SIMPSON (OL) | | | #3 THOMAS (DL) | | | #48 SPIERS (P) | | | | | |
|-----------------|-----------------|-----------|----------|------------------|-----------|----------|-------------------|------------|----------|-----------------|-----------|----------|-----------------|-----------|----------|---------------------|----------|----------|------------------|----------|----------|----------------|----------|----------|----------------|------------|----------|-----|-----|----|
| Opponent | Car | Yds | TD | Car | Yds | TD | Car | Yds | TD | Car | Yds | TD | Car | Yds | TD | Car | Yds | TD | Car | Yds | TD | Car | Yds | TD | Car | Yds | TD | Car | Yds | TD |
| Georgia Tech | 0 | 0 | 0 | DNP | - | - | 3 | 24 | 1 | DNP | - | - | 0 | 0 | 0 | 0 | 0 | 0 | 0 | 0 | 0 | 0 | 0 | 0 | 0 | 0 | 0 | 0 | 0 | 0 |
| Texas A&M | DNP | - | - | DNP | - | - | 4 | -11 | 1 | 0 | 0 | 0 | 0 | 0 | 0 | 0 | 0 | 0 | 0 | 0 | 0 | 0 | 0 | 0 | 0 | 0 | 0 | 0 | 0 | 0 |
| Syracuse | 0 | 0 | 0 | DNP | - | - | 4 | 42 | 1 | 0 | 0 | 0 | 0 | 0 | 0 | 0 | 0 | 0 | 0 | 0 | 0 | 0 | 0 | 0 | 0 | 0 | 0 | 0 | 0 | 0 |
| Charlotte | 1 | 5 | 0 | 2 | 12 | 0 | 0 | 0 | 0 | 0 | 0 | 0 | 0 | 0 | 0 | 0 | 0 | 0 | 0 | 0 | 0 | 0 | 0 | 0 | 0 | 0 | 0 | 0 | 0 | 0 |
| North Carolina | DNP | - | - | DNP | - | - | 11 | 45 | 1 | 0 | 0 | 0 | 0 | 0 | 0 | 0 | 0 | 0 | 0 | 0 | 0 | 0 | 0 | 0 | 0 | 0 | 0 | 0 | 0 | 0 |
| Florida State | 0 | 0 | 0 | DNP | - | - | 6 | 40 | 1 | 1 | 29 | 1 | 0 | 0 | 0 | 0 | 0 | 0 | 0 | 0 | 0 | 0 | 0 | 0 | 1 | 1 | 0 | 0 | 0 | 0 |
| Louisville | 0 | 0 | 0 | DNP | - | - | 10 | 47 | 0 | 0 | 0 | 0 | 0 | 0 | 0 | 0 | 0 | 0 | 0 | 0 | 0 | 0 | 0 | 0 | DNP | - | - | 0 | 0 | 0 |
| Boston College | 2 | 10 | 0 | DNP | - | - | 8 | 42 | 0 | 0 | 0 | 0 | 0 | 0 | 0 | 1 | 8 | 0 | 0 | 0 | 0 | DNP | - | - | DNP | - | - | 0 | 0 | 0 |
| Wofford | 0 | 0 | 0 | 0 | 0 | 0 | 4 | 33 | 1 | 0 | 0 | 0 | 0 | 0 | 0 | 0 | 0 | 0 | DNP | - | - | DNP | - | - | DNP | - | - | 0 | 0 | 0 |
| NC State | DNP | - | - | DNP | - | - | 8 | 59 | 1 | 0 | 0 | 0 | 0 | 0 | 0 | 0 | 0 | 0 | 1 | 1 | 1 | 0 | 0 | 0 | 0 | 0 | 0 | 0 | 0 | 0 |
| Wake Forest | 1 | 5 | 0 | DNP | - | - | 5 | -4 | 0 | 0 | 0 | 0 | 0 | 0 | 0 | 1 | -3 | 0 | 0 | 0 | 0 | 0 | 0 | 0 | 0 | 0 | 0 | 1 | -21 | 0 |
| South Carolina | 0 | 0 | 0 | DNP | - | - | 8 | 66 | 0 | 1 | 21 | 0 | 0 | 0 | 0 | 0 | 0 | 0 | 0 | 0 | 0 | 0 | 0 | 0 | 0 | 0 | 0 | 0 | 0 | 0 |
| Virginia | 0 | 0 | 0 | 0 | 0 | 0 | 6 | 24 | 0 | 0 | 0 | 0 | 0 | 0 | 0 | 0 | 0 | 0 | 0 | 0 | 0 | 0 | 0 | 0 | 0 | 0 | 0 | 0 | 0 | 0 |
| Ohio State | DNP | - | - | DNP | - | - | 16 | 107 | 1 | 0 | 0 | 0 | 0 | 0 | 0 | 0 | 0 | 0 | 0 | 0 | 0 | 0 | 0 | 0 | 0 | 0 | 0 | 0 | 0 | 0 |
| Louisiana State | DNP | - | - | DNP | - | - | 10 | 49 | 1 | 0 | 0 | 0 | 1 | 36 | 1 | 0 | 0 | 0 | 0 | 0 | 0 | 0 | 0 | 0 | 0 | 0 | 0 | 0 | 0 | 0 |
| TOTALS | 4 | 20 | 0 | 2 | 12 | 0 | 103 | 563 | 9 | 2 | 50 | 1 | 1 | 36 | 1 | 2 | 5 | 0 | 1 | 1 | 1 | 1 | 1 | 0 | 1 | -21 | 0 | | | |

| PASSING | #7 BRICE (QB) | | | | | | #11 PHOMMACHANH (QB) | | | | | | #12 BATSON (QB) | | | | | | #16 LAWRENCE (QB) | | | | | | MISC. PASSERS | | | | | |
|-----------------|---------------|-----------|------------|----------|----------|---------------|----------------------|-----------|-----------|----------|----------|-------------|-----------------|----------|----------|----------|--------------|------------|-------------------|-------------|----------|-----------|--------------|--------------------------|---------------|------------------|-----|-----|----|-------|
| Opponent | Cmp | Att | Yds | Int | TD | Eff | Cmp | Att | Yds | Int | TD | Eff | Cmp | Att | Yds | Int | TD | Eff | Cmp | Att | Yds | Int | TD | Eff | Cmp | Att | Yds | Int | TD | Eff |
| Georgia Tech | 5 | 7 | 53 | 0 | 1 | 182.2 | 0 | 0 | 0 | 0 | 0 | - | 0 | 0 | 0 | 0 | 0 | - | 13 | 23 | 168 | 2 | 1 | 114.8 | 0 | 0 | 0 | 0 | 0 | - |
| Texas A&M | 0 | 0 | 0 | 0 | 0 | - | DNP | - | - | - | - | - | DNP | - | - | - | - | - | 24 | 35 | 268 | 1 | 1 | 136.6 | 0 | 0 | 0 | 0 | 0 | - |
| Syracuse | 1 | 3 | -4 | 0 | 0 | 22.1 | DNP | - | - | - | - | - | 0 | 0 | 0 | 0 | 0 | - | 22 | 39 | 395 | 2 | 3 | 156.6 | 0 | 0 | 0 | 0 | 0 | - |
| Charlotte | 5 | 7 | 85 | 0 | 1 | 220.6 | 5 | 9 | 52 | 1 | 0 | 81.9 | 0 | 0 | 0 | 0 | 0 | - | 7 | 9 | 94 | 0 | 2 | 238.8 | 0 | 0 | 0 | 0 | 0 | - |
| North Carolina | DNP | - | - | - | - | - | DNP | - | - | - | - | - | DNP | - | - | - | - | - | 18 | 30 | 206 | 0 | 1 | 128.7 | 0 | 0 | 0 | 0 | 0 | - |
| Florida State | 5 | 9 | 35 | 0 | 0 | 88.2 | 1 | 3 | 4 | 0 | 0 | 44.5 | 0 | 0 | 0 | 0 | 0 | - | 17 | 25 | 170 | 1 | 3 | 156.7 | 1 | 1 ⁽⁹⁾ | 23 | 0 | 0 | 293.2 |
| Louisville | 2 | 3 | 20 | 0 | 0 | 122.7 | DNP | - | - | - | - | - | 0 | 0 | 0 | 0 | 0 | - | 20 | 29 | 233 | 2 | 3 | 156.8 | 0 | 0 | 0 | 0 | 0 | - |
| Boston College | 8 | 16 | 97 | 0 | 1 | 121.6 | DNP | - | - | - | - | - | 1 | 1 | 0 | 0 | 0 | 100.0 | 16 | 19 | 275 | 0 | 3 | 257.9 | 0 | 0 | 0 | 0 | 0 | - |
| Wofford | 7 | 11 | 65 | 0 | 0 | 113.3 | DNP | - | - | - | - | - | 0 | 0 | 0 | 0 | 0 | - | 12 | 16 | 218 | 0 | 3 | 251.3 | 0 | 0 | 0 | 0 | 0 | - |
| NC State | 5 | 9 | 27 | 0 | 0 | 80.8 | DNP | - | - | - | - | - | DNP | - | - | - | - | - | 20 | 27 | 276 | 0 | 3 | 196.6 | 0 | 0 | 0 | 0 | 0 | - |
| Wake Forest | 5 | 8 | 76 | 1 | 1 | 158.6 | DNP | - | - | - | - | - | 0 | 0 | 0 | 0 | 0 | - | 21 | 27 | 272 | 0 | 4 | 211.3 | 0 | 0 | 0 | 0 | 0 | - |
| South Carolina | 2 | 5 | 21 | 0 | 0 | 75.3 | DNP | - | - | - | - | - | 0 | 0 | 0 | 0 | 0 | - | 26 | 36 | 295 | 0 | 3 | 168.6 | 0 | 1 ⁽³⁾ | 0 | 0 | 0 | 0.0 |
| Virginia | 5 | 7 | 106 | 0 | 0 | 198.6 | DNP | - | - | - | - | - | 0 | 0 | 0 | 0 | 0 | - | 16 | 22 | 302 | 0 | 4 | 248.0 | 0 | 0 | 0 | 0 | 0 | - |
| Ohio State | 0 | 0 | 0 | 0 | 0 | - | DNP | - | - | - | - | - | DNP | - | - | - | - | - | 18 | 33 | 259 | 0 | 2 | 140.5 | 0 | 0 | 0 | 0 | 0 | - |
| Louisiana State | DNP | - | - | - | - | - | DNP | - | - | - | - | - | DNP | - | - | - | - | - | 18 | 37 | 234 | 0 | 0 | 101.8 | 0 | 0 | 0 | 0 | 0 | - |
| TOTALS | 50 | 85 | 581 | 1 | 4 | 129.42 | 6 | 12 | 56 | 1 | 0 | 72.5 | 1 | 1 | 0 | 0 | 100.0 | 268 | 407 | 3665 | 8 | 36 | 166.8 | (#3 Rodgers, #9 Etienne) | | | | | | |

| RECEIVING | #2 LADSON (WR) | | | #3 RODGERS (WR) | | | #5 HIGGINS (WR) | | | #8 ROSS (WR) | | | #10 NGATA (WR) | | | #13 BR. SPECTOR (WR) | | | #14 OVERTON (WR) | | | #17 POWELL (WR) | | | #18 CHASE (WR) | | |
|--------------|----------------|-----|----|-----------------|-----|----|-----------------|-----|----|--------------|-----|----|----------------|-----|----|----------------------|-----|----|------------------|-----|----|-----------------|-----|----|----------------|-----|----|
| Opponent | Rec | Yds | TD | Rec | Yds | TD | Rec | Yds | TD | Rec | Yds | TD | Rec | Yds | TD | Rec | Yds | TD | Rec | Yds | TD | Rec | Yds | TD | Rec | Yds | TD |
| Georgia Tech | 1 | 21 | 1 | DNP | - | - | 4 | 98 | 1 | 3 | 13 | 0 | 1 | 12 | 0 | 1 | 3 | 0 | 1 | 3 | 0 | 1 | 13 | 0 | 1 | 1 | 0 |
| Texas A&M | 1 | 0 | 0 | 2 | 6 | 0 | 4 | 70 | 0 | 7 | 94 | 1 | 1 | 25 | 0 | DNP | - | - | 0 | 0 | 0 | 1 | 2 | 0 | 0 | 0 | 0 |
| Syracuse | 1 | 7 | 1 | 4 | 121 | 2 | 7 | 150 | 0 | 5 | 64 | 0 | 0 | 0 | 0 | DNP | - | - | 0 | 0 | 0 | 0 | 0 | 0 | 1 | 11 | 0 |
| Charlotte | 1 | 6 | 0 | 1 | 0 | 0 | 1 | 58 | 1 | DNP | - | - | 3 | 62 | 1 | 1 | 5 | 0 | | | | | | | | | |

2019 INDIVIDUAL GAME-BY-GAME STATS

| RECEIVING (cont.) Opponent | #84 ALLEN (TE) | | | #85 LAY (TE) | | | #87 BANKS (TE) | | | #88 GALLOWAY (TE) | | | #16 LAWRENCE (QB) | | |
|-------------------------------|----------------|-----------|----------|--------------|-----------|----------|----------------|----------|----------|-------------------|-----------|----------|-------------------|----------|----------|
| | Rec | Yds | TD | Rec | Yds | TD | Rec | Yds | TD | Rec | Yds | TD | Rec | Yds | TD |
| Georgia Tech | 0 | 0 | 0 | 1 | 20 | 0 | 0 | 0 | 0 | DNP | - | - | 0 | 0 | 0 |
| Texas A&M | 0 | 0 | 0 | 0 | 0 | 0 | DNP | - | - | DNP | - | - | 0 | 0 | 0 |
| Syracuse | 1 | 10 | 0 | 0 | 0 | 0 | DNP | - | - | DNP | - | - | 0 | 0 | 0 |
| Charlotte | 0 | 0 | 0 | 0 | 0 | 0 | 0 | 0 | 0 | DNP | - | - | 0 | 0 | 0 |
| North Carolina | 0 | 0 | 0 | DNP | - | - | DNP | - | - | DNP | - | - | 0 | 0 | 0 |
| Florida State | 0 | 0 | 0 | DNP | - | - | 0 | 0 | 0 | DNP | - | - | 1 | 0 | 0 |
| Louisville | 1 | 10 | 0 | DNP | - | - | DNP | - | - | DNP | - | - | 0 | 0 | 0 |
| Boston College | 1 | 7 | 0 | DNP | - | - | 1 | 5 | 0 | DNP | - | - | 0 | 0 | 0 |
| Wofford | 0 | 0 | 0 | DNP | - | - | 0 | 0 | 0 | DNP | - | - | 0 | 0 | 0 |
| NC State | 0 | 0 | 0 | DNP | - | - | DNP | - | - | DNP | - | - | 0 | 0 | 0 |
| Wake Forest | 1 | 15 | 0 | DNP | - | - | 0 | 0 | 0 | DNP | - | - | 0 | 0 | 0 |
| South Carolina | 0 | 0 | 0 | DNP | - | - | 0 | 0 | 0 | DNP | - | - | 0 | 0 | 0 |
| Virginia | 1 | 11 | 0 | 0 | 0 | 0 | 0 | 0 | 0 | DNP | - | - | 0 | 0 | 0 |
| Ohio State | 0 | 0 | 0 | DNP | - | - | DNP | - | - | 0 | 0 | 0 | 0 | 0 | 0 |
| Louisiana State | 0 | 0 | 0 | DNP | - | - | DNP | - | - | 2 | 60 | 0 | 0 | 0 | 0 |
| TOTALS | 5 | 53 | 0 | 1 | 20 | 0 | 1 | 5 | 0 | 2 | 60 | 0 | 1 | 0 | 0 |

| KICKING Opponent | #29 POTTER (FG) | | #98 SAWICKI (FG) | | #39 SWANSON (PUNT) | | | | | #48 SPIERS (PUNT) | | | | | #98 SAWICKI (PUNT) | | | | |
|---------------------|-----------------|----------|------------------|----------|--------------------|-----------|-------------|----------|----------|-------------------|-------------|-------------|-----------|-----------|--------------------|------------|-------------|----------|----------|
| | Made | Missed | Made | Missed | No. | Yds | Avg | In20 | 50+ | No. | Yds | Avg | In20 | 50+ | No. | Yds | Avg | In20 | 50+ |
| Georgia Tech | 51 | - | - | - | - | - | - | - | - | 3 | 120 | 40.0 | 2 | 0 | - | - | - | - | - |
| Texas A&M | 29 | 47 | - | - | - | - | - | - | - | 4 | 169 | 42.2 | 0 | 0 | - | - | - | - | - |
| Syracuse | 40,37 | 33 | - | - | - | - | - | - | - | 6 | 243 | 40.5 | 0 | 1 | - | - | - | - | - |
| Charlotte | 22 | - | - | - | 1 | 30 | 30.0 | 0 | 0 | 1 | 64 | 64.0 | 1 | 1 | - | - | - | - | - |
| North Carolina | - | 40 | - | - | - | - | - | - | - | 5 | 229 | 45.8 | 0 | 1 | - | - | - | - | - |
| Florida State | - | 24 | 26 | - | 1 | 28 | 28.0 | 1 | 0 | 3 | 129 | 43.0 | 2 | 1 | - | - | - | - | - |
| Louisville | 51 | - | - | 44 | - | - | - | - | - | 3 | 108 | 36.0 | 0 | 0 | - | - | - | - | - |
| Boston College | 23 | 47 | - | - | - | - | - | - | - | 1 | 58 | 58.0 | 0 | 1 | 3 | 132 | 44.0 | 0 | 0 |
| Wofford | 35 | 35 | - | - | - | - | - | - | - | 2 | 70 | 35.0 | 0 | 0 | - | - | - | - | - |
| NC State | - | - | - | - | - | - | - | - | - | 4 | 185 | 46.3 | 2 | 2 | - | - | - | - | - |
| Wake Forest | 35 | - | - | - | - | - | - | - | - | 2 | 72 | 36.0 | 0 | 0 | 2 | 95 | 47.5 | 1 | 1 |
| South Carolina | 46 | 32 | - | - | - | - | - | - | - | 2 | 94 | 47.0 | 2 | 1 | 1 | 36 | 36.0 | 1 | 0 |
| Virginia | 47, 24 | - | - | - | - | - | - | - | - | 1 | 30 | 30.0 | 1 | 0 | - | - | - | - | - |
| Ohio State | - | 49 | - | - | - | - | - | - | - | 7 | 314 | 44.9 | 5 | 3 | - | - | - | - | - |
| Louisiana State | 52 | - | - | - | - | - | - | - | - | 9 | 355 | 39.4 | 5 | 2 | - | - | - | - | - |
| TOTALS | 13 | 8 | 1 | 1 | 2 | 58 | 29.0 | 1 | 0 | 53 | 2240 | 42.3 | 20 | 13 | 6 | 263 | 43.8 | 2 | 1 |

| RETURNS Opponent | #9 ETIENNE (KR) | | | | #10 NGATA (KR) | | | | MISC. KICK RETURNERS | | | | #1 KENDRICK (PR) | | | | #3 RODGERS (PR) | | | | #22 W. SWINNEY (PR) | | | | MISC. PUNT RETURNERS | | | |
|---------------------|-----------------|------------|-------------|----------|----------------|------------|-------------|----------|---------------------------------------|-----|------|----|------------------|-----------|------------|----------|-----------------|------------|------------|----------|---------------------|----------|------------|----------|----------------------|-----|------|----|
| | KR | Yds | Avg. | TD | KR | Yds | Avg. | TD | KR | Yds | Avg. | TD | PR | Yds | Avg. | TD | PR | Yds | Avg. | TD | PR | Yds | Avg. | TD | PR | Yds | Avg. | TD |
| Georgia Tech | - | - | - | - | 2 | 50 | 25.0 | 0 | 1 ⁽²³⁾ | 8 | 8.0 | 0 | - | - | - | - | 1 | 8 | 8.0 | 0 | - | - | - | - | - | - | - | - |
| Texas A&M | - | - | - | - | 1 | 18 | 18.0 | 0 | - | - | - | - | 2 | 8 | 4.0 | 0 | - | - | - | - | - | - | - | - | - | - | - | - |
| Syracuse | - | - | - | - | 1 | 25 | 25.0 | 0 | - | - | - | - | - | - | - | - | 2 | 3 | 1.5 | 0 | - | - | - | - | - | - | - | - |
| Charlotte | - | - | - | - | - | - | - | - | 1 ⁽³⁴⁾ | 1 | 1.0 | 0 | - | - | - | - | 1 | 20 | 20.0 | 0 | 1 | 0 | 0.0 | 0 | 1 ⁽⁸²⁾ | 13 | 13.0 | 0 |
| North Carolina | - | - | - | - | 2 | 67 | 33.5 | 0 | - | - | - | - | - | - | - | - | - | - | - | - | - | - | - | - | - | - | - | - |
| Florida State | - | - | - | - | - | - | - | - | - | - | - | - | - | - | - | - | - | - | - | - | - | - | - | - | - | - | - | - |
| Louisville | - | - | - | - | 2 | 61 | 30.5 | 0 | - | - | - | - | 2 | -9 | -4.5 | 0 | 2 | 19 | 9.5 | 0 | - | - | - | - | - | - | - | - |
| Boston College | - | - | - | - | 2 | 34 | 17.0 | 0 | - | - | - | - | - | - | - | - | 2 | 18 | 6 | 0 | - | - | - | - | - | - | - | - |
| Wofford | - | - | - | - | 3 | 57 | 19.0 | 0 | - | - | - | - | - | - | - | - | 3 | 23 | 7.7 | 0 | - | - | - | - | - | - | - | - |
| NC State | - | - | - | - | 1 | 13 | 13.0 | 0 | - | - | - | - | - | - | - | - | 2 | 8 | 4 | 0 | - | - | - | - | - | - | - | - |
| Wake Forest | - | - | - | - | - | - | - | - | 2 ⁽¹⁾ | 51 | 25.5 | 0 | 1 | 4 | 4.0 | 0 | 2 | 57 | 28.5 | 0 | - | - | - | - | - | - | - | - |
| South Carolina | 2 | 50 | 25.0 | 0 | - | - | - | - | - | - | - | - | 2 | 8 | 4.0 | 0 | - | - | - | - | 1 | 0 | 0.0 | 0 | - | - | - | - |
| Virginia | 1 | 32 | 32.0 | 0 | - | - | - | - | - | - | - | - | 1 | 4 | 4.0 | 0 | - | - | - | - | - | - | - | - | - | - | - | - |
| Ohio State | 1 | 16 | 16.0 | 0 | - | - | - | - | - | - | - | - | 1 | 1 | 1.0 | 0 | 2 | 3 | 1.5 | 0 | - | - | - | - | - | - | - | - |
| Louisiana State | 1 | 30 | 30.0 | 0 | - | - | - | - | - | - | - | - | - | - | - | - | 2 | 0 | 0 | 0 | - | - | - | - | - | - | - | - |
| TOTALS | 5 | 128 | 25.6 | 0 | 14 | 325 | 23.2 | 0 | (#1 Kendrick, #23 Dixon, #34 Rudolph) | | | | 9 | 16 | 1.8 | 0 | 18 | 151 | 8.4 | 0 | 3 | 8 | 2.7 | 0 | (#8 Ross, #82 Brown) | | | |

| DEFENSE Opponent | #3 THOMAS (DL) | | | | #5 HENRY (DL) | | | | #7 MASCOLL (DL) | | | | #13 DAVIS (DL) | | | | #22 KELLY (DL) | | | | #32 REUBEN (DL) | | | | #33 ORHORHORO (DL) | | | | | | |
|---------------------|----------------|------|-----|------|---------------|------|-----|------|-----------------|------|-----|------|----------------|------|-----|------|----------------|------|-----|------|-----------------|------|-----|------|--------------------|------|-----|------|-----|-----|---|
| | Snaps | Tack | TFL | Sack | Snaps | Tack | TFL | Sack | Snaps | Tack | TFL | Sack | Snaps | Tack | TFL | Sack | Snaps | Tack | TFL | Sack | Snaps | Tack | TFL | Sack | Snaps | Tack | TFL | Sack | | | |
| Georgia Tech | 24 | 4 | 1.5 | 0.5 | 28 | 2 | 1 | 1 | 27 | 1 | 0 | 0 | 27 | 5 | 0.5 | 0.5 | 21 | 2 | 0 | 0 | DNP | - | - | - | DNP | - | - | - | 8 | 0 | 0 |
| Texas A&M | 43 | 2 | 0.5 | 0.5 | 21 | 1 | 0 | 0 | 11 | 1 | 0 | 0 | 44 | 2 | 0 | 0 | DNP | - | - | - | DNP | - | - | - | DNP | - | - | - | DNP | - | |
| Syracuse | 37 | 3 | 1 | 1 | 28 | 1 | 0.5 | 0.5 | 28 | 3 | 0 | 0 | 25 | 5 | 1 | 1 | 9 | 0 | 0 | 0 | DNP | - | - | - | DNP | - | - | - | 8 | 0 | 0 |
| Charlotte | 24 | 2 | 1 | 0 | 20 | 1 | 0.5 | 0 | 21 | 1 | 0.5 | 0 | 23 | 3 | 0 | 0 | 6 | 1 | 0 | 0 | 3 | 0 | 0 | 0 | 3 | 0 | 0 | 6 | 0 | 0 | |
| North Carolina | 45 | 5 | 0.5 | 0 | 22 | 1 | 0 | 0 | 4 | 1 | 0 | 0 | 42 | 2 | 1 | 1 | DNP | - | - | - | DNP | - | - | - | DNP | - | - | - | DNP | - | |
| Florida State | 24 | 1 | 0 | 0 | 22 | 1 | 0 | 0 | 24 | 0 | 0 | 0 | 20 | 2 | 1.5 | 0.5 | 20 | 2 | 0.5 | 0.5 | DNP | - | - | - | DNP | - | - | - | DNP | - | |
| Louisville | DNP | - | - | - | 29 | 2 | 0 | 0 | 27 | 2 | 0 | 0 | 38 | 7 | 0.5 | 0 | 10 | 3 | 0 | 0 | DNP | - | - | - | DNP | - | - | - | DNP | - | |
| Boston College | DNP | - | - | - | 28 | 3 | 0.5 | 0.5 | 25 | 0 | 0 | 0 | 31 | 4 | 1 | 0 | DNP | - | - | - | DNP | - | - | - | DNP | - | - | - | 13 | 1 | 0 |
| Wofford | DNP | - | - | - | 21 | 2 | 1 | 0 | 18 | 2 | 0 | 0 | 22 | 3 | 0 | 0 | 12 | 0 | 0 | 0 | 4 | 1 | 0 | 0 | 4 | 1 | 0 | 18 | 2 | 1 | |
| NC State | 34 | 1 | 0 | 0 | 21 | 3 | 0 | 0 | 19 | 1 | 0.5 | 0 | 33 | 1 | 0 | 0 | 5 | 0 | 0 | 0 | DNP | - | - | - | DNP | - | - | - | 11 | 0 | 0 |
| Wake Forest | 24 | 2 | 2 | 0 | 17 | 1 | 0.5 | 0 | 9 | 2 | 0 | 0 | 26 | 4 | 0 | 0 | 2 | 0 | 0 | 0 | 2 | 2 | 0 | 0 | 2 | 2 | 0 | 9 | 1 | 0.5 | |
| South Carolina | 31 | 0 | 0 | 0 | 17 | 0 | 0 | 0 | 7 | 0 | 0 | 0 | 26 | 1 | 0 | 0 | 1 | 0 | 0 | 0 | DNP | - | - | - | DNP | - | - | - | 5 | 1 | 0 |
| Virginia | 44 | 3 | 0 | 0 | 23 | 2 | 0 | 0 | 18 | 2 | 0 | 0 | 50 | 5 | 1.5 | 1.5 | 1 | 1 | 0 | 0 | DNP | - | - | - | DNP | - | - | - | 5 | 0 | 0 |
| Ohio State | 64 | 6 | 1.5 | 0 | 21 | 0 | 0 | 0 | 3 | 0 | 0 | 0 | 74 | 4 | 1 | 0 | DNP | - | - | - | DNP | - | - | - | DNP | - | - | - | DNP | - | |
| Louisiana State | 40 | 2 | 0 | 0 | 32 | 2 | 0.5 | 0 | 3 | 0 | 0 | | | | | | | | | | | | | | | | | | | | |

2019 INDIVIDUAL GAME-BY-GAME STATS

| DEFENSE (cont.) | #89 WALLISER (DL) | | | | #90 JEFFERIES (DL) | | | | #92 RANDOLPH (DL) | | | | #94 JAC. EDWARDS (DL) | | | | #95 JAM. EDWARDS (DL) | | | | #6 M. JONES (LB) | | | | #10 BA. SPECTOR (LB) | | | | | | | | | | | |
|-----------------|-------------------|----------|----------|----------|--------------------|-----------|----------|------------|-------------------|----------|----------|----------|-----------------------|----------|----------|----------|-----------------------|----------|----------|----------|------------------|-----------|----------|----------|----------------------|-----------|----------|----------|-------|------|-----|------|-----|---|---|---|
| Opponent | Snaps | Tack | TFL | Sack | Snaps | Tack | TFL | Sack | Snaps | Tack | TFL | Sack | Snaps | Tack | TFL | Sack | Snaps | Tack | TFL | Sack | Snaps | Tack | TFL | Sack | Snaps | Tack | TFL | Sack | Snaps | Tack | TFL | Sack | | | | |
| Georgia Tech | DNP | - | - | - | 18 | 0 | 0 | 0 | DNP | - | - | - | DNP | - | - | - | 2 | 0 | 0 | 0 | 11 | 0 | 0 | 0 | 23 | 3 | 1 | 0 | DNP | - | - | - | | | | |
| Texas A&M | DNP | - | - | - | 5 | 1 | 0 | 0 | DNP | - | - | - | DNP | - | - | - | DNP | - | - | - | 0 | 0 | 0 | 0 | 0 | 0 | 0 | 0 | 26 | 1 | 0 | 0 | DNP | - | - | - |
| Syracuse | DNP | - | - | - | 7 | 2 | 0 | 0 | DNP | - | - | - | DNP | - | - | - | 1 | 0 | 0 | 0 | 18 | 4 | 1 | 0 | 29 | 0 | 0 | 0 | DNP | - | - | - | | | | |
| Charlotte | 1 | 0 | 0 | 0 | 15 | 2 | 0 | 0 | DNP | - | - | - | 1 | 0 | 0 | 0 | 2 | 1 | 0 | 0 | 23 | 3 | 0 | 0 | 28 | 4 | 0.5 | 0 | DNP | - | - | - | | | | |
| North Carolina | DNP | - | - | - | 1 | 0 | 0 | 0 | DNP | - | - | - | DNP | - | - | - | DNP | - | - | - | 0 | 0 | 0 | 0 | 12 | 3 | 0 | 0 | DNP | - | - | - | | | | |
| Florida State | 0 | 0 | 0 | 0 | 9 | 0 | 0 | 0 | DNP | - | - | - | 0 | 0 | 0 | 0 | 0 | 0 | 0 | 0 | 23 | 1 | 0 | 0 | 31 | 1 | 0 | 0 | DNP | - | - | - | | | | |
| Louisville | DNP | - | - | - | 6 | 2 | 0 | 0 | DNP | - | - | - | DNP | - | - | - | 2 | 0 | 0 | 0 | 13 | 1 | 0 | 0 | 3 | 0 | 0 | 0 | DNP | - | - | - | | | | |
| Boston College | 2 | 1 | 0 | 0 | 17 | 3 | 0.5 | 0 | 2 | 1 | 0 | 0 | DNP | - | - | - | 2 | 0 | 0 | 0 | 16 | 2 | 2 | 0 | 22 | 6 | 0 | 0 | DNP | - | - | - | | | | |
| Wofford | 1 | 0 | 0 | 0 | 19 | 3 | 0 | 0 | 1 | 0 | 0 | 0 | 1 | 0 | 0 | 0 | 1 | 0 | 0 | 0 | 23 | 2 | 1 | 0 | 32 | 3 | 0.5 | 0 | DNP | - | - | - | | | | |
| NC State | DNP | - | - | - | 11 | 0 | 0 | 0 | DNP | - | - | - | DNP | - | - | - | DNP | - | - | - | 22 | 3 | 0 | 0 | 18 | 2 | 0 | 0 | DNP | - | - | - | | | | |
| Wake Forest | DNP | - | - | - | 8 | 1 | 0.5 | 0.5 | 1 | 0 | 0 | 0 | 1 | 0 | 0 | 0 | 1 | 0 | 0 | 0 | 15 | 2 | 0 | 0 | 13 | 4 | 0 | 0 | DNP | - | - | - | | | | |
| South Carolina | DNP | - | - | - | 1 | 0 | 0 | 0 | DNP | - | - | - | DNP | - | - | - | DNP | - | - | - | 9 | 0 | 0 | 0 | 14 | 2 | 1 | 0 | DNP | - | - | - | | | | |
| Virginia | DNP | - | - | - | 1 | 0 | 0 | 0 | DNP | - | - | - | DNP | - | - | - | 1 | 0 | 0 | 0 | 8 | 1 | 0 | 0 | 13 | 9 | 1 | 0 | DNP | - | - | - | | | | |
| Ohio State | DNP | - | - | - | 0 | 0 | 0 | 0 | DNP | - | - | - | DNP | - | - | - | DNP | - | - | - | 0 | 0 | 0 | 0 | 20 | 7 | 2 | 2 | DNP | - | - | - | | | | |
| Louisiana State | DNP | - | - | - | 0 | 0 | 0 | 0 | DNP | - | - | - | DNP | - | - | - | DNP | - | - | - | 0 | 0 | 0 | 0 | 0 | 0 | 0 | 0 | DNP | - | - | - | | | | |
| TOTALS | 4 | 1 | 0 | 0 | 118 | 14 | 1 | 0.5 | 4 | 1 | 0 | 0 | 3 | 0 | 0 | 0 | 12 | 1 | 0 | 0 | 181 | 19 | 4 | 0 | 284 | 45 | 6 | 2 | | | | | | | | |

| DEFENSE (cont.) | #11 SIMMONS (LB) | | | | #15 VENABLES (LB) | | | | #17 PATTERSON (LB) | | | | #30 MAGUIRE (LB) | | | | #42 BENTLEY (LB) | | | | #43 SMITH (LB) | | | | #46 BOYD (LB) | | | | | | | |
|-----------------|------------------|------------|-----------|----------|-------------------|-----------|------------|------------|--------------------|-----------|----------|----------|------------------|----------|----------|----------|------------------|----------|----------|----------|----------------|-----------|----------|------------|---------------|----------|----------|----------|-------|------|-----|------|
| Opponent | Snaps | Tack | TFL | Sack | Snaps | Tack | TFL | Sack | Snaps | Tack | TFL | Sack | Snaps | Tack | TFL | Sack | Snaps | Tack | TFL | Sack | Snaps | Tack | TFL | Sack | Snaps | Tack | TFL | Sack | Snaps | Tack | TFL | Sack |
| Georgia Tech | 50 | 9 | 0 | 0 | 19 | 4 | 1 | 0.5 | 0 | 0 | 0 | 0 | 3 | 0 | 0 | 0 | 0 | 0 | 0 | 0 | 38 | 7 | 1 | 0 | 0 | 0 | 0 | 0 | 0 | 0 | 0 | 0 |
| Texas A&M | 69 | 5 | 0 | 0 | 12 | 2 | 0 | 0 | 0 | 0 | 0 | 0 | DNP | - | - | - | DNP | - | - | - | 41 | 5 | 0 | 0 | DNP | - | - | - | DNP | - | - | - |
| Syracuse | 68 | 11 | 3.5 | 2 | 8 | 0 | 0 | 0 | 7 | 1 | 0 | 0 | 2 | 1 | 1 | 0 | DNP | - | - | - | 45 | 9 | 1 | 1 | DNP | - | - | - | DNP | - | - | - |
| Charlotte | 37 | 7 | 0 | 0 | 20 | 3 | 2.5 | 0 | 3 | 2 | 0 | 0 | 2 | 1 | 0 | 0 | 1 | 1 | 0 | 0 | 28 | 2 | 0 | 0 | 0 | 0 | 0 | 0 | 0 | 0 | 0 | 0 |
| North Carolina | 65 | 8 | 2.5 | 1 | 5 | 1 | 0 | 0 | 0 | 0 | 0 | 0 | DNP | - | - | - | DNP | - | - | - | 53 | 5 | 0 | 0 | DNP | - | - | - | DNP | - | - | - |
| Florida State | 39 | 8 | 2 | 1 | 5 | 0 | 0 | 0 | 23 | 1 | 1 | 1 | DNP | - | - | - | DNP | - | - | - | 28 | 2 | 0 | 0 | 0 | 1 | 0 | 0 | DNP | - | - | - |
| Louisville | 51 | 8 | 2 | 2 | DNP | - | - | - | 11 | 0 | 0 | 0 | DNP | - | - | - | DNP | - | - | - | 59 | 7 | 1 | 1 | DNP | - | - | - | DNP | - | - | - |
| Boston College | 46 | 6 | 1.5 | 0 | 10 | 4 | 0 | 0 | 7 | 3 | 0 | 0 | DNP | - | - | - | DNP | - | - | - | 38 | 9 | 1 | 1 | 0 | 0 | 0 | 0 | 0 | 0 | 0 | 0 |
| Wofford | 34 | 3 | 0 | 0 | 35 | 8 | 4 | 0 | 4 | 0 | 0 | 0 | DNP | - | - | - | 7 | 4 | 0 | 0 | 18 | 0 | 0 | 0 | 0 | 0 | 0 | 0 | 0 | 0 | 0 | 0 |
| NC State | 41 | 4 | 0 | 0 | 31 | 4 | 0 | 0 | 1 | 1 | 0 | 0 | DNP | - | - | - | DNP | - | - | - | 45 | 7 | 0 | 0 | DNP | - | - | - | DNP | - | - | - |
| Wake Forest | 36 | 5 | 0.5 | 0 | 16 | 3 | 0.5 | 0 | 2 | 0 | 0 | 0 | DNP | - | - | - | 2 | 1 | 0 | 0 | 36 | 2 | 0 | 0 | 0 | 0 | 0 | 0 | 0 | 0 | 0 | 0 |
| South Carolina | 42 | 10 | 2 | 1 | 16 | 3 | 0 | 0 | 4 | 0 | 0 | 0 | DNP | - | - | - | DNP | - | - | - | 39 | 6 | 0 | 0 | DNP | - | - | - | DNP | - | - | - |
| Virginia | 67 | 9 | 0 | 0 | 9 | 2 | 0 | 0 | 2 | 3 | 0 | 0 | 2 | 0 | 0 | 0 | DNP | - | - | - | 49 | 7 | 0.5 | 0.5 | DNP | - | - | - | DNP | - | - | - |
| Ohio State | 89 | 4 | 0 | 0 | 1 | 0 | 0 | 0 | DNP | - | - | - | DNP | - | - | - | DNP | - | - | - | 63 | 12 | 0.5 | 0 | NWT | - | - | - | DNP | - | - | - |
| Louisiana State | 84 | 10 | 2 | 1 | 30 | 4 | 1.5 | 1 | DNP | - | - | - | DNP | - | - | - | DNP | - | - | - | 3 | 0 | 0 | 0 | NWT | - | - | - | DNP | - | - | - |
| TOTALS | 818 | 107 | 16 | 8 | 217 | 38 | 9.5 | 1.5 | 64 | 11 | 1 | 1 | 9 | 2 | 1 | 0 | 10 | 6 | 0 | 0 | 583 | 80 | 5 | 3.5 | 0 | 1 | 0 | 0 | | | | |

| DEFENSE (cont.) | #47 SKALSKI (LB) | | | | #48 HOLDEN (LB) | | | | #1 KENDRICK (DB/WR) | | | | #8 TERRELL (DB) | | | | #9 DAWKINS (DB) | | | | #12 WALLACE (DB) | | | | #14 D. JOHNSON (DB) | | | | | | | |
|-----------------|------------------|------------|------------|------------|-----------------|----------|----------|----------|---------------------|-----------|----------|----------|-----------------|-----------|----------|----------|-----------------|----------|----------|----------|------------------|-----------|-----------|----------|---------------------|-----------|----------|----------|-------|------|-----|-----|
| Opponent | Snaps | Tack | TFL | Sack | Snaps | Tack | TFL | Sack | Snaps | Tack | PBU | INT | Snaps | Tack | PBU | INT | Snaps | Tack | PBU | INT | Snaps | Tack | PBU | INT | Snaps | Tack | PBU | INT | Snaps | Tack | PBU | INT |
| Georgia Tech | 45 | 8 | 0.5 | 0.5 | DNP | - | - | - | 38 | 0 | 0 | 0 | 41 | 1 | 0 | 0 | DNP | - | - | - | 28 | 2 | 0 | 0 | 28 | 2 | 0 | 0 | 33 | 6 | 0 | 1 |
| Texas A&M | 57 | 3 | 0 | 0 | DNP | - | - | - | 55 | 6 | 1 | 0 | 69 | 5 | 1 | 0 | DNP | - | - | - | 69 | 10 | 0 | 0 | 7 | 2 | 0 | 0 | 26 | 3 | 0 | 0 |
| Syracuse | 59 | 7 | 1.5 | 1.5 | DNP | - | - | - | 31 | 1 | 0 | 0 | 57 | 2 | 2 | 0 | DNP | - | - | - | 50 | 5 | 0 | 0 | 29 | 3 | 2 | 1 | 29 | 5 | 0 | 0 |
| Charlotte | 35 | 9 | 0 | 0 | 0 | 0 | 0 | 0 | 28 | 1 | 0 | 0 | 37 | 1 | 0 | 0 | 0 | 0 | 0 | 0 | 29 | 3 | 2 | 1 | 29 | 5 | 0 | 0 | | | | |
| North Carolina | 60 | 7 | 1 | 0 | DNP | - | - | - | 64 | 2 | 0 | 0 | 65 | 4 | 1 | 0 | DNP | - | - | - | 60 | 6 | 0 | 0 | 27 | 2 | 0 | 0 | | | | |
| Florida State | 31 | 5 | 0 | 0 | 0 | 0 | 0 | 0 | 40 | 2 | 1 | 1 | 39 | 3 | 0 | 0 | 0 | 0 | 0 | 0 | 30 | 3 | 0 | 0 | 22 | 4 | 0 | 0 | | | | |
| Louisville | 53 | 10 | 1 | 1 | DNP | - | - | - | 27 | 2 | 0 | 0 | 63 | 2 | 0 | 1 | DNP | - | - | - | 48 | 3 | 1 | 1 | 17 | 3 | 0 | 0 | | | | |
| Boston College | 45 | 6 | 0 | 0 | 2 | 1 | 0 | 0 | 45 | 7 | 0 | 0 | 47 | 0 | 0 | 0 | 0 | 0 | 0 | 0 | 38 | 5 | 1 | 0 | 5 | 1 | 0 | 0 | | | | |
| Wofford | 18 | 6 | 0 | 0 | 0 | 0 | 0 | 0 | 38 | 1 | 0 | 0 | 28 | 0 | 0 | 0 | 2 | 1 | 0 | 0 | 35 | 9 | 0 | 0 | DNP | - | - | - | | | | |
| NC State | 31 | 6 | 2 | 0 | DNP | - | - | - | 23 | 3 | 0 | 0 | 31 | 2 | 0 | 0 | DNP | - | - | - | 25 | 2 | 0 | 0 | 24 | 2 | 0 | 0 | | | | |
| Wake Forest | 33 | 8 | 0 | 0 | 0 | 1 | 0 | 0 | 31 | 1 | 1 | 0 | 31 | 1 | 0 | 1 | 9 | 0 | 0 | 0 | 22 | 2 | 0 | 0 | 21 | 1 | 1 | 0 | | | | |
| South Carolina | 33 | 5 | 0 | 0 | 0 | 0 | 0 | 0 | 48 | 2 | 0 | 1 | 38 | 1 | 0 | 0 | 0 | 0 | 0 | 0 | 37 | 3 | 2 | 0 | 20 | 3 | 0 | 0 | | | | |
| Virginia | 64 | 10 | 0 | 0 | DNP | - | - | - | 60 | 5 | 1 | 0 | 66 | 4 | 0 | 0 | 2 | 0 | 0 | 0 | 55 | 9 | 2 | 0 | 14 | 3 | 0 | 0 | | | | |
| Ohio State | 81 | 9 | 0.5 | 0.5 | DNP | - | - | - | 77 | 9 | 2 | 0 | 89 | 6 | 1 | 0 | DNP | - | - | - | 88 | 6 | 2 | 0 | 4 | 1 | 0 | 0 | | | | |
| Louisiana State | 54 | 6 | 1 | 1 | DNP | - | - | - | 84 | 9 | 0 | 0 | 84 | 7 | 2 | 0 | DNP | - | - | - | 84 | 13 | 0 | 0 | 79 | 8 | 0 | 0 | | | | |
| TOTALS | 699 | 105 | 7.5 | 4.5 | 2 | 2 | 0 | 0 | 689 | 51 | 6 | 2 | 785 | 39 | 7 | 2 | 13 | 1 | 0 | 0 | 698 | 81 | 10 | 2 | 328 | 44 | 1 | 1 | | | | |

| DEFENSE (cont.) | #16 THORNTON (DB) | | | | #18 CHARLESTON (DB) | | | | #19 MUSE (DB) | | | | #20 L. WILLIAMS (DB) | | | | #23 BOOTH (DB) | | | | #24 N. TURNER (DB) | | | | #25 PHILLIPS (DB) | | | | | | | |
|-----------------|-------------------|------|-----|-----|---------------------|------|-----|-----|---------------|------|-----|-----|----------------------|------|-----|-----|----------------|------|-----|-----|--------------------|------|-----|-----|-------------------|------|-----|-----|-------|------|-----|-----|
| Opponent | Snaps | Tack | PBU | INT | Snaps | Tack | PBU | INT | Snaps | Tack | PBU | INT | Snaps | Tack | PBU | INT | Snaps | Tack | PBU | INT | Snaps | Tack | PBU | INT | Snaps | Tack | PBU | INT | Snaps | Tack | PBU | INT |
| Georgia Tech | 0 | 0 | 0 | 0 | 3 | 1 | 0 | 0 | 34 | 7 | 0 | 1 | 6 | 0 | 0 | 0 | 9 | 1 | 0 | 0 | 29 | 9 | 1 | 0 | 3 | 0 | 0 | 0 | | | | |
| Texas A&M | DNP | - | - | - | DNP | - | - | - | 69 | 4 | 1 | 1 | DNP | - | - | - | 0 | 0 | 0 | 0 | 43 | 4 | 2 | 0 | DNP | - | - | - | | | | |
| Syracuse | DNP | - | - | - | 6 | 1 | 0 | 0 | 63 | | | | | | | | | | | | | | | | | | | | | | | |

2019 PARTICIPATION

| # | Player | GAT | TAM | SVR | CHA | UNC | FSU | LOU | BOC | WOF | NCS | WFU | USC | UVA | OSU | LSU | Total | 2019 G-S | Career G-S |
|----|------------------------|-----|-----|-----|-----|-----|-----|-----|-----|-----|-----|-----|-----|-----|-----|-----|-------|----------|------------|
| 84 | Davin Allen, TE | 13 | 5 | 16 | 13 | 3 | 25 | 25 | 28 | 21 | 27 | 21 | *26 | 24 | 3 | 5 | 255 | 15-1 | 15-1 |
| 73 | Tremayne Anchrum, OT | *48 | *72 | *69 | *42 | *66 | *59 | *49 | *38 | *29 | *48 | *49 | *76 | *59 | *68 | *71 | 843 | 15-15 | 55-37 |
| 87 | J.L. Banks, TE | 14 | --- | --- | 13 | --- | 12 | --- | 14 | 14 | --- | 6 | 8 | 3 | --- | --- | 84 | 8-0 | 8-0 |
| 12 | Ben Batson, QB | ST | --- | ST | 2 | --- | ST | ST | 6 | ST | --- | 3 | ST | ST | --- | --- | 11 | 10-0 | 12-0 |
| 29 | Michael Becker, S | --- | --- | --- | ST | --- | --- | --- | --- | ST | --- | --- | ST | --- | --- | --- | 0 | 4-0 | 4-0 |
| 42 | LaVonta Bentley, LB | ST | --- | --- | 1 | --- | --- | --- | --- | 7 | --- | 2 | --- | --- | --- | --- | 10 | 4-0 | 4-0 |
| 50 | Kaleb Boateng, OL | 4 | --- | --- | 8 | --- | --- | --- | 6 | 3 | --- | --- | --- | --- | --- | --- | 21 | 4-0 | 4-0 |
| 65 | Matt Bockhorst, OG | 42 | 32 | 20 | 34 | 10 | 46 | 38 | 38 | *33 | 30 | 22 | 37 | 23 | 3 | 10 | 418 | 15-1 | 28-1 |
| 23 | Andrew Booth Jr., CB | 9 | ST | 9 | --- | ST | 16 | ST | ST | 9 | 1 | 10 | ST | 2 | --- | --- | 65 | 13-0 | 13-0 |
| 46 | John Boyd, LB | ST | --- | --- | ST | --- | --- | --- | --- | ST | --- | --- | --- | --- | --- | --- | 0 | 6-0 | 6-0 |
| 7 | Chase Brice, QB | 19 | 1 | 8 | 24 | --- | 25 | 11 | 29 | 24 | 20 | 16 | 14 | 18 | 1 | --- | 210 | 13-0 | 25-0 |
| 52 | Tyler Brown, LS | --- | --- | ST | ST | --- | --- | --- | --- | --- | --- | --- | --- | --- | --- | --- | 0 | 3-0 | 4-0 |
| 82 | Will Brown, WR | 5 | --- | --- | 5 | --- | 3 | --- | 2 | 4 | --- | --- | --- | --- | --- | --- | 19 | 5-0 | 8-0 |
| 79 | Jackson Carman, OL | *44 | *72 | *69 | *34 | *53 | *56 | *46 | *46 | *27 | *51 | *49 | *67 | *46 | *68 | *71 | 799 | 15-15 | 28-15 |
| 59 | Gage Cervenka, OT | *41 | *46 | *64 | *32 | *61 | *51 | *52 | *48 | *30 | *50 | *47 | *74 | *49 | *68 | *66 | 769 | 15-15 | 46-23 |
| 25 | J.C. Chalk, TE | *33 | *45 | *36 | *23 | *52 | *38 | *28 | *26 | *19 | *38 | *24 | 27 | *26 | *30 | *22 | 467 | 15-14 | 39-14 |
| 18 | Joseph Charleston, S | 3 | --- | 6 | 8 | ST | 20 | 2 | 8 | 10 | 12 | 9 | 7 | 7 | 2 | --- | 94 | 13-0 | 13-0 |
| 18 | T.J. Chase, WR | 17 | 6 | 15 | 23 | ST | 20 | 12 | 24 | 18 | --- | --- | 13 | 21 | 8 | --- | 177 | 12-0 | 41-0 |
| 48 | David Cote, LB | --- | --- | --- | ST | --- | --- | --- | --- | --- | --- | --- | --- | --- | --- | --- | 0 | 3-0 | 3-0 |
| 47 | Peter Cote, S | --- | --- | --- | ST | --- | --- | --- | --- | --- | --- | --- | --- | --- | --- | --- | 0 | 5-0 | 6-0 |
| 60 | Mac Cranford, OL | 4 | --- | --- | 9 | --- | --- | --- | --- | 8 | --- | --- | --- | --- | --- | --- | 21 | 3-0 | 3-0 |
| 13 | Tyler Davis, DT | *27 | *44 | *25 | 23 | *42 | *21 | *38 | *31 | *22 | *33 | *26 | 27 | *50 | *74 | *58 | 541 | 15-13 | 15-13 |
| 9 | Brian Dawkins Jr., CB | --- | --- | --- | ST | --- | --- | --- | --- | 2 | --- | 9 | ST | 2 | --- | --- | 13 | 7-0 | 10-0 |
| 23 | Lyn-J Dixon, RB | 15 | 21 | 18 | 19 | 7 | 24 | 20 | 30 | 19 | 25 | 20 | 27 | 18 | 13 | 5 | 281 | 15-0 | 28-0 |
| 27 | Carson Donnelly, S | ST | --- | --- | ST | --- | --- | --- | --- | ST | --- | --- | --- | --- | --- | --- | 0 | 8-0 | 9-0 |
| 19 | Michel Dukes, RB | 13 | --- | 1 | 11 | --- | 10 | 4 | 7 | 8 | 7 | 4 | --- | 4 | --- | --- | 69 | 10-0 | 10-0 |
| 29 | Hampton Earle, WR | --- | --- | --- | 5 | --- | --- | --- | 2 | 2 | --- | 1 | --- | --- | --- | --- | 10 | 4-0 | 4-0 |
| 94 | Jacob Edwards, DT | --- | --- | --- | 1 | --- | --- | --- | --- | 1 | --- | 1 | --- | --- | --- | --- | 3 | 4-0 | 6-0 |
| 95 | James Edwards, DT | 2 | --- | 1 | 2 | --- | --- | 2 | 2 | 1 | --- | 1 | --- | 1 | --- | --- | 12 | 9-0 | 11-0 |
| 67 | Will Edwards, OT | --- | --- | --- | 1 | --- | --- | --- | --- | 4 | --- | --- | --- | --- | --- | --- | 5 | 2-0 | 2-0 |
| 9 | Travis Etienne, RB | *32 | *45 | *46 | *18 | *54 | *36 | *34 | *27 | *16 | *35 | *38 | *49 | *35 | *51 | *58 | 574 | 15-15 | 43-30 |
| 35 | Justin Foster, DE | *23 | *32 | 27 | 27 | *35 | *24 | *39 | *31 | *31 | *25 | *19 | *30 | *35 | *61 | *53 | 492 | 15-13 | 39-13 |
| 88 | Braden Galloway, TE | --- | --- | --- | --- | --- | --- | --- | --- | --- | --- | --- | --- | --- | 33 | 31 | 64 | 2-0 | 14-0 |
| 31 | Mario Goodrich, CB | 22 | 17 | 28 | 23 | ST | --- | 25 | 15 | --- | 26 | 9 | 15 | 13 | 12 | ST | 205 | 13-0 | 27-0 |
| 87 | Hamp Greene, WR | 5 | --- | --- | 6 | --- | --- | --- | 2 | 2 | --- | --- | --- | --- | --- | --- | 15 | 4-0 | 4-0 |
| 83 | Carter Groomes, WR | 7 | --- | --- | 8 | --- | 3 | --- | 4 | 5 | 1 | 4 | 1 | 8 | --- | --- | 41 | 9-0 | 17-0 |
| 51 | Chase Guynup, OL | --- | --- | --- | --- | --- | --- | --- | --- | 5 | --- | --- | --- | --- | --- | --- | 5 | 1-0 | 1-0 |
| 5 | K.J. Henry, DE | 28 | 21 | 28 | 20 | 22 | 22 | 29 | 28 | 21 | 21 | 17 | 17 | 23 | 21 | 32 | 350 | 15-0 | 19-0 |
| 37 | Jake Herbstreit, CB | --- | --- | --- | 2 | --- | --- | --- | --- | ST | --- | --- | --- | --- | --- | --- | 2 | 4-0 | 4-0 |
| 86 | Tye Herbstreit, WR | 4 | --- | --- | 4 | --- | --- | --- | --- | 1 | --- | --- | --- | --- | --- | --- | 11 | 4-0 | 4-0 |
| 5 | Tea Higgins, WR | *37 | *44 | *39 | *10 | *49 | *28 | *44 | *34 | *26 | *37 | *43 | *48 | *35 | *23 | *51 | 548 | 15-15 | 43-30 |
| 48 | Landon Holden, LB | --- | --- | --- | ST | --- | --- | --- | 2 | ST | --- | --- | --- | --- | --- | --- | 2 | 6-0 | 6-0 |
| 45 | Josh Jackson, WR | 2 | --- | --- | 4 | --- | 3 | --- | 2 | 1 | --- | 2 | --- | --- | --- | --- | 14 | 6-0 | 11-0 |
| 90 | Darnell Jefferies, DT | 18 | 5 | 7 | 15 | 1 | 9 | 6 | 17 | 19 | 11 | 8 | 1 | 1 | ST | ST | 118 | 15-0 | 16-0 |
| 14 | Denzel Johnson, S | 33 | 7 | 26 | 29 | 27 | 22 | 17 | 5 | --- | 24 | 21 | 20 | 14 | 4 | *79 | 328 | 14-1 | 54-1 |
| 52 | Tayouan Johnson, DT | --- | --- | --- | 1 | --- | --- | --- | --- | 5 | --- | 1 | --- | --- | --- | --- | 7 | 3-0 | 3-0 |
| 6 | Mike Jones Jr., LB | 11 | ST | 18 | 23 | ST | 23 | 13 | 16 | 23 | 22 | 15 | 9 | 8 | ST | ST | 181 | 15-0 | 18-0 |
| 26 | Sheridan Jones, CB | 11 | --- | 7 | 15 | ST | 11 | 13 | 9 | 30 | 26 | 9 | 4 | 5 | ST | ST | 140 | 14-0 | 14-0 |
| 22 | Xavier Kelly, DT | 21 | --- | 9 | 6 | --- | 20 | 10 | --- | 12 | 5 | 2 | 1 | 1 | --- | --- | 87 | 10-0 | 28-0 |
| 1 | Derion Kendrick, CB/WR | *38 | *55 | *31 | *28 | *64 | *40 | *27 | *45 | *38 | *23 | *31 | *48 | *60 | *77 | *84 | 689 | 15-15 | 30-15 |
| 2 | Frank Ladson Jr., WR | 12 | 21 | 16 | 21 | 11 | 31 | 16 | 24 | 15 | 25 | 25 | 14 | 13 | 1 | 9 | 254 | 15-0 | 15-0 |
| 16 | Trevor Lawrence, QB | *52 | *71 | *67 | *19 | *61 | *57 | *60 | *49 | *37 | *58 | *53 | *74 | *48 | *66 | *70 | 842 | 15-15 | 30-26 |
| 85 | Jaelyn Lay, TE | 10 | --- | 11 | 12 | --- | --- | --- | --- | --- | --- | --- | --- | 13 | --- | --- | 46 | 4-0 | 4-0 |
| 33 | Ty Lucas, RB | 1 | --- | --- | ST | --- | --- | --- | --- | 1 | --- | --- | --- | --- | --- | --- | 2 | 6-0 | 6-0 |
| 46 | Jack Maddox, LS | --- | --- | --- | ST | --- | --- | --- | --- | --- | --- | --- | --- | --- | --- | --- | 0 | 9-0 | 11-0 |
| 30 | Keith Maguire, LB | 3 | --- | 2 | 2 | --- | --- | --- | --- | --- | --- | --- | --- | --- | --- | --- | 9 | 4-0 | 4-0 |
| 7 | Justin Mascoll, DE | 27 | 11 | 28 | 21 | 4 | 24 | 27 | 25 | 18 | 19 | 9 | 7 | 18 | 3 | 3 | 244 | 15-0 | 16-0 |
| 89 | Max May, WR | 4 | --- | --- | 3 | --- | 2 | --- | 2 | 5 | --- | --- | --- | --- | --- | --- | 16 | 6-0 | 10-0 |
| 32 | Sylvester Mayers, RB | --- | --- | --- | --- | --- | --- | --- | --- | 1 | --- | --- | --- | --- | --- | --- | 1 | 1-0 | 3-0 |
| 26 | Jack McCall, CB | --- | --- | --- | ST | --- | --- | --- | --- | --- | --- | --- | --- | --- | --- | --- | 0 | 3-0 | 3-0 |
| 15 | Patrick McClure, QB | --- | --- | --- | 4 | --- | --- | --- | --- | 5 | --- | --- | --- | 1 | --- | --- | 10 | 3-0 | 4-0 |
| 71 | Jordan McFadden, OT | 41 | --- | 14 | 23 | 12 | 41 | 20 | 42 | 30 | 27 | 22 | 25 | 18 | ST | ST | 315 | 14-0 | 17-0 |
| 63 | Zac McIntosh, OL | --- | --- | --- | 2 | --- | --- | --- | --- | 8 | --- | --- | --- | --- | --- | --- | 10 | 2-0 | 2-0 |
| 45 | Matt McMahan, LB | --- | --- | --- | ST | --- | --- | --- | --- | --- | --- | --- | --- | --- | --- | --- | 0 | 2-0 | 2-0 |
| 27 | Chez Mellusi, RB | 11 | --- | 1 | 12 | --- | 12 | 6 | 6 | 12 | 5 | 6 | 5 | 5 | --- | --- | 81 | 11-0 | 11-0 |
| 19 | Tanner Muse, S | *34 | *69 | *63 | *31 | *27 | *18 | *44 | *37 | *28 | *27 | *25 | *41 | *52 | *89 | *84 | 669 | 15-15 | 59-39 |
| 10 | Joseph Ngata, WR | 31 | 29 | 30 | 12 | 7 | 38 | 15 | 25 | 16 | 20 | 19 | 14 | 13 | 16 | 19 | 304 | 15-0 | 15-0 |
| 33 | Ruke Orhoro, DT | 8 | --- | 8 | 6 | --- | --- | --- | 13 | 18 | 11 | 9 | 5 | 5 | --- | 1 | 84 | 10-0 | 10-0 |
| 14 | Diondre Overton, WR | *33 | *31 | *26 | *29 | 14 | 37 | 26 | 20 | 19 | 33 | *43 | 29 | 26 | 44 | 16 | 426 | 15-5 | 51-5 |
| 17 | Kane Patterson, LB | ST | ST | 7 | 3 | ST | 23 | 11 | 7 | 4 | 1 | 2 | 4 | 2 | --- | --- | 64 | 13-0 | 13-0 |
| 58 | Patrick Phipps, LS | ST | ST | ST | ST | ST | ST | ST | ST | ST | ST | ST | ST | ST | ST | ST | 0 | 15-0 | 44-0 |
| 25 | Jalyn Phillips, DB | 3 | --- | 5 | 3 | ST | 17 | ST | 5 | 4 | 1 | 2 | 3 | 4 | ST | ST | 47 | 14-0 | 14-0 |
| 11 | Taisun Phommachanh, QB | 11 | --- | --- | 18 | --- | 14 | --- | --- | --- | --- | --- | --- | --- | --- | --- | 43 | 3-0 | 3-0 |
| 44 | Nyles Pinckney, DT | *23 | *27 | 25 | *18 | *37 | *24 | *28 | *30 | *24 | *34 | *31 | *25 | *35 | *9 | --- | 370 | 14-13 | 43-13 |
| 76 | Sean Pollard, OL | *47 | *57 | *25 | *27 | *52 | *49 | *39 | *32 | *28 | *48 | *49 | *60 | *41 | *68 | *71 | 727 | 15-15 | 55-38 |
| 29 | B.T. Potter, PK | ST | ST | ST | ST | ST | ST | ST | ST | ST | ST | ST | ST | ST | ST | ST | 0 | 15-15 | 30-15 |
| 17 | Cornell Powell, WR | 22 | 8 | 18 | 14 | 2 | 27 | 12 | 17 | 15 | 19 | 22 | 16 | 15 | 1</ | | | | |

2019 CLEMSON OFFENSIVE DRIVE CHARTS

GEORGIA TECH

| # | Qtr | Clock | Spot | Plays | Yards | TOP | Result |
|----|-----|-------|------|-------|-------|------|--------|
| 1 | 1 | 14:53 | 35 | 3 | 7 | 1:11 | Punt |
| 2 | 1 | 13:42 | *16 | 5 | 16 | 1:50 | TD |
| 3 | 1 | 7:59 | 15 | 4 | 26 | 1:52 | Fum |
| 4 | 1 | 6:07 | 20 | 1 | 80 | 0:28 | TD |
| 5 | 1 | 3:33 | 7 | 10 | 41 | 4:57 | Punt |
| 6 | 2 | 12:49 | *14 | 1 | 14 | 0:04 | TD |
| 7 | 2 | 8:56 | 36 | 2 | 3 | 0:37 | Int |
| 8 | 2 | 6:35 | 6 | 5 | 94 | 2:01 | TD |
| 9 | 2 | 2:12 | 20 | 4 | 20 | 1:12 | Punt |
| 10 | 2 | 0:32 | 32 | 4 | 0 | 0:32 | Int |
| 11 | 3 | 13:11 | 40 | 2 | 60 | 0:29 | TD |
| 12 | 3 | 11:33 | 23 | 8 | 77 | 3:25 | TD |
| 13 | 3 | 6:21 | *21 | 4 | 6 | 1:58 | Downs |
| 14 | 3 | 3:07 | 33 | 7 | 67 | 3:13 | TD |
| 15 | 4 | 10:26 | 25 | 9 | 41 | 4:15 | FG |
| 16 | 4 | 4:48 | 35 | 11 | 42 | 4:48 | Game |

TEXAS A&M

| # | Qtr | Clock | Spot | Plays | Yards | TOP | Result |
|----|-----|-------|------|-------|-------|------|--------|
| 1 | 1 | 14:07 | 27 | 9 | 43 | 3:41 | MFG |
| 2 | 1 | 8:07 | 25 | 3 | -4 | 1:16 | Punt |
| 3 | 2 | 14:13 | 18 | 9 | 82 | 3:21 | TD |
| 4 | 2 | 8:54 | *46 | 10 | 34 | 3:57 | FG |
| 5 | 2 | 3:26 | 11 | 9 | 89 | 2:53 | TD |
| 6 | 3 | 15:00 | 25 | 3 | 1 | 0:43 | Punt |
| 7 | 3 | 12:10 | 24 | 3 | 9 | 2:06 | Punt |
| 8 | 3 | 8:22 | 17 | 7 | 83 | 2:32 | TD |
| 9 | 3 | 2:50 | 11 | 8 | 45 | 3:15 | Punt |
| 10 | 4 | 9:18 | 1 | 8 | 63 | 3:29 | Int |
| 11 | 4 | 0:06 | 25 | 1 | -1 | 0:06 | Game |

SYRACUSE

| # | Qtr | Clock | Spot | Plays | Yards | TOP | Result |
|----|-----|-------|------|-------|-------|------|--------|
| 1 | 1 | 15:00 | 25 | 3 | 7 | 1:11 | Punt |
| 2 | 1 | 13:13 | 21 | 7 | 79 | 2:44 | TD |
| 3 | 1 | 8:47 | 23 | 8 | 77 | 3:13 | TD |
| 4 | 1 | 2:52 | 3 | 6 | 21 | 2:16 | Punt |
| 5 | 2 | 12:19 | 25 | 3 | 17 | 0:56 | Punt |
| 6 | 2 | 9:25 | 30 | 3 | 9 | 1:58 | Punt |
| 7 | 2 | 6:20 | 21 | 6 | 56 | 1:49 | FG |
| 8 | 2 | 2:00 | 25 | 3 | 7 | 0:23 | Punt |
| 9 | 3 | 12:08 | 6 | 3 | 16 | 1:03 | Int |
| 10 | 3 | 11:04 | 4 | 3 | 96 | 1:22 | TD |
| 11 | 3 | 8:08 | 19 | 3 | 19 | 0:51 | Int |
| 12 | 3 | 5:39 | 2 | 6 | 78 | 3:15 | FG |
| 13 | 3 | 1:00 | *25 | 5 | 10 | 1:16 | MFG |
| 14 | 4 | 13:03 | 30 | 7 | 70 | 2:52 | TD |
| 15 | 4 | 8:38 | 27 | 6 | 20 | 2:44 | Punt |
| 16 | 4 | 1:30 | 40 | 2 | 60 | 0:42 | TD |

CHARLOTTE

| # | Qtr | Clock | Spot | Plays | Yards | TOP | Result |
|----|-----|-------|------|-------|-------|------|--------|
| 1 | 1 | 14:07 | 40 | 2 | 60 | 0:32 | TD |
| 2 | 1 | 8:16 | 36 | 9 | 59 | 3:13 | FG |
| 3 | 1 | 2:34 | 40 | 8 | 60 | 2:38 | TD |
| 4 | 2 | 12:18 | *48 | 9 | 48 | 3:47 | TD |
| 5 | 2 | 4:27 | 31 | 7 | 69 | 3:03 | TD |
| 6 | 3 | 14:57 | 29 | 3 | 6 | 1:19 | Punt |
| 7 | 3 | 11:10 | *45 | 3 | 45 | 1:19 | TD |
| 8 | 3 | 4:53 | 35 | 7 | 34 | 2:57 | Int |
| 9 | 4 | 14:10 | 20 | 5 | 23 | 1:49 | Punt |
| 10 | 4 | 7:34 | 35 | 4 | 65 | 1:22 | TD |
| 11 | 4 | 3:31 | 40 | 8 | 42 | 3:31 | Game |

NORTH CAROLINA

| # | Qtr | Clock | Spot | Plays | Yards | TOP | Result |
|----|-----|-------|------|-------|-------|------|--------|
| 1 | 1 | 13:10 | 38 | 8 | 40 | 3:54 | MFG |
| 2 | 1 | 8:03 | 33 | 3 | 2 | 0:49 | Punt |
| 3 | 1 | 1:59 | 11 | 10 | 89 | 4:16 | TD |
| 4 | 2 | 11:09 | 28 | 2 | 14 | 0:36 | Fum |
| 5 | 2 | 7:55 | 25 | 3 | -12 | 1:39 | Punt |
| 6 | 2 | 5:01 | 22 | 10 | 78 | 4:28 | TD |
| 7 | 3 | 14:52 | 36 | 8 | 29 | 4:03 | Downs |
| 8 | 3 | 9:16 | 20 | 4 | 9 | 2:23 | Punt |
| 9 | 3 | 4:56 | 10 | 3 | 5 | 1:01 | Punt |
| 10 | 3 | 1:12 | 30 | 3 | -1 | 0:52 | Punt |
| 11 | 4 | 12:34 | 45 | 6 | 55 | 2:40 | TD |
| 12 | 4 | 1:16 | *43 | 2 | -7 | 1:16 | Game |

FLORIDA STATE

| # | Qtr | Clock | Spot | Plays | Yards | TOP | Result |
|----|-----|-------|------|-------|-------|------|--------|
| 1 | 1 | 15:00 | 25 | 6 | 75 | 2:51 | TD |
| 2 | 1 | 10:17 | 16 | 4 | 25 | 1:07 | Punt |
| 3 | 1 | 8:30 | 34 | 9 | 66 | 3:49 | TD |
| 4 | 1 | 3:13 | 43 | 11 | 57 | 5:00 | TD |
| 5 | 2 | 11:42 | 22 | 6 | 78 | 2:44 | TD |
| 6 | 2 | 8:01 | 40 | 3 | 8 | 1:08 | Int |
| 7 | 2 | 5:18 | 45 | 10 | 54 | 4:06 | Downs |
| 8 | 2 | 0:40 | *15 | 4 | 8 | 0:19 | MFG |
| 9 | 3 | 14:02 | 33 | 5 | 67 | 2:13 | TD |
| 10 | 3 | 9:24 | *42 | 1 | -1 | 0:07 | Fum |
| 11 | 3 | 8:27 | 15 | 11 | 60 | 5:48 | Downs |
| 12 | 3 | 2:02 | 25 | 5 | 24 | 2:14 | Punt |
| 13 | 4 | 12:45 | 43 | 6 | -4 | 2:58 | Punt |
| 14 | 4 | 8:29 | 50 | 8 | 41 | 3:31 | FG |
| 15 | 4 | 2:40 | 50 | 3 | 9 | 1:15 | Punt |
| 16 | 4 | 0:26 | *21 | 1 | 14 | 0:26 | Game |

LOUISVILLE

| # | Qtr | Clock | Spot | Plays | Yards | TOP | Result |
|----|-----|-------|------|-------|-------|------|--------|
| 1 | 1 | 11:35 | 20 | 5 | 46 | 2:08 | FG |
| 2 | 1 | 7:44 | 20 | 9 | 59 | 4:04 | Int |
| 3 | 1 | 0:51 | *40 | 2 | 1 | 0:51 | Int |
| 4 | 2 | 13:45 | 19 | 6 | 81 | 3:04 | TD |
| 5 | 2 | 4:57 | 25 | 4 | 5 | 2:32 | Punt |
| 6 | 2 | 1:05 | 23 | 5 | 77 | 1:00 | TD |
| 7 | 3 | 14:54 | 40 | 3 | 5 | 1:23 | Punt |
| 8 | 3 | 11:38 | *45 | 6 | 18 | 2:24 | MFG |
| 9 | 3 | 8:11 | 7 | 8 | 38 | 3:43 | Punt |
| 10 | 3 | 2:09 | 42 | 2 | 58 | 0:34 | TD |
| 11 | 4 | 14:53 | 37 | 7 | 63 | 2:10 | TD |
| 12 | 4 | 12:11 | *25 | 5 | 25 | 1:57 | TD |
| 13 | 4 | 5:05 | 25 | 10 | 75 | 4:05 | TD |

BOSTON COLLEGE

| # | Qtr | Clock | Spot | Plays | Yards | TOP | Result |
|----|-----|-------|------|-------|-------|------|--------|
| 1 | 1 | 14:27 | 30 | 8 | 65 | 3:34 | FG |
| 2 | 1 | 9:04 | 25 | 5 | 75 | 2:07 | TD |
| 3 | 1 | 5:47 | 25 | 3 | 75 | 1:04 | TD |
| 4 | 2 | 13:54 | 26 | 8 | 74 | 3:25 | TD |
| 5 | 2 | 8:46 | 34 | 7 | 66 | 2:39 | TD |
| 6 | 2 | 3:30 | 16 | 11 | 84 | 2:52 | TD |
| 7 | 3 | 14:54 | 16 | 3 | 0 | 2:03 | Punt |
| 8 | 3 | 9:36 | 20 | 2 | 80 | 0:36 | TD |
| 9 | 3 | 8:09 | 17 | 11 | 53 | 3:43 | MFG |
| 10 | 3 | 3:01 | 4 | 11 | 96 | 4:24 | TD |
| 11 | 4 | 12:11 | 13 | 3 | 6 | 1:30 | Punt |
| 12 | 4 | 8:03 | 20 | 4 | 20 | 1:56 | Punt |
| 13 | 4 | 4:32 | 15 | 6 | 19 | 3:42 | Punt |

WOFFORD

| # | Qtr | Clock | Spot | Plays | Yards | TOP | Result |
|----|-----|-------|------|-------|-------|------|--------|
| 1 | 1 | 14:53 | 25 | 5 | 75 | 1:53 | TD |
| 2 | 1 | 11:21 | 29 | 5 | 71 | 2:03 | TD |
| 3 | 1 | 6:29 | 19 | 2 | 81 | 0:36 | TD |
| 4 | 1 | 3:03 | 19 | 5 | 13 | 1:26 | Punt |
| 5 | 1 | 0:07 | 12 | 2 | 88 | 0:19 | TD |
| 6 | 2 | 10:32 | 17 | 6 | 83 | 2:30 | TD |
| 7 | 2 | 6:27 | *12 | 4 | 12 | 1:40 | TD |
| 8 | 2 | 0:31 | 39 | 2 | 25 | 0:31 | Half |
| 9 | 3 | 12:54 | 16 | 6 | 84 | 2:06 | TD |
| 10 | 3 | 6:30 | 23 | 8 | 77 | 3:20 | TD |
| 11 | 3 | 2:02 | 24 | 5 | 20 | 3:24 | Punt |
| 12 | 4 | 11:37 | 34 | 7 | 48 | 2:17 | MFG |
| 13 | 4 | 6:15 | *19 | 4 | 1 | 1:08 | FG |
| 14 | 4 | 2:00 | 27 | 5 | 19 | 2:00 | Game |

NC STATE

| # | Qtr | Clock | Spot | Plays | Yards | TOP | Result |
|----|-----|-------|------|-------|-------|------|--------|
| 1 | 1 | 14:56 | 16 | 9 | 84 | 4:00 | TD |
| 2 | 1 | 9:10 | 8 | 10 | 92 | 4:10 | TD |
| 3 | 1 | 4:07 | *3 | 2 | 3 | 0:36 | TD |
| 4 | 1 | 2:25 | *21 | 2 | 21 | 0:54 | TD |
| 5 | 2 | 13:30 | 13 | 9 | 39 | 4:24 | Punt |
| 6 | 2 | 7:27 | 26 | 7 | 74 | 2:57 | TD |
| 7 | 2 | 3:07 | 30 | 6 | 70 | 2:22 | TD |
| 8 | 2 | 0:11 | 25 | 1 | 15 | 0:11 | Half |
| 9 | 3 | 13:04 | 25 | 11 | 75 | 6:43 | TD |
| 10 | 3 | 5:31 | 20 | 5 | 6 | 2:00 | Punt |
| 11 | 4 | 13:43 | 25 | 3 | -1 | 1:59 | Punt |
| 12 | 4 | 5:36 | 9 | 5 | 18 | 2:47 | Punt |
| 13 | 4 | 2:49 | *23 | 7 | 23 | 2:38 | Game |

WAKE FOREST

| # | Qtr | Clock | Spot | Plays | Yards | TOP | Result |
|----|-----|-------|------|-------|-------|------|--------|
| 1 | 1 | 12:32 | *28 | 3 | 28 | 0:52 | TD |
| 2 | 1 | 11:34 | *41 | 4 | 41 | 1:39 | TD |
| 3 | 1 | 8:02 | 19 | 9 | 9 | 4:00 | Downs |
| 4 | 1 | 1:22 | 27 | 3 | 5 | 2:25 | Punt |
| 5 | 2 | 12:34 | 22 | 10 | 60 | 3:49 | FG |
| 6 | 2 | 4:59 | 20 | 4 | 20 | 1:44 | Punt |
| 7 | 2 | 2:19 | 25 | 6 | 75 | 1:37 | TD |
| 8 | 2 | 0:20 | *30 | 1 | 30 | 0:07 | TD |
| 9 | 3 | 14:54 | 40 | 9 | 60 | 4:14 | TD |
| 10 | 3 | 9:31 | 14 | 6 | 86 | 2:26 | TD |
| 11 | 3 | 5:26 | 17 | 5 | 22 | 2:28 | Int |
| 12 | 4 | 14:57 | 29 | 8 | 71 | 3:08 | TD |
| 13 | 4 | 9:46 | 33 | 3 | -4 | 1:52 | Punt |
| 14 | 4 | 3:12 | 10 | 3 | 8 | 3:01 | Punt |

SOUTH CAROLINA

| # | Qtr | Clock | Spot | Plays | Yards | TOP | Result |
|----|-----|-------|------|-------|-------|------|--------|
| 1 | 1 | 14:53 | 36 | 14 | 63 | 5:54 | Downs |
| 2 | 1 | 7:51 | *23 | 3 | 23 | 0:53 | TD |
| 3 | 1 | 5:37 | 25 | 4 | 75 | 1:51 | TD |
| 4 | 1 | 1:56 | 27 | 6 | 28 | 2:18 | Punt |
| 5 | 2 | 7:22 | 10 | 9 | 90 | 4:18 | TD |
| 6 | 2 | 1:17 | 34 | 7 | 37 | 1:17 | FG |
| 7 | 3 | 14:08 | 31 | 9 | 69 | 4:09 | TD |
| 8 | 3 | 8:26 | 25 | 5 | 14 | 2:30 | Punt |
| 9 | 3 | 2:32 | 16 | 13 | 84 | 5:36 | TD |
| 10 | 4 | 10:26 | *33 | 7 | 18 | 2:57 | MFG |
| 11 | 4 | 5:20 | 25 | 8 | 29 | 3:16 | Punt |

VIRGINIA

| # | Qtr | Clock | Spot | Plays | Yards | TOP | Result |
|---|-----|-------|------|-------|-------|------|--------|
| 1 | 1 | 12:45 | 20 | 5 | 80 | 1:34 | TD |
| 2 | 1 | 6:22 | 25 | 4 | 75 | 1:36 | TD |
| 3 | 1 | 1:06 | 17 | 8 | 53 | 2:43 | FG |
| 4 | 2 | 10:34 | 32 | 4 | 68 | 1:24 | TD |
| 5 | 2 | 6:18 | 17 | 12 | 83 | 5:29 | TD |
| 6 | 2 | 0:16 | 19 | 1 | -4 | 0:16 | Half |

2019 CLEMSON DEFENSIVE DRIVE CHARTS

GEORGIA TECH

| # | Qtr | Clock | Spot | Plays | Yards | TOP | Result |
|-----------|----------|--------------|-----------|----------|-----------|-------------|-----------|
| 1 | 1 | 11:52 | 25 | 8 | 17 | 3:53 | Punt |
| 2 | 1 | 6:32 | *41 | 3 | 5 | 0:25 | Punt |
| 3 | 1 | 5:33 | 14 | 4 | 41 | 2:00 | Punt |
| 4 | 2 | 13:36 | 9 | 3 | 5 | 0:47 | Fum |
| 5 | 2 | 12:45 | 25 | 8 | 39 | 3:49 | Downs |
| 6 | 2 | 8:19 | *2 | 4 | 1 | 1:44 | Int |
| 7 | 2 | 4:34 | 25 | 5 | 4 | 2:22 | Punt |
| 8 | 2 | 1:00 | 25 | 3 | 1 | 0:28 | Punt |
| 9 | 3 | 15:00 | 25 | 3 | -11 | 1:49 | Punt |
| 10 | 3 | 12:42 | 25 | 3 | 75 | 1:02 | TD |
| 11 | 3 | 8:02 | 16 | 4 | 11 | 1:41 | Int |
| 12 | 3 | 4:23 | 15 | 3 | 4 | 1:16 | Punt |
| 13 | 4 | 14:50 | 10 | 9 | 90 | 4:17 | TD |
| 14 | 4 | 6:11 | 25 | 3 | 7 | 1:23 | Punt |

TEXAS A&M

| # | Qtr | Clock | Spot | Plays | Yards | TOP | Result |
|-----------|----------|-------------|-----------|-----------|-----------|-------------|-----------|
| 1 | 1 | 15:00 | 25 | 3 | 0 | 0:53 | Punt |
| 2 | 1 | 10:26 | 30 | 5 | 16 | 2:19 | Punt |
| 3 | 1 | 6:51 | 37 | 16 | 48 | 7:33 | FG |
| 4 | 2 | 10:52 | 25 | 4 | 21 | 1:58 | Fum |
| 5 | 2 | 4:57 | 25 | 3 | -7 | 1:31 | Punt |
| 6 | 2 | 0:33 | 25 | 1 | -1 | 0:33 | Half |
| 7 | 3 | 14:17 | 31 | 3 | -2 | 2:07 | Punt |
| 8 | 3 | 10:04 | 27 | 4 | 17 | 1:42 | Punt |
| 9 | 3 | 5:50 | 25 | 5 | 27 | 3:00 | Punt |
| 10 | 4 | 14:35 | 20 | 10 | 69 | 5:17 | Int |
| 11 | 4 | 5:49 | 9 | 16 | 91 | 5:43 | TD |

SYRACUSE

| # | Qtr | Clock | Spot | Plays | Yards | TOP | Result |
|----------|----------|-------------|-----------|-----------|-----------|-------------|-----------|
| 1 | 1 | 13:49 | 25 | 3 | 5 | 0:36 | Punt |
| 2 | 1 | 10:29 | 25 | 3 | 6 | 1:42 | Punt |
| 3 | 1 | 5:34 | 40 | 6 | 18 | 2:42 | Punt |
| 4 | 1 | 0:36 | 41 | 10 | 48 | 3:12 | FG |
| 5 | 2 | 11:23 | 26 | 3 | -9 | 1:58 | Punt |
| 6 | 2 | 7:27 | 24 | 3 | 4 | 1:07 | Punt |
| 7 | 2 | 4:31 | 25 | 7 | 70 | 2:31 | FG |
| 8 | 2 | 1:37 | 25 | 3 | -1 | 1:37 | Half |
| 9 | 3 | 15:00 | 25 | 6 | 7 | 2:52 | Punt |
| 10 | 3 | 11:05 | *9 | 1 | 0 | 0:01 | Int |
| 11 | 3 | 9:42 | 25 | 3 | 4 | 1:34 | Punt |
| 12 | 3 | 7:17 | *3 | 4 | 1 | 1:38 | Downs |
| 13 | 3 | 2:24 | 25 | 4 | 0 | 1:24 | Downs |
| 14 | 4 | 14:44 | 20 | 3 | 2 | 1:41 | Punt |
| 15 | 4 | 10:07 | 15 | 3 | 7 | 1:29 | Punt |
| 16 | 4 | 5:54 | 20 | 9 | 40 | 4:24 | Downs |
| 17 | 4 | 0:48 | 25 | 2 | 0 | 0:48 | Game |

CHARLOTTE

| # | Qtr | Clock | Spot | Plays | Yards | TOP | Result |
|-----------|----------|-------------|------------|----------|-----------|-------------|-----------|
| 1 | 1 | 14:56 | 16 | 3 | 6 | 0:49 | Punt |
| 2 | 1 | 13:35 | 25 | 7 | 30 | 3:11 | Int |
| 3 | 1 | 10:24 | 25 | 3 | 3 | 2:08 | Punt |
| 4 | 1 | 5:03 | 25 | 3 | 2 | 2:29 | Punt |
| 5 | 2 | 14:56 | 25 | 5 | 23 | 2:38 | Downs |
| 6 | 2 | 8:31 | 25 | 9 | 68 | 4:04 | FG |
| 7 | 2 | 1:23 | 2 | 2 | 5 | 1:23 | Half |
| 8 | 3 | 13:38 | 1 | 4 | 8 | 2:28 | Punt |
| 9 | 3 | 9:51 | 25 | 6 | 15 | 4:08 | Punt |
| 10 | 3 | 5:43 | *12 | 3 | 12 | 0:50 | TD |
| 11 | 3 | 1:56 | 28 | 5 | 12 | 2:46 | Punt |
| 12 | 4 | 12:21 | 27 | 6 | 13 | 4:47 | Punt |
| 13 | 4 | 6:12 | 25 | 3 | 0 | 2:41 | Punt |

NORTH CAROLINA

| # | Qtr | Clock | Spot | Plays | Yards | TOP | Result |
|-----------|----------|--------------|------------|-----------|-----------|-------------|-----------|
| 1 | 1 | 15:00 | 25 | 4 | 75 | 1:45 | TD |
| 2 | 1 | 9:16 | 23 | 3 | 1 | 1:13 | Punt |
| 3 | 1 | 7:14 | 24 | 10 | 30 | 5:15 | Punt |
| 4 | 2 | 12:43 | 25 | 3 | 1 | 1:34 | Punt |
| 5 | 2 | 10:33 | *42 | 4 | 42 | 2:38 | TD |
| 6 | 2 | 6:16 | 40 | 3 | -4 | 1:15 | Punt |
| 7 | 2 | 0:33 | 25 | 1 | 5 | 0:33 | Half |
| 8 | 3 | 10:49 | 35 | 3 | 2 | 1:33 | Punt |
| 9 | 3 | 6:53 | 27 | 5 | 15 | 1:57 | Punt |
| 10 | 3 | 3:55 | 31 | 4 | 2 | 2:43 | Punt |
| 11 | 3 | 0:20 | 29 | 7 | 26 | 2:46 | Downs |
| 12 | 4 | 9:49 | 25 | 16 | 75 | 8:32 | TD |

FLORIDA STATE

| # | Qtr | Clock | Spot | Plays | Yards | TOP | Result |
|-----------|----------|-------------|-----------|----------|-----------|-------------|-----------|
| 1 | 1 | 12:09 | 25 | 6 | 24 | 1:52 | Punt |
| 2 | 1 | 9:10 | 30 | 3 | 2 | 0:40 | Punt |
| 3 | 1 | 4:41 | 25 | 4 | 19 | 1:28 | Int |
| 4 | 2 | 13:13 | 25 | 3 | 9 | 1:31 | Punt |
| 5 | 2 | 8:58 | 25 | 3 | -5 | 0:57 | Punt |
| 6 | 2 | 6:53 | 36 | 3 | -15 | 1:35 | Punt |
| 7 | 2 | 1:12 | 1 | 3 | 11 | 0:32 | Int |
| 8 | 2 | 0:21 | 20 | 2 | 18 | 0:21 | Half |
| 9 | 3 | 15:00 | 25 | 3 | 9 | 0:58 | Punt |
| 10 | 3 | 11:49 | 25 | 5 | 13 | 2:10 | Int |
| 11 | 3 | 9:32 | 27 | 1 | 15 | 0:08 | Fum |
| 12 | 3 | 9:17 | 43 | 3 | 2 | 0:50 | Punt |
| 13 | 3 | 2:39 | 25 | 3 | 75 | 0:37 | TD |
| 14 | 4 | 14:48 | 3 | 3 | 8 | 2:03 | Punt |
| 15 | 4 | 9:47 | 9 | 3 | 5 | 1:18 | Punt |
| 16 | 4 | 4:52 | 25 | 6 | 75 | 2:11 | TD |
| 17 | 4 | 1:25 | 13 | 4 | 8 | 0:59 | Downs |

LOUISVILLE

| # | Qtr | Clock | Spot | Plays | Yards | TOP | Result |
|-----------|----------|--------------|-----------|-----------|-----------|-------------|-----------|
| 1 | 1 | 15:00 | 25 | 7 | 34 | 3:25 | Int |
| 2 | 1 | 9:27 | 25 | 5 | 19 | 1:43 | Punt |
| 3 | 1 | 3:40 | 12 | 5 | 31 | 2:49 | Fum |
| 4 | 2 | 15:00 | 20 | 3 | 2 | 1:15 | Punt |
| 5 | 2 | 10:33 | 38 | 11 | 52 | 5:36 | FG |
| 6 | 2 | 2:25 | 28 | 4 | 9 | 1:20 | Punt |
| 7 | 2 | 0:05 | 25 | 1 | 5 | 0:05 | Half |
| 8 | 3 | 13:31 | 23 | 6 | 22 | 1:53 | Downs |
| 9 | 3 | 9:14 | 27 | 3 | 1 | 1:03 | Punt |
| 10 | 3 | 4:28 | 21 | 3 | -4 | 2:19 | Punt |
| 11 | 3 | 1:35 | 25 | 4 | 1 | 1:42 | Punt |
| 12 | 4 | 12:43 | 25 | 3 | 0 | 0:32 | Int |
| 13 | 4 | 10:14 | 25 | 9 | 75 | 5:04 | TD |
| 14 | 4 | 1:00 | 25 | 2 | 6 | 1:00 | Game |

BOSTON COLLEGE

| # | Qtr | Clock | Spot | Plays | Yards | TOP | Result |
|----------|----------|-------------|-----------|-----------|-----------|-------------|-----------|
| 1 | 1 | 15:00 | 25 | 3 | 7 | 0:33 | Punt |
| 2 | 1 | 10:53 | 25 | 5 | 13 | 1:49 | Punt |
| 3 | 1 | 6:57 | 25 | 3 | 4 | 1:10 | Punt |
| 4 | 1 | 4:43 | 25 | 15 | 75 | 5:44 | TD |
| 5 | 2 | 10:29 | 25 | 4 | 15 | 1:43 | Punt |
| 6 | 2 | 6:02 | 25 | 5 | 0 | 2:32 | Punt |
| 7 | 2 | 0:31 | 28 | 1 | 5 | 0:31 | Half |
| 8 | 3 | 12:51 | 26 | 4 | 13 | 1:33 | Fum |
| 9 | 3 | 11:13 | 26 | 3 | 9 | 1:37 | Punt |
| 10 | 3 | 9:00 | 35 | 3 | -1 | 0:51 | Punt |
| 11 | 3 | 4:26 | 30 | 3 | 4 | 1:25 | Punt |
| 12 | 4 | 13:37 | 25 | 3 | 9 | 1:26 | Punt |
| 13 | 4 | 10:41 | 31 | 5 | 21 | 2:38 | Punt |
| 14 | 4 | 6:07 | 43 | 3 | 3 | 1:35 | Punt |
| 15 | 4 | 0:50 | 30 | 2 | 5 | 0:50 | Game |

WOFFORD

| # | Qtr | Clock | Spot | Plays | Yards | TOP | Result |
|-----------|----------|--------------|-----------|----------|-----------|-------------|-----------|
| 1 | 1 | 13:00 | 25 | 3 | 2 | 1:39 | Punt |
| 2 | 1 | 9:13 | 10 | 4 | 24 | 2:44 | Punt |
| 3 | 1 | 5:53 | 25 | 5 | 14 | 2:50 | Punt |
| 4 | 1 | 1:37 | 33 | 3 | 7 | 1:30 | Punt |
| 5 | 2 | 14:48 | 25 | 6 | 27 | 4:16 | Punt |
| 6 | 2 | 8:02 | 25 | 3 | -1 | 1:35 | Int |
| 7 | 2 | 4:47 | 25 | 6 | 7 | 4:16 | Punt |
| 8 | 3 | 15:00 | 25 | 3 | 4 | 2:06 | Punt |
| 9 | 3 | 10:41 | 35 | 7 | 65 | 4:05 | TD |
| 10 | 3 | 3:05 | 15 | 3 | 85 | 0:56 | TD |
| 11 | 4 | 13:38 | 21 | 3 | 6 | 2:01 | Punt |
| 12 | 4 | 9:20 | 20 | 5 | -1 | 3:05 | Fum |
| 13 | 4 | 5:06 | 7 | 4 | 21 | 3:06 | Punt |

NC STATE

| # | Qtr | Clock | Spot | Plays | Yards | TOP | Result |
|-----------|----------|--------------|-----------|-----------|-----------|-------------|-----------|
| 1 | 1 | 10:56 | 25 | 3 | 4 | 1:46 | Punt |
| 2 | 1 | 5:00 | 25 | 2 | -13 | 0:53 | Fum |
| 3 | 1 | 3:25 | 24 | 3 | -3 | 1:00 | Fum |
| 4 | 1 | 1:31 | 25 | 9 | 33 | 3:01 | Punt |
| 5 | 2 | 9:06 | 28 | 3 | 1 | 1:39 | Punt |
| 6 | 2 | 4:24 | 21 | 3 | 1 | 1:17 | Punt |
| 7 | 2 | 0:45 | 25 | 4 | 50 | 0:34 | Fum |
| 8 | 3 | 15:00 | 25 | 5 | 75 | 1:56 | TD |
| 9 | 3 | 6:21 | 25 | 3 | 0 | 0:50 | Punt |
| 10 | 3 | 3:31 | 15 | 11 | 56 | 4:48 | FG |
| 11 | 4 | 11:44 | 35 | 14 | 56 | 6:08 | Downs |
| 12 | 4 | 0:11 | 25 | 1 | 5 | 0:11 | Game |

WAKE FOREST

| # | Qtr | Clock | Spot | Plays | Yards | TOP | Result |
|----------|----------|-------------|------------|----------|-----------|-------------|-----------|
| 1 | 1 | 14:55 | 24 | 3 | -2 | 2:23 | Punt |
| 2 | 1 | 11:40 | 25 | 1 | 0 | 0:06 | Int |
| 3 | 1 | 9:55 | 25 | 3 | 0 | 1:53 | Punt |
| 4 | 1 | 4:02 | *28 | 6 | 16 | 2:33 | FG |
| 5 | 2 | 13:57 | 26 | 3 | -5 | 1:23 | Punt |
| 6 | 2 | 8:45 | 25 | 6 | 20 | 3:46 | Punt |
| 7 | 2 | 3:15 | 30 | 3 | 7 | 0:56 | Punt |
| 8 | 2 | 0:42 | 25 | 3 | 12 | 0:22 | Int |
| 9 | 2 | 0:13 | 25 | 1 | 1 | 0:13 | Half |
| 10 | 3 | 10:40 | 25 | 3 | 6 | 1:09 | Punt |
| 11 | 3 | 7:05 | 25 | 3 | 7 | 1:39 | Punt |
| 12 | 3 | 2:58 | *46 | 6 | 18 | 3:01 | Downs |
| 13 | 4 | 11:43 | 23 | 3 | -5 | 1:57 | Punt |
| 14 | 4 | 7:54 | 18 | 6 | 16 | 4:42 | Punt |
| 15 | 4 | 1:11 | 45 | 2 | 9 | 1:11 | Game |

SOUTH CAROLINA

| # | Qtr | Clock | Spot | Plays | Yards | TOP | Result |
|----------|----------|--------------|----------|-----------|-----------|-------------|-----------|
| 1 | 1 | 8:59 | 1 | 4 | 23 | 1:08 | Int |
| 2 | 1 | 6:58 | 25 | 3 | -4 | 1:21 | Punt |
| 3 | 1 | 3:46 | 25 | 3 | -2 | 1:50 | Punt |
| 4 | 2 | 14:38 | 3 | 15 | 76 | 7:05 | FG |
| 5 | 2 | 3:04 | 25 | 3 | 1 | 1:47 | Punt |

2019 GAME RECAPS

| | | |
|---------------|--|-----------|
| GAME 1 | GEORGIA TECH | 14 |
| | CLEMSON | 52 |
| | AUG. 29, 2019 MEMORIAL STADIUM • CLEMSON, S.C. | |

Behind a career-best 205 rushing yards from Travis Etienne, the No. 1/1 Clemson Tigers defeated the Georgia Tech Yellow Jackets, 52-14, at Memorial Stadium on Aug. 29. Clemson rushed for 411 yards, its most in a season-opener since 1957 and the most allowed by Georgia Tech since 1975.

Quarterback Trevor Lawrence opened the scoring for the Tigers with a six-yard touchdown run in the first quarter. Lawrence completed 13-of-23 pass attempts for 168 yards and one touchdown on the day and added three carries for 24 yards with the rushing touchdown.

Etienne found the endzone three times among his 12 attempts, including a career-long and school-record-tying 90-yard touchdown run in the opening quarter. It was the longest run by any player in Memorial Stadium history. His third and final score of the night came from 48 yards out in the opening minutes of the third quarter.

Tee Higgins finished with four catches for 98 yards, including a 62-yard touchdown from Lawrence with 4:34 to go in the first half to put Clemson ahead 28-0 after two quarters. Second-half touchdowns by Lyn-J Dixon and Frank Ladson Jr. and a 51-yard field goal by B.T. Potter completed the scoring for Clemson.

Clemson forced four turnovers, including interceptions by Tanner Muse and Denzel Johnson and fumble recoveries by Baylon Spector and Xavier Kelly. The four takeaways were Clemson's most since 2015 against Notre Dame. Isaiah Simmons led the defense with nine tackles.

| | | |
|---------------|--|-----------|
| GAME 2 | TEXAS A&M | 10 |
| | CLEMSON | 24 |
| | SEPT. 7, 2019 MEMORIAL STADIUM • CLEMSON, S.C. | |

No. 1/1 Clemson extended its winning streak to 17 games, tying the school record set across the 2014-15 seasons, as the Tigers defeated the No. 12/11 Texas A&M Aggies inside a sold-out Memorial Stadium, 24-10.

Quarterback Trevor Lawrence completed 24-of-35 passes for 268 passing yards and one passing touchdown along with his second rushing touchdown of the season. Lyn-J Dixon led the ground attack, posting 79 yards on 11 attempts and one touchdown.

One year after Clemson's top-ranked scoring defense allowed 501 yards at Texas A&M, Clemson held Texas A&M to 289 total yards on Saturday. It included holding quarterback Kellen Mond to 236 passing yards (97 through three quarters) after Mond accounted for 430 yards in the teams' meeting in 2018.

After a scoreless first quarter, Texas A&M opened the scoring on a 16-play drive that ended with a 32-yard field goal. But Clemson responded with three scoring drives to end the half. Lawrence connected with Justyn Ross for a 30-yard touchdown in the second quarter. After a 29-yard field goal by B.T. Potter, Lawrence rushed for his second touchdown of the season with 33 seconds remaining in the second quarter to push the lead to 14 at the break.

Dixon added a rushing touchdown in the second half to bring Clemson's point total to 24. Texas A&M's lone touchdown of the day came on a Jalen Wydermyer touchdown reception with only six seconds remaining, snapping a streak of 11 consecutive wins by 20 points or more, one shy of the most by any team in the AP Poll era (since 1936).

| | | |
|---------------|--|-----------|
| GAME 3 | CLEMSON | 41 |
| | SYRACUSE | 6 |
| | SEPT. 14, 2019 THE DOME • SYRACUSE, N.Y. | |

No. 1/1 Clemson set a school record with its 18th consecutive victory, defeating the Syracuse Orange, 41-6, at The Dome in Clemson's first road test of the season. It was a charged atmosphere, representing the third-largest crowd in facility history and Syracuse's first home sellout since 1998.

Quarterback Trevor Lawrence completed 22-of-39 passes for a career-high 395 yards with three passing touchdowns. His 395 passing yards represented the 11th-highest single game total in school history.

Clemson had two receivers post 100-yard games. Tee Higgins recorded 150 yards on seven receptions, all in the first half, the most by a Tiger in a half since Sammy Watkins' school-record 177-yard first half against Wake Forest in 2012. Amari Rodgers added 121 yards on four catches, including touchdown receptions of 16 and 87 yards.

Clemson led throughout, with Rodgers opening the scoring. Twice, Clemson gifted Syracuse the ball inside Clemson's own 10-yard line following turnovers, but Clemson forced an interception and turnover on downs on the resulting possessions.

Despite the gaudy offensive numbers, the story of the game was Clemson's stout defense, which held Syracuse out of the endzone and helped Clemson outgain Syracuse, 612-187. Clemson finished with 15 tackles for loss, its most in the Dabo Swinney era, including eight sacks, tied for the eighth-most in a game in school history.

| GAME STATS | | | | | |
|--|--------|----|--------|----|----|
| Georgia Tech | 0 | 0 | 7 | 7 | 14 |
| Clemson | 14 | 14 | 14 | 10 | 52 |
| CU Lawrence 6 run (Potter kick) 1st, 11:52, 5-16 | | | | | |
| CU Etienne 90 run (Potter kick) 1st, 5:39, 1-80 | | | | | |
| CU Etienne 14 run (Potter kick) 2nd, 12:45, 1-14 | | | | | |
| CU Higgins 62 pass from Lawrence (Potter kick) 2nd, 4:34, 5-94 | | | | | |
| CU Etienne 48 run (Potter kick) 3rd, 12:42, 2-60 | | | | | |
| GT Mason 7 run (Wells kick) 3rd, 11:40, 3-75 | | | | | |
| CU Dixon 18 run (Potter kick) 3rd, 8:08, 8-77 | | | | | |
| CU Ladson Jr. 21 pass from Brice (Potter kick) 4th, 14:54, 7-67 | | | | | |
| GT Brown 28 pass from Graham (Wells kick) 4th, 10:33, 9-90 | | | | | |
| CU Potter 51 FG 4th, 6:11, 9-41 | | | | | |
| Attendance - 79,118 Weather - Sunny, 79° | | | | | |
| Team Statistics | GT | | CU | | |
| First Downs | 13 | | 29 | | |
| Rushing | 157 | | 411 | | |
| Passing | 7-18 | | 18-30 | | |
| Passing Yards | 137 | | 221 | | |
| Total Offense | 63-294 | | 79-632 | | |
| Rushing (Car-Yards-TD) | | | | | |
| GT Mason 13-72-1, Oliver 20-56, Graham 4-15, Howard 4-15, Johnson 1-1, Griffin 2-1, Cottrell 1-(3) | | | | | |
| CU Etienne 12-205-3, Dixon 8-64-1, Mellusi 6-36, Dukes 7-29, Lawrence 3-24-1, Phommachanh 5-21, Rencher 6-21, Brice 2-11 | | | | | |
| Passing (Cm-Att-Yards-I-TD) | | | | | |
| GT Oliver 3-9-65-2-0, Graham 4-7-72-0-1, Johnson 0-2-0-0-0 | | | | | |
| CU Lawrence 13-23-168-2-1, Brice 5-7-53-0-1 | | | | | |
| Receiving (Rec-Yards-TD) | | | | | |
| GT Howard Jr. 2-57, Blacato 1-34, Brown 1-28-1, Carter 1-11, Davis 1-7, Mason 1-0 | | | | | |
| CU Higgins 4-98-1, Ross 3-13, Dixon 1-22, Ladson Jr. 1-21-1, Lay 1-20, Powell 1-13, Ngata 1-12, Chalk 1-8, Swinney 1-4, Overton 1-3, Spector 1-3, Etienne 1-3, Chase 1-1 | | | | | |

| GAME STATS | | | | | |
|--|--------|----|--------|---|----|
| Texas A&M | 0 | 3 | 0 | 7 | 10 |
| Clemson | 0 | 17 | 7 | 0 | 24 |
| A&M Small 32 FG 2nd, 14:18, 16-48 | | | | | |
| CU Ross 30 pass from Lawrence (Potter kick) 2nd, 10:52, 9-82 | | | | | |
| CU Potter 29 FG 2nd, 4:57, 10-34 | | | | | |
| CU Lawrence 1 run (Potter kick) 2nd, 0:33, 9-89 | | | | | |
| CU Dixon 4 run (Potter kick) 3rd, 5:50, 7-83 | | | | | |
| A&M Wydermyer 2 pass from Mond (Small kick) 4th, 0:06, 16-91 | | | | | |
| Attendance - 81,500 Weather - Sunny, 94° | | | | | |
| Team Statistics | A&M | | CU | | |
| First Downs | 18 | | 26 | | |
| Rushing | 53 | | 121 | | |
| Passing | 24-42 | | 24-35 | | |
| Passing Yards | 236 | | 268 | | |
| Total Offense | 69-289 | | 68-389 | | |
| Rushing (Car-Yards-TD) | | | | | |
| A&M Corbin 13-34, Spiller 7-24, Mond 2-(6) | | | | | |
| CU Dixon 11-79-1, Etienne 16-53, Rencher 1-1, TEAM 1-(1), Lawrence 4-(11) | | | | | |
| Passing (Cm-Att-Yards-I-TD) | | | | | |
| A&M Mond 24-42-236-1-1 | | | | | |
| CU Lawrence 24-35-268-1-1 | | | | | |
| Receiving (Rec-Yards-TD) | | | | | |
| A&M Ausbon 7-69, Rogers 6-60, Davis 5-59, Spiller 2-22, Corbin 2-4, Buckley 1-20, Wydermyer 1-2-1 | | | | | |
| CU Ross 7-94-1, Higgins 4-70, Etienne 4-52, Chalk 2-11, Dixon 2-8, Rodgers 2-6, Ngata 1-25, Powell 1-2, Ladson Jr. 1-0 | | | | | |

| GAME STATS | | | | | |
|---|--------|---|--------|----|----|
| Clemson | 14 | 3 | 10 | 14 | 41 |
| Syracuse | 0 | 6 | 0 | 0 | 6 |
| CU Rodgers 16 pass from Lawrence (Potter kick) 1st, 10:29, 7-79 | | | | | |
| CU Lawrence 1 run (Potter kick) 1st, 5:34, 8-77 | | | | | |
| SU Smyzt 29 FG 2nd, 12:24, 10-48 | | | | | |
| CU Potter 40 FG 2nd, 4:31, 6-56 | | | | | |
| SU Smyzt 23 FG 2nd, 2:00, 7-70 | | | | | |
| CU Rodgers 87 pass from Lawrence (Potter kick) 3rd, 9:42, 3-96 | | | | | |
| CU Potter 37 FG 3rd, 2:24, 6-78 | | | | | |
| CU Ladson Jr. 7 pass from Lawrence (Potter kick) 4th, 10:11, 7-70 | | | | | |
| CU Mellusi 57 run (Potter kick) 4th, 0:48, 2-60 | | | | | |
| Attendance - 50,248 Weather - N/A (Indoors) | | | | | |
| Team Statistics | CU | | SYR | | |
| First Downs | 24 | | 10 | | |
| Rushing | 221 | | 15 | | |
| Passing | 23-42 | | 15-29 | | |
| Passing Yards | 391 | | 172 | | |
| Total Offense | 71-612 | | 71-187 | | |
| Rushing (Car-Yards-TD) | | | | | |
| CU Etienne 14-76, Mellusi 1-57-1, Lawrence 4-42-1, Dixon 6-19, Brice 1-16, Rencher 2-8, Dukes 1-3 | | | | | |
| SU Adams 14-34, Neal 9-22, Howard 2-1, Pierre 2-0, Devito 15-(42) | | | | | |
| Passing (Cm-Att-Yards-I-TD) | | | | | |
| CU Lawrence 22-39-395-2-3, Brice 1-3-(4)-0-0 | | | | | |
| SU DeVito 15-27-172-1-0, Welch 0-2-0-0-0 | | | | | |
| Receiving (Rec-Yards-TD) | | | | | |
| CU Higgins 7-150, Ross 5-64, Rodgers 4-121-2, Etienne 3-32, Chase 1-11, Allen 1-10, Ladson Jr. 1-7-1, Rencher 1-(4) | | | | | |
| SU Riley 4-22, Neal 2-67, Benson 2-26, Hackett 2-18, Jackson 2-16, Adams 2-14, Harris 1-9 | | | | | |

2019 GAME RECAPS

| | | |
|--------|--|----|
| GAME 4 | CHARLOTTE | 10 |
| | CLEMSON | 52 |
| | SEPT. 21, 2019 MEMORIAL STADIUM • CLEMSON, S.C. | |

Top-ranked Clemson defeated Charlotte 52-10 at Memorial Stadium in Dabo Swinney's 150th career game as head coach at Clemson. The win extended Clemson's school-record win streak to 19 games, dating to the start of the 2018 season. The Tiger defense held the 49ers to 216 yards of total offense.

Quarterback Trevor Lawrence threw two touchdown passes, including a 58-yard touchdown to Tee Higgins on his first attempt of the game, as well as a two-yard touchdown pass to Cornell Powell early in the second quarter before giving way to the Tiger reserves. Chase Brice connected with Joseph Ngata for a 37-yard touchdown in the third quarter. The touchdown reception was Ngata's first career touchdown reception. Running backs Travis Etienne, Lyn-J Dixon and Michel Dukes all accounted for a rushing touchdown, respectively, as well.

Clemson held Charlotte to 63 passing yards. Safety K'Von Wallace returned a 66-yard interception for a touchdown in the first quarter, his fourth career interception and first career touchdown.

Clemson played a school-record 111 players in the contest, shattering the previous record of 94, set against The Citadel in 2017 and again against Louisville in 2018.

| | | |
|--------|---|----|
| GAME 5 | CLEMSON | 21 |
| | NORTH CAROLINA | 20 |
| | SEPT. 28, 2019 KENAN STADIUM • CHAPEL HILL, N.C. | |

No. 1 Clemson stopped North Carolina on a two-point conversion attempt with less than two minutes remaining to defeat the Tar Heels, 21-20, at Kenan Memorial Stadium. The game marked the first time in nine years that the Tigers traveled to Chapel Hill, N.C., and represented the first time since 2002 that Clemson beat the Tar Heels in Chapel Hill.

North Carolina opened the game with a four-play touchdown drive capped by a 40-yard touchdown pass from quarterback Sam Howell to Dyami Brown. Running back Travis Etienne eventually responded for Clemson with a 13-yard touchdown in the second quarter.

After Howell produced a second passing touchdown for North Carolina, quarterback Trevor Lawrence found the endzone for his fourth rushing touchdown of the season to tie the game at 14 with less than a minute to go before halftime.

The teams traded scoreless possessions throughout the third quarter, but in the fourth quarter, Lawrence connected with Tee Higgins on a 38-yard touchdown to give the Tigers their first lead of the game with 9:54 remaining. Lawrence finished the contest having completed 18-of-30 passes for 206 yards and a career-best 45 rushing yards. Higgins finished with game highs in receptions (six) and receiving yards (129).

Trailing 21-14, North Carolina engineered a 16-play, 75-yard touchdown drive to pull within one point with 1:17 remaining. North Carolina Head Coach Mack Brown opted to try a two-point conversion attempt, but the Tiger defense stood tall, as Xavier Thomas, James Skalski and Nolan Turner combined to tackle quarterback Sam Howell to preserve the lead. A Clemson recovery on an ensuing outside kick sealed the victory.

| | | |
|--------|---|----|
| GAME 6 | FLORIDA STATE | 14 |
| | CLEMSON | 45 |
| | OCT. 12, 2019 MEMORIAL STADIUM • CLEMSON, S.C. | |

No. 2 Clemson defeated Florida State Seminoles, 45-14, as Clemson became just the 15th FBS program — and the first in the Atlantic Coast Conference — to reach 750 all-time wins.

Quarterback Trevor Lawrence completed 17-25 passes for 170 yards and three touchdowns. Lawrence also rushed for his fifth touchdown of the season in the contest. Wide receiver Justyn Ross added two touchdown receptions in the second quarter, finishing with 61 receiving yards on five catches.

Running back Travis Etienne surpassed 3,000 career rushing yards on the afternoon, finishing with 127 rushing yards and a three-yard touchdown reception in the first quarter. Amari Rodgers added a 29-yard touchdown on a reverse to open the scoring in the second half.

Though Clemson's offense helped the Tigers run out to a quick 28-0 lead, the defense was one of the stories of the game, forcing four turnovers, including three interceptions. Cornerback Derion Kendrick recorded his first career interception, which he returned 38 yards for a pick-six. It was Clemson's second interception return for touchdown this season, giving Clemson multiple pick sixes in every season since 2013.

Clemson's 39:37 possession time was the program's longest since its school-record 42:58 possession time against North Carolina on Nov. 7, 1992.

| GAME STATS | | | |
|--|--|--------|---|
| Charlotte | 0 | 3 | 7 |
| Clemson | 17 | 21 | 7 |
| CU | Higgins 58 pass from Lawrence (Potter kick) 1st, 13:35, 2-60 | | |
| CU | Wallace 66 interception return (Potter kick) 1st, 10:24 | | |
| CU | Potter 22 FG 1st, 5:03, 9-59 | | |
| CU | Powell 2 pass from Lawrence (Potter kick) 2nd, 14:56, 8-60 | | |
| CU | Etienne 2 run (Potter kick) 2nd, 8:31, 9-48 | | |
| CLT | Cruz 24 FG 2nd, 4:27, 9-68 | | |
| CU | Dixon 1 run (Potter kick) 2nd, 1:24, 7-69 | | |
| CU | Ngata 37 pass from Brice (Sawicki kick) 3rd, 9:51, 3-45 | | |
| CLT | Reynolds 8 run (Cruz kick) 3rd, 4:53, 3-12 | | |
| CU | Dukes 24 run (Sawicki kick) 4th, 6:12, 4-65 | | |
| Attendance - 81,500 Weather - Clear, 84° | | | |
| Team Statistics | CLT | CU | |
| First Downs | 11 | 27 | |
| Rushing | 153 | 235 | |
| Passing | 8-19 | 17-25 | |
| Passing Yards | 63 | 231 | |
| Total Offense | 58-216 | 64-466 | |
| Rushing (Car-Yards-TD) | | | |
| CLT | Lemay 18-81, McAllister 8-36, Reynolds 6-19-1, Finger 3-10, Elder 1-10, Kean 3-(3) | | |
| CU | Etienne 11-61-1, Dixon 8-58-1, Dukes 4-46-1, Mellusi 6-30, Phommachanh 2-19, McClure 2-12, Rencher 2-6, Batson 1-5, Brice 3-(2) | | |
| Passing (Cm-Att-Yards-I-TD) | | | |
| CLT | Reynolds 6-16-43-1-0, Kean 2-3-20-0-0 | | |
| CU | Lawrence 7-9-94-0-2, Phommachanh 5-9-52-1-0, Brice 5-7-85-0-1 | | |
| Receiving (Rec-Yards-TD) | | | |
| CLT | Finger 2-14, Lemay 2-7, Dollar 1-15, Henderson 1-11, Ringwood 1-10, Elder 1-6 | | |
| CU | Ngata 3-62-1, W. Swinney 2-24, Higgins 1-58-1, Price 1-19, Overton 1-18, D. Swinney 1-11, Groomes 1-8, Brown 1-8, Dixon 1-7, Ladson Jr. 1-6, Spector 1-5, Chalk 1-3, Powell 1-2-1, Rodgers 1-0 | | |

| GAME STATS | | | |
|--|---|--------|---|
| Clemson | 0 | 14 | 0 |
| North Carolina | 7 | 7 | 0 |
| NC | Brown 40 pass from Howell (Ruggles kick) 1st, 13:15, 4-75 | | |
| CU | Etienne 13 run (Potter kick) 2nd, 12:43, 10-89 | | |
| NC | Corrales 10 pass from Howell (Ruggles kick) 2nd, 7:55, 4-42 | | |
| CU | Lawrence 3 run (Potter kick) 2nd, 0:33, 10-78 | | |
| CU | Higgins 38 pass from Lawrence (Potter kick) 4th, 9:54, 6-55 | | |
| NC | J. Williams 1 run (Howell rush failed) 4th, 1:17, 16-75 | | |
| Attendance - 50,500 Weather - Sunny, 91° | | | |
| Team Statistics | CU | UNC | |
| First Downs | 14 | 14 | |
| Rushing | 125 | 146 | |
| Passing | 18-30 | 15-27 | |
| Passing Yards | 206 | 144 | |
| Total Offense | 61-331 | 63-290 | |
| Rushing (Car-Yards-TD) | | | |
| CU | Etienne 14-67-1, Lawrence 11-57-1, Dixon 2-0 | | |
| UNC | Carter 16-99, J. Williams 10-49-1, Brown 1-2, A. Williams 1-1, Howell 8-(5) | | |
| Passing (Cm-Att-Yards-I-TD) | | | |
| CU | Lawrence 18-30-206-0-1 | | |
| UNC | Howell 15-27-144-0-2 | | |
| Receiving (Rec-Yards-TD) | | | |
| CU | Higgins 6-129-1, Ross 3-47, Rodgers 3-12, Chalk 2-16, Etienne 2-3, Overton 1-0, Powell 1-(1) | | |
| UNC | Brown 3-63-1, Corrales 3-25-1, Williams 2-35, Newsome 2-16, Groves 2-10, Carter 2-(7), Bargas 1-2 | | |

| GAME STATS | | | |
|--|---|--------|---|
| Florida State | 0 | 0 | 7 |
| Clemson | 14 | 14 | 3 |
| CU | Etienne 3 pass from Lawrence (Potter kick) 1st, 12:09, 6-75 | | |
| CU | Lawrence 8 run (Potter kick) 1st, 4:41, 9-66 | | |
| CU | Ross 10 pass from Lawrence (Potter kick) 2nd, 13:13, 11-57 | | |
| CU | Ross 8 pass from Lawrence (Potter kick) 2nd, 8:58, 6-78 | | |
| CU | Rodgers 29 run (Sawicki kick) 3rd, 11:49, 5-67 | | |
| CU | Kendrick 38 interception return (Sawicki kick) 3rd, 9:39 | | |
| FSU | Terry 64 pass from Hornibrook (Aguayo kick) 3rd, 2:02, 3-75 | | |
| CU | Sawicki 26 FG 4th, 4:58, 8-41 | | |
| FSU | Laborn 40 run (Aguayo kick) 4th, 2:41, 6-75 | | |
| Attendance - 80,500 Weather - Sunny, 84° | | | |
| Team Statistics | FSU | CU | |
| First Downs | 10 | 31 | |
| Rushing | 103 | 320 | |
| Passing | 17-35 | 24-38 | |
| Passing Yards | 150 | 232 | |
| Total Offense | 58-253 | 91-552 | |
| Rushing (Car-Yards-TD) | | | |
| FSU | Laborn 8-69-1, Akers 9-34, Harrison 1-11, Blackburn 3-(3), Hornibrook 2-(8) | | |
| CU | Etienne 17-127, Dixon 10-50, Lawrence 6-40-1, Rodgers 1-29-1, Rencher 3-27, Mellusi 5-22, Phommachanh 5-16, Brice 2-10, Thomas 1-1, Dukes 3-(1) | | |
| Passing (Cm-Att-Yards-I-TD) | | | |
| FSU | Blackman 9-23-66-2-0, Hornibrook 8-12-84-1-1 | | |
| CU | Lawrence 17-25-170-1-3, Brice 5-9-35-0-0, Phommachanh 1-3-4-0-0, Etienne 1-1-23-0-0 | | |
| Receiving (Rec-Yards-TD) | | | |
| FSU | Harrison 5-3, Matthews 3-26, Terry 2-83-1, McKitty 2-19, Wilson 2-8, Helton 1-7, McDonald 1-4, Laborn 1-0 | | |
| CU | Ross 5-61-2, Rodgers 5-44, Higgins 2-44, Ngata 2-35, Powell 2-7, Chalk 1-8, Chase 1-8, Overton 1-8, Dixon 1-7, Ladson Jr. 1-4, Price 1-3, Etienne 1-3, Lawrence 1-0 | | |

2019 GAME RECAPS

| | | |
|--------|---|-----------|
| GAME 7 | CLEMSON | 45 |
| | LOUISVILLE | 10 |
| | OCT. 19, 2019 CARDINAL STADIUM • LOUISVILLE, KY. | |

No. 3/2 Clemson defeated Louisville, 45-10, at Cardinal Stadium. The Tiger defense forced three turnovers and totaled six sacks in the win, holding Louisville to just 263 yards.

Clemson racked up 551 yards offensively behind another big day from junior running back Travis Etienne in helping the Tigers to their 10th consecutive true road win.

Etienne continued his stellar play against the Cardinals, rushing for 192 yards on 14 attempts including a 49-yard touchdown run in the third quarter. It gave him 443 yards on 28 carries and three touchdowns on the ground in three career games against Louisville. It marked the first time Etienne rushed for 100-plus yards in back-to-back games since a three-game streak in 2018 against South Carolina, Pittsburgh and Notre Dame.

Quarterback Trevor Lawrence completed 20-of-29 passes and three touchdown passes despite starting the game 3-for-7 for five yards with two interceptions in the first quarter. Justyn Ross, Joseph Ngata and Cornell Powell each hauled in a touchdown reception.

Linebacker Isaiah Simmons led the defense once again, registering eight total tackles, two sacks and one pass breakup. Justin Foster tallied a career-best two sacks and 3.5 tackles for loss. K'Von Wallace and A.J. Terrell each recorded interceptions in the contest.

With the victory, Head Coach Dabo Swinney became the winningest active FBS coach by percentage among coaches with at least five seasons of experience.

| | | |
|--------|---|-----------|
| GAME 8 | BOSTON COLLEGE | 7 |
| | CLEMSON | 59 |
| | OCT. 26, 2019 MEMORIAL STADIUM • CLEMSON, S.C. | |

No. 4/2 Clemson extended the nation's longest winning streak to 23 games at Memorial Stadium, dominating Boston College, 59-7, on Homecoming. Clemson outgained Boston College, 674-177, and the 497-yard differential was Clemson's largest against an ACC opponent since the conference's founding in 1953, surpassing a 464-yard advantage against Wake Forest in 2000.

Diondre Overton tied a school record with three touchdown receptions. He finished with three receptions for 119 receiving yards, with his three catches resulting in touchdowns of 22, 63 and 34 yards.

Travis Etienne recorded his fifth three-touchdown game of his Clemson career, scoring three first-half touchdowns and posting 109 yards on 16 carries. Trevor Lawrence completed 16-of-19 passes for 275 yards and three touchdowns for a career-high passer rating of 257.9. In addition to throwing two touchdowns to Overton, Lawrence found Amari Rodgers for Rodgers' third touchdown of the season on a 19-yard strike.

The Clemson defense held the Boston College rushing attack, which posted 429 yards against NC State a week earlier, to only 96 yards. The Eagles came into the contest ranked sixth in the nation and first in the ACC with 278.3 rushing yards per game. Logan Rudolph returned a fumble 39 yards to score his first career touchdown. Chad Smith led the defense with nine total tackles, a forced fumble and a sack.

| | | |
|--------|--|-----------|
| GAME 9 | WOFFORD | 14 |
| | CLEMSON | 59 |
| | NOV. 2, 2019 MEMORIAL STADIUM • CLEMSON, S.C. | |

Behind a career-best 212 rushing yards from running back Travis Etienne, No. 4/3 Clemson defeated Wofford, 59-14, at Memorial Stadium on Military Appreciation Day. The win also extended Clemson's home winning streak to 21 games, tying the school record.

Etienne broke James Davis' (47 from 2005-08) school rushing touchdowns record in the second quarter on an 86-yard touchdown, his second score of the day. Etienne's 212 yards came on just nine attempts. Etienne crossed the 1,000-yard mark on the season in just nine games, tying Terrence Flagler's for fewest games needed to reach 1,000 rushing yards in a season.

Quarterback Trevor Lawrence threw for three touchdowns and 218 yards in the win. Lawrence completed 12-of-16 passes and rushed for 33 yards on four attempts with a rushing touchdown. Amari Rodgers caught his fourth touchdown of the season, a 35-yard strike in the first quarter. Justyn Ross and Tee Higgins also added receiving touchdowns in the contest.

Clemson's explosive offense gave the Tigers back-to-back 600-yard games and four straight 45-point games for the first time in school history.

Isaiah Simmons recorded his first interception of the season, picking off Wofford quarterback Joe Newman in the second quarter. Jake Venables tied for a team high with eight tackles, four of which resulted in a loss. Conversely, Clemson's offense ran 64 plays, none of which produced negative yardage.

| GAME STATS | | | | | |
|---|----------|-----------|----------|-----------|-----------|
| Clemson | 3 | 14 | 7 | 21 | 45 |
| Louisville | 0 | 3 | 0 | 7 | 10 |
| CU Potter 51 FG 1st, 9:27, 5-46 | | | | | |
| CU Ngata 6 pass from Lawrence (Sawicki kick) 2nd, 10:41, 6-81 | | | | | |
| LOU Creque 28 FG 2nd, 4:57, 11-52 | | | | | |
| CU Ross 25 pass from Lawrence (Sawicki kick) 2nd, 0:05, 5-77 | | | | | |
| CU Etienne 49 run (Potter kick) 3rd, 1:35, 2-58 | | | | | |
| CU Powell 10 pass from Lawrence (Potter kick) 4th, 12:43, 7-63 | | | | | |
| CU Rencher 8 run (Potter kick) 4th, 10:14, 5-25 | | | | | |
| LOU Hawkins 3 run (Creque kick) 4th, 5:10, 9-75 | | | | | |
| CU Mellusi 16 run (Potter kick) 4th, 1:00, 10-75 | | | | | |
| Attendance - 81,015 Weather - Partly Cloudy, 63° | | | | | |
| Team Statistics | | CU | | LOU | |
| First Downs | 23 | 15 | | | |
| Rushing | 298 | 156 | | | |
| Passing | 22-33 | 8-22 | | | |
| Passing Yards | 253 | 107 | | | |
| Total Offense | 70-551 | 65-263 | | | |
| Rushing (Car-Yards-TD) | | | | | |
| CU Etienne 14-192-1, Lawrence 10-47, Mellusi 5-35-1, Dixon 5-16, Rencher 1-8-1, Dukes 2-5 | | | | | |
| LOU Hawkins 26-129-1, Hall 3-15, Atwell 1-9, Conley 8-7, Barkley 2-6, Cunningham 3-10 | | | | | |
| Passing (Cm-Att-Yards-I-TD) | | | | | |
| CU Lawrence 20-29-233-2-3, Brice 2-3-20-0-0 | | | | | |
| LOU Conley 4-11-44-1-0, Cunningham 4-11-63-1-0 | | | | | |
| Receiving (Rec-Yards-TD) | | | | | |
| CU Ross 5-55-1, Etienne 4-35, Rodgers 3-78, Overton 3-43, Chase 1-13, Allen 1-10, Powell 1-10-1, Ngata 1-6-1, Swinney 1-4, Higgins 1-3, Dixon 1-4 | | | | | |
| LOU Fitzpatrick 3-63, Atwell 3-37, Dawkins 1-6, Davis 1-1 | | | | | |

| GAME STATS | | | | | |
|---|-----------|-----------|-----------|----------|-----------|
| Boston College | 0 | 7 | 0 | 0 | 7 |
| Clemson | 17 | 21 | 14 | 7 | 59 |
| CU Potter 23 FG 1st, 10:53, 8-65 | | | | | |
| CU Etienne 3 run (Potter kick) 1st, 6:57, 5-75 | | | | | |
| CU Overton 22 pass from Lawrence (Potter kick) 1st, 4:43, 3-75 | | | | | |
| BC Dillon 9 run (Boumerhi kick) 2nd, 13:59, 15-75 | | | | | |
| CU Etienne 4 run (Potter kick) 2nd, 10:29, 8-74 | | | | | |
| CU Rodgers 19 pass from Lawrence (Potter kick) 2nd, 6:07, 7-66 | | | | | |
| CU Etienne 5 run (Potter kick) 2nd, 0:38, 11-84 | | | | | |
| CU Rudolph 39 fumble return (Potter kick) 3rd, 11:18 | | | | | |
| CU Overton 63 pass from Lawrence (Potter kick) 3rd, 9:00, 2-80 | | | | | |
| CU Overton 34 pass from Brice (Potter kick) 4th, 13:37, 11-96 | | | | | |
| Attendance - 81,081 Weather - Cloudy, 69° | | | | | |
| Team Statistics | | BC | | CU | |
| First Downs | 10 | 36 | | | |
| Rushing | 97 | 302 | | | |
| Passing | 6-18 | 25-36 | | | |
| Passing Yards | 80 | 372 | | | |
| Total Offense | 62-177 | 80-674 | | | |
| Rushing (Car-Yards-TD) | | | | | |
| BC Dillon 19-76-1, Bailey 10-16, Garwo 8-15, Flowers 1-5, Glines 1-5, Valezce 1-4, Grosel 4-16 | | | | | |
| CU Etienne 16-109-3, Dixon 8-78, Lawrence 8-42, Dukes 3-19, Mellusi 4-17, Brice 1-16, Batson 2-10, W. Swinney 1-8, Rencher 1-3 | | | | | |
| Passing (Cm-Att-Yards-I-TD) | | | | | |
| BC Grosel 3-14-53-0-0, Valezce 3-4-27-0-0 | | | | | |
| CU Lawrence 16-19-275-0-3, Brice 8-16-97-0-1, Batson 1-1-0-0-0 | | | | | |
| Receiving (Rec-Yards-TD) | | | | | |
| CU Long 2-39, Robinson 1-18, White 1-14, Flowers 1-5, Garwo 1-4 | | | | | |
| CU Ross 4-60, Overton 3-119-3, Etienne 3-33, Ngata 3-21, Higgins 2-36, Rodgers 2-33-1, Powell 2-25, Price 1-14, Rencher 1-10, Chase 1-9, Allen 1-7, Banks 1-5, D. Swinney 1-0 | | | | | |

| GAME STATS | | | | | |
|--|-----------|-----------|-----------|----------|-----------|
| Wofford | 0 | 0 | 14 | 0 | 14 |
| Clemson | 21 | 21 | 14 | 3 | 59 |
| CU Rodgers 35 pass from Lawrence (Potter kick) 1st, 13:00, 5-75 | | | | | |
| CU Dixon 19 run (Potter kick) 1st, 9:18, 5-71 | | | | | |
| CU Etienne 47 run (Potter kick) 1st, 5:53, 2-81 | | | | | |
| CU Etienne 86 run (Potter kick) 2nd, 14:48, 2-88 | | | | | |
| CU Higgins 22 pass from Lawrence (Potter kick) 2nd, 8:02, 6-83 | | | | | |
| CU Lawrence 2 run (Potter kick), 2nd, 4:47, 4-12 | | | | | |
| CU Ross 34 pass from Lawrence (Potter kick) 3rd, 10:48, 6-84 | | | | | |
| WOF Lovelace 20 run (Carter kick) 3rd, 6:36, 7-65 | | | | | |
| CU Rencher 3 run (Potter kick) 3rd, 3:10, 8-77 | | | | | |
| WOF VanCleave 79 pass from Newman (Carter kick) 3rd, 2:09, 3-85 | | | | | |
| CU Potter 35 FG 4th, 5:07, 4-1 | | | | | |
| Attendance - 81,500 Weather - Clear, 63° | | | | | |
| Team Statistics | | WOF | | CU | |
| First Downs | 10 | 28 | | | |
| Rushing | 139 | 419 | | | |
| Passing | 4-10 | 19-27 | | | |
| Passing Yards | 117 | 283 | | | |
| Total Offense | 55-256 | 64-702 | | | |
| Rushing (Car-Yards-TD) | | | | | |
| WOF Lovelace 10-46-1, Allen 8-41, Newman 10-28, Walker 2-6, Broussard 3-6, Morgan 7-6, Luther 1-4, Mosley 3-4, Suggs 1-1 | | | | | |
| CU Etienne 9-212-2, Mellusi 8-57, Dixon 7-50-1, Rencher 3-36-1, Lawrence 4-33-1, Brice 1-18, Dukes 3-10, Lucas 1-3, Mayers 1-0 | | | | | |
| Passing (Cm-Att-Yards-I-TD) | | | | | |
| WOF Newman 3-9-111-1-1, Mosley 1-1-6-0-0 | | | | | |
| CU Lawrence 12-16-218-0-3, Brice 7-11-65-0-0 | | | | | |
| Receiving (Rec-Yards-TD) | | | | | |
| WOF Allen 2-32, VanCleave 1-79-1, Parker 1-6 | | | | | |
| CU Higgins 5-74-1, Ross 4-50-1, Powell 3-46, Swinney 3-11, Rodgers 2-71-1, Etienne 1-23, Ngata 1-8 | | | | | |



2019 GAME RECAPS

| | | |
|---------|---|-----------|
| GAME 10 | CLEMSON | 55 |
| | NC STATE | 10 |
| | NOV. 9, 2019 CARTER-FINLEY STADIUM • RALEIGH, N.C. | |

Notified just before kick of the opportunity to clinch the Atlantic Division, No. 4/3 Clemson secured its spot in the ACC Championship Game with a 55-10 win at NC State.

Clemson warmed up in its traditional white pants but switched to its championship "orange britches" right before kickoff upon being informed of Wake Forest's loss to Virginia Tech. Clemson then used a record-tying 28-point first quarter to run out to a 28-0 lead.

Running back Travis Etienne added three total touchdowns to bring his career total to 54, breaking C.J. Spiller's record for career touchdowns (51). Etienne finished the game with 112 rushing yards on 14 attempts, and hauled in three receptions for 31 yards.

Quarterback Trevor Lawrence completed 20-of-27 passes for 276 yards and three touchdowns, becoming the first Clemson quarterback to pass for three touchdowns in five consecutive games. The sophomore also rushed for a career-high 59 yards on eight attempts and found the endzone once on the ground.

Justyn Ross and Tee Higgins each recorded 33-yard touchdown receptions. Offensive lineman John Simpson scored his first career touchdown, scoring on a one-yard handoff.

Clemson forced four NC State turnovers, all fumbles, as Xavier Thomas, Chad Smith, Tyler Davis and Jack Maddox all recorded fumble recoveries. The defense allowed 290 total yards, its 10th straight opponent to accrue fewer than 300 yards to open the season.

| | | |
|---------|---|-----------|
| GAME 11 | WAKE FOREST | 3 |
| | CLEMSON | 52 |
| | NOV. 16, 2019 MEMORIAL STADIUM • CLEMSON, S.C. | |

No. 3/3 Clemson downed Wake Forest, 52-3, on Senior Day, setting a school record with its 22nd consecutive home victory. The 49-point victory was an ACC-record sixth straight by 30 or more.

The Tigers scored on a Trevor Lawrence pass to Tee Higgins on their opening drive, then closed out the half with back-to-back scores from Lawrence to Higgins in just 29 seconds of game clock. The half's final touchdown was set up by an A.J. Terrell interception and gave the Tigers a 31-3 halftime lead. Clemson added touchdowns from Joseph Ngata, Frank Ladson Jr. and Lyn-J Dixon in the second half.

Lawrence recorded a career-high tying four touchdown passes and connected on 21-of-27 passing for 272 yards. Tee Higgins caught three touchdown passes, marking the Tigers' eighth three-touchdown receiving performance in school history and the second such performance this season. Etienne turned in 16 carries for 121 yards and a touchdown, while also catching three passes for 37 yards and took sole possession of the school record for consecutive 100-yard rushing games by reaching the mark in a sixth straight game.

Safety Tanner Muse recorded four tackles (two for loss) and an interception, as the Tiger defense held Wake Forest to 105 total yards of offense (41 passing, 64 rushing). Clemson's defense forced seven three-and-outs while limiting Wake Forest to only five first downs. With the win, Clemson joined 1944 Army and 1972 Nebraska as the only teams in the AP Poll era to win four consecutive games by 45 or more points.

| | | |
|---------|--|-----------|
| GAME 12 | CLEMSON | 38 |
| | SOUTH CAROLINA | 3 |
| | NOV. 30, 2019 WILLIAMS-BRICE STADIUM • COLUMBIA, S.C. | |

No. 3/3 Clemson defeated South Carolina, 38-3, at Williams-Brice Stadium, completing the eighth undefeated regular season in school history. The win marked Clemson's 27th consecutive victory and sixth in a row against the Gamecocks. Travis Etienne broke the ACC career total (57) and rushing touchdowns (53) record with his second rushing touchdowns of the game.

Etienne finished with 51 rushing yards on 15 attempts with two rushing touchdowns. Quarterback Trevor Lawrence completed 26-of-36 passes and 295 yards. He threw three touchdowns, extending his streak of consecutive games with three touchdown passes to seven. Lawrence also rushed for a career best 66-yards. Lawrence set a school record with 18 consecutive completions, which tied the ACC record.

Wide receiver Tee Higgins hauled in his ninth and 10th receiving touchdowns of the year, making him the first Clemson receiver to post back-to-back seasons of double-digit touchdown receptions. Justyn Ross also added a 16-yard touchdown reception in the second quarter amidst his career-high nine receptions for 111 yards to give the Tigers a 21-3 first-half lead.

The Clemson defense held South Carolina to only 172 total yards, the Tigers' top defensive output against the Gamecocks since 1989. Cornerback Derion Kendrick recorded his second interception of the season on the game's opening possession, and linebacker Isaiah Simmons added 10 total tackles, two of them being for a loss, and a sack. With the win, Clemson tied 2011 Houston and 1976 Michigan for the longest streak of 30-point wins in the AP Poll era (seven).

| GAME STATS | | | | | |
|---|-----------|-----------|-----------|----------|-----------|
| Clemson | 28 | 14 | 7 | 6 | 55 |
| NC State | 0 | 0 | 7 | 3 | 10 |
| CU Lawrence 7 run (Potter kick) 1st, 10:56, 9-84 | | | | | |
| CU Higgins 33 pass from Lawrence (Potter kick) 1st, 5:00, 10-92 | | | | | |
| CU Etienne 4 pass from Lawrence (Potter kick) 1st, 3:31, 2-3 | | | | | |
| CU Etienne 19 run (Potter kick) 1st, 1:31, 2-21 | | | | | |
| CU Simpson 1 run (Potter kick) 2nd, 4:30, 7-74 | | | | | |
| CU Ross 33 pass from Lawrence (Potter kick) 2nd, 0:45, 6-70 | | | | | |
| ST Knight 53 run (Dunn kick) 3rd, 13:04, 5-75 | | | | | |
| CU Etienne 8 run (Potter kick) 3rd, 6:21, 11-75 | | | | | |
| ST Dunn 46 FG 4th, 13:43, 11-56 | | | | | |
| CU Dukes 1 run (Skalski kick failed) 4th, 0:11, 7-23 | | | | | |
| Attendance - 57,886 Weather - Cloudy, 45° | | | | | |
| Team Statistics | | | | | |
| | CU | | ST | | |
| First Downs | 27 | | 13 | | |
| Rushing | 246 | | 124 | | |
| Passing | 25-36 | | 14-29 | | |
| Passing Yards | 303 | | 166 | | |
| Total Offense | 77-549 | | 60-290 | | |
| Rushing (Car-Yards-TD) | | | | | |
| CU Etienne 14-112-2, Lawrence 8-59-1, Dixon 9-50, Brice 2-17, Dukes 3-11-1, Mellusi 2-5, Rencher 1-1, Simpson 1-1-1 | | | | | |
| ST Knight 12-139-1, Lesane 1-5, Leary 9-5, Penniz 1-5, Houston 7-(15) | | | | | |
| Passing (Cm-Att-Yards-I-TD) | | | | | |
| CU Lawrence 20-27-276-0-3, Brice 5-9-27-0-0 | | | | | |
| ST Leary 14-29-166-0-0 | | | | | |
| Receiving (Rec-Yards-TD) | | | | | |
| CU Ross 4-75-1, Higgins 4-73-1, Etienne 3-31-1, Rodgers 3-7, Overton 2-34, Dixon 2-27, Ngata 2-18, Swinney 2-13, Ladson 1-13, Rencher 1-8, Powell 1-4 | | | | | |
| ST Emezie 4-21, Hines 3-30, Angeline 2-53, Carter 2-27, Houston 1-19, Pennix 1-16, Lesane 1-0 | | | | | |

| GAME STATS | | | | | |
|---|-----------|-----------|-----------|----------|-----------|
| Wake Forest | 3 | 0 | 0 | 0 | 3 |
| Clemson | 14 | 17 | 14 | 7 | 52 |
| CU Higgins 14 pass from Lawrence (Potter kick) 1st, 11:40, 3-28 | | | | | |
| CU Etienne 14 run (Potter kick) 1st, 9:55, 4-41 | | | | | |
| WF Sciba 30 FG 1st, 1:29, 6-16 | | | | | |
| CU Potter 35 FG 2nd, 8:45, 10-60 | | | | | |
| CU Higgins 14 pass from Lawrence (Potter kick) 2nd, 0:42, 6-75 | | | | | |
| CU Higgins 30 pass from Lawrence (Potter kick) 2nd, 0:13, 1-30 | | | | | |
| CU Ladson Jr. 10 pass from Lawrence (Potter kick) 3rd, 10:40, 9-60 | | | | | |
| CU Dixon 9 run (Potter kick) 3rd, 7:05, 6-86 | | | | | |
| CU Ngata 21 pass from Brice (Potter kick) 4th, 11:49, 8-71 | | | | | |
| Attendance - 80,875 Weather - Cloudy, 62° | | | | | |
| Team Statistics | | | | | |
| | WF | | CU | | |
| First Downs | 5 | | 26 | | |
| Rushing | 64 | | 168 | | |
| Passing | 6-14 | | 26-35 | | |
| Passing Yards | 41 | | 348 | | |
| Total Offense | 51-105 | | 73-516 | | |
| Rushing (Car-Yards-TD) | | | | | |
| WF Flowers 9-27, Newman 12-19, Walker 6-16, Beal-Smith 5-7, Carney 3-2, Bowes 2-(7) | | | | | |
| CU Etienne 16-121-1, Dixon 6-34-1, Dukes 3-18, Rencher 3-13, Mellusi 2-5, Batson 1-5, Swinney 1-(3), Lawrence 5-(4), Spiers 1-(21) | | | | | |
| Passing (Cm-Att-Yards-I-TD) | | | | | |
| WF Newman 6-14-41-2-0, Bowers 0-0-0-0-0 | | | | | |
| CU Lawrence 21-27-272-0-4, Brice 5-8-76-1-1 | | | | | |
| Receiving (Rec-Yards-TD) | | | | | |
| WF Hinton 2-17, Greene 2-12, Freudenthal 1-8, Carney 1-4 | | | | | |
| CU Higgins 4-64-3, Overton 4-52, Etienne 3-37, Ross 3-18, Chalk 3-11, Dixon 2-62, Ngata 2-42-1, Ladson Jr. 2-20-1, Allen 1-15, Chase 1-15, Rencher 1-12 | | | | | |

| GAME STATS | | | | | |
|---|-----------|-----------|-----------|----------|-----------|
| Clemson | 14 | 10 | 7 | 7 | 38 |
| South Carolina | 0 | 3 | 0 | 0 | 3 |
| CU Higgins 10 pass from Lawrence (Potter kick) 1st, 6:58, 3-23 | | | | | |
| CU Higgins 65 pass from Lawrence (Potter kick) 1st, 3:46, 4-75 | | | | | |
| SC White 39 FG 2nd, 7:33, 15-76 | | | | | |
| CU Ross 16 pass from Lawrence (Potter kick) 2nd, 3:04, 9-90 | | | | | |
| CU Potter 46 FG 2nd, 0:00, 7-37 | | | | | |
| CU Etienne 2 run (Potter kick) 3rd, 9:59, 9-69 | | | | | |
| CU Etienne 3 run (Potter kick) 4th, 11:56, 13-84 | | | | | |
| Attendance - 80,580 Weather - Partly Cloudy, 60° | | | | | |
| Team Statistics | | | | | |
| | CU | | SC | | |
| First Downs | 30 | | 9 | | |
| Rushing | 211 | | 69 | | |
| Passing | 28-43 | | 16-27 | | |
| Passing Yards | 316 | | 105 | | |
| Total Offense | 83-527 | | 53-174 | | |
| Rushing (Car-Yards-TD) | | | | | |
| CU Lawrence 8-66, Dixon 12-60, Etienne 15-51-2, Rodgers 1-21, Rencher 2-8, Mellusi 2-5 | | | | | |
| SC Feaster 12-47, Dowdle 7-20, Turner 4-14, Harris 1-1, Hilinski 2-(13) | | | | | |
| Passing (Cm-Att-Yards-I-TD) | | | | | |
| CU Lawrence 26-36-295-0-3, Brice 2-5-21-0-0, Rodgers 0-1-0-0-0 | | | | | |
| SC Hilinski 16-27-105-1-0 | | | | | |
| Receiving (Rec-Yards-TD) | | | | | |
| CU Ross 9-111-1, Higgins 3-101-2, Etienne 3-37, Overton 3-26, Chalk 3-3, Powell 2-14, Rodgers 2-8, Chase 1-13, Spector 1-8, Dixon 1-(5) | | | | | |
| SC S. Smith 5-40, Feaster 4-8, Markway 3-39, Dowdle 2-12, O. Smith 1-5, Dawkins 1-1 | | | | | |

2019 GAME RECAPS

| | | |
|---------|---|----|
| GAME 13 | VIRGINIA | 17 |
| | CLEMSON | 62 |
| | DEC. 7, 2019 BANK OF AMERICA STADIUM • CHARLOTTE, N.C. | |

No. 3/3 Clemson defeated No. 22/22 Virginia 62-17 to win its fifth consecutive ACC Championship Game at Bank of America Stadium. Clemson became the first team in college football history to win five straight conference championship games.

Trevor Lawrence set an ACC Championship Game record with four touchdown passes, three of which went to Tee Higgins. Clemson built a 31-7 halftime lead, scoring on its first five possessions, en route to an ACC Championship Game record 62 points and 619 total yards.

The sophomore quarterback finished 16-of-22 and 302 passing yards. Higgins finished with three touchdown receptions and 182 receiving yards, each setting an ACC Championship Game record. With three touchdown receptions on the night, Higgins tied Clemson's all-time receiving touchdowns record with 27.

Travis Etienne rushed for 114 yards and one touchdown on the night. Etienne reached 1,500 rushing yards in a season for the second consecutive season, becoming the first player in program history to accomplish the feat.

Linebacker Isaiah Simmons, who was named as the Butkus Award winner the following day, posted nine tackles and one of Clemson's three interceptions on the evening. Virginia native K'Von Wallace added nine tackles and two pass breakups in the contest.

| | | |
|---------|---|----|
| GAME 14 | CLEMSON | 29 |
| | OHIO STATE | 23 |
| | DEC. 28, 2019 STATE FARM STADIUM • GLENDALE, ARIZ. | |

Clemson overcame a 16-point deficit and recorded the fifth-largest comeback in school history when the third-seeded Tigers defeated second-seeded Ohio State in the College Football Playoff semifinal at the 2019 Fiesta Bowl.

In the first matchup of 13-0 teams in CFP history, Ohio State ran out to a 16-0 first-half lead, but Clemson minimized the damage by holding the Buckeyes to field goals on all three red zone trips. Three Blake Haubeil field goals and a 68-yard run by J.K. Dobbins provided the 16-point margin with 7:20 remaining in the second quarter.

The game turned on a targeting penalty on Ohio State's Shaun Wade that negated a third-down stop to extend a Clemson drive. Clemson scored on the drive on an eight-yard touchdown run by running back Travis Etienne, and quarterback Trevor Lawrence cut the half-time score to 16-14 with a career-long 67-yard scoring run on the following drive.

Clemson took its first lead on a 53-yard touchdown reception by Etienne in the third quarter. The Buckeyes reclaimed the lead on a 23-yard touchdown pass to Chris Olave on fourth down in the fourth quarter. Trailing 23-21, Clemson took the ball at its own six, and Lawrence guided the Tigers 94 yards in four plays for a go-ahead touchdown pass to Etienne with 1:49 to play. Ohio State then drove to the Clemson 23, but Clemson's second interception of the game, a pick by safety Nolan Turner, sealed the victory to send the Tigers to the national championship game.

With the win, Clemson improved to 4-0 all-time against Ohio State.

| | | |
|---------|---|----|
| GAME 15 | CLEMSON | 25 |
| | LOUISIANA STATE | 42 |
| | JAN. 13, 2020 MERCEDES-BENZ SUPERDOME • NEW ORLEANS, LA. | |

No. 3 Clemson lost its first game in more than two years, falling to No. 1 LSU 42-25, in the 2020 College Football Playoff National Championship Game at the Mercedes-Benz Superdome. Clemson's seniors closed their careers at 55-4, tying the FBS record held by the 2018 Clemson and Alabama seniors.

The loss snapped Clemson's 29-game winning streak, tied for the longest in ACC history and tied for the 12th-longest in FBS history.

In the contest, running back Travis Etienne became Clemson's all-time leading rusher, passing Raymond Priestner's former mark of 3,966 yards.

Clemson struck first, with Trevor Lawrence finding the end zone on the ground. After an LSU scoring strike, kicker B.T. Potter put Clemson back on top with a career-long 52-yarder, which also marked the longest made field goal in CFP Championship Game history.

After a stop, Tee Higgins took his first career rushing attempt, a reverse from Etienne, 36 yards for a score. On that drive, Clemson went 96 yards on just four plays in taking the 17-7 lead. From there, LSU closed the first half scoring three touchdowns in the final 9:17, including a 95-yard drive that gave them a 28-17 lead heading to the half.

Clemson made a statement out of halftime, sacking Burrow on third down to end their first drive, and going 50 yards on six plays punctuated with an Etienne rushing score and an Amari Rodgers two-point conversion to climb back in it at 28-25. However, LSU scored a pair of unanswered touchdowns to take a 42-25 lead with 12:08 to play in the contest, a lead they would hold for the remainder of the game.

| GAME STATS | | | | | |
|--|----|--------|--------|----|----|
| Virginia | 7 | 0 | 7 | 3 | 17 |
| Clemson | 14 | 17 | 14 | 17 | 62 |
| CU Higgins 19 pass from Lawrence (Potter kick) 1st, 11:11, 5-80 | | | | | |
| VA Dubois 20 pass from Perkins (Delaney kick) 1st, 6:22, 12-78 | | | | | |
| CU Ross 59 pass from Lawrence (Potter kick) 1st, 4:46, 4-75 | | | | | |
| CU Potter 47 FG 2nd, 13:23, 8-53 | | | | | |
| CU Etienne 26 run (Potter kick) 2nd, 9:10, 4-68 | | | | | |
| CU Higgins 7 pass from Lawrence (Potter kick) 2nd, 0:49, 12-83 | | | | | |
| VA Jana 8 pass from Perkins (Delaney kick) 3rd, 8:21, 10-85 | | | | | |
| CU Higgins 11 pass from Lawrence (Potter kick) 3rd, 6:12, 5-75 | | | | | |
| CU Dixon 23 run (Potter kick) 3rd, 1:00, 6-49 | | | | | |
| VA Delaney 35 FG 4th, 13:11, 9-58 | | | | | |
| CU Potter 24 FG 4th, 10:45, 7-69 | | | | | |
| CU Brice 4 run (Potter kick) 4th, 8:13, 3-7 | | | | | |
| CU Mellusi 4 run (Potter kick) 4th, 1:26, 9-59 | | | | | |
| Attendance - 66,810 Weather - Clear, 51° | | | | | |
| Team Statistics | | VA | CU | | |
| First Downs | | 23 | 28 | | |
| Rushing | | 104 | 211 | | |
| Passing | | 30-48 | 21-29 | | |
| Passing Yards | | 283 | 408 | | |
| Total Offense | | 75-387 | 67-619 | | |
| Rushing (Car-Yards-TD) | | | | | |
| VA Perkins 17-58, Taulapapa 8-43, Armstrong 2-3 | | | | | |
| CU Etienne 14-114-1, Dixon 8-47-1, Lawrence 6-24, Dukes 3-10, Brice 2-8-1, Mellusi 3-7-1, Rencher 1-3 | | | | | |
| Passing (Cm-Att-Yards-I-TD) | | | | | |
| VA Perkins 27-43-266-2-2, Armstrong 2-4-15-1-0, Griffin 1-1-2-0-0 | | | | | |
| CU Lawrence 16-22-302-0-4, Brice 5-7-106-0-0 | | | | | |
| Receiving (Rec-Yards-TD) | | | | | |
| VA Dubois 10-103-1, Kemp 9-66, Jana 6-62-1, Cowley 2-10, Taulapapa 1-10, Brissett 1-3, Mitchell 1-2 | | | | | |
| CU Higgins 9-182-3, Ross 3-94-1, Swinney 3-38, Ladson Jr. 1-57, Overton 1-19, Allen 1-11, Etienne 1-9, Price 1-5, Dixon 1-7) | | | | | |

| GAME STATS | | | | | |
|---|----|--------|--------|---|----|
| Clemson | 0 | 14 | 7 | 8 | 29 |
| Ohio State | 10 | 6 | 0 | 7 | 23 |
| OSU Haubeil 21 FG 1st, 12:03, 10-71 | | | | | |
| OSU Dobbins 68 run (Haubeil kick) 1st, 8:35, 1-68 | | | | | |
| OSU Haubeil 22 FG 2nd, 14:11, 7-75 | | | | | |
| OSU Haubeil 33 FG 2nd, 7:20, 14-70 | | | | | |
| CU Etienne 8 run (Potter kick) 2nd, 2:45, 10-75 | | | | | |
| CU Lawrence 67 run (Potter kick) 2nd, 1:10, 5-83 | | | | | |
| CU Etienne 53 pass from Lawrence (Potter kick) 3rd, 7:54, 7-99 | | | | | |
| OSU Olave 23 pass from Fields (Haubeil kick) 4th, 11:46, 13-84 | | | | | |
| CU Etienne 34 pass from Lawrence (Higgins pass from Lawrence) 4th, 1:49, 4-94 | | | | | |
| Attendance - 71,330 Weather - Indoors | | | | | |
| Team Statistics | | CU | OSU | | |
| First Downs | | 21 | 28 | | |
| Rushing | | 158 | 196 | | |
| Passing | | 18-33 | 30-46 | | |
| Passing Yards | | 259 | 320 | | |
| Total Offense | | 62-417 | 85-516 | | |
| Rushing (Car-Yards-TD) | | | | | |
| CU Lawrence 16-107-1, Etienne 10-36-1, Dixon 1-17 | | | | | |
| OSU Dobbins 18-174-1, Fields 14-13, Teague 7-9 | | | | | |
| Passing (Cm-Att-Yards-I-TD) | | | | | |
| CU Lawrence 18-33-259-0-2 | | | | | |
| OSU Fields 30-46-320-2-1 | | | | | |
| Receiving (Rec-Yards-TD) | | | | | |
| CU Ross 6-47, Higgins 4-33, Etienne 3-98-2, Overton 2-30, Rodgers 1-38, Ngata 1-11, Dixon 1-2 | | | | | |
| OSU Hill 6-67, Mack 6-54, Dobbins 6-47, Wilson 4-47, Olave 3-50-1, Victor 3-38, Farrell 1-11, Ruckert 1-6 | | | | | |

| GAME STATS | | | | | |
|--|---|--------|--------|---|----|
| Clemson | 7 | 10 | 8 | 0 | 25 |
| Louisiana State | 7 | 21 | 7 | 7 | 42 |
| CU Lawrence 1 run (Potter kick) 1st, 6:34, 5-67 | | | | | |
| LSU Chase 52 pass from Burrow (York kick) 1st, 2:20, 4-70 | | | | | |
| CU Potter 52 FG 2nd, 13:43, 9-40 | | | | | |
| CU Higgins 36 run (Potter kick) 2nd, 10:38, 4-96 | | | | | |
| LSU Burrow 3 run (York kick) 2nd, 9:17, 5-75 | | | | | |
| LSU Chase 14 pass from Burrow (York kick) 2nd, 5:19, 6-87 | | | | | |
| LSU Moss 6 pass from Burrow (York kick) 2nd, 0:10, 11-95 | | | | | |
| CU Etienne 3 run (Rodgers pass from Lawrence) 3rd, 10:49, 6-50 | | | | | |
| LSU Moss 4 pass from Burrow (York kick) 3rd, 5:13, 6-68 | | | | | |
| LSU Marshall 24 pass from Burrow (York kick) 4th, 12:08, 8-57 | | | | | |
| Attendance - 76,885 Weather - Indoors | | | | | |
| Team Statistics | | CU | LSU | | |
| First Downs | | 23 | 29 | | |
| Rushing | | 160 | 165 | | |
| Passing | | 18-37 | 31-49 | | |
| Passing Yards | | 234 | 463 | | |
| Total Offense | | 65-394 | 81-628 | | |
| Rushing (Car-Yards-TD) | | | | | |
| CU Etienne 15-78-1, Lawrence 10-49-1, Higgins 1-36-1, Dixon 1-1) | | | | | |
| LSU Edwards-Helaire 16-110, Burrow 14-58-1 | | | | | |
| Passing (Cm-Att-Yards-I-TD) | | | | | |
| CU Lawrence 18-37-234-0-0 | | | | | |
| LSU Burrow 31-49-463-0-5 | | | | | |
| Receiving (Rec-Yards-TD) | | | | | |
| CU Ross 5-76, Etienne 5-36, Higgins 3-52, Galloway 2-60, Rodgers 2-8, Dixon 1-2 | | | | | |
| LSU Chase 9-221-2, Jefferson 9-106, Edwards-Helaire 5-54, Moss 5-36, Marshall 3-46 | | | | | |



2019 HONORS & AWARDS

TEAM

- AFCA Academic Achievement Award

OFFENSIVE LINE

- Joe Moore Award Semifinalist

#73 TREMAYNE ANCHRUM, OT

- First-Team All-ACC
- First-Team All-ACC (Phil Steele)
- Third-Team All-ACC (Pro Football Focus)
- ACC Offensive Lineman of the Week (vs. Boston College)
- AP All-Bowl Team

#65 MATT BOCKHORST, OG

- ACC Offensive Lineman of the Week (vs. Florida State)

#79 JACKSON CARMAN, OT

- First-Team All-ACC (Pro Football Focus)
- Second-Team All-ACC (Phil Steele)
- Third-Team All-ACC
- AP All-Bowl Team
- USA Today All-Bowl Team

#59 GAGE CERVENKA, OL

- Second-Team All-ACC
- Second-Team All-ACC (Pro Football Focus)
- Third-Team All-ACC (Phil Steele)

#13 TYLER DAVIS, DT

- First-Team Freshman All-American (247Sports)
- First-Team Freshman All-American (The Athletic)
- First-Team Freshman All-American (USA Today)
- First-Team All-ACC (Phil Steele)
- Second-Team All-ACC
- Third-Team All-ACC (Pro Football Focus)
- FWAA Freshman All-American Midseason Watch List

#9 TRAVIS ETIENNE, WR

- Doak Walker Award Semifinalist
- Maxwell Award Semifinalist
- Walter Camp Player of the Year Semifinalist
- First-Team All-American (USA Today)
- First-Team All-American (Pro Football Focus)
- Second-Team All-American (AFCA)
- Second-Team All-American (AP)
- Second-Team All-American (The Athletic)
- Second-Team All-American (FWAA)
- Second-Team All-American (Phil Steele)
- Second-Team All-American (Sporting News)
- Second-Team All-American (Sports Illustrated)
- Second-Team All-American (Walter Camp)
- ACC Player of the Year
- ACC Offensive Player of the Year
- First-Team All-ACC
- First-Team All-ACC (Phil Steele)
- First-Team All-ACC (Pro Football Focus)
- ACC Running Back of the Week (vs. Georgia Tech)
- ACC Running Back of the Week (vs. Florida State)
- ACC Running Back of the Week (at NC State)
- ACC Running Back of the Week (vs. Wake Forest)
- Walter Camp Offensive Player of the Week (vs. Georgia Tech)
- Paul Hornung Award Honor Roll (vs. Florida State)
- USA Today All-Bowl Team
- CFPA Midseason Watch List

#35 JUSTIN FOSTER, DE

- Third-Team All-ACC (Phil Steele)
- Honorable Mention All-ACC
- ACC Defensive Lineman of the Week (at Louisville)
- All-ACC Academic Team

#5 TEE HIGGINS, WR

- Second-Team All-American (USA Today)
- Honorable Mention All-American (Phil Steele)
- Honorable Mention All-American (Pro Football Focus)
- First-Team All-ACC
- First-Team All-ACC (Phil Steele)

- First-Team All-ACC (Pro Football Focus)
- ACC Championship Game Most Valuable Player
- ACC Receiver of the Week (at North Carolina)

#1 DERION KENDRICK, CB/WR

- Second-Team All-ACC
- Third-Team All-ACC (Phil Steele)

#16 TREVOR LAWRENCE, QB

- Blanchard-Rogers Trophy
- AAU James E. Sullivan Award Finalist
- Manning Award Finalist
- Davey O'Brien Award Semifinalist
- Walter Camp Player of the Year Semifinalist
- First-Team All-ACC
- First-Team All-ACC (Phil Steele)
- First-Team All-ACC (Pro Football Focus)
- ACC Quarterback of the Week (at Syracuse)
- ACC Quarterback of the Week (vs. Boston College)
- CFPA Midseason Watch List
- CFPA National Performer of the Week (vs. Virginia)
- Davey O'Brien Great 8 List (at NC State)
- Davey O'Brien Great 8 List (vs. Wake Forest)
- Fiesta Bowl Offensive MVP
- All-ACC Academic Team

#71 JORDAN McFADDEN, OT

- Second-Team All-ACC (Pro Football Focus)

#19 TANNER MUSE, S

- Jim Thorpe Award Semifinalist
- Second-Team All-American (Pro Football Focus)
- Third-Team All-American (AP)
- Third-Team All-American (Phil Steele)
- First-Team All-ACC
- First-Team All-ACC (Phil Steele)
- First-Team All-ACC (Pro Football Focus)

#14 DIONDRE OVERTON, WR

- ACC Receiver of the Week (vs. Boston College)
- All-ACC Academic Team

#58 PATRICK PHIBBS, LS

- Patrick Mannelly Award Watch List
- Burlsworth Trophy Nominee

#44 NYLES PINCKNEY, DT

- Third-Team All-ACC

#76 SEAN POLLARD, OL

- William V. Campbell Trophy Semifinalist
- Second-Team All-ACC
- Second-Team All-ACC (Phil Steele)
- Second-Team All-ACC (Pro Football Focus)
- All-ACC Academic Team

#3 AMARI RODGERS, WR

- Honorable Mention All-ACC (Wide Receiver)
- Honorable Mention All-ACC (All-Purpose)

#8 JUSTYN ROSS, WR

- Third-Team All-ACC (Phil Steele)
- Third-Team All-ACC (Pro Football Focus)
- Honorable Mention All-ACC

CO-OFFENSIVE COORDINATOR JEFF SCOTT

- Broyles Award Semifinalist

#11 ISAIAH SIMMONS, LB

- Unanimous All-American
- Butkus Award
- Nagurski Trophy Finalist
- Bednarik Award Finalist
- Lott IMPACT Trophy Finalist
- Walter Camp Player of the Year Semifinalist
- First-Team All-American (AFCA)
- First-Team All-American (AP)

- First-Team All-American (The Athletic)
- First-Team All-American (ESPN)
- First-Team All-American (FWAA)
- First-Team All-American (Phil Steele)
- First-Team All-American (Rivals)
- First-Team All-American (Sporting News)
- First-Team All-American (Sports Illustrated)
- First-Team All-American (Walter Camp)
- First-Team All-American (USA Today)
- ACC Defensive Player of the Year
- First-Team All-ACC
- First-Team All-ACC (Phil Steele)
- First-Team All-ACC (Pro Football Focus)
- Walter Camp Defensive Player of the Week (at Syracuse)
- Walter Camp Defensive Player of the Week (at South Carolina)
- Lott IMPACT Trophy Player of the Week (at Syracuse)
- ACC Linebacker of the Week (at Syracuse)
- USA Today All-Bowl Team

#74 JOHN SIMPSON, OG

- Consensus All-American
- Outland Trophy Semifinalist
- First-Team All-American (AFCA)
- First-Team All-American (ESPN)
- First-Team All-American (FWAA)
- First-Team All-American (Phil Steele)
- First-Team All-American (Sporting News)
- First-Team All-American (Walter Camp)
- Second-Team All-American (AP)
- Second-Team All-American (The Athletic)
- First-Team All-ACC
- First-Team All-ACC (Phil Steele)
- Third-Team All-ACC (Pro Football Focus)
- ACC Offensive Lineman of the Week (vs. Texas A&M)
- ACC Offensive Lineman of the Week (at Syracuse)
- ACC Offensive Lineman of the Week (at NC State)

#47 JAMES SKALSKI, LB

- Honorable Mention All-ACC (Pro Football Focus)
- All-ACC Academic Team

#43 CHAD SMITH, LB

- Fiesta Bowl Defensive MVP
- All-ACC Academic Team

#48 WILL SPIERS, P

- All-ACC Academic Team

HEAD COACH DABO SWINNEY

- AFCA Good Works Team Honorary Coach
- Paul "Bear" Bryant Award Finalist
- Bobby Dodd Coach of the Year Finalist
- Eddie Robinson Coach of the Year Finalist
- George Munger Coach of the Year Semifinalist
- AFCA FBS Region 1 Coach of the Year

#8 A.J. TERRELL, CB

- Honorable Mention All-American (Phil Steele)
- First-Team All-ACC
- First-Team All-ACC (Phil Steele)
- Second-Team All-ACC (Pro Football Focus)

#3 XAVIER THOMAS, DE

- Third-Team All-ACC

#12 K'VON WALLACE, S

- Second-Team All-ACC (Pro Football Focus)
- Third-Team All-ACC
- Third-Team All-ACC (Phil Steele)
- ACC Defensive Back of the Week (vs. Texas A&M)
- All-ACC Academic Team

2019 SENIORS & PRO SIGNEES

#73 TREMAYNE ANCHRUM, OT

| Year | G-S | Snaps |
|---------------|--------------|-------------|
| 2016 | 11-1 | 292 |
| 2017 | 14-6 | 577 |
| 2018 | 15-15 | 805 |
| 2019 | 15-15 | 842 |
| Totals | 55-37 | 2516 |

#87 J.L. BANKS, TE

| Year | G-S | Snaps | Rec | Yds | Avg | TD | LG |
|------|-----|-------|-----|-----|-----|----|----|
| 2019 | 8-0 | 84 | 1 | 5 | 5.0 | 0 | 5 |

#7 CHASE BRICE, QB

| Passing | | | | | | | | | | | | |
|---------------|-------------|------------|-----------------|-------------|----------|-----------|-------------|------------|-------------|-------------|--------------|--|
| Year | G-S | Snaps | C-A-I | Yds | TD | LG | Pct | Y/A | Y/C | Y/G | Eff | |
| 2018 | 12-0 | 174 | 32-51-3 | 442 | 5 | 61 | 62.7 | 8.7 | 13.8 | 36.8 | 156.1 | |
| 2019 | 13-0 | 210 | 50-85-1 | 581 | 4 | 57 | 58.8 | 6.8 | 11.6 | 44.7 | 129.4 | |
| Totals | 25-0 | 384 | 82-136-4 | 1023 | 9 | 61 | 60.3 | 7.5 | 12.5 | 40.9 | 139.4 | |

Rushing & Total Offense

| Year | Car | Yds | Y/C | TD | LG | PL | Tot | TDR | Y/G | |
|---------------|-----------|------------|------------|------------|----------|-----------|------------|-------------|-----------|-------------|
| 2018 | 16 | 93 | 5.8 | 7.8 | 0 | 28 | 67 | 535 | 5 | 44.6 |
| 2019 | 14 | 94 | 6.7 | 7.2 | 1 | 18 | 99 | 675 | 5 | 51.9 |
| Totals | 30 | 187 | 6.2 | 7.5 | 1 | 28 | 166 | 1210 | 10 | 48.4 |

#59 GAGE CERVENKA, OL

| Year | G-S | Snaps |
|---------------|--------------|-------------|
| 2016 | 6-0 | 61 |
| 2017 | 10-0 | 101 |
| 2018 | 15-8 | 549 |
| 2019 | 15-15 | 768 |
| Totals | 46-23 | 1479 |

#18 T.J. CHASE, WR

| Year | G-S | Snaps | Rec | Yds | Avg | TD | LG |
|---------------|-------------|------------|-----------|------------|------------|----------|-----------|
| 2017 | 14-0 | 170 | 5 | 35 | 7.0 | 1 | 13 |
| 2018 | 15-0 | 178 | 13 | 101 | 7.8 | 2 | 20 |
| 2019 | 12-0 | 177 | 7 | 70 | 10.0 | 0 | 15 |
| Totals | 41-0 | 525 | 25 | 206 | 8.2 | 3 | 20 |

#9 BRIAN DAWKINS JR., DB

| Year | G-S | Snaps | Hit | Ast | Tot | TFL | Sacks | Int | QP | PBU | CF-RF |
|---------------|-------------|-----------|----------|----------|----------|------------|------------|----------|----------|----------|------------|
| 2017 | 1-0 | 0 | 0 | 0 | 0 | 0-0 | 0-0 | 0 | 0 | 0 | 0-0 |
| 2018 | 2-0 | 3 | 0 | 0 | 0 | 0-0 | 0-0 | 0 | 0 | 0 | 0-0 |
| 2019 | 7-0 | 13 | 1 | 0 | 1 | 0-0 | 0-0 | 0 | 0 | 0 | 0-0 |
| Totals | 10-0 | 16 | 1 | 0 | 1 | 0-0 | 0-0 | 0 | 0 | 0 | 0-0 |

#83 CARTER GROOMES, WR

| Year | G-S | Snaps | Rec | Yds | Avg | TD | LG |
|---------------|-------------|-----------|----------|-----------|------------|----------|----------|
| 2017 | 3-0 | 14 | 1 | 7 | 7.0 | 0 | 7 |
| 2018 | 5-0 | 30 | 0 | 0 | --- | 0 | --- |
| 2019 | 9-0 | 41 | 1 | 8 | 8.0 | 0 | 8 |
| Totals | 17-0 | 85 | 2 | 15 | 7.5 | 0 | 8 |

#5 TEE HIGGINS, WR

| Year | G-S | Snaps | Rec | Yds | Avg | TD | LG | Car | Yds | TD | LG |
|---------------|--------------|-------------|------------|-------------|-------------|-----------|-----------|----------|-----------|----------|-----------|
| 2017 | 13-0 | 179 | 17 | 345 | 20.3 | 2 | 78 | 0 | 0 | 0 | --- |
| 2018 | 15-15 | 550 | 59 | 936 | 15.9 | 12 | 64 | 0 | 0 | 0 | --- |
| 2019 | 15-15 | 548 | 59 | 1167 | 19.8 | 13 | 65 | 1 | 36 | 1 | 36 |
| Totals | 43-30 | 1277 | 135 | 2448 | 18.1 | 27 | 78 | 1 | 36 | 1 | 36 |

#48 LANDON HOLDEN, LB

| Year | G-S | Snaps | Hit | Ast | Tot | TFL | Sacks | Int | QP | PBU | CF-RF |
|------|-----|-------|-----|-----|-----|-----|-------|-----|----|-----|-------|
| 2019 | 6-0 | 2 | 1 | 1 | 2 | 0-0 | 0-0 | 0-0 | 0 | 0 | 0-0 |

#14 DENZEL JOHNSON, S

| Year | G-S | Snaps | Hit | Ast | Tot | TFL | Sacks | Int | QP | PBU | CF-RF |
|---------------|-------------|------------|-----------|-----------|------------|------------|------------|------------|----------|----------|------------|
| 2016 | 13-0 | 54 | 6 | 3 | 9 | 0-0 | 0-0 | 0 | 0 | 0 | 0-1 |
| 2017 | 12-0 | 53 | 7 | 0 | 7 | 1-2 | 0-0 | 0 | 0 | 1 | 0-0 |
| 2018 | 15-0 | 378 | 28 | 12 | 40 | 2-7 | 0-0 | 0 | 0 | 3 | 0-0 |
| 2019 | 14-1 | 328 | 30 | 14 | 44 | 0-5 | 0-0 | 1-6 | 0 | 1 | 1-0 |
| Totals | 54-1 | 813 | 71 | 29 | 100 | 3-5 | 0-0 | 1-6 | 0 | 5 | 1-1 |

#22 XAVIER KELLY, DL

| Year | G-S | Snaps | Hit | Ast | Tot | TFL | Sacks | Int | QP | PBU | CF-RF |
|---------------|-------------|------------|-----------|-----------|-----------|------------|------------|------------|----------|----------|------------|
| 2017 | 8-0 | 76 | 7 | 1 | 8 | 1-2 | 1-2 | 0-0 | 0 | 0 | 0-0 |
| 2018 | 10-0 | 93 | 6 | 3 | 9 | 1-12 | 1-12 | 0-0 | 0 | 0 | 1-0 |
| 2019 | 10-0 | 87 | 2 | 7 | 9 | 0-5 | 0-5 | 0-0 | 2 | 0 | 0-1 |
| Totals | 28-0 | 256 | 15 | 11 | 26 | 2-5 | 2-5 | 0-0 | 2 | 0 | 1-1 |

#19 TANNER MUSE, S

| Year | G-S | Snaps | Hit | Ast | Tot | TFL | Sacks | Int | QP | PBU | CF-RF |
|---------------|--------------|-------------|------------|-----------|------------|--------------|-------------|--------------|----------|-----------|------------|
| 2016 | 15-0 | 106 | 19 | 5 | 24 | 0-0 | 0-0 | 1-64 | 0 | 1 | 0-0 |
| 2017 | 14-9 | 482 | 37 | 27 | 64 | 2-6 | 0-0 | 1 | 4 | 0 | 1-0 |
| 2018 | 15-15 | 664 | 45 | 31 | 76 | 2-12 | 2-11 | 2-25 | 3 | 5 | 1-0 |
| 2019 | 15-15 | 669 | 51 | 22 | 73 | 6-22 | 2-16 | 4-13 | 2 | 5 | 0-0 |
| Totals | 59-39 | 1921 | 152 | 85 | 237 | 10-54 | 4-27 | 7-102 | 6 | 15 | 1-1 |

#14 DIONDRE OVERTON, WR

| Year | G-S | Snaps | Rec | Yds | Avg | TD | LG | Car | Yds | TD | LG |
|---------------|-------------|-------------|-----------|------------|-------------|----------|-----------|----------|----------|----------|----------|
| 2016 | 8-0 | 107 | 2 | 48 | 24.0 | 1 | 45 | 0 | 0 | 0 | --- |
| 2017 | 14-0 | 236 | 14 | 178 | 12.7 | 0 | 33 | 0 | 0 | 0 | --- |
| 2018 | 14-0 | 252 | 14 | 199 | 14.2 | 3 | 61 | 1 | 3 | 0 | 3 |
| 2019 | 15-5 | 426 | 22 | 352 | 16.0 | 3 | 63 | 0 | 0 | 0 | --- |
| Totals | 51-5 | 1021 | 52 | 777 | 14.9 | 7 | 63 | 1 | 3 | 0 | 3 |

#58 PATRICK PHIBBS, LS

| Year | G-S |
|---------------|-------------|
| 2017 | 14-0 |
| 2018 | 15-0 |
| 2019 | 15-0 |
| Totals | 44-0 |

#76 SEAN POLLARD, OL

| Year | G-S | Snaps |
|---------------|--------------|-------------|
| 2016 | 12-7 | 584 |
| 2017 | 14-9 | 510 |
| 2018 | 14-7 | 508 |
| 2019 | 15-15 | 726 |
| Totals | 55-38 | 2328 |

#34 LOGAN RUDOLPH, DE

| Year | G-S | Snaps | Hit | Ast | Tot | TFL | Sacks | Int | QP | PBU | CF-RF |
|---------------|-------------|------------|-----------|-----------|-----------|-------------|------------|------------|----------|----------|------------|
| 2017 | 2-0 | 26 | 3 | 0 | 3 | 1-1 | 0-0 | 0-0 | 0 | 0 | 0-0 |
| 2018 | 14-0 | 141 | 5 | 8 | 13 | 1-1 | 0-0 | 0-0 | 0 | 0 | 0-0 |
| 2019 | 15-9 | 403 | 15 | 11 | 26 | 5-13 | 1-2 | 0-0 | 3 | 1 | 0-1 |
| Totals | 31-9 | 570 | 23 | 19 | 42 | 7-15 | 1-2 | 0-0 | 3 | 1 | 0-1 |

#98 STEVEN SAWICKI, PK/P

| Year | G-S | 11-29 | 30-39 | 40-49 | 50+ | Total | HB | LG | PAT | Pts |
|---------------|-------------|------------|------------|------------|------------|------------|----------|-----------|------------|----------|
| 2018 | 2-0 | 0-0 | 0-0 | 0-0 | 0-0 | 0-0 | 0 | --- | 0-0 | 0 |
| 2019 | 9-0 | 1-1 | 0-0 | 0-1 | 0-0 | 1-2 | 0 | 26 | 6-6 | 9 |
| Totals | 11-0 | 1-1 | 0-0 | 0-1 | 0-0 | 1-2 | 0 | 26 | 6-6 | 9 |

#11 ISAIAH SIMMONS, S/LB

| Year | G-S | Snaps | Hit | Ast | Tot | TFL | Sacks | Int | QP | PBU | CF-RF |
|---------------|--------------|-------------|------------|-----------|------------|---------------|--------------|-------------|-----------|-----------|------------|
| 2017 | 14-0 | 258 | 32 | 17 | 49 | 3-9 | 1-6 | 0-0 | 0 | 5 | 1-0 |
| 2018 | 15-14 | 780 | 74 | 23 | 97 | 5-33 | 1-5-2 | 1-27 | 2 | 7 | 3-0 |
| 2019 | 15-15 | 818 | 81 | 26 | 107 | 16-90 | 8-52 | 3-42 | 15 | 10 | 1-1 |
| Totals | 44-29 | 1856 | 187 | 66 | 253 | 28-132 | 10-50 | 4-69 | 17 | 22 | 5-1 |

#74 JOHN SIMPSON, OL

| Year | G-S | Snaps |
|---------------|--------------|-------------|
| 2016 | 9-0 | 160 |
| 2017 | 12-0 | 300 |
| 2018 | 15-15 | 858 |
| 2019 | 14-14 | 725 |
| Totals | 50-29 | 2043 |

#43 CHAD SMITH, LB

| Year | G-S | Snaps | Hit | Ast | Tot | TFL | Sacks | Int | QP | PBU | CF-RF |
|---------------|--------------|------------|-----------|-----------|------------|--------------|-------------|-------------|-----------|----------|------------|
| 2016 | 15-0 | 20 | 11 | 8 | 19 | 0-0 | 0-0 | 0-0 | 0 | 0 | 0-0 |
| 2017 | 13-0 | 133 | 15 | 5 | 20 | 3-6 | 0-5 | 0-0 | 3 | 1 | 1-0 |
| 2018 | 15-0 | 127 | 20 | 15 | 35 | 2-8 | 1-6 | 0-0 | 3 | 0 | 0-1 |
| 2019 | 15-14 | 583 | 44 | 36 | 80 | 5-41 | 3-5-7 | 1-10 | 8 | 0 | 2-1 |
| Totals | 58-14 | 863 | 90 | 64 | 154 | 10-55 | 5-44 | 1-10 | 14 | 1 | 3-2 |

#8 A.J. TERRELL, CB

| Year | G-S | Snaps | Hit | Ast | Tot | TFL | Sacks | Int | QP | PBU | CF-RF |
|---------------|--------------|-------------|-----------|-----------|------------|-------------|--------------|--------------|----------|-----------|------------|
| 2017 | 14-0 | 237 | 12 | 3 | 15 | 1-2 | 0-0 | 1-13 | 0 | 6 | 0-0 |
| 2018 | 15-15 | 805 | 42 | 11 | 53 | 2-6 | 0-0 | 3-95 | 0 | 7 | 2-0 |
| 2019 | 15-15 | 785 | 34 | 5 | 39 | 0-5-4 | 0-5-4 | 2-65 | 4 | 7 | 0-0 |
| Totals | 44-30 | 1827 | 88 | 19 | 107 | 3-12 | 0-5-4 | 6-160 | 4 | 20 | 2-0 |

#37 TYLER TRAYNHAM, RB

| Year | G-S | Snaps | Car | Yds | Avg | TD | LG | Rec | Yds | TD |
|------|-----|-------|-----|-----|-----|----|-----|-----|-----|----|
| 2019 | 3-0 | 1 | 0 | 0 | --- | 0 | --- | 0 | 0 | 0 |

2019 ACC FOOTBALL

ATLANTIC DIVISION STANDINGS

| Rk | Team | ACC | | | | Overall | | | | |
|----|----------------|-----|---------|-----|-----|---------|---------|-----|-----|-----|
| | | W-L | Score | H | R | W-L | Score | H | R | N |
| 1. | Clemson | 8-0 | 370-84 | 4-0 | 4-0 | 14-1 | 659-203 | 7-0 | 5-0 | 2-1 |
| 2. | Louisville | 5-3 | 282-305 | 3-1 | 2-2 | 8-5 | 430-434 | 4-2 | 2-3 | 2-0 |
| 3. | Wake Forest | 4-4 | 241-270 | 3-1 | 1-3 | 8-5 | 414-378 | 6-1 | 2-3 | 0-1 |
| | Boston College | 4-4 | 265-263 | 2-2 | 2-2 | 6-7 | 377-418 | 3-3 | 3-3 | 0-1 |
| | Florida State | 4-4 | 207-210 | 3-1 | 1-3 | 6-7 | 363-362 | 5-2 | 1-4 | 0-1 |
| 6. | Syracuse | 2-6 | 202-269 | 1-3 | 1-3 | 5-7 | 339-368 | 3-3 | 2-4 | 0-0 |
| 7. | NC State | 1-7 | 129-288 | 1-3 | 0-4 | 4-8 | 265-361 | 4-3 | 0-5 | 0-0 |

COASTAL DIVISION STANDINGS

| Rk | Team | ACC | | | | Overall | | | | |
|----|----------------|-----|---------|-----|-----|---------|---------|-----|-----|-----|
| | | W-L | Score | H | R | W-L | Score | H | R | N |
| 1. | Virginia | 6-2 | 194-173 | 4-0 | 2-2 | 9-5 | 449-380 | 7-0 | 2-3 | 0-2 |
| 2. | Virginia Tech | 5-3 | 196-237 | 3-1 | 2-2 | 8-5 | 401-321 | 6-1 | 2-3 | 0-1 |
| 3. | Pittsburgh | 4-4 | 269-211 | 1-3 | 3-1 | 8-5 | 275-292 | 4-3 | 3-2 | 1-0 |
| | North Carolina | 4-4 | 216-289 | 2-2 | 2-2 | 7-6 | 430-308 | 3-3 | 2-3 | 2-0 |
| | Miami (Fla.) | 4-4 | 197-144 | 2-2 | 2-2 | 6-7 | 334-263 | 4-2 | 2-3 | 0-2 |
| 6. | Duke | 3-5 | 176-268 | 2-2 | 1-3 | 5-7 | 303-350 | 3-3 | 2-3 | 0-1 |
| 7. | Georgia Tech | 2-6 | 264-236 | 1-3 | 1-3 | 3-9 | 200-389 | 2-5 | 1-4 | 0-0 |

2019 ACC HONORS & AWARDS

FIRST-TEAM OFFENSE

| Pos. | Player | Team | Pts |
|------|------------------|----------------|-----|
| WR | Sage Surratt | Wake Forest | 167 |
| WR | Tee Higgins | Clemson | 153 |
| WR | Tutu Atwell | Louisville | 153 |
| TE | Brevin Jordan | Miami (Fla.) | 115 |
| OT | Tremayne Anchrum | Clemson | 136 |
| OT | Mekhi Becton | Louisville | 126 |
| OG | John Simpson | Clemson | 160 |
| OG | John Phillips | Boston College | 114 |
| C | Jimmy Morrissey | Pittsburgh | 92 |
| QB | Trevor Lawrence | Clemson | 150 |
| RB | Travis Etienne | Clemson | 176 |
| RB | AJ Dillon | Boston College | 168 |
| AP | Joe Reed | Virginia | 142 |

SECOND-TEAM OFFENSE

| Pos. | Player | Team | Pts |
|------|------------------|----------------|-----|
| WR | Dazz Newsome | North Carolina | 96 |
| WR | Tamorrion Terry | Florida State | 90 |
| WR | Trishton Jackson | Syracuse | 86 |
| TE | Noah Gray | Duke | 75 |
| OT | Charlie Heck | North Carolina | 117 |
| OT | Ben Petrula | Boston College | 85 |
| OG | Gage Cervenka | Clemson | 103 |
| OG | Zion Johnson | Boston College | 98 |
| C | Sean Pollard | Clemson | 90 |
| QB | Bryce Perkins | Virginia | 102 |
| RB | Cam Akers | Florida State | 123 |
| RB | Javian Hawkins | Louisville | 103 |
| AP | Hassan Hall | Louisville | 59 |

THIRD-TEAM OFFENSE

| Pos. | Player | Team | Pts |
|------|-----------------|----------------|-----|
| WR | Kendall Hinton | Wake Forest | 64 |
| WR | Maurice Ffrench | Pittsburgh | 61 |
| WR | Dyami Brown | North Carolina | 57 |
| TE | Hunter Long | Boston College | 63 |
| OT | Justin Herron | Wake Forest | 83 |
| OT | Jackson Carman | Clemson | 52 |
| OG | Bryce Hargrove | Pittsburgh | 88 |
| OG | Nathan Gilliam | Wake Forest | 81 |
| C | Alec Lindstrom | Boston College | 72 |
| QB | Sam Howell | North Carolina | 76 |
| RB | Jordan Mason | Georgia Tech | 42 |
| RB | Michael Carter | North Carolina | 39 |
| AP | Maurice Ffrench | Pittsburgh | 34 |

FIRST-TEAM SPECIALISTS

| Pos. | Player | Team | Pts |
|------|---------------------|-------------|-----|
| PK | Nick Sciba | Wake Forest | 156 |
| P | Sterling Hofrichter | Syracuse | 103 |
| SP | Joe Reed | Virginia | 156 |

SECOND-TEAM SPECIALISTS

| Pos. | Player | Team | Pts |
|------|------------------------|-------------|-----|
| PK | Christopher Dunn | NC State | 87 |
| P | Dom Maggio | Wake Forest | 76 |
| SP | Damond Philyaw-Johnson | Duke | 69 |

THIRD-TEAM SPECIALISTS

| Pos. | Player | Team | Pts |
|------|--------------|------------|-----|
| PK | Andre Szmyt | Syracuse | 59 |
| P | Trenton Gill | NC State | 61 |
| SP | Hassan Hall | Louisville | 68 |

| Accomplishment | Player | Team |
|-------------------------------------|-------------------|----------------|
| Champion | | Clemson |
| Player-of-the-Year | Travis Etienne | Clemson |
| Offensive Player-of-the-Year | Travis Etienne | Clemson |
| Defensive Player-of-the-Year | Isaiah Simmons | Clemson |
| Rookie-of-the-Year | Sam Howell | North Carolina |
| Offensive Rookie-of-the-Year | Sam Howell | North Carolina |
| Defensive Rookie-of-the-Year | Gregory Rousseau | Miami (Fla.) |
| Coach-of-the-Year | Scott Satterfield | Louisville |
| Jacobs Blocking Trophy | Mekhi Becton | Louisville |
| Brian Piccolo Award | Richard Yeargin | Boston College |
| Jim Tatum Award | Jordan Mack | Virginia |

FIRST-TEAM DEFENSE

| Pos. | Player | Team | Pts |
|------|----------------------|----------------|-----|
| DE | Gregory Rousseau | Miami (Fla.) | 152 |
| DE | Carlos Basham | Wake Forest | 142 |
| DT | Jaylen Twyman | Pittsburgh | 146 |
| DT | Marvin Wilson | Florida State | 136 |
| LB | Isaiah Simmons | Clemson | 157 |
| LB | Chazz Surratt | North Carolina | 144 |
| LB | Shaquille Quarterman | Miami (Fla.) | 129 |
| CB | Caleb Farley | Virginia Tech | 136 |
| CB | A.J. Terrell | Clemson | 100 |
| S | Paris Ford | Pittsburgh | 130 |
| S | Tanner Muse | Clemson | 122 |

SECOND-TEAM DEFENSE

| Pos. | Player | Team | Pts |
|------|--------------------|----------------|-----|
| DE | Patrick Jones II | Pittsburgh | 103 |
| DE | Victor Dimukeje | Duke | 88 |
| DT | Larrell Murchison | NC State | 89 |
| DT | Tyler Davis | Clemson | 79 |
| LB | Rayshard Ashby | Virginia Tech | 120 |
| LB | Max Richardson | Boston College | 90 |
| LB | Michael Pinckney | Miami (Fla.) | 55 |
| CB | Dane Jackson | Pittsburgh | 87 |
| CB | Derion Kendrick | Clemson | 77 |
| S | Hamsah Nasirildeen | Florida State | 102 |
| S | Andre Cisco | Syracuse | 99 |

THIRD-TEAM DEFENSE

| Pos. | Player | Team | Pts |
|------|-------------------|----------------|-----|
| DE | Xavier Thomas | Clemson | 49 |
| DE | Chris Rumph II | Duke | 38 |
| DT | Jason Strowbridge | North Carolina | 60 |
| DT | Nyles Pinckney | Clemson | 59 |
| LB | Jordan Mack | Virginia | 53 |
| LB | Lakiem Williams | Syracuse | 51 |
| LB | Koby Quansah | Duke | 49 |
| CB | Asante Samuel Jr. | Florida State | 74 |
| CB | Essang Bassey | Wake Forest | 61 |
| S | K'Von Wallace | Clemson | 80 |
| S | Joey Blount | Virginia | 38 |



CLEMSON CAPTURED ITS FIFTH ACC CHAMPIONSHIP GAME VICTORY IN A ROW IN THE 2019 SEASON.



OFFENSIVE TEAM RECORDS

TEAM

WINS

Season: 15*, 2018
Home: 7, 1987, 2011, 2014, 2015, 2017, 2018, 2019
Road: 5, many (last in 2019)
Away From Home: 8, 2016, 2018
Conference: 8, 2015, 2018, 2019
Vs. ACC Teams: 9, 2015, 2018, 2019
By 1-7 Points: 7, 2016
By 14+ Points: 13, 2018
Without Trailing: 11, 2019
Vs. Top-25 Teams: 6, 2017
By a Class: 55, Seniors of 2018, 2019
Win % By Class: 93.2 (55-4), Seniors of 2018, 2019

TOTAL OFFENSE

PLAYS

Game: 102 vs. NC State, 11-17-2012 (58 rush, 44 pass)
Season: 1,221, 2016
Per Game: 81.7, 2012 (1,062 in 13 games)

YARDS

Half: 487 vs. Duke, 11-3-2012 (1st)
Game: 756 vs. Wake Forest, 10-31-1981
Season: 7,931*, 2019
Per Game: 528.7, 2019 (7,931 in 15 games)
400-Yard Games: 15, 2018
500-Yard Games: 12, 2015
600-Yard Games: 5, 2019
700-Yard Games: 2, 2012

YARDS PER PLAY

Game: 11.6 vs. Louisville, 11-3-2018 (57-661)
Season: 7.4, 2019 (1075-7931)

RUSHING

CARRIES

Game: 78 vs. Duke, 10-20-1979
Season: 741, 1978
Per Game: 61.8, 1978 (741 in 12 games)

RUSHING YARDS

Game: 615 vs. Georgia Tech, 10-17-1903
Modern: 536 vs. Wake Forest, 10-31-1981
Season: 3,723, 2018
Per Game: 289.1, 1978 (3,469 in 12 games)
200-Yard Games: 11, 1978, 1986, 2015
300-Yard Games: 5, 1978, 2018

YARDS PER CARRY

Game: 13.3 vs. Louisville, 11-3-2018 (37-492)
Season: 6.6, 2018 (568-3723)

PASSING

MOST ATTEMPTS

Game: 70 vs. Pittsburgh, 11-12-2016
Season: 629, 2016
Per Game: 41.9, 2016 (629 in 15 games)

FEWEST ATTEMPTS

Game: 0 vs. South Carolina, 10-25-1956
Season: 65, 1938
Per Game: 7.2, 1938 (65 in 9 games)

MOST COMPLETIONS

Game: 52 vs. Pittsburgh, 11-12-2016
Season: 422*, 2016
Per Game: 28.1, 2016 (422 in 15 games)

FEWEST COMPLETIONS

Game: 0 vs. many (last vs. Virginia Tech, 11-3-1956)
Season: 21, 1944
Per Game: 2.3, 1944 (21 in 9 games)

YARDS PER ATTEMPT

Game (min 15): 18.20 vs. Duke, 10-19-1963 (20-364)
Season: 9.79, 1950 (126-1233)

YARDS PER COMPLETION

Game (min 10): 28.0 vs. Duke, 10-19-1963 (13-364)
Season: 23.3, 1950 (53-1233)

LOWEST INTERCEPTION PERCENTAGE

Game: 0.0 vs. Alabama, 1-9-2017 (57 attempts)
Season: 1.3, 2007 (6-455)
Per Game: 0.3, 1988 (4 in 12 games)

MOST PASSING YARDS

Game: 580* vs. Pittsburgh, 11-12-2016
Season: 5,009*, 2016
Per Game: 333.9, 2016 (5,009 in 15 games)
200-Yard Games: 15, 2016
300-Yard Games: 13, 2016

FEWEST PASSING YARDS

Game: 0 vs. many (last vs. Virginia Tech, 11-3-1956)
Season: 346, 1956
Per Game: 31.5, 1956 (346 in 11 games)

COMPLETION PERCENTAGE

Game (min 15 att): 88.2 vs. The Citadel, 9-16-1978 (15-17)
Game (min 20 att): 85.2 vs. NC State, 2001 (23-27); Central Michigan, 2007 (23-27)
Season: 69.2, 2013 (341-493)

PASSING EFFICIENCY

Game (min 15 att): 262.9 vs. Furman, 9-15-2007 (18-22-317-0-4)
Season: 164.2, 2013 (341-493-4330-12-39)

PASSES HAD INTERCEPTED

Game: 7 vs. South Carolina, 10-25-1945
Season: 24, 1969
Per Game: 2.4, 1969 (24 in 10 games)

SCORING

TOUCHDOWNS

Game: 12* vs. Wake Forest, 10-31-1981
Season: 90, 2018
Per Game: 6.0, 2018 (90 in 15 games)

TOUCHDOWNS RUSHING

Game: 11 vs. Presbyterian College, 9-25-1948
Season: 49, 2018
Per Game: 3.5, 1950 (35 in 10 games)

TOUCHDOWNS PASSING

Game: 6 vs. Central Michigan, 10-20-2007; Duke, 11-3-2012; The Citadel, 11-23-2013; North Carolina, 9-27-2014; South Carolina, 11-26-2016
Season: 45*, 2016
Per Game: 3.1, 2012 (40 in 13 games)

TOUCHDOWNS BY RETURN

Game: 3 vs. Georgia, 11-7-1914 (3 PR)
Modern: 2 vs. many (last vs. SC State, 9-7-2013 (2 IR))
Season: 7, 1990 (4 INT, 2 KOR, 1 FR); 2009 (4 KOR, 2 PR, 1 IR)
Per Game: 0.6, 1990 (7 in 12 games)

TOUCHDOWNS BY PUNT RETURN

Game: 3 vs. Georgia, 11-7-1914
Season: 3, 1914 (modern mark - 2 in 1938, 48, 54, 70, 87, 09)
Per Game: 0.2, 1938 (2 in 9 games)

TOUCHDOWNS BY KICKOFF RETURN

Game: 2 vs. Florida State, 9-25-2004
Season: 4, 2009
Per Game: 0.3, 2009 (4 in 14 games)

TOUCHDOWNS BY INTERCEPTION RETURN

Game: 2 vs. Wake Forest, 10-12-1940; SC State, 9-7-2013
Season: 4, 1990
Per Game: 0.3, 1940 (3 in 9 games); 1990 (4 in 12 games)

TOUCHDOWNS BY FUMBLE RETURN

Game: 1 vs. many
Season: 2, 1996, 1998, 2006, 2013

POINTS

Game: 122 vs. Guilford, 10-5-1901
ACC Game: 82 vs. Wake Forest, 10-31-1981
Season: 664, 2018
Per Game: 44.3, 2018 (664 in 15 games)

HIGHEST SCORES

30-Point Games: 12, 2015, 2016, 2018
40-Point Games: 10, 2019
50-Point Games: 7, 2019

SCORING MARGIN

Game: +122 (122-0) vs. Guilford, 10-5-1901
Season/Game: +35.3 in 1900
Modern: +31.1 in 2018

FIELD GOALS

Game: 6 vs. Texas A&M, 9-3-2005; Boston College, 9-19-2009
Season: 28*, 2015
Per Game: 2.1, 1980 (23 in 11 games)

FIELD-GOAL ATTEMPTS

Game: 6 vs. Georgia, 9-17-1983; NC State, 10-26-1991; Maryland, 11-14-1992; Texas A&M, 9-3-2005; NC State, 9-22-2007; Boston College, 9-19-2009
Season: 36, 2007
Per Game: 2.8, 2007 (36 in 13 games)

FIELD-GOAL PERCENTAGE

Game: 100.0 vs. Texas A&M, 9-3-2005 (6-6); Boston College, 9-19-2009 (6-6)
Season: 94.4, 1984 (17-18)

EXTRA POINTS MADE

Game: 11 vs. Louisville, 11-3-2018
Season: 88, 2018

EXTRA POINTS ATTEMPTED

Game: 12 vs. Wake Forest, 10-31-1981
Season: 90, 2018

EXTRA-POINT PERCENTAGE

Game: 100.0 vs. many
Season: 100.0, 2007 (50-50)

SPECIAL TEAMS

PUNTS

Game: 18 vs. Furman, 11-24-1932
Season: 91, 1939
Per Game: 10.0, 1945 (90 in 9 games)

PUNTING YARDS

Game: 546 vs. Virginia Tech, 9-12-1998
Season: 3,731, 1939
Per Game: 373.1, 1939 (3,731 in 10 games)

PUNTING AVERAGE

Game (min. 3): 56.7* vs. Wake Forest, 11-1-1986 (3-170)
Season: 44.0, 1984 (56-2463)

PUNT RETURNS

Game: 11* vs. George Washington, 10-31-1941; Georgia Tech, 9-26-1987
Season: 53, 1945, 1987
Per Game: 5.8, 1941 (52 in 9 games)

PUNT RETURN YARDS

Game: 227 vs. Georgia Tech, 9-26-1987
Season: 720, 1987
Per Game: 64.8, 1938 (584 in 9 games)

PUNT RETURN AVERAGE

Game (min. 3): 41.8 vs. Maryland, 10-31-1970 (4-167)
Season: 17.1, 1948 (37-634)

KICKOFF RETURNS

Game: 10 vs. Georgia Tech, 9-30-1944; West Virginia, 1-4-2012
Season: 63, 2011
Per Game: 6.3, 1946 (57 in 9 games)

KICKOFF RETURN YARDS

Game: 286* vs. Florida State, 9-25-2004
Season: 1,405, 2011
Per Game: 107.9, 1970 (1,187 in 11 games)

KICKOFF RETURN AVERAGE

Game (min 3): 55.7 vs. Duke, 11-3-2007 (3-167)
Season: 27.7, 2003 (29-803)

OFFENSIVE TEAM RECORDS

MISCELLANEOUS

THIRD-DOWN CONVERSION PERCENTAGE

Game: 100.0 vs. Wake Forest, 10-31-1981 (12-12)
Season: 51.6, 1978 (99-192)

FIRST DOWNS

Game: 40* vs. South Carolina, 11-26-2016
Season: 403*, 2016
Per Game: 26.9, 2016 (403 in 15 games)

FIRST DOWNS RUSHING

Game: 27 vs. Presbyterian College, 9-21-1957; Wake Forest, 10-31-1981
Season: 192, 1978
Per Game: 16.0, 1978 (192 in 12 games)

FIRST DOWNS PASSING

Game: 31* vs. Pittsburgh, 11-12-2016
Season: 235*, 2016
Per Game: 15.7, 2016 (235 in 15 games)

PENALTIES

Game: 20 vs. NC State, 10-13-2001
Season: 104, 1987, 2000
Per Game: 8.7, 1987, 2000 (104 in 12 games)

PENALTY YARDS

Game: 181 vs. NC State, 10-13-2001
Season: 962, 2000
Per Game: 80.2, 2000

TIME OF POSSESSION

Game: 42:58 vs. North Carolina, 11-7-1992
Season: 478:53, 2015
Per Game: 34:15, 1989 (410:57 in 12 games)

FEWEST TURNOVERS

Game: 0 vs. many
Season: 8, 1940
Per Game: 0.9, 1940 (8 in 9 games)

TURNOVER MARGIN

Game: +7 vs. Duke, 10-19-1968; vs. Georgia, 9-19-1981
Season: +23, 1989 (15-38 in 12 games)
Per Game: +2.1, 1940 (+19 in 9 games)

MOST FUMBLES

Game: 14* vs. Presbyterian College, 9-19-1953
Season: 49, 1963
Per Game: 4.9, 1963 (49 in 10 games)

FEWEST FUMBLES

Game: 0 vs. many teams
Season: 10, 2019
Per Game: 0.7, 2019 (10 in 15 games)

MOST FUMBLES LOST

Game: 5 vs. many teams
Season: 26, 1963, 1975
Per Game: 2.6, 1963 (26 in 10 games)

FEWEST FUMBLES LOST

Game: 0 vs. many teams
Season: 2*, 1994
Per Game: 0.2, 1994 (2 in 11 games)

* - ACC record

DEFENSIVE TEAM RECORDS

TOTAL DEFENSE

PLAYS

Game: 29 vs. Furman, 11-25-1939
Season: 462, 1943
Per Game: 52.0, 1940 (468 in 9 games)

YARDS

Game: -12 vs. Furman, 11-6-1948
Season: 1,575, 1939
Per Game: 157.5, 1939 (1,575 in 10 games)

YARDS PER PLAY

Game: -0.3 vs. Furman, 11-6-1948
Season: 3.0, 1939

RUSHING

CARRIES

Game: 14 vs. Presbyterian College, 9-20-1941
Season: 334, 1941
Per Game: 32.8, 1986 (394 in 12 games)

RUSHING YARDS

Game: -29 vs. Furman, 9-7-1996
Season: 733, 1991
Per Game: 61.1, 1991 (733 in 12 games)

YARDS PER CARRY

Game: -1.5 vs. Furman, 9-20-1941
Season: 1.8, 1991 (402-733)

PASSING

PASSING ATTEMPTS

Game: 0 vs. many
Season: 105, 1938
Per Game: 10.9, 1939 (109 in 10 games)

COMPLETIONS

Game: 0 vs. many
Season: 32, 1939
Per Game: 3.2, 1939 (32 in 10 games)

PASSING YARDS

Game: -4 vs. The Citadel, 11-23-2013
Season: 449, 1939

COMPLETION PERCENTAGE

Game: 0.0 vs. Rice, 10-31-1959 (0-13)
Season: 29.4, 1939

INTERCEPTIONS

Game: 6 vs. South Carolina, 11-27-1971; NC State, 9-30-1995
Season: 25, 1951
Per Game: 2.5, 1951 (25 in 10 games)

INTERCEPTION RETURN YARDS

Game: 143 vs. Maryland, 10-31-1970
Season: 368, 2008
Per Game: 36.1, 1951 (361 in 10 games)

SPECIAL TEAMS

KICKOFF RETURN YARDS

Game: 0 vs. many
Season: 346, 1976

KICKOFF RETURN YARDS PER RETURN

Game: 0.0 vs. many
Season: 14.7, 1952

PUNT RETURN YARDS

Game: -6 vs. Florida State, 10-27-2018
Season: 44, 2016

PUNT RETURN YARDS PER RETURN

Game: -4.0 vs. Furman, 9-15-2007; Central Michigan, 10-20-2007
Season: 2.7, 1977 (24-65)

BLOCKED PUNTS

Game: 3 vs. Auburn, 1-2-1998
Season: 5, 1944

BLOCKED KICKS

Game: 3 vs. Georgia, 10-7-1995; Auburn, 1-2-1998
Season: 8, 1995

SCORING

POINTS

Game: 0 vs. many
Season: 45, 1939
Per Game: 4.5, 1939 (45 in 10 games)

SHUTOUTS

Season: 7, 1928
Consecutive: 6, 1928
Consecutive vs. ACC: 4*, 1959
Consecutive Quarters vs. ACC: 16*, 1959

TOUCHDOWNS

Game: 0 vs. many
Season: 6, 1939
Per Game: 0.6, 1939 (6 in 10 games)

RUSHING TOUCHDOWNS

Game: 0 vs. many
Season: 5, 1938, 1939, 1979, 1981, 2017
Per Game: 0.4, 2017 (5 in 14 games)

PASSING TOUCHDOWNS

Game: 0 vs. many
Season: 0, 1951

MISCELLANEOUS

SACKS

Game: 12 vs. Furman, 9-7-1996
Season: 54, 2018 (317 yards)
Per Game: 4.2, 1992 (46 in 11 games)

PASS BREAKUPS

Game: 18 vs. The Citadel, 10-4-1986
Season: 96, 1989
Per Game: 8.0, 1989 (96 in 12 games)

RECOVERED FUMBLES

Game: 6 vs. Duke, 10-16-1965
Season: 21, 1956
Per Game: 1.9, 1956 (21 in 11 games)

FUMBLE RETURNS

Game: 2 vs. NC State, 10-4-2014
Season: 6, 1996, 2006

FUMBLE RETURN YARDS

Game: 93 vs. Virginia, 9-19-1998
Season: 125, 2006

FIRST DOWNS

Game: 0 vs. The Citadel, 12-4-1948
Season: 80, 1939
Season vs. ACC: 96*, 1954
Per Game: 8.0, 1939 (80 in 10 games)

TACKLES FOR LOSS

Game: 19 vs. NC State, 10-24-1987
Season: 136, 2018
Per Game: 10.2, 2004 (112 in 11 games)

TURNOVERS FORCED

Game: 9 vs. Georgia, 9-19-1981
Season: 41, 1981
Per Game: 3.4, 1981 (41 in 12 games)

* - ACC record

TEAM GAME BESTS

MOST RUSHING YARDS BY CLEMSON

| Yds | Site - Opponent (Score CU-Opp.) | Date |
|-----|---------------------------------|------------|
| 615 | A - Georgia Tech (73-0) | 10-17-1903 |
| 536 | H - Wake Forest (82-24) | 10-31-1981 |
| 516 | H - Presbyterian College (76-0) | 9-22-1945 |
| 492 | H - Louisville (77-16) | 11-3-2018 |
| 471 | A - Wake Forest (63-3) | 10-6-2018 |
| 448 | H - Furman (41-0) | 11-6-1948 |
| 440 | H - Chattanooga (54-3) | 10-3-1992 |
| 439 | H - Presbyterian College (66-0) | 9-21-1957 |
| 436 | H - Presbyterian College (55-0) | 9-23-1950 |
| 436 | H - Wake Forest (55-7) | 9-16-2000 |

MOST RUSHING YARDS BY CLEMSON

| Yds | Site - Opponent (Score CU-Opp.) | Date |
|-----|---------------------------------|------------|
| -15 | A - Boston College (7-14) | 10-10-1942 |
| -1 | A - Boston College (22-32) | 9-26-1947 |
| 0 | N1 - Alabama (10-34) | 8-30-2008 |
| 3 | A - North Carolina (0-24) | 11-6-1993 |
| 4 | N2 - Nebraska (21-26) | 1-1-2009 |
| 6 | H - Wake Forest (14-16) | 10-4-1947 |
| 8 | A - South Carolina (6-33) | 10-21-1943 |
| 8 | H - Virginia Tech (23-41) | 10-6-2007 |
| 10 | A - Maryland (7-21) | 10-4-2003 |
| 17 | A - Virginia Tech (11-31) | 9-23-1999 |

N1 - Atlanta, Ga.; N2 - Jacksonville, Fla. (Gator Bowl)

MOST RUSHING YARDS BY OPPONENT

| Yds | Site - Opponent (Score CU-Opp.) | Date |
|-----|---------------------------------|------------|
| 478 | A - Tulane (20-36) | 11-18-1944 |
| 475 | A - Oklahoma (3-52) | 9-30-1972 |
| 458 | A - South Carolina (20-56) | 11-22-1975 |
| 444 | A - Wake Forest (20-36) | 10-17-1970 |
| 437 | A - Alabama (0-56) | 9-20-1975 |
| 434 | A - Texas A&M (0-24) | 9-14-1974 |
| 409 | H - NC State (7-45) | 10-25-1975 |
| 406 | A - Maryland (23-41) | 11-17-1984 |

FEWEST RUSHING YARDS BY OPPONENT

| Yds | Site - Opponent (Score CU-Opp.) | Date |
|-----|---------------------------------|------------|
| -29 | H - Furman (19-3) | 9-7-1996 |
| -21 | A - Furman (34-6) | 11-22-1941 |
| -21 | A - Florida State (59-10) | 10-27-2018 |
| -20 | H - Utah State (35-6) | 10-16-2004 |
| -17 | H - Furman (41-0) | 11-6-1948 |
| -16 | H - Long Beach State (59-0) | 9-1-1990 |
| -14 | H - Kentucky (24-6) | 10-2-1982 |
| -11 | A - Furman (14-3) | 11-25-1939 |
| -10 | H - SC State (54-0) | 9-20-2008 |
| -9 | H - Auburn (34-18) | 11-22-1947 |

MOST RUSHING YARDS BY BOTH TEAMS

| Yds | Teams & Yards | Site - (Score CU-Opp.) | Date |
|-----|----------------------------------|------------------------|------------|
| 707 | CU 397, South Carolina 310 | H - (41-23) | 11-25-1978 |
| 697 | CU 433, South Carolina 264 | H - (39-21) | 11-23-1974 |
| 690 | CU 232, South Carolina 458 | A - (20-56) | 11-22-1975 |
| 671 | CU 283, NC State 388 | A - (21-38) | 10-23-1976 |
| 656 | CU 323, Georgia Tech 333 | N1 - (34-39) | 12-5-2009 |
| 653 | CU 390, North Carolina 263 | H - (43-32) | 11-9-1974 |
| 646 | CU 471, Wake Forest 175 | A - (63-3) | 10-6-2018 |
| 635 | CU 160, Oklahoma 475 | A - (3-52) | 9-30-1972 |
| 633 | CU 398, Presbyterian College 235 | H - (69-7) | 9-17-1949 |
| 629 | CU 300, North Carolina 329 | H - (23-27) | 11-6-1976 |

N1 - Tampa, Fla. (ACC Championship Game)

FEWEST RUSHING YARDS BY BOTH TEAMS

| Yds | Teams & Yards | Site - (Score CU-Opp.) | Date |
|-----|-----------------------------|------------------------|------------|
| 72 | CU 41, Florida State 31 | H - (28-35) | 9-20-1997 |
| 86 | CU 56, Virginia 30 | A - (13-3) | 11-22-2008 |
| 99 | CU 120, Florida State -21 | A - (59-10) | 10-27-2018 |
| 107 | CU 47, Boston College 60 | H - (17-20) | 11-17-2007 |
| 109 | CU 46, NC State 63 | H - (14-13) | 11-6-2010 |
| 114 | CU 101, Florida State 13 | A - (17-23^) | 9-20-2014 |
| 119 | CU 46, South Carolina 73 | A - (8-13) | 10-21-1954 |
| 119 | CU 36, Maryland 83 | H - (10-7) | 10-23-2004 |
| 121 | CU 56, Virginia Military 65 | N1 - (0-0) | 9-26-1942 |
| 124 | CU 72, Louisville 52 | H - (23-17) | 10-11-2014 |

N1 - Lynchburg, Va.

MOST PASSING YARDS BY CLEMSON

| Yds | (C-A) | Site - Opponent (Score CU-Opp.) | Date |
|-----|---------|---------------------------------|------------|
| 580 | (52-70) | H - Pittsburgh (42-43) | 11-12-2016 |
| 479 | (31-41) | H - The Citadel (61-3) | 11-18-2017 |
| 468 | (24-33) | A - Syracuse (49-14) | 10-5-2013 |
| 467 | (32-42) | H - SC State (73-7) | 9-6-2014 |
| 436 | (28-39) | H - North Carolina (50-35) | 9-27-2014 |
| 435 | (34-45) | A - Virginia (59-10) | 11-2-2013 |
| 433 | (29-40) | A - Wake Forest (42-13) | 10-25-2012 |
| 426 | (30-44) | H - NC State (62-48) | 11-17-2012 |

| | | | |
|-----|---------|----------------------------|------------|
| 420 | (34-52) | A - Duke (34-31) | 11-2-2002 |
| 420 | (27-42) | H - Boston College (34-17) | 10-17-2015 |
| 420 | (36-57) | N1 - Alabama (35-31) | 1-9-2017 |

N1 - Tampa, Fla. (CFP National Championship Game)

FEWEST PASSING YARDS BY CLEMSON

| Yds | (C-A) | Site - Opponent (Score CU-Opp.) | Date |
|-----|-------|----------------------------------|------------|
| -1 | (1-6) | A - Maryland (6-6) | 11-10-1956 |
| 0 | (0-3) | N1 - George Washington (27-0) | 11-5-1938 |
| 0 | (0-4) | H - Presbyterian College (32-13) | 9-19-1942 |
| 0 | (0-2) | A - South Carolina (6-33) | 10-21-1943 |
| 0 | (0-2) | A - South Carolina (20-13) | 10-19-1944 |
| 0 | (0-8) | A - South Carolina (0-6) | 10-23-1952 |
| 0 | (0-6) | A - Fordham (12-12) | 11-8-1952 |
| 0 | (0-5) | H - Presbyterian College (33-7) | 9-19-1953 |
| 0 | (0-0) | A - South Carolina (7-0) | 10-25-1956 |
| 0 | (0-2) | H - Virginia Tech (21-6) | 11-3-1956 |

N1 - Greenville, S.C.

MOST PASSING YARDS BY OPPONENT

| Yds | (C-A) | Site - Opponent (Score CU-Opp.) | Date |
|-----|---------|---------------------------------|------------|
| 521 | (27-43) | A - Florida State (7-54) | 11-4-2000 |
| 510 | (32-50) | H - South Carolina (56-35) | 11-24-2018 |
| 493 | (29-53) | H - NC State (62-48) | 11-17-2012 |
| 464 | (39-52) | N1 - Texas Tech (15-55) | 12-23-2002 |
| 463 | (31-49) | N2 - Louisiana State (25-42) | 1-13-2020 |
| 454 | (35-57) | H - Georgia Tech (28-31) | 10-28-2000 |
| 444 | (22-35) | H - Florida State (14-51) | 10-19-2013 |
| 442 | (29-37) | A - Florida State (0-57) | 9-11-1993 |
| 430 | (23-40) | A - Texas A&M (28-26) | 9-8-2018 |
| 418 | (27-41) | A - Maryland (23-53) | 11-14-1992 |

N1 - Orlando, Fla. (Tangerine Bowl); N2 - New Orleans, La. (CFP National Championship Game)

FEWEST PASSING YARDS BY OPPONENT

| Yds | (C-A) | Site - Opponent (Score CU-Opp.) | Date |
|-----|--------|---------------------------------|------------|
| -4 | (1-5) | H - The Citadel (52-6) | 11-23-2013 |
| 0 | (0-10) | H - Presbyterian College (26-0) | 9-17-1938 |
| 0 | (0-0) | A - Wake Forest (7-0) | 10-28-1938 |
| 0 | (0-7) | A - George Washington (19-0) | 10-31-1941 |
| 0 | (0-4) | A - Miami (Fla.) (6-7) | 11-2-1945 |
| 0 | (0-7) | A - The Citadel (20-0) | 12-4-1948 |
| 0 | (0-2) | H - Presbyterian College (69-7) | 9-17-1949 |
| 0 | (0-9) | A - South Carolina (14-14) | 10-19-1950 |
| 0 | (1-9) | A - Virginia (20-7) | 9-24-1955 |
| 0 | (0-13) | A - Rice (19-0) | 10-31-1959 |

MOST PASSING YARDS BY BOTH TEAMS

| Yds | Teams & Yards | Site - (Score CU-Opp.) | Date |
|-----|----------------------------|------------------------|------------|
| 919 | CU 426, NC State 493 | H - (62-48) | 11-17-2012 |
| 903 | CU 393, South Carolina 510 | H - (56-35) | 11-24-2018 |
| 888 | CU 580, Pittsburgh 308 | H - (42-43) | 11-12-2016 |
| 830 | CU 436, North Carolina 394 | H - (50-35) | 9-27-2014 |
| 783 | CU 319, Texas Tech 464 | N1 - (15-55) | 12-23-2002 |
| 740 | CU 405, Alabama 335 | N2 - (40-45) | 1-11-2016 |
| 736 | CU 367, Boston College 369 | A - (45-31) | 9-29-2012 |
| 730 | CU 420, Duke 310 | A - (34-31) | 11-2-2002 |
| 728 | CU 298, Texas A&M 430 | A - (28-26) | 9-8-2018 |
| 703 | CU 329, NC State 374 | H - (39-46) | 10-31-1998 |

N1 - Orlando, Fla. (Tangerine Bowl); N2 - Glendale, Ariz. (CFP National Championship Game)

FEWEST PASSING YARDS BY BOTH TEAMS

| Yds | Teams & Yards | Site - (Score CU-Opp.) | Date |
|-----|--------------------------------|------------------------|------------|
| 4 | CU 4, George Washington 0 | A - (19-0) | 10-31-1941 |
| 11 | CU -1, Maryland 12 | A - (6-6) | 11-10-1956 |
| 27 | CU 0, South Carolina 27 | A - (20-13) | 10-19-1944 |
| 33 | CU 27, Furman 6 | A - (14-3) | 11-25-1939 |
| 33 | CU 12, Presbyterian College 21 | H - (34-0) | 9-25-1944 |
| 34 | CU 34, Rice 0 | A - (19-0) | 10-31-1959 |
| 39 | CU 10, Tulane 29 | A - (0-13) | 11-2-1940 |
| 39 | CU 39, Virginia 0 | A - (20-7) | 9-24-1955 |
| 40 | CU 0, Virginia Tech 40 | H - (21-6) | 11-3-1956 |
| 42 | CU 39, George Washington 3 | H - (0-7) | 11-7-1942 |

PASSING ATTEMPTS BY CLEMSON

| Att. | Com. | Site - Opponent (Score CU-Opp.) | Date |
|------|------|---------------------------------|------------|
| 70 | 52 | H - Pittsburgh (42-43) | 11-12-2016 |
| 67 | 38 | H - Virginia Tech (23-41) | 10-6-2007 |
| 57 | 35 | A - Wake Forest (17-45) | 11-1-2003 |
| 57 | 36 | N3 - Alabama (35-31) | 1-9-2017 |
| 56 | 25 | N1 - Mississippi State (7-17) | 12-30-1999 |
| 56 | 25 | N2 - Texas Tech (15-55) | 12-23-2002 |
| 55 | 25 | A - Maryland (23-53) | 11-14-1992 |
| 55 | 31 | H - Miami (Fla.) (30-36^^^) | 9-17-2005 |
| 54 | 21 | H - NC State (28-30) | 10-24-1987 |
| 53 | 27 | H - Troy (30-24) | 9-10-2016 |
| 52 | 34 | A - Duke (34-31) | 11-2-2002 |
| 52 | 39 | H - NC State (24-17^) | 10-15-2016 |

N1 - Atlanta, Ga. (Peach Bowl); N2 - Orlando, Fla. (Tangerine Bowl); N3 - Tampa, Fla. (CFP National Championship Game)

PASSING ATTEMPTS BY OPPONENT

| Att. | Com. | Site - Opponent (Score CU-Opp.) | Date |
|------|------|---------------------------------|------------|
| 59 | 29 | N1 - Louisiana Tech (49-24) | 12-31-2001 |
| 58 | 24 | H - The Citadel (24-0) | 10-4-1986 |
| 57 | 35 | H - Georgia Tech (28-31) | 10-28-2000 |
| 57 | 24 | H - Duke (59-31) | 12-1-2001 |
| 56 | 28 | A - Wake Forest (35-33) | 11-1-1980 |
| 56 | 30 | H - NC State (30-10) | 10-21-1989 |
| 56 | 31 | N2 - Tennessee (27-14) | 1-2-2004 |
| 54 | 30 | A - NC State (43-22) | 9-30-1995 |
| 53 | 34 | A - Duke (38-31) | 10-15-1983 |
| 53 | 29 | H - NC State (62-48) | 11-17-2012 |

N1 - Boise, Idaho (Humanitarian Bowl); N2 - Atlanta, Ga. (Peach Bowl)

COMPLETIONS BY CLEMSON

| Co. | Att. | Site - Opponent (Score CU-Opp.) | Date |
|-----|------|---------------------------------|------------|
| 52 | 70 | H - Pittsburgh (42-43) | 11-12-2016 |
| 39 | 52 | H - NC State (24-17^) | 10-15-2016 |
| 38 | 67 | H - Virginia Tech (23-41) | 10-6-2007 |
| 36 | 57 | N2 - Alabama (35-31) | 1-9-2017 |
| 36 | 51 | H - SC State (52-13) | 9-7-2013 |
| 36 | 50 | N1 - Louisiana State (25-24) | 12-31-2012 |
| 35 | 57 | A - Wake Forest (17-45) | 11-1-2003 |
| 35 | 48 | A - Syracuse (37-27) | 11-14-2015 |
| 34 | 52 | A - Duke (34-31) | 11-2-2002 |
| 34 | 45 | A - Virginia (59-10) | 11-2-2013 |

N1 - Atlanta, Ga. (Chick-fil-A Bowl); N2 - Tampa, Fla. (CFP National Championship Game)

COMPLETIONS BY OPPONENT

| Co. | Att. | Site - Opponent (Score CU-Opp.) | Date |
|-----|------|---------------------------------|------------|
| 39 | 52 | N1 - Texas Tech (15-55) | 12-23-2002 |
| 35 | 57 | H - Georgia Tech (28-31) | 10-28-2000 |
| 34 | 53 | A - Duke (38-31) | 10-15-1983 |
| 33 | 48 | H - Virginia (30-27^) | 10-11-2003 |
| 32 | 46 | N3 - West Virginia (33-70) | 1-4-2012 |
| 32 | 50 | H - South Carolina (56-35) | 11-24-2018 |
| 31 | 47 | A - Rice (10-29) | 9-23-1972 |
| 31 | 56 | N2 - Tennessee (27-14) | 1-2-2004 |
| 31 | 47 | H - Boston College (17-20) | 11-17-2007 |
| 31 | 50 | A - NC State (38-31) | 11-4-2017 |
| 31 | 49 | N4 - Louisiana State (25-42) | 1-13-2020 |

N1 - Orlando, Fla. (Tangerine Bowl); N2 - Atlanta, Ga. (Peach Bowl); N3 - Miami Gardens, Fla. (Orange Bowl); N4 - New Orleans, La. (CFP National Championship Game)

COMPLETION PERCENTAGE BY CLEMSON

| Pct. | C-A | Site - Opponent (Score CU-Opp.) | Date |
|------|---------|---------------------------------|------------|
| 88.2 | (15-17) | H - The Citadel (58-3) | 9-16-1978 |
| 86.7 | (13-15) | A - South Carolina (41-24) | 11-23-1991 |
| 85.2 | (23-27) | A - NC State (45-37) | 10-13-2001 |
| 85.2 | (23-27) | H - Central Michigan (70-14) | 10-20-2007 |
| 83.3 | (30-36) | H - South Carolina (56-7) | 11-26-2016 |
| 83.3 | (25-30) | A - Wake Forest (63-3) | 10-6-2018 |
| 82.1 | (23-28) | H - Middle Tennessee (37-14) | 9-13-2003 |
| 81.8 | (18-22) | A - Maryland (28-24) | 9-10-2005 |
| 81.8 | (18-22) | H - Furman | |

TEAM GAME BESTS

| | | | | |
|-------|----------------|---|---------------|------------|
| 233.9 | South Carolina | A | 12-15-157-0-3 | 11-22-1997 |
| 232.4 | Maryland | H | 11-16-194-0-3 | 11-12-1983 |
| 231.2 | Duke | A | 21-29-384-3-6 | 11-3-2012 |

N1 - Charlotte, N.C. (ACC Championship Game); Note: Minimum 15 passing attempts.

PASSING EFFICIENCY DEFENSE BY CLEMSON

| Eff. | Opponent | Site | C-A-Yds-I-TD | Date |
|------|----------------------|------|---------------|------------|
| -6.0 | Furman | A | 6-22-32-5-0 | 11-28-1959 |
| 3.7 | Presbyterian College | H | 4-19-56-4-0 | 9-19-1953 |
| 4.1 | Auburn | H | 3-17-44-3-0 | 11-24-1951 |
| 8.0 | Auburn | A | 5-17-52-4-0 | 11-22-1952 |
| 13.8 | Villanova | H | 4-16-50-3-0 | 9-30-1978 |
| 15.5 | Wake Forest | A | 4-19-35-2-0 | 10-13-1956 |
| 16.7 | Pittsburgh | N1 | 4-16-8-1-0 | 12-1-2018 |
| 22.3 | Virginia | H | 6-21-32-2-0 | 11-16-1974 |
| 22.6 | South Carolina | A | 10-29-102-6-0 | 11-27-1971 |
| 23.8 | NC State | H | 7-18-63-4-0 | 10-22-1977 |

N1 - Charlotte, N.C. (ACC Championship Game); Note: Minimum 15 passing attempts.

PLAYS BY CLEMSON

| PL | R | P | Site - Opponent (Score CU-Opp.) | Date |
|-----|----|----|---------------------------------|------------|
| 102 | 58 | 44 | H - NC State (62-48) | 11-17-2012 |
| 100 | 50 | 50 | N1 - Louisiana State (25-24) | 12-31-2012 |
| 99 | 42 | 57 | N3 - Alabama (35-31) | 1-9-2017 |
| 98 | 43 | 55 | A - Maryland (23-53) | 11-14-1992 |
| 98 | 57 | 41 | A - Maryland (40-27) | 10-26-2013 |
| 98 | 56 | 42 | N2 - Alabama (40-45) | 1-11-2016 |
| 96 | 77 | 19 | A - Wake Forest (56-3) | 11-4-1978 |
| 95 | 65 | 30 | H - NC State (34-27) | 10-7-2000 |
| 95 | 44 | 51 | H - SC State (52-13) | 9-7-2013 |
| 95 | 25 | 70 | H - Pittsburgh (42-43) | 11-12-2016 |

N1 - Atlanta, Ga. (Chick-fil-A Bowl); N2 - Glendale, Ariz. (CFP National Championship Game); N3 - Tampa, Fla. (CFP National Championship Game)

PLAYS BY OPPONENT

| PL | R | P | Site - Opponent (Score CU-Opp.) | Date |
|----|----|----|---------------------------------|------------|
| 99 | 62 | 37 | H - South Carolina (3-7) | 11-23-1968 |
| 99 | 55 | 44 | H - Louisville (42-36) | 10-1-2016 |
| 97 | 74 | 23 | H - North Carolina (7-42) | 11-14-1970 |
| 97 | 40 | 57 | H - Georgia Tech (28-31) | 10-28-2000 |
| 96 | 58 | 38 | H - Duke (10-21) | 10-24-1970 |
| 93 | 57 | 36 | A - Boston College (16-31) | 9-10-1983 |
| 91 | 55 | 36 | A - Georgia (13-31) | 9-28-1968 |
| 91 | 82 | 9 | A - North Carolina (15-32) | 11-15-1969 |
| 91 | 41 | 50 | A - Florida State (14-17) | 10-23-1999 |

MOST TOTAL OFFENSE YARDS BY CLEMSON

| Yds | Rush,Pass | Site - Opponent (Score CU-Opp.) | Date |
|-----|-----------|---------------------------------|------------|
| 756 | 536,220 | H - Wake Forest (82-24) | 10-31-1981 |
| 754 | 328,426 | H - NC State (62-48) | 11-17-2012 |
| 744 | 351,393 | H - South Carolina (56-35) | 11-24-2018 |
| 735 | 268,467 | H - SC State (73-7) | 9-6-2014 |
| 718 | 334,384 | A - Duke (56-20) | 11-3-2012 |
| 702 | 419,283 | H - Wofford (59-14) | 11-2-2019 |
| 698 | 471,227 | A - Wake Forest (63-3) | 10-6-2018 |
| 674 | 302,372 | H - Boston College (59-7) | 10-26-2019 |
| 665 | 353,312 | H - Kent State (56-3) | 9-2-2017 |
| 662 | 183,479 | H - The Citadel (61-3) | 11-18-2017 |

FEWEST TOTAL OFFENSE YARDS BY CLEMSON

| Yds | Rush,Pass | Site - Opponent (Score CU-Opp.) | Date |
|-----|-----------|---------------------------------|------------|
| 8 | 8,0 | A - South Carolina (6-33) | 10-21-1943 |
| 51 | 48,3 | A - NC State (0-18) | 10-11-1947 |
| 63 | 53,10 | A - Tulane (0-13) | 11-2-1940 |
| 85 | -15,100 | A - Boston College (7-14) | 10-10-1942 |
| 90 | 68,22 | A - Maryland (0-34) | 11-14-1964 |
| 91 | 50,41 | A - North Carolina (0-45) | 8-31-1996 |
| 94 | 19,75 | A - Auburn (0-51) | 10-11-1969 |
| 102 | 65,37 | A - Georgia Tech (0-27) | 9-28-1963 |
| 102 | 31,71 | H - Virginia Tech (0-37) | 9-12-1998 |

MOST TOTAL OFFENSE YARDS BY OPPONENT

| Yds | Rush,Pass | Site - Opponent (Score CU-Opp.) | Date |
|-----|------------------|---|------------|
| 771 | 250,521 | A - Florida State (7-54) | 11-4-2000 |
| 667 | 287,380 | A - Florida State (37-49) | 9-22-2012 |
| 634 | 192,442 | A - Florida State (0-57) | 9-11-1993 |
| 628 | 165,463 | N3 - Louisiana State (25-42) | 1-13-2020 |
| 616 | 458,158 | A - South Carolina (20-56) | 11-22-1975 |
| 600 | 90,510 | H - South Carolina (56-35) | 11-24-2018 |
| 597 | 104,493 | H - NC State (62-48) | 11-17-2012 |
| 589 | 182,407 | N2 - West Virginia (33-70) | 1-4-2012 |
| 577 | 406,171 | N1 - Maryland (23-41) | 11-17-1984 |
| 573 | 155,418 | A - Maryland (23-53) | 11-14-1992 |
| N1 | Baltimore, Md.; | N2 - Miami Gardens, Fla. (Orange Bowl); | |
| N3 | New Orleans, La. | (CFP National Championship Game) | |

FEWEST TOTAL OFFENSE YARDS BY OPPONENT

| Yds | Rush,Pass | Site - Opponent (Score CU-Opp.) | Date |
|-----|-----------|---------------------------------|------------|
| -12 | -17,5 | H - Furman (41-0) | 11-6-1948 |
| -5 | -11,6 | A - Furman (14-3) | 11-25-1939 |
| 29 | 29,0 | A - The Citadel (20-0) | 12-4-1948 |
| 35 | -21,56 | A - Furman (34-6) | 11-22-1941 |
| 41 | 20,21 | A - Virginia (35-0) | 10-26-1963 |
| 44 | 7,37 | H - SC State (73-7) | 9-6-2014 |
| 54 | 29,25 | H - Boston College (25-7) | 9-19-2009 |
| 57 | 57,0 | H - Presbyterian College (26-0) | 9-17-1938 |
| 57 | -16,73 | H - Long Beach State (59-0) | 9-1-1990 |
| 58 | 31,27 | H - Furman (30-0) | 9-2-1989 |

TOTAL OFFENSE YARDS BY BOTH TEAMS

| Yds | Teams & Yards | Site - (Score CU-Opp.) | Date |
|------|----------------------------|------------------------|------------|
| 1351 | CU 754, NC State 597 | H - (62-48) | 11-17-2012 |
| 1344 | CU 744, South Carolina 600 | H - (56-35) | 11-24-2018 |
| 1107 | CU 756, Wake Forest 351 | H - (82-24) | 10-31-1981 |
| 1094 | CU 630, Pittsburgh 464 | H - (42-43) | 11-12-2016 |
| 1093 | CU 426, Florida State 667 | A - (37-49) | 9-22-2012 |
| 1084 | CU 601, Georgia Tech 483 | H - (47-31) | 10-6-2012 |
| 1075 | CU 507, Louisville 568 | H - (42-36) | 10-1-2016 |
| 1060 | CU 718, Duke 342 | A - (56-20) | 11-3-2012 |
| 1059 | CU 624, Auburn 435 | H - (38-24) | 9-17-2011 |
| 1046 | CU 613, Louisville 433 | A - (47-21) | 9-16-2017 |

YARDS PER PLAY BY CLEMSON

| Y/P | P-Y | Site - Opponent (Score CU-Opp.) | Date |
|------|--------|---------------------------------|------------|
| 11.6 | 57-661 | H - Louisville (77-16) | 11-3-2018 |
| 11.2 | 55-615 | A - Georgia Tech (73-0) | 10-17-1903 |
| 11.0 | 64-702 | H - Wofford (59-14) | 11-2-2019 |
| 10.7 | 56-597 | H - Presbyterian College (76-0) | 9-22-1945 |
| 10.4 | 51-531 | H - Presbyterian College (42-0) | 9-20-1947 |
| 10.0 | 70-698 | A - Wake Forest (63-3) | 10-6-2018 |
| 9.9 | 67-662 | H - The Citadel (61-3) | 11-18-2017 |
| 9.6 | 58-559 | N1 - Temple (63-9) | 10-12-2006 |
| 9.4 | 78-555 | H - SC State (59-0) | 9-17-2016 |
| 9.2 | 67-619 | N2 - Virginia (62-17) | 12-7-2019 |

N1 - Charlotte, N.C.; N2 - Charlotte, N.C. (ACC Championship Game)

FIRST DOWNS BY CLEMSON

| FD | R,P,Pen. | Site - Opponent (Score CU-Opp.) | Date |
|----|----------|---------------------------------|------------|
| 40 | 17,20,3 | H - South Carolina (56-7) | 11-26-2016 |
| 38 | 17,19,2 | H - South Carolina (56-35) | 11-24-2018 |
| 36 | 15,18,3 | H - Boston College (59-7) | 10-26-2019 |
| 35 | 27,8,0 | H - Wake Forest (82-24) | 10-31-1981 |
| 35 | 18,16,1 | H - Central Michigan (70-14) | 10-20-2007 |
| 34 | 20,14,0 | H - NC State (62-48) | 11-17-2012 |
| 34 | 15,14,5 | H - Kent State (56-3) | 9-2-2017 |
| 33 | 21,10,2 | A - Wake Forest (51-6) | 11-4-1978 |
| 33 | 17,14,2 | A - Duke (56-20) | 11-3-2012 |
| 33 | 19,10,4 | A - Miami (Fla.) (58-0) | 10-24-2015 |
| 33 | 18,13,2 | N1 - North Carolina (45-37) | 12-5-2015 |
| 33 | 0,31,2 | H - Pittsburgh (42-43) | 11-12-2016 |

N1 - Charlotte, N.C. (ACC Championship Game)

FIRST DOWNS BY OPPONENT

| FD | R,P,Pen. | Site - Opponent (Score CU-Opp.) | Date |
|----|----------|---------------------------------|------------|
| 35 | 23,10,2 | A - Maryland (23-41) | 11-17-1984 |
| 33 | 11,16,6 | A - Duke (38-31) | 10-15-1983 |
| 31 | 11,19,1 | A - Florida State (0-57) | 9-11-1993 |
| 31 | 6,22,3 | H - Georgia Tech (28-31) | 10-28-2000 |
| 31 | 13,16,2 | N2 - West Virginia (33-70) | 1-4-2012 |
| 31 | 16,12,3 | H - Louisville (42-36) | 10-1-2016 |
| 30 | 26,4,0 | A - South Carolina (20-56) | 11-22-1975 |
| 30 | 11,18,1 | N1 - Pittsburgh (3-34) | 12-30-1977 |

N1 - Jacksonville, Fla. (Gator Bowl); N2 - Miami Gardens, Fla. (Orange Bowl)

TURNOVERS BY CLEMSON

| TO | Site - Opponent | CU-Opp. (Fum.,Int.) | Date |
|----|--------------------|---------------------|------------|
| 10 | A - Florida | 13-54 (4,6) | 10-11-1952 |
| 9 | H - Auburn | 19-45 (4,5) | 11-21-1953 |
| 8 | A - South Carolina | 0-0 (1,7) | 10-25-1945 |
| 8 | H - Wake Forest | 36-0 (5,3) | 11-2-1963 |
| 8 | A - North Carolina | 15-32 (3,5) | 11-15-1969 |
| 8 | H - Tulane | 13-17 (5,3) | 9-13-1975 |
| 7 | A - Georgia Tech | 0-27 (4,3) | 9-28-1963 |
| 7 | A - Georgia | 23-26 (3,4) | 9-22-1984 |
| 7 | A - Kentucky | 7-26 (4,3) | 10-5-1985 |
| 7 | H - Wake Forest | 19-29 (3,4) | 9-26-1998 |

TURNOVERS BY CLEMSON IN A CLEMSON WIN

| TO | Site - Opponent | CU-Opp. (Fum.,Int.) | Date |
|----|-------------------|---------------------|------------|
| 8 | H - Wake Forest | 36-0 (5,3) | 11-2-1963 |
| 8 | H - Virginia | 40-35 (5,0) | 9-24-1966 |
| 5 | H - Wake Forest | 16-14 (5,0) | 10-11-1975 |
| 5 | H - Virginia Tech | 38-7 (3,2) | 11-27-1978 |

| | | | |
|---|-------------------|-------------|------------|
| 5 | H - NC State | 17-7 (2,3) | 10-24-1981 |
| 5 | H - W. Carolina | 21-10 (4,1) | 9-25-1982 |
| 5 | A - Virginia Tech | 20-17 (5,0) | 9-14-1985 |
| 5 | H - Louisville | 42-36 (2,3) | 10-1-2016 |

TURNOVERS FORCED BY CLEMSON

| TO | Site - Opponent | CU-Opp. (Fum.,Int.) | Date |
|----|--------------------------|---------------------|------------|
| 9 | H - Georgia | 13-3 (4,5) | 9-19-1981 |
| 8 | H - Presbyterian College | 53-0 (4,4) | 9-25-1948 |
| 8 | H - Duke | 39-22 (6,2) | 10-19-1968 |
| 8 | A - Georgia Tech | 7-28 (5,3) | 10-3-1970 |
| 7 | H - Virginia Tech | 35-0 (3,4) | 11-10-1945 |
| 7 | A - Fordham | 12-12 (5,2) | 11-8-1952 |
| 7 | A - Furman | 56-33 (3,4) | 11-28-1959 |
| 7 | A - Texas Christian | 10-14 (2,5) | 10-24-1964 |
| 7 | H - Virginia Tech | 38-7 (4,3) | 10-7-1978 |
| 7 | H - Duke | 28-8 (3,4) | 10-21-1978 |
| 7 | A - Tulane | 13-5 (3,4) | 9-12-1981 |
| 7 | A - Virginia | 6-9 (3,4) | 9-17-1994 |
| 7 | A - NC State | 43-22 (1,6) | 9-30-1995 |

INTERCEPTION RETURN YARDS BY CLEMSON

| Yds (Int.) | Site - Opponent (Score CU-Opp.) | Date |
|------------|---------------------------------|------------|
| 143 (4) | A - Maryland (24-11) | 10-31-1970 |
| 132 (3) | A - Virginia Tech (27-7) | 9-16-1989 |
| 131 (4) | H - Western Carolina (21-10) | 9-25-1982 |
| 124 (6) | A - NC State (43-22) | 9-30-1995 |
| 122 (4) | H - Virginia Tech (35-0) | 11-10-1945 |
| 110 (3) | H - Wake Forest (33-31) | 11-21-1959 |
| 109 (4) | H - Florida State (20-24) | 11-12-1992 |
| 107 (4) | A - Wake Forest (28-7) | 9-24-1960 |
| 105 (2) | N1 - Virginia Tech (38-10) | 12-3-2011 |
| 104 (3) | H - South Carolina (28-19) | 11-21-1998 |
| 104 (2) | N2 - Ohio State (31-0) | 12-31-2016 |

N1 - Charlotte, N.C. (ACC Championship Game); N2 - Glendale, Ariz. (Fiesta Bowl)

INTERCEPTION RETURN YARDS BY OPPONENT

| Yds (Int.) | Site - Opponent (Score CU-Opp.) | Date |
|------------|---------------------------------|------------|
| 166 (6) | H - Auburn (19-45) | 11-21-1953 |
| 159 (4) | H - Duke (17-34) | 10-18-1980 |
| 147 (3) | A - Georgia Tech (6-28) | 11-15-2014 |
| 116 (3) | A - Georgia (16-20) | 9-20-1980 |
| 108 (2) | A - NC State (35-34) | 10-27-1984 |
| 93 (2) | N1 - South Florida (26-31) | 12-31-2010 |
| 85 (1) | A - Wake Forest (17-45) | 11-1-2003 |
| 83 (3) | H - Maryland (21-6) | 11-11-1963 |
| 77 (5) | H - Duke (0-16) | 10-20-1962 |
| 73 (3) | H - Maryland (0-19) | 9-15-1979 |

N1 - Charlotte, N.C. (Meineke Car Care Bowl)

PUNT RETURN YARDS BY CLEMSON

| Yds (PR) | Site - Opponent (Score CU-Opp.) | Date |
|----------|---------------------------------|------------|
| 227 (11) | H - Georgia Tech (33-12) | 9-26-1987 |
| 172 (9) | H - Western Carolina (43-0) | 9-5-1987 |
| 169 (7) | H - Maryland (40-7) | 11-16-1991 |
| 167 (4) | H - Maryland (24-11) | 10-31-1970 |
| 155 (8) | A - Wake Forest (24-7) | 10-6-1962 |
| 140 (4) | H - Duquesne (42-0) | 11-20-1948 |
| 136 (11) | A - George Washington (19-0) | 10-31-1941 |
| 135 (5) | H - Middle Tennessee (37-14) | 9-5-2009 |
| 134 (8) | H - Presbyterian College (53-6) | 9-22-1951 |
| 130 (5) | H - Georgia Tech (28-31) | 10-28-2000 |

PUNT RETURN YARDS BY OPPONENT

| Yds (PR) | Site - Opponent (Score CU-Opp.) | Date |
|----------|---------------------------------|------------|
| 150 (5) | H - Florida State (28-35) | 9-20-1997 |
| 147 (7) | A - Auburn (7-28) | 11-29-1941 |
| 133 (7) | A - Wake Forest (6-19) | 10-31-1942 |
| 129 (10) | H - Virginia Tech (0-37) | 9-12-1998 |
| 126 (7) | A - Georgia Tech (0-51) | 9-30-1944 |
| 126 (4) | H - Virginia Tech (23-41) | 10-6-2007 |
| 124 (5) | N1 - California (13-37) | 1-2-1992 |
| 116 (8) | A - Tennessee (7-26) | 10-28-1944 |
| 116 (6) | A - Georgia (7-19) | 10-10-1964 |
| 113 (3) | A - South Carolina (0-20) | 10-25-1951 |

N1 - Orlando, Fla. (Citrus Bowl)

TEAM GAME BESTS

171 (9) A - Florida State (0-57) 9-11-1993
 N1 - Atlanta, Ga.; N2 - Miami Gardens, Fla. (Orange Bowl)

KICKOFF RETURN YARDS BY OPPONENT

| Yds (KOR) | Site - Opponent (Score CU-Opp.) | Date |
|-----------|---------------------------------|------------|
| 290 (10) | H - North Carolina (59-38) | 10-22-2011 |
| 277 (8) | H - NC State (62-48) | 11-17-2012 |
| 265 (11) | H - Central Michigan (70-14) | 10-20-2007 |
| 247 (8) | H - Louisville (77-16) | 11-3-2018 |
| 242 (10) | H - Syracuse (54-0) | 11-5-2016 |
| 240 (9) | N1 - Temple (63-9) | 10-12-2006 |
| 231 (7) | H - Duke (49-17) | 10-15-1988 |
| 220 (7) | A - NC State (42-20) | 9-22-2007 |
| 216 (10) | A - Wake Forest (51-6) | 11-4-1978 |
| 214 (6) | A - Virginia Tech (27-7) | 9-16-1989 |
| N1 | - Charlotte, N.C. | |

SACKS BY CLEMSON

| Sacks (Yds) | Site - Opponent (Score CU-Opp.) | Date |
|-------------|---------------------------------|------------|
| 12 (70) | H - Furman (19-3) | 9-7-1996 |
| 11 (84) | H - Utah State (35-6) | 10-16-2004 |
| 11 (72) | H - Auburn (14-6) | 9-9-2017 |
| 10 (64) | H - Maryland (0-19) | 9-15-1979 |
| 10 (59) | H - Duke (21-6) | 10-17-1992 |
| 9 (47) | A - NC State (35-34) | 10-27-1984 |
| 9 (58) | A - Wake Forest (24-6) | 10-27-1990 |
| 8 (55) | H - NC State (39-10) | 10-26-1985 |
| 8 (66) | H - Maryland (35-3) | 11-2-1996 |
| 8 (56) | H - Duke (58-7) | 11-6-1999 |
| 8 (55) | A - Duke (52-22) | 9-30-2000 |
| 8 (56) | A - Syracuse (41-6) | 9-14-2019 |

TACKLES FOR LOSS BY CLEMSON

| TFL (Yds) | Site - Opponent (Score CU-Opp.) | Date |
|-----------|---------------------------------|------------|
| 19 (77) | H - NC State (28-30) | 10-24-1987 |
| 17 (66) | H - Duke (21-6) | 10-17-1992 |
| 17 (68) | A - Miami (Fla.) (24-17) | 10-6-2004 |
| 16 (89) | A - Virginia Tech (22-10) | 9-12-1987 |
| 15 (51) | H - Maryland (40-7) | 11-16-1991 |
| 15 (75) | H - Furman (19-3) | 9-7-1996 |
| 15 (80) | H - Maryland (35-3) | 11-2-1996 |
| 15 (91) | H - Utah State (35-6) | 10-16-2004 |
| 15 (71) | A - Syracuse (41-6) | 9-14-2019 |

PASS BREAKUPS BY CLEMSON

| PBU | Site - Opponent (Score CU-Opp.) | Date |
|-----|---------------------------------|------------|
| 18 | H - The Citadel (24-0) | 10-4-1986 |
| 15 | A - Duke (17-21) | 9-30-1989 |
| 14 | A - Virginia Tech (20-17) | 9-14-1985 |
| 14 | H - Duke (35-3) | 10-18-1986 |
| 14 | H - Virginia (34-20) | 10-7-1989 |

CAUSED FUMBLES BY CLEMSON

| CF | Site - Opponent (Score CU-Opp.) | Date |
|----|---------------------------------|------------|
| 5 | H - Central Florida (21-13) | 9-1-2001 |
| 5 | H - Notre Dame (24-22) | 10-3-2015 |
| 4 | H - Maryland (0-19) | 9-15-1979 |
| 4 | A - Georgia (31-28) | 9-20-1986 |
| 4 | H - The Citadel (24-0) | 10-4-1986 |
| 4 | H - Long Beach State (59-0) | 9-1-1990 |
| 4 | H - Appalachian State (48-0) | 9-22-1990 |
| 4 | N1 - Duke (33-21) | 11-30-1991 |
| 4 | A - Virginia (6-9) | 9-17-1994 |
| 4 | H - Virginia (33-14) | 9-11-1999 |
| 4 | A - Wake Forest (27-17) | 10-7-2006 |
| N1 | - Tokyo, Japan | |

INTERCEPTIONS BY CLEMSON

| Int. (Yds) | Site - Opponent (Score CU-Opp.) | Date |
|------------|---------------------------------|------------|
| 6 (82) | A - South Carolina (17-7) | 11-27-1971 |
| 6 (124) | A - NC State (43-22) | 9-30-1995 |
| 5 (51) | A - South Carolina (21-13) | 10-24-1940 |
| 5 (21) | A - Texas Christian (10-14) | 10-24-1964 |
| 5 (87) | H - Virginia (29-3) | 10-31-1964 |
| 5 (28) | A - South Carolina (3-7) | 11-23-1968 |
| 5 (29) | H - Virginia (37-21) | 10-21-1972 |
| 5 (47) | H - Georgia (13-3) | 9-19-1981 |
| 5 (22) | A - Georgia (23-26) | 9-22-1984 |
| 5 (27) | A - Duke (17-21) | 9-30-1989 |
| 5 (52) | H - North Carolina (17-10) | 11-4-1995 |
| 5 (84) | H - NC State (26-20) | 10-30-2004 |

VICTORY MARGIN BY CLEMSON

| Margin | CU-Opp. | Site - Opponent | Date |
|--------|---------|--------------------------|------------|
| +122 | 122-0 | H - Guilford | 10-5-1901 |
| +94 | 94-0 | A - Furman | 9-25-1915 |
| +76 | 76-0 | H - Presbyterian College | 9-22-1945 |
| +75 | 75-0 | H - Newberry | 10-17-1930 |
| +73 | 73-0 | A - Georgia Tech | 10-17-1903 |

| | | | |
|-----|-------|--------------------------|------------|
| +68 | 68-0 | H - Newberry | 9-21-1929 |
| +66 | 66-0 | H - Presbyterian College | 9-21-1957 |
| +66 | 73-7 | H - SC State | 9-6-2014 |
| +65 | 65-0 | H - Camp Sevier | 9-27-1918 |
| +64 | 64-0 | H - Davidson | 9-19-1900 |
| +62 | 69-7 | H - Presbyterian College | 9-17-1949 |
| +61 | 77-16 | H - Louisville | 11-3-2018 |
| +60 | 67-7 | H - Furman | 11-23-1918 |
| +60 | 60-0 | H - Elon | 9-27-1924 |
| +60 | 63-3 | A - Wake Forest | 10-6-2018 |
| +59 | 59-0 | A - Samford | 10-5-1912 |
| +59 | 59-0 | H - The Citadel | 11-27-1954 |
| +59 | 59-0 | H - Long Beach State | 9-1-1990 |
| +59 | 59-0 | H - SC State | 9-17-2016 |
| +58 | 82-24 | H - Wake Forest | 10-31-1981 |
| +58 | 58-0 | A - Miami (Fla.) | 10-24-2015 |
| +58 | 61-3 | H - The Citadel | 11-18-2017 |
| +57 | 57-0 | A - Furman | 10-22-1914 |
| +57 | 57-0 | H - Newberry | 10-7-1922 |
| +56 | 70-14 | H - Central Michigan | 10-20-2007 |
| +55 | 55-0 | H - Bingham | 10-20-1898 |
| +55 | 57-2 | H - Furman | 11-18-1950 |
| +55 | 58-3 | H - The Citadel | 9-16-1978 |
| +55 | 55-0 | A - Virginia | 9-8-1984 |
| +54 | 54-0 | H - Presbyterian College | 9-23-1950 |
| +54 | 63-9 | N1 - Temple | 10-12-2006 |
| +54 | 54-0 | H - SC State | 9-20-2008 |
| +54 | 54-0 | H - Syracuse | 11-5-2016 |
| +53 | 53-0 | H - Erskine | 9-27-1919 |
| +53 | 53-0 | H - Presbyterian College | 11-25-1948 |
| +53 | 56-3 | A - Furman | 11-28-1959 |
| +53 | 62-9 | H - Missouri | 9-9-2000 |
| +53 | 56-3 | H - Kent State | 9-2-2017 |
| +52 | 52-0 | A - Mercer | 11-17-1913 |
| +52 | 52-0 | H - Erskine | 11-18-1922 |
| +52 | 52-0 | H - Erskine | 10-19-1928 |
| +52 | 59-7 | H - Boston College | 10-26-2019 |
| +51 | 51-0 | A - South Carolina | 11-1-1900 |
| +51 | 58-7 | H - Duke | 11-6-1999 |
| +51 | 51-0 | H - Louisiana Tech | 9-30-2006 |

N1 - Charlotte, N.C.

VICTORY MARGIN BY OPPONENT

| Margin | CU-Opp. | Site - Opponent | Date |
|--------|---------|-------------------|------------|
| +67 | 7-74 | N1 - Alabama | 11-14-1931 |
| +57 | 0-57 | A - Florida State | 9-11-1993 |
| +56 | 0-56 | A - Auburn | 10-19-1912 |
| +56 | 0-56 | A - Alabama | 9-20-1975 |
| +55 | 0-55 | A - Georgia | 11-25-1920 |
| +53 | 13-66 | H - Camp Hancock | 11-9-1918 |
| +51 | 0-51 | A - Georgia Tech | 9-30-1944 |
| +51 | 0-51 | A - Auburn | 10-11-1969 |
| +49 | 3-52 | A - Oklahoma | 9-30-1972 |

N1 - Montgomery, Ala.

HOME VICTORY MARGIN BY CLEMSON

| Margin | CU-Opp. | Opponent | Date |
|--------|---------|----------------------|------------|
| +122 | 122-0 | Guilford | 10-5-1901 |
| +76 | 76-0 | Presbyterian College | 11-22-1945 |
| +75 | 75-0 | Newberry | 10-17-1930 |
| +68 | 68-0 | Newberry | 9-21-1929 |
| +66 | 66-0 | Presbyterian College | 11-21-1957 |
| +66 | 73-7 | SC State | 9-6-2014 |
| +65 | 65-0 | Camp Sevier | 9-27-1918 |
| +64 | 64-0 | Davidson | 10-19-1900 |
| +62 | 69-7 | Presbyterian College | 9-17-1949 |
| +61 | 77-16 | Louisville | 11-3-2018 |

VICTORY MARGIN AT CLEMSON BY OPPONENT

| Margin | CU-Opp. | Opponent | Date |
|--------|---------|----------------|------------|
| +53 | 13-66 | Camp Hancock | 11-9-1918 |
| +44 | 6-50 | Virginia Tech | 11-1-1924 |
| +44 | 0-44 | Auburn | 10-10-1970 |
| +42 | 0-42 | Florida | 11-7-1925 |
| +41 | 0-41 | Georgia | 9-18-1976 |
| +38 | 7-45 | NC State | 10-25-1975 |
| +37 | 0-37 | Virginia Tech | 9-12-1998 |
| +37 | 14-51 | Florida State | 10-19-2013 |
| +36 | 7-43 | Florida State | 11-1-1975 |
| +35 | 7-42 | North Carolina | 11-14-1970 |
| +35 | 3-38 | North Carolina | 10-20-2001 |

MEMORIAL STADIUM VICTORY MARGIN BY CLEMSON

| Margin | CU-Opp. | Opponent | Date |
|--------|---------|----------------------|------------|
| +76 | 76-0 | Presbyterian College | 11-22-1945 |
| +66 | 66-0 | Presbyterian College | 11-21-1957 |
| +66 | 73-7 | SC State | 9-6-2014 |
| +62 | 69-7 | Presbyterian College | 9-17-1949 |
| +61 | 77-16 | Louisville | 11-3-2018 |

| | | | |
|-----|-------|------------------|------------|
| +59 | 59-0 | The Citadel | 11-27-1954 |
| +59 | 59-0 | Long Beach State | 9-1-1990 |
| +59 | 59-0 | SC State | 9-17-2016 |
| +58 | 82-24 | Wake Forest | 10-31-1981 |
| +58 | 61-3 | The Citadel | 11-18-2017 |

MEMORIAL STADIUM VICTORY MARGIN BY OPPONENT

| Margin | CU-Opp. | Opponent | Date |
|--------|---------|----------------|------------|
| +44 | 0-44 | Auburn | 10-10-1970 |
| +41 | 0-41 | Georgia | 9-18-1976 |
| +38 | 7-45 | NC State | 10-25-1975 |
| +37 | 0-37 | Virginia Tech | 9-12-1998 |
| +37 | 14-51 | Florida State | 10-19-2013 |
| +36 | 7-43 | Florida State | 11-1-1975 |
| +35 | 7-42 | North Carolina | 11-14-1970 |
| +35 | 3-38 | North Carolina | 10-20-2001 |

ROAD/NEUTRAL VICTORY MARGIN BY CLEMSON

| Margin | CU-Opp. | Site - Opponent | Date |
|--------|---------|------------------|------------|
| +94 | 94-0 | A - Furman | 9-25-1915 |
| +73 | 73-0 | A - Georgia Tech | 10-17-1903 |
| +60 | 63-3 | A - Wake Forest | 10-6-2018 |
| +59 | 59-0 | A - Samford | 10-5-1912 |
| +58 | 58-0 | A - Miami (Fla.) | 10-24-2015 |
| +57 | 57-0 | A - Furman | 10-22-1914 |
| +55 | 55-0 | A - Virginia | 9-8-1984 |
| +54 | 63-9 | N1 - Temple | 10-12-2006 |
| +53 | 56-3 | A - Furman | 11-28-1959 |
| +52 | 52-0 | A - Mercer | 11-17-1913 |

N1 - Charlotte, N.C.

ROAD/NEUTRAL VICTORY MARGIN BY OPPONENT

| Margin | CU-Opp. | Site - Opponent | Date |
|--------|---------|-------------------|------------|
| +67 | 7-74 | A - Alabama | 11-14-1931 |
| +57 | 0-57 | A - Florida State | 9-11-1993 |
| +56 | 0-56 | A - Auburn | 10-19-1912 |
| +56 | 0-56 | A - Alabama | 9-20-1975 |
| +55 | 0-55 | A - Georgia | 11-25-1920 |
| +51 | 0-51 | A - Georgia Tech | 9-30-1944 |
| +51 | 0-51 | A - Auburn | 10-11-1969 |

ACC VICTORY MARGIN BY CLEMSON

| Margin | CU-Opp. | Site - Opponent | Date |
|--------|---------|--------------------|------------|
| +61 | 77-16 | H - Louisville | 11-3-2018 |
| +60 | 63-3 | A - Wake Forest | 10-6-2018 |
| +58 | 82-24 | H - Wake Forest | 10-31-1981 |
| +58 | 58-0 | H - Miami (Fla.) | 10-24-2015 |
| +55 | 55-0 | A - Virginia | 9-8-1984 |
| +54 | 54-0 | H - Syracuse | 11-5-2016 |
| +52 | 59-7 | H - Boston College | 10-26-2019 |
| +51 | 58-7 | H - Duke | 11-6-1999 |
| +49 | 56-7 | H - Wake Forest | 9-28-2013 |
| +49 | 59-10 | A - Virginia | 11-2-2013 |
| +49 | 59-10 | A - Florida State | 10-27-2018 |
| +49 | 52-3 | H - Wake Forest | 11-16-2019 |

ACC VICTORY MARGIN BY OPPONENT

| Margin | CU-Opp. | Site - Opponent | Date |
|--------|---------|--------------------|------------|
| +57 | 0-57 | A - Florida State | 9-11-1993 |
| +48 | 0-48 | A - Florida State | 10-17-1998 |
| +47 | 7-54 | A - Florida State | 11-4-2000 |
| +45 | 0-45 | A - North Carolina | 8-31-1996 |
| +38 | 7-45 | H - NC State | 10-25-1975 |
| +37 | 14-51 | H - Florida State | 10-19-2013 |

POINTS BY CLEMSON

| Pts | CU-Opp. | Site - Opponent | Date |
|-----|---------|--------------------------|------------|
| 122 | 122-0 | H - Guilford | 10-5-1901 |
| 94 | 94-0 | A - Furman | 9-25-1915 |
| 82 | 82-24 | H - Wake Forest | 10-31-1981 |
| 77 | 77-16 | H - Louisville | 11-3-2018 |
| 76 | 76-0 | H - Presbyterian College | 11-22-1945 |
| 75 | 75-0 | H - Newberry | 10-17-1930 |
| 73 | 73-0 | A - Georgia Tech | 10-17-1903 |
| 73 | 73-7 | H - SC State | 9-6-2014 |
| 70 | 70-14 | H - Central Michigan | 10-20-2007 |
| 69 | 69-7 | H - Presbyterian College | 9-17-1949 |
| 68 | 68-0 | H - Newberry | 9-21-1929 |
| 67 | 67-7 | H - Furman | 11-23-1918 |
| 66 | 66-0 | H - Presbyterian College | 11-21-1957 |
| 65 | 65-0 | H - Camp Sevier | 9-27-1918 |
| 64 | 64-0 | H - Davidson | 10-19-1900 |
| 63 | 63-17 | A - South Carolina | 11-22-2003 |
| 63 | 63-9 | N1 - Temple | 10-12-2006 |
| 63 | 63-3 | A - Wake Forest | 10-6-2018 |
| 62 | 62-9 | H - Missouri | 9-9-2000 |
| 62 | 62-48 | H - NC State | 11-17-2012 |
| 62 | 62-17 | N3 - Virginia | 12-7-2019 |
| 61 | 61-3 | H - The Citadel | 11-18-2017 |



TEAM GAME BESTS

| Pts | CU-Opp. | Site - Opponent | Date |
|-----|---------|--------------------------|------------|
| 60 | 60-0 | H - Elon | 9-27-1924 |
| 59 | 59-0 | A - Samford | 10-5-1912 |
| 59 | 59-0 | H - The Citadel | 11-27-1954 |
| 59 | 59-0 | H - Long Beach State | 9-1-1990 |
| 59 | 59-31 | H - Duke | 12-1-2001 |
| 59 | 59-38 | H - North Carolina | 10-22-2011 |
| 59 | 59-10 | A - Virginia | 11-2-2013 |
| 59 | 59-0 | H - SC State | 9-17-2016 |
| 59 | 59-10 | A - Florida State | 10-27-2018 |
| 59 | 59-7 | H - Boston College | 10-26-2019 |
| 59 | 59-14 | H - Wofford | 11-2-2019 |
| 58 | 58-3 | H - The Citadel | 9-16-1978 |
| 58 | 58-7 | H - Duke | 11-6-1999 |
| 58 | 58-21 | H - Presbyterian College | 9-11-2010 |
| 58 | 58-0 | A - Miami (Fla.) | 10-24-2015 |
| 57 | 57-0 | A - Furman | 10-22-1914 |
| 57 | 57-0 | H - Newberry | 10-7-1922 |
| 57 | 57-12 | H - Virginia Military | 11-11-1944 |
| 57 | 57-2 | H - Furman | 11-18-1950 |
| 56 | 56-3 | A - Furman | 11-28-1959 |
| 56 | 56-45 | A - Maryland | 10-15-2011 |
| 56 | 56-20 | A - Duke | 11-3-2012 |
| 56 | 56-7 | H - Wake Forest | 9-28-2013 |
| 56 | 56-41 | A - NC State | 10-31-2015 |
| 56 | 56-10 | A - Boston College | 10-7-2016 |
| 56 | 56-7 | H - South Carolina | 11-26-2016 |
| 56 | 56-3 | H - Kent State | 9-2-2017 |
| 56 | 56-35 | H - South Carolina | 11-24-2018 |
| 55 | 55-0 | H - Bingham | 10-20-1898 |
| 55 | 55-7 | N2 - Florida | 11-17-1917 |
| 55 | 55-0 | A - Virginia | 9-8-1984 |
| 55 | 55-9 | H - Western Carolina | 9-2-1995 |
| 55 | 55-7 | H - Wake Forest | 9-16-2000 |
| 55 | 55-31 | H - Georgia Tech | 11-14-2013 |
| 55 | 55-10 | A - NC State | 11-9-2019 |
| 54 | 54-0 | H - Presbyterian College | 9-23-1950 |
| 54 | 54-32 | H - North Carolina | 11-9-1974 |
| 54 | 54-21 | H - Duke | 10-20-1984 |
| 54 | 54-6 | H - Florida Atlantic | 9-2-2006 |
| 54 | 54-0 | H - SC State | 9-20-2008 |
| 54 | 54-0 | H - Syracuse | 11-5-2016 |
| 53 | 53-0 | H - Erskine | 9-27-1919 |
| 53 | 53-0 | H - Presbyterian College | 11-25-1948 |
| 53 | 53-20 | H - Duquesne | 11-4-1950 |
| 53 | 53-6 | H - Presbyterian College | 11-22-1951 |
| 53 | 53-13 | H - Presbyterian College | 11-20-1952 |
| 52 | 52-14 | H - The Citadel | 10-26-1912 |
| 52 | 52-0 | A - Mercer | 11-17-1913 |
| 52 | 52-0 | H - Erskine | 11-18-1922 |
| 52 | 52-0 | H - Erskine | 10-19-1928 |
| 52 | 52-27 | H - Maryland | 11-12-1983 |
| 52 | 52-22 | A - Duke | 9-30-2000 |
| 52 | 52-7 | H - North Carolina | 9-23-2006 |
| 52 | 52-27 | H - Ball State | 9-8-2012 |
| 52 | 52-13 | H - SC State | 9-7-2013 |
| 52 | 52-6 | H - The Citadel | 11-23-2013 |
| 52 | 52-14 | H - Georgia Tech | 8-29-2019 |
| 52 | 52-10 | H - Charlotte | 9-21-2019 |
| 52 | 52-3 | H - Wake Forest | 11-16-2019 |
| 51 | 51-0 | A - South Carolina | 11-1-1900 |
| 51 | 51-0 | H - Louisiana Tech | 9-30-2006 |
| 50 | 50-35 | H - North Carolina | 9-27-2014 |

POINTS BY OPPONENT

| Pts | CU-Opp. | Site - Opponent | Date |
|-----|---------|--------------------|------------|
| 74 | 7-74 | N1 - Alabama | 11-14-1931 |
| 70 | 33-70 | N3 - West Virginia | 1-4-2012 |
| 66 | 13-66 | H - Camp Hancock | 11-9-1918 |
| 57 | 0-57 | A - Florida State | 9-11-1993 |
| 56 | 0-56 | A - Auburn | 10-14-1921 |
| 56 | 0-56 | A - Alabama | 9-20-1975 |
| 56 | 20-56 | A - South Carolina | 11-22-1975 |
| 55 | 0-55 | A - Georgia | 11-25-1920 |
| 55 | 15-55 | N2 - Texas Tech | 12-23-2002 |
| 54 | 7-54 | A - Florida State | 11-4-2000 |
| 54 | 13-54 | A - Tulane | 11-9-1946 |
| 54 | 13-54 | A - Florida | 10-11-1952 |
| 53 | 23-53 | A - Maryland | 11-14-1992 |
| 52 | 3-52 | A - Oklahoma | 9-30-1972 |
| 51 | 0-51 | A - Georgia Tech | 9-30-1944 |
| 51 | 0-51 | A - Auburn | 10-11-1969 |
| 51 | 14-51 | H - Florida State | 10-19-2013 |
| 50 | 6-50 | H - Virginia Tech | 11-1-1924 |

N1 - Montgomery, Ala.; N2 - Orlando, Fla. (Tangerine Bowl); N3 - Miami Gardens, Fla. (Orange Bowl)

POINTS BY BOTH TEAMS

| Pts | CU-Opp. | Site - Opponent | Date |
|-----|---------|--------------------|------------|
| 122 | 122-0 | H - Guilford | 10-5-1901 |
| 110 | 62-48 | H - NC State | 11-17-2012 |
| 106 | 82-24 | H - Wake Forest | 10-31-1981 |
| 103 | 33-70 | N1 - West Virginia | 1-4-2012 |
| 101 | 56-45 | A - Maryland | 10-15-2011 |
| 97 | 59-38 | H - North Carolina | 10-22-2011 |
| 97 | 56-41 | A - NC State | 10-31-2015 |
| 94 | 94-0 | A - Furman | 9-25-1915 |
| 93 | 77-16 | H - Louisville | 11-3-2018 |
| 91 | ^47-44 | A - Georgia Tech | 9-29-2001 |
| 91 | 56-35 | H - South Carolina | 11-24-2018 |

POINTS IN ROAD/NEUTRAL GAME BY CLEMSON

| Pts | CU-Opp. | Site - Opponent | Date |
|-----|---------|--------------------|------------|
| 94 | 94-0 | A - Furman | 9-25-1915 |
| 73 | 73-0 | A - Georgia Tech | 10-17-1903 |
| 63 | 63-17 | A - South Carolina | 11-22-2003 |
| 63 | 63-9 | N1 - Temple | 10-12-2006 |
| 63 | 63-3 | A - Wake Forest | 10-6-2018 |
| 62 | 62-17 | N2 - Virginia | 12-7-2019 |
| 59 | 59-0 | A - Samford | 10-5-1912 |
| 59 | 59-10 | A - Virginia | 11-2-2013 |
| 59 | 59-10 | A - Florida State | 10-27-2018 |
| 58 | 58-0 | A - Miami (Fla.) | 10-24-2015 |

POINTS IN ROAD/NEUTRAL GAME BY OPPONENT

| Pts | CU-Opp. | Site - Opponent | Date |
|-----|---------|--------------------|------------|
| 74 | 7-74 | N1 - Alabama | 11-14-1931 |
| 70 | 33-70 | N3 - West Virginia | 1-4-2012 |
| 57 | 0-57 | A - Florida State | 9-11-1993 |
| 56 | 0-56 | A - Auburn | 10-14-1921 |
| 56 | 0-56 | A - Alabama | 9-20-1975 |
| 56 | 20-56 | A - South Carolina | 11-22-1975 |
| 55 | 0-55 | A - Georgia | 11-25-1920 |
| 55 | 15-55 | N2 - Texas Tech | 12-23-2002 |
| 54 | 13-54 | A - Tulane | 11-9-1946 |
| 54 | 13-54 | A - Florida | 10-11-1952 |
| 54 | 7-54 | A - Florida State | 11-4-2000 |

POINTS IN ACC GAME BY CLEMSON

| Pts | CU-Opp. | Site - Opponent | Date |
|-----|---------|--------------------|------------|
| 82 | 82-24 | H - Wake Forest | 10-31-1981 |
| 77 | 77-16 | H - Louisville | 11-3-2018 |
| 63 | 63-3 | A - Wake Forest | 10-6-2018 |
| 62 | 62-48 | H - NC State | 11-17-2012 |
| 59 | 59-31 | H - Duke | 12-1-2001 |
| 59 | 59-38 | H - North Carolina | 10-22-2011 |
| 59 | 59-10 | A - Virginia | 11-2-2013 |
| 59 | 59-10 | A - Florida State | 10-27-2018 |
| 59 | 59-7 | H - Boston College | 10-26-2019 |
| 58 | 58-7 | H - Duke | 11-6-1999 |
| 58 | 58-0 | A - Miami (Fla.) | 10-24-2015 |

POINTS IN ACC GAME BY OPPONENT

| Pts | CU-Opp. | Site - Opponent | Date |
|-----|---------|--------------------|------------|
| 57 | 0-57 | A - Florida State | 9-11-1993 |
| 54 | 7-54 | A - Florida State | 11-4-2000 |
| 53 | 23-53 | A - Maryland | 11-14-1992 |
| 51 | 14-51 | H - Florida State | 10-19-2013 |
| 49 | 37-49 | A - Florida State | 9-22-2012 |
| 48 | 0-48 | A - Florida State | 10-17-1998 |
| 48 | 31-48 | A - Florida State | 10-3-2002 |
| 48 | 62-48 | H - NC State | 11-17-2012 |
| 46 | 39-46 | A - NC State | 10-31-1998 |
| 45 | 7-45 | H - NC State | 10-25-1975 |
| 45 | 26-45 | H - Florida State | 9-9-1995 |
| 45 | 0-45 | A - North Carolina | 8-31-1996 |
| 45 | 42-45 | A - Georgia Tech | 11-13-1999 |
| 45 | 56-45 | A - Maryland | 10-15-2011 |

POINTS AT HOME BY CLEMSON

| Pts | CU-Opp. | Opponent | Date |
|-----|---------|----------------------|------------|
| 122 | 122-0 | Guilford | 10-5-1901 |
| 82 | 82-24 | Wake Forest | 10-31-1981 |
| 77 | 77-16 | Louisville | 11-3-2018 |
| 76 | 76-0 | Presbyterian College | 11-22-1945 |
| 75 | 75-0 | Newberry | 10-17-1930 |
| 73 | 73-7 | SC State | 9-6-2014 |
| 70 | 70-14 | Central Michigan | 10-20-2007 |
| 69 | 69-7 | Presbyterian College | 9-17-1949 |
| 68 | 68-0 | Newberry | 9-21-1929 |
| 67 | 67-7 | Furman | 11-23-1918 |

YARDS PER... RECORDS

YARDS PER PLAY

| Year | Opponent | Plays | Yards | Y/P |
|------|----------------------|-------|-------|------|
| 2018 | Louisville | 57 | 661 | 11.6 |
| 1903 | Georgia Tech | 55 | 615 | 11.2 |
| 2019 | Wofford | 64 | 702 | 11.0 |
| 1945 | Presbyterian College | 56 | 597 | 10.7 |
| 1947 | Presbyterian College | 51 | 531 | 10.4 |

Note: Minimum 500 total yards.

YARDS PER CARRY

| Year | Opponent | Car. | Yards | Y/C |
|------|----------------------|------|-------|------|
| 2018 | Louisville | 37 | 492 | 13.3 |
| 2018 | Wake Forest | 40 | 471 | 11.8 |
| 2019 | Wofford | 37 | 419 | 11.3 |
| 1903 | Georgia Tech | 55 | 615 | 11.2 |
| 1945 | Presbyterian College | 50 | 516 | 10.3 |

Note: Minimum 300 rushing yards.

YARDS PER PASSING ATTEMPT

| Year | Opponent | C-A | Yards | Y/A |
|------|----------------|-------|-------|------|
| 1963 | Duke | 13-20 | 364 | 18.2 |
| 1947 | Furman | 11-16 | 280 | 17.5 |
| 2006 | Temple | 12-13 | 222 | 17.1 |
| 1991 | South Carolina | 13-15 | 231 | 15.4 |
| 1966 | Virginia | 13-21 | 315 | 15.0 |

Note: Minimum 200 passing yards.

YARDS PER COMPLETION

| Year | Opponent | C-A | Yards | Y/C |
|------|----------|-------|-------|------|
| 1963 | Duke | 13-20 | 364 | 28.0 |
| 1971 | Virginia | 9-18 | 252 | 28.0 |
| 1950 | Duquesne | 8-20 | 223 | 27.9 |
| 1978 | Maryland | 8-17 | 216 | 27.0 |
| 1953 | Auburn | 10-21 | 258 | 25.8 |

Note: Minimum 200 passing yards.

POINTS AT MEMORIAL STADIUM BY CLEMSON

| Pts | CU-Opp. | Opponent | Date |
|-----|---------|----------------------|------------|
| 82 | 82-24 | Wake Forest | 10-31-1981 |
| 77 | 77-16 | Louisville | 11-3-2018 |
| 76 | 76-0 | Presbyterian College | 11-22-1945 |
| 73 | 73-7 | SC State | 9-6-2014 |
| 70 | 70-14 | Central Michigan | 10-20-2007 |
| 69 | 69-7 | Presbyterian College | 9-17-1949 |
| 66 | 66-0 | Presbyterian College | 11-21-1957 |
| 62 | 62-9 | Missouri | 9-9-2000 |
| 62 | 62-48 | NC State | 11-17-2012 |
| 61 | 61-3 | The Citadel | 11-18-2017 |

POINTS AT CLEMSON BY OPPONENT

| Pts | CU-Opp. | Opponent | Date |
|-----|---------|---------------|------------|
| 66 | 13-66 | Camp Hancock | 11-9-1918 |
| 51 | 14-51 | Florida State | 10-19-2013 |
| 50 | 6-50 | Virginia Tech | 11-1-1924 |
| 48 | 62-48 | NC State | 11-17-2012 |
| 46 | 39-46 | NC State | 10-31-1998 |
| 45 | 19-45 | Auburn | 11-21-1953 |
| 45 | 7-45 | NC State | 10-25-1975 |
| 45 | 26-45 | Florida State | 9-9-1995 |
| 44 | 0-44 | Auburn | 10-10-1970 |

POINTS AT MEMORIAL STADIUM BY OPPONENT

| Pts | CU-Opp. | Opponent | Date |
|-----|---------|----------------|------------|
| 51 | 14-51 | Florida State | 10-19-2013 |
| 48 | 62-48 | NC State | 11-17-2012 |
| 46 | 39-46 | NC State | 10-31-1998 |
| 45 | 19-45 | Auburn | 11-21-1953 |
| 45 | 7-45 | NC State | 10-25-1975 |
| 45 | 26-45 | Florida State | 9-9-1995 |
| 44 | 0-44 | Auburn | 10-10-1970 |
| 43 | 7-43 | Florida State | 11-1-1975 |
| 43 | 42-43 | Pittsburgh | 11-12-2016 |
| 42 | 7-42 | North Carolina | 11-14-1970 |

^ - one overtime

500-YARD TEAM TOTAL OFFENSE GAMES

| Year | Opponent | W-L | Site | PL | Rush | Pass | Total |
|------|----------------------|-----|------|-----|------|------|-------|
| 1981 | Wake Forest | W | H | 87 | 536 | 220 | 756 |
| 2012 | NC State | W | H | 102 | 328 | 426 | 754 |
| 2018 | South Carolina | W | H | 92 | 351 | 393 | 744 |
| 2014 | SC State | W | H | 93 | 268 | 467 | 735 |
| 2012 | Duke | W | A | 81 | 334 | 384 | 718 |
| 2019 | Wofford | W | H | 64 | 419 | 283 | 702 |
| 2018 | Wake Forest | W | A | 70 | 471 | 227 | 698 |
| 2019 | Boston College | W | H | 80 | 302 | 372 | 674 |
| 2017 | Kent State | W | H | 78 | 353 | 312 | 665 |
| 2017 | The Citadel | W | H | 67 | 183 | 479 | 662 |
| 2018 | Louisville | W | H | 57 | 492 | 169 | 661 |
| 2007 | Central Michigan | W | H | 88 | 341 | 315 | 656 |
| 2019 | Georgia Tech | W | H | 79 | 411 | 221 | 632 |
| 2016 | Pittsburgh | L | H | 95 | 50 | 580 | 630 |
| 2011 | Auburn | W | H | 92 | 238 | 386 | 624 |
| 2013 | Syracuse | W | A | 77 | 156 | 468 | 624 |
| 2000 | Wake Forest | W | H | 87 | 436 | 187 | 623 |
| 2015 | NC State | W | A | 80 | 240 | 383 | 623 |
| 2016 | South Carolina | W | H | 89 | 250 | 372 | 622 |
| 2019 | Virginia | W | N | 67 | 211 | 408 | 619 |
| 1903 | Georgia Tech | W | A | 55 | 615 | 0 | 615 |
| 2017 | Louisville | W | A | 81 | 297 | 316 | 613 |
| 2019 | Syracuse | W | A | 71 | 221 | 391 | 612 |
| 2013 | Virginia | W | A | 88 | 175 | 435 | 610 |
| 2001 | Duke | W | H | 76 | 328 | 280 | 608 |
| 2007 | NC State | W | A | 89 | 340 | 268 | 608 |
| 2015 | North Carolina | W | N | 98 | 319 | 289 | 608 |
| 1992 | Chattanooga | W | H | 71 | 440 | 166 | 606 |
| 2012 | Georgia Tech | W | H | 93 | 204 | 397 | 601 |
| 1945 | Presbyterian College | W | H | 56 | 516 | 81 | 597 |
| 2018 | Georgia Southern | W | H | 77 | 309 | 286 | 595 |
| 2011 | Maryland | W | A | 80 | 306 | 270 | 576 |
| 2012 | Boston College | W | A | 84 | 209 | 367 | 576 |
| 2013 | Ohio State | W | N | 76 | 198 | 378 | 576 |
| 2013 | Wake Forest | W | H | 83 | 166 | 407 | 573 |
| 2015 | Syracuse | W | A | 84 | 202 | 368 | 570 |
| 1978 | The Citadel | W | H | 81 | 322 | 245 | 567 |
| 2001 | NC State | W | A | 79 | 234 | 333 | 567 |
| 2015 | Miami (Fla.) | W | A | 88 | 416 | 151 | 567 |
| 1981 | Duke | W | A | 79 | 323 | 240 | 563 |
| 2016 | Syracuse | W | H | 84 | 192 | 370 | 562 |
| 2006 | Temple | W | N | 58 | 337 | 222 | 559 |
| 1950 | Presbyterian College | W | H | 78 | 436 | 122 | 558 |
| 1999 | Duke | W | H | 86 | 239 | 319 | 558 |
| 2013 | The Citadel | W | H | 75 | 208 | 350 | 558 |
| 1974 | South Carolina | W | H | 70 | 433 | 123 | 556 |
| 2016 | SC State | W | H | 78 | 227 | 328 | 555 |
| 2015 | Wake Forest | W | H | 82 | 171 | 381 | 552 |
| 2019 | Florida State | W | H | 91 | 320 | 232 | 552 |
| 2013 | Georgia Tech | W | H | 67 | 168 | 383 | 551 |
| 2019 | Louisville | W | A | 70 | 298 | 253 | 551 |
| 1978 | Virginia | W | H | 87 | 419 | 131 | 550 |
| 1978 | Wake Forest | W | A | 96 | 342 | 208 | 550 |
| 2015 | Alabama | L | N | 85 | 145 | 405 | 550 |
| 2019 | NC State | W | A | 77 | 246 | 303 | 549 |
| 2001 | Louisiana Tech | W | N | 84 | 273 | 275 | 548 |
| 1984 | Duke | W | H | 67 | 312 | 235 | 547 |
| 1950 | Furman | W | H | 71 | 367 | 179 | 546 |
| 1983 | Maryland | W | H | 84 | 350 | 194 | 544 |
| 1999 | Maryland | W | A | 79 | 290 | 252 | 542 |
| 2003 | South Carolina | W | A | 67 | 240 | 302 | 542 |
| 2013 | Maryland | W | A | 98 | 236 | 304 | 540 |
| 2018 | Notre Dame | W | N | 78 | 211 | 327 | 538 |
| 2015 | Georgia Tech | W | H | 74 | 201 | 336 | 537 |
| 2012 | Wake Forest | W | A | 85 | 101 | 433 | 534 |
| 1988 | Duke | W | H | 79 | 388 | 145 | 533 |
| 2015 | Wofford | W | H | 80 | 222 | 311 | 533 |
| 1951 | Presbyterian College | W | H | 67 | 409 | 123 | 532 |
| 2015 | Boston College | W | H | 78 | 112 | 420 | 532 |
| 1947 | Presbyterian College | W | H | 51 | 329 | 202 | 531 |
| 1954 | The Citadel | W | H | 74 | 408 | 123 | 531 |
| 2018 | Furman | W | H | 70 | 249 | 282 | 531 |
| 2002 | North Carolina | W | A | 70 | 256 | 274 | 530 |
| 2015 | Oklahoma | W | N | 90 | 312 | 218 | 530 |
| 1957 | Presbyterian College | W | H | 79 | 439 | 89 | 528 |
| 1987 | Maryland | W | H | 79 | 355 | 173 | 528 |
| 2003 | North Carolina | W | H | 72 | 219 | 309 | 528 |
| 2012 | Auburn | W | N | 87 | 320 | 208 | 528 |
| 2014 | North Carolina | W | H | 83 | 92 | 436 | 528 |
| 1952 | Presbyterian College | W | H | 69 | 393 | 134 | 527 |
| 2000 | Duke | W | A | 79 | 315 | 212 | 527 |
| 2019 | South Carolina | W | A | 83 | 211 | 316 | 527 |
| 2006 | Louisiana Tech | W | H | 58 | 393 | 133 | 526 |
| 2012 | Ball State | W | H | 84 | 154 | 372 | 526 |
| 1950 | Missouri | W | A | 72 | 420 | 105 | 525 |
| 2008 | The Citadel | W | H | 63 | 252 | 273 | 525 |
| 1941 | Presbyterian College | W | H | 70 | 357 | 167 | 524 |
| 1951 | Auburn | W | H | 79 | 330 | 194 | 524 |
| 2018 | Florida State | W | A | 77 | 120 | 404 | 524 |
| 1949 | Presbyterian College | W | H | 75 | 398 | 124 | 522 |
| 1974 | North Carolina | W | H | 74 | 390 | 132 | 522 |
| 2011 | Wake Forest | W | H | 86 | 179 | 343 | 522 |
| 1982 | Duke | W | H | 72 | 393 | 127 | 520 |
| 2019 | Wake Forest | W | H | 73 | 168 | 348 | 516 |
| 1947 | Furman | W | A | 66 | 235 | 280 | 515 |
| 2015 | South Carolina | W | A | 74 | 236 | 279 | 515 |
| 1983 | Duke | W | A | 75 | 383 | 131 | 514 |
| 2005 | Temple | W | H | 67 | 155 | 359 | 514 |
| 1988 | Maryland | W | A | 65 | 373 | 139 | 512 |
| 2013 | SC State | W | H | 95 | 183 | 329 | 512 |
| 2015 | Florida State | W | H | 85 | 215 | 297 | 512 |
| 1991 | Virginia | T | H | 81 | 315 | 196 | 511 |
| 2016 | Florida State | W | A | 81 | 133 | 378 | 511 |
| 2016 | Alabama | W | N | 99 | 91 | 420 | 511 |
| 1983 | Virginia | W | H | 79 | 310 | 199 | 509 |
| 2016 | Boston College | W | A | 61 | 230 | 278 | 508 |
| 2016 | Louisville | W | H | 62 | 201 | 306 | 507 |
| 2006 | North Carolina | W | H | 79 | 324 | 180 | 504 |
| 1991 | South Carolina | W | A | 77 | 272 | 231 | 503 |
| 2007 | Louisiana-Monroe | W | H | 62 | 184 | 319 | 503 |
| 1973 | Virginia | W | H | 89 | 275 | 227 | 502 |
| 2001 | Georgia Tech | W | A | 84 | 248 | 254 | 502 |
| 1973 | Wake Forest | W | H | 85 | 300 | 200 | 500 |
| 1988 | North Carolina | W | H | 93 | 336 | 164 | 500 |
| 2011 | Boston College | W | H | 78 | 180 | 320 | 500 |

Note: Clemson's record when totaling at least 500 yards of total offense is 112-2-1.

SAMMY WATKINS HELPED THE TIGERS TALLY 754 YARDS AGAINST NC STATE IN 2012. IT IS THE SECOND-HIGHEST TOTAL IN SCHOOL HISTORY.



300-YARD TEAM RUSHING GAMES

| Year | Opponent | W-L | Site | Y/C | Car. | Yards |
|------|----------------------|-----|------|------|------|-------|
| 1903 | Georgia Tech | W | A | 11.2 | 55 | 615 |
| 1981 | Wake Forest | W | H | 7.9 | 68 | 536 |
| 1945 | Presbyterian College | W | H | 10.3 | 50 | 516 |
| 2018 | Louisville | W | H | 13.3 | 37 | 492 |
| 2018 | Wake Forest | W | A | 11.8 | 40 | 471 |
| 1948 | Furman | W | H | 7.6 | 59 | 448 |
| 1992 | Chattanooga | W | H | 8.2 | 54 | 440 |
| 1957 | Presbyterian College | W | H | 6.5 | 68 | 439 |
| 1950 | Presbyterian College | W | H | 7.2 | 61 | 436 |
| 2000 | Wake Forest | W | H | 6.6 | 66 | 436 |
| 1955 | Furman | W | A | 7.2 | 60 | 434 |
| 1974 | South Carolina | W | H | 7.0 | 62 | 433 |
| 1995 | Duke | W | H | 6.7 | 65 | 433 |
| 1950 | Missouri | W | A | 7.4 | 57 | 420 |
| 1978 | Virginia | W | A | 6.3 | 67 | 419 |
| 1982 | Virginia | W | A | 6.3 | 67 | 419 |
| 2019 | Wofford | W | H | 11.3 | 37 | 419 |
| 2015 | Miami (Fla.) | W | A | 6.6 | 63 | 416 |
| 2019 | Georgia Tech | W | H | 8.4 | 49 | 411 |
| 1951 | Presbyterian College | W | H | 7.7 | 53 | 409 |
| 1954 | The Citadel | W | H | 6.4 | 64 | 408 |
| 1987 | Virginia | W | H | 5.8 | 69 | 403 |
| 1992 | Virginia | W | A | 6.9 | 58 | 402 |
| 1949 | Presbyterian College | W | H | 8.1 | 49 | 398 |
| 1944 | Presbyterian College | W | H | 6.8 | 58 | 397 |
| 1978 | South Carolina | W | H | 5.7 | 70 | 397 |
| 1941 | Virginia Military | W | A | 8.4 | 47 | 393 |
| 1952 | Presbyterian College | W | H | 7.2 | 55 | 393 |
| 1982 | Duke | W | H | 6.2 | 63 | 393 |
| 2006 | Louisiana Tech | W | H | 9.6 | 41 | 393 |
| 1974 | North Carolina | W | H | 5.8 | 67 | 390 |
| 1990 | Appalachian State | W | H | 7.3 | 53 | 389 |
| 1988 | Duke | W | H | 6.0 | 65 | 388 |
| 1978 | Villanova | W | H | 6.1 | 63 | 385 |
| 1986 | Virginia | W | A | 6.0 | 64 | 385 |
| 1958 | Virginia | W | H | 5.4 | 71 | 384 |
| 1983 | Duke | W | A | 6.4 | 60 | 383 |
| 1942 | Presbyterian College | W | H | 6.6 | 57 | 378 |
| 1988 | Maryland | W | A | 7.3 | 51 | 373 |
| 1986 | The Citadel | W | H | 5.9 | 62 | 368 |
| 1950 | Furman | W | H | 6.0 | 61 | 367 |
| 1939 | Presbyterian College | W | H | 8.9 | 41 | 366 |
| 1993 | Virginia | W | H | 5.6 | 65 | 361 |
| 1941 | Presbyterian College | W | H | 7.1 | 50 | 357 |
| 1987 | Maryland | W | H | 5.3 | 67 | 355 |
| 1989 | South Carolina | W | A | 5.6 | 63 | 355 |
| 1991 | Duke | W | N | 6.2 | 57 | 355 |
| 2017 | Kent State | W | H | 8.2 | 43 | 353 |
| 2018 | South Carolina | W | H | 6.4 | 55 | 351 |
| 1983 | Maryland | W | H | 5.2 | 68 | 350 |
| 1988 | Wake Forest | W | A | 6.2 | 56 | 349 |
| 1990 | Duke | W | H | 5.9 | 59 | 345 |
| 1978 | Wake Forest | W | A | 4.4 | 77 | 342 |
| 2017 | Boston College | W | H | 5.9 | 58 | 342 |
| 1938 | George Washington | W | N | 5.7 | 60 | 341 |
| 1941 | Wake Forest | W | H | 6.8 | 50 | 341 |
| 1990 | Georgia | W | H | 5.2 | 66 | 341 |
| 2007 | Central Michigan | W | H | 5.6 | 61 | 341 |
| 1962 | Furman | W | A | 4.8 | 71 | 340 |
| 2007 | NC State | W | A | 6.8 | 50 | 340 |
| 1977 | Wake Forest | W | H | 5.0 | 67 | 338 |
| 2006 | Temple | W | N | 7.5 | 45 | 337 |
| 1988 | North Carolina | W | H | 4.9 | 69 | 336 |
| 1953 | Presbyterian College | W | H | 6.2 | 54 | 335 |
| 2012 | Duke | W | A | 6.4 | 52 | 334 |
| 1989 | North Carolina | W | A | 4.7 | 70 | 332 |
| 1948 | Presbyterian College | W | H | 6.8 | 49 | 331 |
| 1964 | Virginia | W | H | 6.3 | 53 | 331 |
| 1951 | Auburn | W | H | 6.4 | 52 | 330 |
| 1990 | Long Beach State | W | H | 5.1 | 65 | 330 |
| 1947 | Presbyterian College | W | H | 8.9 | 37 | 329 |
| 1956 | Furman | W | H | 5.1 | 64 | 328 |
| 2001 | Duke | W | H | 8.5 | 45 | 328 |
| 2012 | NC State | W | H | 5.7 | 58 | 328 |
| 1958 | Vanderbilt | W | A | 5.2 | 63 | 327 |
| 2000 | Virginia | W | A | 7.6 | 43 | 327 |
| 1956 | Presbyterian College | W | H | 6.3 | 52 | 326 |
| 1986 | North Carolina | W | H | 5.8 | 56 | 326 |
| 1946 | Presbyterian College | W | A | --- | --- | 325 |
| 2006 | North Carolina | W | H | 5.6 | 58 | 324 |
| 1979 | Duke | W | A | 4.1 | 78 | 323 |
| 1981 | Duke | W | A | 5.5 | 59 | 323 |
| 1995 | South Carolina | W | A | 5.4 | 60 | 323 |
| 2009 | Georgia Tech | L | N | 9.5 | 34 | 323 |
| 1978 | The Citadel | W | H | 5.0 | 64 | 322 |
| 1969 | Wake Forest | W | H | 5.3 | 61 | 321 |
| 1995 | Florida State | L | H | 5.5 | 58 | 321 |
| 2006 | Georgia Tech | W | H | 8.4 | 38 | 321 |

TRAVIS ETIENNE HAD 205 OF CLEMSON'S 411 RUSHING YARDS VERSUS GEORGIA TECH IN 2019.



| | | | | | | |
|------|-------------------|---|---|-----|----|-----|
| 1995 | Maryland | W | A | 5.0 | 64 | 320 |
| 2012 | Auburn | W | N | 6.2 | 52 | 320 |
| 2019 | Florida State | W | H | 6.0 | 53 | 320 |
| 1944 | Virginia Military | W | H | 6.3 | 51 | 319 |
| 1945 | Virginia Tech | W | H | 6.8 | 47 | 319 |
| 2015 | North Carolina | W | N | 5.7 | 56 | 319 |
| 1950 | Auburn | W | A | 5.2 | 61 | 319 |
| 1947 | Duquesne | W | A | 5.8 | 55 | 318 |
| 1939 | South Carolina | W | A | 5.2 | 61 | 317 |
| 1991 | Wake Forest | W | H | 5.2 | 61 | 316 |
| 1957 | Duke | L | A | 5.2 | 61 | 315 |
| 1991 | Virginia | T | H | 5.4 | 58 | 315 |
| 2000 | Duke | W | A | 5.6 | 56 | 315 |
| 1940 | Wofford | W | H | 5.0 | 63 | 314 |
| 1963 | Virginia | W | A | 4.4 | 71 | 314 |
| 1972 | Wake Forest | W | A | 4.5 | 70 | 314 |
| 1984 | Duke | W | H | 6.5 | 48 | 312 |
| 2015 | Oklahoma | W | N | 5.4 | 58 | 312 |
| 1963 | Wake Forest | W | H | 5.0 | 62 | 310 |
| 1983 | Virginia | W | H | 5.2 | 60 | 310 |
| 1963 | Maryland | W | H | 4.6 | 67 | 309 |

| | | | | | | |
|------|------------------|---|---|-----|----|-----|
| 1979 | Virginia | W | H | 4.3 | 72 | 309 |
| 2018 | Georgia Southern | W | H | 6.7 | 46 | 309 |
| 1987 | Virginia Tech | W | A | 5.1 | 60 | 308 |
| 1983 | Western Carolina | W | H | 4.9 | 63 | 307 |
| 1962 | South Carolina | W | H | 4.7 | 65 | 306 |
| 1979 | Georgia | W | H | 4.3 | 71 | 306 |
| 1985 | Wake Forest | W | H | 4.7 | 65 | 306 |
| 2011 | Maryland | W | A | 7.3 | 42 | 306 |
| 1968 | Duke | W | H | 6.0 | 51 | 305 |
| 1950 | Boston College | W | A | 5.6 | 54 | 304 |
| 1974 | Georgia | W | H | 5.0 | 61 | 304 |
| 1981 | NC State | W | H | 5.2 | 59 | 304 |
| 1962 | North Carolina | W | H | 4.5 | 68 | 303 |
| 1984 | Virginia | W | A | 5.0 | 60 | 302 |
| 1986 | Wake Forest | W | A | 5.0 | 60 | 302 |
| 2019 | Boston College | W | H | 6.9 | 44 | 302 |
| 2018 | Pittsburgh | W | N | 8.6 | 35 | 301 |
| 1973 | Wake Forest | W | H | 5.0 | 60 | 300 |
| 1976 | North Carolina | L | H | 4.6 | 65 | 300 |

Note: Clemson's record when totaling at least 300 rushing yards is 123-4-1; Clemson is 80-0 when it rushes for at least 324 yards.

200-YARD TEAM PASSING GAMES

| Year | Opponent | W-L | Site | C | A | Yards |
|------|-------------------|-----|------|----|----|-------|
| 2016 | Pittsburgh | L | H | 52 | 70 | 580 |
| 2017 | The Citadel | W | H | 31 | 41 | 479 |
| 2013 | Syracuse | W | A | 24 | 33 | 468 |
| 2014 | SC State | W | H | 32 | 42 | 467 |
| 2014 | North Carolina | W | H | 28 | 39 | 436 |
| 2013 | Virginia | W | A | 34 | 45 | 435 |
| 2012 | Wake Forest | W | A | 29 | 40 | 433 |
| 2012 | NC State | W | H | 30 | 44 | 426 |
| 2002 | Duke | W | A | 34 | 52 | 420 |
| 2015 | Boston College | W | H | 27 | 42 | 420 |
| 2016 | Alabama | W | N | 36 | 57 | 420 |
| 2019 | Virginia | W | N | 21 | 29 | 408 |
| 2013 | Wake Forest | W | H | 28 | 36 | 407 |
| 2015 | Alabama | L | N | 30 | 47 | 405 |
| 2018 | Florida State | W | A | 24 | 44 | 404 |
| 2012 | Georgia Tech | W | H | 26 | 42 | 397 |
| 2018 | South Carolina | W | H | 27 | 37 | 393 |
| 2019 | Syracuse | W | A | 23 | 42 | 391 |
| 2011 | Auburn | W | H | 30 | 42 | 386 |
| 2012 | Duke | W | A | 21 | 29 | 384 |
| 2013 | Georgia Tech | W | H | 23 | 30 | 383 |
| 2015 | NC State | W | A | 23 | 30 | 383 |
| 2015 | Wake Forest | W | H | 28 | 40 | 381 |
| 2018 | NC State | W | H | 32 | 48 | 380 |
| 2013 | Ohio State | W | N | 31 | 40 | 378 |
| 2016 | Florida State | W | A | 27 | 43 | 378 |
| 2016 | NC State | W | H | 39 | 52 | 378 |
| 2011 | North Carolina | W | H | 28 | 48 | 373 |
| 2007 | Virginia Tech | L | H | 38 | 67 | 372 |
| 2012 | Ball State | W | H | 33 | 44 | 372 |
| 2016 | South Carolina | W | H | 30 | 36 | 372 |
| 2019 | Boston College | W | H | 25 | 36 | 372 |
| 2016 | Syracuse | W | H | 27 | 40 | 370 |
| 2015 | Syracuse | W | A | 35 | 48 | 368 |
| 2012 | Boston College | W | A | 28 | 38 | 367 |
| 1963 | Duke | L | A | 13 | 20 | 364 |
| 2005 | Temple | W | H | 22 | 33 | 359 |
| 1998 | Wake Forest | L | H | 21 | 39 | 350 |
| 2013 | The Citadel | W | H | 24 | 32 | 350 |
| 2019 | Wake Forest | W | H | 26 | 35 | 348 |
| 2018 | Alabama | W | N | 20 | 32 | 347 |
| 2012 | Louisiana State | W | N | 36 | 50 | 346 |
| 2003 | Duke | W | H | 28 | 43 | 344 |
| 2011 | Florida State | W | H | 22 | 35 | 344 |
| 1999 | Virginia | W | H | 24 | 32 | 343 |
| 2003 | Wake Forest | L | A | 35 | 57 | 343 |
| 2006 | Boston College | L | A | 25 | 40 | 343 |
| 2011 | Wake Forest | W | H | 27 | 44 | 343 |
| 1965 | North Carolina | L | A | 23 | 48 | 342 |
| 2015 | Georgia Tech | W | H | 23 | 33 | 336 |
| 2002 | Florida State | L | A | 18 | 28 | 334 |
| 2013 | Boston College | W | H | 30 | 45 | 334 |
| 2001 | NC State | W | A | 23 | 27 | 333 |
| 1998 | NC State | L | H | 27 | 38 | 329 |
| 2013 | SC State | W | H | 36 | 51 | 329 |
| 2016 | SC State | W | H | 27 | 35 | 328 |
| 2018 | Notre Dame | W | N | 27 | 41 | 327 |
| 2008 | Duke | W | H | 27 | 38 | 326 |
| 2009 | Miami (Fla.) | W | A | 25 | 37 | 326 |
| 2003 | Maryland | L | A | 22 | 45 | 320 |
| 2011 | Boston College | W | H | 22 | 37 | 320 |
| 1999 | Duke | W | H | 25 | 34 | 319 |
| 2002 | Texas Tech | L | N | 25 | 56 | 319 |
| 2007 | Louisiana-Monroe | W | H | 26 | 34 | 319 |
| 2014 | Oklahoma | W | N | 26 | 37 | 319 |
| 2007 | Furman | W | H | 18 | 22 | 317 |
| 2017 | Louisville | W | A | 23 | 33 | 316 |
| 2019 | South Carolina | W | A | 28 | 43 | 316 |
| 1966 | Virginia | W | H | 13 | 21 | 315 |
| 2007 | Central Michigan | W | H | 23 | 27 | 315 |
| 2012 | Furman | W | H | 23 | 34 | 314 |
| 2017 | Kent State | W | H | 25 | 35 | 312 |
| 2015 | Wofford | W | H | 30 | 37 | 311 |
| 2003 | North Carolina | W | H | 18 | 35 | 309 |
| 1999 | Mississippi State | L | N | 25 | 56 | 306 |
| 2014 | Florida State | L | A | 22 | 33 | 306 |
| 2016 | Louisville | W | H | 20 | 31 | 306 |
| 2005 | Wake Forest | L | A | 28 | 42 | 304 |
| 2011 | Georgia Tech | L | A | 24 | 41 | 304 |
| 2013 | Maryland | W | A | 28 | 41 | 304 |
| 2016 | Georgia Tech | W | A | 32 | 48 | 304 |
| 2011 | NC State | L | A | 25 | 41 | 303 |
| 2019 | NC State | W | A | 25 | 36 | 303 |
| 2003 | South Carolina | W | A | 18 | 26 | 302 |
| 2003 | Furman | W | H | 23 | 31 | 301 |
| 2012 | Maryland | W | H | 23 | 34 | 301 |
| 1975 | Georgia Tech | L | A | 18 | 30 | 300 |
| 2003 | Middle Tennessee | W | H | 23 | 28 | 298 |



TAJH BOYD HAD 455 OF CLEMSON'S 468 PASSING YARDS, THE MOST BY CLEMSON IN A GAME AWAY FROM HOME, AT SYRACUSE IN 2013.

| | | | | | | |
|------|------------------|---|---|----|----|-----|
| 2003 | Georgia Tech | W | A | 23 | 39 | 298 |
| 2018 | Texas A&M | W | A | 17 | 27 | 298 |
| 2015 | Florida State | W | H | 28 | 43 | 297 |
| 2000 | North Carolina | W | A | 14 | 25 | 296 |
| 2018 | Boston College | W | A | 29 | 41 | 295 |
| 2003 | Virginia | W | H | 28 | 45 | 294 |
| 2016 | Troy | W | H | 27 | 53 | 292 |
| 1969 | Duke | L | A | 15 | 31 | 290 |
| 2012 | Florida State | L | A | 22 | 39 | 290 |
| 2015 | North Carolina | W | N | 26 | 42 | 289 |
| 2004 | Wake Forest | W | H | 20 | 41 | 288 |
| 2005 | Miami (Fla.) | L | H | 31 | 55 | 288 |
| 2016 | Virginia Tech | W | A | 23 | 34 | 288 |
| 2002 | South Carolina | W | H | 27 | 39 | 287 |
| 1997 | Wake Forest | W | A | 18 | 26 | 286 |
| 2018 | Georgia Southern | W | H | 21 | 31 | 286 |
| 1997 | Florida State | L | H | 20 | 40 | 285 |
| 1999 | NC State | L | A | 24 | 42 | 285 |
| 2014 | Boston College | W | A | 29 | 46 | 285 |
| 2017 | South Carolina | W | A | 25 | 38 | 285 |
| 2001 | Wofford | W | H | 26 | 37 | 283 |

| | | | | | | |
|------|----------------|---|---|----|----|-----|
| 2019 | Wofford | W | H | 19 | 27 | 283 |
| 2014 | Wake Forest | W | A | 27 | 42 | 282 |
| 2018 | Furman | W | H | 23 | 35 | 282 |
| 1947 | Furman | W | A | 11 | 16 | 280 |
| 2001 | Duke | W | H | 18 | 31 | 280 |
| 2015 | South Carolina | W | A | 20 | 27 | 279 |
| 2016 | Boston College | W | A | 16 | 26 | 278 |
| 2001 | Florida State | L | H | 22 | 41 | 277 |
| 2000 | Missouri | W | H | 15 | 24 | 275 |
| 2001 | Louisiana Tech | W | N | 16 | 29 | 275 |
| 2004 | Georgia Tech | L | H | 20 | 43 | 275 |
| 1957 | Furman | W | A | 14 | 27 | 274 |
| 2002 | North Carolina | W | A | 12 | 20 | 274 |
| 1992 | Maryland | L | A | 25 | 55 | 273 |
| 1997 | Duke | W | H | 12 | 21 | 273 |
| 1999 | Wake Forest | W | A | 26 | 40 | 273 |
| 2008 | The Citadel | W | H | 21 | 29 | 273 |
| 2003 | Florida State | W | H | 17 | 27 | 272 |
| 2006 | Kentucky | L | N | 23 | 39 | 272 |
| 1987 | NC State | L | H | 21 | 54 | 271 |
| 2011 | Troy | W | H | 21 | 31 | 271 |

200-YARD TEAM PASSING GAMES



BEHIND WOODROW DANTZLER, THE TIGERS TOTALED 220 PASSING YARDS IN A WIN OVER NC STATE IN 2000.

| | | | | | | |
|------|-------------------|---|---|----|----|-----|
| 1981 | Maryland | W | H | 20 | 29 | 270 |
| 2011 | Maryland | W | A | 26 | 38 | 270 |
| 2013 | Georgia | W | H | 18 | 30 | 270 |
| 2005 | Florida State | W | H | 21 | 33 | 269 |
| 2007 | NC State | W | A | 25 | 39 | 268 |
| 2019 | Texas A&M | W | H | 24 | 35 | 268 |
| 2014 | NC State | W | H | 17 | 30 | 267 |
| 2007 | Wake Forest | W | H | 27 | 36 | 266 |
| 2014 | South Carolina | W | H | 15 | 21 | 266 |
| 1989 | Georgia Tech | L | H | 21 | 33 | 265 |
| 2016 | Ohio State | W | N | 24 | 37 | 265 |
| 2017 | Wake Forest | W | H | 29 | 41 | 263 |
| 2008 | NC State | W | H | 20 | 28 | 262 |
| 2009 | Georgia Tech | L | A | 15 | 32 | 261 |
| 2011 | Wofford | W | H | 18 | 29 | 261 |
| 1980 | Virginia Tech | W | H | 14 | 27 | 260 |
| 2019 | Ohio State | W | N | 18 | 33 | 259 |
| 1953 | Auburn | L | H | 10 | 21 | 258 |
| 2004 | Miami (Fla.) | W | A | 21 | 37 | 258 |
| 1946 | Tulane | L | A | 15 | 29 | 256 |
| 1967 | Auburn | L | A | 18 | 43 | 255 |
| 2001 | Georgia Tech | W | A | 18 | 32 | 254 |
| 2017 | Miami (Fla.) | W | N | 25 | 34 | 254 |
| 2019 | Louisville | W | A | 22 | 33 | 253 |
| 1971 | Virginia | W | A | 9 | 18 | 252 |
| 1999 | Maryland | W | A | 16 | 23 | 252 |
| 2008 | Boston College | W | A | 21 | 33 | 252 |
| 2015 | Appalachian State | W | H | 21 | 31 | 252 |
| 2001 | Virginia | L | A | 25 | 34 | 251 |
| 2006 | Maryland | L | H | 18 | 27 | 251 |
| 2018 | Duke | W | H | 21 | 39 | 251 |
| 1997 | Appalachian State | W | H | 20 | 31 | 250 |
| 1997 | NC State | W | A | 20 | 32 | 250 |
| 2011 | West Virginia | L | N | 24 | 47 | 250 |
| 1999 | South Carolina | W | A | 14 | 27 | 249 |
| 2002 | Louisiana Tech | W | H | 26 | 44 | 249 |
| 1983 | NC State | W | H | 17 | 26 | 248 |
| 2016 | Auburn | W | A | 19 | 34 | 248 |
| 1989 | Wake Forest | W | H | 15 | 26 | 247 |
| 1991 | Georgia | L | A | 19 | 38 | 246 |
| 2003 | Tennessee | W | N | 22 | 40 | 246 |
| 2005 | NC State | W | A | 22 | 31 | 246 |
| 2010 | South Florida | L | N | 24 | 41 | 246 |
| 1978 | The Citadel | W | H | 15 | 17 | 245 |
| 1970 | Duke | L | H | 23 | 39 | 244 |
| 1977 | Virginia | W | H | 13 | 23 | 244 |
| 1999 | Marshall | L | H | 27 | 42 | 244 |
| 2013 | NC State | W | A | 24 | 37 | 244 |

| | | | | | | |
|------|-----------------|---|---|----|----|-----|
| 1975 | North Carolina | W | A | 12 | 19 | 243 |
| 2000 | Virginia Tech | L | N | 21 | 44 | 243 |
| 1970 | Wake Forest | L | H | 21 | 36 | 242 |
| 2009 | Florida State | W | H | 18 | 30 | 242 |
| 1997 | Texas-El Paso | W | H | 18 | 28 | 241 |
| 1981 | Duke | W | A | 14 | 20 | 240 |
| 2011 | Virginia Tech | W | N | 20 | 30 | 240 |
| 1995 | Wake Forest | W | A | 18 | 25 | 239 |
| 2010 | Florida State | L | A | 28 | 44 | 239 |
| 1970 | Florida State | L | A | 24 | 48 | 237 |
| 2008 | Florida State | L | A | 20 | 35 | 237 |
| 1984 | Duke | W | H | 12 | 19 | 235 |
| 1999 | Virginia | W | H | 19 | 26 | 234 |
| 2019 | Louisiana State | L | N | 18 | 37 | 234 |
| 1984 | Virginia | W | A | 13 | 23 | 233 |
| 2018 | Georgia Tech | W | A | 19 | 30 | 232 |
| 2019 | Florida State | W | H | 24 | 38 | 232 |
| 1991 | South Carolina | W | A | 13 | 15 | 231 |
| 1998 | Duke | L | A | 19 | 40 | 231 |
| 2010 | Wake Forest | W | A | 19 | 25 | 231 |
| 2019 | Charlotte | W | H | 17 | 25 | 231 |
| 1991 | Maryland | W | H | 14 | 25 | 230 |
| 1970 | Virginia | W | H | 18 | 28 | 229 |
| 2007 | South Carolina | W | A | 28 | 39 | 229 |
| 1971 | NC State | L | H | 16 | 32 | 227 |
| 1973 | Virginia | W | H | 15 | 23 | 227 |
| 1993 | Florida State | L | A | 16 | 32 | 227 |
| 2008 | SC State | W | H | 22 | 31 | 227 |
| 2018 | Wake Forest | W | A | 25 | 30 | 227 |
| 2007 | Boston College | L | H | 26 | 40 | 226 |
| 1969 | Georgia | L | H | 20 | 40 | 225 |
| 2013 | South Carolina | L | A | 19 | 28 | 225 |
| 1950 | Duquesne | W | H | 8 | 20 | 223 |
| 2002 | Virginia | L | A | 23 | 33 | 223 |
| 2000 | The Citadel | W | H | 21 | 33 | 222 |
| 2006 | Temple | W | N | 12 | 13 | 222 |
| 2019 | Georgia Tech | W | H | 18 | 30 | 221 |
| 1981 | Wake Forest | W | H | 11 | 19 | 220 |
| 1985 | Virginia Tech | W | A | 17 | 30 | 220 |
| 2000 | NC State | W | H | 18 | 30 | 220 |
| 2010 | Auburn | L | A | 20 | 34 | 220 |
| 2001 | Maryland | L | A | 18 | 37 | 218 |
| 2015 | Oklahoma | W | N | 17 | 32 | 218 |
| 1969 | Georgia Tech | W | A | 16 | 32 | 216 |
| 1978 | Maryland | W | A | 8 | 17 | 216 |
| 2005 | Duke | W | H | 14 | 24 | 216 |
| 1987 | Penn State | W | N | 15 | 24 | 214 |
| 2006 | Wake Forest | W | A | 20 | 30 | 214 |

| | | | | | | |
|------|----------------------|---|---|----|----|-----|
| 2010 | North Carolina | L | A | 21 | 39 | 214 |
| 2010 | NC State | W | H | 20 | 30 | 214 |
| 1979 | Baylor | L | N | 17 | 34 | 213 |
| 1995 | Virginia | L | H | 19 | 36 | 213 |
| 2005 | Texas A&M | W | H | 16 | 24 | 213 |
| 1968 | NC State | W | A | 11 | 19 | 212 |
| 1973 | North Carolina | W | A | 12 | 17 | 212 |
| 1975 | Duke | L | A | 12 | 15 | 212 |
| 1995 | Western Carolina | W | H | 13 | 19 | 212 |
| 2000 | Duke | W | A | 12 | 23 | 212 |
| 2009 | South Carolina | L | A | 22 | 42 | 212 |
| 2001 | Wake Forest | W | A | 16 | 27 | 211 |
| 1989 | Virginia | W | H | 14 | 22 | 210 |
| 1993 | Nevada-Las Vegas | W | H | 12 | 17 | 209 |
| 2002 | Ball State | W | H | 21 | 29 | 209 |
| 2014 | Syracuse | W | H | 24 | 35 | 209 |
| 1941 | South Carolina | L | A | 10 | 20 | 208 |
| 1978 | Wake Forest | W | H | 11 | 19 | 208 |
| 1999 | North Carolina | W | H | 15 | 26 | 208 |
| 2002 | Wake Forest | W | H | 22 | 35 | 208 |
| 2012 | Auburn | W | N | 24 | 35 | 208 |
| 1966 | Wake Forest | W | A | 10 | 22 | 207 |
| 1980 | North Carolina | L | H | 11 | 19 | 207 |
| 2000 | Georgia Tech | L | H | 15 | 27 | 207 |
| 2017 | Georgia Tech | W | H | 22 | 33 | 207 |
| 1997 | Virginia | L | H | 26 | 33 | 206 |
| 2008 | Nebraska | L | N | 17 | 37 | 206 |
| 2019 | North Carolina | W | A | 18 | 30 | 206 |
| 1992 | North Carolina | W | H | 13 | 23 | 205 |
| 2005 | Colorado | W | N | 21 | 29 | 205 |
| 1999 | Virginia Tech | L | A | 28 | 44 | 204 |
| 2001 | South Carolina | L | A | 15 | 29 | 204 |
| 2011 | Virginia Tech | W | A | 13 | 32 | 204 |
| 2017 | Syracuse | L | A | 22 | 32 | 204 |
| 2013 | Florida State | L | H | 22 | 45 | 203 |
| 2014 | Georgia | L | A | 18 | 33 | 203 |
| 1947 | Presbyterian College | W | H | 9 | 14 | 202 |
| 1998 | Furman | W | H | 12 | 15 | 202 |
| 2010 | Presbyterian College | W | H | 11 | 20 | 202 |
| 2016 | Wake Forest | W | A | 23 | 33 | 202 |
| 1962 | NC State | W | A | 11 | 22 | 201 |
| 1969 | Alabama | L | H | 16 | 29 | 201 |
| 1984 | Wake Forest | W | A | 17 | 26 | 201 |
| 1973 | Wake Forest | W | H | 10 | 25 | 200 |
| 2009 | NC State | W | A | 13 | 19 | 200 |

Note: Clemson's record when totaling at least 200 passing yards is 200-71.

OFFENSIVE TEAM SEASON BESTS

| WINS | | |
|------|------|------|
| 1. | 2018 | 15-0 |
| 2. | 2015 | 14-1 |
| | 2016 | 14-1 |
| | 2019 | 14-1 |
| 5. | 1981 | 12-0 |
| | 2017 | 12-2 |
| 7. | 1948 | 11-0 |
| | 1978 | 11-1 |
| | 2012 | 11-2 |
| | 2013 | 11-2 |
| 11. | 1987 | 10-2 |
| | 1988 | 10-2 |
| | 1989 | 10-2 |
| | 1990 | 10-2 |
| | 2011 | 10-4 |
| | 2014 | 10-3 |

| WINNING PERCENTAGE | | |
|--------------------|------|------------|
| 1. | 2018 | 15-0 100.0 |
| | 1981 | 12-0 100.0 |
| | 1948 | 11-0 100.0 |
| | 1900 | 6-0 100.0 |
| 5. | 1950 | 9-0-1 95.0 |
| 6. | 2015 | 14-1 93.3 |
| | 2016 | 14-1 93.3 |
| | 2019 | 14-1 93.3 |
| 9. | 1978 | 11-1 91.7 |
| 10. | 1939 | 9-1 90.0 |

Note: Minimum six games.

| PLAYS | | |
|-------|------|------|
| 1. | 2016 | 1221 |
| 2. | 2015 | 1207 |
| 3. | 2018 | 1076 |
| 4. | 2019 | 1075 |
| 5. | 2012 | 1062 |
| 6. | 2011 | 1055 |
| 7. | 2017 | 1048 |
| 8. | 2013 | 1037 |
| 9. | 2014 | 990 |
| 10. | 2007 | 963 |

| PLAYS PER GAME | | |
|----------------|------|------|
| 1. | 2012 | 81.7 |
| 2. | 2016 | 81.4 |
| 3. | 2015 | 80.5 |
| 4. | 2013 | 79.8 |
| 5. | 1978 | 78.8 |
| 6. | 2000 | 77.6 |
| 7. | 1999 | 76.7 |
| 8. | 1991 | 76.5 |
| 9. | 1986 | 76.4 |
| 10. | 2014 | 76.2 |

| YARDS PER PLAY | | |
|----------------|------|------|
| 1. | 2019 | 7.38 |
| 2. | 2018 | 7.35 |
| 3. | 2006 | 6.50 |
| 4. | 2015 | 6.39 |
| 5. | 2013 | 6.36 |
| 6. | 2012 | 6.28 |
| 7. | 2016 | 6.18 |
| 8. | 1950 | 6.16 |
| 9. | 2011 | 5.85 |
| 10. | 2017 | 5.74 |

| YARDS | | |
|-------|------|------|
| 1. | 2019 | 7931 |
| 2. | 2018 | 7908 |
| 3. | 2015 | 7718 |
| 4. | 2016 | 7552 |
| 5. | 2012 | 6665 |
| 6. | 2013 | 6600 |
| 7. | 2011 | 6171 |
| 8. | 2017 | 6014 |
| 9. | 2003 | 5467 |
| 10. | 2006 | 5342 |

| YARDS PER GAME | | |
|----------------|------|-------|
| 1. | 2019 | 528.7 |
| 2. | 2018 | 527.2 |
| 3. | 2015 | 514.5 |
| 4. | 2012 | 512.7 |
| 5. | 2013 | 507.7 |
| 6. | 2016 | 503.5 |
| 7. | 2011 | 440.8 |
| 8. | 2000 | 436.8 |
| 9. | 2001 | 432.0 |

| | | |
|-----|------|-------|
| 10. | 2017 | 429.6 |
|-----|------|-------|

| CARRIES | | |
|---------|------|-----|
| 1. | 1978 | 741 |
| 2. | 1979 | 725 |
| 3. | 1981 | 705 |
| | 1986 | 705 |
| 5. | 2015 | 679 |
| 6. | 1989 | 678 |
| 7. | 1988 | 673 |
| 8. | 1990 | 667 |

| CARRIES PER GAME | | |
|------------------|------|------|
| 1. | 1978 | 61.8 |
| 2. | 1979 | 60.4 |
| 3. | 1981 | 58.8 |
| | 1986 | 58.8 |
| 5. | 1963 | 56.5 |
| | 1989 | 56.5 |
| 7. | 1982 | 56.2 |

| RUSHING YARDS | | |
|---------------|------|------|
| 1. | 2018 | 3723 |
| 2. | 2019 | 3606 |
| 3. | 1978 | 3469 |
| 4. | 2015 | 3345 |
| 5. | 1986 | 3245 |
| 6. | 1988 | 3241 |
| 7. | 1991 | 3019 |
| 8. | 1981 | 2977 |
| 9. | 1987 | 2972 |
| 10. | 1990 | 2956 |

| YARDS PER CARRY | | |
|-----------------|------|------|
| 1. | 2018 | 6.55 |
| 2. | 2019 | 6.37 |
| 3. | 2006 | 5.72 |
| 4. | 1950 | 5.25 |
| 5. | 1941 | 5.07 |
| 6. | 2015 | 4.93 |
| 7. | 1992 | 4.88 |
| 8. | 1988 | 4.82 |
| 9. | 2009 | 4.81 |
| 10. | 1949 | 4.79 |

| RUSH YARDS PER GAME | | |
|---------------------|------|-------|
| 1. | 1978 | 289.1 |
| 2. | 1986 | 270.4 |
| 3. | 1988 | 270.1 |
| 4. | 1950 | 264.8 |
| 5. | 1992 | 257.1 |
| 6. | 1991 | 251.6 |
| 7. | 1983 | 250.2 |

| COMPLETIONS | | |
|-------------|------|-----|
| 1. | 2016 | 422 |
| 2. | 2015 | 356 |
| 3. | 2013 | 341 |
| 4. | 2018 | 328 |
| 5. | 2019 | 326 |
| 6. | 2012 | 318 |
| 7. | 2011 | 311 |
| 8. | 2017 | 309 |
| 9. | 2003 | 300 |
| 10. | 2007 | 295 |

| COMPLETIONS PER GAME | | |
|----------------------|------|------|
| 1. | 2016 | 28.1 |
| 2. | 2013 | 26.2 |
| 3. | 2012 | 24.5 |
| 4. | 2015 | 23.7 |
| 5. | 2003 | 23.1 |
| 6. | 2007 | 22.7 |
| 7. | 2014 | 22.5 |
| 8. | 2011 | 22.2 |
| 9. | 2017 | 22.1 |
| 10. | 2018 | 21.9 |

| PASS ATTEMPTS | | |
|---------------|------|-----|
| 1. | 2016 | 629 |
| 2. | 2015 | 528 |
| 3. | 2011 | 525 |
| 4. | 2019 | 509 |
| 5. | 2018 | 508 |
| 6. | 2013 | 493 |
| 7. | 2003 | 490 |
| 8. | 2012 | 474 |
| 9. | 2017 | 470 |
| 10. | 2002 | 462 |

| PASS ATTEMPTS PER GAME | | |
|------------------------|------|------|
| 1. | 2016 | 41.9 |
| 2. | 2013 | 37.9 |
| 3. | 2003 | 37.7 |
| 4. | 2011 | 37.5 |
| 5. | 2012 | 36.5 |
| 6. | 2002 | 35.5 |
| 7. | 1999 | 35.3 |
| 8. | 2015 | 35.2 |
| 9. | 2007 | 35.0 |
| 10. | 2014 | 34.7 |

| PASSING YARDS | | |
|---------------|------|------|
| 1. | 2016 | 5009 |
| 2. | 2015 | 4373 |
| 3. | 2013 | 4330 |
| 4. | 2019 | 4325 |
| 5. | 2018 | 4185 |
| 6. | 2012 | 4181 |
| 7. | 2011 | 3952 |
| 8. | 2003 | 3687 |
| 9. | 2014 | 3404 |
| 10. | 2017 | 3297 |

| PASS YARDS PER GAME | | |
|---------------------|------|-------|
| 1. | 2016 | 333.9 |
| 2. | 2013 | 333.1 |
| 3. | 2012 | 321.6 |
| 4. | 2015 | 291.5 |
| 5. | 2019 | 288.3 |
| 6. | 2003 | 283.6 |
| 7. | 2011 | 282.3 |
| 8. | 2018 | 279.0 |
| 9. | 2014 | 261.8 |
| 10. | 1999 | 251.6 |

| COMPLETION PERCENTAGE | | |
|-----------------------|------|------|
| 1. | 2013 | 69.2 |
| 2. | 2015 | 67.4 |
| 3. | 2016 | 67.1 |
| 4. | 2012 | 67.1 |
| 5. | 2005 | 65.8 |
| 6. | 2017 | 65.7 |
| 7. | 2007 | 64.8 |
| 8. | 2014 | 64.7 |
| 9. | 2018 | 64.6 |
| 10. | 2019 | 64.0 |

| PASS EFFICIENCY | | |
|-----------------|------|-------|
| 1. | 2013 | 164.2 |
| 2. | 2012 | 163.1 |
| 3. | 2019 | 157.4 |
| 4. | 2018 | 154.7 |
| 5. | 2015 | 153.2 |
| 6. | 2016 | 152.2 |
| 7. | 1950 | 148.0 |
| 8. | 2007 | 142.1 |
| 9. | 1989 | 139.8 |
| 10. | 2014 | 139.7 |

| INTERCEPTION AVOIDANCE | | |
|------------------------|------|------|
| 1. | 2007 | 1.32 |
| 2. | 2018 | 1.57 |
| 3. | 2017 | 1.91 |
| 4. | 2019 | 1.96 |
| 5. | 1988 | 1.99 |
| 6. | 1992 | 2.05 |
| 7. | 2011 | 2.29 |
| 8. | 1990 | 2.33 |
| 9. | 2013 | 2.43 |
| 10. | 1978 | 2.44 |

| TOUCHDOWNS | | |
|------------|------|----|
| 1. | 2018 | 90 |
| 2. | 2019 | 88 |
| 3. | 2016 | 75 |
| 4. | 2015 | 71 |
| 5. | 2013 | 69 |
| 6. | 2012 | 68 |
| 7. | 2017 | 62 |
| 8. | 2011 | 58 |
| 9. | 2000 | 55 |
| | 2006 | 55 |

| POINTS | | |
|--------|------|-----|
| 1. | 2018 | 664 |
| 2. | 2019 | 659 |
| 3. | 2016 | 588 |
| 4. | 2015 | 577 |



LESTER BROWN LED THE TIGERS IN RUSHING IN 1978, WHEN CLEMSON HAD A SCHOOL-RECORD 289.1 RUSHING YARDS PER GAME.

| | | |
|-----|------|-----|
| 5. | 2012 | 533 |
| 6. | 2013 | 522 |
| 7. | 2011 | 470 |
| 8. | 2017 | 466 |
| 9. | 2009 | 436 |
| 10. | 2007 | 430 |

| POINTS PER GAME | | |
|-----------------|------|------|
| 1. | 2018 | 44.3 |
| 2. | 2019 | 43.9 |
| 3. | 2012 | 41.0 |
| 4. | 2013 | 40.2 |
| 5. | 2016 | 39.2 |
| 6. | 2015 | 38.5 |
| 7. | 2000 | 34.7 |
| 8. | 1950 | 34.4 |
| 9. | 2011 | 33.6 |
| 10. | 2017 | 33.3 |

| SCORING MARGIN | | |
|----------------|------|-------|
| 1. | 1900 | +35.3 |
| 2. | 2018 | +31.1 |
| 3. | 1901 | +30.4 |
| 4. | 2019 | +30.4 |
| 5. | 1950 | +26.7 |
| 6. | 1903 | +24.2 |
| 7. | 1898 | +22.5 |
| 8. | 2016 | +21.2 |
| 9. | 1978 | +19.8 |
| 10. | 2017 | +19.7 |

| PUNTING AVERAGE | | |
|-----------------|------|------|
| 1. | 1984 | 44.0 |
| 2. | 1990 | 43.7 |
| 3. | 1983 | 43.3 |
| 4. | 1979 | 43.0 |
| 5. | 1948 | 42.7 |
| | 1989 | 42.7 |
| 7. | 2010 | 42.5 |
| 8. | 2014 | 42.4 |
| 9. | 1981 | 42.1 |

| NET PUNTING AVERAGE | | |
|---------------------|------|------|
| 1. | 1984 | 42.7 |
| 2. | 2019 | 41.4 |
| 3. | 2010 | 40.5 |
| 4. | 1983 | 40.3 |
| 5. | 2014 | 40.2 |
| 6. | 1981 | 39.5 |
| 7. | 1989 | 39.3 |

| | | |
|-----|------|------|
| 8. | 1979 | 39.0 |
| 9. | 2006 | 38.6 |
| 10. | 1990 | 38.3 |

| PUNT RETURN AVERAGE | | |
|---------------------|------|------|
| 1. | 1948 | 17.1 |
| 2. | 1954 | 16.3 |
| 3. | 1961 | 15.9 |
| 4. | 2000 | 15.0 |
| 5. | 1970 | 14.9 |
| 6. | 2009 | 14.4 |
| 7. | 1938 | 14.2 |
| 8. | 1987 | 13.6 |
| 9. | 1993 | 12.9 |

| KICKOFF RETURN AVERAGE | | |
|------------------------|------|------|
| 1. | 2003 | 27.7 |
| 2. | 2004 | 27.1 |
| 3. | 2006 | 25.4 |
| 4. | 2002 | 24.3 |
| 5. | 2007 | 23.9 |
| 6. | 1997 | 23.9 |
| 7. | 1959 | 23.9 |
| 8. | 2009 | 23.8 |
| 9. | 1968 | 23.4 |

| FIRST DOWNS | | |
|-------------|------|-----|
| 1. | 2016 | 403 |
| 2. | 2015 | 393 |
| 3. | 2019 | 393 |
| 4. | 2018 | 358 |
| 5. | 2012 | 341 |
| 6. | 2013 | 327 |
| 7. | 2011 | 315 |
| 8. | 2017 | 309 |
| 9. | 2003 | 303 |
| 10. | 2007 | 293 |

| FIRST DOWNS PER GAME | | |
|----------------------|------|------|
| 1. | 2016 | 26.9 |
| 2. | 2012 | 26.2 |
| 3. | 2015 | 26.2 |
| | 2019 | 26.2 |
| 5. | 2013 | 25.2 |
| 6. | 2018 | 23.9 |
| 7. | 2001 | 23.5 |
| 8. | 2003 | 23.3 |
| 9. | 2000 | 22.8 |
| 10. | 1978 | 22.8 |

| FEWEST TURNOVERS | | |
|------------------|------|----|
| 1. | 1940 | 8 |
| 2. | 1938 | 10 |
| 3. | 1994 | 12 |
| | 2007 | 12 |
| 5. | 1988 | 13 |
| | 1989 | 13 |
| 7. | 2005 | 15 |
| | 2019 | 15 |
| 9. | 2017 | 16 |
| 10. | 1990 | 17 |
| | 1996 | 17 |
| | 2018 | 17 |

| FEWEST TURNOVERS PER GAME | | |
|---------------------------|------|------|
| 1. | 1940 | 0.88 |
| 2. | 2007 | 0.92 |
| 3. | 2019 | 1.00 |
| 4. | 1988 | 1.08 |
| | 1989 | 1.08 |
| 6. | 1994 | 1.09 |
| 7. | 1938 | 1.11 |
| 8. | 2018 | 1.13 |
| 9. | 2017 | 1.14 |
| 10. | 2005 | 1.36 |

| TURNOVER MARGIN | | |
|-----------------|------|-----|
| 1. | 1988 | +21 |
| 2. | 1940 | +19 |
| 3. | 1978 | +17 |

DEFENSIVE TEAM SEASON BESTS

| PLAYS | | |
|-------|------|-----|
| 1. | 1943 | 462 |
| 2. | 1940 | 468 |
| 3. | 1941 | 487 |
| 4. | 1946 | 489 |
| 5. | 1938 | 491 |
| 6. | 1953 | 518 |
| 7. | 1939 | 519 |
| | 1944 | 519 |

| PLAYS PER GAME | | |
|----------------|------|------|
| 1. | 1939 | 51.9 |
| 2. | 1940 | 52.0 |
| 3. | 1954 | 52.8 |
| 4. | 1945 | 53.3 |
| 5. | 1941 | 54.1 |
| 6. | 1946 | 54.3 |
| 7. | 1963 | 54.4 |

| YARDS PER PLAY | | |
|----------------|------|------|
| 1. | 1939 | 3.03 |
| 2. | 1954 | 3.34 |
| 3. | 1963 | 3.40 |
| 4. | 1990 | 3.52 |
| 5. | 1940 | 3.53 |
| 6. | 1959 | 3.53 |
| 7. | 1938 | 3.55 |

| YARDS PER GAME | | |
|----------------|------|-------|
| 1. | 1939 | 157.5 |
| 2. | 1954 | 176.1 |
| 3. | 1948 | 177.2 |
| 4. | 1940 | 183.6 |
| 5. | 1963 | 184.7 |
| 6. | 1945 | 193.2 |
| 7. | 1938 | 193.3 |

| CARRIES | | |
|---------|------|-----|
| 1. | 1941 | 334 |
| 2. | 1946 | 336 |
| 3. | 1940 | 339 |
| 4. | 1963 | 344 |
| 5. | 1943 | 349 |
| 6. | 1950 | 354 |
| 7. | 1945 | 364 |

| CARRIES PER GAME | | |
|------------------|------|------|
| 1. | 1986 | 32.8 |
| 2. | 1990 | 33.5 |
| | 1991 | 33.5 |
| 4. | 2008 | 34.1 |
| 5. | 1963 | 34.4 |
| 6. | 1995 | 34.6 |

| | | |
|----|------|------|
| 7. | 1987 | 34.7 |
| 8. | 2007 | 34.8 |

| RUSHING YARDS | | |
|---------------|------|------|
| 1. | 1991 | 733 |
| 2. | 1990 | 848 |
| 3. | 1941 | 904 |
| 4. | 1987 | 912 |
| 5. | 1963 | 931 |
| 6. | 1954 | 969 |
| 7. | 1997 | 970 |
| 8. | 1982 | 1068 |

| RUSH YARDS PER GAME | | |
|---------------------|------|------|
| 1. | 1991 | 61.1 |
| 2. | 1990 | 70.9 |
| 3. | 1987 | 82.6 |
| 4. | 1997 | 88.2 |
| 5. | 1963 | 93.1 |
| 6. | 2018 | 96.3 |
| 7. | 1989 | 96.9 |
| 8. | 1954 | 96.9 |

| YARDS PER CARRY | | |
|-----------------|------|------|
| 1. | 1991 | 1.82 |
| 2. | 1990 | 2.11 |
| 3. | 1987 | 2.42 |
| 4. | 1954 | 2.50 |
| 5. | 2018 | 2.51 |
| 6. | 1981 | 2.54 |
| 7. | 1982 | 2.67 |
| 8. | 1997 | 2.68 |

| COMPLETIONS | | |
|-------------|------|----|
| 1. | 1939 | 32 |
| 2. | 1938 | 39 |
| 3. | 1940 | 46 |
| 4. | 1956 | 48 |
| 5. | 1942 | 49 |
| | 1955 | 49 |
| | 1957 | 49 |

| COMPLETIONS PER GAME | | |
|----------------------|------|-----|
| 1. | 1939 | 3.2 |
| 2. | 1938 | 4.3 |
| 3. | 1956 | 4.4 |
| 4. | 1942 | 4.9 |
| | 1955 | 4.9 |
| | 1957 | 4.9 |
| 7. | 1940 | 5.1 |

| PASS ATTEMPTS | | |
|---------------|------|-----|
| 1. | 1938 | 105 |

| OVERTIME GAMES (7-6) | | | | | | |
|----------------------|----------------|------|-----|-------|----|--|
| Date | Opponent | Site | W-L | Score | OT | Deciding Play |
| 11-8-97 | Duke | H | W | 29-20 | 1 | *Rahim Abdullah 63 interception return |
| 9-29-01 | Georgia Tech | A | W | 47-44 | 1 | *Woodrow Dantzler 11 run |
| 10-11-03 | Virginia | H | W | 30-27 | 1 | *Kevin Youngblood 4 pass from Charlie Whitehurst |
| 9-4-04 | Wake Forest | H | W | 37-30 | 2 | Kyle Browning 11 pass from Charlie Whitehurst |
| 11-6-04 | Miami (Fla.) | A | W | 24-17 | 1 | Reggie Merriweather 2 run |
| 9-17-05 | Miami (Fla.) | H | L | 30-36 | 3 | Tyrone Moss 25 run |
| 9-24-05 | Boston College | H | L | 13-16 | 1 | *Brian Toal 1 run |
| 9-9-06 | Boston College | A | L | 33-34 | 2 | L.V. Whitworth 6 run, *Ryan Ohliger extra point |
| 12-31-07 | Auburn | N1 | L | 20-23 | 1 | *Kodi Burns 7 run |
| 10-24-09 | Miami (Fla.) | A | W | 40-37 | 1 | *Jacoby Ford 26 pass from Kyle Parker |
| 9-18-10 | Auburn | A | L | 24-27 | 1 | Wes Byrum 39 FG |
| 9-20-14 | Florida State | A | L | 17-23 | 1 | *Karl Williams 12 run |
| 10-15-16 | NC State | H | W | 24-17 | 1 | Artavis Scott 10 pass from Deshaun Watson |

| | | |
|----|------|-----|
| 2. | 1939 | 109 |
| 3. | 1944 | 109 |
| 4. | 1943 | 113 |
| 5. | 1956 | 124 |
| 6. | 1940 | 129 |
| | 1957 | 129 |

| PASS ATTEMPTS PER GAME | | |
|------------------------|------|------|
| 1. | 1939 | 10.9 |
| 2. | 1959 | 11.3 |
| 3. | 1938 | 11.7 |
| 4. | 1944 | 12.1 |
| 5. | 1975 | 12.5 |
| 6. | 1957 | 12.9 |
| 7. | 1955 | 13.4 |

| PASSING YARDS | | |
|---------------|------|-----|
| 1. | 1939 | 449 |
| 2. | 1956 | 526 |
| 3. | 1938 | 531 |
| 4. | 1940 | 558 |
| 5. | 1957 | 597 |
| 6. | 1942 | 724 |
| 7. | 1954 | 792 |

| PASS YARDS PER GAME | | |
|---------------------|------|------|
| 1. | 1938 | 33.0 |
| 2. | 1939 | 44.9 |
| 3. | 1956 | 52.6 |
| 4. | 1957 | 59.7 |
| 5. | 1950 | 62.0 |
| 6. | 1944 | 71.0 |
| 7. | 1942 | 72.4 |

| COMPLETION PERCENTAGE | | |
|-----------------------|------|------|
| 1. | 1939 | 29.4 |
| 2. | 1951 | 34.7 |
| 3. | 1945 | 35.5 |
| 4. | 1940 | 35.7 |
| | 1953 | 35.7 |
| 6. | 1944 | 36.7 |
| 7. | 1955 | 37.0 |

| PASS EFFICIENCY | | |
|-----------------|------|------|
| 1. | 1956 | 55.0 |
| 2. | 1950 | 70.2 |
| 3. | 1964 | 76.7 |
| 4. | 1952 | 81.0 |
| 5. | 1978 | 81.7 |
| 6. | 1981 | 81.9 |
| 7. | 1971 | 86.6 |
| 8. | 1990 | 87.0 |

| INTERCEPTIONS | | |
|---------------|------|----|
| 1. | 1951 | 25 |
| 2. | 1978 | 24 |
| 3. | 1981 | 23 |
| 4. | 1995 | 22 |
| 5. | 1948 | 21 |
| | 1977 | 21 |
| | 1989 | 21 |
| | 2002 | 21 |
| | 2009 | 21 |

| INTERCEPTIONS PER GAME | | |
|------------------------|------|------|
| 1. | 1951 | 2.27 |
| 2. | 1940 | 2.11 |

| | | |
|----|------|------|
| 3. | 1978 | 2.00 |
| 4. | 1981 | 1.91 |
| 5. | 1948 | 1.91 |
| 6. | 1945 | 1.90 |
| | 1964 | 1.90 |

| INTERCEPTION RETURN YARDS | | |
|---------------------------|------|-----|
| 1. | 2008 | 368 |
| 2. | 1951 | 361 |
| 3. | 1959 | 349 |
| 4. | 1970 | 344 |
| 5. | 2009 | 342 |
| 6. | 2018 | 328 |
| 7. | 1978 | 327 |
| 8. | 1987 | 318 |
| 9. | 2016 | 309 |

| TOUCHDOWNS ALLOWED | | |
|--------------------|------|----|
| 1. | 1939 | 6 |
| 2. | 1940 | 8 |
| 3. | 1950 | 9 |
| 4. | 1956 | 11 |
| | 1979 | 11 |
| | 1981 | 11 |
| | 1990 | 11 |
| 8. | 1967 | 15 |

| POINTS ALLOWED PER GAME | | |
|-------------------------|------|-----|
| 1. | 1939 | 4.5 |
| 2. | 1938 | 6.2 |
| | 1950 | 6.2 |
| 4. | 1948 | 6.9 |
| 5. | 1945 | 7.3 |

| | | |
|----|------|-----|
| 6. | 1956 | 7.4 |
| 7. | 1957 | 7.8 |

| TURNOVERS FORCED | | |
|------------------|------|----|
| 1. | 1981 | 41 |
| 2. | 1978 | 38 |
| | 1983 | 38 |
| | 1989 | 38 |
| 5. | 1973 | 37 |
| 6. | 1950 | 35 |
| | 1977 | 35 |
| | 1982 | 35 |

| TURNOVERS FORCED PER GAME | | |
|---------------------------|------|------|
| 1. | 1943 | 4.00 |
| 2. | 1952 | 3.56 |
| 3. | 1950 | 3.50 |
| 4. | 1983 | 3.45 |
| 5. | 1981 | 3.42 |
| 6. | 1945 | 3.40 |
| | 1964 | 3.40 |
| | 1968 | 3.40 |

| SACKS | | |
|-------|------|----|
| 1. | 2018 | 54 |
| 2. | 2016 | 49 |
| 3. | 2015 | 48 |
| 4. | 1999 | 47 |
| | 2019 | 47 |
| 6. | 1996 | 46 |
| | 1992 | 46 |
| | 2017 | 46 |
| 9. | 2014 | 45 |
| 10. | 1981 | 44 |

| SACKS PER GAME | | |
|----------------|------|------|
| 1. | 1992 | 4.18 |
| 2. | 1999 | 3.92 |
| 3. | 1996 | 3.83 |
| 4. | 2004 | 3.81 |
| 5. | 1984 | 3.73 |

| TACKLES FOR LOSS | | |
|------------------|------|-----|
| 1. | 2018 | 136 |
| 2. | 2014 | 131 |
| 3. | 2016 | 130 |
| 4. | 2015 | 126 |
| 5. | 2013 | 122 |
| 6. | 1991 | 119 |
| | 2019 | 119 |
| 8. | 1990 | 116 |
| 9. | 2004 | 112 |
| | 1996 | 112 |

| TACKLES FOR LOSS PER GAME | | |
|---------------------------|------|------|
| 1. | 2004 | 10.2 |
| 2. | 2014 | 10.1 |
| 3. | 1991 | 9.9 |
| 4. | 1990 | 9.7 |
| 5. | 2013 | 9.4 |
| 6. | 1996 | 9.3 |
| 7. | 2018 | 9.1 |
| 8. | 1992 | 8.6 |

Note: **Bold** denotes under Dabo Swinney as a full-time head coach.



IN 2019, CLEMSON TOTALED 119 TACKLES FOR LOSS, TIED FOR SIXTH MOST IN TIGER HISTORY.

INDIVIDUAL RECORDS

RUSHING

CARRIES

Game: 36, Jim Shirley vs. NC State, 10-6-1951; Ray Yauger vs. Wake Forest, 10-18-1969; Raymond Priester vs. Maryland, 10-25-1997
Season: 283, Wayne Gallman, 2015
Career: 805, Raymond Priester, 1994-97

CONSECUTIVE CARRIES

Game: 12, Raymond Priester vs. Maryland, 10-25-1997

RUSHING YARDS

Half: 240, Don King vs. Fordham (1st half), 11-8-1952
Game: 263, Raymond Priester vs. Duke, 11-11-1995
Season: 1,658, Travis Etienne, 2018
Career: 4,038, Travis Etienne, 2017-19

RUSHING YARDS PER GAME

Season: 112.1, Raymond Priester, 1996 (1,345 in 12 games)
Career: 93.9, Travis Etienne, 2017-19 (4,038 in 43 games)

YARDS PER CARRY

Game: (Min. 5 Carries) 30.4, Ken Moore (5-152) vs. The Citadel, 11-27-1954
Season: (Min. 200 Yards) 9.9, Derrick Hamilton, 2002 (21-208) (Min. 300 Yards) 8.8, Lyn-J Dixon, 2018 (62-547) (Min. 600 Yards) 8.1, Travis Etienne, 2018 (204-1658)
Career: (Min. 1,000 Yards) 7.8 by Travis Etienne, 2017-19 (518-4038) (Min. 2,000 Yards) 7.8 by Travis Etienne, 2017-19 (518-4038)

100-YARD GAMES

Season: 9, Wayne Gallman, 2015
Career: 17, Wayne Gallman, 2014-16; Travis Etienne, 2017-19

CONSECUTIVE 100-YARD GAMES

Season: 6, Travis Etienne, 2019
Career: 6, Travis Etienne, 2019
By a QB: 4, Woodrow Dantzler, 2000

100-YARD GAMES VS. ONE OPPONENT

Career: 3, Kenny Flowers vs. Duke, 1983-85; Wayne Gallman vs. South Carolina, 2014-16

200-YARD GAMES

Season: 2, Terrence Flagler, 1986; Travis Etienne, 2019
Career: 3, Travis Etienne, 2017-19

RUSHING YARDS IN A SERIES IN A SEASON

2 Games: 387, Terrence Flagler, 1986
3 Games: 520, Woodrow Dantzler, 2000
4 Games: 654, Travis Etienne, 2018
5 Games: 752, Travis Etienne, 2019
6 Games: 873, Travis Etienne, 2019

RUSHING YARDS BY A FRESHMAN

Game: 234, Don King vs. Fordham, 11-8-1952
Season: 973, Terry Allen, 1987

RUSHING YARDS BY A QUARTERBACK

Game: 220, Woodrow Dantzler vs. Virginia, 9-23-2000
Season: 1,105, Deshaun Watson, 2015
Career: 2,761, Woodrow Dantzler, 1998-01

RUSHING YARDS BY TWO PLAYERS

Game: 358, Raymond Priester (263) & Nealon Greene (95) vs. Duke, 11-11-1995
Season: 2,632, Wayne Gallman (1,527) & Deshaun Watson (1,105), 2015
Career: 5,819, Travis Zachery (3,058) & Woodrow Dantzler (2,761), 1998-01

° - two players in the same senior class

RUSHING TOUCHDOWNS

Game: 5, Stumpy Banks vs. Furman, 10-13-1917; Maxcey Welch vs. Newberry, 10-17-1930
Season: 24, Travis Etienne, 2018
Career: 56, Travis Etienne, 2017-19

PASSING

PASSING ATTEMPTS

Half: 46, Rodney Williams vs. NC State (2nd), 10-24-1987
Game: 70, Deshaun Watson vs. Pittsburgh, 11-12-2016
Season: 579, Deshaun Watson, 2016
Career: 1,402, Tajh Boyd, 2010-13

PASSING ATTEMPTS PER GAME

Season: 38.6, Deshaun Watson, 2016 (579 in 15 games)
Career: 31.8, Deshaun Watson, 2014-16 (1,207 in 38 games)

COMPLETIONS

Game: 52, Deshaun Watson vs. Pittsburgh, 11-12-2016
Consecutive Games: 75, Deshaun Watson, vs. Pittsburgh, Wake Forest, 2016

Three Consecutive Games: 102, Deshaun Watson, vs. Pittsburgh, Wake Forest, South Carolina, 2016

Consecutive Games With 20: 6, Charlie Whitehurst, 2003; Deshaun Watson, 2015

Season: 388, Deshaun Watson, 2016

Career: 901, Tajh Boyd, 2010-13

COMPLETIONS PER GAME

Season: 25.9, Deshaun Watson, 2016 (388 in 15 games)
Career: 21.4, Deshaun Watson, 2014-16 (814 in 38 games)

CONSECUTIVE COMPLETIONS

Game: 18, Trevor Lawrence vs. South Carolina, 11-30-2019
Season: 19, Deshaun Watson, 2016 (last 9 vs. South Carolina, first 10 vs. Virginia Tech)

CONSECUTIVE GAMES COMPLETING A PASS

Season: 15, Deshaun Watson, 2015,16; Trevor Lawrence, 2018,19
Career: 46, Rodney Williams, 1985-88

COMPLETION PERCENTAGE

Game: (Min. 9 Att.) 100.0, Steve Fuller vs. The Citadel, 9-16-1978 (9-9)
 (Min. 15 Att.) 95.0, Cole Stoudt vs. SC State, 9-7-2013 (19-20)
 (Min. 20 Att.) 95.0, Cole Stoudt vs. SC State, 9-7-2013 (19-20)
Season: (Min. 100 Att.) 68.5, Tajh Boyd, 2013 (283-413)
Career: (Min. 200 Att.) 67.4, Deshaun Watson, 2014-16 (814-1207)

PASSING YARDS

Game: 580*, Deshaun Watson vs. Pittsburgh, 11-12-2016
Season: 4,593*, Deshaun Watson, 2016
Career: 11,904, Tajh Boyd, 2010-13

PASSING YARDS PER GAME

Season: 306.2, Deshaun Watson, 2016
Career: 267.4, Deshaun Watson, 2014-16

PASSING YARDS IN CONSECUTIVE GAMES

2 Games: 789, Tajh Boyd, 2013
3 Games: 1,135, Deshaun Watson, 2016
4 Games: 1,513, Deshaun Watson, 2016
5 Games: 1,783, Deshaun Watson, 2016
6 Games: 2,096, Deshaun Watson, 2016

YARDS PER COMPLETION

Game: (Min. 8 Comp.) 28.0, Tommy Kendrick vs. Virginia, 10-16-1971 (9-252)
Season: (Min. 45 Comp.) 21.3, Bobby Gage, 1947 (47-1002)
Career: (Min. 100 Comp.) 19.9, Bobby Gage, 1945-48 (123-2448)

YARDS PER PASSING ATTEMPT

Game: (Min. 10 Att.) 22.7, Bobby Gage vs. Furman, 11-8-1947 (11-245)
Season: (Min. 100 Att.) 10.70, Deshaun Watson, 2014 (137-1466)
Career: (Min. 200 Att.) 8.81, Bobby Gage, 1945-48 (278-2448)

200-YARD PASSING GAMES

Season: 13, Tajh Boyd, 2011; Deshaun Watson, 2016
Career: 35, Tajh Boyd, 2010-13

300-YARD PASSING GAMES

Season: 7, Tajh Boyd, 2012,13; Deshaun Watson, 2016
Career: 18, Tajh Boyd, 2010-13

PASSING TOUCHDOWNS

Half: 5, Tajh Boyd vs. Wake Forest, 10-25-2012 (1st); Tajh Boyd vs. Duke, 11-3-2012 (1st); Tajh Boyd vs. The Citadel, 11-23-2013 (1st)

Game: 6, Deshaun Watson vs. North Carolina, 9-27-2014; Deshaun Watson vs. South Carolina, 11-26-2016

Season: 41, Deshaun Watson, 2016

Career: 107, Tajh Boyd, 2010-13

PASSING TOUCHDOWNS PER GAME

Season: 2.73, Deshaun Watson, 2016 (41 in 15 games)
Career: 2.37, Deshaun Watson, 2014-16 (90 in 38 games)

PASS EFFICIENCY RATING

Game: (Min. 10 Att.) 310.7, Bobby Gage vs. Furman, 11-8-1948 (9-11-245-1-2)
 (Min. 20 Att.) 261.9, Tajh Boyd vs. Syracuse, 10-5-2013 (20-27-455-2-5)

Season: (Min. 100 Att.) 188.6, Deshaun Watson, 2014
Career: (Min. 300 Att.) 162.2, Trevor Lawrence, 2018,19

PASSES HAD INTERCEPTED

Game: 5, Don King vs. Auburn, 11-21-1953
Season: 20, Tommy Kendrick, 1969
Career: 46, Charlie Whitehurst, 2002-05

LOWEST INTERCEPTION PERCENTAGE

Season: (Min. 75 Att.) 1.01, Trevor Lawrence, 2018 (4 in 397 attempts)
Career: (Min. 100 Att.) 1.49, Trevor Lawrence, 2018,19 (12 in 804 attempts)

CONSECUTIVE PASSES WITHOUT AN INTERCEPTION

Start of Career: 165, Cullen Harper, 2005-07
Season: 239, Trevor Lawrence, 2019
Career: 239, Trevor Lawrence, 2019

WINS AS A STARTING QUARTERBACK

FY Freshman: 11, Trevor Lawrence, 2018
FY Starter: 12, Kelly Bryant, 2017
Season: 14, Deshaun Watson, 2015,16; Trevor Lawrence, 2019
Career: 32, Rodney Williams, 1985-88; Tajh Boyd, 2010-13; Deshaun Watson, 2014-16

WINNING PERCENTAGE AS A STARTING QUARTERBACK

Season: 100.0, Homer Jordan, 1981 (2-0)
Career: (Min. 15 Games) 96.2, Trevor Lawrence, 2018,19 (25-1)

TOP-25 WINS AS A STARTING QUARTERBACK

Season: 6, Kelly Bryant, 2017
Career: 9, Deshaun Watson, 2014-16

STARTS AT QUARTERBACK

Career: 44, Rodney Williams, 1985-88

CONSECUTIVE STARTS AT QUARTERBACK

Career: 40, Tajh Boyd, 2011-13

TOTAL OFFENSE

TOTAL OFFENSE PLAYS

Game: 79, Tajh Boyd vs. Louisiana State, 12-31-2012
Season: 745, Deshaun Watson, 2016
Career: 1,907, Tajh Boyd, 2010-13 (1,402 passes, 505 rushes)

TOTAL OFFENSE YARDS

Game: 588, Deshaun Watson vs. Pittsburgh, 11-12-2016
Season: 5,219, Deshaun Watson, 2016
Career: 13,069, Tajh Boyd, 2010-13
vs. One Team/Career: 1,255, Tajh Boyd vs. Wake Forest, 2010-13

TOTAL OFFENSE YARDS PER GAME

Season: 347.9, Deshaun Watson, 2015
Career: 318.3, Deshaun Watson, 2014-16

TOTAL OFFENSE YARDS PER PLAY

Game: 12.9, Tajh Boyd vs. Syracuse, 10-5-2013 (35 plays, -5 rush, 455 pass for 450 yards)
Season: 8.3, Deshaun Watson, 2014 (200 plays, 200 rush, 1,466 pass for 1,666 yards)
Career: 7.9, Trevor Lawrence, 2018,19 (967 plays, 740 rush, 6,945 pass for 7,685 yards)

Note: Only quarterbacks listed.

200-YARD TOTAL OFFENSE GAMES

Season: 14, Deshaun Watson, 2015,16
Career: 36, Tajh Boyd, 2010-13

300-YARD TOTAL OFFENSE GAMES

Season: 11, Deshaun Watson, 2016
Career: 22, Tajh Boyd, 2010-13; Deshaun Watson, 2014-16

100-YARD RUSHING, 300-YARD TOTAL OFFENSE GAMES

Season: 5, Woodrow Dantzler, 2001; Deshaun Watson, 2015
Career: 11, Woodrow Dantzler, 1998-01

INDIVIDUAL RECORDS

RECEIVING

RECEPTIONS

Game: 16, Sammy Watkins vs. Ohio State, 1-3-2014
Season: 101, Sammy Watkins, 2013
Career: 245, Artavis Scott, 2014-16

RECEPTIONS PER GAME

Season: 7.77 by Sammy Watkins, 2013 (101 in 13 games)
Career: 6.67 by Sammy Watkins, 2011-13 (240 in 36 games)

RECEIVING YARDS

Half: 177, Sammy Watkins vs. Wake Forest, 10-25-2012 (1st)
Game: 227, Sammy Watkins vs. Ohio State, 1-3-2014
Season: 1,464, Sammy Watkins, 2013
Career: 3,391, Sammy Watkins, 2011-13

RECEIVING YARDS PER GAME

Season: 112.6 by Sammy Watkins, 2013 (1,464 in 13 games)
Career: 94.2 by Sammy Watkins, 2011-13 (3,391 in 36 games)

100-YARD RECEIVING GAMES

Season: 8, Sammy Watkins, 2013
Career: 15, Sammy Watkins, 2011-13
Consecutive: 3, Charlie Waters, 1969; Tony Horne, 1997; Rod Gardner, 2000; DeAndre Hopkins 2011-12; Sammy Watkins, 2011,13

YARDS PER RECEPTION

Game: (Min. 5 rec.) 35.2, Martavis Bryant vs. Georgia Tech, 11-14-2013 (5-176)
Season: (Min. 10 rec.) 32.1, Gary Cooper, 1988 (13-417)
(Min. 20 rec.) 22.6, Glenn Smith, 1950 (22-498)
Career: (Min. 35 rec.) 22.2, Martavis Bryant, 2011-13 (61-1354)

RECEIVING TOUCHDOWNS

Quarter: 3, DeAndre Hopkins vs. Ball State, 9-8-2012 (2nd); DeAndre Hopkins vs. Duke, 11-3-2012 (1st)
Game: 3, Dreher Gaskin vs. Auburn, 11-21-1953; Tony Horne vs. Texas-El Paso, 10-4-1997; Rod Gardner vs. North Carolina, 10-21-2000; DeAndre Hopkins vs. Ball State, 9-8-2012; DeAndre Hopkins vs. Duke, 11-3-2012; Mike Williams vs. South Carolina, 11-26-2016; Diondre Overton vs. Boston College, 10-26-2019; Tee Higgins vs. Wake Forest, 11-16-2019; Tee Higgins vs. Virginia, 12-7-2019
Season: 18, DeAndre Hopkins, 2012
Career: 27, DeAndre Hopkins, 2010-12; Sammy Watkins, 2011-13; Tee Higgins, 2017-19

RECEPTIONS BY A RUNNING BACK

Game: 9, Jamie Harper vs. Florida State, 11-13-2010
Season: 45, Travis Zachery, 2001
Career: 123, C.J. Spiller, 2006-09

RECEIVING YARDS BY A RUNNING BACK

Game: 108, C.J. Spiller vs. Duke, 11-15-2008
Season: 503, C.J. Spiller, 2009
Career: 1,420, C.J. Spiller, 2006-09

RECEPTIONS BY A TIGHT END

Game: 9, John McMakin vs. Florida State, 11-7-1970; Brandon Ford vs. Louisiana State, 12-31-2012
Season: 50, Dwayne Allen, 2011
Career: 112, Jordan Leggett, 2013-16

RECEIVING YARDS BY A TIGHT END

Game: 122, Jordan Leggett vs. Florida State, 10-29-2016
Season: 736, Jordan Leggett, 2016
Career: 1,598, Jordan Leggett, 2013-16

RECEIVING TOUCHDOWNS BY A TIGHT END

Game: 2 by many
Season: 8, Dwayne Allen, 2011; Brandon Ford, 2012; Jordan Leggett, 2015
Career: 18, Jordan Leggett, 2013-16

CONSECUTIVE GAMES WITH A RECEPTION

Career: 43, Hunter Renfrow, 2015-18

INTERCEPTIONS

INTERCEPTIONS

Quarter: 3, Brian Dawkins vs. Duke, 11-11-1995
Game: 3, Kit Jackson vs. Wake Forest, 10-30-1965; Leomont Evans vs. NC State, 9-30-1995; Brian Dawkins vs. Duke, 11-11-1995; Alex Ardley vs. Maryland, 10-14-2000; Michael Hamlin vs. The Citadel, 9-6-2008
Season: 8, Robert O'Neal, 1989; Justin Miller, 2002; DeAndre McDaniel, 2009
Career: 17, Terry Kinard, 1979-82

INTERCEPTION RETURN YARDS

Game: 101, Willie Underwood vs. South Carolina, 11-22-1980
Season: 156, Don Kelley, 1970
Career: 275, Rex Varn, 1976-79

AVERAGE INTERCEPTION RETURN YARDS

Game: (Min. 2) 50.5, Willie Underwood vs. South Carolina, 11-22-1980 (2-101)
Season: (Min. 3) 52.0, Don Kelley, 1970 (3-156)
Career: (Min. 5) 36.0, K'Von Wallace, 2016-19 (5-180)

INTERCEPTION RETURNS FOR TOUCHDOWN

Game: 1 by many
Season: 3, Arlington Nunn, 1990
Career: 3, Arlington Nunn, 1987-90

INTERCEPTIONS BY A LINEBACKER

Game: 2, Johnny Rembert vs. Western Carolina, 11-25-1982
Season: 6, Johnny Rembert, 1982
Career: 8, Johnny Rembert, 1981,82

PUNTING

PUNTS

Game: 13, Marion Butler vs. Wake Forest, 10-31-1942; Kevin Laird vs. Florida State, 10-17-1998
Season: 81, David Sims, 1979
Career: 224, Cole Chason, 2003-06

PUNTING AVERAGE

Game: (Min. 3 punts) 55.3, Dale Hatcher vs. Kentucky, 10-2-1982 (3-166)
Season: (Min. 25 punts) 44.5, Chris Gardocki, 1990 (58-2580)
Career: (Min. 50 punts) 43.5, Chris Gardocki, 1988-90 (151-6566)

NET PUNTING AVERAGE

Game: (Min. 4 punts) 51.0, Dawson Zimmerman vs. North Texas, 9-4-2010 (6 punts)
Season: (Min. 25 punts) 42.7, Dale Hatcher, 1984 (54 punts)
Career: (Min. 50 punts) 40.7, Dale Hatcher, 1981-84 (191 punts)

PUNTS OF 50+ YARDS

Game: 6, Banks McFadden vs. Tulane, 9-30-1939 (12 punts)
Season: 22, Banks McFadden, 1939 (65 punts)
Career: 44, Dale Hatcher, 1981-84 (191 punts)

PUNTS INSIDE THE 20

Game: 7, Kevin Laird vs. Louisiana State, 12-28-1996
Season: 28, Bradley Pinion, 2014
Career: 69, Dale Hatcher, 1981-84

PUNTING YARDS

Game: 546, Kevin Laird vs. Virginia Tech, 9-12-1998
Season: 3,468, David Sims, 1979
Career: 8,816, Kevin Laird, 1995-98

PUNT RETURNS

PUNT RETURNS

Game: 10, Shad Bryant vs. Furman, 11-25-1939
Season: 39, Amari Rodgers, 2018
Career: 88, Marion Butler, 1941-43,45

PUNT RETURN YARDS

Game: 167*, Don Kelley vs. Maryland, 10-31-1970 (4 returns)
Season: 487, Shad Bryant, 1938 (27 returns)
Career: 779, Shad Bryant, 1937-39

PUNT RETURN AVERAGE

Game: (Min. 2 Ret.) 51.0, Richie Luzzi vs. Georgia, 9-28-1968 (2-102)
(Min. 4 Ret.) 41.8*, Don Kelley vs. Maryland, 10-31-1970 (4-167)
Season: (Min. 10 Att) 16.9, Bobby Gage, 1948 (12-203)
Career: (Min. 20 Att.) 17.5, Streak Lawton, 1934-36 (26-456)

RETURN YARDS (PR & IR)

Game: 223*, Don Kelley vs. Maryland, 10-31-1970
Season: 545, Don Kelley, 1970
Career: 820, Shad Bryant, 1937-39 (779 PR, 41 IR)

TAKEAWAY RETURN YARDS (FR & IR)

Game: 101, Willie Underwood vs. South Carolina, 11-22-1980
Season: 160, Antwan Edwards, 1998 (104 FR, 56 IR)
Career: 299, Antwan Edwards, 1995-98 (104 FR, 195 IR)

PUNT RETURNS FOR TOUCHDOWN

Game: 1 by many
Season: 2, Shad Bryant, 1938; Don Kelley, 1970; Donnell Woolford, 1987
Career: 2, Shad Bryant, 1937-39; Don Kelley, 1969-71; Donnell Woolford, 1985-88; Justin Miller, 2002-04; Jacoby Ford, 2006-09

BLOCKED KICKS (PUNTS & PLACEKICKS)

Game: 2, Wingo Avery vs. The Citadel, 11-27-1954; Mitch Belton vs. Maryland, 9-23-1989; Rahim Abdullah vs. Auburn, 1-2-1998
Season: 3, Mitch Belton, 1989; Leomont Evans, 1995
Career: 4, Jarvis Jenkins, 2007-10

BLOCKED PUNTS

Quarter: 2, Mitch Belton vs. Maryland (2nd), 9-23-1989
Game: 2, Wingo Avery vs. The Citadel, 11-27-1954; Mitch Belton vs. Maryland, 9-23-1989; Rahim Abdullah vs. Auburn, 1-2-1998
Season: 3, Mitch Belton, 1989
Career: 3, Mitch Belton, 1989,90

BLOCKED PLACEKICKS

Game: 1 by many
Season: 2, Terrance Dixon, 1992; Jarvis Jenkins, 2010; Dexter Lawrence, 2016
Career: 4, Jarvis Jenkins, 2007-10

KICKOFF RETURNS

KICKOFF RETURNS

Game: 7, John Shields vs. Alabama, 1969; Sammy Watkins vs. West Virginia, 2011
Season: 33, Sammy Watkins, 2011
Career: 74, C.J. Spiller, 2006-09

KICKOFF RETURN YARDS

Game: 282, Justin Miller vs. Florida State, 2004 (6 returns)
Season: 826, Sammy Watkins, 2011
Career: 2,052, C.J. Spiller, 2006-09 (74 returns)

KICKOFF RETURNS FOR TOUCHDOWN

Game: 2, Justin Miller vs. Florida State, 2004
Consecutive Games: 2*, C.J. Spiller vs. Duke, Wake Forest, 2007
Season: 4*, C.J. Spiller, 2009
Career: 7*, C.J. Spiller, 2006-09

KICKOFF RETURN AVERAGE

Game: (Min. 2 ret.) 71.5, Derrick Hamilton vs. Maryland, 10-11-2001 (2-153)
(Min 10 ret.) 35.1, Justin Miller, 2002 (13-456)
Season: (Min. 20 ret.) 30.7*, Justin Miller, 2002-04 (50-1534)

SCORING

POINTS

Game: 33, Maxcey Welch vs. Newberry, 1930
Season: 156, Travis Etienne, 2018
Career: 404, Chandler Catanzaro, 2010-13

POINTS PER GAME

Season: 10.4, Travis Etienne, 2018 (156 in 15 games)
Career: 8.7, Travis Etienne, 2017-19 (372 in 43 games)

TOUCHDOWNS

Game: 5, Stumpy Banks vs. Furman, 10-13-1917 (all rushing), Maxcey Welch vs. Newberry, 10-17-1930 (all rushing)
Season: 26*, Travis Etienne, 2018 (24 rushing, 2 receiving)
Career: 62*, Travis Etienne, 2017-19 (56 rushing, 6 receiving)

TOUCHDOWNS (RUN & PASS)

Game: 8*, Tajh Boyd vs. NC State, 11-17-2012
Season: 50, Deshaun Watson, 2016
Career: 133*, Tajh Boyd, 2010-13

INDIVIDUAL RECORDS

TOUCHDOWNS OF 50+ YARDS

Season: 9, C.J. Spiller, 2009 (1 run, 3 reception, 1 PR, 4 KOR)
Career: 21, C.J. Spiller, 2006-09 (6 run, 7 reception, 1 PR, 7 KOR)

TOUCHDOWNS OF 80+ YARDS

Season: 4, C.J. Spiller, 2009
Career: 11, C.J. Spiller, 2006-09

DIFFERENT WAYS ACCOUNTING FOR A TOUCHDOWN

Season: 5, C.J. Spiller, 2009 (run, pass, reception, PR, KOR)
Career: 5, C.J. Spiller, 2006-09 (run, pass, reception, PR, KOR); Jacoby Ford, 2006-09 (run, pass, reception, PR, KOR)

CONSECUTIVE GAMES WITH A TOUCHDOWN

Season: 14, C.J. Spiller, 2009
Career: 14, C.J. Spiller, 2009

TOUCHDOWN RETURNS

Game: 2, Walt Laraway vs. The Citadel, 11-27-1954 (1 IR, 1 BPR); Justin Miller vs. Florida State, 9-25-2004 (2 KOR); Kourtnei Brown vs. North Carolina, 10-22-2012 (1 IR, 1 FR)
Season: 5, C.J. Spiller, 2009 (1 PR, 4 KOR)
Career: 8, C.J. Spiller, 2006-09 (1 PR, 7 KOR)

LONGEST SCORING LATERAL PLAY

Game: 65, Don Willis to Shad Bryant vs. George Washington, 11-5-1938

FUMBLE RETURN YARDS

Scoring: 93, Antwan Edwards vs. Virginia, 9-19-1998
Non-Scoring: 83, Tim Childers vs. Western Carolina, 1982

EXTRA POINTS MADE

Game: 11, W.C. Forsythe vs. Bingham, 10-20-1898
Season: 79, B.T. Potter, 2019
Career: 217, Greg Huegel, 2015-18

EXTRA POINTS ATTEMPTED

Game: 11, W.C. Forsythe vs. Bingham, 10-20-1898
Season: 79, B.T. Potter, 2019
Career: 227, Greg Huegel, 2015-18

EXTRA POINTS MADE WITHOUT A MISS

Season: 79, B.T. Potter, 2019
Career: 88, Mark Buchholz, 2007,08

CONSECUTIVE EXTRA POINTS MADE

Career: 88, Mark Buchholz, 2007,08

FIELD GOALS MADE

Game: 6, Jad Dean vs. Texas A&M, 9-3-2005; Richard Jackson vs. Boston College, 9-19-2009
Season: 27, Greg Huegel, 2015
Career: 72*, Nelson Welch, 1991-94

FIELD GOALS ATTEMPTED

Game: 6, Chris Gardocki vs. Georgia Tech, 10-13-1990; Nelson Welch vs. NC State, 10-26-1991; Nelson Welch vs. Maryland, 11-14-1992; Jad Dean vs. Texas A&M, 9-3-2005; Mark Buchholz vs. NC State, 9-22-2007; Richard Jackson vs. Boston College, 9-19-2009
Season: 36, Mark Buchholz, 2007
Career: 102*, Nelson Welch, 1991-94

FIELD-GOAL PERCENTAGE

Game: 100.0, Jad Dean vs. Texas A&M, 9-3-2005 (6-6); Richard Jackson vs. Boston College, 9-19-2009 (6-6)
Season: 94.7, Chandler Catanzaro, 2012 (18-19)
Career: (Min. 20 att.) 82.9, Bob Paulling, 1979,81-83 (34-41)

KICK-SCORING POINTS

Game: 19, Jad Dean vs. Texas A&M, 2005; Richard Jackson vs. Boston College, 2009
Season: 137, Greg Huegel, 2015
Career: 404, Chandler Catanzaro, 2010-13

MULTIPLE FIELD-GOAL GAMES

Season: 9, Greg Huegel, 2015
Career: 25, Nelson Welch, 1991-94

CONSECUTIVE FIELD GOALS MADE

Career: 20, Chandler Catanzaro, 2011-12

CONSECUTIVE GAMES MAKING A FIELD GOAL

Career: 18, Greg Huegel, 2015,16

YARDS ON FIELD GOALS

Game: 217, Richard Jackson vs. Boston College, 9-19-2009
Season: 810, Greg Huegel, 2015
Career: 2,370, Nelson Welch, 1991-94

AVERAGE MADE FIELD GOAL

Game: (Min. 3 made) 48.7, Mark Buchholz vs. Wake Forest, 11-10-2007 (48, 52, 46)
Season: (Min. 10 made) 38.3, Donald Igwebuike, 1984 (16-612)
Career: (Min. 20 made) 38.6, Donald Igwebuike, 1981-84 (32-1237)

FIELD GOALS OF 40+ YARDS

Game: 3, Bob Paulling vs. North Carolina, 11-6-1982; Nelson Welch vs. NC State, 10-29-1991; Mark Buchholz vs. Wake Forest, 11-10-2007; Chandler Catanzaro vs. Troy, 9-3-2011
Season: 10, Chris Gardocki, 1989
Career: 24, Chandler Catanzaro, 2010-13

FIELD GOALS OF 50+ YARDS

Game: 1 by many
Season: 3, Richard Jackson, 2009; B.T. Potter, 2019
Career: 5, Chris Gardocki, 1988-90; Donald Igwebuike, 1981-84

AVERAGE FIELD-GOAL ATTEMPT

Game: (Min. 3) 53.3 by Obed Ariari vs. Pittsburgh, 12-30-1977 (3-160)
Season: (Min. 10 att.) 45.4 by Obed Ariari, 1977 (20-908)
Career: (Min. 30 Att.) 41.7 by Donald Igwebuike, 1981-84 (43-1792)

PERCENTAGE OF FIELD GOALS MADE OF 40+ YARDS

Game: (Min. 3 Made) 100.0 by Bob Paulling vs. North Carolina, 11-6-1982 (3-3); by Mark Buchholz vs. Wake Forest, 11-10-2007 (3-3); Chandler Catanzaro vs. Troy, 9-3-2011
Season: (Min. 8 Made) 100.0 by Donald Igwebuike, 1984 (8-8)
Career: (Min. 10 Made) 81.8 by Nelson Welch, 1992 (9-11)
Career: (Min. 10 Made) 77.1 by Chandler Catanzaro, 2010-13 (24-31)

MISCELLANEOUS

ALL-PURPOSE YARDS

Game: 345, Sammy Watkins vs. Maryland, 2011 (33 rush, 105 receiving, 207 KOR)
Season: 2,680*, C.J. Spiller, 2009 (1,212 rush, 503 receiving, 210 PR, 755 KOR)
Career: 7,588*, C.J. Spiller, 2006-09

ALL-PURPOSE YARDS PER GAME

Season: 191.4*, C.J. Spiller, 2009 (2,680 in 14 games)
Career: 145.9, C.J. Spiller, 2006-09 (7,588 in 52 games)

200-YARD ALL-PURPOSE GAMES

Season: 6, C.J. Spiller, 2009
Career: 8, C.J. Spiller, 2006-09

300-YARD ALL-PURPOSE GAMES

Season: 3, C.J. Spiller, 2009
Career: 3, C.J. Spiller, 2006-09

VICTORIES PLAYED

Career: 55, Cannon Smith, 2015-18; Christian Wilkins, 2015-18; Tanner Muse, 2016-19; K'Von Wallace, 2016-19

SNAPS BY AN OFFENSIVE LINEMAN

Season: 1,096, Eric Mac Lain, 2015
Career: 3,754, Mitch Hyatt, 2015-18

SNAPS BY A QUARTERBACK

Season: 1,121, Deshaun Watson, 2015
Career: 2,963, Tajh Boyd, 2010-13

SNAPS BY A RUNNING BACK

Season: 798, Wayne Gallman, 2015
Career: 2,329, Raymond Priestler, 1994-97

SNAPS BY A WIDE RECEIVER

Season: 798, Rod Gardner, 1999
Career: 2,408, Aaron Kelly, 2005-08; Hunter Renfrow, 2015-18

SNAPS BY A DEFENSIVE LINEMAN

Season: 784, Kevin Dodd, 2015
Career: 2,441, Christian Wilkins, 2015-18

SNAPS BY A LINEBACKER

Season: 930, Kendall Joseph, 2016
Career: 2,410, Kendall Joseph, 2015-18

SNAPS BY A DEFENSIVE BACK

Season: 993, Coty Sensabaugh, 2011
Career: 2,760, Robert Carswell, 1997-00

* - ACC record; ^ - NCAA record

IN 2019, B.T. POTTER MADE THREE FIELD GOALS OF 50+ YARDS, TIED FOR MOST IN TIGER HISTORY.



INDIVIDUAL DEFENSIVE RECORDS

TACKLES

Game: 27, Keith Adams vs. South Carolina, 1999
Season: 186, Keith Adams, 1999
Career: 515, Bubba Brown, 1976-79

FIRST HITS

Game: 18, Keith Adams vs. South Carolina, 1999
Season: 119, Jeff Davis, 1981; Keith Adams, 1999
Career: 295, Jeff Davis, 1978-81

TACKLES BY A LINEMAN

Game: 21, Willie Anderson vs. South Carolina, 1974
Season: 114, Mark Heniford, 1977
Career: 314, Jim Stuckey, 1976-79

TACKLES BY A DEFENSIVE BACK

Game: 20, Charles Hafley vs. Maryland, 2001; Jamaal Fudge vs. Virginia, 2003
Season: 129, Robert Carswell, 1999
Career: 372, Robert Carswell, 1997-00

TACKLES FOR LOSS

Game: 6, Keith Adams vs. Duke, 1999; Andre Branch vs. Virginia Tech, 2011
Season: 35, Keith Adams, 1999
Career: 61, Michael Dean Perry, 1984-87

SACKS

Game: 4, Keith Adams vs. Duke, 1999; Andre Branch vs. Virginia Tech, 2011; Austin Bryant vs. Auburn, 2017
Season: 16, Keith Adams, 1999
Career: 33, Vic Beasley, 2011-14

PASS BREAKUPS

Game: 5, Perry Williams vs. Virginia Tech, 1985
Season: 21, Tye Hill, 2004
Career: 44, Donnell Woolford, 1985-88

PASS BREAKUPS A DEFENSIVE LINEMAN

Game: 2, many
Season: 10, Christian Wilkins, 2016
Career: 16, Christian Wilkins, 2015-18

PASSES DEFENDED

Game: 5, Perry Williams vs. Virginia Tech, 1985
Season: 21, Dextra Polite, 1999; Tye Hill, 2004
Career: 54, Donnell Woolford, 1985-88

CAUSED FUMBLES

Game: 2, many
Season: 5, Brandon Maye, 2009
Career: 10, Jeff Davis, 1978-81
 10, Ed McDaniel, 1988-91

RECOVERED FUMBLES

Game: 2, many
Season: 4, Ronnie Ducworth, 1968; B.B. Elvington, 1970; Jeff Davis, 1981; William Devane, 1983; Spencer Shuey, 2013
Career: 8, Jeff Davis, 1978-81

FUMBLE RETURN YARDS

Game: 93, Antwan Edwards at Virginia, 1998
Season: 104, Antwan Edwards, 1998
Career: 104, Antwan Edwards, 1995-98

INTERCEPTIONS

Game: 3, Kit Jackson vs. Wake Forest, 1965; Leomont Evans vs. NC State, 1995; Brian Dawkins vs. Duke, 1995; Alex Ardley vs. Maryland, 2000; Michael Hamlin vs. The Citadel, 2008
Season: 8, Robert O'Neal, 1989; Justin Miller, 2002; DeAndre McDaniel, 2009
Career: 17, Terry Kinard, 1979-82

INTERCEPTION RETURN YARDS

Game: 101, Willie Underwood vs. South Carolina, 1980 (2 IR)
Season: 156, Don Kelley, 1970 (3 IR)
Career: 275, Rex Varn, 1976-79 (10 IR)

TAKEAWAYS

Game: 3, many
Season: 9, Robert O'Neal, 1989 (8 IR, 1 FR)
Career: 19, Terry Kinard, 1979-82 (17 IR, 2 FR)

SINGLE-GAME TACKLE BESTS

| Rk | Player, Pos. | Opponent | Year | Tac. |
|-----|---------------------|----------------|------|------|
| 1. | Keith Adams, LB | South Carolina | 1999 | 27 |
| 2. | Jeff Davis, LB | North Carolina | 1980 | 24 |
| 3. | Chad Carson, LB | Wake Forest | 2001 | 23 |
| 4. | Bubba Brown, LB | Ohio State | 1978 | 22 |
| | Bubba Brown, LB | NC State | 1979 | 22 |
| | Jeff Davis, LB | Maryland | 1980 | 22 |
| | Chad Carson, LB | Georgia Tech | 2000 | 22 |
| 8. | Willie Anderson, MG | South Carolina | 1974 | 21 |
| | Henry Walls, LB | Georgia Tech | 1985 | 21 |
| | John Leake, LB | Maryland | 2002 | 21 |
| 11. | Jeff Davis, LB | Tulane | 1981 | 20 |
| | Henry Walls, LB | Boston College | 1983 | 20 |
| | Tim Jones, LB | Duke | 1994 | 20 |
| | Anthony Simmons, LB | South Carolina | 1996 | 20 |
| | Charles Hafley, FS | Maryland | 2001 | 20 |
| | Jamaal Fudge, ROV | Virginia | 2003 | 20 |

RETURN YARDS ON TAKEAWAYS

Game: 101, Willie Underwood vs. South Carolina, 1980
Season: 160, Antwan Edwards, 1998
Career: 299, Antwan Edwards, 1995-98

TACKLES BY A KICKER

Game: 2, many
Season: 9, Spencer Benton, 2009
Career: 29, Spencer Benton, 2009-12

SPECIAL TEAM TACKLES*

Game: 7, Chad Speck vs. Georgia Tech, 1999
Season: 26, Rodney Thomas, 2000
Career: 47, Chad Speck, 1997-00; Dorian O'Daniel, 2014-17

* - since 1986 (all other stats are from 1976-19); all stats based on coaches film evaluation

HIGHEST SCORING QUARTERS

CLEMSON

| 1st | 2nd | 3rd | 4th | Site-Opponent (Score) | Date |
|-----|-----|-----|-----|----------------------------------|------------|
| --- | 35 | --- | --- | H - Wake Forest (82-24) | 10-31-1981 |
| --- | --- | 35 | --- | H - North Carolina (59-38) | 10-22-2011 |
| --- | 32 | --- | --- | H - Ball State (52-27) | 9-8-2012 |
| 28 | --- | --- | --- | A - Duke (56-20) | 11-3-2012 |
| 28 | --- | --- | --- | A - NC State (55-10) | 11-9-2019 |
| --- | 28 | --- | --- | H - Presbyterian College (54-0) | 9-23-1950 |
| --- | 28 | --- | --- | A - Georgia Tech (42-45) | 11-13-1999 |
| --- | 28 | --- | --- | A - Duke (52-22) | 9-30-2000 |
| --- | 28 | --- | --- | N2 - Temple (63-9) | 10-12-2006 |
| --- | 28 | --- | --- | H - Central Michigan (70-14) | 10-20-2007 |
| --- | 28 | --- | --- | A - Wake Forest (42-13) | 10-25-2012 |
| --- | 28 | --- | --- | H - NC State (62-48) | 11-17-2012 |
| --- | 28 | --- | --- | H - The Citadel (52-6) | 11-23-2013 |
| --- | 28 | --- | --- | H - Appalachian State (41-10) | 9-12-2015 |
| --- | 28 | --- | --- | A - Florida State (59-10) | 10-27-2018 |
| --- | --- | 28 | --- | A - Boston College (35-14) | 11-11-1950 |
| --- | --- | 28 | --- | N1 - Louisiana Tech (49-24) | 12-31-2001 |
| --- | --- | 28 | --- | H - Central Michigan (70-14) | 10-20-2007 |
| --- | --- | 28 | --- | H - Louisville (77-16) | 11-3-2018 |
| --- | --- | 28 | --- | H - Auburn (34-0) | 11-24-1951 |
| --- | --- | 28 | --- | H - Furman (42-14) | 11-26-1960 |
| --- | --- | 28 | --- | A - Maryland (49-25) | 11-12-1988 |
| --- | --- | 28 | --- | H - Coastal Carolina (49-3) | 10-31-2009 |
| --- | 27 | --- | --- | H - Presbyterian College (76-0) | 9-22-1945 |
| --- | --- | 27 | --- | A - Virginia (47-0) | 9-26-1959 |
| --- | --- | 27 | --- | A - South Carolina (47-21) | 11-22-1997 |
| --- | --- | 27 | --- | H - Duke (39-22) | 10-19-1968 |
| --- | --- | 27 | --- | H - Boston College (34-7) | 9-23-2017 |
| 26 | --- | --- | --- | H - Presbyterian College (53-13) | 9-20-1952 |
| --- | --- | 26 | --- | H - Presbyterian College (76-0) | 9-22-1945 |
| --- | --- | 26 | --- | H - The Citadel (59-0) | 11-27-1954 |
| 1st | 2nd | 3rd | 4th | Site-Opponent (Score) | Date |
| --- | 35 | --- | --- | N3 - West Virginia (33-70) | 1-4-2012 |
| --- | 31 | --- | --- | H - Virginia Tech (0-37) | 9-12-1998 |

OPPONENT

| 28 | --- | --- | --- | A - NC State (17-42) | 11-18-1972 |
|------------|------------|------------|------------|------------------------------|------------|
| --- | 28 | --- | --- | A - Wake Forest (17-45) | 11-1-2003 |
| --- | --- | 28 | --- | A - Tulane (13-54) | 11-9-1946 |
| --- | 27 | --- | --- | A - NC State (13-37) | 11-19-2011 |
| --- | --- | --- | 26 | A - Miami (Fla.) (7-39) | 10-9-1953 |
| --- | --- | --- | 26 | A - Wake Forest (35-33) | 11-1-1980 |
| 25 | --- | --- | --- | A - Georgia Tech (6-41) | 11-20-1943 |
| --- | 23 | --- | --- | A - Auburn (0-51) | 10-11-1969 |
| --- | 23 | --- | --- | H - NC State (28-30) | 10-24-1987 |
| 1st | 2nd | 3rd | 4th | Site-Opponent (Score) | Date |
| --- | 42 (35-7) | --- | --- | H - Wake Forest (82-24) | 10-31-1981 |
| --- | --- | 42 (35-7) | --- | H - North Carolina (59-38) | 10-22-2011 |
| --- | --- | --- | 42 (27-15) | H - Duke (39-22) | 10-19-1968 |
| --- | --- | --- | 40 (22-18) | H - NC State (39-46) | 10-31-1998 |
| --- | --- | --- | 40 (16-24) | N4 - Alabama (40-45) | 1-11-2016 |
| 38 (28-10) | --- | --- | --- | A - Duke (56-20) | 11-3-2012 |
| --- | 38 (3-35) | --- | --- | N3 - West Virginia (33-70) | 1-4-2012 |
| --- | --- | --- | 38 (24-14) | A - Duke (34-31) | 11-2-2002 |
| --- | 37 (23-14) | --- | --- | H - North Carolina (37-29) | 11-10-1973 |
| --- | --- | --- | 36 (28-8) | H - Furman (42-14) | 11-26-1960 |
| --- | --- | --- | 36 (28-8) | A - Maryland (49-25) | 11-12-1988 |
| 35 (21-14) | --- | --- | --- | A - NC State (31-35) | 10-9-1999 |
| 35 (21-14) | --- | --- | --- | A - Syracuse (37-27) | 11-14-2015 |
| --- | 35 (28-7) | --- | --- | A - Georgia Tech (42-45) | 11-13-1999 |
| --- | 35 (32-3) | --- | --- | H - Ball State (52-27) | 9-8-2012 |
| --- | 35 (28-7) | --- | --- | A - Wake Forest (42-13) | 10-25-2012 |
| --- | --- | 35 (28-7) | --- | H - Central Michigan (70-14) | 10-20-2007 |
| --- | --- | 35 (21-14) | --- | H - NC State (62-48) | 11-17-2012 |
| --- | --- | --- | 35 (9-26) | A - Wake Forest (35-33) | 11-1-1980 |
| --- | --- | --- | 35 (14-21) | H - South Carolina (31-34) | 11-23-1996 |
| --- | --- | --- | 35 (14-21) | H - Georgia Tech (24-28) | 9-11-2004 |
| --- | --- | --- | 35 (21-14) | A - Maryland (40-27) | 10-26-2013 |

N1 - Humanitarian Bowl at Boise, Idaho; N2 - Charlotte, N.C.; N3 - Orange Bowl at Miami Gardens, Fla.; N4 - CFP National Championship Game at Glendale, Ariz.; Note: Highest-scoring overtime for both teams was 26, when Miami (Fla.) (16) defeated Clemson (10) in three overtimes on Sept. 17, 2005.

LONGEST PLAYS

PLAYS/RETURNS BY CLEMSON

| Yds | Player(s) | Type | Site - Opp. (Score CU-Opp.) | Date |
|-----------|---|-------------|---------------------------------|------------------|
| 108 | Richie Luzzi | MFG | A - Georgia (13-31) | 9-28-1968 |
| 102 | Don Kelley | INT | H - Duke (10-21) | 10-24-1970 |
| 100 | John Maxwell | KOR | N2 - Cumberland (11-11) | 11-26-1903 |
| 100 | Derrick Hamilton | KOR | A - Maryland (20-37) | 11-10-2001 |
| 100 | Derrick Hamilton | KOR | H - North Carolina (36-28) | 10-25-2003 |
| 99 | Bill Mathis | KOR | A - Georgia Tech (6-16) | 10-3-1959 |
| 98 | Hal Davis | KOR | H - Georgia (16-24) | 10-13-1962 |
| 98 | Doug Thomas | KOR | H - Long Beach St. (59-0) | 9-1-1990 |
| 98 | Doug Thomas | KOR | N3 - Maryland (18-17) | 9-15-1990 |
| 97 | Mark Feller to Craig Brantley | Pass | H - Virginia (28-9) | 11-16-1974 |
| 97 | Justin Miller | KOR | A - Florida State (22-41) | 9-25-2004 |
| 96 | C.J. Spiller | KOR | N4 - Alabama (10-34) | 8-30-2008 |
| 96 | C.J. Spiller | KOR | H - Middle Tennessee (37-14) | 9-5-2009 |
| 96 | Tajh Boyd to Sammy Watkins | Pass | A - Virginia (59-10) | 11-2-2013 |
| 95 | Joe Henderson | KOR | H - Georgia Tech (33-12) | 6-26-1987 |
| 94 | Rex Varn | INT | A - NC State (33-10) | 10-28-1978 |
| 94 | Jacoby Ford | KOR | H - Louisiana Tech (51-0) | 9-30-2006 |
| 93 | Rex Varn | INT | H - Maryland (14-21) | 9-10-1977 |
| 93 | Antwan Edwards | FR | A - Virginia (18-20) | 9-19-1998 |
| 92 | Jacoby Ford | PR | H - Florida Atlantic (54-6) | 9-2-2006 |
| 92 | C.J. Spiller | KOR | A - Maryland (21-24) | 10-3-2009 |
| 91 | Mike Barber | FR | H - Chattanooga (54-3) | 10-3-1992 |
| 91 | Tajh Boyd to Sammy Watkins | Pass | A - Syracuse (49-14) | 10-5-2013 |
| 90 | Shad Bryant | PR | N1 - George Washington (7-7) | 10-8-1938 |
| 90 | Banks McFadden | Run | H - Presbyterian College (18-0) | 9-23-1939 |
| 90 | Bobby Gage | PR | H - NC State (6-0) | 10-2-1948 |
| 90 | Jimmy Quarles | INT | A - Rice (20-14) | 9-29-1951 |
| 90 | Buck George | Run | A - Furman (32-14) | 11-17-1951 |
| 90 | C.J. Spiller | KOR | H - Wake Forest (44-10) | 11-10-2007 |
| 90 | C.J. Spiller | KOR | A - Miami (Fla.) (40-37) | 10-24-2009 |
| 90 | Travis Etienne | Run | H - Georgia Tech (52-14) | 8-29-2019 |
| 89 | Bobby Gage | KOR | A - Duquesne (34-13) | 11-15-1947 |
| 89 | Wesley McFadden | Run | A - Virginia Tech (22-10) | 9-12-1987 |
| 89 | Darnell Stephens | PR | H - Maryland (40-7) | 11-16-1991 |
| 89 | Derrick Witherspoon | Run | H - Maryland (29-0) | 10-30-1993 |
| 89 | Sammy Watkins | KOR | A - Maryland (56-45) | 10-15-2011 |
| 89 | Tavien Feaster | Run | A - NC State (38-31) | 11-4-2017 |
| 88 | Bobby Gage | Run | H - Presbyterian College (76-0) | 9-22-1945 |
| 88 | Mack Matthews | PR | A - Wake Forest (24-7) | 10-6-1962 |
| 88 | Terrence Flagler | Run | A - Wake Forest (28-20) | 11-1-1986 |
| 88 | Brian Mance | PR | H - Georgia Tech (28-31) | 10-28-2000 |
| 88 | C.J. Spiller | KOR | A - South Carolina (17-34) | 11-28-2009 |
| 87 | Billy Hair | Run | H - Furman (57-2) | 11-18-1950 |
| 87 | Steve Fuller to Jerry Butler | Pass | A - Maryland (28-24) | 11-18-1978 |
| 87 | Andre Ellington | KOR | H - Maryland (31-7) | 10-16-2010 |
| 87 | Trevor Lawrence to Amari Rodgers | Pass | A - Syracuse (41-6) | 9-14-2019 |
| 86 | Justin Miller | KOR | A - Florida State (22-41) | 9-25-2004 |
| 86n | Van Smith | IR | N5 - Ohio State (31-0) | 12-31-2016 |
| 86 | Travis Etienne | Run | H - Wofford (59-14) | 11-2-2019 |
| 85 | Don Kelley | PR | A - Maryland (24-11) | 10-31-1970 |
| 85n | Antwan Edwards | KOR | A - Virginia (18-20) | 9-19-1998 |

N1 - Charlotte, N.C.; N2 - Montgomery, Ala.; N3 - Baltimore, Md.; N4 - Atlanta, Ga.; N5 - Glendale, Ariz. (Fiesta Bowl)

PLAYS/RETURNS BY OPPONENT

| Yds | Player(s) | Type | Site - Opp. (Score CU-Opp.) | Date |
|-----|-------------------------------------|------|-----------------------------|------------|
| 100 | Larry Fallen | KOR | H - Virginia Tech (38-7) | 10-7-1978 |
| 100 | Victor Harris | KOR | H - Virginia Tech (23-41) | 10-6-2007 |
| 100 | T.J. Thorpe | KOR | H - North Carolina (59-38) | 10-22-2011 |
| 100 | Todd Gurley | KOR | A - Georgia (21-45) | 8-30-2014 |
| 100 | Traveon Samuel | KOR | A - Louisville (20-17) | 9-17-2015 |
| 100 | Nyheim Hines | KOR | A - NC State (56-41) | 10-31-2015 |
| 99 | Darrell Blackman | KOR | A - NC State (42-20) | 9-22-2007 |
| 99 | Darwin Cook | FR | N2 - West Virginia (33-70) | 1-4-2012 |
| 98 | Doug Kotar | KOR | H - Kentucky (10-13) | 9-11-1971 |
| 98 | Steve Atkins | Run | A - Maryland (28-24) | 11-18-1978 |
| 98n | Scott Woerner | INT | A - Georgia (16-20) | 9-20-1980 |
| 98 | Chris Weinke to Marvin Minnis | Pass | A - Florida State (7-54) | 11-4-2000 |
| 97 | Dick Christy | KOR | H - NC State (7-13) | 10-5-1957 |
| 97 | Gene Washington | KOR | A - Georgia (14-31) | 9-22-1973 |
| 97 | Leon Washington | KOR | A - Florida State (31-48) | 10-3-2002 |
| 96 | Quinton McCracken | KOR | H - Duke (49-17) | 10-15-1988 |
| 96 | Jeff Smith | KOR | A - Boston College (33-34) | 9-9-2006 |
| 95 | Kenyan Drake | KOR | N3 - Alabama (40-45) | 1-11-2016 |
| 94n | Brandon Bennett & Reggie Richardson | KOR | H - South Carolina (7-33) | 11-19-1994 |
| 94n | Jameis Winston to Nick O'Leary | Pass | H - Florida State (14-51) | 10-19-2013 |
| 93n | Kevin Marion | KOR | A - Wake Forest (27-17) | 10-7-2006 |
| 93 | Hassan Hall | KOR | H - Louisville (77-16) | 11-3-2018 |
| 92 | John Schultz | KOR | H - Maryland (20-22) | 11-15-1975 |
| 92 | Jon Jeffries | KOR | A - Virginia Tech (22-10) | 9-12-1987 |
| 91 | Fred Gibson | KOR | A - Georgia (28-31) | 8-31-2002 |
| 90 | Floyd Reid | PR | A - Georgia (0-20) | 9-28-1945 |
| 90 | Dick Nolan | PR | H - Maryland (0-20) | 10-3-1953 |
| 90 | Marcus Mickel | KOR | A - Virginia Tech (27-7) | 9-16-1989 |
| 90 | Peter Warrick | PR | H - Florida State (28-35) | 9-15-1997 |
| 90n | Lamarcus Joynes | KOR | A - Florida State (37-49) | 9-22-2012 |
| 88 | Bernie Faloney | KOR | H - Maryland (0-20) | 10-3-1953 |

| | | | | |
|-----|----------------------------------|------|--------------------------|------------|
| 87 | Dennis Tabron | INT | H - Duke (17-34) | 10-18-1980 |
| 87n | Kevin Tisdell | KOR | A - Georgia Tech (19-21) | 10-13-1990 |
| 85 | Matt Robinson to Gene Washington | Pass | H - Georgia (0-41) | 9-18-1976 |
| 85 | Gary Schofield to Tim Ryan | Pass | N1 - Wake Forest (21-17) | 11-27-1982 |
| 85 | Jamie Barnette to Torry Holt | Pass | H - NC State (39-46) | 10-31-1998 |
| 85 | Eric King | INT | A - Wake Forest (17-45) | 11-1-2003 |
| 85 | Ben Mauk to Jason Anderson | Pass | H - Wake Forest (37-30) | 9-4-2004 |
| 85 | Jerrard Tarrant | PR | A - Georgia Tech (27-30) | 9-10-2009 |
| 85 | Jamal Golden | INT | A - Georgia Tech (6-28) | 11-15-2014 |

N1 - Tokyo, Japan; N2 - Miami Gardens, Fla. (Orange Bowl); N3 - Glendale, Ariz. (CFP National Championship Game)

RUNS BY CLEMSON

| Yds | Player, Pos. | Site - Opp. (Score CU-Opp.) | Date |
|-----------|---------------------------|---------------------------------|------------------|
| 90 | Banks McFadden, TB | H - Presbyterian College (18-0) | 9-23-1939 |
| 90 | Buck George, TB | A - Furman (34-14) | 11-17-1951 |
| 90 | Travis Etienne, RB | H - Georgia Tech (52-14) | 8-29-2019 |
| 89 | Wesley McFadden, TB | A - Virginia Tech (22-10) | 9-12-1987 |
| 89 | Derrick Witherspoon, TB | H - Maryland (29-0) | 10-30-1993 |
| 89 | Tavien Feaster, RB | A - NC State (38-31) | 11-4-2017 |
| 88 | Bobby Gage, TB | H - Presbyterian College (76-0) | 9-22-1945 |
| 88 | Terrence Flagler, TB | A - Wake Forest (28-20) | 11-1-1986 |
| 87 | Billy Hair, TB | H - Furman (57-2) | 11-18-1950 |
| 86 | Travis Etienne, RB | H - Wofford (59-14) | 11-2-2019 |
| 83 | C.J. Spiller, RB | N1 - Auburn (20-23) | 12-31-2007 |
| 82 | Chuck McSwain, TB | A - Virginia (48-0) | 10-9-1982 |
| 81 | Jackie Halper, TB | A - Missouri (34-0) | 9-30-1950 |
| 81 | Derrick Witherspoon, TB | H - Appalachian State (48-0) | 9-22-1990 |
| 81 | Travis Etienne, RB | A - Louisville (47-21) | 9-16-2017 |
| 80 | Jay Washington, TB | A - Georgia Tech (21-29) | 9-29-1973 |
| 80 | C.J. Spiller, RB | H - South Carolina (28-31) | 11-25-2006 |

N1 - Atlanta, Ga.

RUNS BY OPPONENT

| Yds | Player | Site - Team (Score CU-Opp.) | Date |
|-----|---------------|-----------------------------|------------|
| 98 | Steve Atkins | A - Maryland (28-24) | 11-18-1978 |
| 84 | Mike Voight | H - North Carolina (23-27) | 11-6-1976 |
| 82 | Davey Ford | A - Florida State (7-54) | 11-4-2000 |
| 82 | Anthony Allen | A - Georgia Tech (27-30) | 9-10-2009 |
| 81 | Willie Burden | H - NC State (23-31) | 11-20-1971 |
| 80 | Bobby Hall | A - NC State (24-19) | 11-2-1968 |

PASS PLAYS BY CLEMSON

| Yds | Players | Site - Opp. (Score CU-Opp.) | Date |
|-----------|--|-----------------------------|------------------|
| 97 | Mark Fellers to Craig Brantley | H - Virginia (28-9) | 11-16-1974 |
| 96 | Tajh Boyd to Sammy Watkins | A - Virginia (59-10) | 11-2-2013 |
| 91 | Tajh Boyd to Sammy Watkins | A - Syracuse (49-14) | 10-5-2013 |
| 87 | Steve Fuller to Jerry Butler | A - Maryland (28-24) | 11-18-1978 |
| 87 | Trevor Lawrence to Amari Rogers | A - Syracuse (41-6) | 9-14-2019 |
| 83 | Charlie Whitehurst to Aiese Currie | A - North Carolina (42-12) | 11-9-2002 |
| 83 | Cullen Halper to C.J. Spiller | H - Duke (31-7) | 11-15-2008 |
| 82 | Will Proctor to C.J. Spiller | A - Boston College (33-34) | 9-9-2006 |
| 81 | Joel Wells to Joe Pagliei | A - South Carolina (8-13) | 10-21-1954 |
| 81 | Billy Lott to Perry Tuttle | H - Furman (21-0) | 9-8-1979 |
| 80 | Jimmy Addison to Edgar McGee | A - Wake Forest (23-21) | 10-29-1966 |
| 80 | Willie Jordan to Craig Brantley | A - Georgia Tech (28-33) | 9-27-1975 |
| 80 | Homer Jordan to Perry Tuttle | H - Wofford (45-10) | 9-5-1981 |
| 80 | Nealon Greene to Joe Woods | H - Wake Forest (21-10) | 9-28-1996 |
| 80 | Nealon Greene to Tony Horne | A - Duke (13-6) | 10-12-1996 |

N1 - Richmond, Va.

PASS PLAYS BY OPPONENT

| Yds | Players | Site - Team (Score CU-Opp.) | Date |
|-----|----------------------------------|-----------------------------|------------|
| 98 | Chris Weinke to Marvin Minnis | A - Florida State (7-54) | 11-4-2000 |
| 94n | Jameis Winston to Nick O'Leary | H - Florida State (14-51) | 10-19-2013 |
| 85 | Matt Robinson to Gene Washington | H - Georgia (0-41) | 9-18-1976 |
| 85 | Gary Schofield to Tim Ryan | N1 - Wake Forest (21-17) | 11-27-1982 |
| 85 | Jamie Barnette to Torry Holt | H - NC State (39-46) | 10-18-1998 |
| 85 | Ben Mauk to Jason Anderson | H - Wake Forest (37-30) | 9-4-2004 |
| 81 | Shawn Jones to Hector Rodriguez | H - Georgia Tech (14-30) | 10-14-1989 |
| 80 | Thad Busby to Peter Warrick | H - Florida State (28-35) | 9-20-1997 |

N1 - Miami, Fla. (Orange Bowl)

PUNT RETURNS BY CLEMSON

| Yds | Player | Site - Opp. (Score CU-Opp.) | Date |
|------|------------------|------------------------------|------------|
| 108* | Richie Luzzi | A - Georgia (13-31) | 10-28-1968 |
| 92 | Jacoby Ford | H - Florida Atlantic (54-6) | 9-2-2006 |
| 90 | Shad Bryant | N1 - Virginia Military (7-7) | 10-8-1938 |
| 90 | Bobby Gage | H - NC State (6-0) | 10-2-1948 |
| 89 | Darnell Stephens | H - Maryland (40-7) | 11-16-1991 |
| 88 | Mack Matthews | A - Wake Forest (24-7) | 10-6-1962 |
| 88 | Brian Mance | H - Georgia Tech (28-31) | 10-28-2000 |
| 85 | Don Kelley | A - Maryland (24-11) | 10-31-1970 |

* - missed field goal return

PUNT RETURNS BY OPPONENT

| Yds | Player | Site - Team (Score CU-Opp.) | Date |
|-----|------------|-----------------------------|-----------|
| 90 | Floyd Reid | A - Georgia (0-20) | 9-29-1945 |
| 90 | Dick Nolan | H - Maryland (0-20) | 10-3-1953 |



LONGEST PLAYS

| | | | |
|----|-----------------|---------------------------|-----------|
| 90 | Peter Warrick | H - Florida State (28-35) | 9-20-1997 |
| 85 | Jerrard Tarrant | A - Georgia Tech (27-30) | 9-10-2009 |

KICKOFF RETURNS BY CLEMSON

| Yds | Player | Site - Opp. (Score CU-Opp.) | Date |
|---|------------------|------------------------------|------------|
| 100 | John Maxwell | N1 - Cumberland (11-11) | 11-26-1903 |
| 100 | Derrick Hamilton | A - Maryland (20-37) | 11-10-2001 |
| 100 | Derrick Hamilton | H - North Carolina (36-28) | 10-25-2003 |
| 99 | Bill Mathis | A - Georgia Tech (6-16) | 10-3-1959 |
| 98 | Hal Davis | H - Georgia (16-24) | 10-13-1962 |
| 98 | Doug Thomas | H - Long Beach State (59-0) | 9-1-1990 |
| 98 | Doug Thomas | N2 - Maryland (18-17) | 9-15-1990 |
| 97 | Justin Miller | A - Florida State (22-41) | 9-25-2004 |
| 96 | C.J. Spiller | N3 - Alabama (10-34) | 8-30-2008 |
| 96 | C.J. Spiller | H - Middle Tennessee (37-14) | 9-5-2009 |
| 95 | Joe Henderson | H - Georgia Tech (33-12) | 9-26-1987 |
| N1 - Montgomery, Ala.; N2 - Baltimore, Md.; N3 - Atlanta, Ga. | | | |

KICKOFF RETURNS BY OPPONENT

| Yds | Player | Site - Team (Score CU-Opp.) | Date |
|---|-------------------|---------------------------------|------------|
| 100 | Larry Fallen | H - Virginia Tech (38-7) | 10-7-1978 |
| 100 | Victor Harris | H - Virginia Tech (23-41) | 10-6-2007 |
| 100 | T.J. Thorpe | H - North Carolina (59-38) | 10-22-2011 |
| 100 | Todd Gurley | A - Georgia (21-45) | 8-30-2014 |
| 100 | Traveon Samuel | A - Louisville (20-17) | 9-17-2015 |
| 100 | Nyheim Hines | A - NC State (56-41) | 10-31-2015 |
| 99 | Darrell Blackman | A - NC State (42-20) | 9-22-2007 |
| 98 | Doug Kotar | H - Kentucky (10-13) | 9-11-1971 |
| 97 | Dick Christy | H - NC State (7-13) | 10-5-1957 |
| 97 | Gene Washington | A - Georgia (14-31) | 9-22-1973 |
| 97 | Leon Washington | A - Florida State (31-48) | 10-3-2002 |
| 96 | Quinton McCracken | H - Duke (49-17) | 10-15-1988 |
| 96 | Jeff Smith | H - Wake Forest College (33-34) | 9-9-2006 |
| 95 | Kenyan Drake | N1 - Alabama (40-45) | 1-11-2016 |
| N1 - Glendale, Ariz. (CFP National Championship Game) | | | |

INTERCEPTION RETURNS BY CLEMSON

| Yds | Player | Site - Opp. (Score CU-Opp.) | Date |
|------------------------------------|---------------|------------------------------|------------|
| 102 | Don Kelley | H - Duke (10-21) | 10-24-1970 |
| 94 | Rex Varn | A - NC State (33-10) | 10-28-1978 |
| 93 | Rex Varn | H - Maryland (14-21) | 9-10-1977 |
| 90 | Jimmy Quarles | A - Rice (20-14) | 9-29-1951 |
| 86n | Van Smith | N1 - Ohio State (31-0) | 12-31-2016 |
| 83n | Tim Childers | H - Western Carolina (21-10) | 9-25-1982 |
| 82 | Jock McKissic | H - South Carolina (28-31) | 11-25-2006 |
| N1 - Glendale, Ariz. (Fiesta Bowl) | | | |

INTERCEPTION RETURNS BY OPPONENT

| Yds | Player | Site - Team (Score CU-Opp.) | Date |
|-----|---------------|-----------------------------|------------|
| 98n | Scott Woerner | A - Georgia (16-20) | 9-20-1980 |
| 87 | Dennis Tabron | H - Duke (17-34) | 10-18-1980 |
| 85 | Eric King | A - Wake Forest (17-45) | 11-1-2003 |
| 85 | Jamal Golden | A - Georgia Tech (6-28) | 11-15-2014 |
| 83 | Ernie Arizzi | H - Maryland (21-6) | 11-16-1963 |
| 81 | Mark Franklin | A - NC State (35-34) | 10-27-1984 |

FIELD GOALS BY CLEMSON

| Yds | Player | Site - Opp. (Score CU-Opp.) | Date |
|-----|------------------|------------------------------|------------|
| 61 | Spencer Benton | H - Ball State (52-27) | 9-8-2012 |
| 57 | Obed Ariri | H - Wake Forest (26-0) | 10-29-1977 |
| 57 | Chris Gardocki | H - Appalachian State (48-0) | 9-22-1990 |
| 55 | Donald Igwebuike | A - NC State (38-29) | 10-23-1982 |
| 55 | Donald Igwebuike | A - Boston College (16-31) | 9-10-1983 |
| 53 | Donald Igwebuike | H - Duke (54-21) | 10-20-1984 |
| 53 | Chris Gardocki | N1 - Maryland (18-17) | 9-15-1990 |
| 53 | Nelson Welch | A - Maryland (23-53) | 11-14-1992 |
| 53 | Richard Jackson | A - Georgia Tech (27-30) | 9-10-2009 |
| 52 | Eddie Seigler | A - South Carolina (17-7) | 11-27-1971 |

| | | | |
|---|--------------------|-------------------------------------|-------------------|
| 52 | Eddie Seigler | A - Maryland (6-31) | 11-11-1972 |
| 52 | Obed Ariri | A - Virginia (27-24) | 10-11-1980 |
| 52 | Donald Igwebuike | H - Wofford (45-10) | 9-5-1981 |
| 52 | Donald Igwebuike | H - Wake Forest (37-14) | 11-3-1984 |
| 52 | Chris Gardocki | H - North Carolina (37-14) | 11-5-1988 |
| 52 | Nelson Welch | A - Georgia Tech (16-20) | 9-26-1992 |
| 52 | David Richardson | A - Wake Forest (33-16) | 11-1-1997 |
| 52 | Mark Buchholz | H - Wake Forest (44-10) | 11-10-2007 |
| 52 | Richard Jackson | H - Boston College (25-7) | 9-19-2009 |
| 52 | B.T. Potter | N2 - Louisiana State (25-42) | 1-13-2020 |
| 51 | Chris Gardocki | A - Maryland (49-25) | 11-12-1988 |
| 51 | Chris Gardocki | H - Duke (26-7) | 9-29-1990 |
| 51 | Richard Jackson | A - Maryland (21-24) | 10-3-2009 |
| 51 | Chandler Catanzaro | H - Georgia Tech (55-31) | 11-14-2013 |
| 51 | B.T. Potter | H - Georgia Tech (52-14) | 8-29-2019 |
| 51 | B.T. Potter | A - Louisville (45-10) | 10-19-2019 |
| 50 | Bob Burgess | A - Duke (24-8) | 10-10-1973 |
| 50 | Chandler Catanzaro | A - Florida State (37-49) | 9-22-2012 |
| N1 - Baltimore, Md.; N2 - New Orleans, La. (CFP National Championship Game) | | | |

FIELD GOALS BY OPPONENT

| Yds | Player | Site - Team (Score CU-Opp.) | Date |
|-------------------|----------------|-----------------------------|------------|
| 60 | Kevin Butler | A - Georgia (23-26) | 9-22-1984 |
| 57 | Vince Fusco | H - Duke (18-18) | 10-16-1976 |
| 55 | Dustin Hopkins | A - Florida State (13-16) | 11-13-2010 |
| 54 | Johnny Duncan | A - Georgia Tech (21-10) | 10-4-1969 |
| 54 | Scott Hagler | A - South Carolina (24-17) | 11-23-1985 |
| 54 | Leigh Tiffin | N1 - Alabama (10-34) | 8-30-2008 |
| 53 | Shayne Graham | H - Virginia Tech (0-37) | 9-12-1998 |
| 53 | Matt Brooks | A - Duke (13-16) | 11-13-2004 |
| 53 | Chris Blewitt | H - Pittsburgh (42-43) | 11-12-2016 |
| 52 | Roger Pruet | A - Auburn (13-35) | 10-23-1971 |
| 52 | Sam Swank | H - Wake Forest (44-10) | 11-10-2007 |
| 52 | Graham Gano | A - Florida State (27-41) | 11-8-2008 |
| 51 | John Riley | A - Auburn (21-43) | 10-14-1967 |
| 51 | Kevin Butler | A - Georgia (23-26) | 9-22-1984 |
| 51 | Josh Scobee | H - Louisiana Tech (33-13) | 9-7-2002 |
| 51 | Matt Boshier | A - Miami (Fla.) (40-37) | 10-24-2009 |
| 51 | Andre Szymt | H - Syracuse (27-23) | 9-29-2018 |
| 50 | Scott Sisson | A - Georgia Tech (16-20) | 9-26-1992 |
| 50 | Bill Hollows | H - Wake Forest (21-10) | 9-28-1996 |
| 50 | Connor Hughes | A - Virginia (10-30) | 10-7-2004 |
| 50 | Roberto Aguayo | A - Florida State (17-23) | 9-20-2014 |
| 50 | Cole Murphy | H - Syracuse (16-6) | 10-25-2014 |
| 50 | Mike Weaver | A - Wake Forest (34-20) | 11-6-2014 |
| N1 - Atlanta, Ga. | | | |

PUNTS BY CLEMSON

| Yds | Player | Site - Opp. (Score CU-Opp.) | Date |
|-----|------------------|-----------------------------|------------|
| 81 | Mitch Tyner | H - Texas A&M (15-30) | 10-6-1973 |
| 79 | Dawson Zimmerman | H - North Texas (35-10) | 9-4-2010 |
| 78 | Chris Gardocki | H - South Carolina (24-15) | 11-17-1990 |
| 76 | Dawson Zimmerman | A - Boston College (10-16) | 10-30-2010 |
| 75 | Banks McFadden | A - Army (6-21) | 10-2-1937 |
| 75 | Booty Payne | A - Boston College (26-13) | 10-11-1941 |
| 75 | Jamie Somaini | A - Florida State (7-54) | 11-4-2000 |

PUNTS BY OPPONENT

| Yds | Player | Site - Team (Score CU-Opp.) | Date |
|-----|--------------|-----------------------------|------------|
| 81 | Greg Davis | H - The Citadel (24-0) | 10-4-1986 |
| 80 | Jay Feltz | A - South Carolina (9-13) | 11-24-1979 |
| 80 | Brian Morton | H - Duke (58-7) | 11-6-1999 |
| 80 | Dom Maggio | A - Wake Forest (35-13) | 11-19-2016 |
| 77 | Gerald Burch | A - Georgia Tech (0-13) | 11-8-1958 |
| 75 | Riley Dixon | A - Syracuse (49-14) | 10-5-2013 |
| 75 | Trenton Gill | A - NC State (55-10) | 11-9-2019 |

n - non-scoring play

LONGEST OFFENSIVE DRIVES

| PLAYS | | | | | YARDS | | | | | TIME | | | | |
|-------|------------|-----|-------|----------------|-------|------------|-----|-------|----------------|-------|------------|-----|-------|----------------|
| PL | Date | W-L | Score | Opponent | Yards | Date | W-L | Score | Opponent | Time | Date | W-L | Score | Opponent |
| 20 | 10-7-1978 | W | 38-7 | Virginia Tech | 99 | 9-17-1988 | L | 21-24 | Florida State | 10:02 | 1-7-2019 | W | 44-16 | Alabama |
| 19 | 9-22-1979 | W | 12-7 | Georgia | 99 | 10-24-1998 | L | 23-28 | Duke | 9:47 | 9-10-2005 | W | 28-24 | Maryland |
| 19 | 10-12-2002 | L | 17-22 | Virginia | 99 | 12-28-2019 | W | 29-23 | Ohio State | 9:45 | 9-23-2006 | W | 52-7 | North Carolina |
| 19 | 11-19-2005 | W | 13-9 | South Carolina | 98 | 12-31-1993 | W | 14-13 | Kentucky | 9:34 | 11-7-1992 | W | 40-7 | North Carolina |
| 19 | 9-29-2007 | L | 3-13 | Georgia Tech | 98 | 10-17-2015 | W | 34-17 | Boston College | 9:34 | 9-17-2011 | W | 38-24 | Auburn |
| | | | | | 98 | 11-24-2018 | W | 56-35 | South Carolina | 8:49 | 9-5-1998 | W | 33-0 | Furman |
| | | | | | 97 | 11-16-1974 | W | 28-9 | Virginia | 8:48 | 9-26-1992 | L | 16-20 | Georgia Tech |
| | | | | | 97 | 10-14-2000 | W | 35-14 | Maryland | 8:47 | 11-20-1987 | L | 7-20 | South Carolina |
| | | | | | 97 | 9-30-2006 | W | 51-0 | Louisiana Tech | 8:39 | 10-7-1978 | W | 38-7 | Virginia Tech |
| | | | | | 97 | 11-8-2008 | L | 27-41 | Florida State | 8:17 | 10-25-2014 | W | 16-6 | Syracuse |
| | | | | | 97 | 10-29-2011 | L | 17-31 | Georgia Tech | 8:15 | 10-28-1995 | W | 24-3 | Georgia Tech |
| | | | | | 97 | 11-24-2018 | W | 56-35 | South Carolina | | | | | |

INDIVIDUAL GAME BESTS

TOTAL OFFENSE YARDS BY CLEMSON

| Yds | Rush | Pass | Player | Site - Opp. (Score CU-Opp.) | Date |
|-----|------|------|------------------|-----------------------------|------------|
| 588 | 8 | 580 | Deshaun Watson | H - Pittsburgh (42-43) | 11-12-2016 |
| 529 | 103 | 426 | Tajh Boyd | H - NC State (62-48) | 11-17-2012 |
| 517 | 184 | 333 | Woodrow Dantzler | A - NC State (45-37) | 10-13-2001 |
| 505 | 127 | 378 | Tajh Boyd | N1 - Ohio State (40-35) | 1-3-2014 |
| 478 | 73 | 405 | Deshaun Watson | N2 - Alabama (40-45) | 1-11-2016 |
| 473 | 105 | 368 | Deshaun Watson | A - Syracuse (37-27) | 11-14-2015 |
| 463 | 28 | 435 | Deshaun Watson | H - North Carolina (50-35) | 9-27-2014 |
| 463 | 43 | 420 | Deshaun Watson | N3 - Alabama (35-31) | 1-9-2017 |
| 460 | 63 | 397 | Tajh Boyd | H - Georgia Tech (47-31) | 10-6-2012 |
| 455 | 27 | 428 | Tajh Boyd | A - Wake Forest (42-13) | 10-25-2012 |

N1 - Miami Gardens, Fla. (Orange Bowl); N2 - Glendale, Ariz. (CFP National Championship Game); N3 - Tampa, Fla. (CFP National Championship Game)

TOTAL OFFENSE YARDS BY OPPONENT

| Yds | Rush | Pass | Player | Site - Team (Score CU-Opp.) | Date |
|-----|------|------|----------------|------------------------------|------------|
| 521 | 58 | 463 | Joe Burrow | N2 - Louisiana State (25-42) | 1-13-2020 |
| 509 | -12 | 521 | Chris Weinke | A - Florida State (7-54) | 11-4-2000 |
| 490 | -20 | 510 | Jake Bentley | H - South Carolina (56-35) | 11-24-2018 |
| 482 | 102 | 380 | EJ Manuel | A - Florida State (37-49) | 9-22-2012 |
| 474 | -19 | 493 | Mike Glennon | H - NC State (62-48) | 11-17-2012 |
| 463 | 33 | 430 | Kellen Mond | A - Texas A&M (28-26) | 9-8-2018 |
| 457 | 162 | 295 | Lamar Jackson | H - Louisville (42-36) | 10-1-2016 |
| 450 | -4 | 454 | George Godsey | H - Georgia Tech (28-31) | 10-28-2000 |
| 446 | 2 | 444 | Jameis Winston | H - Florida State (14-51) | 10-19-2013 |
| 433 | 26 | 407 | Geno Smith | N1 - West Virginia (33-70) | 1-4-2012 |

N1 - Miami Gardens, Fla. (Orange Bowl); N2 - New Orleans, La. (CFP National Championship Game)

TOTAL OFFENSE PLAYS BY CLEMSON

| PL | Player | Car-Yds | C-A-Y | Site - Team (Score CU-Opp.) | Date |
|----|--------------------|---------|-----------|------------------------------|------------|
| 79 | Tajh Boyd | 29-22 | 36-50-346 | N1 - Louisiana State (25-24) | 12-31-2012 |
| 77 | Cullen Harper | 11(-4) | 38-66-372 | H - Virginia Tech (23-41) | 10-6-2007 |
| 77 | Deshaun Watson | 21-43 | 36-56-420 | N3 - Alabama (35-31) | 1-9-2017 |
| 75 | Deshaun Watson | 5-8 | 52-70-580 | H - Pittsburgh (42-43) | 11-12-2016 |
| 67 | Deshaun Watson | 20-73 | 30-47-405 | N2 - Alabama (40-45) | 1-11-2016 |
| 65 | Charlie Whitehurst | 13(-6) | 34-52-420 | A - Duke (34-31) | 11-2-2002 |
| 65 | Deshaun Watson | 13-35 | 39-52-378 | H - NC State (24-17) | 10-15-2016 |
| 64 | Patrick Sapp | 9-5 | 25-55-273 | A - Maryland (23-53) | 11-14-1992 |
| 63 | Deshaun Watson | 10-55 | 27-53-292 | H - Troy (30-24) | 9-10-2016 |
| 62 | Woodrow Dantzler | 22-59 | 22-40-277 | H - Florida State (27-41) | 11-3-2001 |
| 62 | Tajh Boyd | 18-103 | 30-44-426 | H - NC State (62-48) | 11-17-2012 |
| 62 | Deshaun Watson | 14-105 | 35-48-368 | A - Syracuse (37-27) | 11-14-2015 |

N1 - Atlanta, Ga. (Chick-fil-A Bowl); N2 - Glendale, Ariz. (CFP National Championship Game); N3 - Tampa, Fla. (CFP National Championship Game)

TOTAL OFFENSE PLAYS BY OPPONENT

| PL | Player | Car-Yds | C-A-Y | Site - Team (Score CU-Opp.) | Date |
|----|------------------|---------|-----------|------------------------------|------------|
| 75 | Lamar Jackson | 31-162 | 27-44-295 | H - Louisville (42-36) | 10-1-2016 |
| 67 | Casey Clausen | 12-2 | 31-55-384 | N2 - Tennessee (27-14) | 1-2-2004 |
| 64 | D. Bryant | 8(-10) | 23-56-283 | H - Duke (59-31) | 12-1-2001 |
| 63 | Jay Venuto | 7-36 | 28-56-293 | A - Wake Forest (35-33) | 11-1-1980 |
| 63 | George Godsey | 6(-4) | 35-57-454 | H - Georgia Tech (28-31) | 10-28-2000 |
| 63 | Luke McCown | 11(-5) | 25-52-328 | N1 - Louisiana State (49-24) | 12-31-2001 |
| 63 | Joe Burrow | 14-58 | 31-49-463 | N3 - Louisiana State (25-42) | 1-13-2020 |
| 62 | Randy Allen | 5(-19) | 24-57-197 | H - The Citadel (24-0) | 10-4-1986 |
| 61 | Shane Montgomery | 5-3 | 30-56-297 | A - NC State (30-10) | 10-21-1989 |
| 61 | Dwight Dasher | 19-61 | 20-42-204 | H - Middle Tennessee (37-14) | 9-5-2009 |

N1 - Boise, Idaho (Humanitarian Bowl); N2 - Atlanta, Ga. (Peach Bowl); N3 - New Orleans, La. (CFP National Championship Game)

RUSHING YARDS BY CLEMSON

| Yds | Car. | Player | Site - Opp. (Score CU-Opp.) | Date |
|------------|----------|-----------------------|-----------------------------|------------------|
| 263 | 32 | Raymond Priestner | H - Duke (34-17) | 11-11-1995 |
| 260 | 27 | Cliff Austin | H - Duke (49-14) | 10-16-1982 |
| 234 | 33 | Don King | A - Fordham (12-12) | 11-8-1952 |
| 233 | 20 | C.J. Spiller | N1 - Georgia Tech (34-39) | 12-5-2009 |
| 228 | 25 | Andre Ellington | N2 - Auburn (26-19) | 9-1-2012 |
| 226 | 21 | Wesley McFadden | A - Virginia Tech (22-10) | 9-12-1987 |
| 220 | 18 | Woodrow Dantzler | A - Virginia (31-10) | 9-23-2000 |
| 216 | 21 | James Davis | H - Georgia Tech (31-7) | 10-21-2006 |
| 212 | 24 | Andre Ellington | A - Maryland (56-45) | 10-15-2011 |
| 212 | 9 | Travis Etienne | H - Wofford (59-14) | 11-2-2019 |

N1 - Tampa, Fla. (ACC Championship Game); N2 - Atlanta, Ga.

RUSHING YARDS BY OPPONENT

| Yds | Car. | Player | Site - Team (Score CU-Opp.) | Date |
|-----|------|------------------|-----------------------------|------------|
| 256 | 19 | Steve Wadiak | A - South Carolina (14-14) | 10-19-1950 |
| 249 | 45 | James McDougald | A - Wake Forest (20-36) | 10-9-1976 |
| 230 | 20 | Larry Hopkins | A - Wake Forest (14-20) | 10-17-1970 |
| 228 | 28 | Mike Voight | A - North Carolina (38-35) | 11-8-1975 |
| 227 | 24 | Ted Brown | H - NC State (7-45) | 10-25-1975 |
| 217 | 16 | Brent Cunningham | A - Georgia Tech (7-28) | 10-3-1970 |
| 214 | 29 | Alvin Blount | N1 - Maryland (23-41) | 11-17-1984 |
| 204 | 22 | Bubba Bean | H - Texas A&M (15-30) | 10-6-1973 |

N1 - Baltimore, Md.

CARRIES BY CLEMSON

| Car. | Yards | Player | Site - Opp. (Score CU-Opp.) | Date |
|------|-------|-------------------|-----------------------------|------------|
| 36 | 133 | Jim Shirley | A - NC State (6-0) | 10-6-1951 |
| 36 | 202 | Ray Yauger | H - Wake Forest (28-14) | 10-18-1969 |
| 36 | 204 | Raymond Priestner | A - Maryland (20-9) | 10-25-1997 |
| 35 | 201 | Ray Yauger | H - North Carolina (24-14) | 11-16-1968 |
| 33 | 163 | Fred Cone | A - Auburn (41-0) | 11-25-1950 |
| 33 | 234 | Don King | A - Fordham (12-12) | 11-8-1952 |
| 32 | 92 | Buddy Gore | H - South Carolina (3-7) | 11-23-1968 |
| 32 | 143 | Terry Allen | A - Duke (17-21) | 9-30-1989 |
| 32 | 263 | Raymond Priestner | H - Duke (34-17) | 11-11-1995 |

CARRIES BY OPPONENT

| Car. | Yards | Player | Site - Team (Score CU-Opp.) | Date |
|------|-------|-----------------|-----------------------------|------------|
| 45 | 249 | James McDougald | A - Wake Forest (14-20) | 10-9-1976 |
| 38 | 195 | Torin Kirtsey | H - Georgia (17-19) | 10-7-1995 |
| 37 | 203 | Branden Ore | A - Virginia Tech (7-24) | 10-26-2006 |
| 37 | 143 | Montel Harris | A - Boston College (10-16) | 10-30-2010 |
| 35 | 113 | Morgan Kane | H - Wake Forest (19-28) | 9-26-1998 |
| 34 | 174 | Toney Baker | H - NC State (20-14) | 11-11-2006 |
| 33 | 131 | Morgan Kane | H - Wake Forest (21-10) | 9-28-1996 |
| 32 | 184 | Don McCauley | H - North Carolina (7-42) | 11-14-1970 |
| 32 | 178 | Charlie Wysocki | H - Maryland (0-19) | 9-15-1979 |
| 32 | 135 | Corey Croom | H - Ball State (24-10) | 9-5-1992 |
| 32 | 145 | Tashard Choice | A - Georgia Tech (3-13) | 9-29-2007 |

PASSING YARDS BY CLEMSON

| Yds | Co.-Att. | Player | Site - Opp. (Score CU-Opp.) | Date |
|-----|----------|--------------------|-----------------------------|------------|
| 580 | 52-70 | Deshaun Watson | H - Pittsburgh (42-43) | 11-12-2016 |
| 455 | 20-27 | Tajh Boyd | A - Syracuse (49-14) | 10-5-2013 |
| 435 | 27-36 | Deshaun Watson | H - North Carolina (50-35) | 9-27-2014 |
| 428 | 27-38 | Tajh Boyd | A - Wake Forest (42-13) | 10-25-2012 |
| 426 | 30-44 | Tajh Boyd | H - NC State (62-48) | 11-17-2012 |
| 420 | 34-52 | Charlie Whitehurst | A - Duke (34-31) | 11-2-2002 |
| 420 | 27-41 | Deshaun Watson | H - Boston College (34-17) | 10-17-2015 |
| 420 | 36-56 | Deshaun Watson | N2 - Alabama (35-31) | 1-9-2017 |
| 405 | 30-47 | Deshaun Watson | N1 - Alabama (40-45) | 1-11-2016 |
| 397 | 26-41 | Tajh Boyd | H - Georgia Tech (47-31) | 10-6-2012 |

N1 - Glendale, Ariz. (CFP National Championship Game); N2 - Tampa, Fla. (CFP National Championship Game)

PASSING YARDS BY OPPONENT

| Yds | Comp.-Att. | Player | Site - Team (Score CU-Opp.) | Date |
|-----|------------|----------------|------------------------------|------------|
| 521 | 27-43 | Chris Weinke | A - Florida State (7-54) | 11-4-2000 |
| 510 | 32-50 | Jake Bentley | H - South Carolina (56-35) | 11-24-2018 |
| 493 | 29-53 | Mike Glennon | H - NC State (62-48) | 11-17-2012 |
| 463 | 31-49 | Joe Burrow | N2 - Louisiana State (25-42) | 1-13-2020 |
| 454 | 35-57 | George Godsey | H - Georgia Tech (28-31) | 10-28-2000 |
| 444 | 22-34 | Jameis Winston | H - Florida State (14-51) | 10-19-2013 |
| 430 | 23-40 | Kellen Mond | A - Texas A&M (28-26) | 9-8-2018 |
| 418 | 27-41 | John Kaleo | A - Maryland (23-53) | 11-14-1992 |
| 407 | 32-43 | Geno Smith | N1 - West Virginia (33-70) | 1-4-2012 |
| 395 | 30-54 | Terry Harvey | A - NC State (43-22) | 9-30-1995 |

N1 - Miami Gardens, Fla. (Orange Bowl); N2 - New Orleans, La. (CFP National Championship Game)

PASSING ATTEMPTS BY CLEMSON

| Att. | Co. | Yds | Player | Site - Opp. (Score CU-Opp.) | Date |
|------|-----|-----|--------------------|-------------------------------|------------|
| 70 | 52 | 580 | Deshaun Watson | H - Pittsburgh (42-43) | 11-12-2016 |
| 66 | 38 | 372 | Cullen Harper | H - Virginia Tech (23-41) | 10-6-2007 |
| 56 | 36 | 420 | Deshaun Watson | N3 - Alabama (35-31) | 1-9-2017 |
| 55 | 25 | 273 | Patrick Sapp | A - Maryland (23-53) | 11-14-1992 |
| 55 | 31 | 288 | Charlie Whitehurst | H - Miami (Fla.) (30-36) | 9-17-2005 |
| 53 | 21 | 271 | Rodney Williams | H - NC State (28-30) | 10-27-1987 |
| 53 | 27 | 292 | Deshaun Watson | H - Troy (30-24) | 9-10-2016 |
| 52 | 34 | 420 | Charlie Whitehurst | A - Duke (34-31) | 11-2-2002 |
| 52 | 39 | 378 | Deshaun Watson | H - NC State (24-17) | 10-15-2016 |
| 50 | 24 | 301 | Brandon Streeter | N1 - Mississippi State (7-17) | 12-30-1999 |
| 50 | 36 | 346 | Tajh Boyd | N1 - Louisiana State (25-24) | 12-31-2012 |
| 48 | 25 | 237 | Tommy Kendrick | A - Florida State (13-38) | 11-7-1970 |
| 48 | 20 | 263 | Charlie Whitehurst | N2 - Texas Tech (15-55) | 12-23-2002 |

N1 - Atlanta, Ga. (Peach/Chick-fil-A Bowl); N2 - Orlando, Fla. (Tangerine Bowl); N3 - Tampa, Fla. (CFP National Championship Game)

PASSING ATTEMPTS BY OPPONENT

| Att. | Co. | Yds | Player | Site - Team (Score CU-Opp.) | Date |
|------|-----|-----|------------------|-----------------------------|------------|
| 57 | 24 | 197 | Kip Allen | H - The Citadel (24-0) | 10-4-1986 |
| 57 | 35 | 454 | George Godsey | H - Georgia Tech (28-31) | 10-28-2000 |
| 56 | 28 | 283 | Jay Venuto | A - Wake Forest (35-33) | 11-1-1980 |
| 56 | 30 | 297 | Shane Montgomery | H - NC State (30-10) | 10-21-1989 |
| 56 | 23 | 283 | D. Bryant | H - Duke (59-31) | 12-1-2001 |
| 55 | 31 | 384 | Casey Clausen | N1 - Tennessee (27-14) | 1-2-2004 |
| 54 | 30 | 395 | Terry Harvey | A - NC State (43-22) | 9-30-1995 |
| 53 | 34 | 367 | Ben Bennett | A - Duke (38-31) | 10-15-1983 |
| 53 | 29 | 493 | Mike Glennon | H - NC State (62-48) | 11-17-2012 |

N1 - Atlanta, Ga. (Peach Bowl)

COMPLETIONS BY CLEMSON

| Co. | Att. | Yds | Player | Site - Opp. (Score CU-Opp.) | Date |
|-----|------|-----|----------------|-----------------------------|------------|
| 52 | 70 | 580 | Deshaun Watson | H - Pittsburgh (42-43) | 11-12-2016 |

INDIVIDUAL GAME BESTS

| | | | | | |
|----|----|-----|--------------------|------------------------------|------------|
| 39 | 52 | 378 | Deshawn Watson | H - NC State (24-17) | 10-15-2016 |
| 38 | 66 | 372 | Cullen Harper | H - Virginia Tech (23-41) | 10-6-2007 |
| 36 | 56 | 420 | Deshawn Watson | N3 - Alabama (35-31) | 1-9-2017 |
| 36 | 50 | 346 | Tajh Boyd | N1 - Louisiana State (25-24) | 12-31-2012 |
| 35 | 48 | 368 | Deshawn Watson | A - Syracuse (37-27) | 11-14-2015 |
| 34 | 52 | 420 | Charlie Whitehurst | A - Duke (34-31) | 11-2-2002 |
| 32 | 48 | 304 | Deshawn Watson | A - Georgia Tech (26-7) | 9-22-2016 |
| 31 | 55 | 288 | Charlie Whitehurst | H - Miami (Fla.) (30-36) | 9-17-2005 |
| 31 | 40 | 378 | Tajh Boyd | N2 - Ohio State (40-35) | 1-3-2014 |

N1 - Atlanta, Ga. (Chick-fil-A Bowl); N2 - Miami Gardens, Fla. (Orange Bowl); N3 - Tampa, Fla. (CFP National Championship Game)

COMPLETIONS BY OPPONENT

| Co. | Att. | Yds | Player | Site - Team (Score CU-Opp.) | Date |
|-----|------|-----|-----------------|------------------------------|------------|
| 35 | 57 | 454 | George Godsey | H - Georgia Tech (28-31) | 10-28-2000 |
| 34 | 53 | 367 | Ben Bennett | A - Duke (38-31) | 10-15-1983 |
| 33 | 48 | 271 | Matt Schaub | H - Virginia (30-27) | 10-11-2003 |
| 32 | 43 | 375 | Kliff Kingsbury | N1 - Texas Tech (15-55) | 12-23-2002 |
| 32 | 43 | 407 | Geno Smith | N3 - West Virginia (33-70) | 1-4-2012 |
| 32 | 50 | 510 | Jake Bentley | H - South Carolina (56-35) | 11-24-2018 |
| 31 | 46 | 368 | Bruce Gadd | A - Rice (10-29) | 9-23-1972 |
| 31 | 55 | 385 | Casey Clausen | N2 - Tennessee (27-14) | 1-2-2004 |
| 31 | 47 | 315 | Matt Ryan | H - Boston College (17-20) | 11-17-2007 |
| 31 | 50 | 338 | Ryan Finley | A - NC State (38-31) | 11-4-2017 |
| 31 | 49 | 463 | Joe Burrow | N4 - Louisiana State (25-42) | 1-13-2020 |

N1 - Orlando, Fla. (Tangerine Bowl); N2 - Atlanta, Ga. (Peach Bowl); N3 - Miami Gardens, Fla. (Orange Bowl); N4 - New Orleans, La. (CFP National Championship Game)

COMPLETION PERCENTAGE BY CLEMSON

| Pct. | Co.-Att. | Player | Site - Opp. (Score CU-Opp.) | Date |
|-------------|--------------|------------------------|----------------------------------|-------------------|
| 95.0 | 19-20 | Cole Stoudt | H - SC State (52-13) | 9-7-2013 |
| 94.1 | 16-17 | Woodrow Dantzler | H - The Citadel (38-0) | 9-2-2000 |
| 90.9 | 20-22 | Cullen Harper | H - Central Michigan (70-14) | 10-20-2007 |
| 90.9 | 10-11 | Cole Stoudt | H - Wake Forest (56-7) | 9-28-2013 |
| 88.2 | 15-17 | Kyle Parker | A - Wake Forest (30-10) | 11-20-2010 |
| 85.7 | 12-14 | DeChane Cameron | A - South Carolina (41-24) | 11-23-1991 |
| 85.2 | 23-27 | Woodrow Dantzler | A - NC State (45-37) | 10-13-2001 |
| 84.6 | 11-13 | Willie Jordan | A - Duke (21-25) | 10-18-1975 |
| 84.2 | 16-19 | Cullen Harper | H - Furman (38-10) | 9-15-2007 |
| 84.2 | 16-19 | Trevor Lawrence | H - Boston College (59-7) | 10-26-2019 |

Note: Minimum 10 passing attempts.

COMPLETION PERCENTAGE BY OPPONENT

| Pct. | Co.-Att. | Player | Site - Team (Score CU-Opp.) | Date |
|-------|----------|----------------|-----------------------------|------------|
| 100.0 | 11-11 | Darian Durant | H - North Carolina (3-38) | 10-20-2001 |
| 84.6 | 22-26 | Terry Jordan | A - NC State (24-17) | 10-20-1990 |
| 81.8 | 9-11 | Bob Avellini | A - Maryland (6-31) | 11-11-1972 |
| 81.2 | 13-16 | Mike Cavan | A - Georgia (0-38) | 9-26-1970 |
| 80.0 | 16-20 | Art Schlichter | N1 - Ohio State (17-15) | 12-29-1978 |
| 80.0 | 20-25 | Cory Randolph | A - Wake Forest (27-31) | 10-1-2005 |
| 78.3 | 18-23 | Riley Skinner | A - Wake Forest (27-17) | 10-7-2006 |
| 77.1 | 27-35 | EJ Manuel | A - Florida State (37-49) | 9-22-2012 |
| 75.8 | 25-33 | Charlie Ward | A - Florida State (0-57) | 9-11-1993 |
| 75.0 | 12-16 | Dale Betty | A - Maryland (17-19) | 10-15-1960 |
| 75.0 | 18-24 | James Stevens | A - Georgia Tech (21-29) | 10-29-1973 |
| 75.0 | 9-12 | Jeff Grantz | A - South Carolina (20-56) | 11-22-1975 |
| 75.0 | 9-12 | Rusty LaRue | H - Wake Forest (24-8) | 10-29-1994 |

N1 - Jacksonville, Fla. (Gator Bowl); Note: Minimum 10 passing attempts.

PASSING EFFICIENCY BY CLEMSON

| Eff. | Player | C-A-Yds-I-TD | Site - Opp. (Score CU-Opp.) | Date |
|--------------|------------------------|----------------------|----------------------------------|-------------------|
| 310.7 | Bobby Gage | 9-11-245-1-2 | A - Furman (42-0) | 11-8-1947 |
| 282.1 | Harvey White | 8-10-162-0-2 | A - South Carolina (27-0) | 10-22-1959 |
| 261.9 | Tajh Boyd | 20-27-455-2-5 | A - Syracuse (49-14) | 10-5-2013 |
| 261.1 | Cullen Harper | 20-22-273-1-5 | H - Central Michigan (70-14) | 10-20-2007 |
| 257.9 | Trevor Lawrence | 16-19-275-0-3 | H - Boston College (59-7) | 10-26-2019 |
| 253.9 | Cullen Harper | 16-19-266-0-3 | H - Furman (38-10) | 9-15-2007 |
| 251.3 | Trevor Lawrence | 12-16-218-0-3 | H - Wofford (59-14) | 11-2-2019 |
| 248.8 | Nealon Greene | 8-11-152-0-2 | A - NC State (43-22) | 9-30-1995 |
| 248.0 | Trevor Lawrence | 16-22-302-0-4 | N1 - Virginia (62-17) | 12-7-2019 |
| 247.2 | Woodrow Dantzler | 16-17-192-0-3 | H - The Citadel (38-0) | 9-2-2000 |

N1 - Charlotte, N.C. (ACC Championship Game); Note: Minimum 10 passing attempts.

PASSING EFFICIENCY BY OPPONENT

| Eff. | Player | C-A-Yds-I-TD | Site - Team (Score CU-Opp.) | Date |
|-------|-----------------|---------------|-----------------------------|------------|
| 323.1 | Jeff Grantz | 9-12-158-0-5 | A - South Carolina (20-56) | 11-22-1975 |
| 270.5 | Scotty Glacken | 8-12-134-0-4 | A - Duke (30-35) | 10-19-1963 |
| 256.5 | Billy Lothridge | 7-10-128-1-3 | A - Georgia Tech (9-26) | 9-22-1962 |
| 242.5 | Mike Elkins | 11-16-213-0-3 | A - Wake Forest (38-21) | 10-29-1988 |
| 226.9 | Clyde Walker | 10-14-165-1-3 | H - Florida State (7-43) | 11-1-1975 |
| 213.0 | Mike Tice | 9-13-144-0-2 | A - Maryland (7-34) | 11-15-1980 |
| 207.7 | Connor Shaw | 14-20-210-0-3 | A - South Carolina (13-34) | 11-26-2011 |
| 205.2 | Joe Hamilton | 22-30-322-2-5 | A - Georgia Tech (42-45) | 11-13-1999 |
| 203.7 | Donovan McNabb | 13-23-309-1-3 | N1 - Syracuse (0-41) | 1-1-1996 |

N1 - Jacksonville, Fla. (Gator Bowl); Note: Minimum 10 passing attempts.

RECEPTIONS BY CLEMSON

| Rec. | Yards | Player | Site - Opp. (Score CU-Opp.) | Date |
|------|-------|---------------|-----------------------------|----------|
| 16 | 227 | Sammy Watkins | N1 - Ohio State (40-35) | 1-3-2014 |



TREVOR LAWRENCE HAD A 257.9 PASSING EFFICIENCY IN THE TIGERS' 59-7 WIN OVER BOSTON COLLEGE IN 2019.

| | | | | |
|----|-----|-----------------|-------------------------------|------------|
| 15 | 202 | Mike Williams | H - Pittsburgh (42-43) | 11-12-2016 |
| 14 | 163 | Sammy Watkins | A - Maryland (40-27) | 10-26-2013 |
| 13 | 119 | DeAndre Hopkins | N2 - Auburn (26-19) | 9-1-2012 |
| 13 | 191 | DeAndre Hopkins | N2 - Louisiana State* (25-24) | 12-31-2012 |
| 13 | 125 | Artavis Scott | H - Pittsburgh (42-43) | 11-12-2016 |
| 12 | 133 | Airese Currie | H - Middle Tennessee (37-14) | 9-13-2003 |
| 12 | 73 | Artavis Scott | A - Syracuse (37-27) | 11-14-2015 |
| 12 | 146 | Mike Williams | H - NC State (24-17) | 10-15-2016 |
| 11 | 129 | Phil Rogers | A - North Carolina (13-17) | 11-6-1965 |
| 11 | 111 | Rod Gardner | H - Marshall (10-13) | 9-4-1999 |
| 11 | 156 | Chansi Stuckey | H - Florida State (35-14) | 11-12-2005 |
| 11 | 124 | Chansi Stuckey | A - Boston College (33-34) | 9-9-2006 |
| 11 | 174 | Aaron Kelly | H - Virginia Tech (23-41) | 10-6-2007 |
| 11 | 100 | Tyler Grisham | H - Virginia Tech (23-41) | 10-6-2007 |
| 11 | 197 | DeAndre Hopkins | A - Boston College (45-31) | 9-29-2012 |
| 11 | 110 | Sammy Watkins | H - NC State (62-48) | 11-17-2012 |

* - Chick-fil-A Bowl; N1 - Miami Gardens, Fla. (Orange Bowl); N2 - Atlanta, Ga.

RECEPTIONS BY OPPONENT

| Rec. | Yards | Player | Site - Opp. (Score CU-Opp.) | Date |
|------|-------|----------------|-----------------------------|------------|
| 14 | 209 | Kelly Campbell | H - Georgia Tech (28-31) | 10-28-2000 |
| 13 | 209 | Henley Carter | H - Duke (39-22) | 10-19-1968 |

INDIVIDUAL GAME BESTS

| | | | | |
|----|-----|-----------------|-------------------------------|------------|
| 13 | 149 | Wes Chesson | A - Duke (10-21) | 10-24-1970 |
| 13 | 132 | Mark Miiitello | A - Duke (38-31) | 10-15-1983 |
| 12 | 115 | Phil Denfeld | H - Wake Forest (82-24) | 10-31-1981 |
| 12 | 123 | Tavon Austin | N1 - West Virginia (33-70) | 1-4-2012 |
| 11 | 131 | Larry Seivers | A - Tennessee (19-21) | 10-2-1976 |
| 11 | 113 | John Tice | A - Maryland (24-22) | 11-13-1982 |
| 11 | 114 | Joey Gibson | H - Appalachian State (23-12) | 9-6-1997 |
| 11 | 225 | Torry Holt | H - NC State (39-46) | 10-31-1998 |
| 11 | 121 | Peter Warrick | H - Florida State (14-17) | 10-23-1999 |
| 11 | 78 | Wali Lundy | A - Virginia (17-22) | 10-12-2002 |
| 11 | 92 | Andre Callender | H - Boston College (17-20) | 11-17-2007 |
| 11 | 93 | Deondre Douglas | H - Troy (30-24) | 9-10-2016 |

N1 - Miami Gardens, Fla. (Orange Bowl)

RECEIVING YARDS BY CLEMSON

| Yds | Rec. | Player | Site - Opp. (Score CU-Opp.) | Date |
|-----|------|-----------------|------------------------------|------------|
| 227 | 16 | Sammy Watkins | N1 - Ohio State (40-35) | 1-3-2014 |
| 202 | 8 | Sammy Watkins | A - Wake Forest (42-13) | 10-25-2012 |
| 202 | 15 | Mike Williams | H - Pittsburgh (42-43) | 11-12-2016 |
| 197 | 11 | DeAndre Hopkins | A - Boston College (45-31) | 9-29-2012 |
| 191 | 13 | DeAndre Hopkins | N2 - Louisiana State (25-24) | 12-31-2012 |
| 185 | 7 | Artavis Scott | H - South Carolina (35-17) | 11-29-2014 |
| 182 | 7 | Rod Gardner | A - North Carolina (38-24) | 10-21-2000 |
| 182 | 9 | Tee Higgins | N3 - Virginia (62-17) | 12-7-2019 |
| 178 | 6 | Tee Higgins | H - The Citadel (61-3) | 11-18-2017 |
| 176 | 5 | Martavis Bryant | H - Georgia Tech (55-31) | 11-14-2013 |

N1 - Miami Gardens, Fla. (Orange Bowl); N2 - Atlanta, Ga. (Chick-fil-A Bowl); N3 - Charlotte, N.C. (ACC Championship Game)

RECEIVING YARDS BY OPPONENT

| Yds | Rec. | Player | Site - Opp. (Score CU-Opp.) | Date |
|-----|------|----------------|------------------------------|------------|
| 249 | 8 | Peter Warrick | H - Florida State (28-35) | 9-20-1997 |
| 225 | 11 | Torry Holt | H - NC State (39-46) | 10-31-1998 |
| 221 | 9 | Ja'Marr Chase | N2 - Louisiana State (25-42) | 1-13-2020 |
| 219 | 7 | Tobias Palmer | H - NC State (62-48) | 11-17-2012 |
| 210 | 10 | Deebo Samuel | H - South Carolina (56-35) | 11-24-2018 |
| 209 | 13 | Henley Carter | H - Duke (39-22) | 10-19-1968 |
| 209 | 14 | Kelly Campbell | H - Georgia Tech (28-31) | 10-28-2000 |
| 208 | 5 | O.J. Howard | N1 - Alabama (40-45) | 1-11-2016 |
| 193 | 8 | Alex Amidon | A - Boston College (45-31) | 9-29-2012 |
| 184 | 9 | Marcus Badgett | A - Maryland (23-53) | 11-14-1992 |

N1 - Glendale, Ariz. (CFP National Championship Game); N2 - New Orleans, La. (CFP National Championship Game)

POINTS BY CLEMSON

| Pts | Player | TD | XP | Site - Opp. (Score CU-Opp.) | Date |
|-----|------------------|----|----|-----------------------------|------------|
| 33 | Maxcey Welch | 5 | 3 | H - Newberry (75-0) | 10-17-1930 |
| 30 | Stumpy Banks | 5 | 0 | A - Furman (38-0) | 10-13-1917 |
| 24 | Boo Armstrong | 4 | 0 | A - South Carolina (39-0) | 11-2-1918 |
| 24 | Fred Cone | 4 | 0 | A - Auburn (41-0) | 11-25-1950 |
| 24 | Terrence Flagler | 4 | 0 | A - Wake Forest (28-20) | 11-1-1986 |
| 24 | Emory Smith | 4 | 0 | A - Wake Forest (29-14) | 9-16-1995 |
| 24 | Travis Zachery | 4 | 0 | H - Duke (58-7) | 11-6-1999 |
| 24 | Travis Zachery | 4 | 0 | H - Duke (59-31) | 12-1-2001 |
| 24 | Chad Jasmin | 4 | 0 | A - South Carolina (63-17) | 11-22-2003 |
| 24 | James Davis | 4 | 0 | H - North Carolina (52-7) | 9-23-2006 |
| 24 | C.J. Spiller | 4 | 0 | N1 - Georgia Tech (34-39) | 12-5-2009 |

N1 - Tampa, Fla. (ACC Championship Game)

POINTS BY OPPONENT

| Pts | Player | TD | XP | Site - Opp. (Score CU-Opp.) | Date |
|-----|---------------|----|----|-----------------------------|------------|
| 24 | Kevin McLee | 4 | 0 | A - Georgia (7-35) | 10-4-1975 |
| 24 | Ted Brown | 4 | 0 | H - N.C.State (7-45) | 10-25-1975 |
| 24 | Torry Holt | 4 | 0 | H - NC State (39-46) | 10-31-1998 |
| 24 | LaMont Jordan | 4 | 0 | A - Maryland (42-30) | 10-16-1999 |
| 24 | Tavon Austin | 4 | 0 | N1 - West Virginia (33-70) | 1-4-2012 |
| 24 | Todd Gurley | 4 | 0 | A - Georgia (21-45) | 8-30-2014 |
| 24 | Dalvin Cook | 4 | 0 | A - Florida State (37-34) | 10-29-2016 |

N1 - Miami Gardens, Fla. (Orange Bowl)

FIELD GOALS BY CLEMSON

| FG | Distances | Player | Site - Opp. (Score CU-Opp.) | Date |
|----|--------------------------|--------------------|-----------------------------|------------|
| 6 | (21, 21, 25, 18, 44, 42) | Jad Dean | H - Texas A&M (25-24) | 9-3-2005 |
| 6 | (23, 33, 32, 52, 42, 35) | Richard Jackson | H - Boston College (25-7) | 9-19-2009 |
| 5 | (31, 42, 32, 46, 41) | Nelson Welch | H - NC State (29-19) | 10-26-1991 |
| 5 | (30, 53, 43, 31, 32) | Nelson Welch | A - Maryland (23-53) | 11-14-1992 |
| 5 | (34, 37, 47, 34, 20) | Nelson Welch | A - North Carolina (28-17) | 11-5-1994 |
| 5 | (38, 42, 18, 20, 47) | Chandler Catanzaro | H - Boston College (36-14) | 10-8-2011 |
| 4 | (49, 26, 24, 57) | Obed Ariri | H - Wake Forest (26-0) | 10-29-1979 |
| 4 | (30, 33, 44, 17) | Obed Ariri | A - North Carolina (19-10) | 11-10-1979 |
| 4 | (19, 45, 39, 30) | Obed Ariri | A - NC State (20-24) | 10-25-1980 |
| 4 | (47, 25, 30, 25) | Chris Gardocki | H - Georgia (34-3) | 10-6-1990 |
| 4 | (38, 20, 45, 44) | Chris Gardocki | A - Georgia Tech (19-21) | 10-13-1990 |
| 4 | (25, 47, 30, 20) | Matt Padgett | A - NC State (19-17) | 9-13-1997 |
| 4 | (52, 34, 30, 35) | David Richardson | A - Wake Forest (33-16) | 11-1-1997 |
| 4 | (25, 22, 39, 24) | David Richardson | H - Furman (33-0) | 9-5-1998 |
| 4 | (47, 22, 38, 37) | Aaron Hunt | H - Louisiana Tech (33-13) | 9-7-2002 |
| 4 | (29, 35, 22, 42) | Aaron Hunt | H - Maryland (12-30) | 11-16-2002 |
| 4 | (23, 35, 32, 37) | Aaron Hunt | H - Florida State (26-10) | 11-8-2003 |

| | | | | |
|---|------------------|--------------------|----------------------|------------|
| 4 | (21, 47, 36, 42) | Jad Dean | H - NC State (26-20) | 10-30-2004 |
| 4 | (27, 32, 25, 22) | Jad Dean | H - Maryland (12-13) | 11-4-2006 |
| 4 | (28, 46, 29, 25) | Mark Buchholz | A - NC State (42-20) | 9-22-2007 |
| 4 | (24, 40, 37, 18) | Chandler Catanzaro | N1 - Auburn (26-19) | 9-1-2012 |
| 4 | (31, 29, 25, 24) | Chandler Catanzaro | A - Maryland (40-27) | 10-26-2013 |

N1 - Atlanta, Ga.

YARDS ON FIELD GOALS BY CLEMSON

| Yds | Distances | Player | Site - Opp. (Score CU-Opp.) | Date |
|-----|--------------------------|--------------------|-----------------------------|------------|
| 217 | (23, 33, 32, 52, 42, 35) | Richard Jackson | H - Boston College (25-7) | 9-19-2009 |
| 192 | (31, 42, 32, 46, 41) | Nelson Welch | H - NC State (29-19) | 10-26-1991 |
| 189 | (30, 53, 43, 31, 32) | Nelson Welch | A - Maryland (23-53) | 11-14-1992 |
| 172 | (34, 37, 47, 34, 20) | Nelson Welch | A - North Carolina (28-17) | 11-5-1994 |
| 171 | (21, 21, 25, 18, 44, 42) | Jad Dean | H - Texas A&M (25-24) | 9-3-2005 |
| 165 | (38, 42, 18, 20, 47) | Chandler Catanzaro | H - Boston College (36-14) | 10-8-2011 |
| 156 | (49, 26, 24, 57) | Obed Ariri | H - Wake Forest (26-0) | 10-29-1979 |
| 151 | (52, 34, 30, 35) | David Richardson | A - Wake Forest (33-16) | 11-1-1997 |
| 147 | (38, 20, 45, 44) | Chris Gardocki | A - Georgia Tech (19-21) | 10-13-1990 |
| 146 | (21, 47, 36, 42) | Jad Dean | H - NC State (26-20) | 10-30-2004 |
| 146 | (48, 52, 46) | Mark Buchholz | H - Wake Forest (44-10) | 11-10-2007 |

PUNT RETURN YARDS BY CLEMSON

| Yds | Returns | Player | Site - Opp. (Score CU-Opp.) | Date |
|-----|---------|------------------|-----------------------------|------------|
| 167 | 4 | Don Kelley | A - Maryland (24-11) | 10-20-1970 |
| 126 | 5 | Donnell Woolford | H - Georgia Tech (33-12) | 9-26-1987 |
| 119 | 3 | C.J. Spiller | H - Boston College (25-7) | 9-19-2009 |
| 116 | 4 | Darnell Stephens | H - Maryland (40-7) | 11-16-1991 |
| 107 | 8 | Adam Humphries | H - Louisville (23-17) | 10-11-2014 |
| 106 | 7 | Tony Horne | H - Texas-El Paso (39-7) | 10-4-1997 |
| 105 | 3 | Brian Mance | H - Georgia Tech (28-31) | 10-28-2000 |
| 102 | 2 | Richie Luzzi | A - Georgia (13-31) | 9-27-1969 |

KICKOFF RETURN YARDS BY CLEMSON

| Yds | Returns | Player | Site - Team (Score CU-Opp.) | Date |
|-----|---------|------------------|-----------------------------|------------|
| 282 | 6 | Justin Miller | A - Florida State (22-41) | 9-25-2004 |
| 207 | 5 | Sammy Watkins | A - Maryland (56-45) | 10-15-2011 |
| 174 | 5 | David Thomas | A - Georgia Tech (9-31) | 10-7-1972 |
| 160 | 7 | John Shields | H - Alabama (13-38) | 10-25-1969 |
| 159 | 6 | Dennis Goss | A - North Carolina (13-26) | 11-6-1971 |
| 158 | 4 | Terrance Roulhac | H - South Carolina (21-21) | 11-22-1986 |
| 153 | 2 | Derrick Hamilton | A - Maryland (20-37) | 11-10-2001 |
| 152 | 4 | Justin Miller | H - North Carolina (12-30) | 11-16-2002 |
| 152 | 4 | C.J. Spiller | N1 - Alabama (10-34) | 8-30-2008 |
| 143 | 3 | Bill Mathis | A - Georgia Tech (6-16) | 10-25-1959 |
| 143 | 7 | Sammy Watkins | N2 - West Virginia (33-70) | 1-4-2012 |

N1 - Atlanta, Ga.; N2 - Miami Gardens, Fla. (Orange Bowl)

RETURN YARDS (PR, KOR, IR) BY CLEMSON

| Yds | Method | Player | Site - Opp. (Score CU-Opp.) | Date |
|-----|------------------|------------------|------------------------------|------------|
| 282 | (282 KOR) | Justin Miller | A - Florida State (22-41) | 9-25-2004 |
| 223 | (167 PR, 56 IR) | Don Kelley | A - Maryland (24-11) | 10-31-1970 |
| 207 | (207 KOR) | Sammy Watkins | A - Maryland (56-45) | 10-15-2011 |
| 174 | (174 KOR) | David Thomas | A - Georgia Tech (9-31) | 10-7-1972 |
| 165 | (26 PR, 139 KOR) | Marcus Gilchrist | H - South Carolina (7-29) | 11-27-2010 |
| 161 | (9 PR, 152 KOR) | C.J. Spiller | N1 - Alabama (10-34) | 8-30-2008 |
| 160 | (160 KOR) | John Shields | H - Alabama (13-38) | 10-25-1969 |
| 159 | (159 KOR) | Dennis Goss | A - North Carolina (13-26) | 11-6-1971 |
| 159 | (62 PR, 97 KOR) | C.J. Spiller | N2 - Nebraska (21-26) | 1-1-2009 |
| 159 | (63 PR, 96 KOR) | C.J. Spiller | H - Middle Tennessee (37-14) | 9-5-2009 |

N1 - Atlanta, Ga.; N2 - Jacksonville, Fla. (Gator Bowl)

ALL-PURPOSE YARDS BY CLEMSON

| Yds | Player | Opponent | Year | Rush | Rec. | PR | KOR |
|-----|------------------|------------------|------|------|------|-----|-----|
| 345 | Sammy Watkins | Maryland | 2011 | 33 | 105 | 0 | 207 |
| 312 | C.J. Spiller | Florida State | 2009 | 165 | 67 | 9 | 71 |
| 310 | C.J. Spiller | at Miami (Fla.) | 2009 | 81 | 104 | --- | 125 |
| 301 | C.J. Spiller | Georgia Tech* | 2009 | 233 | 5 | --- | 63 |
| 284 | Sammy Watkins | Georgia Tech | 2011 | 7 | 153 | --- | 124 |
| 282 | Justin Miller | at Florida State | 2004 | --- | --- | --- | 282 |
| 274 | Terrence Flagler | at Wake Forest | 1986 | 209 | 65 | --- | --- |
| 268 | Sammy Watkins | Ohio State^ | 2013 | 3 | 227 | --- | 38 |
| 267 | Tony Horne | Florida State | 1997 | --- | 131 | 27 | 109 |
| 264 | Andre Ellington | Boston College | 2012 | 132 | 3 | --- | 129 |

* - Tampa, Fla. (ACC Championship Game); ^ - Miami Gardens, Fla. (Orange Bowl)

PUNTING AVERAGE BY CLEMSON

| Avg. | Att.-Yds | Player | Site - Opp. (Score CU-Opp.) | Date |
|-------------|--------------|--------------------|-------------------------------|------------------|
| 55.3 | 3-166 | Dale Hatcher | H - Kentucky (24-6) | 10-2-1982 |
| 52.0 | 5-260 | Banks McFadden | A - George Washington (13-6) | 11-3-1939 |
| 51.8 | 4-207 | Dale Hatcher | H - Georgia (16-16) | 9-17-1983 |
| 51.8 | 4-207 | Will Spiers | A - Louisville (47-21) | 9-16-2017 |
| 51.5 | 6-309 | Dawson Zimmerman | H - North Texas (35-10) | 9-4-2010 |
| 51.0 | 6-306 | Dale Hatcher | A - Kentucky (21-3) | 10-3-1981 |
| 50.8 | 4-203 | Joe Paglieli | H - Maryland (12-25) | 11-12-1955 |
| 50.3 | 3-151 | Dale Hatcher | A - Duke (38-31) | 10-15-1983 |
| 50.3 | 3-151 | Jamie Somaini | A - Virginia (31-10) | 9-23-2000 |
| 50.0 | 5-250 | Chris Gardocki | H - South Carolina (24-15) | 11-17-1990 |
| 50.0 | 3-150 | Spencer Benton | H - Furman (41-7) | 9-15-2012 |

Note: Minimum three punts.



100-YARD INDIVIDUAL RUSHING GAMES

| Yds | Car | Player | Opponent | Result | Date | Site |
|------------|-----------|-----------------------|----------------------|-----------------|-------------------|----------|
| 263 | 32 | Raymond Priestler | Duke | W, 34-17 | 11-11-1995 | H |
| 260 | 27 | Cliff Austin | Duke | W, 49-14 | 10-16-1982 | H |
| 234 | 33 | Don King | Fordham | T, 12-12 | 11-8-1952 | A |
| 233 | 20 | C.J. Spiller | Georgia Tech | L, 34-39 | 12-5-2009 | N |
| 228 | 25 | Andre Ellington | Auburn | W, 26-19 | 9-1-2012 | N |
| 226 | 32 | Wesley McFadden | Virginia Tech | W, 22-10 | 9-12-1987 | A |
| 220 | 18 | Woodrow Dantzler | Virginia | W, 31-10 | 9-23-2000 | A |
| 216 | 21 | James Davis | Georgia Tech | W, 31-7 | 10-21-2006 | H |
| 212 | 24 | Andre Ellington | Maryland | W, 56-45 | 10-15-2011 | A |
| 212 | 9 | Travis Etienne | Wofford | W, 59-14 | 11-2-2019 | H |
| 210 | 30 | Terrence Flagler | Virginia | W, 31-17 | 10-11-1986 | A |
| 209 | 22 | Terrence Flagler | Wake Forest | W, 28-20 | 11-1-1986 | A |
| 205 | 12 | Travis Etienne | Georgia Tech | W, 52-14 | 8-29-2019 | H |
| 204 | 15 | Buck George | Presbyterian College | W, 53-13 | 9-20-1952 | H |
| 204 | 36 | Raymond Priestler | Maryland | W, 20-9 | 10-25-1997 | A |
| 203 | 27 | Travis Etienne | Syracuse | W, 27-23 | 9-29-2018 | H |
| 202 | 36 | Ray Yauger | Wake Forest | W, 28-14 | 10-18-1969 | H |
| 201 | 35 | Ray Yauger | North Carolina | W, 24-14 | 11-16-1968 | H |
| 197 | 27 | Ken Callicutt | South Carolina | W, 39-21 | 11-23-1974 | H |
| 192 | 18 | Butch Butler | Presbyterian College | W, 32-13 | 9-19-1942 | H |
| 192 | 14 | Travis Etienne | Louisville | W, 45-10 | 10-19-2019 | A |
| 191 | 27 | Wayne Gallman | South Carolina | W, 35-17 | 11-29-2014 | H |
| 189 | 31 | Buddy Gore | South Carolina | W, 23-12 | 11-25-1967 | A |
| 187 | 30 | Raymond Priestler | Wake Forest | W, 21-10 | 9-28-1996 | H |
| 187 | 28 | Wayne Gallman | North Carolina | W, 45-37 | 12-5-2015 | N |
| 186 | 30 | Kevin Mack | Maryland | W, 52-27 | 11-12-1983 | H |
| 185 | 20 | Ronald Williams | Virginia | T, 20-20 | 10-12-1991 | H |
| 184 | 23 | Woodrow Dantzler | NC State | W, 45-37 | 10-13-2001 | A |
| 183 | 27 | Terry Allen | Virginia | W, 38-21 | 10-10-1987 | H |
| 183 | 14 | Ronald Williams | Appalachian State | W, 48-0 | 9-22-1990 | H |
| 183 | 22 | Woodrow Dantzler | Maryland | W, 42-30 | 10-16-1999 | A |
| 182 | 6 | Bobby Gage | Presbyterian College | W, 42-0 | 9-20-1947 | H |



WAYNE GALLMAN HAD A CAREER-HIGH 191 RUSHING YARDS AGAINST SOUTH CAROLINA IN THE 2014 SEASON.

100-YARD RUSHING GAMES

| Player | Years | Gms | James Davis | 2005-08 | 14 |
|-----------------------|----------------|-----------|-----------------|---------|----|
| Wayne Gallman | 2014-16 | 17 | C.J. Spiller | 2006-09 | 12 |
| Travis Etienne | 2017-19 | 17 | Andre Ellington | 2009-12 | 12 |
| Raymond Priestler | 1994-97 | 15 | | | |

| | | | | | | |
|------------|-----------|-----------------------|-------------------------|--------------------------|-------------------|----------|
| 179 | 13 | Hal Davis | Virginia | W, 29-7 | 10-31-1964 | H |
| 178 | 19 | Lester Brown | Virginia | W, 30-14 | 10-14-1978 | A |
| 178 | 19 | Cliff Austin | Duke | W, 38-10 | 10-17-1981 | A |
| 177 | 26 | Larry Gressette | Auburn | W, 34-0 | 11-24-1951 | H |
| 177 | 17 | Terrence Flagler | The Citadel | W, 24-0 | 10-4-1986 | H |
| 175 | 14 | Jackie Calvert | Missouri | W, 34-0 | 9-30-1950 | A |
| 175 | 24 | Joel Wells | Furman | W, 40-20 | 11-26-1955 | A |
| 175 | 25 | Raymond Priestler | Georgia Tech | W, 28-25 | 10-19-1996 | H |
| 174 | 14 | Billy Hair | Presbyterian College | W, 53-6 | 9-22-1951 | H |
| 173 | 15 | Banks McFadden | Presbyterian College | W, 18-0 | 9-23-1939 | H |
| 172 | 19 | Derrick Witherspoon | Maryland | W, 29-0 | 10-30-1993 | H |
| 172 | 31 | Wayne Gallman | NC State | W, 56-41 | 10-31-2015 | A |
| 170 | 19 | Ken Callicutt | North Carolina | W, 54-32 | 11-9-1974 | H |
| 167 | 29 | Terry Allen | North Carolina | W, 37-14 | 11-5-1988 | H |
| 167 | 10 | Travis Etienne | Wake Forest | W, 63-3 | 10-6-2018 | A |
| 166 | 15 | Woodrow Dantzler | Wake Forest | W, 55-7 | 9-16-2000 | H |
| 166 | 24 | James Davis | NC State | W, 42-20 | 9-22-2007 | A |
| 166 | 20 | Andre Ellington | Georgia Tech | W, 27-13 | 10-23-2010 | H |
| 165 | 22 | C.J. Spiller | Florida State | W, 40-24 | 11-7-2009 | H |
| 165 | 22 | Andre Ellington | Wofford | W, 35-27 | 9-10-2011 | H |
| 164 | 25 | Woodrow Dantzler | Georgia Tech | W, 47-44 ^(OT) | 9-29-2001 | A |
| 163 | 33 | Fred Cone | Auburn | W, 41-0 | 11-25-1950 | A |
| 163 | 25 | Joe Henderson | North Carolina | W, 35-3 | 11-4-1989 | A |
| 163 | 24 | Rodney Blunt | Duke | W, 33-21 | 12-1-1991 | N |
| 163 | 22 | Raymond Priestler | Maryland | W, 17-0 | 10-21-1995 | A |
| 163 | 10 | Lyn-J Dixon | Wake Forest | W, 63-3 | 10-6-2018 | A |
| 162 | 16 | Travis Etienne | Georgia Southern | W, 38-7 | 9-15-2018 | H |
| 161 | 13 | Ray Mathews | Presbyterian College | W, 69-7 | 9-17-1949 | H |
| 161 | 30 | Roderick McDowell | Maryland | W, 40-27 | 10-26-2013 | A |
| 161 | 22 | Wayne Gallman | Wake Forest | W, 35-13 | 11-16-2016 | A |
| 160 | 19 | Ed Maness | Rhodes | T, 12-12 | 11-16-1940 | A |
| 159 | 17 | Louis Solomon | Wake Forest | W, 24-8 | 10-29-1994 | H |
| 159 | 12 | Travis Etienne | Pittsburgh | W, 42-10 | 12-1-2018 | N |
| 155 | 10 | C.J. Spiller | South Carolina | L, 28-31 | 11-25-2006 | H |
| 154 | 28 | Lester Brown | North Carolina | W, 13-9 | 11-11-1978 | H |
| 154 | 16 | Terry Allen | Wake Forest | W, 38-21 | 10-29-1988 | A |
| 154 | 27 | Raymond Priestler | Wake Forest | W, 29-14 | 9-16-1995 | A |
| 154 | 18 | C.J. Spiller | NC State | W, 20-14 | 11-11-2006 | H |
| 153 | 8 | Travis Etienne | Louisville | W, 77-16 | 11-3-2018 | H |
| 152 | 5 | Ken Moore | The Citadel | W, 59-0 | 11-27-1954 | H |
| 152 | 22 | Wade Hughes | Wake Forest | W, 31-0 | 10-28-1972 | A |
| 151 | 25 | Chuck McSwain | South Carolina | W, 29-13 | 11-21-1981 | A |
| 151 | 25 | Raymond Priestler | Louisiana State | L, 7-10 | 12-28-1996 | N |
| 151 | 29 | Travis Zachery | Maryland | W, 35-14 | 10-14-2000 | H |
| 150 | 18 | Kevin Mack | Duke | W, 38-31 | 10-15-1983 | A |
| 150 | 28 | James Davis | Colorado | W, 19-10 | 12-27-2005 | N |
| 150 | 26 | Wayne Gallman | Oklahoma | W, 37-17 | 12-31-2015 | N |
| 150 | 28 | Travis Etienne | South Carolina | W, 56-35 | 11-24-2018 | H |
| 148 | 27 | Kenny Flowers | Minnesota | L, 13-20 | 12-21-1985 | N |
| 147 | 31 | Travis Zachery | NC State | W, 34-27 | 10-7-2000 | H |
| 146 | 22 | Sid Tinsley | South Carolina | W, 20-13 | 10-19-1944 | A |
| 146 | 23 | Ray Yauger | Georgia Tech | W, 21-10 | 10-4-1969 | A |
| 146 | 11 | Don Testerman | Tennessee | L, 28-29 | 10-26-1974 | A |
| 146 | 25 | Marvin Sims | Georgia | W, 12-7 | 9-22-1979 | H |
| 146 | 30 | Raymond Priestler | NC State | W, 40-17 | 11-16-1996 | H |
| 145 | 19 | Fred Cone | Furman | W, 57-2 | 11-18-1950 | H |
| 145 | 24 | Terry Allen | Virginia | W, 10-7 | 10-8-1988 | A |
| 145 | 27 | James Davis | South Carolina | W, 13-9 | 11-19-2005 | A |
| 145 | 24 | Deshawn Watson | Oklahoma | W, 37-17 | 12-31-2015 | N |
| 144 | 8 | Bobby Gage | Presbyterian College | W, 76-0 | 9-22-1945 | H |
| 144 | 31 | Hugh Mauldin | TCU | W, 3-0 | 10-23-1965 | H |
| 143 | 22 | Fred Cone | Presbyterian College | W, 54-0 | 9-23-1950 | H |
| 143 | 32 | Terry Allen | Duke | L, 17-21 | 9-30-1989 | A |
| 143 | 12 | James Davis | NC State | W, 31-10 | 10-13-2005 | A |
| 143 | 11 | James Davis | Louisiana Tech | W, 51-0 | 9-30-2006 | H |
| 143 | 27 | Jamie Harper | Florida State | L, 13-16 | 11-13-2010 | A |
| 142 | 24 | Jamie Harper | Wake Forest | W, 30-10 | 11-20-2010 | A |
| 141 | 18 | Bobby Gage | Auburn | W, 34-18 | 11-22-1947 | H |
| 141 | 20 | Billy Hair | Furman | W, 57-2 | 11-18-1950 | H |
| 141 | 31 | Ray Yauger | Duke | L, 27-34 | 11-8-1969 | A |
| 141 | 23 | Kenny Flowers | Wake Forest | W, 26-10 | 11-2-1985 | H |
| 141 | 16 | Rodney Blunt | Virginia | W, 29-28 | 10-10-1992 | A |
| 141 | 17 | Travis Zachery | Duke | W, 58-7 | 11-6-1999 | H |
| 140 | 13 | Mike O'Caïn | NC State | L, 21-38 | 10-23-1976 | A |
| 140 | 22 | Andre Ellington | Auburn | L, 24-27 ^(OT) | 9-18-2010 | A |
| 139 | 15 | Fred Cone | Duquesne | W, 33-20 | 11-12-1949 | H |
| 139 | 28 | Ray Yauger | Maryland | W, 16-0 | 11-9-1968 | A |
| 139 | 22 | Terrence Flagler | Western Carolina | W, 44-10 | 9-3-1983 | H |
| 139 | 24 | Wayne Gallman | Louisville | W, 20-17 | 9-17-2015 | A |
| 138 | 25 | Wade Hughes | Virginia | W, 37-21 | 10-21-1972 | H |

100-YARD INDIVIDUAL RUSHING GAMES



JAMES DAVIS TOALED 138 YARDS AGAINST TEMPLE IN 2006. IT WAS ONE OF HIS 14 100-YARD RUSHING PERFORMANCES IN HIS CAREER.

| | | | | | | |
|-----|----|-------------------|----------------------|----------|------------|---|
| 138 | 23 | Raymond Priester | Appalachian State | W, 23-12 | 9-6-1997 | H |
| 138 | 9 | James Davis | Temple | W, 63-9 | 10-12-2006 | N |
| 137 | 11 | Jim Whitmire | Wake Forest | L, 12-41 | 10-30-1943 | H |
| 137 | 17 | Harold Goggins | South Carolina | L, 20-56 | 11-22-1975 | A |
| 137 | 18 | Raymond Priester | South Carolina | L, 31-34 | 11-23-1996 | H |
| 136 | 16 | Ed Maness | Furman | W, 13-7 | 11-23-1940 | A |
| 136 | 18 | Bobby Gage | Duquesne | W, 34-13 | 11-15-1947 | A |
| 136 | 9 | Smiley Sanders | Wake Forest | W, 35-8 | 11-3-1973 | H |
| 136 | 20 | Kenny Flowers | Maryland | L, 23-41 | 11-17-1984 | A |
| 136 | 26 | Kenny Flowers | South Carolina | W, 24-17 | 11-23-1985 | A |
| 136 | 28 | Lamont Pegues | Georgia Tech | W, 20-10 | 11-12-1994 | H |
| 135 | 28 | Buddy Gore | Georgia Tech | L, 21-24 | 10-5-1968 | A |
| 135 | 19 | Woodrow Dantzler | Duke | W, 59-31 | 12-1-2001 | H |
| 134 | 28 | Lester Brown | Georgia Tech | W, 31-14 | 9-24-1977 | A |
| 134 | 17 | Terry Allen | Duke | W, 49-17 | 10-15-1988 | H |
| 134 | 24 | Antwan Wyatt | Maryland | W, 13-0 | 10-1-1994 | H |
| 134 | 22 | Woodrow Dantzler | Duke | W, 52-22 | 9-30-2000 | A |
| 133 | 36 | Jim Shirley | NC State | W, 6-0 | 10-6-1951 | A |
| 132 | 25 | Andre Ellington | Boston College | W, 45-31 | 9-29-2012 | A |
| 132 | 22 | Roderick McDowell | Georgia | W, 38-35 | 8-31-2013 | H |
| 131 | 14 | Ray Mathews | Presbyterian College | W, 54-0 | 9-23-1950 | H |
| 131 | 14 | Jackie Calvert | Wake Forest | W, 13-12 | 10-28-1950 | A |
| 131 | 31 | Buddy Gore | North Carolina | W, 17-0 | 11-4-1967 | A |
| 131 | 26 | Stacey Driver | Georgia Tech | L, 21-28 | 9-29-1984 | A |
| 131 | 20 | Joe Henderson | Wake Forest | W, 31-17 | 10-31-1987 | H |
| 131 | 24 | Dashaun Watson | North Carolina | W, 45-37 | 12-5-2015 | N |
| 130 | 28 | Larry Gressette | Furman | W, 34-14 | 11-17-1951 | A |
| 130 | 17 | Hugh Mauldin | Furman | W, 28-0 | 9-19-1964 | H |
| 130 | 25 | Buddy Gore | South Carolina | W, 35-10 | 11-26-1966 | H |
| 130 | 20 | Terry Allen | Florida State | W, 34-23 | 9-9-1989 | A |
| 130 | 15 | Chad Jasmin | Tennessee | W, 27-14 | 1-2-2004 | N |
| 129 | 18 | Buddy Gore | Maryland | W, 28-7 | 11-11-1967 | H |
| 129 | 14 | Chuck McSwain | NC State | W, 38-29 | 10-23-1982 | A |

| | | | | | | |
|------------|-----------|-----------------------|----------------------|--------------------------|-------------------|----------|
| 129 | 28 | Travis Zachery | North Carolina | W, 31-20 | 10-2-1999 | H |
| 129 | 29 | James Davis | Maryland | W, 30-17 | 10-27-2007 | A |
| 128 | 23 | Ronald Williams | Georgia | W, 34-3 | 10-6-1990 | H |
| 128 | 23 | Reggie Merriweather | Georgia Tech | L, 9-10 | 10-29-2005 | A |
| 128 | 10 | Adam Choice | Wake Forest | W, 63-3 | 10-6-2018 | A |
| 127 | 8 | Shad Bryant | George Washington | W, 13-6 | 11-3-1939 | A |
| 127 | 7 | Sid Tinsley | Furman | W, 34-6 | 11-22-1941 | A |
| 127 | 16 | Billy Hair | Boston College | W, 13-0 | 10-31-1952 | A |
| 127 | 10 | Warren Ratchford | South Carolina | W, 28-9 | 11-20-1976 | H |
| 127 | 12 | Dexter McCleon | Virginia | W, 23-14 | 11-13-1993 | H |
| 127 | 15 | C.J. Spiller | Louisiana Tech | W, 51-0 | 9-30-2006 | H |
| 127 | 20 | Tajh Boyd | Ohio State | W, 40-35 | 1-3-2014 | N |
| 127 | 17 | Travis Etienne | Florida State | W, 45-14 | 10-12-2019 | H |
| 126 | 12 | Rudy Harris | Duke | W, 33-21 | 12-1-1991 | N |
| 126 | 17 | James Davis | Maryland | L, 17-20 | 9-27-2008 | H |
| 125 | 18 | Joel Wells | Colorado | L, 21-27 | 1-1-1957 | N |
| 125 | 29 | Doug Cline | Wake Forest | W, 33-31 | 11-21-1959 | H |
| 125 | 21 | Lester Brown | Virginia | W, 17-7 | 10-6-1979 | H |
| 125 | 21 | Stacey Driver | NC State | W, 39-10 | 10-26-1985 | H |
| 125 | 28 | Reggie Merriweather | South Carolina | W, 29-7 | 11-20-2004 | H |
| 125 | 20 | Andre Ellington | Virginia Tech | W, 38-10 | 12-3-2011 | N |
| 124 | 11 | Billy Hair | Boston College | W, 35-14 | 11-11-1950 | A |
| 124 | 8 | Jay Washington | Georgia Tech | L, 21-29 | 9-29-1973 | A |
| 124 | 18 | Kenny Flowers | Georgia Tech | W, 41-14 | 9-24-1983 | H |
| 124 | 25 | Stacey Driver | Wake Forest | W, 24-17 | 10-29-1983 | H |
| 124 | 25 | Tracy Johnson | North Carolina | W, 13-10 | 11-7-1987 | A |
| 124 | 20 | Ronald Williams | South Carolina | W, 24-15 | 11-17-1990 | H |
| 124 | 22 | Andre Ellington | NC State | W, 62-48 | 11-17-2012 | H |
| 123 | 10 | Derrick Witherspoon | Appalachian State | W, 48-0 | 9-22-1990 | H |
| 123 | 13 | Kelton Dunican | Virginia | W, 24-16 | 11-9-1996 | A |
| 123 | 30 | Wayne Gallman | Auburn | W, 19-13 | 9-3-2016 | A |
| 122 | 22 | Buddy Gore | Wake Forest | W, 23-6 | 9-23-1967 | H |
| 122 | 20 | Raymond Priester | Virginia | W, 24-16 | 11-9-1996 | A |
| 122 | 23 | James Davis | South Carolina | W, 23-21 | 11-24-2007 | A |
| 122 | 12 | Andre Ellington | North Texas | W, 35-10 | 9-4-2010 | H |
| 122 | 11 | Travis Etienne | Georgia Tech | W, 49-21 | 9-22-2018 | A |
| 121 | 15 | Jim Whitmire | Presbyterian College | L, 12-13 | 9-25-1943 | H |
| 121 | 18 | Ken Callicutt | South Carolina | L, 20-32 | 11-24-1973 | A |
| 121 | 27 | Lester Brown | South Carolina | W, 41-23 | 11-25-1978 | H |
| 121 | 25 | Stacey Driver | Virginia | W, 27-24 | 10-12-1985 | H |
| 121 | 16 | Kenny Flowers | Duke | W, 21-9 | 10-19-1985 | A |
| 121 | 16 | Travis Etienne | Wake Forest | W, 52-3 | 11-16-2019 | H |
| 120 | 13 | Banks McFadden | George Washington | W, 27-0 | 11-5-1938 | A |
| 120 | 21 | Butch Butler | George Washington | L, 0-7 | 11-7-1942 | H |
| 120 | 18 | Ray Mathews | Missouri | W, 34-0 | 9-30-1950 | A |
| 120 | 18 | Chuck McSwain | Duke | W, 28-10 | 10-20-1979 | A |
| 120 | 22 | Kenny Flowers | Maryland | L, 31-34 | 11-16-1985 | H |
| 120 | 26 | Woodrow Dantzler | Georgia Tech | L, 42-45 | 11-13-1999 | A |
| 119 | 25 | Buddy Gore | Maryland | W, 14-10 | 11-12-1966 | A |
| 119 | 11 | Kenny Flowers | Duke | W, 54-21 | 10-20-1984 | H |
| 119 | 18 | Wesley McFadden | Virginia | W, 38-21 | 10-10-1987 | H |
| 119 | 20 | Woodrow Dantzler | Wake Forest | W, 21-14 | 10-27-2001 | A |
| 118 | 10 | Shad Bryant | South Carolina | W, 34-12 | 10-20-1938 | A |
| 118 | 20 | Dewey Quinn | Furman | W, 20-6 | 11-16-1946 | H |
| 118 | 16 | Smiley Sanders | The Citadel | W, 13-0 | 9-9-1972 | H |
| 118 | 23 | Rodney Blunt | Wake Forest | L, 15-18 | 10-31-1992 | A |
| 118 | 17 | Raymond Priester | Furman | W, 19-3 | 9-7-1996 | H |
| 118 | 8 | James Davis | Duke | W, 47-10 | 11-3-2007 | A |
| 118 | 22 | Wayne Gallman | Miami (Fla.) | W, 58-0 | 10-24-2015 | A |
| 117 | 22 | Billy Rogers | South Carolina | W, 20-13 | 10-19-1944 | A |
| 117 | 29 | Fred Cone | South Carolina | T, 14-14 | 10-19-1950 | A |
| 117 | 25 | Buddy Gore | Virginia | W, 40-35 | 9-24-1966 | H |
| 117 | 25 | Buddy Gore | Alabama | L, 14-21 | 10-26-1968 | A |
| 117 | 24 | Lester Brown | NC State | W, 33-10 | 10-28-1978 | A |
| 117 | 20 | Lester Brown | Wake Forest | W, 51-6 | 11-4-1978 | A |
| 117 | 23 | Cliff Austin | South Carolina | W, 24-6 | 11-20-1982 | H |
| 117 | 18 | DeChane Cameron | North Carolina | W, 21-6 | 11-9-1991 | A |
| 117 | 22 | Andre Ellington | Boston College | W, 36-14 | 10-8-2011 | H |
| 116 | 11 | Carol Cox | Furman | W, 41-0 | 11-6-1948 | H |
| 116 | 17 | Joel Wells | South Carolina | W, 28-14 | 10-20-1955 | A |
| 116 | 12 | Chuck McSwain | North Carolina | L, 19-24 | 11-8-1980 | H |
| 116 | 18 | Cliff Austin | Kentucky | W, 24-6 | 10-2-1982 | H |
| 116 | 21 | Joe Henderson | Georgia Tech | W, 30-13 | 9-24-1988 | A |
| 116 | 20 | DeChane Cameron | South Carolina | W, 41-24 | 11-23-1991 | A |
| 116 | 16 | Louis Solomon | Virginia | W, 29-28 | 10-10-1992 | A |
| 116 | 16 | C.J. Spiller | Georgia Tech | W, 31-7 | 10-21-2006 | H |
| 116 | 10 | Andre Ellington | West Virginia | L, 33-70 | 1-4-2012 | N |
| 116 | 4 | Lyn-J Dixon | Louisville | W, 77-16 | 11-3-2018 | H |
| 115 | 27 | Charlie Timmons | Boston College | W, 6-3 | 1-1-1940 | N |
| 115 | 14 | Travis Zachery | Duke | W, 59-31 | 12-1-2001 | H |
| 115 | 13 | Wayne Gallman | Georgia Tech | W, 43-24 | 10-10-2015 | H |
| 114 | 8 | Buck George | Furman | W, 34-14 | 11-17-1951 | A |
| 114 | 28 | Stacey Driver | Wake Forest | W, 26-10 | 11-2-1985 | H |
| 114 | 24 | Stacey Driver | South Carolina | W, 24-17 | 11-23-1985 | A |
| 114 | 16 | Terrence Flagler | North Carolina | W, 38-10 | 11-8-1986 | H |
| 114 | 20 | Reggie Merriweather | Miami (Fla.) | W, 24-17 ^(OT) | 11-6-2004 | A |
| 114 | 21 | Demerrick Chancellor | Temple | W, 63-9 | 10-12-2006 | N |
| 114 | 21 | C.J. Spiller | NC State | W, 42-20 | 9-22-2007 | A |
| 114 | 21 | Dashaun Watson | South Carolina | W, 37-32 | 11-28-2015 | A |

100-YARD INDIVIDUAL RUSHING GAMES

| | | | | | | |
|-----|----|---------------------|----------------------|--------------------------|------------|---|
| 114 | 14 | Travis Etienne | Virginia | W, 62-17 | 12-7-2019 | N |
| 113 | 19 | Billy Hair | Auburn | W, 34-0 | 11-24-1951 | H |
| 113 | 18 | Emory Smith | Virginia | W, 23-14 | 11-13-1993 | H |
| 113 | 11 | Demerick Chancellor | Louisiana Tech | W, 51-0 | 9-30-2006 | H |
| 113 | 9 | Travis Etienne | Boston College | W, 34-7 | 9-23-2017 | H |
| 112 | 14 | Buddy Gore | Duke | W, 39-22 | 10-19-1968 | H |
| 112 | 17 | Kenny Flowers | Duke | W, 38-31 | 10-15-1983 | A |
| 112 | 24 | Raymond Priestler | South Carolina | W, 47-21 | 11-22-1997 | A |
| 112 | 10 | Sadat Chambers | Central Michigan | W, 70-14 | 10-20-2007 | H |
| 112 | 8 | C.J. Spiller | Auburn | L, 20-23 ^(OT) | 12-31-2007 | N |
| 112 | 26 | C.J. Spiller | TCU | L, 10-14 | 9-26-2009 | H |
| 112 | 19 | Wayne Gallman | South Carolina | W, 56-7 | 11-26-2016 | H |
| 112 | 14 | Travis Etienne | NC State | W, 55-10 | 11-9-2019 | A |
| 111 | 21 | Fred Cone | Missouri | W, 34-0 | 9-30-1950 | A |
| 111 | 26 | Steve Fuller | Georgia Tech | T, 24-24 | 9-25-1976 | A |
| 111 | 19 | Kenny Flowers | Virginia | W, 27-24 | 10-12-1985 | H |
| 111 | 20 | Derrick Witherspoon | Georgia Tech | W, 16-13 | 9-25-1993 | H |
| 111 | 19 | Nealon Greene | Georgia Tech | W, 20-10 | 11-12-1994 | H |
| 111 | 22 | Raymond Priestler | Florida State | L, 26-45 | 9-9-1995 | H |
| 111 | 27 | Raymond Priestler | Virginia | L, 3-22 | 9-23-1995 | A |
| 111 | 13 | Duane Coleman | North Carolina | W, 36-28 | 10-25-2003 | H |
| 111 | 14 | Roderick McDowell | South Carolina | L, 17-31 | 11-30-2013 | A |
| 111 | 23 | Wayne Gallman | Notre Dame | W, 24-22 | 10-3-2015 | H |
| 110 | 10 | Larry Gressette | Presbyterian College | W, 53-6 | 9-22-1951 | H |
| 110 | 25 | Ray Yauger | Maryland | W, 40-0 | 11-1-1969 | H |
| 110 | 28 | Ray Yauger | Georgia Tech | L, 7-28 | 10-3-1970 | A |
| 110 | 19 | Stacey Driver | South Carolina | W, 22-13 | 11-19-1983 | A |
| 110 | 19 | Terry Allen | Maryland | W, 49-25 | 11-12-1988 | A |
| 110 | 16 | Wayne Gallman | Louisville | W, 42-36 | 10-1-2016 | H |
| 109 | 6 | Ray Mathews | Wake Forest | L, 21-35 | 10-29-1949 | H |
| 109 | 13 | Jackie Calvert | Presbyterian College | W, 54-0 | 9-23-1950 | H |
| 109 | 25 | Cliff Austin | NC State | W, 38-29 | 10-23-1982 | A |
| 109 | 13 | Kevin Mack | Virginia | W, 42-21 | 10-8-1983 | H |
| 109 | 9 | Wayne Gallman | Boston College | W, 56-10 | 10-7-2016 | A |
| 109 | 14 | Travis Etienne | Notre Dame | W, 30-3 | 12-29-2018 | N |
| 109 | 16 | Travis Etienne | Boston College | W, 59-7 | 10-26-2019 | H |
| 108 | 8 | Bobby Payne | Virginia Military | W, 36-7 | 9-27-1941 | A |
| 108 | 22 | Joel Wells | Virginia Tech | W, 21-6 | 11-3-1956 | H |
| 108 | 13 | Rudy Hayes | Duke | L, 6-7 | 11-16-1957 | A |
| 108 | 22 | Ricky Gilstrap | Maryland | W, 20-14 | 11-13-1971 | H |
| 108 | 16 | Steve Fuller | South Carolina | W, 41-23 | 11-25-1978 | H |
| 108 | 17 | Ronald Williams | Georgia Tech | L, 19-21 | 10-13-1990 | A |
| 108 | 14 | Ronald Williams | Appalachian State | W, 34-0 | 9-7-1991 | H |
| 108 | 17 | Reggie Merriweather | Temple | W, 37-7 | 10-22-2005 | H |
| 108 | 21 | Roderick McDowell | The Citadel | W, 52-6 | 11-23-2013 | H |
| 107 | 20 | Chuck McSwain | Kentucky | W, 21-3 | 10-3-1981 | A |
| 107 | 13 | James Davis | The Citadel | W, 45-17 | 9-6-2008 | H |
| 107 | 17 | Andre Ellington | Miami (Fla.) | L, 21-30 | 10-2-2010 | H |
| 107 | 16 | Dashaun Watson | Florida State | W, 23-13 | 11-7-2015 | H |
| 107 | 16 | Trevor Lawrence | Ohio State | W, 29-23 | 12-28-2019 | N |
| 106 | 30 | Charlie Timmons | Boston College | W, 26-13 | 10-11-1941 | A |
| 106 | 10 | Walt Stewart | Presbyterian College | W, 34-0 | 9-23-1944 | H |
| 106 | 15 | Fred Cone | NC State | W, 6-0 | 10-2-1948 | H |
| 106 | 22 | Joel Wells | Furman | W, 28-7 | 12-1-1956 | H |
| 106 | 18 | Mark Fellers | South Carolina | W, 39-21 | 11-23-1974 | H |
| 106 | 13 | Steve Fuller | Virginia Tech | W, 38-7 | 10-7-1978 | H |
| 106 | 19 | Bernard Rambert | North Carolina | W, 42-12 | 11-9-2002 | A |
| 106 | 17 | C.J. Spiller | Maryland | W, 30-17 | 10-27-2007 | A |
| 106 | 9 | C.J. Spiller | Wake Forest | W, 38-3 | 10-17-2009 | H |
| 106 | 19 | Wayne Gallman | Wake Forest | W, 34-20 | 11-6-2014 | A |
| 106 | 22 | Kelly Bryant | Boston College | W, 34-7 | 9-23-2017 | H |
| 105 | 29 | Don Willis | Wake Forest | W, 7-0 | 10-28-1938 | A |
| 105 | 5 | Jim Reynolds | Presbyterian College | W, 76-0 | 9-22-1945 | H |
| 105 | 14 | Harvey White | Vanderbilt | W, 12-7 | 10-11-1958 | A |
| 105 | 22 | Buddy Gore | Wake Forest | W, 23-21 | 10-29-1966 | A |
| 105 | 15 | Cliff Austin | Virginia | W, 48-0 | 10-9-1982 | A |
| 105 | 11 | Terry Allen | Penn State | W, 35-10 | 1-1-1988 | N |
| 105 | 16 | Joe Henderson | Virginia | W, 34-20 | 10-7-1989 | H |
| 105 | 21 | Rodney Blunt | North Carolina | W, 40-7 | 11-7-1992 | H |
| 105 | 17 | Travis Zachery | South Carolina | W, 31-21 | 11-20-1999 | A |
| 105 | 14 | Tye Hill | North Carolina | W, 42-12 | 11-9-2002 | A |
| 105 | 14 | Dashaun Watson | Syracuse | W, 37-27 | 11-14-2015 | A |
| 105 | 7 | Tavien Feaster | NC State | W, 38-31 | 11-4-2017 | A |
| 104 | 9 | Ray Mathews | South Carolina | L, 19-21 | 10-23-1947 | A |
| 104 | 12 | Bobby Gage | Furman | W, 41-0 | 11-6-1948 | H |
| 104 | 9 | Billy Hair | Duquesne | W, 53-20 | 11-4-1950 | H |
| 104 | 15 | Tony Mathews | Wake Forest | W, 21-9 | 11-2-1974 | A |
| 104 | 15 | Marvin Sims | South Carolina | W, 41-23 | 11-25-1978 | H |
| 104 | 21 | Homer Jordan | NC State | W, 17-7 | 10-24-1981 | H |
| 104 | 16 | Louis Solomon | Duke | W, 21-6 | 10-17-1992 | H |
| 104 | 18 | Reggie Merriweather | Duke | W, 49-20 | 11-5-2005 | H |
| 104 | 9 | C.J. Spiller | Wake Forest | W, 27-17 | 10-7-2006 | A |
| 103 | 19 | Charlie Timmons | Furman | W, 34-6 | 11-22-1941 | A |
| 103 | 9 | Billy Poe | Tulane | W, 47-20 | 11-17-1945 | A |
| 103 | 9 | Jackie Calvert | NC State | W, 27-0 | 10-7-1950 | H |
| 103 | 21 | Billy O'Dell | Wake Forest | W, 19-13 | 10-29-1955 | H |
| 103 | 18 | Jeff McCall | Virginia | W, 48-0 | 10-9-1982 | A |
| 103 | 6 | Chuck McSwain | Virginia | W, 48-0 | 10-9-1982 | A |
| 103 | 17 | Terry Allen | Maryland | W, 45-16 | 11-14-1987 | H |
| 103 | 18 | Rodney Blunt | Wake Forest | W, 28-10 | 11-2-1991 | H |
| 103 | 25 | Woodrow Dantzler | NC State | W, 34-27 | 10-7-2000 | H |
| 103 | 18 | Tajh Boyd | NC State | W, 62-48 | 11-17-2012 | H |
| 103 | 22 | Wayne Gallman | Florida State | W, 23-13 | 11-7-2015 | H |
| 102 | 8 | Butch Butler | Presbyterian College | W, 41-12 | 9-20-1941 | H |
| 102 | 13 | Bobby Payne | Wake Forest | W, 29-0 | 11-15-1941 | H |
| 102 | 18 | Billy Hair | Wake Forest | W, 21-6 | 11-3-1951 | H |
| 102 | 14 | Joel Wells | Maryland | L, 12-25 | 11-12-1955 | H |
| 102 | 20 | Terrence Flagler | Duke | W, 35-3 | 10-18-1986 | H |
| 102 | 20 | Ronald Williams | Georgia Tech | W, 9-7 | 9-28-1991 | H |
| 102 | 26 | Rudy Harris | Virginia | T, 20-20 | 10-12-1991 | H |
| 102 | 20 | Woodrow Dantzler | South Carolina | L, 15-20 | 11-17-2001 | A |
| 102 | 18 | James Davis | Florida State | W, 24-18 | 9-3-2007 | H |
| 102 | 19 | Wayne Gallman | South Carolina | W, 37-32 | 11-28-2015 | A |
| 101 | 14 | Johnny Sweattee | Wake Forest | W, 29-0 | 11-15-1941 | H |
| 101 | 12 | Lester Brown | Furman | W, 21-0 | 9-8-1979 | H |
| 101 | 13 | Cliff Austin | Wake Forest | W, 82-24 | 10-31-1981 | H |
| 101 | 25 | Kenny Flowers | North Carolina | L, 20-21 | 11-9-1985 | A |
| 101 | 12 | Wesley McFadden | Maryland | W, 45-16 | 11-14-1987 | H |
| 101 | 12 | Emory Smith | South Carolina | W, 38-17 | 11-18-1995 | A |
| 101 | 16 | Travis Zachery | Georgia Tech | L, 28-31 | 10-28-2000 | H |
| 101 | 19 | James Davis | Texas A&M | W, 25-24 | 9-3-2005 | H |
| 101 | 9 | Jamie Harper | North Texas | W, 35-10 | 9-4-2010 | H |
| 101 | 28 | Wayne Gallman | Syracuse | W, 16-6 | 10-25-2014 | H |
| 101 | 6 | Tavien Feaster | Louisville | W, 77-16 | 11-3-2018 | H |
| 100 | 24 | Fred Cone | Auburn | T, 20-20 | 11-26-1949 | N |
| 100 | 21 | Ray Yauger | Alabama | L, 13-38 | 10-25-1969 | H |
| 100 | 13 | Hal Davis | South Carolina | W, 7-6 | 11-25-1972 | H |
| 100 | 26 | Ken Pengitore | North Carolina | W, 37-29 | 11-10-1973 | A |
| 100 | 14 | Homer Jordan | Virginia | W, 27-24 | 10-11-1980 | A |
| 100 | 13 | Ronald Williams | Georgia | L, 12-27 | 10-5-1991 | A |
| 100 | 26 | Emory Smith | Georgia Tech | W, 24-3 | 10-28-1995 | A |

Note: Since 1938; Clemson is 61-1-3 when a player rushes for at least 156 yards.

RODERICK McDOWELL
HAD 108 RUSHING
YARDS AGAINST THE
CITADEL IN 2013.



200-YARD INDIVIDUAL PASSING GAMES

| Yds | Com-Att-I-Td | Player | Opponent | Result | Date | Site |
|------------|------------------|------------------------|-----------------------|-----------------|-------------------|----------|
| 580 | 52-70-3-3 | Deshaun Watson | Pittsburgh | L, 42-43 | 11-12-2016 | H |
| 455 | 20-27-2-5 | Tajh Boyd | Syracuse | W, 49-14 | 10-5-2013 | A |
| 435 | 27-36-1-6 | Deshaun Watson | North Carolina | W, 50-35 | 9-27-2014 | H |
| 428 | 27-38-0-5 | Tajh Boyd | Wake Forest | W, 42-13 | 10-25-2012 | A |
| 426 | 30-44-2-5 | Tajh Boyd | NC State | W, 62-48 | 11-17-2012 | H |
| 420 | 34-52-0-4 | Charlie Whitehurst | Duke | W, 34-31 | 11-2-2002 | A |
| 420 | 27-41-2-3 | Deshaun Watson | Boston College | W, 34-17 | 10-17-2015 | H |
| 420 | 36-56-0-3 | Deshaun Watson | Alabama | W, 35-31 | 1-9-2017 | N |
| 405 | 30-47-1-4 | Deshaun Watson | Alabama | L, 40-45 | 1-11-2016 | N |
| 397 | 26-41-2-2 | Tajh Boyd | Georgia Tech | W, 47-31 | 10-6-2012 | H |
| 395 | 22-39-2-3 | Trevor Lawrence | Syracuse | W, 41-6 | 9-14-2019 | A |
| 393 | 27-36-0-1 | Trevor Lawrence | South Carolina | W, 56-35 | 11-24-2018 | H |
| 386 | 30-42-0-4 | Tajh Boyd | Auburn | W, 38-24 | 9-17-2011 | H |
| 383 | 23-30-0-5 | Deshaun Watson | NC State | W, 56-41 | 10-31-2015 | A |
| 378 | 31-40-2-5 | Tajh Boyd | Ohio State | W, 40-35 | 1-3-2014 | N |
| 378 | 39-52-1-2 | Deshaun Watson | NC State | W, 24-17 | 10-15-2016 | H |
| 378 | 27-43-2-2 | Deshaun Watson | Florida State | W, 37-34 | 10-29-2016 | H |
| 377 | 24-29-1-3 | Tajh Boyd | Virginia | W, 59-10 | 11-2013 | A |
| 372 | 38-66-2-2 | Cullen Harper | Virginia Tech | L, 23-41 | 10-6-2007 | H |
| 368 | 35-48-1-2 | Deshaun Watson | Syracuse | W, 37-27 | 11-14-2015 | A |
| 367 | 27-46-0-5 | Tajh Boyd | North Carolina | W, 59-38 | 10-22-2011 | H |
| 367 | 28-38-1-3 | Tajh Boyd | Boston College | W, 45-31 | 9-29-2012 | A |
| 347 | 27-33-1-6 | Deshaun Watson | South Carolina | W, 56-7 | 11-26-2016 | H |



DESHAUN WATSON OWNS FIVE OF THE TOP-NINE PASSING PERFORMANCES IN TIGER HISTORY.

200-YARD PASSING GAMES

| Player | Years | Gms | Trevor Lawrence | 2018, 19 | 19 |
|--------------------|---------|-----|------------------|----------|----|
| Tajh Boyd | 2010-13 | 35 | Woodrow Dantzler | 1998-01 | 13 |
| Deshaun Watson | 2014-16 | 26 | Cullen Harper | 2005-07 | 13 |
| Charlie Whitehurst | 2002-05 | 24 | | | |

| | | | | | | |
|------------|------------------|------------------------|-----------------------|--------------------------|-------------------|----------|
| 347 | 20-32-0-3 | Trevor Lawrence | Alabama | W, 44-16 | 1-7-2019 | N |
| 346 | 36-50-0-2 | Tajh Boyd | Louisiana State | W, 25-24 | 12-31-2012 | N |
| 344 | 22-35-0-3 | Tajh Boyd | Florida State | W, 35-30 | 9-24-2011 | H |
| 344 | 16-23-0-5 | Tajh Boyd | Duke | W, 56-20 | 11-3-2012 | A |
| 343 | 24-32-1-2 | Brandon Streeter | Virginia | W, 33-14 | 9-11-1999 | H |
| 343 | 25-40-0-2 | Will Proctor | Boston College | L, 33-34 ^(OT) | 9-9-2006 | A |
| 343 | 27-43-2-2 | Tajh Boyd | Wake Forest | W, 31-28 | 11-12-2011 | H |
| 343 | 24-35-2-3 | Deshaun Watson | Wake Forest | W, 33-13 | 11-21-2015 | H |
| 340 | 20-26-1-4 | Tajh Boyd | Georgia Tech | W, 55-31 | 11-14-2013 | H |
| 334 | 30-44-0-1 | Tajh Boyd | Boston College | W, 24-14 | 10-12-2013 | H |
| 333 | 23-27-0-4 | Woodrow Dantzler | NC State | W, 45-37 | 10-13-2001 | A |
| 331 | 27-40-2-3 | Charlie Whitehurst | Duke | W, 40-7 | 11-15-2003 | H |
| 329 | 27-38-2-3 | Brandon Streeter | NC State | L, 39-46 | 10-31-1998 | H |
| 327 | 27-39-0-3 | Trevor Lawrence | Notre Dame | W, 30-3 | 12-29-2018 | N |
| 326 | 23-37-1-3 | Kyle Parker | Miami (Fla.) | W, 40-37 ^(OT) | 10-24-2009 | A |
| 323 | 21-43-1-1 | Thomas Ray | North Carolina | L, 13-17 | 11-6-1965 | A |
| 320 | 22-45-2-1 | Charlie Whitehurst | Maryland | L, 7-21 | 10-4-2003 | A |
| 319 | 18-32-4-1 | Brandon Streeter | Wake Forest | L, 19-29 | 9-26-1998 | H |
| 319 | 26-36-0-3 | Cole Stoudt | Oklahoma | W, 40-6 | 12-29-2014 | N |
| 316 | 22-32-0-1 | Kelly Bryant | Louisville | W, 47-21 | 9-16-2017 | A |
| 314 | 20-37-0-4 | Trevor Lawrence | Florida State | W, 59-10 | 10-27-2018 | A |
| 311 | 17-24-0-3 | Tajh Boyd | Wake Forest | W, 56-7 | 9-28-2013 | H |
| 310 | 20-29-0-2 | Tajh Boyd | Furman | W, 41-7 | 9-15-2012 | H |
| 309 | 18-34-0-1 | Charlie Whitehurst | North Carolina | W, 36-28 | 10-25-2003 | H |
| 308 | 26-39-0-1 | Trevor Lawrence | NC State | W, 41-7 | 10-20-2018 | H |
| 307 | 19-27-1-2 | Charlie Whitehurst | Temple | W, 37-7 | 10-22-2005 | H |
| 306 | 20-31-3-5 | Deshaun Watson | Louisville | W, 42-36 | 10-1-2016 | H |
| 304 | 28-42-2-0 | Charlie Whitehurst | Wake Forest | L, 27-31 | 10-1-2005 | A |
| 304 | 28-41-1-1 | Tajh Boyd | Maryland | W, 40-27 | 10-26-2013 | A |
| 304 | 32-48-1-2 | Deshaun Watson | Georgia Tech | W, 26-7 | 9-22-2016 | A |
| 302 | 18-26-1-4 | Charlie Whitehurst | South Carolina | W, 63-17 | 11-22-2003 | A |
| 302 | 22-31-0-1 | Cole Stoudt | SC State | W, 73-7 | 9-6-2014 | H |
| 302 | 16-22-0-4 | Trevor Lawrence | Virginia | W, 62-17 | 12-7-2019 | N |
| 301 | 24-50-4-0 | Brandon Streeter | Mississippi State | L, 7-17 | 12-30-1999 | N |
| 301 | 23-31-1-2 | Charlie Whitehurst | Furman | W, 28-17 | 9-6-2003 | H |
| 298 | 23-28-0-4 | Charlie Whitehurst | Middle Tennessee | W, 37-14 | 9-13-2003 | H |
| 298 | 23-38-1-3 | Charlie Whitehurst | Georgia Tech | W, 39-3 | 9-20-2003 | A |
| 297 | 28-42-0-1 | Deshaun Watson | Florida State | W, 23-13 | 11-7-2015 | H |
| 295 | 23-40-2-1 | Tajh Boyd | Georgia Tech | L, 17-31 | 10-29-2011 | A |
| 295 | 29-40-1-1 | Trevor Lawrence | Boston College | W, 27-7 | 11-10-2018 | A |
| 295 | 26-36-0-3 | Trevor Lawrence | South Carolina | W, 38-3 | 11-30-2019 | A |
| 293 | 17-27-2-2 | Willie Simmons | Florida State | L, 31-48 | 10-3-2002 | A |
| 292 | 20-26-0-1 | Cullen Harper | Duke | W, 31-7 | 11-15-2008 | H |
| 292 | 27-53-2-3 | Deshaun Watson | Troy | W, 30-24 | 9-10-2016 | H |
| 289 | 26-42-1-3 | Deshaun Watson | North Carolina | W, 45-37 | 12-5-2015 | H |
| 288 | 20-41-2-2 | Charlie Whitehurst | Wake Forest | W, 37-30 ^(OT) | 9-4-2004 | H |
| 288 | 31-55-1-2 | Charlie Whitehurst | Miami (Fla.) | L, 30-36 ^(OT) | 9-17-2005 | H |
| 288 | 21-28-0-5 | Tajh Boyd | The Citadel | W, 52-6 | 11-23-2013 | H |
| 288 | 23-34-1-3 | Deshaun Watson | Virginia Tech | W, 42-35 | 12-3-2016 | N |
| 287 | 27-38-0-0 | Charlie Whitehurst | South Carolina | W, 27-20 | 11-23-2002 | H |
| 286 | 18-25-0-2 | Nealon Greene | Wake Forest | W, 33-16 | 11-1-1997 | A |
| 285 | 29-45-0-0 | Cole Stoudt | Boston College | W, 17-13 | 10-18-2014 | A |
| 284 | 23-41-2-2 | Woodrow Dantzler | NC State | L, 31-35 | 10-9-1999 | A |
| 283 | 12-19-0-3 | Jimmy Addison | Virginia | W, 40-35 | 9-24-1966 | H |
| 283 | 16-26-0-1 | Tajh Boyd | Boston College | W, 36-14 | 10-8-2011 | H |
| 282 | 27-42-1-3 | Cole Stoudt | Wake Forest | W, 34-20 | 11-6-2014 | A |
| 279 | 22-30-1-2 | Brandon Streeter | Duke | W, 58-7 | 11-6-1999 | H |
| 279 | 20-27-0-1 | Deshaun Watson | South Carolina | W, 37-32 | 11-28-2015 | A |
| 277 | 22-40-1-0 | Woodrow Dantzler | Florida State | L, 27-41 | 11-3-2001 | H |
| 276 | 20-27-0-3 | Trevor Lawrence | NC State | W, 55-10 | 11-9-2019 | A |
| 275 | 20-42-2-1 | Charlie Whitehurst | Georgia Tech | L, 24-28 | 9-11-2004 | H |
| 275 | 16-19-0-3 | Trevor Lawrence | Boston College | W, 59-7 | 10-26-2019 | H |
| 274 | 12-20-0-4 | Charlie Whitehurst | North Carolina | W, 42-12 | 11-9-2002 | A |
| 273 | 25-55-1-0 | Patrick Sapp | Maryland | L, 23-53 | 11-14-1992 | A |
| 273 | 12-21-0-2 | Nealon Greene | Duke | W, 29-20 | 11-8-1997 | H |
| 273 | 20-22-1-5 | Cullen Harper | Central Michigan | W, 70-14 | 10-20-2007 | H |
| 272 | 26-42-1-0 | Charlie Whitehurst | Wake Forest | L, 17-45 | 11-1-2003 | A |
| 272 | 17-27-1-1 | Charlie Whitehurst | Florida State | W, 26-10 | 11-8-2003 | H |
| 272 | 23-39-1-3 | Will Proctor | Kentucky | L, 20-28 | 12-29-2006 | N |
| 272 | 23-34-1-2 | Kelly Bryant | South Carolina | W, 34-10 | 11-25-2017 | A |
| 272 | 21-27-0-4 | Trevor Lawrence | Wake Forest | W, 52-3 | 11-16-2019 | H |
| 271 | 21-53-2-1 | Rodney Williams | NC State | L, 28-30 | 10-24-1987 | H |
| 270 | 20-29-1-3 | Homer Jordan | Maryland | W, 21-7 | 11-14-1981 | H |
| 270 | 20-26-0-5 | Cullen Harper | Louisiana-Monroe | W, 49-26 | 9-8-2007 | H |
| 270 | 26-38-1-4 | Tajh Boyd | Maryland | W, 56-45 | 10-15-2011 | A |
| 270 | 18-30-0-3 | Tajh Boyd | Georgia | W, 38-35 | 8-31-2013 | H |
| 270 | 15-25-0-4 | Deshaun Watson | Boston College | W, 56-10 | 10-7-2016 | A |
| 269 | 21-32-1-3 | Charlie Whitehurst | Florida State | W, 35-14 | 11-12-2005 | H |
| 269 | 14-19-0-2 | Deshaun Watson | South Carolina | W, 35-17 | 11-29-2014 | H |
| 268 | 25-39-0-2 | Cullen Harper | NC State | W, 42-20 | 9-22-2007 | A |

200-YARD INDIVIDUAL PASSING GAMES



CULLEN HARPER HAD 13 200-YARD PASSING GAMES IN HIS CAREER.

| | | | | | | |
|-----|-----------|--------------------|----------------|--------------------------|------------|---|
| 268 | 24-35-1-1 | Trevor Lawrence | Texas A&M | W, 24-10 | 9-7-2019 | H |
| 267 | 17-29-0-2 | Deshaun Watson | NC State | W, 41-0 | 10-4-2014 | H |
| 266 | 16-19-0-3 | Cullen Harper | Furman | W, 38-10 | 9-15-2007 | H |
| 266 | 27-35-0-3 | Cullen Harper | Wake Forest | W, 44-10 | 11-10-2007 | H |
| 266 | 19-28-0-0 | Deshaun Watson | Florida State | L, 17-23 ^(OT) | 9-20-2014 | A |
| 265 | 27-44-1-2 | Charlie Whitehurst | Virginia | W, 30-27 ^(OT) | 10-11-2003 | H |
| 265 | 21-30-1-2 | Deshaun Watson | Georgia Tech | W, 43-24 | 10-10-2015 | H |
| 264 | 20-30-1-3 | Tajh Boyd | Troy | W, 43-19 | 9-3-2011 | H |
| 263 | 20-48-4-1 | Charlie Whitehurst | Texas Tech | L, 15-55 | 12-23-2002 | N |
| 262 | 20-28-1-2 | Cullen Harper | NC State | W, 27-9 | 9-13-2008 | H |
| 261 | 15-31-2-3 | Kyle Parker | Georgia Tech | L, 27-30 | 9-10-2009 | A |
| 261 | 18-29-0-3 | Tajh Boyd | Wofford | W, 35-27 | 9-10-2011 | H |
| 261 | 18-26-0-3 | Tajh Boyd | Maryland | W, 45-10 | 11-10-2012 | H |
| 259 | 23-36-2-1 | Deshaun Watson | Ohio State | W, 31-0 | 12-31-2016 | N |
| 259 | 18-33-0-2 | Trevor Lawrence | Ohio State | W, 29-23 | 12-28-2019 | N |
| 258 | 13-24-0-3 | Harvey White | Furman | W, 45-6 | 11-30-1957 | A |
| 258 | 21-37-1-0 | Charlie Whitehurst | Miami (Fla.) | W, 24-17 ^(OT) | 11-6-2004 | A |
| 254 | 18-32-0-2 | Woodrow Dantzler | Georgia Tech | W, 47-44 ^(OT) | 9-29-2001 | A |
| 252 | 9-14-0-1 | Tommy Kendrick | Virginia | W, 32-15 | 10-16-1971 | A |
| 252 | 16-23-0-0 | Woodrow Dantzler | Maryland | W, 42-30 | 10-16-1999 | A |
| 252 | 21-33-3-1 | Cullen Harper | Boston College | W, 27-21 | 11-1-2008 | A |
| 252 | 23-29-0-1 | Kelly Bryant | Miami (Fla.) | W, 38-3 | 12-2-2017 | N |
| 251 | 13-21-0-2 | Willie Jordan | Georgia Tech | L, 28-33 | 9-27-1975 | A |

| | | | | | | |
|-----|-----------|--------------------|-------------------|--------------------------|------------|---|
| 251 | 25-34-2-0 | Woodrow Dantzler | Virginia | L, 24-26 | 9-22-2001 | H |
| 251 | 18-27-0-0 | Will Proctor | Maryland | L, 12-13 | 11-4-2006 | H |
| 251 | 21-38-0-2 | Trevor Lawrence | Duke | W, 35-6 | 11-17-2018 | H |
| 250 | 20-31-0-2 | Nealon Greene | Appalachian State | W, 23-12 | 9-6-1997 | H |
| 250 | 20-32-0-0 | Nealon Greene | NC State | W, 19-17 | 9-13-1997 | A |
| 250 | 24-46-2-2 | Tajh Boyd | West Virginia | L, 33-70 | 1-4-2012 | N |
| 249 | 14-26-1-2 | Woodrow Dantzler | South Carolina | W, 31-21 | 11-20-1999 | A |
| 248 | 17-26-2-2 | Mike Eppley | NC State | W, 27-17 | 10-22-1983 | H |
| 248 | 19-26-1-3 | Deshaun Watson | Appalachian State | W, 41-10 | 9-12-2015 | H |
| 248 | 19-34-1-1 | Deshaun Watson | Auburn | W, 19-13 | 9-3-2016 | A |
| 246 | 11-23-2-1 | Jim Parker | Duke | L, 30-35 | 10-19-1963 | A |
| 246 | 19-38-3-1 | DeChane Cameron | Georgia | L, 12-27 | 10-5-1991 | A |
| 246 | 22-40-1-0 | Charlie Whitehurst | Tennessee | W, 27-14 | 1-2-2004 | N |
| 246 | 22-31-1-2 | Charlie Whitehurst | NC State | W, 31-10 | 10-13-2005 | A |
| 245 | 9-11-1-2 | Bobby Gage | Furman | W, 35-7 | 11-8-1947 | A |
| 244 | 23-39-2-0 | Tommy Kendrick | Duke | L, 10-21 | 10-24-1970 | H |
| 244 | 24-37-0-3 | Tajh Boyd | NC State | W, 26-14 | 9-19-2013 | A |
| 243 | 12-19-0-1 | Mike O'Cain | North Carolina | W, 38-35 | 11-8-1975 | A |
| 243 | 12-20-1-4 | Woodrow Dantzler | Duke | W, 59-31 | 12-1-2001 | H |
| 242 | 21-34-1-1 | Tommy Kendrick | Wake Forest | L, 20-36 | 10-17-1970 | A |
| 242 | 25-43-0-0 | Willie Simmons | Louisiana Tech | W, 33-13 | 9-7-2002 | H |
| 242 | 18-30-1-4 | Kyle Parker | Florida State | W, 40-24 | 11-7-2009 | H |
| 240 | 19-33-1-2 | Cullen Harper | Florida State | L, 27-41 | 11-8-2008 | A |
| 240 | 20-29-0-3 | Tajh Boyd | Virginia Tech | W, 38-10 | 12-3-2011 | N |
| 239 | 12-26-2-1 | Tommy Kendrick | Duke | L, 27-34 | 11-8-1969 | A |
| 239 | 18-25-0-0 | Nealon Greene | Wake Forest | W, 29-14 | 9-16-1995 | A |
| 239 | 28-44-2-0 | Kyle Parker | Florida State | L, 13-16 | 11-13-2010 | A |
| 238 | 21-34-2-0 | Tajh Boyd | NC State | L, 13-37 | 11-19-2011 | A |
| 237 | 25-48-2-1 | Tommy Kendrick | Florida State | L, 10-38 | 11-7-1970 | A |
| 237 | 20-36-1-3 | Tajh Boyd | Florida State | L, 37-49 | 9-22-2012 | A |
| 236 | 16-22-1-1 | Kelly Bryant | Kent State | W, 56-3 | 9-2-2017 | H |
| 234 | 19-26-0-2 | Kyle Parker | Virginia | W, 34-21 | 11-21-2009 | H |
| 234 | 18-37-0-0 | Trevor Lawrence | Louisiana State | L, 25-42 | 1-13-2020 | N |
| 233 | 14-25-2-4 | Bobby Gage | Auburn | W, 34-18 | 11-22-1947 | H |
| 233 | 20-29-2-3 | Trevor Lawrence | Louisville | W, 45-10 | 10-19-2019 | A |
| 231 | 13-24-1-1 | Nealon Greene | Duke | W13-6 | 10-12-1996 | A |
| 231 | 19-40-2-2 | Brandon Streeter | Duke | L, 23-28 | 10-24-1998 | A |
| 230 | 17-22-0-3 | Kelly Bryant | The Citadel | W, 61-3 | 11-18-2017 | H |
| 229 | 28-38-1-1 | Cullen Harper | South Carolina | W, 23-21 | 11-24-2007 | A |
| 229 | 19-23-0-3 | Tajh Boyd | Ball State | W, 52-27 | 9-8-2012 | H |
| 228 | 10-18-0-4 | Willie Simmons | North Carolina | W, 38-24 | 10-21-2000 | A |
| 227 | 12-17-0-3 | Ken Pengitore | North Carolina | W, 37-29 | 11-10-1973 | A |
| 226 | 8-17-5-3 | Don King | Auburn | L, 19-45 | 11-21-1953 | H |
| 226 | 26-40-1-0 | Cullen Harper | Boston College | L, 17-20 | 11-17-2007 | H |
| 225 | 20-40-3-0 | Tommy Kendrick | Georgia | L, 0-30 | 9-27-1969 | H |
| 225 | 11-18-1-2 | Steve Fuller | Virginia | W, 31-0 | 10-8-1977 | H |
| 225 | 19-27-2-0 | Tajh Boyd | South Carolina | L, 17-31 | 11-30-2013 | A |
| 223 | 15-30-1-0 | Patrick Sapp | Florida State | L, 0-57 | 9-11-1993 | A |
| 220 | 17-30-0-1 | Randy Anderson | Virginia Tech | W, 20-17 | 9-14-1985 | A |
| 220 | 18-30-2-1 | Woodrow Dantzler | NC State | W, 34-27 | 10-7-2000 | H |
| 220 | 20-34-0-2 | Kyle Parker | Auburn | L, 24-27 ^(OT) | 9-18-2010 | A |
| 218 | 15-23-0-4 | Woodrow Dantzler | Louisiana Tech | W, 49-24 | 12-31-2001 | N |
| 218 | 12-16-0-3 | Trevor Lawrence | Wofford | W, 59-14 | 11-2-2019 | H |
| 216 | 8-17-0-2 | Steve Fuller | Maryland | W, 28-24 | 11-18-1978 | A |
| 214 | 15-24-0-0 | Rodney Williams | Penn State | W, 35-10 | 1-1-1988 | N |
| 214 | 20-30-3-1 | Will Proctor | Wake Forest | W, 27-17 | 10-7-2006 | A |
| 214 | 21-38-0-1 | Kyle Parker | North Carolina | L, 16-21 | 10-9-2010 | A |
| 214 | 20-29-1-1 | Kyle Parker | NC State | W, 14-13 | 11-6-2010 | H |
| 213 | 13-23-1-1 | DeChane Cameron | Maryland | W, 40-7 | 11-16-1991 | H |
| 213 | 19-35-2-0 | Nealon Greene | Virginia | L, 3-22 | 9-23-1995 | H |
| 213 | 14-28-2-2 | Nealon Greene | Florida State | L, 28-35 | 9-20-1997 | H |
| 212 | 11-19-0-1 | Billy Ammons | NC State | W, 24-19 | 11-2-1968 | A |
| 212 | 12-17-0-1 | Ken Pengitore | North Carolina | W, 37-29 | 11-10-1973 | A |
| 212 | 22-42-1-1 | Kyle Parker | South Carolina | L, 17-34 | 11-28-2009 | A |
| 211 | 16-27-0-2 | Woodrow Dantzler | Wake Forest | W, 21-14 | 10-27-2001 | A |
| 210 | 14-21-0-2 | Chris Morocco | Virginia | W, 34-20 | 10-7-1989 | H |
| 209 | 24-35-2-1 | Cole Stoudt | Syracuse | W, 16-6 | 10-25-2014 | H |
| 208 | 24-34-1-1 | Tajh Boyd | Auburn | W, 26-19 | 9-1-2012 | N |
| 207 | 10-21-1-2 | Jimmy Addison | Wake Forest | W, 23-21 | 10-29-1966 | A |
| 207 | 11-19-0-0 | Homer Jordan | North Carolina | L, 19-24 | 11-8-1980 | H |
| 207 | 21-30-1-2 | Woodrow Dantzler | Wofford | W, 38-14 | 9-8-2001 | H |
| 207 | 22-33-0-2 | Kelly Bryant | Georgia Tech | W, 24-10 | 10-28-2017 | H |
| 206 | 12-14-1-0 | DeChane Cameron | South Carolina | W, 41-24 | 11-23-1991 | A |
| 206 | 26-33-2-0 | Nealon Greene | Virginia | L, 7-21 | 10-11-1997 | H |
| 206 | 17-37-2-2 | Cullen Harper | Nebraska | L, 21-26 | 1-1-2009 | N |
| 206 | 18-30-0-1 | Trevor Lawrence | North Carolina | W, 21-20 | 9-28-2019 | A |
| 205 | 13-23-1-2 | Patrick Sapp | North Carolina | W, 40-7 | 11-7-1992 | H |
| 205 | 21-33-0-0 | Willie Simmons | Wake Forest | W, 31-23 | 10-19-2002 | H |
| 205 | 21-29-1-0 | Charlie Whitehurst | Colorado | W, 19-10 | 12-27-2005 | N |
| 205 | 12-17-0-1 | Kelly Bryant | Texas A&M | W, 28-26 | 9-8-2018 | A |
| 204 | 17-34-3-0 | Billy Lott | Baylor | L, 18-24 | 12-31-1979 | N |
| 204 | 15-29-2-2 | Woodrow Dantzler | South Carolina | L, 15-20 | 11-17-2001 | A |
| 204 | 13-32-1-1 | Tajh Boyd | Virginia Tech | W, 23-3 | 10-1-2011 | A |
| 202 | 9-16-0-1 | Booty Payne | South Carolina | L, 14-18 | 10-23-1941 | A |
| 202 | 11-14-0-1 | Willie Jordan | Duke | L, 21-25 | 10-18-1975 | A |
| 202 | 23-33-0-1 | Deshaun Watson | Wake Forest | W, 35-13 | 11-19-2016 | A |
| 201 | 16-29-1-1 | Tommy Kendrick | Alabama | L, 13-38 | 10-25-1969 | H |
| 201 | 13-21-0-2 | Will Proctor | Duke | W, 49-20 | 11-5-2005 | H |
| 200 | 21-29-1-1 | Kelly Bryant | Wake Forest | W, 28-14 | 10-7-2017 | H |

100-YARD INDIVIDUAL RECEIVING GAMES

| Yds | Rec | Player | Opponent | Result | Date | Site |
|------------|----------|----------------------|----------------------|---------------------------|-------------------|----------|
| 227 | 16 | Sammy Watkins | Ohio State | W, 40-35 | 1-3-2014 | N |
| 202 | 8 | Sammy Watkins | Wake Forest | W, 42-13 | 10-25-2012 | A |
| 202 | 15 | Mike Williams | Pittsburgh | L, 42-43 | 11-12-2016 | H |
| 197 | 11 | DeAndre Hopkins | Boston College | W, 45-31 | 9-29-2012 | A |
| 191 | 13 | DeAndre Hopkins | Louisiana State | W, 25-24 | 12-31-2012 | N |
| 185 | 7 | Artavis Scott | South Carolina | W, 35-17 | 11-29-2014 | H |
| 182 | 7 | Rod Gardner | North Carolina | W, 38-24 | 10-21-2000 | A |
| 182 | 9 | Tee Higgins | Virginia | W, 62-17 | 12-7-2019 | N |
| 178 | 6 | Tee Higgins | The Citadel | W, 61-3 | 11-28-2017 | H |
| 176 | 5 | Martavis Bryant | Georgia Tech | W, 55-31 | 11-14-2013 | H |
| 175 | 7 | Derrick Hamilton | Maryland | L, 7-21 | 10-4-2003 | A |
| 174 | 11 | Aaron Kelly | Virginia Tech | L, 23-41 | 10-6-2007 | H |
| 174 | 9 | Mike Williams | Auburn | W, 19-13 | 9-3-2016 | A |
| 173 | 7 | DeAndre Hopkins | Georgia Tech | W, 47-31 | 10-6-2012 | H |
| 169 | 8 | Sammy Watkins | Virginia | W, 59-10 | 11-2-2013 | A |
| 164 | 6 | Artavis Scott | SC State | W, 73-7 | 9-6-2014 | H |
| 163 | 5 | Jerry Butler | Georgia Tech | W, 31-14 | 9-24-1977 | A |
| 163 | 14 | Sammy Watkins | Maryland | W, 40-27 | 10-26-2013 | A |
| 162 | 10 | Artavis Scott | Boston College | W, 34-17 | 10-17-2015 | H |
| 161 | 7 | Perry Tuttle | Wake Forest | W, 82-24 | 10-31-1981 | H |
| 157 | 9 | DeAndre Hopkins | North Carolina | W, 59-38 | 10-22-2011 | H |
| 156 | 8 | Terry Smith | Florida State | L, 0-57 | 9-11-1993 | A |
| 156 | 11 | Chansi Stuckey | Florida State | W, 35-14 | 11-12-2005 | H |
| 156 | 6 | Amari Rodgers | Florida State | W, 59-10 | 10-27-2018 | A |
| 155 | 7 | Aaron Kelly | Temple | W, 37-7 | 10-22-2005 | H |
| 155 | 10 | Sammy Watkins | Auburn | W, 38-24 | 9-17-2011 | H |
| 155 | 6 | Mike Williams | NC State | W, 41-0 | 10-4-2014 | H |
| 153 | 9 | Sammy Watkins | Georgia Tech | L, 17-31 | 10-29-2011 | A |
| 153 | 6 | Justyn Ross | Alabama | W, 44-16 | 1-7-2019 | N |
| 152 | 2 | Craig Brantley | Virginia | W, 28-9 | 11-16-1974 | H |
| 152 | 7 | Tony Horne | Wake Forest | W, 33-16 | 11-1-1997 | A |
| 152 | 9 | Airese Currie | Wake Forest | W, 37-30 ^(20T) | 9-4-2004 | H |
| 152 | 7 | Sammy Watkins | Boston College | W, 36-14 | 10-8-2011 | H |
| 151 | 10 | Perry Tuttle | Maryland | W, 21-7 | 11-14-1981 | H |
| 150 | 7 | Tee Higgins | Syracuse | W, 41-6 | 9-14-2019 | A |
| 148 | 10 | Henry Walker | Auburn | W, 34-18 | 11-22-1947 | H |
| 148 | 5 | Rod Gardner | Maryland | W, 35-14 | 10-14-2000 | H |
| 148 | 6 | Justyn Ross | Notre Dame | W, 30-3 | 12-29-2018 | N |
| 147 | 7 | Dreher Gaskin | Wake Forest | W, 18-0 | 10-31-1953 | H |
| 147 | 6 | Brian Wofford | Mississippi State | L, 7-17 | 12-30-1999 | N |
| 146 | 12 | Mike Williams | NC State | W, 24-17 | 10-15-2016 | H |
| 145 | 6 | Perry Tuttle | Furman | W, 21-0 | 9-8-1979 | H |
| 144 | 10 | Charlie Waters | Alabama | L, 13-38 | 10-25-1969 | H |
| 143 | 8 | Brian Wofford | Virginia | W, 33-14 | 9-11-1999 | H |
| 142 | 6 | Tee Higgins | South Carolina | W, 56-35 | 11-24-2018 | H |
| 141 | 8 | Jim Lanzendoen | Virginia | W, 32-27 | 10-13-1973 | H |

100-YARD RECEIVING GAMES

| Player | Years | Gms | Opponent | Date | Site | |
|-----------------|---------|------------------|------------------|---------------------------|------------|---|
| Perry Tuttle | 1978-81 | 8 | | | | |
| Sammy Watkins | 2011-13 | 15 | | | | |
| DeAndre Hopkins | 2010-12 | 12 | | | | |
| Rod Gardner | 1997-00 | 9 | | | | |
| Mike Williams | 2013-16 | 8 | | | | |
| Tee Higgins | 2017-19 | 8 | | | | |
| 141 | 7 | Sammy Watkins | Florida State | W, 35-30 | 9-24-2011 | H |
| 140 | 5 | Jerry Butler | Maryland | W, 28-24 | 11-18-1978 | A |
| 140 | 6 | Perry Tuttle | Virginia Tech | W, 13-10 | 10-4-1980 | H |
| 140 | 5 | Deon Cain | The Citadel | W, 61-3 | 11-18-2017 | H |
| 139 | 6 | Roscoe Crosby | Duke | W, 59-31 | 12-1-2001 | H |
| 139 | 3 | Germone Hopper | North Carolina | W, 50-35 | 9-27-2014 | H |
| 138 | 6 | Rod Gardner | South Carolina | W, 31-21 | 11-20-1999 | A |
| 137 | 10 | Rod Gardner | NC State | W, 34-27 | 10-7-2000 | H |
| 134 | 4 | Perry Tuttle | Wofford | W, 45-10 | 9-5-1981 | H |
| 134 | 7 | Kevin Youngblood | Texas Tech | L, 15-55 | 12-23-2002 | N |
| 134 | 9 | Aaron Kelly | South Carolina | W, 23-21 | 11-24-2007 | A |
| 133 | 12 | Airese Currie | Middle Tennessee | W, 37-14 | 9-13-2003 | H |
| 133 | 6 | Derrick Hamilton | Duke | W, 40-7 | 11-15-2003 | H |
| 132 | 4 | Charlie Waters | Virginia | W, 21-14 | 9-20-1969 | A |
| 131 | 10 | Tony Horne | Florida State | L, 28-35 | 9-20-1997 | H |
| 129 | 6 | Glenn Smith | Boston College | W, 21-2 | 11-10-1951 | H |
| 129 | 4 | Dreher Gaskin | Auburn | L, 19-45 | 11-21-1953 | H |
| 129 | 11 | Phil Rogers | North Carolina | L, 13-17 | 11-6-1965 | A |
| 129 | 5 | Terrance Rouhac | Duke | W, 54-21 | 10-20-1984 | H |
| 129 | 8 | Chansi Stuckey | Maryland | L, 12-13 | 11-4-2006 | H |
| 129 | 3 | Germone Hopper | Wake Forest | W, 33-13 | 11-21-2015 | H |
| 129 | 6 | Tee Higgins | North Carolina | W, 21-20 | 9-28-2019 | A |
| 128 | 2 | Don Kelley | Virginia | W, 32-15 | 10-16-1971 | A |
| 128 | 9 | Brian Wofford | NC State | L, 39-46 | 10-31-1998 | H |
| 128 | 5 | Rod Gardner | Maryland | W, 42-30 | 10-16-1999 | A |
| 128 | 7 | Airese Currie | Miami (Fla.) | W, 24-17 ^(20T) | 11-6-2004 | A |
| 128 | 4 | DeAndre Hopkins | Duke | W, 56-20 | 11-3-2012 | A |
| 128 | 8 | Mike Williams | Boston College | W, 17-13 | 10-18-2014 | A |
| 127 | 7 | Rod Gardner | North Carolina | W, 31-20 | 10-2-1999 | H |
| 127 | 6 | Sammy Watkins | Georgia | W, 38-35 | 8-31-2013 | H |
| 126 | 9 | Terry Smith | Maryland | L, 23-53 | 11-14-1992 | H |
| 126 | 4 | Sammy Watkins | Syracuse | W, 49-14 | 10-5-2013 | A |
| 125 | 13 | Artavis Scott | Pittsburgh | L, 42-43 | 11-12-2016 | H |
| 125 | 5 | Deon Cain | Syracuse | W, 54-0 | 11-5-2016 | H |
| 124 | 6 | Jerry Butler | North Carolina | W, 13-9 | 11-11-1978 | H |
| 124 | 10 | Perry Tuttle | Wake Forest | W, 35-33 | 11-1-1980 | A |
| 124 | 11 | Chansi Stuckey | Boston College | L, 33-34 ^(20T) | 9-9-2006 | A |
| 124 | 7 | DeAndre Hopkins | South Carolina | L, 7-29 | 11-27-2010 | H |

DEANDRE HOPKINS HAD 12 100-YARD RECEIVING GAMES IN HIS CAREER.



100-YARD INDIVIDUAL RECEIVING GAMES

| | | | | | | |
|-----|----|----------------------|-------------------------|----------------------------|-------------------|----------|
| 124 | 5 | DeAndre Hopkins | NC State | L, 13-37 | 11-19-2011 | A |
| 123 | 4 | Jerry Butler | Georgia Tech | T, 24-24 | 9-25-1976 | A |
| 123 | 6 | Antwan Wyatt | Georgia Tech | W, 24-3 | 10-28-1995 | A |
| 123 | 10 | J.J. McKelvey | Ball State | W, 30-7 | 9-21-2002 | H |
| 123 | 6 | Derrick Hamilton | Florida State | W, 26-10 | 11-8-2003 | H |
| 123 | 3 | Tee Higgins | Texas A&M | W, 28-26 | 9-8-2018 | A |
| 122 | 5 | Whitey Jordan | Furman | W, 45-6 | 11-30-1957 | A |
| 122 | 5 | Gary Cooper | West. Carolina | W, 43-0 | 9-5-1987 | H |
| 122 | 10 | Rod Gardner | Duke | W, 58-7 | 11-6-1999 | H |
| 122 | 7 | Aaron Kelly | Georgia Tech | L, 17-21 | 10-18-2008 | H |
| 122 | 8 | Artavis Scott | Wake Forest | W, 34-20 | 11-6-2014 | A |
| 122 | 6 | Mike Williams | North Carolina | W, 50-35 | 9-27-2014 | H |
| 122 | 5 | Jordan Leggett | Florida State | W, 37-34 | 10-29-2016 | A |
| 121 | 7 | Aaron Kelly | Central Michigan | W, 70-14 | 10-20-2007 | H |
| 121 | 4 | Amari Rodgers | Syracuse | W, 41-6 | 9-14-2019 | A |
| 120 | 4 | Terry Smith | Maryland | W, 40-7 | 11-16-1991 | H |
| 120 | 8 | Terry Smith | North Carolina | L, 0-24 | 11-6-1993 | A |
| 120 | 3 | Tony Horne | Duke | W, 13-6 | 10-12-1996 | A |
| 120 | 7 | Charone Peake | Syracuse | W, 37-27 | 11-14-2015 | A |
| 119 | 8 | Tony Horne | Texas El-Paso | W, 39-7 | 10-4-1997 | H |
| 119 | 4 | Tony Horne | Duke | W, 29-20 | 11-8-1997 | H |
| 119 | 13 | DeAndre Hopkins | Auburn | W, 26-19 | 9-1-2012 | N |
| 119 | 8 | Tee Higgins | NC State | W, 41-7 | 10-20-2018 | H |
| 119 | 3 | Diondre Overton | Boston College | W, 59-7 | 10-26-2019 | H |
| 118 | 5 | Phil Rogers | Auburn | L, 21-43 | 10-14-1967 | A |
| 118 | 3 | Adam Humphries | Syracuse | W, 49-14 | 10-5-2013 | A |
| 117 | 5 | Terry Smith | South Carolina | W, 41-24 | 11-23-1991 | A |
| 117 | 4 | Terry Smith | Chattanooga | W, 54-3 | 10-3-1992 | H |
| 117 | 5 | J.J. McKelvey | Florida State | L, 31-48 | 10-3-2002 | A |
| 116 | 7 | Brad O'Neal | Duke | L, 10-21 | 10-24-1970 | H |
| 115 | 4 | Glenn Smith | Furman | W, 28-21 | 11-19-1949 | A |
| 115 | 4 | Bob Poole | Duke | L, 30-35 | 10-19-1963 | A |
| 115 | 6 | Joey Walters | Georgia Tech | L, 28-33 | 9-27-1975 | A |
| 115 | 7 | Ray-Ray McCloud | Louisville | W, 47-21 | 9-16-2017 | A |
| 114 | 6 | Glenn Smith | Auburn | W, 41-0 | 11-25-1950 | A |
| 114 | 8 | Artavis Scott | Oklahoma | W, 40-6 | 12-29-2014 | N |
| 113 | 7 | Charlie Waters | North Carolina | W, 24-14 | 11-16-1968 | H |
| 113 | 6 | Sammy Watkins | Wake Forest | W, 56-7 | 9-28-2013 | H |
| 112 | 8 | Tony Horne | NC State | W, 19-17 | 9-13-1997 | A |
| 112 | 8 | Chansi Stuckey | Wake Forest | W, 37-30 ⁽²⁰¹⁷⁾ | 9-4-2004 | H |
| 112 | 5 | Chansi Stuckey | Duke | W, 49-20 | 11-5-2005 | H |
| 112 | 5 | Jacoby Ford | Nebraska | L, 21-26 | 1-1-2009 | N |
| 112 | 9 | Mike Williams | Oklahoma | W, 40-6 | 12-29-2014 | N |
| 111 | 11 | Rod Gardner | Marshall | L, 10-13 | 9-4-1999 | H |
| 111 | 9 | Justyn Ross | South Carolina | W, 38-3 | 11-30-2019 | A |
| 110 | 7 | Keith Jennings | Penn State | W, 35-10 | 1-1-1988 | N |
| 110 | 10 | Tony Horne | Appalachian State | W, 23-12 | 9-6-1997 | H |
| 110 | 11 | Sammy Watkins | NC State | W, 62-48 | 11-17-2012 | H |
| 109 | 9 | Brian Wofford | Wake Forest | W, 12-3 | 10-30-1999 | A |
| 109 | 5 | Jacoby Ford | Georgia Tech | L, 27-30 | 9-10-2009 | A |
| 108 | 7 | Jack Anderson | South Carolina | L, 13-27 | 11-22-1969 | A |
| 108 | 8 | Perry Tuttle | Baylor | L, 18-24 | 12-31-1979 | N |
| 108 | 6 | Ray Williams | Virginia | W, 55-0 | 9-8-1984 | A |
| 108 | 7 | Airese Currie | NC State | W, 26-20 | 10-30-2004 | H |
| 108 | 7 | C.J. Spiller | Duke | W, 31-7 | 11-15-2008 | H |
| 107 | 5 | John McMakin | The Citadel | W, 24-0 | 9-12-1970 | H |
| 107 | 4 | Gary Cooper | Georgia Tech | W, 33-12 | 9-26-1987 | H |
| 107 | 4 | Rod Gardner | South Carolina | W, 16-14 | 11-18-2000 | H |
| 107 | 4 | Jaron Brown | North Carolina | L, 16-21 | 10-9-2010 | A |
| 107 | 10 | DeAndre Hopkins | West Virginia | L, 33-70 | 1-4-2012 | N |
| 106 | 8 | Derrick Hamilton | NC State | W, 45-37 | 10-13-2001 | A |
| 106 | 6 | Jacoby Ford | NC State | W, 27-9 | 9-13-2008 | H |
| 106 | 6 | Jacoby Ford | Virginia | W, 34-21 | 11-21-2009 | H |
| 106 | 8 | Michael Palmer | South Carolina | L, 17-34 | 11-28-2009 | A |
| 106 | 8 | DeAndre Hopkins | Florida State | L, 13-16 | 11-13-2010 | A |
| 105 | 3 | Joe Blalock | Wake Forest | W, 20-7 | 11-11-1939 | H |
| 105 | 7 | Eddis Freeman | Tulane | L, 13-54 | 11-9-1946 | A |
| 105 | 3 | Ray Mathews | Miss. State | W, 21-7 | 10-9-1948 | A |
| 105 | 6 | Jack Anderson | NC State | W, 24-19 | 11-2-1968 | A |
| 105 | 6 | Dennis Goss | North Carolina | L, 10-26 | 11-4-1972 | H |
| 105 | 4 | Perry Tuttle | Rice | W, 19-3 | 9-13-1980 | H |
| 105 | 4 | Ray Williams | NC State | W, 27-17 | 10-22-1983 | H |
| 105 | 6 | C.J. Spiller | Boston College | W, 27-21 | 11-1-2008 | A |
| 105 | 9 | DeAndre Hopkins | South Florida | L, 26-31 | 12-31-2010 | N |
| 105 | 8 | Sammy Watkins | Maryland | W, 56-45 | 10-15-2011 | A |
| 105 | 6 | DeAndre Hopkins | Ball State | W, 52-27 | 9-8-2012 | H |
| 104 | 6 | C.J. Spiller | Miami (Fla.) | W, 40-37 ⁽²⁰¹⁷⁾ | 10-24-2009 | A |
| 104 | 5 | Sammy Watkins | Georgia Tech | W, 55-31 | 11-14-2013 | H |
| 103 | 7 | Jerry Butler | Virginia Tech | W, 38-7 | 10-7-1978 | H |
| 103 | 6 | Frank Magwood | Boston College | T, 17-17 | 9-18-1982 | H |
| 103 | 10 | J.J. McKelvey | Duke | W, 34-31 | 11-2-2002 | A |
| 103 | 8 | Chansi Stuckey | NC State | W, 31-10 | 10-13-2005 | A |
| 103 | 3 | Justyn Ross | Georgia Southern | W, 38-7 | 9-15-2018 | H |
| 102 | 3 | Derrick Hamilton | North Carolina | W, 36-28 | 10-25-2003 | H |
| 101 | 8 | Charlie Waters | Georgia | L, 0-30 | 9-27-1969 | H |
| 101 | 7 | Charlie Waters | Georgia Tech | W, 21-10 | 10-4-1969 | A |
| 101 | 3 | Jim Sursavage | Duke | L, 27-34 | 11-8-1969 | A |
| 101 | 7 | Derrick Hamilton | Duke | W, 34-31 | 11-2-2002 | A |
| 101 | 5 | Kevin Youngblood | Georgia Tech | W, 39-3 | 9-20-2003 | A |
| 101 | 7 | Kevin Youngblood | Wake Forest | L, 17-45 | 11-1-2003 | A |
| 101 | 5 | Brandon Ford | NC State | W, 62-48 | 11-17-2012 | H |
| 101 | 7 | Sammy Watkins | Boston College | W, 24-14 | 10-12-2013 | H |
| 101 | 6 | Jordan Leggett | Florida State | W, 23-13 | 11-7-2015 | H |
| 101 | 3 | Tee Higgins | South Carolina | W, 38-3 | 11-30-2019 | A |
| 100 | 3 | Jackie Calvert | Duquesne | W, 53-20 | 11-4-1950 | H |
| 100 | 4 | Terrance Roulhac | North Carolina | L, 20-21 | 11-9-1985 | A |
| 100 | 8 | Mal Lawyer | NC State | L, 39-46 | 10-31-1998 | H |
| 100 | 6 | Brian Wofford | NC State | L, 31-35 | 10-9-1999 | A |
| 100 | 10 | Kevin Youngblood | Furman | W, 28-17 | 9-6-2003 | H |
| 100 | 4 | Chansi Stuckey | Louisiana Tech | W, 51-0 | 9-30-2006 | H |
| 100 | 11 | Tyler Grisham | Virginia Tech | L, 23-41 | 10-6-2007 | H |
| 100 | 9 | Tyler Grisham | Wake Forest | W, 44-10 | 11-10-2007 | H |
| 100 | 6 | Ray-Ray McCloud | Miami (Fla.) | W, 38-3 | 12-2-2017 | N |

100-YARD RUSHER & 100-YARD RECEIVER IN A GAME

| Date | Opponent | Site | Rusher(s) | Receiver |
|------------|-------------------|------|--|--|
| 11-22-1947 | Auburn | H | Bobby Gage 18-141 | Henry Walker 10-148 |
| 11-4-1950 | Duquesne | H | Billy Hair 9-104 | Jackie Calvert 3-100 |
| 11-25-1950 | Auburn | A | Fred Cone 33-163 | Glenn Smith 6-114 |
| 11-16-1968 | North Carolina | H | Ray Yauger 35-201 | Charlie Waters 7-113 |
| 10-4-1969 | Georgia Tech | A | Ray Yauger 23-146 | Charlie Waters 4-132 |
| 10-25-1969 | Alabama | H | Ray Yauger 21-100 | Charlie Waters 10-144 |
| 11-8-1969 | Duke | A | Ray Yauger 31-141 | Jim Sursavage 3-101 |
| 9-25-1976 | Georgia Tech | A | Steve Fuller 26-111 | Jerry Butler 4-123 |
| 9-24-1977 | Georgia Tech | A | Lester Brown 28-134 | Jerry Butler 5-163 |
| 10-7-1978 | Virginia Tech | H | Steve Fuller 13-106 | Jerry Butler 7-103 |
| 11-11-1978 | North Carolina | H | Lester Brown 28-154 | Jerry Butler 6-124 |
| 9-8-1979 | Furman | H | Lester Brown 12-101 | Perry Tuttle 6-145 |
| 10-31-1981 | Wake Forest | H | Cliff Austin 13-101 | Perry Tuttle 7-161 |
| 10-20-1984 | Duke | H | Kenny Flowers 11-119 | Terrence Roulhac 5-129 |
| 11-9-1985 | North Carolina | A | Kenny Flowers 25-101 | Terrence Roulhac 4-100 |
| 1-1-1988 | Penn State | N | Terry Allen 11-105 | Keith Jennings 7-110 |
| 11-23-1991 | South Carolina | A | DeChane Cameron 20-116 | Terry Smith 5-117 |
| 10-28-1995 | Georgia Tech | A | Emory Smith 26-100 | Antwan Wyatt 6-123 |
| 9-6-1997 | Appalachian State | H | Raymond Priestner 23-138 | Tony Horne 10-110 |
| 10-2-1999 | North Carolina | H | Travis Zachery 28-129 | Rod Gardner 7-127 |
| 10-16-1999 | Maryland | A | Woodrow Dantzler 22-183 | Rod Gardner 5-128 |
| 11-6-1999 | Duke | H | Travis Zachery 17-141 | Rod Gardner 10-122 |
| 11-20-1999 | South Carolina | A | Travis Zachery 17-105 | Rod Gardner 6-138 |
| 10-7-2000 | NC State | H | Travis Zachery 31-147, Woodrow Dantzler 25-103 | Rod Gardner 10-137 |
| 10-14-2000 | Maryland | H | Travis Zachery 29-151 | Rod Gardner 5-148 |
| 10-13-2001 | NC State | A | Woodrow Dantzler 23-184 | Derrick Hamilton 6-106 |
| 12-1-2001 | Duke | H | Woodrow Dantzler 19-135, Travis Zachery 14-114 | Roscoe Crosby 6-139 |
| 10-25-2003 | North Carolina | H | Duane Coleman 13-111 | Derrick Hamilton 3-102 |
| 11-6-2004 | Miami (Fla.) | A | Reggie Merriweather 20-114 | Airese Currie 7-128 |
| 10-13-2005 | NC State | A | James Davis 12-143 | Chansi Stuckey 8-103 |
| 10-22-2005 | Temple | H | Reggie Merriweather 17-108 | Aaron Kelly 7-155 |
| 11-5-2005 | Duke | H | Reggie Merriweather 18-104 | Chansi Stuckey 5-112 |
| 9-30-2006 | Louisiana Tech | H | James Davis 11-143, C.J. Spiller 15-127, Demerrick Chancellor 11-113 | Chansi Stuckey 4-100 |
| 10-20-2007 | Central Michigan | H | Sadat Chambers 10-112 | Aaron Kelly 7-121 |
| 11-24-2007 | South Carolina | A | James Davis 23-122 | Aaron Kelly 9-134 |
| 11-13-2010 | Florida State | A | Jamie Harper 27-143 | DeAndre Hopkins 8-106 |
| 10-8-2011 | Boston College | H | Andre Ellington 22-117 | Sammy Watkins 7-152 |
| 10-15-2011 | Maryland | A | Andre Ellington 24-212 | Sammy Watkins 8-105 |
| 1-4-2012 | West Virginia | N | Andre Ellington 10-116 | DeAndre Hopkins 10-107 |
| 9-1-2012 | Auburn | N | Andre Ellington 25-228 | DeAndre Hopkins 13-119 |
| 9-29-2012 | Boston College | A | Andre Ellington 25-132 | DeAndre Hopkins 11-197 |
| 11-17-2012 | NC State | H | Andre Ellington 22-124, Tajh Boyd 18-103 | Sammy Watkins 11-110, Brandon Ford 5-101 |
| 8-31-2013 | Georgia | H | Roderick McDowell 22-132 | Sammy Watkins 6-127 |
| 10-26-2013 | Maryland | A | Roderick McDowell 30-161 | Sammy Watkins 14-163 |
| 1-3-2014 | Ohio State | N | Tajh Boyd 20-127 | Sammy Watkins 16-227 |
| 11-6-2014 | Wake Forest | A | Wayne Gallman 19-106 | Artavis Scott 8-122 |
| 11-29-2014 | South Carolina | H | Wayne Gallman 27-191 | Artavis Scott 7-185 |
| 11-7-2015 | Florida State | H | Deshaun Watson 16-107, Wayne Gallman 22-103 | Jordan Leggett 6-101 |
| 11-14-2015 | Syracuse | A | Deshaun Watson 14-105 | Charone Peake 7-120 |
| 9-3-2016 | Auburn | A | Wayne Gallman 30-123 | Mike Williams 9-174 |
| 11-26-2016 | South Carolina | H | Wayne Gallman (19-112) | Mike Williams 6-100 |
| 9-15-2018 | Georgia Southern | H | Travis Etienne (16-164) | Justyn Ross (3-103) |
| 11-24-2018 | South Carolina | H | Travis Etienne (28-150) | Tee Higgins (6-142) |
| 12-29-2018 | Notre Dame | N | Travis Etienne (14-109) | Justyn Ross (6-148) |
| 10-26-2019 | Boston College | H | Travis Etienne (16-109) | Diondre Overton (3-119) |
| 12-7-2019 | Virginia | N | Travis Etienne (14-114) | Tee Higgins (9-182) |

UNUSUAL STATISTICAL OCCURRENCES

200 RUSHING YARDS & 200 PASSING YARDS IN A GAME

| Year | Opponent | Site | Rush | Pass | Score |
|------|----------------------|------|------|------|-------|
| 1953 | Wake Forest | H | 276 | 204 | 18-0 |
| 1959 | Virginia | A | 250 | 224 | 47-0 |
| 1961 | Furman | H | 206 | 212 | 35-6 |
| 1973 | Virginia | H | 275 | 227 | 32-27 |
| | Wake Forest | H | 300 | 200 | 35-8 |
| | North Carolina | A | 250 | 212 | 37-29 |
| 1975 | North Carolina | A | 214 | 243 | 38-35 |
| 1976 | Georgia Tech | A | 248 | 234 | 24-24 |
| 1978 | The Citadel | H | 322 | 245 | 58-3 |
| | Wake Forest | A | 342 | 208 | 51-6 |
| | Maryland | A | 216 | 224 | 28-24 |
| 1981 | Duke | A | 240 | 323 | 38-10 |
| | Wake Forest | H | 536 | 220 | 82-24 |
| 1984 | Virginia | A | 302 | 233 | 55-0 |
| | Duke | H | 312 | 235 | 54-21 |
| | Wake Forest | H | 209 | 201 | 37-14 |
| 1987 | Penn State | N1 | 285 | 214 | 35-10 |
| 1989 | Virginia | H | 264 | 210 | 34-20 |
| | Wake Forest | H | 218 | 247 | 44-10 |
| 1991 | Maryland | H | 230 | 230 | 40-7 |
| | South Carolina | A | 272 | 231 | 41-23 |
| 1992 | North Carolina | H | 286 | 205 | 40-7 |
| 1995 | Western Carolina | H | 210 | 212 | 55-9 |
| | Wake Forest | A | 234 | 239 | 29-14 |
| 1996 | Wake Forest | H | 264 | 219 | 21-10 |
| 1997 | Appalachian State | H | 202 | 250 | 23-12 |
| 1998 | Furman | H | 212 | 202 | 33-0 |
| 1999 | North Carolina | H | 236 | 208 | 31-20 |
| | Maryland | A | 290 | 252 | 42-30 |
| | Duke | H | 239 | 319 | 58-7 |
| 2000 | The Citadel | H | 236 | 222 | 38-0 |
| | Missouri | H | 206 | 275 | 62-7 |
| | NC State | H | 274 | 220 | 34-27 |
| | Duke | A | 315 | 212 | 52-22 |
| 2001 | Wofford | H | 200 | 283 | 38-14 |
| | Georgia Tech | A | 248 | 254 | 47-44 |
| | NC State | A | 234 | 333 | 45-37 |
| | Duke | H | 328 | 280 | 59-31 |
| | Louisiana Tech | N2 | 273 | 275 | 49-24 |
| 2002 | Ball State | H | 203 | 209 | 30-7 |
| | North Carolina | A | 256 | 274 | 42-12 |
| 2003 | North Carolina | H | 219 | 309 | 36-28 |
| | South Carolina | A | 240 | 302 | 63-17 |
| 2005 | NC State | A | 243 | 246 | 31-10 |
| | Duke | H | 234 | 216 | 49-20 |
| 2006 | Wake Forest | A | 214 | 214 | 27-17 |
| | Temple | N3 | 337 | 222 | 63-9 |
| 2007 | NC State | A | 340 | 268 | 42-20 |
| | Central Michigan | H | 341 | 315 | 70-14 |
| | South Carolina | A | 214 | 229 | 23-21 |
| 2008 | The Citadel | H | 252 | 273 | 45-17 |
| 2009 | Florida State | H | 241 | 242 | 40-24 |
| | NC State | A | 254 | 200 | 43-23 |
| 2010 | Presbyterian College | H | 212 | 202 | 58-21 |
| 2011 | Wofford | H | 215 | 261 | 35-27 |
| | Auburn | H | 238 | 386 | 38-24 |
| | Maryland | A | 306 | 270 | 56-45 |
| | Virginia Tech | N3 | 217 | 240 | 38-10 |
| 2012 | Auburn | N4 | 320 | 208 | 26-19 |
| | Boston College | A | 209 | 367 | 45-31 |
| | Georgia Tech | H | 204 | 397 | 47-31 |
| | Duke | A | 334 | 384 | 56-20 |
| | NC State | H | 328 | 426 | 62-48 |
| 2013 | Maryland | A | 236 | 304 | 40-27 |
| | The Citadel | H | 208 | 350 | 52-6 |
| 2014 | SC State | H | 268 | 467 | 73-7 |
| | NC State | H | 226 | 267 | 41-0 |
| | South Carolina | H | 225 | 266 | 35-17 |
| 2015 | Wofford | H | 222 | 311 | 49-10 |
| | Georgia Tech | H | 201 | 336 | 43-24 |
| | NC State | A | 240 | 383 | 56-41 |
| | Florida State | H | 215 | 297 | 23-13 |
| | Syracuse | A | 202 | 368 | 37-27 |
| | South Carolina | A | 236 | 279 | 37-32 |
| | North Carolina | N3 | 319 | 289 | 45-37 |
| | Oklahoma | N5 | 312 | 218 | 37-17 |
| 2016 | SC State | H | 227 | 328 | 59-0 |
| | Louisville | H | 201 | 306 | 42-36 |
| | Boston College | A | 230 | 278 | 56-10 |
| | Wake Forest | A | 254 | 202 | 35-13 |
| | South Carolina | H | 250 | 372 | 56-0 |
| | Ohio State | N | 205 | 265 | 31-0 |
| 2017 | Kent State | H | 353 | 312 | 56-3 |
| | Louisville | A | 297 | 316 | 47-21 |
| | Georgia Tech | H | 221 | 207 | 24-10 |
| 2018 | Furman | H | 249 | 282 | 48-7 |
| | Georgia Southern | H | 309 | 286 | 38-7 |



KYLE PARKER DIRECTED THE TIGER OFFENSE TO 241 RUSHING YARDS AND 242 PASSING YARDS AGAINST FLORIDA STATE IN 2009.

| | | | | | |
|------|----------------|----|-----|-----|-------|
| | Georgia Tech | A | 248 | 232 | 49-21 |
| | Wake Forest | A | 471 | 227 | 63-3 |
| | Duke | H | 208 | 251 | 35-6 |
| | South Carolina | H | 351 | 393 | 56-35 |
| | Notre Dame | N6 | 211 | 327 | 30-3 |
| 2019 | Georgia Tech | H | 411 | 221 | 52-14 |
| | Syracuse | A | 221 | 391 | 41-6 |
| | Charlotte | H | 235 | 231 | 52-10 |
| | Florida State | H | 320 | 232 | 45-14 |
| | Louisville | A | 298 | 253 | 45-10 |
| | Boston College | H | 302 | 372 | 59-7 |
| | Wofford | H | 419 | 283 | 59-14 |
| | NC State | A | 246 | 303 | 55-10 |
| | South Carolina | A | 211 | 316 | 38-3 |
| | Virginia | N3 | 211 | 408 | 62-17 |

N1 - Orlando, Fla. (Citrus Bowl); N2 - Boise, Idaho (Humanitarian Bowl); N3 - Charlotte, N.C.; N4 - Atlanta, Ga.; N5 - Miami Gardens, Fla. (Orange Bowl); N6 - Arlington, Texas (Cotton Bowl); Note: Clemson's record when totaling at least 200 yards of each is 101-0-1.

MULTIPLE 100-YARD RUSHERS IN A GAME

| Date | Opponent | Site | Players |
|------------|----------------------|------|------------------------------|
| 11-15-1941 | Wake Forest | H | Payne (102), Sweatte (101) |
| 11-22-1941 | Furman | A | Tinsley (127), Timmons (103) |
| 10-19-1944 | South Carolina | A | Tinsley (146), Rogers (117) |
| 9-22-1945 | Presbyterian College | H | Gage (145), Reynolds (105) |
| 11-6-1948 | Furman | H | Cox (116), |

| | | | |
|------------|----------------------|---|--|
| 9-23-1950 | Presbyterian College | H | Gage (104), Cone (143), Mathews (131), Calvert (109) |
| 9-30-1950 | Missouri | A | Calvert (175), Mathews (120), Cone (111) |
| 11-18-1950 | Furman | H | Cone (145), Hair (141) |
| 9-22-1951 | Presbyterian College | H | Hair (174), Gressette (110) |
| 11-17-1951 | Furman | A | Gressette (130), George (114) |
| 11-24-1951 | Auburn | H | Gressette (174), Hair (113) |
| 11-23-1974 | South Carolina | H | Callicutt (197), Fellers (106) |
| 11-25-1978 | South Carolina | H | Brown (121), Fuller (108), Sims (104) |
| 10-9-1982 | Virginia | A | Austin (105), McCall (103), C. McSwain (103) |
| 10-23-1982 | NC State | A | Austin (109), C. McSwain (129) |
| 10-15-1983 | Duke | A | Mack (150), Flowers (112) |
| 10-12-1985 | Virginia | H | Driver (121), Flowers (111) |
| 11-2-1985 | Wake Forest | H | Flowers (141), Driver (114) |
| 11-23-1985 | South Carolina | A | Flowers (136), |

UNUSUAL STATISTICAL OCCURRENCES

| Date | Location | Category | Player(s) |
|------------|-------------------|----------|---|
| 10-10-1987 | Virginia | H | Driver (114), Allen (183), McFadden (119) |
| 11-14-1987 | Maryland | H | Allen (103), McFadden (101) |
| 9-22-1990 | Appalachian State | H | Williams (183), Witherspoon (123) |
| 10-12-1991 | Virginia | H | Williams (185), Harris (102) |
| 12-1-1991 | Duke | N1 | Blunt (163), Harris (126) |
| 10-10-1992 | Virginia | A | Blunt (141), Solomon (104) |
| 11-12-1994 | Georgia Tech | H | Pegues (136), Greene (111) |
| 11-9-1996 | Virginia | A | Dunnican (123), Priestler (122) |
| 10-7-2000 | NC State | H | Zachery (147), Dantzler (103) |
| 12-1-2001 | Duke | H | Dantzler (135), Zachery (115) |
| 11-9-2002 | North Carolina | A | Rambert (106), T. Hill (105) |
| 9-30-2006 | Louisiana Tech | H | Davis (143), Spiller (127), D. Chancellor (113) |
| 10-12-2006 | Temple | N2 | Davis (138), D. Chancellor (114) |
| 10-21-2006 | Georgia Tech | H | Davis (216), Spiller (116) |
| 9-22-2007 | NC State | A | Davis (166), Spiller (114) |
| 10-27-2007 | Maryland | A | Davis (129), Spiller (106) |
| 9-4-2010 | North Texas | H | Ellington (122), Harper (101) |
| 11-17-2012 | NC State | H | Ellington (124), Boyd (103) |
| 11-7-2015 | Florida State | H | D. Watson (107), Gallman (103) |
| 11-28-2015 | South Carolina | A | D. Watson (114), Gallman (102) |

| | | | |
|------------|----------------|----|---|
| 12-5-2015 | North Carolina | N2 | Gallman (187), D. Watson (131) |
| 12-31-2015 | Oklahoma | N3 | Gallman (150), D. Watson (145) |
| 9-23-2017 | Boston College | H | Etienne (113), K. Bryant (106) |
| 10-6-2018 | Wake Forest | A | Etienne (167), Dixon (163), Choice (128) |
| 11-3-2018 | Louisville | H | Etienne (153), Dixon (116), Feaster (101) |

N1 - Tokyo, Japan; N2 - Charlotte, N.C.; N3 - Miami Gardens, Fla.

MULTIPLE 100-YARD PASSERS IN A GAME

| Date | Opponent | Site | Player(s) |
|------------|---------------|------|---|
| 11-9-1946 | Tulane | A | Leverman (153), Hendley (101) |
| 9-26-1959 | Virginia | A | White (104), Shingler (101) |
| 10-19-1963 | Duke | A | Parker (246), Ray (118) |
| 11-20-1971 | NC State | H | Pengitore (120), Kendrick (107) |
| 9-16-1978 | The Citadel | H | Fuller (139), Lott (106) |
| 12-31-2010 | South Florida | N | K. Parker (134), Boyd (112) |
| 9-8-2012 | Ball State | H | Boyd (229), Stoudt (123) |
| 9-7-2013 | SC State | H | Boyd (169), Stoudt (143) |
| 9-6-2014 | SC State | H | Stoudt (302), D. Watson (154) |
| 11-5-2016 | Syracuse | H | Schuessler (177), D. Watson (169) |
| 11-18-2017 | The Citadel | H | K. Bryant (230), H. Johnson (144), Cooper (105) |
| 9-1-2018 | Furman | H | T. Lawrence (137), K. Bryant (132) |
| 12-7-2019 | Virginia | N | Lawrence (302), Brice (106) |

MULTIPLE 100-YARD RECEIVERS IN A GAME

| Date | Opponent | Site | Player(s) |
|------------|----------------|------|-----------------------------------|
| 10-31-1998 | NC State | H | Wofford (128), Lawyer (100) |
| 11-2-2002 | Duke | A | McKelvey (103), Hamilton (101) |
| 9-4-2004 | Wake Forest | H | Currie (152), Stuckey (112) |
| 10-6-2007 | Virginia Tech | H | Kelly (174), Grisham (100) |
| 11-17-2012 | NC State | H | S. Watkins (110), Ford (101) |
| 10-5-2013 | Syracuse | A | S. Watkins (126), Humphries (118) |
| 11-14-2013 | Georgia Tech | H | Bryant (176), S. Watkins (104) |
| 12-29-2014 | Oklahoma | N | A. Scott (114), M. Williams (112) |
| 11-5-2016 | Syracuse | H | Cain (125), M. Williams (106) |
| 11-12-2016 | Pittsburgh | H | M. Williams (202), A. Scott (125) |
| 11-18-2017 | The Citadel | H | Higgins (178), Cain (140) |
| 9-14-2019 | Syracuse | A | Higgins (150), Rodgers (121) |
| 11-30-2019 | South Carolina | A | Ross (111), Higgins (101) |

100 YARDS IN TWO CATEGORIES IN A GAME

| Date | Player | Rec. | KOR | PR | Opponent |
|------------|------------------|------|-----|-----|----------------|
| 9-20-1997 | Tony Horne | 131 | 109 | --- | Florida State |
| 10-4-1997 | Tony Horne | 119 | --- | 106 | Texas-El Paso |
| 10-25-2003 | Derrick Hamilton | 102 | 100 | --- | North Carolina |
| 12-31-2007 | C.J. Spiller | *112 | 103 | --- | Auburn |
| 10-24-2009 | C.J. Spiller | 104 | 125 | --- | Miami (Fla.) |
| 10-15-2011 | Sammy Watkins | 105 | 207 | --- | Maryland |
| 10-29-2011 | Sammy Watkins | 153 | 124 | --- | Georgia Tech |
| 9-29-2012 | Andre Ellington | *132 | 129 | --- | Boston College |

* - rushing

JAMES DAVIS (#1) AND C.J. SPILLER (#28) COMBINED FOR 332 RUSHING YARDS AGAINST GEORGIA TECH IN 2006.



RETURNS FOR TOUCHDOWNS

CLEMSON

| Year | Type | Player | Site | Opponent | Yards |
|------|------|--------------------|------|------------------|-------|
| 1951 | IR | Archie Baker | H | Auburn | 56 |
| | IR | Jimmy Quarles | A | Rice | 90 |
| 1953 | BPR | Scott Jackson | A | Boston College | 41 |
| 1954 | PR | Ken Moore | N | Wake Forest | 81 |
| | PR | Joe Pagliei | H | Presbyterian | 74 |
| | IR | Walt Laraway | H | The Citadel | 30 |
| | BPR | Walt Laraway | H | The Citadel | 39 |
| 1958 | BPR | Jim Padgett | H | North Carolina | 28 |
| | FR | Charlie Horne | H | Boston College | 28 |
| 1959 | KOR | Bill Mathis | A | Georgia Tech | 99 |
| | IR | Paul Snyder | A | Rice | 18 |
| | IR | Harry Pavlack | A | Furman | 26 |
| 1961 | PR | Elmo Lam | H | Tulane | 68 |
| 1962 | PR | Mack Matthews | A | Wake Forest | 88 |
| | KOR | Hal Davis | H | Georgia | 98 |
| 1964 | BPR | Butch Robbins | A | Wake Forest | 0 |
| | IR | Ted Bunton | H | Virginia | 48 |
| 1966 | PR | Frank Liberatore | H | Virginia | 66 |
| | IR | Richard Garick | H | North Carolina | 31 |
| 1967 | PR | Frank Liberatore | H | Georgia | 52 |
| | IR | Billy Ware | A | North Carolina | 23 |
| 1968 | FGR | Richie Luzzi | A | Georgia | 108 |
| 1970 | PR | Don Kelley | A | Wake Forest | 67 |
| | IR | Don Kelley | H | Duke | 102 |
| | PR | Don Kelley | A | Maryland | 85 |
| | IR | Jewell McLaurin | A | Maryland | 68 |
| 1971 | FR | Smiley Sanders | H | Kentucky | 1 |
| | IR | Bobby Johnson | A | Auburn | 40 |
| 1973 | IR | Frank Wise | H | Wake Forest | 36 |
| 1974 | IR | Dennis Smith | H | South Carolina | 31 |
| 1977 | IR | Rex Varn | H | Maryland | 93 |
| 1978 | IR | Rex Varn | A | NC State | 94 |
| 1979 | IR | Jeff Davis | H | Wake Forest | 17 |
| 1980 | BPR | Bill Smith | A | Virginia | 11 |
| | IR | Willie Underwood | H | South Carolina | 37 |
| 1981 | BPR | Johnny Rembert | A | South Carolina | *0 |
| 1982 | IR | Johnny Rembert | H | Duke | 43 |
| 1984 | IR | Kenny Danforth | A | Virginia | 22 |
| 1985 | BPR | Perry Williams | H | Maryland | 30 |
| 1986 | IR | Delton Hall | H | Duke | 67 |
| 1987 | PR | Donnell Woolford | H | Georgia Tech | 78 |
| | KOR | Joe Henderson | H | Georgia Tech | 95 |
| | PR | Donnell Woolford | H | Wake Forest | 67 |
| 1988 | IR | Doug Brewster | A | Georgia Tech | 68 |
| 1989 | BPR | Tony Mauney | H | Furman | *0 |
| | IR | Wayne Simmons | A | Florida State | 73 |
| | IR | Levon Kirkland | A | Virginia Tech | 47 |
| | FR | Chester McGlockton | A | West Virginia | *0 |
| 1990 | IR | Arlington Nunn | H | Long Beach State | 55 |
| | KOR | Doug Thomas | H | Long Beach State | 98 |
| | KOR | Doug Thomas | A | Maryland | 98 |
| | FR | Dexter Davis | A | NC State | 52 |
| | IR | Arlington Nunn | A | Wake Forest | 26 |
| | IR | Dexter Davis | H | North Carolina | 30 |
| | IR | Arlington Nunn | N | Illinois | 34 |
| 1991 | PR | Darnell Stephens | H | Maryland | 89 |
| 1992 | IR | James Trapp | H | Florida State | 39 |
| | FR | Michael Barber | H | Chattanooga | 91 |
| | IR | Tim Jones | H | South Carolina | 26 |
| 1994 | FR | Chris Franklin | H | NC State | 60 |
| 1995 | BPR | Andy Ford | H | Western Carolina | 26 |
| | IR | Brian Dawkins | H | North Carolina | 49 |
| 1996 | FR | Eric Bradford | H | Furman | 9 |
| | IR | Peter Ford | H | Maryland | 66 |
| | FR | Rahim Abdullah | H | NC State | 9 |
| 1997 | FR | Rahim Abdullah | A | NC State | 74 |
| | IR | Rahim Abdullah | H | Duke | 63 |
| | IR | Antwan Edwards | A | South Carolina | 42 |
| | PR | Tony Horne | A | South Carolina | 39 |
| | BPR | Chad Speck | N | Auburn | 18 |
| 1998 | FR | Chris Jones | H | Furman | *0 |
| | FR | Antwan Edwards | A | Virginia | 93 |
| | IR | Alex Ardley | A | North Carolina | 26 |
| | IR | Howard Bartley | H | South Carolina | 48 |
| 1999 | IR | Terry Jolly | H | Duke | 20 |
| 2000 | IR | Charles Hafley | H | Missouri | 27 |
| | PR | Joe Don Reames | A | Virginia | 69 |
| | PR | Brian Mance | H | Georgia Tech | 88 |
| 2001 | FR | Eric Meekins | H | Wofford | 29 |
| | KOR | Derrick Hamilton | A | Maryland | 100 |
| 2002 | FR | Bryant McNeal | A | Georgia | 55 |
| | KOR | Justin Miller | H | NC State | 80 |
| 2003 | FR | J.J. Howard | H | Furman | 17 |
| | KOR | Derrick Hamilton | H | North Carolina | 100 |
| | PR | Justin Miller | H | Duke | 63 |

| | | | | | |
|------|-----|-----------------------------------|---|-------------------|----|
| 2004 | PR | Justin Miller | H | Wake Forest | 69 |
| | KOR | Justin Miller | A | Florida State | 97 |
| | KOR | Justin Miller | A | Florida State | 86 |
| | BPR | Bobby Williamson | H | Utah State | *0 |
| | IR | Eric Coleman | H | NC State | 20 |
| 2005 | PR | Chansi Stuckey | H | Texas A&M | 47 |
| 2006 | PR | Jacoby Ford | H | Florida Atlantic | 92 |
| | FR | Sergio Gilliam | H | Florida Atlantic | 31 |
| | KOR | Jacoby Ford | H | Louisiana Tech | 94 |
| | IR | Nick Watkins | H | Louisiana Tech | 26 |
| | FR | Gaines Adams | A | Wake Forest | 66 |
| | IR | Jock McKissic | H | South Carolina | 82 |
| 2007 | KOR | C.J. Spiller | A | Duke | 84 |
| | KOR | C.J. Spiller | H | Wake Forest | 90 |
| | BPR | La'Donte Harris | A | South Carolina | 10 |
| 2008 | KOR | C.J. Spiller | N | Alabama | 96 |
| | IR | Chris Clemons | H | SC State | 32 |
| | FR | DeAndre McDaniel | N | Nebraska | 28 |
| 2009 | KOR | C.J. Spiller | H | Middle Tennessee | 96 |
| | PR | Jacoby Ford | H | Middle Tennessee | 61 |
| | PR | C.J. Spiller | H | Boston College | 77 |
| | KOR | C.J. Spiller | A | Maryland | 92 |
| | KOR | C.J. Spiller | A | Miami (Fla.) | 90 |
| | IR | DeAndre McDaniel | A | Miami (Fla.) | 23 |
| | KOR | C.J. Spiller | A | South Carolina | 88 |
| 2010 | KOR | Andre Ellington | H | Maryland | 87 |
| | IR | Xavier Brewer | H | Maryland | 61 |
| | IR | Rashard Hall | A | Boston College | 52 |
| 2011 | KOR | Sammy Watkins | A | Maryland | 89 |
| | IR | Kourtnei Brown | H | North Carolina | 20 |
| | FR | Kourtnei Brown | H | North Carolina | 26 |
| 2012 | IR | Jonathan Meeks | H | Virginia Tech | 74 |
| | FR | Corey Crawford | H | Maryland | 16 |
| 2013 | IR | Martin Jenkins | H | SC State | 52 |
| | IR | Darius Robinson | H | SC State | 35 |
| | FR | Vic Beasley | H | Boston College | 13 |
| | FR | Quandon Christian | H | The Citadel | 22 |
| 2014 | IR | Jadar Johnson | H | SC State | 60 |
| | FR | Jyles Beasley | H | NC State | 16 |
| | PR | Adam Humphries | H | Louisville | 72 |
| | IR | Ben Boulware | N | Oklahoma | 47 |
| 2015 | IR | Carlos Watkins | H | Appalachian State | 15 |
| | IR | Cordrea Tankersley | A | Miami (Fla.) | 36 |
| 2016 | IR | Mark Fields | A | Boston College | 42 |
| | IR | Tanner Muse | H | Syracuse | 64 |
| 2017 | IR | Dorian O'Daniel | A | Louisville | 44 |
| | IR | Dorian O'Daniel | A | Virginia Tech | 22 |
| | FR | Tanner Muse | A | Syracuse | 63 |
| | PR | Ray-Ray McCloud | A | NC State | 77 |
| | IR | Ryan Carter | A | South Carolina | 12 |
| 2018 | FR | Christian Wilkins, Clelin Ferrell | A | Georgia Tech | 4 |
| | IR | Isaiah Simmons | H | Louisville | 27 |
| | PR | Amari Rodgers | A | Boston College | 58 |
| | IR | A.J. Terrell | N | Alabama | 44 |
| 2019 | IR | K'Von Wallace | H | Charlotte | 66 |
| | IR | Derion Kendrick | H | Florida State | 38 |
| | FR | Logan Rudolph | H | Boston College | 39 |

OPPONENTS

| Year | Type | Player | Site | Opponent | Yards |
|------|------|-----------------|------|---------------------|-------|
| 1951 | IR | Harry Jabbusch | A | South Carolina | 13 |
| | PR | Chuck Prezioso | A | South Carolina | 74 |
| 1952 | IR | Howard Chapman | A | Florida | *0 |
| 1953 | IR | Joe Counts | H | Presbyterian | 34 |
| | PR | Dick Nolan | H | Maryland | 90 |
| | PR | Dick Zotti | A | Boston College | 70 |
| 1957 | KOR | Dick Christy | H | NC State | 97 |
| 1959 | IR | Bobby Robinson | H | Wake Forest | 69 |
| 1960 | IR | John Janus | A | Boston College | 60 |
| 1961 | FR | Jim Costen | A | South Carolina | 27 |
| 1962 | IR | Ernie Arizzi | A | Maryland | 68 |
| 1963 | IR | Ernie Arizzi | H | Maryland | 83 |
| 1964 | IR | Barry Wilson | A | Georgia | 16 |
| | IR | Ron Nalewak | A | Maryland | 20 |
| 1965 | BPR | Larry Kohn | A | Georgia | 38 |
| 1966 | PR | Mike Battle | A | Southern California | 74 |
| 1967 | PR | Jimmy Carter | A | Auburn | 61 |
| 1968 | IR | Buddy McClinton | H | Auburn | 53 |
| | PR | Tyler Hellams | H | South Carolina | 73 |
| 1970 | IR | Bill Brafford | H | North Carolina | 31 |
| 1971 | KOR | Doug Kotar | H | Kentucky | 98 |
| | IR | Don Golden | H | Georgia | 71 |
| | FR | Glenn Flynn | A | Auburn | 17 |
| | BPR | Bill Brafford | A | North Carolina | 37 |
| 1972 | FR | David Vandiver | A | Rice | *0 |
| | IR | Clyde Power | A | Oklahoma | 57 |
| | IR | Gary Faulkner | A | Georgia Tech | 49 |
| 1973 | FR | Mike Lacika | H | Virginia | *0 |
| 1974 | FR | Joel Porter | H | Georgia Tech | 19 |

| | | | | | |
|------|-----|--------------------|---|------------------|-----|
| 1975 | IR | Wyatt Washington | H | Tulane | 76 |
| 1978 | KOR | Larry Fallen | H | Virginia Tech | 100 |
| | BPR | Mike Carney | A | Maryland | *0 |
| 1980 | PR | Scott Woerner | A | Georgia | 67 |
| | IR | Dennis Tabron | H | Duke | 87 |
| | BPR | Earnest Butler | A | NC State | 5 |
| 1982 | BPR | Stan Dooley | A | Georgia | 2 |
| 1983 | IR | James Jones | H | North Carolina | 17 |
| 1984 | IR | Mark Franklin | A | NC State | 81 |
| 1985 | PR | Brian Williams | A | Kentucky | 57 |
| 1986 | BPR | Mitch Dove | H | Virginia Tech | *0 |
| | IR | Brad Edwards | H | South Carolina | 61 |
| 1987 | KOR | Jon Jeffries | A | Virginia Tech | 92 |
| | PR | Nate Lewis | H | Georgia | 76 |
| | IR | Brad Edwards | A | South Carolina | 40 |
| 1988 | PR | Deion Sanders | H | Florida State | 76 |
| | KOR | Quinton McCracken | H | Duke | 96 |
| 1989 | KOR | Marcus Mickel | A | Virginia Tech | 90 |
| 1990 | KOR | Leroy Gallman | H | Duke | 78 |
| 1991 | PR | Brian Treggs | N | California | 72 |
| 1993 | FR | Derrick Brooks | A | Florida State | 83 |
| 1994 | BPR | Ray Farmer | A | Duke | 20 |
| | IR | Benji Young | H | South Carolina | 27 |
| 1996 | PR | Dee Feaster | A | Florida State | 79 |
| 1997 | PR | Peter Warrick | H | Florida State | 90 |
| | FR | Sam Cowart | H | Florida State | *0 |
| | BPR | Tavares Tillman | A | Georgia Tech | 30 |
| | FR | Darius Clark | H | Duke | 5 |
| 1998 | IR | Mark Makovec | H | Wake Forest | 36 |
| | FR | Jason Perry | H | NC State | 36 |
| 1999 | IR | Ike Charlton | A | Virginia Tech | 34 |
| | FR | Corey Moore | A | Virginia Tech | 32 |
| 2002 | KOR | Fred Gibson | A | Georgia | 91 |
| | KOR | Leon Washington | A | Florida State | 97 |
| | BPR | Terrence Holt | H | NC State | 39 |
| | KOR | Jerricho Cotchery | H | NC State | 42 |
| | PR | Wes Welker | N | Texas Tech | 59 |
| 2003 | IR | Eric King | A | Wake Forest | 85 |
| | FR | Jyles Tucker | A | Wake Forest | 12 |
| 2004 | IR | Leroy Smith | A | Florida State | 41 |
| 2005 | BPR | Geno Hayes | H | Florida State | *0 |
| 2006 | KOR | Jeff Smith | A | Boston College | 96 |
| | BFG | Tony Carter | A | Florida State | 69 |
| | IR | Willie Young | H | NC State | 34 |
| 2007 | KOR | Darrell Blackman | A | NC State | 99 |
| | IR | D.J. Parker | H | Virginia Tech | 32 |
| | PR | Eddie Royal | H | Virginia Tech | 82 |
| | KOR | Victor Harris | H | Virginia Tech | 100 |
| 2008 | IR | Nate Irving | H | NC State | 33 |
| | IR | Dominique Reese | H | Georgia Tech | 34 |
| | BPR | Roderick Rollins | A | Boston College | 14 |
| | IR | Neefy Moffett | A | Florida State | 18 |
| 2009 | FR | Chris McCoy | H | Middle Tennessee | 68 |
| | PR | Jerrard Tarrant | A | Georgia Tech | 85 |
| | FR | Marcus Robinson | A | Miami (Fla.) | 53 |
| | IR | Jamie Robinson | H | Florida State | 52 |
| 2010 | IR | Antonio Allen | H | South Carolina | 37 |
| 2011 | FR | Bjoern Werner | H | Florida State | 25 |
| | IR | Cameron Chism | A | Maryland | 46 |
| | KOR | T.J. Thorpe | H | North Carolina | 100 |
| | PR | Mike Campanaro | H | Wake Forest | 50 |
| | FR | Darwin Cook | N | West Virginia | 99 |
| 2013 | FR | Mario Edwards Jr. | H | Florida State | 37 |
| 2014 | KOR | Todd Gurley | A | Georgia | 100 |
| | FR | Dominique Mitchell | H | SC State | 35 |
| | IR | Jamal Golden | A | Georgia Tech | 85 |
| | IR | Chris Milton | A | Georgia Tech | 62 |
| 2015 | KOR | Traveon Samuel | A | Louisville | 100 |
| | KOR | Nyheim Hines | A | NC State | 100 |
| | KOR | Kenyan Drake | N | Alabama | 95 |
| 2016 | IR | Mike Stevens | H | NC State | 28 |
| 2017 | IR | Mack Wilson | N | Alabama | 18 |
| 2018 | KOR | Hassan Hall | H | Louisville | 93 |
| | PR | Michael Walker | A | Boston College | 74 |

* - statistically not a fumble return, but rather a recovered fumble only; Note: Clemson home games in bold; stats from 1951-19.



CLASS RECORDS

RUSHING YARDS

FY Freshman: 941 by Ronald Williams (1990)
Freshman: 973 by Terry Allen (1987)
Sophomore: 1658 by Travis Etienne (2018)
Junior: 1614 by Travis Etienne (2019)
Senior: 1258 by Terrence Flagler (1986)

RUSHING YARDS PER GAME

FY Freshman: 85.6 by Ronald Williams (1990)
Freshman: 88.5 by Terry Allen (1987)
Sophomore: 110.5 by Travis Etienne (2018)
Junior: 112.1 by Raymond Priestler (1996)
Senior: 106.4 by Cliff Austin (1982)

Note: Minimum 75 percent of games played.

YARDS PER CARRY

Freshman: *7.27 by C.J. Spiller (2006)
Sophomore: 8.13 by Travis Etienne (2018)
Junior: 7.80 by Travis Etienne (2019)
Senior: 7.12 by Adam Choice (2018)

Note: Minimum 70 carries.

PASSING YARDS

Freshman: *3280 by Trevor Lawrence (2018)
Sophomore: 4104 by Deshaun Watson (2015)
Junior: 4593 by Deshaun Watson (2016)
Senior: 3851 by Tajh Boyd (2013)

PASSING EFFICIENCY

Freshman: *188.6 by Deshaun Watson (2014)
Sophomore: 166.7 by Trevor Lawrence (2019)
Junior: 165.6 by Tajh Boyd (2012)
Senior: 168.7 by Tajh Boyd (2013)

Note: Minimum 70 passing attempts.

COMPLETION PERCENTAGE

Freshman: *67.9 by Deshaun Watson (2014)
Sophomore: 67.8 by Deshaun Watson (2015)
Junior: 67.2 by Tajh Boyd (2012)
Senior: 68.5 by Tajh Boyd (2013)

Note: Minimum 70 passing attempts.

PASSING TOUCHDOWNS

Freshman: *30 by Trevor Lawrence (2018)
Sophomore: 36 by Trevor Lawrence (2019)
Junior: 41 by Deshaun Watson (2016)
Senior: 34 by Tajh Boyd (2013)

RECEPTIONS

Freshman: *82 by Sammy Watkins (2011)
Sophomore: 93 by Artavis Scott (2015)
Junior: 101 by Sammy Watkins (2013)
Senior: 98 by Mike Williams (2016)

RECEIVING YARDS

Freshman: *1219 by Sammy Watkins (2011)
Sophomore: 1030 by Mike Williams (2014)
Junior: 1464 by Sammy Watkins (2013)
Senior: 1361 by Mike Williams (2016)

YARDS PER RECEPTION

Freshman: *21.7 by Justyn Ross (2018)
Sophomore: 30.5 by Martavis Bryant (2012)
Junior: 32.1 by Gary Cooper (1988)
Senior: 30.7 by Whitey Jordan (1957)

Note: Minimum 10 receptions.

RECEIVING TOUCHDOWNS

Freshman: *12 by Sammy Watkins (2011)
Sophomore: 12 by Tee Higgins (2018)
Junior: 18 by DeAndre Hopkins (2012)
Senior: 11 by Mike Williams (2016)

TOTAL OFFENSE

Freshman: *3457 by Trevor Lawrence (2018)
Sophomore: 5209 by Deshaun Watson (2015)
Junior: 5219 by Deshaun Watson (2016)
Senior: 4251 by Tajh Boyd (2013)

POINTS

FY Freshman: 78 by Sammy Watkins (2011)
Freshman: 137 by Greg Huegel (2015)
Sophomore: 156 by Travis Etienne (2018)
Junior: 138 by Travis Etienne (2019)
Senior: 128 by C.J. Spiller (2009)

TOTAL TOUCHDOWNS

Freshman: *13 by Sammy Watkins (2011), Travis Etienne (2017)
Sophomore: 26 by Travis Etienne (2018)
Junior: 23 by Travis Etienne (2019)
Senior: 21 by C.J. Spiller (2009)

FIELD GOALS

FY Freshman: 19 by Chris Gardocki (1988)
Freshman: 27 by Greg Huegel (2015)
Sophomore: 22 by Chris Gardocki (1989), Nelson Welch (1992), Chandler Calanzano (2011)
Junior: 24 by Jad Dean (2005)
Senior: 23 by Obed Ariri (1980)

PUNT RETURN YARDS

Freshman: *362 by Darnell Stephens (1991)
Sophomore: 377 by Derrick Hamilton (2002)
Junior: 487 by Shad Bryant (1938)
Senior: 332 by Tony Horne (1997)

PUNT RETURN AVERAGE

Freshman: *12.5 by Darnell Stephens (1991)
Sophomore: 13.8 by Andre Humphrey (1993)
Junior: 18.0 by Shad Bryant (1938)
Senior: 16.9 by Bobby Gage (1948)

Note: Minimum 10 punt returns.

KICKOFF RETURN YARDS

Freshman: *826 by Sammy Watkins (2011)
Sophomore: 696 by Derrick Hamilton (2002)
Junior: 661 by Justin Miller (2004)
Senior: 755 by C.J. Spiller (2009)

KICKOFF RETURN AVERAGE

Freshman: *35.1 by Justin Miller (2002)
Sophomore: 29.1 by Joe Henderson (1987)
Junior: 34.5 by Derrick Hamilton (2003)
Senior: 32.8 by C.J. Spiller (2009)

Note: Minimum 10 kickoff returns.

ALL-PURPOSE YARDS

Freshman: *2288 by Sammy Watkins (2011)
Sophomore: 1883 by Derrick Hamilton (2002)
Junior: 2174 by Travis Etienne (2019)
Senior: 2680 by C.J. Spiller (2009)

TACKLES

Freshman: *150 by Anthony Simmons (1995)
Sophomore: 186 by Keith Adams (1999)
Junior: 170 by Bubba Brown (1978)
Senior: 175 by Jeff Davis (1981)

SACKS

FY Freshman: 7 by Dexter Lawrence (2016)
Freshman: 7 by Michael Dean Perry (1984), Chester McClockton (1989), Dexter Lawrence (2016)
Sophomore: 16 by Keith Adams (1999)
Junior: 15.5 by Da'Quan Bowers (2010)
Senior: 12.5 by Gaines Adams (2006)

TACKLES FOR LOSS

FY Freshman: 11 by Anthony Simmons (1995)
Freshman: 15 by Michael Dean Perry (1984)
Sophomore: 35 by Keith Adams (1999)
Junior: 27 by Leroy Hill (2003)
Senior: 27 by William Perry (1984), Rob Bodine (1991)

INTERCEPTIONS

Freshman: *8 by Robert O'Neal (1989), Justin Miller (2002)
Sophomore: 6 by Fred Knoebel (1950)
Junior: 8 by DeAndre McDaniel (2009)
Senior: 6 by many (5)

PASS BREAKUPS

FY Freshman: 9 by Robert O'Neal (1989), Justin Miller (2002)
Freshman: 10 by Alex Ardley (1998)
Sophomore: 13 by James Lott (1987), Justin Miller (2003)
Junior: 21 by Tye Hill (2004)
Senior: 17 by Dextra Polite (1999)

PASSES DEFENDED

Freshman: *17 by Robert O'Neal (1989), Justin Miller (2002)
Sophomore: 17 by James Lott (1987)
Junior: 21 by Tye Hill (2004)
Senior: 21 by Dextra Polite (1999)

Note: Interceptions & pass breakups.

INTERCEPTION RETURN YARDS

Freshman: *96 by Robert O'Neal (1989)
Sophomore: 109 by Rex Varn (1977)
Junior: 156 by Don Kelley (1970)
Senior: 128 by Johnny Rember (1982)

PUNTING AVERAGE

Freshman: *43.4 by Dale Hatcher (1981)
Sophomore: 43.0 by Chris Gardocki (1989)
Junior: 44.5 by Chris Gardocki (1990)
Senior: 43.7 by Dale Hatcher (1984)

SNAPS

Freshman: *1049 by Mitch Hyatt (2015)
Sophomore: 1121 by Deshaun Watson (2015)
Junior: 1115 by Deshaun Watson (2016)
Senior: 1096 by Eric Mac Lain (2015)

FY - first-year; * - also the most by a first-year freshman

SENIOR CLASS RECORDS

OVERALL WINS

| Rk | Class | Win % | W-L |
|----|-------|-------|--------|
| 1. | 2018 | .932 | 55-4 |
| | 2019 | .932 | 55-4 |
| 3. | 2017 | .893 | 50-7 |
| 4. | 2016 | .875 | 49-7 |
| 5. | 2015 | .852 | 46-8 |
| 6. | 2014 | .792 | 42-11 |
| 7. | 1990 | .833 | 40-8 |
| 8. | 1991 | .823 | 39-8-1 |
| 9. | 1989 | .813 | 38-8-2 |
| | 2013 | .717 | 38-15 |

OVERALL WIN PERCENTAGE

| Rk | Class | W-L | Win % |
|-----|-------|--------|-------|
| 1. | 2018 | 55-4 | .932 |
| | 2019 | 55-4 | .932 |
| 3. | 2017 | 50-7 | .877 |
| 4. | 2016 | 49-7 | .875 |
| 5. | 2015 | 46-8 | .852 |
| 6. | 1903 | 19-3-1 | .848 |
| 7. | 1984 | 37-6-2 | .844 |
| 8. | 1990 | 40-8 | .833 |
| 9. | 1991 | 39-8-1 | .823 |
| 10. | 1983 | 36-7-2 | .822 |

Note: Minimum 20 games.

CONFERENCE WINS

| Rk | Class | Win % | W-L |
|----|-------|-------|--------|
| 1. | 2018 | .938 | 30-2 |
| | 2019 | .938 | 30-2 |
| 3. | 2015 | .875 | 28-4 |
| | 2016 | .875 | 28-4 |
| | 2017 | .875 | 28-4 |
| 6. | 2014 | .813 | 26-6 |
| 7. | 2013 | .750 | 24-8 |
| 8. | 2012 | .719 | 23-9 |
| 9. | 1989 | .804 | 22-5-1 |
| | 1990 | .786 | 22-6 |
| | 1991 | .804 | 22-5-1 |

CONFERENCE WIN PERCENTAGE

| Rk | Class | W-L | Win % |
|-----|-------|--------|-------|
| 1. | 2018 | 30-2 | .938 |
| | 2019 | 30-2 | .938 |
| 3. | 1940 | 13-0-2 | .933 |
| 4. | 1941 | 16-1-1 | .917 |
| 5. | 2015 | 28-4 | .875 |
| | 2016 | 28-4 | .875 |
| | 2017 | 28-4 | .875 |
| 8. | 1939 | 12-2-2 | .813 |
| | 2014 | 26-6 | .813 |
| 10. | 1989 | 22-5-1 | .804 |
| | 1991 | 22-5-1 | .804 |

Note: Minimum 15 games.

HOME WINS

| Rk | Class | Win % | W-L |
|----|-------|-------|------|
| 1. | 2017 | .964 | 27-1 |
| | 2018 | .964 | 27-1 |
| | 2019 | .964 | 27-1 |
| 4. | 2014 | .929 | 26-2 |
| | 2015 | .929 | 26-2 |
| | 2016 | .929 | 26-2 |
| 7. | 2012 | .857 | 24-4 |
| | 2013 | .857 | 24-4 |
| 9. | 1990 | .885 | 23-3 |
| | 2011 | .821 | 23-5 |

HOME WIN PERCENTAGE

| Rk | Class | W-L | Win % |
|-----|-------|--------|-------|
| 1. | 1930 | 13-0-1 | .964 |
| | 2017 | 27-1 | .964 |
| | 2018 | 27-1 | .964 |
| | 2019 | 27-1 | .964 |
| 5. | 2014 | 26-2 | .929 |
| | 2015 | 26-2 | .929 |
| | 2016 | 26-2 | .929 |
| | 2012 | 26-2 | .929 |
| 8. | 1984 | 22-1-2 | .920 |
| | 2016 | 26-2 | .929 |
| 9. | 1991 | 22-2-1 | .900 |
| 10. | 1960 | 16-2 | .889 |

Note: Minimum 14 games.

INDIVIDUAL SEASON BESTS

RUSHING YARDS

| Rk | Player | Year | Car. | Yards | Avg. |
|-----|-------------------|------|------|-------|------|
| 1. | Travis Etienne | 2018 | 204 | 1658 | 8.1 |
| 2. | Travis Etienne | 2019 | 207 | 1614 | 7.8 |
| 3. | Wayne Gallman | 2015 | 283 | 1527 | 5.4 |
| 4. | Raymond Priestler | 1996 | 257 | 1345 | 5.2 |
| 5. | Raymond Priestler | 1995 | 238 | 1322 | 5.6 |
| 6. | Terrence Flagler | 1986 | 192 | 1258 | 6.6 |
| 7. | C.J. Spiller | 2009 | 216 | 1212 | 5.6 |
| 8. | Kenny Flowers | 1985 | 227 | 1200 | 5.3 |
| 9. | Terry Allen | 1988 | 216 | 1192 | 5.5 |
| 10. | James Davis | 2006 | 203 | 1187 | 5.8 |
| 11. | Andre Ellington | 2011 | 223 | 1178 | 5.3 |
| 12. | Wayne Gallman | 2016 | 232 | 1133 | 4.9 |
| 13. | Deshaun Watson | 2015 | 207 | 1105 | 5.3 |
| 14. | Andre Ellington | 2012 | 212 | 1081 | 5.1 |
| 15. | Cliff Austin | 1982 | 197 | 1064 | 5.4 |
| | James Davis | 2007 | 214 | 1064 | 5.0 |
| 17. | Woodrow Dantzler | 2001 | 221 | 1061 | 4.8 |
| 18. | Buddy Gore | 1967 | 230 | 1045 | 4.5 |
| 19. | Woodrow Dantzler | 2000 | 190 | 1028 | 5.4 |
| 20. | Travis Zachery | 2000 | 206 | 1027 | 5.0 |
| 21. | Roderick McDowell | 2013 | 189 | 1025 | 5.4 |
| 22. | Lester Brown | 1978 | 202 | 1022 | 5.1 |

RUSHING YARDS PER GAME

| Rk | Player | Year | G | Yards | Y/G |
|-----|-------------------|------|----|-------|-------|
| 1. | Raymond Priestler | 1996 | 12 | 1345 | 112.1 |
| 2. | Travis Etienne | 2018 | 15 | 1658 | 110.5 |
| 3. | Raymond Priestler | 1995 | 12 | 1322 | 110.2 |
| 4. | Wayne Gallman | 2015 | 14 | 1527 | 109.1 |
| 5. | Travis Etienne | 2019 | 15 | 1614 | 107.6 |
| 6. | Cliff Austin | 1982 | 10 | 1064 | 106.4 |
| 7. | Terrence Flagler | 1986 | 12 | 1258 | 104.8 |
| 8. | Buddy Gore | 1967 | 10 | 1045 | 104.5 |
| 9. | Kenny Flowers | 1985 | 12 | 1200 | 100.0 |
| 10. | Terry Allen | 1988 | 12 | 1192 | 99.3 |

YARDS PER CARRY

| Rk | Player | Year | Car-Yards | Y/C |
|-----|------------------|------|-----------|------|
| 1. | Lyn-J Dixon | 2018 | 62-547 | 8.82 |
| 2. | Travis Etienne | 2018 | 204-1658 | 8.13 |
| 3. | Travis Etienne | 2019 | 207-1614 | 7.80 |
| 4. | Billy Hair | 1950 | 71-525 | 7.39 |
| 5. | C.J. Spiller | 2006 | 129-938 | 7.27 |
| 6. | Andre Ellington | 2009 | 68-491 | 7.22 |
| 7. | Travis Etienne | 2017 | 107-766 | 7.16 |
| 8. | Ronald Williams | 1991 | 82-585 | 7.13 |
| 9. | Adam Choice | 2018 | 77-548 | 7.12 |
| 10. | Terrence Flagler | 1986 | 192-1258 | 6.55 |

Note: Minimum 400 yards.

RUSHING TOUCHDOWNS

| Rk | Player | Year | G | Car. | Yards | Y/C | TD |
|-----|------------------|------|----|------|-------|-----|----|
| 1. | Travis Etienne | 2018 | 15 | 204 | 1658 | 8.1 | 24 |
| 2. | Travis Etienne | 2019 | 15 | 207 | 1614 | 7.8 | 19 |
| 3. | Lester Brown | 1978 | 12 | 202 | 1022 | 5.1 | 17 |
| | James Davis | 2006 | 13 | 203 | 1187 | 5.8 | 17 |
| | Wayne Gallman | 2016 | 15 | 232 | 1133 | 4.9 | 17 |
| 6. | Travis Zachery | 1999 | 11 | 185 | 820 | 4.4 | 16 |
| 7. | Fred Cone | 1950 | 10 | 184 | 845 | 4.6 | 14 |
| | Cliff Austin | 1982 | 10 | 197 | 1064 | 5.4 | 14 |
| | Emory Smith | 1995 | 12 | 145 | 712 | 4.9 | 14 |
| 10. | Kenny Flowers | 1985 | 12 | 227 | 1200 | 5.3 | 13 |
| | Woodrow Dantzler | 2000 | 12 | 190 | 1028 | 5.4 | 13 |
| | Travis Zachery | 2000 | 12 | 206 | 1027 | 5.0 | 13 |
| | Wayne Gallman | 2015 | 14 | 283 | 1527 | 5.4 | 13 |
| | Travis Etienne | 2017 | 13 | 107 | 766 | 7.2 | 13 |

PASSING ATTEMPTS

| Rk | Player | Year | Yards | Pct. | Co. | Att. |
|-----|--------------------|------|-------|------|-----|------|
| 1. | Deshaun Watson | 2016 | 4593 | 67.0 | 388 | 579 |
| 2. | Tajh Boyd | 2011 | 3828 | 59.7 | 298 | 499 |
| 3. | Deshaun Watson | 2015 | 4104 | 67.8 | 333 | 491 |
| 4. | Charlie Whitehurst | 2003 | 3561 | 61.9 | 288 | 465 |
| 5. | Cullen Harper | 2007 | 2991 | 65.1 | 282 | 433 |
| 6. | Tajh Boyd | 2012 | 3896 | 67.2 | 287 | 427 |
| 7. | Tajh Boyd | 2013 | 3851 | 68.5 | 283 | 413 |
| 8. | Trevor Lawrence | 2019 | 3665 | 65.8 | 268 | 407 |
| 9. | Kelly Bryant | 2017 | 2802 | 65.8 | 262 | 398 |
| 10. | Trevor Lawrence | 2018 | 3280 | 65.2 | 259 | 397 |

COMPLETIONS

| Rk | Player | Year | Yards | Pct. | Att. | Co. |
|-----|--------------------|------|-------|------|------|-----|
| 1. | Deshaun Watson | 2016 | 4593 | 67.0 | 579 | 388 |
| 2. | Deshaun Watson | 2015 | 4104 | 67.8 | 491 | 333 |
| 3. | Tajh Boyd | 2011 | 3828 | 59.7 | 499 | 298 |
| 4. | Charlie Whitehurst | 2003 | 3561 | 61.9 | 465 | 288 |
| 5. | Tajh Boyd | 2012 | 3896 | 67.2 | 427 | 287 |
| 6. | Tajh Boyd | 2013 | 3851 | 68.5 | 413 | 283 |
| 7. | Cullen Harper | 2007 | 2991 | 65.1 | 433 | 282 |
| 8. | Trevor Lawrence | 2019 | 3665 | 65.8 | 407 | 268 |
| 9. | Kelly Bryant | 2017 | 2802 | 65.8 | 398 | 262 |
| 10. | Trevor Lawrence | 2018 | 3280 | 65.2 | 397 | 259 |

PASSING YARDS

| Rk | Player | Year | Att. | Co. | Pct. | Yards |
|-----|--------------------|------|------|-----|------|-------|
| 1. | Deshaun Watson | 2016 | 579 | 388 | 67.0 | 4593 |
| 2. | Deshaun Watson | 2015 | 491 | 333 | 67.8 | 4104 |
| 3. | Tajh Boyd | 2012 | 427 | 287 | 67.2 | 3896 |
| 4. | Tajh Boyd | 2013 | 413 | 283 | 68.5 | 3851 |
| 5. | Tajh Boyd | 2011 | 499 | 298 | 59.7 | 3828 |
| 6. | Trevor Lawrence | 2019 | 407 | 268 | 65.8 | 3665 |
| 7. | Charlie Whitehurst | 2003 | 465 | 288 | 61.9 | 3561 |
| 8. | Trevor Lawrence | 2018 | 397 | 259 | 65.2 | 3280 |
| 9. | Cullen Harper | 2007 | 433 | 282 | 65.1 | 2991 |
| 10. | Kelly Bryant | 2017 | 398 | 262 | 65.8 | 2802 |

PASSING YARDS PER GAME

| Rk | Player | Year | G | Co. | Att. | Yards | Y/G |
|-----|--------------------|------|----|-----|------|-------|-------|
| 1. | Deshaun Watson | 2016 | 15 | 388 | 579 | 4593 | 306.2 |
| 2. | Tajh Boyd | 2012 | 13 | 287 | 427 | 3896 | 299.7 |
| 3. | Tajh Boyd | 2013 | 13 | 283 | 413 | 3851 | 296.2 |
| 4. | Charlie Whitehurst | 2003 | 13 | 288 | 465 | 3561 | 273.9 |
| 5. | Deshaun Watson | 2015 | 15 | 333 | 491 | 4104 | 273.6 |
| 6. | Tajh Boyd | 2011 | 14 | 298 | 499 | 3828 | 273.4 |
| 7. | Trevor Lawrence | 2019 | 15 | 268 | 407 | 3665 | 244.3 |
| 8. | Cullen Harper | 2007 | 13 | 282 | 433 | 2991 | 230.1 |
| 9. | Charlie Whitehurst | 2005 | 11 | 229 | 340 | 2483 | 225.7 |
| 10. | Trevor Lawrence | 2018 | 15 | 259 | 397 | 3280 | 218.7 |

PASSING EFFICIENCY

| Rk | Player | Year | Co. | Att. | Yards | TD | I | Eff. |
|-----|-----------------|------|-----|------|-------|----|----|-------|
| 1. | Deshaun Watson | 2014 | 93 | 137 | 1466 | 14 | 2 | 188.6 |
| 2. | Tajh Boyd | 2013 | 283 | 413 | 3851 | 34 | 11 | 168.7 |
| 3. | Trevor Lawrence | 2019 | 268 | 407 | 3665 | 36 | 8 | 166.7 |
| 4. | Tajh Boyd | 2012 | 287 | 427 | 3896 | 36 | 13 | 165.6 |
| 5. | Willie Jordan | 1975 | 40 | 73 | 728 | 5 | 1 | 158.3 |
| 6. | Trevor Lawrence | 2018 | 259 | 397 | 3280 | 30 | 4 | 157.6 |
| 7. | Deshaun Watson | 2015 | 333 | 491 | 4104 | 35 | 13 | 156.3 |
| 8. | Harvey White | 1957 | 46 | 95 | 841 | 11 | 3 | 154.6 |
| 9. | Deshaun Watson | 2016 | 388 | 579 | 4593 | 41 | 17 | 151.1 |
| 10. | Mike Eppley | 1983 | 99 | 166 | 1410 | 13 | 9 | 146.0 |

Note: Minimum 70 passing attempts.

COMPLETION PERCENTAGE

| Rk | Player | Year | Co. | Att. | Yards | Pct. |
|-----|--------------------|------|-----|------|-------|------|
| 1. | Tajh Boyd | 2013 | 283 | 413 | 3851 | 68.5 |
| 2. | Deshaun Watson | 2014 | 93 | 137 | 1466 | 67.9 |
| 3. | Deshaun Watson | 2015 | 333 | 491 | 4104 | 67.8 |
| 4. | Charlie Whitehurst | 2005 | 229 | 340 | 2483 | 67.4 |
| 5. | Tajh Boyd | 2012 | 287 | 427 | 3896 | 67.2 |
| 6. | Deshaun Watson | 2016 | 388 | 579 | 4593 | 67.0 |
| 7. | Trevor Lawrence | 2019 | 268 | 407 | 3665 | 65.8 |
| 8. | Kelly Bryant | 2017 | 262 | 398 | 2802 | 65.8 |
| 9. | Trevor Lawrence | 2018 | 259 | 397 | 3280 | 65.2 |
| 10. | Cullen Harper | 2007 | 282 | 433 | 2991 | 65.1 |

Note: Minimum 100 passing attempts.

PASSING TOUCHDOWNS

| Rk | Player | Year | Co. | Att. | Yards | TD |
|----|--------------------|------|-----|------|-------|----|
| 1. | Deshaun Watson | 2016 | 388 | 579 | 4593 | 41 |
| 2. | Tajh Boyd | 2012 | 287 | 427 | 3896 | 36 |
| | Trevor Lawrence | 2019 | 268 | 407 | 3665 | 36 |
| 4. | Deshaun Watson | 2015 | 333 | 491 | 4104 | 35 |
| 5. | Tajh Boyd | 2013 | 283 | 413 | 3851 | 34 |
| 6. | Tajh Boyd | 2011 | 298 | 499 | 3828 | 33 |
| 7. | Trevor Lawrence | 2018 | 259 | 397 | 3280 | 30 |
| 8. | Cullen Harper | 2007 | 282 | 433 | 2991 | 27 |
| 9. | Woodrow Dantzler | 2001 | 203 | 334 | 2578 | 21 |
| | Charlie Whitehurst | 2003 | 288 | 465 | 3561 | 21 |

TOTAL OFFENSE YARDS

| Rk | Player | Year | Rush | Pass | Total |
|-----|--------------------|------|------|------|-------|
| 1. | Deshaun Watson | 2016 | 626 | 4593 | 5219 |
| 2. | Deshaun Watson | 2015 | 1105 | 4104 | 5209 |
| 3. | Tajh Boyd | 2012 | 514 | 3896 | 4410 |
| 4. | Tajh Boyd | 2013 | 400 | 3851 | 4251 |
| 5. | Trevor Lawrence | 2019 | 563 | 3665 | 4228 |
| 6. | Tajh Boyd | 2011 | 218 | 3828 | 4046 |
| 7. | Woodrow Dantzler | 2001 | 1061 | 2578 | 3639 |
| 8. | Charlie Whitehurst | 2003 | 49 | 3561 | 3610 |
| 9. | Kelly Bryant | 2017 | 665 | 2802 | 3467 |
| 10. | Trevor Lawrence | 2018 | 177 | 3280 | 3457 |

TOTAL OFFENSE YARDS PER GAME

| Rk | Player | Year | G | Rush | Pass | Total | Y/G |
|-----|--------------------|------|----|------|------|-------|-------|
| 1. | Deshaun Watson | 2016 | 15 | 626 | 4593 | 5219 | 347.9 |
| 2. | Deshaun Watson | 2015 | 15 | 1105 | 4104 | 5209 | 347.3 |
| 3. | Tajh Boyd | 2012 | 13 | 514 | 3896 | 4410 | 339.2 |
| 4. | Tajh Boyd | 2013 | 13 | 400 | 3851 | 4251 | 327.0 |
| 5. | Woodrow Dantzler | 2001 | 12 | 1061 | 2578 | 3639 | 303.3 |
| 6. | Tajh Boyd | 2011 | 14 | 218 | 3828 | 4046 | 289.0 |
| 7. | Trevor Lawrence | 2019 | 15 | 563 | 3665 | 4228 | 281.9 |
| 8. | Charlie Whitehurst | 2003 | 13 | 49 | 3561 | 3610 | 277.7 |
| 9. | Kelly Bryant | 2017 | 14 | 665 | 2802 | 3467 | 247.6 |
| 10. | Woodrow Dantzler | 2000 | 12 | 1028 | 1871 | 2899 | 241.6 |

ALL-PURPOSE YARDS

| Rk | Player | Year | Rush | Rec. | PR | KOR | Total |
|-----|------------------|------|------|------|------|------|-------|
| 1. | C.J. Spiller | 2009 | 1212 | 503 | 210 | 755 | 2680 |
| 2. | Sammy Watkins | 2011 | 231 | 1219 | 12 | 826 | 2288 |
| 3. | Travis Etienne | 2019 | 1614 | 432 | ---- | 128 | 2174 |
| 4. | Derrick Hamilton | 2002 | 208 | 602 | 377 | 696 | 1883 |
| 5. | Tony Horne | 1997 | 7 | 907 | 332 | 536 | 1782 |
| 6. | C.J. Spiller | 2008 | 629 | 436 | 189 | 516 | 1770 |
| 7. | Sammy Watkins | 2013 | 11 | 1464 | 0 | 293 | 1768 |
| 8. | Wayne Gallman | 2015 | 1527 | 213 | ---- | ---- | 1740 |
| 9. | Travis Etienne | 2018 | 1658 | 78 | ---- | ---- | 1736 |
| 10. | Derrick Hamilton | 2003 | 111 | 1026 | 218 | 380 | 1735 |

RECEPTIONS

| Rk | Player | Year | G | Yards | Avg. | Rec. |
|----|---------------|------|----|-------|------|------|
| 1. | Sammy Watkins | 2013 | 13 | 1464 | 14.5 | 101 |
| 2. | Mike Williams | 2016 | 15 | 1361 | 13.9 | 98 |
| 3. | Artavis Scott | 2015 | 15 | 901 | 9.7 | 93 |
| 4. | Aaron Kelly | 2007 | 13 | 1081 | 12.3 | |

INDIVIDUAL SEASON BESTS

YARDS PER RECEPTIONS

| Rk | Player | Year | Rec-Yards | Avg. |
|-----|--------------------|-------------|----------------|-------------|
| 1. | Gary Cooper | 1988 | 13-417 | 32.1 |
| 2. | Whitey Jordan | 1957 | 12-369 | 30.7 |
| 3. | Martavis Bryant | 2012 | 10-305 | 30.5 |
| 4. | Don Kelley | 1971 | 18-505 | 28.1 |
| 5. | Ray Mathews | 1948 | 14-379 | 27.1 |
| 6. | Glenn Smith | 1950 | 22-498 | 22.6 |
| 7. | Joe Pagliei | 1955 | 10-223 | 22.3 |
| 8. | Justyn Ross | 2018 | 46-1000 | 21.7 |
| 9. | Craig Brantley | 1975 | 22-475 | 21.6 |
| 10. | Joe Blalock | 1939 | 15-322 | 21.5 |

Note: Minimum 10 receptions.

RECEIVING TOUCHDOWNS

| Rk | Player | Year | G | Rec. | Yards | Avg. | TD |
|----|--------------------|-------------|-----------|-----------|-------------|-------------|----------|
| 1. | DeAndre Hopkins | 2012 | 13 | 82 | 1405 | 17.1 | 18 |
| 2. | Tee Higgins | 2019 | 15 | 59 | 1167 | 19.8 | 13 |
| 3. | Sammy Watkins | 2011 | 13 | 82 | 1219 | 14.9 | 12 |
| | Sammy Watkins | 2013 | 13 | 101 | 1464 | 14.5 | 12 |
| | Tee Higgins | 2018 | 15 | 59 | 936 | 15.9 | 12 |
| 6. | Aaron Kelly | 2007 | 13 | 88 | 1081 | 12.3 | 11 |
| | Mike Williams | 2016 | 15 | 98 | 1361 | 13.9 | 11 |
| 8. | Derrick Hamilton | 2003 | 13 | 62 | 1026 | 16.5 | 10 |
| 9. | Deon Cain | 2016 | 15 | 38 | 724 | 19.1 | 9 |
| | Justyn Ross | 2018 | 15 | 46 | 1000 | 21.7 | 9 |

TOTAL TOUCHDOWNS

| Rk | Player | Year | Rush | Rec. | Ret. | TD |
|-----|-----------------|------|------|------|------|----|
| 1. | Travis Etienne | 2018 | 24 | 2 | 0 | 26 |
| 2. | Travis Etienne | 2019 | 19 | 4 | 0 | 23 |
| 3. | C.J. Spiller | 2009 | 12 | 4 | 5 | 21 |
| 4. | Travis Zachery | 2000 | 13 | 5 | 0 | 18 |
| | DeAndre Hopkins | 2012 | 0 | 18 | 0 | 18 |
| 6. | Lester Brown | 1978 | 17 | 0 | 0 | 17 |
| | James Davis | 2006 | 17 | 0 | 0 | 17 |
| | Wayne Gallman | 2016 | 17 | 0 | 0 | 17 |
| 9. | Travis Zachery | 1999 | 16 | 0 | 0 | 16 |
| 10. | Fred Cone | 1950 | 14 | 1 | 0 | 15 |
| | Emory Smith | 1995 | 14 | 1 | 0 | 15 |

PUNT RETURN YARDS

| Rk | Player | Year | PR | Avg. | Yards |
|-----|----------------------|-------------|-----------|------------|------------|
| 1. | Shad Bryant | 1938 | 27 | 18.0 | 487 |
| 2. | Don Kelley | 1970 | 24 | 16.2 | 389 |
| 3. | Derrick Hamilton | 2002 | 35 | 10.8 | 377 |
| 4. | Darnell Stephens | 1991 | 29 | 12.5 | 362 |
| 5. | Donnell Woolford | 1987 | 23 | 15.0 | 345 |
| 6. | Justin Miller | 2004 | 26 | 13.0 | 339 |
| 7. | Tony Horne | 1997 | 32 | 10.4 | 332 |
| 8. | Ray-Ray McCloud | 2017 | 25 | 12.1 | 303 |
| 9. | Willie Jordan | 1977 | 33 | 9.1 | 300 |
| 10. | Amari Rodgers | 2018 | 39 | 7.7 | 299 |

PUNT RETURN AVERAGE

| Rk | Player | Year | PR | Yards | Avg. |
|-----|----------------|------|----|-------|------|
| 1. | Brian Mance | 2000 | 6 | 192 | 32.0 |
| 2. | C.J. Spiller | 2009 | 8 | 210 | 26.3 |
| 3. | Elmo Lam | 1961 | 8 | 179 | 22.4 |
| 4. | Joe Pagliei | 1954 | 7 | 134 | 19.1 |
| 5. | Harry Pavilack | 1960 | 6 | 112 | 18.7 |
| 6. | Shad Bryant | 1938 | 27 | 487 | 18.0 |
| 7. | Bobby Gage | 1948 | 12 | 203 | 16.9 |
| 8. | Jeff Siepe | 1971 | 9 | 148 | 16.4 |
| 9. | Don Kelley | 1970 | 24 | 389 | 16.2 |
| 10. | Jackie Calvert | 1950 | 14 | 225 | 16.1 |

Note: Minimum five punt returns.

KICKOFF RETURN YARDS

| Rk | Player | Year | KOR | Avg. | Yards |
|-----|------------------|------|-----|------|-------|
| 1. | Sammy Watkins | 2011 | 33 | 25.0 | 826 |
| 2. | C.J. Spiller | 2009 | 23 | 32.8 | 755 |
| 3. | Derrick Hamilton | 2002 | 32 | 21.8 | 696 |
| 4. | Andre Humphrey | 1993 | 29 | 22.9 | 663 |
| 5. | Justin Miller | 2004 | 20 | 33.1 | 661 |
| 6. | Marcus Gilchrist | 2010 | 27 | 23.7 | 639 |
| 7. | Brian Mance | 2001 | 25 | 23.5 | 588 |
| 8. | Terrence Roulhac | 1986 | 18 | 32.1 | 578 |
| 9. | Bob Bosler | 1970 | 28 | 20.3 | 568 |
| 10. | C.J. Spiller | 2007 | 19 | 28.8 | 547 |

KICKOFF RETURN AVERAGE

| Rk | Player | Year | KOR | Yards | Avg. |
|-----|------------------|------|-----|-------|------|
| 1. | Justin Miller | 2002 | 13 | 456 | 35.1 |
| 2. | Derrick Hamilton | 2003 | 11 | 380 | 34.5 |
| 3. | Justin Miller | 2004 | 20 | 661 | 33.1 |
| 4. | C.J. Spiller | 2009 | 23 | 755 | 32.8 |
| 5. | Jacoby Ford | 2006 | 13 | 426 | 32.8 |
| 6. | Terrence Roulhac | 1986 | 18 | 578 | 32.1 |
| 7. | Derrick Hamilton | 2001 | 15 | 476 | 31.7 |
| 8. | Doug Thomas | 1990 | 11 | 333 | 30.3 |
| 9. | Bill Mathis | 1959 | 10 | 294 | 29.4 |
| 10. | Joe Henderson | 1987 | 14 | 407 | 29.1 |

Note: Minimum 10 kickoff returns.

PUNTING AVERAGE

| Rk | Player | Year | Punts | Yards | Avg. |
|-----|----------------|------|-------|-------|------|
| 1. | Chris Gardocki | 1990 | 58 | 2580 | 44.5 |
| 2. | David Sims | 1979 | 79 | 3468 | 43.8 |
| 3. | Dale Hatcher | 1984 | 54 | 2361 | 43.7 |
| 4. | Dale Hatcher | 1983 | 47 | 2051 | 43.6 |
| 5. | Banks McFadden | 1939 | 65 | 2828 | 43.5 |
| 6. | Dale Hatcher | 1981 | 44 | 1908 | 43.4 |
| 7. | Chris Gardocki | 1989 | 48 | 2062 | 43.0 |
| 8. | Jimmy Maners | 2007 | 55 | 2354 | 42.8 |
| 9. | Kevin Laird | 1997 | 67 | 2865 | 42.8 |
| 10. | Chris Gardocki | 1988 | 45 | 1924 | 42.8 |

NET PUNTING AVERAGE

| Rk | Player | Year | Net |
|-----|--------------------|-------------|-------------|
| 1. | Dale Hatcher | 1984 | 42.4 |
| 2. | Will Spiers | 2019 | 41.7 |
| 3. | David Sims | 1979 | 40.6 |
| 4. | Dawson Zimmerman | 2010 | 40.6 |
| 5. | Dale Hatcher | 1983 | 40.5 |
| 6. | Dale Hatcher | 1981 | 40.5 |
| 7. | Bradley Pinion | 2014 | 40.3 |
| 8. | Chris Gardocki | 1989 | 39.4 |
| 9. | Chris Gardocki | 1990 | 39.3 |
| 10. | Dale Hatcher | 1982 | 38.8 |

Note: Does not factor in touchbacks.

FIELD GOALS MADE

| Rk | Player | Year | Pct. | Att. | Made |
|-----|--------------------|------|------|------|------|
| 1. | Greg Huegel | 2015 | 84.4 | 32 | 27 |
| 2. | Jad Dean | 2005 | 77.4 | 31 | 24 |
| 3. | Obed Ariri | 1980 | 76.7 | 30 | 23 |
| 4. | Chris Gardocki | 1989 | 75.9 | 29 | 22 |
| | Chris Gardocki | 1990 | 78.6 | 28 | 22 |
| | Nelson Welch | 1992 | 78.6 | 28 | 22 |
| | Mark Buchholz | 2007 | 61.1 | 36 | 22 |
| | Chandler Catanzaro | 2011 | 81.5 | 27 | 22 |
| 9. | Ammon Lakip | 2014 | 75.0 | 28 | 21 |
| 10. | Richard Jackson | 2009 | 64.5 | 31 | 20 |

FIELD GOALS ATTEMPTED

| Rk | Player | Year | Made | Pct. | Att. |
|----|-----------------|------|------|------|------|
| 1. | Mark Buchholz | 2007 | 22 | 61.1 | 36 |
| 2. | Greg Huegel | 2015 | 27 | 84.4 | 32 |
| 3. | Chris Gardocki | 1988 | 19 | 59.4 | 32 |
| 4. | Jad Dean | 2005 | 24 | 77.4 | 31 |
| | Richard Jackson | 2009 | 20 | 64.5 | 31 |
| 6. | Obed Ariri | 1980 | 23 | 76.7 | 30 |
| 7. | Chris Gardocki | 1989 | 22 | 75.9 | 29 |
| 8. | Chris Gardocki | 1990 | 22 | 78.6 | 28 |
| | Nelson Welch | 1991 | 19 | 67.9 | 28 |
| | Nelson Welch | 1992 | 22 | 78.6 | 28 |
| | Ammon Lakip | 2014 | 21 | 75.0 | 28 |

EXTRA POINTS MADE

| Rk | Player | Year | Att. | Pct. | Made |
|-----|--------------------|-------------|-----------|--------------|-----------|
| 1. | B.T. Potter | 2019 | 79 | 100.0 | 79 |
| 2. | Greg Huegel | 2018 | 78 | 97.4 | 76 |
| 3. | Greg Huegel | 2016 | 73 | 97.3 | 71 |
| 4. | Chandler Catanzaro | 2013 | 61 | 98.4 | 60 |
| 5. | Chandler Catanzaro | 2012 | 59 | 96.6 | 57 |
| 6. | Greg Huegel | 2015 | 61 | 91.8 | 56 |
| 7. | Chandler Catanzaro | 2011 | 53 | 98.1 | 52 |
| 8. | Mark Buchholz | 2007 | 48 | 100.0 | 48 |
| 9. | Jad Dean | 2006 | 50 | 92.0 | 46 |
| 10. | Aaron Hunt | 2000 | 47 | 95.7 | 45 |

EXTRA POINTS ATTEMPTED

| Rk | Player | Year | Made | Pct. | Att. |
|-----|--------------------|-------------|-----------|--------------|-----------|
| 1. | B.T. Potter | 2019 | 79 | 100.0 | 79 |
| 2. | Greg Huegel | 2018 | 76 | 97.4 | 78 |
| 3. | Greg Huegel | 2016 | 71 | 97.3 | 73 |
| 4. | Chandler Catanzaro | 2013 | 60 | 98.4 | 61 |
| | Greg Huegel | 2015 | 56 | 91.8 | 61 |
| 6. | Chandler Catanzaro | 2012 | 57 | 96.6 | 59 |
| 7. | Chandler Catanzaro | 2011 | 52 | 98.1 | 53 |
| 8. | Jad Dean | 2006 | 46 | 92.0 | 50 |
| 9. | Mark Buchholz | 2007 | 48 | 100.0 | 48 |
| 10. | Charles Radcliffe | 1950 | 38 | 80.9 | 47 |
| | Aaron Hunt | 2000 | 45 | 95.7 | 47 |

KICK SCORING

| Rk | Player | Year | FG-FGA | PAT | TP |
|----|--------------------|-------------|--------------|--------------|------------|
| 1. | Greg Huegel | 2015 | 27-32 | 56-61 | 137 |
| 2. | Chandler Catanzaro | 2011 | 22-27 | 52-53 | 118 |
| | B.T. Potter | 2019 | 13-21 | 79-79 | 118 |
| 4. | Mark Buchholz | 2007 | 22-36 | 48-48 | 114 |
| 5. | Greg Huegel | 2016 | 14-19 | 71-73 | 113 |
| 6. | Chandler Catanzaro | 2012 | 18-19 | 57-59 | 111 |
| 7. | Greg Huegel | 2018 | 11-16 | 76-78 | 109 |
| 8. | Chris Gardocki | 1989 | 22-29 | 41-41 | 107 |
| 9. | Jad Dean | 2005 | 24-31 | 34-35 | 106 |
| | Ammon Lakip | 2014 | 21-28 | 43-44 | 106 |

SCORING

| Rk | Player | Year | TD | FG | *PAT | TP |
|-----|--------------------|-------------|------------|-----------|-----------|------------|
| 1. | Travis Etienne | 2018 | 26 | --- | --- | 156 |
| 2. | Travis Etienne | 2019 | 23 | --- | --- | 138 |
| 3. | Greg Huegel | 2015 | --- | 27 | 56 | 137 |
| 4. | C.J. Spiller | 2009 | 21 | --- | 2 | 128 |
| 5. | Chandler Catanzaro | 2011 | --- | 22 | 52 | 118 |
| | B.T. Potter | 2019 | --- | 13 | 79 | 118 |
| 7. | Mark Buchholz | 2007 | --- | 22 | 48 | 114 |
| 8. | Greg Huegel | 2016 | --- | 14 | 71 | 113 |
| 9. | Chandler Catanzaro | 2012 | --- | 18 | 57 | 111 |
| 10. | Greg Huegel | 2018 | --- | 11 | 76 | 109 |

* - total points

INTERCEPTIONS

| Rk | Player | Year | Yards | TD | Int. |
|----|------------------|------|-------|----|------|
| 1. | Robert O'Neal | 1989 | 96 | 0 | 8 |
| | Justin Miller | 2002 | 50 | 0 | 8 |
| | DeAndre McDaniel | 2009 | 128 | 1 | 8 |
| 4. | Fred Knoebel | 1951 | 29 | 0 | 7 |
| 5. | Dennis Smith | 1974 | 47 | 1 | 6 |
| | Steve Ryan | 1977 | 67 | 0 | 6 |
| | Terry Kinard | 1981 | 31 | 0 | 6 |
| | Terry Kinard | 1982 | 3 | 0 | 6 |
| | Johnny Rembert | 1982 | 128 | 1 | 6 |
| | Dexter Davis | 1990 | 32 | 1 | 6 |
| | Brian Dawkins | 1995 | 55 | 1 | 6 |
| | Robert Carswell | 1999 | 72 | 0 | 6 |
| | Alex Ardley | 2000 | 61 | 0 | 6 |
| | Brian Mance | 2002 | 1 | 0 | 6 |
| | Michael Hamlin | 2008 | 111 | 0 | 6 |
| | Rashard Hall | 2009 | 67 | 0 | 6 |

INTERCEPTION RETURN YARDS

| Rk | Player | Year | TD | Int. | Yards |
|-----|------------------|------|----|------|-------|
| 1. | Don Kelley | 1970 | 1 | 3 | 156 |
| 2. | Rex Varn | 1978 | 1 | 4 | 148 |
| 3. | Crezdon Butler | 2008 | 0 | 4 | 142 |
| 4. | Jimmy Quarles | 1951 | 1 | 4 | 140 |
| 5. | Johnny Rembert | 1982 | 1 | 6 | 128 |
| | DeAndre McDaniel | 2009 | 1 | 8 | 128 |
| 7. | Arlington Nunn | 1990 | 3 | 3 | 115 |
| | Leomont Evans | 1995 | 0 | 4 | 115 |
| 9. | Michael Hamlin | 2008 | 0 | 6 | 111 |
| 10. | Rex Varn | 1977 | 1 | 4 | 109 |

YEARLY LEADERS

SCORING

| Year | Player, Pos. | TD | FG | PAT | Pts |
|------|---------------------|----|----|-----|-----|
| 1927 | Bob McCarley, FB | 5 | 0 | 1 | 31 |
| 1928 | O.D. Padgett, BB | 7 | 0 | 0 | 42 |
| 1929 | Goat McMillan, TB | 9 | 0 | 0 | 54 |
| 1930 | Maxcey Welch, TB | 10 | 0 | 4 | 64 |
| 1931 | J.M. Lambert, WB | 1 | 0 | 0 | 6 |
| | E.R. Patterson, RB | 1 | 0 | 0 | 6 |
| | Fred Hook, TB | 1 | 0 | 0 | 6 |
| 1932 | Henry Woodward, RB | 5 | 0 | 0 | 30 |
| 1933 | Gene Willimon, TB | 2 | 0 | 0 | 12 |
| | Bill Dillard, RB | 2 | 0 | 0 | 12 |
| 1934 | Randy Hinson, RB | 3 | 0 | 0 | 18 |
| 1935 | Mac Folger, BB | 6 | 0 | 0 | 36 |
| 1936 | Mac Fogler, BB | 8 | 0 | 0 | 48 |
| 1937 | Red Pearson, BB | 3 | 1 | 8 | 29 |
| 1938 | Banks McFadden, TB | 5 | 0 | 0 | 30 |
| | Shad Bryant, WB | 5 | 0 | 0 | 30 |
| 1939 | Shad Bryant, WB | 4 | 0 | 8 | 32 |
| 1940 | Aubrey Rion, RB | 4 | 0 | 4 | 28 |
| 1941 | Charlie Timmons, FB | 9 | 0 | 23 | 77 |
| 1942 | Marion Butler, TB | 6 | 0 | 0 | 36 |
| 1943 | James Whitmire, WB | 4 | 0 | 0 | 24 |
| 1944 | Bill Rogers, FB | 6 | 0 | 1 | 37 |
| 1945 | Jim Reynolds, BB | 5 | 0 | 0 | 30 |
| | Marion Butler, TB | 5 | 0 | 0 | 30 |
| 1946 | Dutch Leverman, RB | 4 | 0 | 0 | 24 |
| | Chip Clark, WR | 4 | 0 | 0 | 24 |
| 1947 | Jim Reynolds, EB | 8 | 0 | 0 | 48 |
| 1948 | Ray Mathews, WB | 13 | 0 | 0 | 78 |
| 1949 | Fred Cone, FB | 9 | 0 | 1 | 55 |
| 1950 | Fred Cone, FB | 15 | 0 | 2 | 92 |
| 1951 | Glenn Smith, WR | 7 | 0 | 0 | 42 |
| 1952 | Billy Hair, TB | 3 | 0 | 0 | 18 |
| | Don King, RB | 3 | 0 | 0 | 18 |
| | Red Whitten, FB | 3 | 0 | 0 | 18 |
| | Buck George, WB | 3 | 0 | 0 | 18 |
| 1953 | Dreher Gaskin, WR | 5 | 0 | 0 | 30 |
| 1954 | Jim Coleman, RB | 5 | 0 | 1 | 31 |
| 1955 | Joe Pagliei, RB | 7 | 0 | 1 | 43 |
| 1956 | Joel Wells, RB | 8 | 0 | 0 | 48 |
| 1957 | Bob Spooner, RB | 5 | 0 | 0 | 30 |

| | | | | | |
|------|-------------------------|----|----|----|-----|
| | Bill Mathis, RB | 5 | 0 | 0 | 30 |
| 1958 | Harvey White, QB | 5 | 0 | 0 | 30 |
| 1959 | Bill Mathis, RB | 11 | 0 | 4 | 70 |
| 1960 | Bill McGuirt, RB | 9 | 0 | 0 | 54 |
| 1961 | Ron Scrudato, RB | 8 | 0 | 0 | 48 |
| 1962 | Rodney Rogers, PK | 0 | 7 | 13 | 34 |
| 1963 | Frank Pearce, PK | 0 | 4 | 21 | 33 |
| 1964 | Hal Davis, RB | 5 | 0 | 0 | 30 |
| 1965 | Hugh Mauldin, RB | 4 | 0 | 0 | 24 |
| | Thomas Ray, QB | 4 | 0 | 0 | 24 |
| 1966 | Jacky Jackson, TB | 8 | 0 | 0 | 48 |
| 1967 | Buddy Gore, TB | 9 | 0 | 0 | 54 |
| 1968 | Ray Yauger, TB | 7 | 0 | 2 | 42 |
| 1969 | Ray Yauger, TB | 11 | 0 | 2 | 68 |
| 1970 | Eddie Seigler, PK | 0 | 8 | 16 | 40 |
| 1971 | Eddie Seigler, PK | 0 | 11 | 14 | 47 |
| 1972 | Eddie Seigler, PK | 0 | 11 | 14 | 47 |
| 1973 | Smiley Sanders, RB | 10 | 0 | 0 | 60 |
| 1974 | Mark Fellers, QB | 9 | 0 | 0 | 54 |
| 1975 | Steve Fuller, QB | 6 | 0 | 0 | 36 |
| 1977 | Lester Brown, TB | 9 | 0 | 0 | 54 |
| 1978 | Lester Brown, TB | 17 | 0 | 0 | 102 |
| 1979 | Obed Ariri, PK | 0 | 16 | 14 | 62 |
| 1980 | Obed Ariri, PK | 0 | 23 | 18 | 87 |
| 1981 | Cliff Austin, TB | 9 | 0 | 0 | 54 |
| 1982 | Cliff Austin, TB | 14 | 0 | 0 | 84 |
| 1983 | Bob Paulling, PK | 0 | 18 | 36 | 90 |
| 1984 | Donald Igwebuike, PK | 0 | 16 | 41 | 89 |
| 1985 | Kenny Flowers, TB | 13 | 0 | 0 | 78 |
| 1986 | Terrence Flagler, TB | 13 | 0 | 0 | 78 |
| 1987 | David Treadwell, PK | 0 | 18 | 33 | 87 |
| 1988 | Terry Allen, TB | 10 | 0 | 0 | 60 |
| 1989 | Chris Gardocki, PK | 0 | 22 | 41 | 107 |
| 1990 | Chris Gardocki, PK | 0 | 22 | 30 | 96 |
| 1991 | Nelson Welch, PK | 0 | 19 | 31 | 88 |
| 1992 | Nelson Welch, PK | 0 | 22 | 23 | 89 |
| 1993 | Nelson Welch, PK | 0 | 15 | 17 | 62 |
| 1994 | Nelson Welch, PK | 0 | 16 | 14 | 62 |
| 1995 | Emory Smith, FB | 15 | 0 | 0 | 90 |
| 1996 | Raymond Priestester, TB | 7 | 0 | 2 | 44 |
| 1997 | David Richardson, PK | 0 | 13 | 17 | 56 |
| 1998 | David Richardson, PK | 0 | 8 | 20 | 44 |

| | | | | | |
|------|-------------------------|----|----|----|-----|
| 1999 | Travis Zachery, TB | 16 | 0 | 0 | 96 |
| 2000 | Travis Zachery, TB | 18 | 0 | 0 | 108 |
| 2001 | Aaron Hunt, PK | 0 | 10 | 44 | 74 |
| 2002 | Aaron Hunt, PK | 0 | 17 | 37 | 88 |
| 2003 | Aaron Hunt, PK | 0 | 18 | 38 | 92 |
| 2004 | Reggie Merriweather, TB | 11 | 0 | 0 | 66 |
| 2005 | Jad Dean, PK | 0 | 24 | 34 | 106 |
| 2006 | James Davis, RB | 17 | 0 | 0 | 102 |
| 2007 | Mark Buchholz, PK | 0 | 22 | 48 | 114 |
| 2008 | Mark Buchholz, PK | 0 | 15 | 40 | 85 |
| 2009 | C.J. Spiller, RB | 21 | 0 | 2 | 128 |
| 2010 | Chandler Catanzaro, PK | 0 | 14 | 34 | 76 |
| 2011 | Chandler Catanzaro, PK | 0 | 22 | 52 | 118 |
| 2012 | Chandler Catanzaro, PK | 0 | 18 | 57 | 111 |
| 2013 | Chandler Catanzaro, PK | 0 | 13 | 60 | 99 |
| 2014 | Ammon Lakip, PK | 0 | 21 | 43 | 106 |
| 2015 | Greg Huegel, PK | 0 | 27 | 56 | 137 |
| 2016 | Greg Huegel, PK | 0 | 14 | 71 | 113 |
| 2017 | Travis Etienne, RB | 13 | 0 | 0 | 78 |
| 2018 | Travis Etienne, RB | 26 | 0 | 0 | 156 |
| 2019 | Travis Etienne, RB | 23 | 0 | 0 | 138 |

RUSHING YARDS

| Year | Player, Pos. | Car. | Yards | Avg. |
|------|---------------------|------|-------|------|
| 1935 | Joe (Net) Berry, TB | 99 | 457 | 4.5 |
| 1936 | Mac Fogler, FB | 144 | 522 | 3.6 |
| 1937 | Don Willis, WB | 99 | 329 | 3.3 |
| 1938 | Don Willis, FB | 103 | 483 | 4.7 |
| 1939 | Charlie Timmons, FB | 146 | 556 | 3.8 |
| 1940 | Chippy Maness, TB | 86 | 472 | 5.4 |
| 1941 | Charlie Timmons, FB | 149 | 635 | 4.3 |
| 1942 | Marion Butler, TB | 145 | 616 | 4.2 |
| 1943 | James Whitmire, WB | 72 | 376 | 5.2 |
| 1944 | Sid Tinsley, TB | 126 | 479 | 3.8 |
| 1945 | Dewey Quinn, FB | 89 | 392 | 4.4 |
| 1946 | Bobby Gage, TB | 58 | 264 | 4.5 |
| 1947 | Bobby Gage, TB | 114 | 502 | 4.4 |
| 1948 | Ray Mathews, WB | 113 | 646 | 5.7 |
| 1949 | Ray Mathews, TB | 118 | 728 | 6.0 |
| 1950 | Fred Cone, FB | 184 | 845 | 4.6 |
| 1951 | Billy Hair, TB | 160 | 698 | 4.4 |
| 1952 | Red Whitten, FB | 115 | 445 | 4.0 |

CLIFF AUSTIN LED THE TIGERS
IN SCORING IN 1981 AND 1982.



YEARLY LEADERS

| | | | | |
|------|-------------------------|-----|------|-----|
| 1953 | Don King, QB | 79 | 243 | 3.1 |
| 1954 | Joel Wells, RB | 74 | 352 | 4.8 |
| 1955 | Joel Wells, RB | 135 | 782 | 5.8 |
| 1956 | Joel Wells, RB | 174 | 803 | 4.6 |
| 1957 | Bob Spooner, RB | 88 | 358 | 4.1 |
| 1958 | Doug Cline, FB | 103 | 450 | 4.3 |
| 1959 | Doug Cline, FB | 119 | 482 | 4.1 |
| 1960 | Bill McGuirt, FB | 99 | 320 | 3.2 |
| 1961 | Ron Scrudato, FB | 99 | 341 | 3.4 |
| 1962 | Pat Crain, FB | 94 | 348 | 3.7 |
| 1963 | Pat Crain, FB | 137 | 513 | 3.7 |
| 1964 | Hal Davis, RB | 87 | 533 | 6.1 |
| 1965 | Hugh Mauldin, RB | 194 | 664 | 3.4 |
| 1966 | Buddy Gore, TB | 186 | 750 | 4.0 |
| 1967 | Buddy Gore, TB | 230 | 1045 | 4.5 |
| 1968 | Buddy Gore, TB | 184 | 776 | 4.2 |
| 1969 | Ray Yauger, TB | 223 | 968 | 4.3 |
| 1970 | Ray Yauger, TB | 183 | 711 | 3.9 |
| 1971 | Rick Gilstrap, TB | 144 | 514 | 3.6 |
| 1972 | Wade Hughes, RB | 177 | 761 | 4.3 |
| 1973 | Smiley Sanders, RB | 113 | 627 | 5.5 |
| 1974 | Ken Callicutt, RB | 161 | 809 | 5.0 |
| 1975 | Ken Callicutt, RB | 145 | 572 | 3.9 |
| 1976 | Warren Ratchford, TB | 119 | 676 | 5.7 |
| 1977 | Warren Ratchford, TB | 118 | 616 | 5.2 |
| 1978 | Lester Brown, TB | 202 | 1022 | 5.1 |
| 1979 | Marvin Sims, FB | 158 | 743 | 4.7 |
| 1980 | Chuck McSwain, TB | 114 | 544 | 4.8 |
| 1981 | Cliff Austin, TB | 163 | 824 | 5.1 |
| 1982 | Cliff Austin, TB | 197 | 1064 | 5.4 |
| 1983 | Kevin Mack, FB | 151 | 862 | 5.7 |
| 1984 | Stacey Driver, TB | 139 | 627 | 4.5 |
| 1985 | Kenny Flowers, TB | 227 | 1200 | 5.3 |
| 1986 | Terrence Flagler, TB | 192 | 1258 | 6.6 |
| 1987 | Terry Allen, TB | 183 | 973 | 5.3 |
| 1988 | Terry Allen, TB | 216 | 1192 | 5.5 |
| 1989 | Joe Henderson, TB | 178 | 848 | 4.8 |
| 1990 | Ronald Williams, TB | 178 | 941 | 5.3 |
| 1991 | Rodney Blunt, TB | 175 | 747 | 4.3 |
| 1992 | Rodney Blunt, TB | 149 | 812 | 5.4 |
| 1993 | Derrick Witherspoon, TB | 111 | 519 | 4.7 |
| 1994 | Lamont Pegues, TB | 92 | 390 | 4.2 |
| 1995 | Raymond Priestler, TB | 231 | 1322 | 5.6 |
| 1996 | Raymond Priestler, TB | 257 | 1345 | 5.2 |
| 1997 | Raymond Priestler, TB | 223 | 956 | 4.3 |
| 1998 | Travis Zachery, TB | 158 | 635 | 4.0 |
| 1999 | Travis Zachery, TB | 185 | 820 | 4.4 |
| 2000 | Woodrow Dantzler, QB | 190 | 1028 | 5.4 |
| 2001 | Woodrow Dantzler, QB | 221 | 1061 | 4.8 |
| 2002 | Yusef Kelly, RB | 125 | 520 | 4.2 |
| 2003 | Duane Coleman, TB | 133 | 615 | 4.6 |
| 2004 | Reggie Merriweather, TB | 136 | 670 | 4.9 |
| 2005 | James Davis, RB | 165 | 879 | 5.3 |
| 2006 | James Davis, RB | 203 | 1187 | 5.8 |
| 2007 | James Davis, RB | 214 | 1064 | 5.0 |
| 2008 | James Davis, RB | 171 | 751 | 4.4 |
| 2009 | C.J. Spiller, RB | 216 | 1212 | 5.6 |
| 2010 | Jamie Harper, RB | 197 | 760 | 3.9 |
| 2011 | Andre Ellington, RB | 224 | 1178 | 5.3 |
| 2012 | Andre Ellington, RB | 212 | 1081 | 5.1 |
| 2013 | Roderick McDowell, RB | 189 | 1025 | 5.4 |
| 2014 | Wayne Gallman, RB | 161 | 769 | 4.8 |
| 2015 | Wayne Gallman, RB | 283 | 1527 | 5.4 |
| 2016 | Wayne Gallman, RB | 232 | 1133 | 4.9 |
| 2017 | Travis Etienne, RB | 107 | 766 | 7.2 |
| 2018 | Travis Etienne, RB | 204 | 1658 | 8.1 |
| 2019 | Travis Etienne, RB | 207 | 1614 | 7.8 |

PASSING YARDS/EFFICIENCY

| Year | Player | Att. | Cm. | Pct. | Yards |
|------|-----------------|------|-----|------|-------|
| 1935 | Joe (Net) Berry | 72 | 42 | 58.3 | 422 |
| 1936 | Joe (Net) Berry | 99 | 32 | 32.3 | 434 |
| 1937 | Bob Bailey | 88 | 35 | 39.8 | 579 |
| 1938 | Bob Bailey | 35 | 18 | 51.4 | 272 |
| 1939 | Banks McFadden | 70 | 31 | 44.3 | 581 |
| 1940 | Chippy Maness | 51 | 19 | 37.3 | 388 |
| 1941 | Booty Payne | 90 | 36 | 40.0 | 582 |
| 1942 | Butch Butler | 90 | 38 | 42.2 | 504 |
| 1943 | Butch Butler | 34 | 12 | 35.3 | 166 |
| 1944 | Sid Tinsley | 51 | 11 | 21.6 | 248 |
| 1945 | Butch Butler | 45 | 11 | 24.4 | 239 |
| 1946 | Dutch Leverman | 62 | 26 | 41.9 | 501 |

| Year | Player | Att. | Cm. | Pct. | Yards | Eff. |
|------|-------------|------|-----|------|-------|-------|
| 1947 | Bobby Gage | 109 | 47 | 41.3 | 1002 | 126.7 |
| 1948 | Bobby Gage | 105 | 42 | 40.0 | 799 | 119.5 |
| 1949 | Ray Mathews | 72 | 24 | 33.3 | 487 | 100.9 |
| 1950 | Billy Hair | 71 | 29 | 40.8 | 644 | 128.1 |
| 1951 | Billy Hair | 164 | 67 | 40.9 | 1004 | 93.6 |

| | | | | | | |
|------|--------------------|-----|-----|------|------|-------|
| 1952 | Don King | 69 | 23 | 33.3 | 317 | 52.5 |
| 1953 | Don King | 98 | 46 | 46.9 | 706 | 101.8 |
| 1954 | Don King | 72 | 32 | 44.4 | 468 | 92.4 |
| 1955 | Don King | 79 | 33 | 41.8 | 586 | 96.4 |
| 1956 | Charlie Bussey | 68 | 26 | 38.2 | 330 | 78.8 |
| 1957 | Harvey White | 95 | 46 | 48.4 | 841 | 154.6 |
| 1958 | Harvey White | 87 | 43 | 49.4 | 492 | 89.2 |
| 1959 | Harvey White | 107 | 56 | 52.3 | 770 | 123.8 |
| 1960 | Lowndes Shingler | 145 | 61 | 44.1 | 790 | 79.0 |
| 1961 | Jim Parker | 98 | 46 | 46.9 | 735 | 108.4 |
| 1962 | Jim Parker | 67 | 30 | 44.8 | 431 | 77.9 |
| 1963 | Jim Parker | 117 | 52 | 44.4 | 728 | 88.6 |
| 1964 | Thomas Ray | 59 | 21 | 35.6 | 253 | 60.3 |
| 1965 | Thomas Ray | 175 | 74 | 42.3 | 1019 | 85.0 |
| 1966 | Jimmy Addison | 186 | 103 | 55.4 | 1491 | 125.5 |
| 1967 | Jimmy Addison | 174 | 82 | 47.1 | 924 | 89.7 |
| 1968 | Billy Ammons | 162 | 74 | 45.7 | 1006 | 90.8 |
| 1969 | Tommy Kendrick | 227 | 107 | 47.1 | 1457 | 97.8 |
| 1970 | Tommy Kendrick | 267 | 133 | 49.8 | 1407 | 96.5 |
| 1971 | Tommy Kendrick | 152 | 64 | 42.1 | 1040 | 96.8 |
| 1972 | Ken Pengitore | 131 | 55 | 42.0 | 831 | 85.6 |
| 1973 | Ken Pengitore | 188 | 82 | 43.6 | 1370 | 110.4 |
| 1974 | Mark Fellers | 92 | 42 | 45.7 | 783 | 142.1 |
| 1975 | Willie Jordan | 73 | 40 | 54.8 | 728 | 158.3 |
| 1976 | Steve Fuller | 116 | 58 | 50.0 | 835 | 114.4 |
| 1977 | Steve Fuller | 205 | 106 | 51.7 | 1655 | 124.8 |
| 1978 | Steve Fuller | 187 | 101 | 54.0 | 1515 | 130.1 |
| 1979 | Billy Lott | 174 | 90 | 51.7 | 1184 | 108.4 |
| 1980 | Homer Jordan | 172 | 85 | 49.4 | 1311 | 111.4 |
| 1981 | Homer Jordan | 196 | 107 | 54.6 | 1630 | 130.5 |
| 1982 | Homer Jordan | 100 | 55 | 55.5 | 674 | 104.2 |
| 1983 | Mike Eppley | 166 | 99 | 59.6 | 1410 | 146.0 |
| 1984 | Mike Eppley | 213 | 116 | 54.5 | 1494 | 123.8 |
| 1985 | Randy Anderson | 123 | 63 | 51.2 | 703 | 96.4 |
| 1986 | Rodney Williams | 200 | 98 | 49.0 | 1245 | 99.9 |
| 1987 | Rodney Williams | 209 | 101 | 48.3 | 1486 | 107.9 |
| 1988 | Rodney Williams | 186 | 78 | 41.9 | 1144 | 98.2 |
| 1989 | Chris Morocco | 134 | 79 | 59.0 | 1131 | 141.7 |
| 1990 | DeChane Cameron | 194 | 98 | 50.5 | 1185 | 108.6 |
| 1991 | DeChane Cameron | 226 | 126 | 55.7 | 1601 | 115.5 |
| 1992 | Patrick Sapp | 144 | 60 | 41.7 | 750 | 88.1 |
| 1993 | Patrick Sapp | 133 | 66 | 49.6 | 1084 | 122.0 |
| 1994 | Nealon Greene | 94 | 51 | 54.3 | 524 | 102.4 |
| 1995 | Nealon Greene | 202 | 116 | 57.4 | 1537 | 129.8 |
| 1996 | Nealon Greene | 219 | 111 | 50.7 | 1446 | 110.9 |
| 1997 | Nealon Greene | 290 | 180 | 62.1 | 2212 | 138.1 |
| 1998 | Brandon Streeter | 282 | 150 | 53.2 | 1948 | 116.5 |
| 1999 | Woodrow Dantzler | 201 | 112 | 55.7 | 1506 | 127.5 |
| 2000 | Woodrow Dantzler | 244 | 137 | 56.1 | 1871 | 129.7 |
| 2001 | Woodrow Dantzler | 334 | 203 | 60.8 | 2578 | 139.8 |
| 2002 | Charlie Whitehurst | 214 | 123 | 57.5 | 1554 | 128.3 |
| 2003 | Charlie Whitehurst | 465 | 288 | 61.9 | 3561 | 135.6 |
| 2004 | Charlie Whitehurst | 349 | 177 | 50.7 | 2067 | 97.3 |
| 2005 | Charlie Whitehurst | 340 | 229 | 67.4 | 2483 | 133.5 |
| 2006 | Will Proctor | 304 | 183 | 60.2 | 2353 | 135.3 |
| 2007 | Cullen Harper | 433 | 282 | 65.1 | 2991 | 141.0 |
| 2008 | Cullen Harper | 360 | 221 | 61.4 | 2601 | 126.2 |
| 2009 | Kyle Parker | 369 | 205 | 55.6 | 2526 | 124.4 |
| 2010 | Kyle Parker | 341 | 196 | 57.5 | 2213 | 117.2 |
| 2011 | Tajh Boyd | 499 | 298 | 59.7 | 3828 | 141.2 |
| 2012 | Tajh Boyd | 427 | 287 | 67.2 | 3896 | 165.6 |
| 2013 | Tajh Boyd | 413 | 283 | 68.5 | 3851 | 168.7 |
| 2014 | Deshawn Watson | 137 | 93 | 67.9 | 1466 | 188.6 |
| 2015 | Deshawn Watson | 491 | 333 | 67.8 | 4104 | 156.3 |
| 2016 | Deshawn Watson | 579 | 388 | 67.0 | 4593 | 151.1 |
| 2017 | Kelly Bryant | 398 | 262 | 65.8 | 2802 | 131.7 |
| 2018 | Trevor Lawrence | 397 | 259 | 65.2 | 3280 | 157.6 |
| 2019 | Trevor Lawrence | 407 | 268 | 65.8 | 3665 | 166.7 |

Note: Leaders based on pass efficiency rating.

RECEPTIONS

| Year | Player, Pos. | Rec. | Yards | Avg. |
|------|--------------------|------|-------|------|
| 1938 | Gus Goins, RE | 8 | 123 | 15.4 |
| 1939 | Joe Blalock, LE | 15 | 322 | 21.5 |
| 1940 | Joe Blalock, LE | 10 | 211 | 21.1 |
| 1941 | Joe Blalock, LE | 13 | 240 | 18.5 |
| 1942 | Marion Craig, BB | 14 | 173 | 12.4 |
| 1943 | Eddis Freeman, RE | 8 | 175 | 21.9 |
| 1944 | Eddis Freeman, LE | 9 | 162 | 18.0 |
| 1945 | Eddis Freeman, RE | 7 | 156 | 22.3 |
| 1946 | Eddis Freeman, RE | 15 | 181 | 12.1 |
| 1947 | John Poulos, LE | 6 | 169 | 28.2 |
| 1948 | Oscar Thompson, RE | 19 | 333 | 17.5 |
| 1949 | Glenn Smith, RE | 25 | 446 | 17.8 |
| 1950 | Glenn Smith, RE | 22 | 498 | 22.6 |
| 1951 | Glenn Smith, LE | 39 | 632 | 16.2 |
| 1952 | Otis Kempson, LE | 15 | 220 | 14.7 |
| 1953 | Dreher Gaskin, E | 21 | 426 | 20.3 |
| 1954 | Scott Jackson, E | 11 | 151 | 13.7 |

| | | | | |
|------|-----------------------|----|------|------|
| 1955 | Joe Pagliei, RB | 10 | 233 | 23.3 |
| 1956 | Dalton Rivers, E | 5 | 76 | 15.2 |
| 1957 | Whitey Jordan, E | 12 | 369 | 30.7 |
| 1958 | George Ustry, RB | 18 | 171 | 9.5 |
| 1959 | Bill Mathis, RB | 18 | 319 | 17.7 |
| 1960 | Harry Pavliack, RB | 17 | 272 | 14.2 |
| 1961 | Elmo Lam, RB | 17 | 237 | 13.9 |
| 1962 | Johnny Case, E | 13 | 213 | 16.4 |
| 1963 | Lou Fogle, E | 17 | 218 | 12.8 |
| 1964 | Hoss Hostetler, E | 8 | 103 | 12.9 |
| 1965 | Phil Rogers, FLK | 36 | 466 | 12.9 |
| 1966 | Phil Rogers, FLK | 42 | 574 | 13.7 |
| 1967 | Phil Rogers, FLK | 28 | 429 | 15.3 |
| 1968 | Charlie Waters, WR | 22 | 411 | 18.6 |
| | Jack Anderson, WR | 22 | 344 | 15.6 |
| 1969 | Charlie Waters, FLK | 44 | 738 | 16.9 |
| 1970 | John McMakin, TE | 40 | 532 | 13.3 |
| 1971 | John McMakin, TE | 29 | 421 | 14.5 |
| 1972 | Dennis Goss, FLK | 21 | 385 | 18.3 |
| 1973 | Bennie Cunningham, TE | 22 | 341 | 15.5 |
| 1974 | Bennie Cunningham, TE | 24 | 391 | 16.3 |
| 1975 | Joey Walters, WR | 26 | 394 | 15.2 |
| 1976 | Jerry Butler, WR | 33 | 484 | 14.7 |
| 1977 | Jerry Butler, WR | 47 | 824 | 17.5 |
| 1978 | Jerry Butler, WR | 58 | 908 | 15.7 |
| 1979 | Perry Tuttle, WR | 36 | 544 | 15.1 |
| 1980 | Perry Tuttle, WR | 53 | 915 | 17.3 |
| 1981 | Perry Tuttle, WR | 52 | 883 | 17.0 |
| 1982 | Jeff Stockstill, WR | 25 | 247 | 9.9 |
| 1983 | Ray Williams, WR | 19 | 342 | 18.0 |
| 1984 | Terrance Roulhac, WR | 26 | 512 | 19.7 |
| 1985 | Terrance Roulhac, WR | 31 | 533 | 17.2 |
| 1986 | Ray Williams, WR | 20 | 280 | 14.0 |
| | Terrance Roulhac, WR | 20 | 228 | 11.4 |
| 1987 | Gary Cooper, WR | 34 | 618 | 18.2 |
| 1988 | Keith Jennings, WR | 30 | 397 | 13.2 |
| 1989 | Rodney Fletcher, WR | 35 | 556 | 15.9 |
| 1990 | Terry Smith, WR | 34 | 480 | 14.1 |
| 1991 | Terry Smith, WR | 52 | 829 | 15.9 |
| 1992 | Terry Smith, WR | 38 | 596 | 15.7 |
| 1993 | Terry Smith, WR | 38 | 776 | 20.4 |
| 1994 | Antwan Wyatt, WR | 30 | 282 | 9.4 |
| 1995 | Antwan Wyatt, WR | 45 | 683 | 15.2 |
| 1996 | Kenya Crooks, WR | 30 | 444 | 14.8 |
| 1997 | Tony Horne, WR | 70 | 907 | 13.0 |
| 1998 | Brian Wofford, WR | 35 | 535 | 15.3 |
| 1999 | Rod Gardner, WR | 80 | 1084 | 13.6 |
| 2000 | Rod Gardner, WR | 58 | 1050 | 18.1 |
| 2001 | Derrick Hamilton, WR | 53 | 684 | 12.9 |
| 2002 | Kevin Youngblood, | | | |

YEARLY LEADERS

| | | | | |
|------|------------------|----|-----|------|
| 1957 | George Ustry | 8 | 59 | 7.4 |
| 1958 | Bobby Morgan | 11 | 154 | 14.0 |
| 1959 | George Ustry | 17 | 183 | 10.8 |
| 1960 | Harry Pavilack | 6 | 112 | 18.7 |
| 1961 | Elmo Lam | 8 | 179 | 22.4 |
| 1962 | Mack Matthews | 4 | 96 | 24.0 |
| 1963 | Hugh Mauldin | 17 | 193 | 11.4 |
| 1964 | Hugh Mauldin | 9 | 100 | 11.1 |
| 1965 | Jacky Jackson | 8 | 73 | 9.1 |
| 1966 | Frank Liberatore | 11 | 122 | 11.1 |
| 1967 | Richie Luzzi | 21 | 143 | 6.8 |
| 1968 | Richie Luzzi | 16 | 178 | 11.1 |
| 1969 | Don Kelley | 19 | 165 | 8.7 |
| 1970 | Don Kelley | 24 | 389 | 16.2 |
| 1971 | Jeff Siepe | 9 | 148 | 16.4 |
| 1972 | Jeff Siepe | 25 | 125 | 5.0 |
| 1973 | Peanut Martin | 18 | 158 | 8.8 |
| 1974 | Joey Walters | 9 | 84 | 9.3 |
| 1975 | Stan Rome | 12 | 100 | 8.3 |
| 1976 | Joey Walters | 15 | 88 | 5.9 |
| 1977 | Willie Jordan | 33 | 300 | 9.1 |
| 1978 | Willie Jordan | 21 | 269 | 12.1 |
| 1979 | Hollis Hall | 27 | 160 | 5.9 |
| 1980 | Terry Kinard | 12 | 50 | 4.2 |
| 1981 | Billy Davis | 34 | 275 | 8.1 |
| 1982 | Billy Davis | 24 | 160 | 6.7 |
| 1983 | Billy Davis | 17 | 83 | 4.9 |
| 1984 | Reggie Pleasant | 28 | 173 | 6.2 |
| 1985 | Kevin Brady | 17 | 45 | 2.6 |
| 1986 | Donnell Woolford | 25 | 203 | 8.1 |
| 1987 | Donnell Woolford | 23 | 345 | 15.0 |
| 1988 | Donnell Woolford | 29 | 192 | 6.6 |
| 1989 | James Lott | 27 | 226 | 8.4 |
| 1990 | Dexter Davis | 32 | 229 | 7.2 |
| 1991 | Darnell Stephens | 29 | 362 | 12.5 |
| 1992 | Robert O'Neal | 17 | 145 | 8.5 |
| 1993 | Andre Humphrey | 13 | 179 | 13.8 |
| 1994 | Dexter McCleon | 13 | 71 | 5.5 |
| 1995 | Antwan Wyatt | 21 | 249 | 11.9 |
| 1996 | Dexter McCleon | 14 | 105 | 7.5 |
| 1997 | Tony Horne | 32 | 332 | 10.4 |
| 1998 | Travis Zachery | 26 | 216 | 8.3 |
| 1999 | Mal Lawyer | 14 | 118 | 8.4 |
| 2000 | Joe Don Reames | 23 | 281 | 12.2 |
| 2001 | Brian Mance | 16 | 211 | 13.2 |
| 2002 | Derrick Hamilton | 35 | 377 | 10.8 |
| 2003 | Derrick Hamilton | 29 | 218 | 7.5 |
| 2004 | Justin Miller | 26 | 339 | 13.0 |
| 2005 | Chansi Stuckey | 27 | 199 | 7.4 |
| 2006 | Jacoby Ford | 15 | 166 | 11.1 |
| 2007 | C.J. Spiller | 16 | 137 | 8.6 |
| 2008 | C.J. Spiller | 18 | 189 | 10.5 |
| 2009 | C.J. Spiller | 8 | 210 | 26.3 |
| 2010 | Marcus Gilchrist | 23 | 233 | 10.1 |
| 2011 | DeAndre Hopkins | 10 | 49 | 4.9 |
| 2012 | Adam Humphries | 18 | 86 | 4.8 |
| 2013 | Adam Humphries | 20 | 212 | 10.6 |
| 2014 | Adam Humphries | 31 | 178 | 5.7 |
| 2015 | Artavis Scott | 13 | 55 | 4.2 |
| 2016 | Ray-Ray McCloud | 21 | 176 | 8.4 |
| 2017 | Ray-Ray McCloud | 25 | 303 | 12.1 |
| 2018 | Amari Rodgers | 39 | 299 | 7.7 |
| 2019 | Amari Rodgers | 18 | 151 | 8.4 |

KICKOFF RETURN YARDS

| Year | Player | KOR | Yards | Avg. |
|------|-----------------|-----|-------|------|
| 1938 | Shad Bryant | 5 | 132 | 26.4 |
| 1939 | Shad Bryant | 3 | 54 | 18.0 |
| 1940 | Booty Payne | 2 | 43 | 21.5 |
| 1941 | Charlie Timmons | 6 | 155 | 25.8 |
| 1942 | Marion Craig | 5 | 90 | 18.0 |
| 1943 | Bill Rogers | 7 | 138 | 19.7 |
| 1944 | Sid Tinsley | 9 | 247 | 27.4 |
| 1945 | Butch Butler | 8 | 156 | 19.5 |
| 1946 | Bill Rogers | 4 | 84 | 21.0 |
| 1947 | Bobby Gage | 10 | 244 | 24.4 |
| 1948 | Ray Mathews | 6 | 134 | 22.3 |
| 1949 | Fred Cone | 7 | 148 | 21.1 |
| 1950 | Jackie Calvert | 6 | 89 | 14.8 |
| 1951 | Billy Hair | 7 | 185 | 26.4 |
| 1952 | Buck George | 7 | 140 | 20.0 |
| 1953 | Joe Pagliei | 5 | 99 | 19.8 |
| 1954 | Joe Pagliei | 7 | 138 | 19.7 |
| 1955 | Joel Wells | 8 | 181 | 22.6 |
| 1956 | Joel Wells | 6 | 140 | 23.3 |
| 1957 | George Ustry | 4 | 105 | 26.3 |
| 1958 | Charlie Horne | 6 | 144 | 24.0 |
| 1959 | Bill Mathis | 10 | 294 | 29.4 |
| 1960 | Mack Matthews | 7 | 104 | 14.9 |

| | | | | |
|------|------------------|----|-----|-------|
| 1961 | Wendal Black | 10 | 213 | 21.3 |
| 1962 | Mack Matthews | 10 | 215 | 21.5 |
| 1963 | Mack Matthews | 6 | 139 | 23.2 |
| 1964 | Hugh Mauldin | 7 | 181 | 25.6 |
| 1965 | Tom Duley | 14 | 311 | 22.2 |
| 1966 | Jacky Jackson | 16 | 368 | 23.0 |
| 1967 | Jacky Jackson | 11 | 210 | 19.1 |
| 1968 | Jack Anderson | 10 | 257 | 25.7 |
| 1969 | John Shields | 25 | 539 | 21.6 |
| 1970 | Bob Bosler | 28 | 568 | 20.3 |
| 1971 | Dennis Goss | 15 | 355 | 23.7 |
| 1972 | David Thomas | 22 | 522 | 22.7 |
| 1973 | Jay Washington | 22 | 474 | 21.5 |
| 1974 | Warren Ratchford | 20 | 480 | 24.0 |
| 1975 | Willie Scott | 26 | 541 | 20.8 |
| 1976 | Warren Ratchford | 12 | 226 | 18.9 |
| 1977 | Willie Jordan | 14 | 298 | 21.3 |
| 1978 | Willie Jordan | 11 | 232 | 21.1 |
| 1979 | Andy Headen | 10 | 214 | 21.4 |
| 1980 | Andy Headen | 12 | 195 | 16.3 |
| 1981 | Perry Tuttle | 12 | 266 | 22.2 |
| 1982 | Steve Griffin | 9 | 172 | 19.1 |
| 1983 | Ray Williams | 21 | 494 | 23.5 |
| 1984 | Ray Williams | 19 | 354 | 18.6 |
| 1985 | Ray Williams | 26 | 502 | 19.3 |
| 1986 | Terrance Roulhac | 18 | 578 | 32.1 |
| 1987 | Joe Henderson | 14 | 407 | ^29.1 |
| 1988 | Wesley McFadden | 16 | 324 | 20.3 |
| 1989 | Doug Thomas | 12 | 249 | 20.8 |
| 1990 | Doug Thomas | 11 | 333 | 30.3 |
| 1991 | Larry Ryans | 14 | 319 | 22.8 |
| 1992 | Greg Hood | 12 | 274 | 22.8 |
| 1993 | Andre Humphrey | 29 | 663 | 22.9 |
| 1994 | Andre Humphrey | 22 | 500 | 22.7 |
| 1995 | Antwan Wyatt | 18 | 452 | 25.1 |
| 1996 | Tony Horne | 8 | 212 | 26.5 |
| 1997 | Tony Horne | 19 | 536 | 28.2 |
| 1998 | Antwan Edwards | 13 | 350 | 26.9 |
| 1999 | Joe Don Reames | 15 | 332 | 22.1 |
| 2000 | Joe Don Reames | 9 | 180 | 21.1 |
| 2001 | Brian Mance | 25 | 588 | 23.5 |
| 2002 | Derrick Hamilton | 32 | 696 | 21.8 |
| 2003 | Justin Miller | 17 | 417 | 24.5 |
| 2004 | Justin Miller | 20 | 661 | ^33.1 |
| 2005 | Aaron Kelly | 10 | 266 | 26.6 |
| 2006 | Jacoby Ford | 13 | 426 | 32.8 |
| 2007 | C.J. Spiller | 19 | 547 | 28.8 |
| 2008 | C.J. Spiller | 19 | 516 | 27.2 |
| 2009 | C.J. Spiller | 23 | 775 | 32.8 |
| 2010 | Marcus Gilchrist | 27 | 639 | 23.7 |
| 2011 | Sammy Watkins | 33 | 826 | 25.0 |
| 2012 | Sammy Watkins | 13 | 257 | 19.8 |
| 2013 | Sammy Watkins | 14 | 293 | 20.9 |
| 2014 | T.J. Green | 21 | 445 | 21.2 |
| 2015 | Artavis Scott | 15 | 371 | 24.7 |
| 2016 | Artavis Scott | 23 | 535 | 23.3 |
| 2017 | Travis Etienne | 19 | 389 | 20.5 |
| 2018 | Derion Kendrick | 13 | 299 | 23.0 |
| 2019 | Joseph Ngata | 14 | 325 | 23.2 |

^ - led the nation

ALL-PURPOSE YARDS

| Year | Player, Pos. | Rush | Rec | PR | KOR | Total |
|------|----------------------|------|-----|-----|-----|-------|
| 1961 | Elmo Lam, TB | 270 | 237 | 179 | 26 | 712 |
| 1962 | Mack Matthews, TB | 266 | 30 | 96 | 215 | 607 |
| 1963 | Hugh Mauldin, TB | 218 | 110 | 63 | 193 | 584 |
| 1964 | Hal Davis, TB | 533 | 56 | 39 | 110 | 738 |
| 1965 | Hugh Mauldin, RB | 686 | 91 | --- | 61 | 838 |
| 1966 | Buddy Gore, TB | 750 | 10 | --- | 302 | 1062 |
| 1967 | Buddy Gore, TB | 1045 | 45 | --- | 118 | 1208 |
| 1968 | Buddy Gore, TB | 776 | 10 | --- | 217 | 1003 |
| 1969 | Ray Auger, TB | 968 | 130 | --- | 65 | 1163 |
| 1970 | Ray Auger, TB | 711 | 112 | --- | --- | 823 |
| 1971 | Rick Gilstrap, TB | 514 | -4 | --- | 201 | 711 |
| 1972 | Wade Hughes, FB | 761 | 23 | --- | 32 | 816 |
| 1973 | Jay Washington, RB | 428 | 28 | --- | 474 | 930 |
| 1974 | Ken Callicutt, RB | 809 | 76 | --- | --- | 885 |
| 1975 | Ken Callicutt, RB | 572 | 47 | --- | --- | 619 |
| 1976 | Warren Ratchford, TB | 676 | 23 | --- | 226 | 925 |
| 1977 | Jerry Butler, WR | 6 | 824 | --- | --- | 830 |
| 1978 | Lester Brown, TB | 1022 | 55 | --- | --- | 1077 |
| 1979 | Marvin Sims, FB | 743 | 48 | --- | --- | 791 |
| 1980 | Perry Tuttle, WR | 23 | 915 | --- | --- | 938 |
| 1981 | Perry Tuttle, WR | 21 | 883 | --- | 266 | 1170 |
| 1982 | Cliff Austin, TB | 1064 | 15 | --- | --- | 1079 |
| 1983 | Kevin Mack, FB | 866 | 116 | --- | --- | 982 |
| 1984 | Stacey Driver, TB | 627 | 53 | --- | --- | 680 |
| 1985 | Kenny Flowers, TB | 1200 | 26 | --- | 40 | 1266 |
| 1986 | Terence Flagler, TB | 1258 | 188 | --- | --- | 1446 |

| | | | | | | |
|------|-----------------------|------|------|-----|-----|------|
| 1987 | Terry Allen, TB | 973 | 80 | --- | 73 | 1126 |
| 1988 | Terry Allen, TB | 1192 | 125 | --- | 7 | 1324 |
| 1989 | Joe Henderson, TB | 848 | 97 | --- | 188 | 1133 |
| 1990 | Ronald Williams, TB | 941 | 1 | --- | --- | 942 |
| 1991 | Rodney Blunt, TB | 747 | 178 | --- | --- | 925 |
| 1992 | Rodney Blunt, TB | 824 | 17 | --- | --- | 841 |
| 1993 | Andre Humphrey, CB | --- | --- | 179 | 663 | 842 |
| 1994 | Antwan Wyatt, WR | 256 | 282 | --- | --- | 538 |
| 1995 | Antwan Wyatt, WR | 34 | 683 | 249 | 452 | 1418 |
| 1996 | Raymond Priestere, TB | 1345 | 115 | --- | --- | 1460 |
| 1997 | Tony Horne, WR | 7 | 907 | 332 | 536 | 1782 |
| 1998 | Travis Zachery, TB | 635 | 144 | 216 | --- | 995 |
| 1999 | Rod Gardner, WR | 1 | 1084 | --- | --- | 1085 |
| 2000 | Travis Zachery, TB | 1027 | 313 | 30 | --- | 1370 |
| 2001 | Derrick Hamilton, WR | 38 | 684 | 23 | 476 | 1221 |
| 2002 | Derrick Hamilton, WR | 208 | 602 | 377 | 696 | 1883 |
| 2003 | Derrick Hamilton, WR | 111 | 1026 | 218 | 360 | 1735 |
| 2004 | Airese Currie, WR | 8 | 868 | --- | --- | 1088 |
| 2005 | Chansi Stuckey, WR | 78 | 770 | 199 | 22 | 1069 |
| 2006 | C.J. Spiller, RB | 938 | 210 | 33 | 234 | 1415 |
| 2007 | C.J. Spiller, RB | 748 | 271 | 137 | 547 | 1723 |
| 2008 | C.J. Spiller, RB | 629 | 436 | 189 | 516 | 1770 |
| 2009 | C.J. Spiller, RB | 1212 | 503 | 210 | 755 | 2661 |
| 2010 | Jamie Harper, RB | 760 | 328 | --- | 43 | 1131 |
| 2011 | Sammy Watkins, WR | 231 | 1219 | 12 | 826 | 2288 |
| 2012 | Andre Ellington, RB | 1081 | 232 | --- | 178 | 1491 |
| 2013 | Sammy Watkins, WR | 11 | 1464 | 0 | 293 | 1768 |
| 2014 | Mike Williams, WR | --- | 1030 | --- | --- | 1030 |
| 2015 | Wayne Gallman, RB | 1527 | 213 | --- | --- | 1740 |
| 2016 | Mike Williams, WR | --- | 1361 | --- | --- | 1361 |
| 2017 | Travis Etienne, RB | 766 | 57 | --- | 389 | 1212 |
| 2018 | Travis Etienne, RB | 1658 | 78 | 0 | 0 | 1736 |
| 2019 | Travis Etienne, RB | 1614 | 432 | --- | 128 | 2174 |

INTERCEPTIONS

| Year | Player, Pos. | Int. | Yards |
|------|---------------------|------|-------|
| 1938 | Shad Bryant, DB | 3 | 29 |
| 1939 | Banks McFadden, DB | 2 | 27 |
| 1940 | Charlie Timmons, DB | 4 | 5 |
| 1941 | Charlie Wright, DB | 4 | 44 |
| 1942 | Butch Butler, DB | 4 | 37 |
| 1943 | Butch Butler, DB | 3 | 3 |
| 1944 | Billy G. Rogers, DB | 3 | 22 |
| 1945 | Eddis Freeman, DB | 3 | 24 |
| 1946 | Gerald Leverman, DB | 2 | 10 |
| 1947 | Ray Mathews, DB | 2 | 66 |
| 1948 | Ray Mathews, DB | 5 | 49 |
| 1949 | Jim Reynolds, DB | 3 | 13 |
| 1950 | Fred Knoebel, CB | 6 | 68 |
| 1951 | Fred Knoebel, CB | 7 | 37 |
| 1952 | Pete Cook, SS | 4 | 47 |
| 1953 | Ken Moore, DB | 2 | 85 |
| 1954 | Don King, DB | 2 | 14 |
| 1955 | Charlie Bussey, DB | 2 | 52 |
| 1956 | Joel Wells, DB | 2 | 6 |
| 1957 | Doug Cline, DB | 2 | 34 |
| 1958 | Bobby Morgan, DB | 2 | 9 |
| 1959 | George Ustry, DB | 3 | 106 |
| 1960 | Joe Anderson, DB | 3 | 29 |
| 1961 | Harry Pavilack, DB | 2 | 3 |
| 1962 | Rodney Rogers, DB | 3 | 16 |
| 1963 | Jimmy Bell, DB | 3 | 48 |
| 1964 | Jimmy Bell, DB | 5 | 0 |
| 1965 | Wayne Page, DB | 4 | 17 |
| 1966 | Phil Marion, DB | 4 | 31 |
| 1967 | Richie Luzzi, DB | 3 | 54 |
| 1968 | John Fulmer, DB | 3 | 24 |
| 1969 | Dale Henry, DB | 3 | 29 |
| 1970 | Don Kelley, DB | 3 | 156 |
| 1971 | Bobby Johnson, DB | 4 | 57 |
| 1972 | Bobby Johnson, DB | 3 | 16 |
| 1973 | Lynn Carson, DB | 5 | 65 |
| 1974 | Dennis Smith, DB | 6 | 47 |
| 1975 | Peanut Martin, CB | 2 | 9 |
| 1976 | Randy Scott, LB | 2 | 6 |
| 1977 | Steve Ryan, CB | 6 | 67 |
| 1978 | Rex Varn, SS | 4 | 148 |
| 1979 | Terry Kinard, FS | 3 | 93 |
| 1980 | Eddie Geathers, CB | 3 | 20 |

YEARLY LEADERS



BRADLEY PINION AVERAGED 42.6 YARDS PER PUNT IN 2014.

| | | | |
|------|------------------------|---|-----|
| 1991 | Tyron Mouzon, SS | 3 | 18 |
| 1992 | Darnell Stephens, SS | 3 | 55 |
| 1993 | Dexter McCleon, CB/QB | 3 | 14 |
| 1994 | Dexter McCleon, CB | 4 | 27 |
| 1995 | Brian Dawkins, SS | 6 | 55 |
| 1996 | Peter Ford, CB | 2 | 66 |
| 1997 | Antwan Edwards, CB | 4 | 81 |
| 1998 | Antwan Edwards, CB | 2 | 56 |
| 1999 | Robert Carswell, FS | 6 | 72 |
| 2000 | Alex Ardley, CB | 6 | 61 |
| 2001 | Charles Hafley, SS | 4 | 2 |
| 2002 | Justin Miller, CB | 8 | 50 |
| 2003 | Jamaal Fudge, ROV | 4 | 66 |
| 2004 | Jamaal Fudge, ROV | 3 | 55 |
| 2005 | C.J. Gaddis, CB | 3 | 36 |
| 2006 | Crezdon Butler, CB | 3 | 35 |
| 2007 | Chris Chancellor, CB | 4 | 12 |
| 2008 | Michael Hamlin, S | 6 | 111 |
| 2009 | DeAndre McDaniel, S | 8 | 128 |
| 2010 | DeAndre McDaniel, S | 4 | 33 |
| 2011 | Jonathan Meeks, S | 3 | 58 |
| 2012 | Rashard Hall, S | 4 | 17 |
| 2013 | Jayron Kearse, S | 4 | 62 |
| 2014 | Jadar Johnson, S | 2 | 84 |
| 2015 | Cordrea Tankersley, CB | 5 | 50 |
| 2016 | Jadar Johnson, S | 5 | 44 |
| 2017 | Ryan Carter, CB | 3 | 12 |
| 2018 | A.J. Terrell, CB | 3 | 95 |
| 2019 | Tanner Muse, S | 4 | 13 |

Note: Ties broken by return yards.

PUNTING AVERAGE

| Year | Player | Punts | Yards | Avg. |
|------|----------------|-------|-------|------|
| 1938 | Bob Bailey | 44 | 1631 | 37.1 |
| 1939 | Banks McFadden | 65 | 2828 | 43.5 |
| 1940 | Chippy Maness | 51 | 1989 | 39.0 |
| 1941 | Booty Payne | 47 | 1931 | 41.1 |
| 1942 | Butch Butler | 73 | 2679 | 36.7 |
| 1943 | Butch Butler | 32 | 1316 | 41.1 |

| | | | | |
|------|------------------|----|------|------|
| 1944 | Sid Tinsley | 52 | 2070 | 39.8 |
| 1945 | Butch Butler | 50 | 1864 | 37.3 |
| 1946 | Gerald Leverman | 30 | 1067 | 35.5 |
| 1947 | Bobby Gage | 52 | 2054 | 39.5 |
| 1948 | Bobby Gage | 37 | 1317 | 35.6 |
| 1949 | Jackie Calvert | 26 | 1087 | 41.8 |
| 1950 | Billy Hair | 18 | 610 | 33.9 |
| 1951 | Billy Hair | 39 | 632 | 29.7 |
| 1952 | Jack Shown | 55 | 2073 | 37.7 |
| 1953 | Don King | 18 | 668 | 37.1 |
| 1954 | Joe Pagliei | 26 | 955 | 36.7 |
| 1955 | Joe Pagliei | 20 | 782 | 39.1 |
| 1956 | Charlie Bussey | 39 | 1410 | 36.1 |
| 1957 | Charlie Horne | 22 | 695 | 31.6 |
| 1958 | Bill Mathis | 22 | 787 | 35.8 |
| 1959 | Lowndes Shingler | 24 | 858 | 35.8 |
| 1960 | Eddie Werntz | 38 | 1376 | 36.2 |
| 1961 | Eddie Werntz | 56 | 2249 | 40.2 |
| 1962 | Eddie Werntz | 41 | 1667 | 40.7 |
| 1963 | Hugh Mauldin | 37 | 1157 | 31.3 |
| 1964 | Don Barfield | 60 | 2191 | 36.5 |
| 1965 | Don Barfield | 62 | 2503 | 40.4 |
| 1966 | Don Barfield | 55 | 2132 | 38.7 |
| 1967 | Sammy Cain | 64 | 2423 | 37.9 |
| 1968 | Sammy Cain | 60 | 2235 | 37.3 |
| 1969 | Sammy Cain | 48 | 1785 | 37.3 |
| 1970 | Jack Anderson | 35 | 1434 | 41.0 |
| 1971 | Tony Anderson | 73 | 2714 | 37.2 |
| 1972 | Tony Anderson | 71 | 2724 | 38.4 |
| 1973 | Mitch Tyner | 61 | 2552 | 41.8 |
| 1974 | Mitch Tyner | 66 | 2649 | 40.1 |
| 1975 | Richard Holliday | 31 | 1083 | 35.0 |
| 1976 | Mike O'Cain | 55 | 2110 | 38.4 |
| 1977 | David Sims | 64 | 2462 | 38.7 |
| 1978 | David Sims | 50 | 2010 | 40.2 |
| 1979 | David Sims | 79 | 3468 | 43.9 |
| 1980 | Richard Hendley | 52 | 2001 | 38.5 |
| 1981 | Dale Hatcher | 44 | 1908 | 43.4 |
| 1982 | Dale Hatcher | 46 | 1871 | 40.7 |

| | | | | |
|------|------------------|----|------|------|
| 1983 | Dale Hatcher | 47 | 2051 | 43.6 |
| 1984 | Dale Hatcher | 54 | 2361 | 43.7 |
| 1985 | Andy Newell | 57 | 2276 | 39.9 |
| 1986 | Bill Spiers | 59 | 2310 | 39.2 |
| 1987 | Rusty Seyle | 53 | 2011 | 37.9 |
| 1988 | Chris Gardocki | 45 | 1924 | 42.8 |
| 1989 | Chris Gardocki | 48 | 2062 | 43.0 |
| 1990 | Chris Gardocki | 58 | 2580 | 44.5 |
| 1991 | Chuck Lynch | 58 | 2146 | 37.0 |
| 1992 | Nelson Welch | 63 | 2525 | 40.1 |
| 1993 | Nelson Welch | 41 | 1579 | 38.5 |
| 1994 | Nelson Welch | 76 | 2980 | 39.2 |
| 1995 | Chris McNally | 50 | 2136 | 42.7 |
| 1996 | Kevin Laird | 69 | 2568 | 37.2 |
| 1997 | Kevin Laird | 67 | 2865 | 42.8 |
| 1998 | Kevin Laird | 75 | 3114 | 41.5 |
| 1999 | Ryan Romano | 65 | 2594 | 39.9 |
| 2000 | Jamie Somaini | 65 | 2552 | 39.3 |
| 2001 | Wynn Kopp | 48 | 1848 | 38.5 |
| 2002 | Wynn Kopp | 63 | 2340 | 37.1 |
| 2003 | Cole Chason | 58 | 2238 | 38.6 |
| 2004 | Cole Chason | 66 | 2656 | 40.2 |
| 2005 | Cole Chason | 50 | 1822 | 36.4 |
| 2006 | Cole Chason | 50 | 2064 | 41.3 |
| 2007 | Jimmy Maners | 55 | 2354 | 42.8 |
| 2008 | Jimmy Maners | 49 | 1985 | 40.5 |
| 2009 | Dawson Zimmerman | 55 | 2153 | 39.1 |
| 2010 | Dawson Zimmerman | 60 | 2563 | 42.7 |
| 2011 | Dawson Zimmerman | 65 | 2717 | 41.8 |
| 2012 | Spencer Benton | 48 | 1880 | 39.2 |
| 2013 | Bradley Pinion | 56 | 2205 | 39.4 |
| 2014 | Bradley Pinion | 75 | 3194 | 42.6 |
| 2015 | Andy Teasdall | 67 | 2647 | 39.5 |
| 2016 | Andy Teasdall | 61 | 2321 | 38.0 |
| 2017 | Will Spiers | 67 | 2723 | 40.6 |
| 2018 | Will Spiers | 64 | 2541 | 39.7 |
| 2019 | Will Spiers | 53 | 2240 | 42.3 |

Note: Leaders based on 3.6 punts per game or most punts that season if no one attempted 3.6 per game.

SNAP RECORDS

CAREER

ALL PLAYERS

| Rk | Player | Pos. | Years | Snaps |
|-----|----------------------|-------|---------|-------|
| 1. | Mitch Hyatt | OT | 2015-18 | 3754 |
| 2. | * Dalton Freeman | C | 2009-12 | 3361 |
| 3. | * Landon Walker | OT | 2008-11 | 3131 |
| 4. | * Kyle Young | C | 1998-01 | 3097 |
| 5. | * Glenn Rountree | OG | 1994-97 | 3048 |
| 6. | Tajh Boyd | QB | 2010-13 | 2963 |
| 7. | * Charlie Whitehurst | QB | 2002-05 | 2875 |
| 8. | Eric Harmon | OG | 1987-90 | 2870 |
| 9. | Barry Richardson | OT | 2004-07 | 2778 |
| 10. | Jim Bundern | OT | 1994-97 | 2772 |
| 11. | * Brandon Thomas | OL | 2010-13 | 2765 |
| 12. | Robert Carswell | FS | 1997-00 | 2760 |
| 13. | DeAndre McDaniel | S | 2007-10 | 2750 |
| 14. | * Rashard Hall | S | 2009-12 | 2697 |
| 15. | * Michael Hamlin | S | 2005-08 | 2683 |
| 16. | Jeb Flesch | OG | 1988-91 | 2657 |
| 17. | * T.J. Watkins | OG/TE | 1998-01 | 2655 |
| 18. | Nealson Greene | QB | 1994-97 | 2607 |
| 19. | Deshawn Watson | QB | 2014-16 | 2562 |
| 20. | Jay Guillermo | C | 2013-16 | 2552 |
| 21. | Robert O'Neal | FS | 1989-92 | 2547 |
| 22. | Tremayne Anchrum | OT | 2016-19 | 2516 |
| 23. | * Thomas Austin | OL | 2006-09 | 2501 |
| 24. | Stacy Seegars | OG | 1990-93 | 2457 |
| 25. | * Christian Wilkins | DL | 2015-18 | 2441 |
| 26. | Antoine McClain | OG | 2008-11 | 2438 |
| 27. | * Tyrone Crowder | OG | 2014-17 | 2432 |
| 28. | Jamaal Fudge | S | 2002-05 | 2411 |
| 29. | * Kendall Joseph | LB | 2015-18 | 2410 |
| 30. | * Chris Clemons | S | 2005-08 | 2408 |
| | Aaron Kelly | WR | 2005-08 | 2408 |
| | * Hunter Renfrow | WR | 2015-18 | 2408 |
| 33. | * Chris Chancellor | CB | 2006-09 | 2383 |
| 34. | Jordan Leggett | TE | 2013-16 | 2372 |
| 35. | Cedric Johnson | OG | 2001-04 | 2355 |
| 36. | Chad Carson | LB | 1998-01 | 2353 |
| 37. | Dexter McCleon | CB/QB | 1993-96 | 2349 |
| 38. | Jeff Bak | C | 1985-88 | 2346 |
| 39. | Holland Postell | OT | 1995-98 | 2337 |
| 40. | Rodney Williams | QB | 1985-88 | 2335 |
| 41. | Raymond Priestler | TB | 1994-97 | 2329 |
| 42. | Sean Pollard | OL | 2016-19 | 2328 |
| 43. | Nathan Bennett | OG | 2003-06 | 2308 |
| 44. | Will Young | OG | 1992-95 | 2293 |
| 45. | Travis Zachery | TB | 1998-01 | 2289 |
| 46. | Alex Ardley | CB | 1998-01 | 2283 |
| 47. | Stephone Anthony | LB | 2011-14 | 2264 |
| 48. | * Chris Hairston | OT | 2007-10 | 2260 |
| 49. | * Xavier Brewer | DB | 2009-12 | 2250 |
| 50. | Brian Dawkins | S | 1992-95 | 2247 |

SEASON

BY CLASS

| Class | Player | Pos. | Year | Snaps |
|-----------|-----------------|------|------|-------|
| Freshman | Mitch Hyatt | OT | 2015 | 1049 |
| Sophomore | Deshawn Watson | QB | 2015 | 1121 |
| Junior | Deshawn Watson | QB | 2016 | 1115 |
| Senior | * Eric Mac Lain | OG | 2015 | 1096 |

OFFENSIVE TACKLE

| Rk | Player | Cl. | Year | Snaps |
|-----|------------------|-----|------|-------|
| 1. | Mitch Hyatt | Fr. | 2015 | 1049 |
| 2. | Landon Walker | Gr. | 2011 | 1033 |
| 3. | Mitch Hyatt | So. | 2016 | 994 |
| 4. | Brandon Thomas | Jr. | 2012 | 987 |
| 5. | Joe Gore | Gr. | 2015 | 976 |
| 6. | John McDermott | Jr. | 1999 | 923 |
| 7. | Kalon Davis | Sr. | 2014 | 903 |
| 8. | Barry Richardson | Sr. | 2007 | 890 |
| 9. | Akil Smith | So. | 1999 | 887 |
| 10. | Mitch Hyatt | Sr. | 2018 | 869 |

OFFENSIVE GUARD

| Rk | Player | Cl. | Year | Snaps |
|-----|-----------------|-----|------|-------|
| 1. | Eric Mac Lain | Gr. | 2015 | 1096 |
| 2. | Taylor Hearn | So. | 2016 | 1022 |
| 3. | Tyler Shatley | Jr. | 2012 | 939 |
| 4. | Antoine McClain | Sr. | 2011 | 921 |
| 5. | Gregory Walker | Jr. | 2002 | 887 |
| 6. | Tyrone Crowder | Jr. | 2016 | 869 |
| 7. | John Phillips | Jr. | 1986 | 864 |
| 8. | John Simpson | Jr. | 2018 | 858 |
| 9. | T.J. Watkins | Sr. | 2001 | 855 |
| 10. | Cedric Johnson | Jr. | 2003 | 850 |

CENTER

| Rk | Player | Cl. | Year | Snaps |
|-----|-------------------|-----|------|-------|
| 1. | Jay Guillermo | Jr. | 2015 | 1092 |
| 2. | Jay Guillermo | Sr. | 2016 | 1071 |
| 3. | Dalton Freeman | Jr. | 2011 | 1044 |
| 4. | Dalton Freeman | Gr. | 2012 | 959 |
| 5. | Justin Falcinelli | Jr. | 2017 | 932 |
| 6. | Kyle Young | So. | 1999 | 919 |
| 7. | Kyle Young | Gr. | 2001 | 854 |
| 8. | Kyle Young | Jr. | 2000 | 845 |
| 9. | Ryan Norton | So. | 2013 | 841 |
| 10. | Tommy Sharpe | Jr. | 2003 | 828 |

QUARTERBACK

| Rk | Player | Cl. | Year | Snaps |
|-----|------------------------|------------|-------------|------------|
| 1. | Deshawn Watson | So. | 2015 | 1121 |
| 2. | Deshawn Watson | Jr. | 2016 | 1115 |
| 3. | Tajh Boyd | So. | 2011 | 997 |
| 4. | Tajh Boyd | Jr. | 2012 | 959 |
| 5. | Charlie Whitehurst | So. | 2003 | 943 |
| 6. | Cullen Harper | Jr. | 2007 | 942 |
| 7. | Kelly Bryant | Jr. | 2017 | 886 |
| 8. | Tajh Boyd | Sr. | 2013 | 868 |
| 9. | Trevor Lawrence | So. | 2019 | 842 |
| 10. | Kyle Parker | Fr. | 2009 | 834 |

TAILBACK

| Rk | Player | Cl. | Year | Snaps |
|-----|-------------------|-----|------|-------|
| 1. | Wayne Gallman | So. | 2015 | 798 |
| 2. | Wayne Gallman | Jr. | 2016 | 786 |
| 3. | Andre Ellington | Jr. | 2011 | 754 |
| 4. | Raymond Priestler | Jr. | 1996 | 729 |
| 5. | Travis Zachery | So. | 1999 | 625 |
| 6. | Travis Zachery | Sr. | 2001 | 612 |
| 7. | Andre Ellington | Sr. | 2012 | 606 |
| 8. | Roderick McDowell | Gr. | 2013 | 603 |
| 9. | Raymond Priestler | Sr. | 1997 | 596 |
| 10. | Travis Zachery | Sr. | 2000 | 595 |

FULLBACK

| Rk | Player | Cl. | Year | Snaps |
|-----|-----------------|-----|------|-------|
| 1. | Emory Smith | Jr. | 1995 | 598 |
| 2. | Wesley McFadden | Sr. | 1989 | 532 |
| 3. | Chris Lancaster | So. | 1986 | 526 |
| 4. | Rudy Harris | Jr. | 1991 | 513 |
| 5. | Emory Smith | Fr. | 1993 | 495 |
| 6. | Tracy Johnson | Jr. | 1987 | 476 |
| 7. | Emory Smith | Sr. | 1996 | 443 |
| 8. | Wesley McFadden | Jr. | 1988 | 389 |
| 9. | Rudy Harris | Sr. | 1992 | 338 |
| 10. | Howard Hall | So. | 1990 | 335 |

TIGHT END

| Rk | Player | Cl. | Year | Snaps |
|-----|----------------|-----|------|-------|
| 1. | Jordan Leggett | Sr. | 2016 | 954 |
| 2. | Jordan Leggett | Jr. | 2015 | 892 |
| 3. | Dwayne Allen | Jr. | 2011 | 890 |
| 4. | Dwayne Allen | So. | 2010 | 765 |
| 5. | Brandon Ford | Gr. | 2012 | 695 |
| 6. | Michael Palmer | Sr. | 2009 | 669 |
| 7. | Stacy Fields | Sr. | 1990 | 617 |
| 8. | Tyrone Gibson | So. | 1991 | 607 |
| 9. | Milan Richard | Jr. | 2017 | 600 |
| 10. | Stacy Fields | Jr. | 1989 | 572 |

WIDE RECEIVER

| Rk | Player | Cl. | Year | Snaps |
|-----|-----------------|-----|------|-------|
| 1. | Rod Gardner | Jr. | 1999 | 798 |
| 2. | Jackie Robinson | Gr. | 2002 | 760 |
| 3. | Aaron Kelly | Jr. | 2007 | 756 |
| 4. | DeAndre Hopkins | So. | 2011 | 751 |
| 5. | Mike Williams | So. | 2014 | 749 |
| 6. | Aaron Kelly | Sr. | 2008 | 744 |
| 7. | DeAndre Hopkins | Jr. | 2012 | 738 |
| 8. | Rod Gardner | Sr. | 2000 | 732 |
| 9. | Brian Wofford | Sr. | 1999 | 724 |
| 10. | Artavis Scott | So. | 2015 | 722 |

DEFENSIVE END

| Rk | Player | Cl. | Year | Snaps |
|-----|-------------------|-----|------|-------|
| 1. | Kevin Dodd | Jr. | 2015 | 784 |
| 2. | Malliciah Goodman | Jr. | 2011 | 767 |
| 3. | Clelin Ferrell | Fr. | 2016 | 759 |
| 4. | Andre Branch | Sr. | 2011 | 755 |
| 5. | Shaq Lawson | Jr. | 2015 | 722 |
| 6. | Clelin Ferrell | So. | 2017 | 717 |
| 7. | Christian Wilkins | So. | 2016 | 706 |
| 8. | Clelin Ferrell | Jr. | 2018 | 691 |
| 9. | Da'Quan Bowers | Jr. | 2010 | 683 |
| 10. | Bryant McNeal | Jr. | 2001 | 679 |

DEFENSIVE TACKLE

| Rk | Player | Cl. | Year | Snaps |
|-----|--------------------|-----|------|-------|
| 1. | Carlos Watkins | Sr. | 2016 | 758 |
| 2. | Rennie Moore | Sr. | 2011 | 723 |
| 3. | Brandon Thompson | Sr. | 2011 | 722 |
| 4. | Jovon Bush | Sr. | 2001 | 679 |
| 5. | Christian Wilkins | Jr. | 2017 | 668 |
| 6. | Dexter Lawrence | Fr. | 2016 | 643 |
| 7. | DeJuan Polk | Gr. | 2003 | 627 |
| 8. | Donnell Washington | Jr. | 2003 | 625 |
| 9. | Christian Wilkins | Gr. | 2018 | 621 |
| 10. | Lorenzo Bromell | Sr. | 1997 | 618 |

LINEBACKER

| Rk | Player | Cl. | Year | Snaps |
|-----|------------------|-----|------|-------|
| 1. | Kendall Joseph | So. | 2016 | 930 |
| 2. | B.J. Goodson | Sr. | 2015 | 911 |
| 3. | Ben Boulware | Sr. | 2016 | 882 |
| 4. | Keith Adams | So. | 1999 | 864 |
| 5. | Ben Boulware | Jr. | 2015 | 850 |
| 6. | Chad Carson | So. | 1999 | 818 |
| | Isaiah Simmons | Jr. | 2019 | 818 |
| 8. | Stephone Anthony | Jr. | 2013 | 802 |
| 9. | Chad Carson | Sr. | 2001 | 789 |
| 10. | Isaiah Simmons | So. | 2018 | 780 |

CORNERBACK

| Rk | Player | Cl. | Year | Snaps |
|-----|--------------------|-----|------|-------|
| 1. | Coty Sensabaugh | Gr. | 2011 | 993 |
| 2. | Cordrea Tankersley | Jr. | 2015 | 887 |
| 3. | Cordrea Tankersley | Sr. | 2016 | 858 |
| 4. | Alex Ardley | So. | 1999 | 850 |
| 5. | Brian Mance | Sr. | 2002 | 823 |
| 6. | Justin Miller | So. | 2003 | 815 |
| 7. | A.J. Terrell | So. | 2018 | 805 |
| 8. | Marcus Gilchrist | Sr. | 2010 | 790 |
| 9. | A.J. Terrell | Jr. | 2019 | 785 |
| 10. | Tye Hill | Jr. | 2004 | 784 |

SAFETY

| Rk | Player | Cl. | Year | Snaps |
|-----|------------------|-----|------|-------|
| 1. | Van Smith | So. | 2016 | 929 |
| 2. | Jadar Johnson | Sr. | 2016 | 913 |
| 3. | Marcus Gilchrist | Jr. | 2009 | 902 |
| 4. | DeAndre McDaniel | Jr. | 2009 | 893 |
| 5. | Charles Hafley | Gr. | 2001 | 881 |
| 6. | Robert Carswell | Jr. | 1999 | 870 |
| 7. | Jayron Kearse | Jr. | 2015 | 856 |
| 8. | Jamaal Fudge | So. | 2002 | 850 |
| 9. | Jonathan Meeks | Sr. | 2012 | 835 |
| 10. | Michael Hamlin | Gr. | 2008 | 828 |

* - played final season as a graduate; Note: All records from 1986-19; only snaps on offensive and defensive plays (does not include snaps on special teams plays).

INDIVIDUAL DEFENSIVE SEASON & CAREER BESTS

SEASON

TACKLES

| Rk | Player, Pos. | Year | Tac. |
|-----|---------------------|------|------|
| 1. | Keith Adams, LB | 1999 | 186 |
| 2. | Anthony Simmons, LB | 1996 | 178 |
| 3. | Jeff Davis, LB | 1981 | 175 |
| 4. | Bubba Brown, LB | 1978 | 170 |
| 5. | John Leake, LB | 2002 | 169 |
| 6. | Rodney Thomas, LB | 2002 | 167 |
| 7. | Jeff Davis, LB | 1980 | 160 |
| | B.J. Goodson, LB | 2015 | 160 |
| 9. | Anthony Simmons, LB | 1997 | 158 |
| 10. | Chad Carson, LB | 2000 | 156 |

TACKLES FOR LOSS

| Rk | Player, Pos. | Year | TFL |
|-----|------------------------|------|------|
| 1. | Keith Adams, LB | 1999 | 35.0 |
| 2. | William Perry, MG | 1984 | 27.0 |
| | Rob Bodine, MG | 1991 | 27.0 |
| | Leroy Hill, LB | 2003 | 27.0 |
| 5. | Da'Quan Bowers, DE | 2010 | 26.0 |
| 6. | Shaq Lawson, DE | 2015 | 25.5 |
| 7. | Anthony Simmons, LB | 1997 | 25.0 |
| 8. | Michael Dean Perry, DT | 1987 | 24.0 |
| 9. | Kevin Dodd, DE | 2015 | 23.5 |
| 10. | Vic Beasley, DE | 2013 | 23.0 |

SACKS

| Rk | Player, Pos. | Year | Sacks |
|----|--------------------|------|-------|
| 1. | Keith Adams, LB | 1999 | 16.0 |
| 2. | Da'Quan Bowers, DE | 2010 | 15.5 |
| 3. | Vic Beasley, DE | 2013 | 13.0 |
| 4. | Gaines Adams, DE | 2006 | 12.5 |
| | Shaq Lawson, DE | 2015 | 12.5 |
| 6. | Vic Beasley, DE | 2014 | 12.0 |
| | Kevin Dodd, DE | 2015 | 12.0 |
| 8. | Clelin Ferrell, DE | 2018 | 11.5 |
| 9. | Adrian Dingle, DE | 1998 | 10.5 |
| | Andre Branch, DE | 2011 | 10.5 |
| | Carlos Watkins, DT | 2016 | 10.5 |

PASS BREAKUPS

| Rk | Player, Pos. | Year | PBU |
|----|----------------------|------|-----|
| 1. | Tye Hill, CB | 2004 | 21 |
| 2. | Dextra Polite, CB | 1999 | 17 |
| 3. | Ty Davis, CB | 1984 | 15 |
| | Delton Hall, CB | 1985 | 15 |
| | Donnell Woolford, CB | 1987 | 15 |
| | Donnell Woolford, CB | 1988 | 15 |
| | Antwan Edwards, DB | 1997 | 15 |
| | Garry Peters, CB | 2014 | 15 |
| 9. | Reggie Pleasant, CB | 1984 | 14 |
| | Delton Hall, CB | 1986 | 14 |
| | Jerome Henderson, CB | 1989 | 14 |
| | Antwan Edwards, CB | 1998 | 14 |

PASSES DEFENDED

| Rk | Player, Pos. | Year | Int. | PBU | PD |
|----|----------------------|------|------|-----|----|
| 1. | Dextra Polite, CB | 1999 | 4 | 17 | 21 |
| | Tye Hill, CB | 2004 | 0 | 21 | 21 |
| 3. | Donnell Woolford, CB | 1987 | 5 | 15 | 20 |
| 4. | Antwan Edwards, CB | 1997 | 4 | 15 | 19 |
| 5. | Terry Kinard, FS | 1982 | 6 | 12 | 18 |
| | Delton Hall, CB | 1986 | 4 | 14 | 18 |
| 7. | Ty Davis, CB | 1984 | 2 | 15 | 17 |
| | James Lott, CB | 1987 | 4 | 13 | 17 |
| | Robert O'Neal, FS | 1989 | 8 | 9 | 17 |
| | Brian Mance, CB | 2002 | 6 | 11 | 17 |
| | Justin Miller, CB | 2002 | 8 | 9 | 17 |
| | Bashaud Breeland, DB | 2013 | 4 | 13 | 17 |

TAKEAWAYS

| Rk | Player, Pos. | Year | Int. | RF | Tot. |
|----|---------------------|------|------|----|------|
| 1. | Robert O'Neal, FS | 1989 | 8 | 1 | 9 |
| 2. | Brian Dawkins, FS | 1995 | 6 | 2 | 8 |
| | Justin Miller, CB | 2002 | 8 | 0 | 8 |
| | DeAndre McDaniel, S | 2009 | 8 | 0 | 8 |
| 5. | Fred Knoebel, DB | 1952 | 7 | NA | 7 |
| | Bobby Johnson, DB | 1971 | 4 | 3 | 7 |
| | Terry Kinard, FS | 1982 | 6 | 1 | 7 |
| | Dexter Davis, CB | 1990 | 6 | 1 | 7 |
| | Robert Carswell, FS | 1999 | 6 | 1 | 7 |
| | Rashard Hall, S | 2009 | 6 | 1 | 7 |

CAREER

TACKLES

| Rk | Player, Pos. | Years | Tac. |
|-----|---------------------|---------|------|
| 1. | Bubba Brown, LB | 1976-79 | 515 |
| 2. | Anthony Simmons, LB | 1995-97 | 486 |
| 3. | Jeff Davis, LB | 1978-81 | 469 |
| 4. | Chad Carson, LB | 1998-01 | 448 |
| 5. | John Leake, LB | 2000-03 | 443 |
| 6. | Ed McDaniel, LB | 1988-91 | 389 |
| 7. | Nick Watkins, LB | 2004-07 | 386 |
| 8. | Randy Scott, LB | 1975-78 | 382 |
| 9. | Keith Adams, LB | 1998-00 | 379 |
| 10. | Robert Carswell, FS | 1997-00 | 374 |

TACKLES FOR LOSS

| Rk | Player, Pos. | Years | TFL |
|-----|------------------------|---------|------|
| 1. | Michael Dean Perry, DT | 1984-87 | 61.0 |
| 2. | William Perry, MG | 1981-84 | 60.0 |
| 3. | Keith Adams, LB | 1998-00 | 54.0 |
| 4. | Vic Beasley, DE | 2011-14 | 52.5 |
| 5. | Anthony Simmons, LB | 1995-97 | 52.0 |
| 6. | Clelin Ferrell, DE | 2016-18 | 50.0 |
| 7. | Rob Bodine, MG | 1989-91 | 48.0 |
| | Leroy Hill, LB | 2001-04 | 48.0 |
| 9. | Shaq Lawson, DE | 2013-15 | 46.5 |
| 10. | Brentson Buckner, DT | 1990-93 | 46.0 |

SACKS

| Rk | Player, Pos. | Years | Sacks |
|-----|------------------------|---------|-------|
| 1. | Vic Beasley, DE | 2011-14 | 33.0 |
| 2. | Michael Dean Perry, DT | 1984-87 | 28.0 |
| | Gaines Adams, DE | 2003-06 | 28.0 |
| 4. | William Perry, MG | 1981-84 | 27.0 |
| | Clelin Ferrell, DE | 2016-18 | 27.0 |
| 6. | Adrian Dingle, DE | 1995-98 | 23.0 |
| | Keith Adams, LB | 1998-00 | 23.0 |
| 8. | Brentson Buckner, DT | 1990-93 | 22.0 |
| | Bryant McNeal, DE | 1999-02 | 22.0 |
| 10. | Chester McGlockton, DT | 1989-91 | 20.5 |

PASS BREAKUPS

| Rk | Player, Pos. | Years | PBU |
|-----|----------------------|---------|-----|
| 1. | Donnell Woolford, CB | 1985-88 | 44 |
| 2. | Robert O'Neal, FS | 1989-92 | 37 |
| 3. | Antwan Edwards, CB | 1995-98 | 35 |
| | Tye Hill, CB | 2002-05 | 35 |
| 5. | Delton Hall, CB | 1983-86 | 33 |
| 6. | Dexter Davis, CB | 1988-90 | 32 |
| | Chris Chancellor, CB | 2006-09 | 32 |
| 8. | Justin Miller, CB | 2002-04 | 31 |
| 9. | Terry Kinard, FS | 1979-82 | 30 |
| 10. | Dexter McClean, CB | 1993-96 | 28 |

PASSES DEFENDED

| Rk | Player, Pos. | Years | Int. | PBU | PD |
|-----|----------------------|---------|------|-----|----|
| 1. | Donnell Woolford, CB | 1985-88 | 10 | 44 | 54 |
| 2. | Robert O'Neal, FS | 1989-92 | 12 | 37 | 49 |
| 3. | Terry Kinard, FS | 1979-82 | 17 | 30 | 47 |
| 4. | Justin Miller, CB | 2002-04 | 13 | 31 | 44 |
| 5. | Antwan Edwards, DB | 1995-98 | 8 | 35 | 43 |
| 6. | Dexter Davis, CB | 1988-90 | 10 | 32 | 42 |
| 7. | Chris Chancellor, CB | 2006-09 | 9 | 32 | 41 |
| 8. | Tye Hill, CB | 2002-05 | 5 | 35 | 40 |
| 9. | Delton Hall, CB | 1983-86 | 6 | 33 | 39 |
| 10. | Alex Ardley, CB | 1998-00 | 12 | 26 | 38 |

CAUSED FUMBLES

| Rk | Player, Pos. | Years | CF |
|----|------------------------|---------|----|
| 1. | Jeff Davis, LB | 1978-81 | 10 |
| | Ed McDaniel, ILB | 1988-91 | 10 |
| 3. | Danny Triplett, LB | 1979-82 | 8 |
| | William Perry, MG | 1981-84 | 8 |
| | Chester McGlockton, DT | 1989-91 | 8 |
| | Malliechia Goodman, DE | 2009-12 | 8 |
| 7. | Levon Kirkland, OLB | 1988-91 | 7 |
| | Keith Adams, LB | 1998-00 | 7 |
| | Vic Beasley, DE | 2011-14 | 7 |

RECOVERED FUMBLES

| Rk | Player, Pos. | Years | RF |
|----|---------------------|---------|----|
| 1. | Jeff Davis, LB | 1978-81 | 8 |
| 2. | William Perry, MG | 1981-84 | 7 |
| | Levon Kirkland, OLB | 1988-91 | 7 |
| 4. | Willie Smith, DE | 1954-57 | 6 |
| | Ronnie Ducworth, DE | 1966-68 | 6 |
| | Gene Beasley, SS | 1985-88 | 6 |
| | Doug Brewster, LB | 1987-90 | 6 |

TAKEAWAYS

| Rk | Player, Pos. | Years | Int. | RF | Tot. |
|-----|---------------------|---------|------|----|------|
| 1. | Terry Kinard, FS | 1979-82 | 17 | 2 | 19 |
| 2. | Michael Hamlin, S | 2005-08 | 14 | 4 | 18 |
| 3. | Rashard Hall, S | 2009-12 | 14 | 3 | 17 |
| 4. | DeAndre McDaniel, S | 2007-10 | 15 | 1 | 16 |
| 5. | Fred Knoebel, DB | 1950-52 | 15 | NA | 15 |
| | Brian Dawkins, SS | 1992-95 | 11 | 4 | 15 |
| 7. | Eddie Geathers, CB | 1977-80 | 12 | 2 | 14 |
| | Robert O'Neal, FS | 1989-92 | 12 | 2 | 14 |
| | Justin Miller, CB | 2002-04 | 13 | 1 | 14 |
| 10. | Dexter Davis, CB | 1988-90 | 10 | 3 | 13 |
| | Crezdon Butler, CB | 2006-09 | 11 | 2 | 13 |

TAKEAWAY RETURN YARDS

| Rk | Player | Years | IR | FR | Total |
|-----|------------------|---------|--------|--------|--------|
| 1. | Antwan Edwards | 1995-98 | 8-195 | 2-104 | 10-299 |
| 2. | Rex Varn | 1976-79 | 10-275 | | 10-275 |
| 3. | Michael Hamlin | 2005-08 | 14-243 | | 14-243 |
| | Crezdon Butler | 2006-09 | 11-243 | | 11-243 |
| 5. | Jonathan Meeks | 2009-12 | 7-192 | 1-3 | 8-195 |
| 6. | DeAndre McDaniel | 2007-10 | 15-162 | 1-28 | 16-190 |
| 7. | Rashard Hall | 2009-12 | 14-186 | 1-(-6) | 15-180 |
| 8. | K'Von Wallace | 2016-19 | 5-180 | | 5-180 |
| 9. | Don Kelley | 1969-71 | 6-178 | | 6-178 |
| 10. | Van Smith | 2015-17 | 4-165 | | 4-165 |



K'VON WALLACE HAD 180 CAREER TAKEAWAY RETURN YARDS, EIGHTH MOST IN TIGER HISTORY.

YEARLY DEFENSIVE LEADERS

TACKLES

| Year | Player, Pos. | Tackles |
|------|----------------------|---------|
| 1976 | Randy Scott, LB | 130 |
| 1977 | Randy Scott, LB | 133 |
| 1978 | Bubba Brown, LB | 170 |
| 1979 | Bubba Brown, LB | 150 |
| 1980 | Jeff Davis, LB | 160 |
| 1981 | Jeff Davis, LB | 175 |
| 1982 | Terry Kinard, FS | 89 |
| 1983 | Henry Walls, LB | 93 |
| 1984 | William Perry, MG | 100 |
| 1985 | Henry Walls, LB | 153 |
| 1986 | Norman Haynes, LB | 74 |
| 1987 | James Earle, OLB | 79 |
| 1988 | Ed McDaniel, LB | 104 |
| 1989 | Doug Brewster, LB | 100 |
| 1990 | Ed McDaniel, LB | 109 |
| 1991 | Ed McDaniel, LB | 114 |
| 1992 | Tim Jones, LB | 89 |
| 1993 | Tim Jones, LB | 109 |
| 1994 | Tim Jones, LB | 118 |
| 1995 | Anthony Simmons, LB | 150 |
| 1996 | Anthony Simmons, LB | 178 |
| 1997 | Anthony Simmons, LB | 158 |
| 1998 | Chris Jones, LB | 128 |
| 1999 | Keith Adams, LB | 186 |
| 2000 | Chad Carson, LB | 156 |
| 2001 | Chad Carson, LB | 137 |
| 2002 | John Leake, LB | 169 |
| 2003 | Leroy Hill, LB | 145 |
| 2004 | Leroy Hill, LB | 106 |
| 2005 | Anthony Waters, LB | 109 |
| 2006 | Nick Watkins, LB | 116 |
| 2007 | Nick Watkins, LB | 118 |
| 2008 | Kavell Conner, LB | 125 |
| 2009 | Kavell Conner, LB | 111 |
| 2010 | DeAndre McDaniel, S | 84 |
| 2011 | Rashard Hall, S | 89 |
| 2012 | Jonathan Willard, LB | 95 |
| 2013 | Stephone Anthony, LB | 131 |
| 2014 | Stephone Anthony, LB | 90 |
| 2015 | B.J. Goodson, LB | 160 |
| 2016 | Ben Boulware, LB | 131 |
| 2017 | Dorian O'Daniel, LB | 104 |
| 2018 | Isaiah Simmons, S | 97 |
| 2019 | Isaiah Simmons, LB | 107 |

Note: From coaches film grade.

TACKLES FOR LOSS

| Year | Player, Pos. | TFL |
|------|-----------------|-----|
| 1976 | Randy Scott, LB | 12 |
| 1977 | Randy Scott, LB | 18 |
| 1978 | Randy Scott, LB | 11 |

| | | |
|------|------------------------|------|
| 1979 | Jim Stuckey, DT | 20 |
| 1980 | Steve Durham, DT | 8 |
| 1981 | Jeff Bryant, DT | 19 |
| 1982 | Edgar Pickett, DE | 10 |
| 1983 | William Perry, MG | 15 |
| 1984 | William Perry, MG | 27 |
| 1985 | Steve Berlin, DT | 9 |
| 1986 | Michael Dean Perry, DT | 15 |
| 1987 | Michael Dean Perry, DT | 24 |
| 1988 | Mark Drag, MG | 12 |
| 1989 | Chester McGlockton, DT | 10 |
| 1990 | Wayne Simmons, OLB | 10 |
| 1990 | Rob Bodine, MG | 14 |
| 1991 | Rob Bodine, MG | 27 |
| 1992 | Brentson Buckner, DT | 18 |
| 1993 | Brentson Buckner, DT | 14 |
| 1994 | Darnell Stephens, OLB | 13 |
| 1994 | Wardell Rouse, OLB | 13 |
| 1995 | Anthony Simmons, LB | 11 |
| 1996 | Trevor Pryce, DT | 20 |
| 1997 | Anthony Simmons, LB | 25 |
| 1998 | Rahim Abdullah, OLB | 15 |
| | Adrian Dingle, DE | 15 |
| 1999 | Keith Adams, LB | 35 |
| 2000 | Keith Adams, LB | 19 |
| 2001 | Bryant McNeal, DE | 12 |
| 2002 | Bryant McNeal, DE | 14 |
| 2003 | Leroy Hill, LB | 27 |
| 2004 | Leroy Hill, LB | 19 |
| 2005 | Gaines Adams, DE | 15 |
| 2006 | Gaines Adams, DE | 17.5 |
| 2007 | Phillip Merling, DE | 17 |
| 2008 | Jarvis Jenkins, DT | 10 |
| | Ricky Sapp, DE | 10 |
| 2009 | Ricky Sapp, DE | 15 |
| 2010 | Da'Quan Bowers, DE | 26 |
| 2011 | Andre Branch, DE | 17 |
| 2012 | Jonathan Willard, LB | 10.5 |
| 2013 | Vic Beasley, DE | 23 |
| 2014 | Vic Beasley, DE | 21.5 |
| 2015 | Shaq Lawson, DE | 25.5 |
| 2016 | Kendall Joseph, LB | 13.5 |
| | Carlos Watkins, DT | 13.5 |
| 2017 | Clelin Ferrell, DE | 18 |
| 2018 | Clelin Ferrell, DE | 19.5 |
| 2019 | Isaiah Simmons, LB | 16 |

SACKS

| Year | Player, Pos. | Sacks-Yards |
|------|---------------------|-------------|
| 1977 | Archie Reese, DT | 8 |
| 1978 | Jonathan Brooks, DE | 6 |
| 1979 | Jim Stuckey, DT | 10 |
| 1980 | Steve Durham, DT | 6-44 |

| | | |
|------|------------------------|----------|
| 1981 | Jeff Bryant, DT | 8-61 |
| 1982 | Jim Scott, DT | 6-44 |
| 1983 | William Perry, MG | 6-40 |
| 1984 | William Perry, MG | 10-68 |
| 1985 | Steve Berlin, DT | 3-26 |
| 1986 | Michael Dean Perry, DT | 9-60 |
| 1987 | Michael Dean Perry, DT | 10-86 |
| 1988 | Jesse Hatcher, OLB | 7.5-58 |
| 1989 | Chester McGlockton, DT | 7-46 |
| 1990 | Vance Hammond, DT | 8.5-63 |
| 1991 | Rob Bodine, MG | 7.5-62 |
| 1992 | Ashley Sheppard, OLB | 8.5-67 |
| 1993 | Brentson Buckner, DT | 6.5-42 |
| 1994 | Darnell Stephens, OLB | 8-54 |
| 1995 | Patrick Sapp, OLB | 5.5-33 |
| 1996 | Trevor Pryce, DT | 7.5-79 |
| 1997 | Anthony Simmons, LB | 8-57 |
| 1998 | Adrian Dingle, DE | 10.5-64 |
| 1999 | Keith Adams, LB | 16-122 |
| 2000 | Keith Adams, LB | 7-74 |
| | Nick Eason, DT | 7-63 |
| 2001 | Bryant McNeal, DE | 8-51 |
| 2002 | Bryant McNeal, DE | 9-63 |
| 2003 | Leroy Hill, LB | 8-57 |
| 2004 | Leroy Hill, LB | 8-66 |
| 2005 | Gaines Adams, DE | 9.5-64 |
| 2006 | Gaines Adams, DE | 12.5-87 |
| 2007 | Phillip Merling, DE | 7-50 |
| 2008 | many (4) | 2 |
| 2009 | Ricky Sapp, DE | 5-33 |
| 2010 | Da'Quan Bowers, DE | 15.5-112 |
| 2011 | Andre Branch, DE | 10.5-75 |
| 2012 | Vic Beasley, DE | 8-55 |
| 2013 | Vic Beasley, DE | 13-98 |
| 2014 | Vic Beasley, DE | 12-95 |
| 2015 | Shaq Lawson, DE | 12.5-90 |
| 2016 | Carlos Watkins, DT | 10.5-58 |
| 2017 | Clelin Ferrell, DE | 9.5-57 |
| 2018 | Clelin Ferrell, DE | 11.5-59 |
| 2019 | Isaiah Simmons, LB | 8-52 |

PASS BREAKUPS

| Year | Player, Pos. | PBU |
|------|----------------------|-----|
| 1977 | Mark Heniford, DE | 7 |
| 1978 | Steve Ryan, CB | 5 |
| 1979 | Eddie Geathers, CB | 6 |
| 1980 | Willie Underwood, SS | 8 |
| 1981 | Hollis Hall, CB | 11 |
| 1982 | Terry Kinard, FS | 12 |
| 1983 | Rod McSwain, CB | 11 |
| 1984 | Ty Davis, CB | 15 |
| 1985 | Delton Hall, CB | 15 |
| 1986 | Delton Hall, CB | 14 |

| | | |
|------|------------------------|----|
| 1987 | Donnell Woolford, CB | 15 |
| 1988 | Donnell Woolford, CB | 15 |
| 1989 | Jerome Henderson, CB | 14 |
| 1990 | Dexter Davis, CB | 9 |
| 1991 | Robert O'Neal, FS | 11 |
| 1992 | Robert O'Neal, FS | 9 |
| 1993 | Brian Dawkins, SS | 10 |
| 1994 | Dexter McCleon, CB | 7 |
| 1995 | Dexter McCleon, CB | 13 |
| 1996 | Andy Ford, CB | 6 |
| | Dexter McCleon, CB | 6 |
| 1997 | Antwan Edwards, DB | 15 |
| 1998 | Antwan Edwards, CB | 14 |
| 1999 | Dextra Polite, CB | 17 |
| 2000 | Darrel Crutchfield, CB | 9 |
| 2001 | Charles Hafley, SS | 10 |
| 2002 | Brian Mance, CB | 11 |
| 2003 | Justin Miller, CB | 13 |
| 2004 | Tye Hill, CB | 21 |
| 2005 | Gaines Adams, DE | 9 |
| 2006 | Chris Clemons, S | 8 |
| 2007 | Chris Chancellor, CB | 9 |
| 2008 | Michael Hamlin, S | 10 |
| 2009 | Crezdon Butler, CB | 10 |
| 2010 | Marcus Gilchrist, CB | 10 |
| 2011 | Coty Sensabaugh, CB | 13 |
| 2012 | Garry Peters, CB | 8 |
| 2013 | Bashaud Breeland, DB | 13 |
| 2014 | Garry Peters, CB | 15 |
| 2015 | Cordrea Tankersley, CB | 11 |
| 2016 | Cordrea Tankersley, CB | 11 |
| 2017 | Ryan Carter, CB | 10 |
| 2018 | many (3) | 7 |
| 2019 | many (3) | 10 |

PASSES DEFENDED

| Year | Player, Pos. | Int. | PBU | PD |
|------|------------------------|------|-----|----|
| 1977 | Steve Ryan, CB | 6 | 4 | 10 |
| 1978 | Steve Ryan, CB | 4 | 5 | 9 |
| 1979 | Eddie Geathers, CB | 3 | 6 | 9 |
| 1980 | Willie Underwood, SS | 2 | 8 | 10 |
| 1981 | Hollis Hall, CB | 5 | 11 | 16 |
| 1982 | Terry Kinard, FS | 6 | 12 | 18 |
| 1983 | Rod McSwain, CB | 2 | 11 | 13 |
| 1984 | Ty Davis, CB | 2 | 15 | 17 |
| 1985 | Delton Hall, CB | 1 | 15 | 16 |
| 1986 | Delton Hall, CB | 4 | 14 | 18 |
| 1987 | Donnell Woolford, CB | 5 | 15 | 20 |
| 1988 | Donnell Woolford, CB | 1 | 15 | 16 |
| 1989 | Robert O'Neal, FS | 8 | 9 | 17 |
| 1990 | Dexter Davis, CB | 6 | 9 | 15 |
| 1991 | Robert O'Neal, FS | 2 | 11 | 13 |
| 1992 | Robert O'Neal, FS | 2 | 9 | 11 |
| 1993 | Brian Dawkins, SS | 6 | 9 | 15 |
| 1994 | Dexter McCleon, CB | 4 | 8 | 12 |
| 1995 | Brian Dawkins, SS | 6 | 9 | 15 |
| | Dexter McCleon, CB | 2 | 13 | 15 |
| 1996 | many (3) | -- | -- | 6 |
| 1997 | Antwan Edwards, CB | 4 | 15 | 19 |
| 1998 | Antwan Edwards, CB | 2 | 14 | 16 |
| 1999 | Dextra Polite, CB | 4 | 17 | 21 |
| 2000 | Alex Ardley, CB | 6 | 7 | 13 |
| 2001 | Charles Hafley, SS | 4 | 10 | 14 |
| 2002 | Brian Mance, CB | 6 | 11 | 17 |
| | Justin Miller, CB | 8 | 9 | 17 |
| 2003 | Justin Miller, CB | 2 | 13 | 15 |
| 2004 | Tye Hill, CB | 0 | 21 | 21 |
| 2005 | Tye Hill, CB | 3 | 7 | 10 |
| 2006 | Chris Clemons, S | 1 | 8 | 9 |
| 2007 | Chris Chancellor, CB | 4 | 9 | 13 |
| 2008 | Michael Hamlin, S | 6 | 10 | 16 |
| 2009 | Crezdon Butler, CB | 1 | 10 | 11 |
| 2010 | Marcus Gilchrist, CB | 1 | 10 | 11 |
| 2011 | Coty Sensabaugh, CB | 1 | 13 | 14 |
| 2012 | Garry Peters, CB | 1 | 8 | 9 |
| 2013 | Bashaud Breeland, DB | 4 | 13 | 17 |
| 2014 | Garry Peters, CB | 1 | 15 | 16 |
| 2015 | Cordrea Tankersley, CB | 5 | 11 | 16 |
| 2016 | Cordrea Tankersley, CB | 4 | 11 | 15 |
| 2017 | Ryan Carter, CB | 3 | 10 | 13 |
| 2018 | A.J. Terrell, CB | 3 | 7 | 10 |
| 2019 | Isaiah Simmons, LB | 3 | 10 | 13 |

RECOVERED FUMBLES

| Year | Player, Pos. | RF |
|------|------------------|----|
| 1954 | Wingo Avery, LB | 3 |
| 1955 | Willie Smith, DE | 2 |
| 1956 | Willie Smith, DE | 3 |
| 1957 | Ray Masneri, DE | 2 |



ISAIAH SIMMONS LED THE TIGERS IN TACKLES, TACKLES FOR LOSS AND SACKS IN 2019.

YEARLY DEFENSIVE LEADERS

| | | | | |
|------|----------------------|---|----------------------------|---|
| 1958 | Bill Thomas, DL | 2 | Vince Taylor, ILB | 3 |
| 1959 | Harold Olson, DT | 3 | 1990 many (3) | 2 |
| 1960 | Bob Coleman, LB | 3 | 1991 Levon Kirkland, OLB | 2 |
| 1961 | Wendell Black, DB | 3 | Wayne Simmons, OLB | 2 |
| 1962 | many | 1 | 1992 many (8) | 1 |
| 1963 | many (4) | 2 | 1993 many (3) | 2 |
| 1964 | Joe Blackwell, DL | 3 | 1994 LaMarick Simpson, DT | 3 |
| 1965 | many (3) | 2 | 1995 Brian Dawkins, SS | 2 |
| 1966 | Wayne Page, DB | 2 | 1996 Kelton Dunnican, FB | 3 |
| 1967 | George Burnett, DB | 2 | 1997 Rahim Abdullah, OLB | 2 |
| 1968 | Ronnie Ducworth, DE | 4 | 1998 Adrian Dingle, DE | 3 |
| 1969 | Ivan Southerland, DE | 3 | 1999 Keith Adams, LB | 2 |
| 1970 | B.B. Elvington, DT | 4 | 2000 many (3) | 2 |
| 1971 | Larry Hefner, LB | 3 | 2001 Nick Eason, DT | 2 |
| | Bobby Johnson, DB | 3 | 2002 Rodney Thomas, LB | 2 |
| 1972 | Jeff Stocks, DE | 3 | 2003 many (9) | 1 |
| 1973 | G.G. Galloway, DT | 3 | 2004 Travis Pugh, FS | 2 |
| 1974 | Willie Anderson, MG | 2 | 2005 Dorell Scott, DT | 2 |
| 1975 | Dennis Smith, DB | 3 | 2006 Gaines Adams, DE | 3 |
| 1976 | many (5) | 2 | Duane Coleman, CB | 3 |
| 1977 | Roy Eppes, DB | 3 | 2007 Michael Hamlin, S | 2 |
| 1978 | Randy Scott, ILB | 3 | Nick Watkins, LB | 2 |
| 1979 | Jeff Davis, ILB | 2 | 2008 Brandon Maye, LB | 3 |
| 1980 | Jeff Davis, ILB | 2 | 2009 many (9) | 1 |
| | Joe Glenn, DE | 2 | 2010 many (5) | 1 |
| 1981 | Jeff Davis, ILB | 4 | 2011 Rashard Hall, S | 2 |
| 1982 | many (4) | 2 | Jonathan Meeks, S | 2 |
| 1983 | William Devane, MG | 4 | 2012 Corey Crawford, DE | 2 |
| 1984 | William Perry, MG | 3 | 2013 Spencer Shuey, LB | 4 |
| 1985 | A.J. Johnson, FS | 3 | 2014 B.J. Goodson, LB | 3 |
| | Henry Walls, ILB | 3 | 2015 B.J. Goodson, LB | 2 |
| 1986 | many (8) | 1 | 2016 Dexter Lawrence, DT | 2 |
| 1987 | Tony Stephens, MG | 2 | Christian Wilkins, DE | 2 |
| 1988 | Gene Beasley, SS | 3 | 2017 Dorian O'Daniel, LB | 2 |
| | Doug Brewster, ILB | 3 | 2018 Christian Wilkins, DT | 2 |
| 1989 | Levon Kirkland, OLB | 3 | 2019 many (11) | 1 |

| TAKEAWAYS | | | | |
|-----------|----------------------|------|----|------|
| Year | Player, Pos. | Int. | RF | Tot. |
| 1961 | Wendell Black, DB | 0 | 3 | 3 |
| 1962 | Rodney Rogers, DB | 3 | 1 | 4 |
| 1963 | Jimmy Bell, DB | 3 | 0 | 3 |
| | Walter Cox, DL | 1 | 2 | 3 |
| 1964 | Jimmy Bell, DB | 5 | 0 | 5 |
| | Richard Cooper, LB | 3 | 2 | 5 |
| 1965 | Kit Jackson, DB | 4 | 2 | 6 |
| 1966 | Phil Marion, DB | 4 | 1 | 5 |
| 1967 | Jimmy Carter, LB | 2 | 1 | 3 |
| 1968 | Bob Craig, DB | 3 | 1 | 4 |
| | Ronnie Ducworth, DE | 0 | 4 | 4 |
| 1969 | Bob Craig, DB | 3 | 1 | 4 |
| 1970 | many (4) | -- | -- | 4 |
| 1971 | Bobby Johnson, DB | 4 | 3 | 7 |
| 1972 | Jeff Siepe, DB | 3 | 1 | 4 |
| | Jeff Stocks, DE | 1 | 3 | 4 |
| 1973 | Lynn Carson, DB | 5 | 1 | 6 |
| 1974 | Dennis Smith, DB | 6 | 0 | 6 |
| 1975 | Dennis Smith, DB | 1 | 3 | 4 |
| 1976 | Randy Scott, LB | 2 | 2 | 4 |
| 1977 | Steve Ryan, CB | 6 | 0 | 6 |
| 1978 | Steve Ryan, CB | 4 | 2 | 6 |
| 1979 | Jeff Davis, ILB | 3 | 2 | 5 |
| 1980 | Eddie Geathers, CB | 3 | 1 | 4 |
| 1981 | Hollis Hall, CB | 5 | 1 | 6 |
| | Terry Kinard, FS | 6 | 0 | 6 |
| 1982 | Terry Kinard, FS | 6 | 1 | 7 |
| 1983 | Ty Davis, CB | 4 | 0 | 4 |
| | William Devane, MG | 0 | 4 | 4 |
| 1984 | Terence Mack, OLB | 3 | 1 | 4 |
| 1985 | Henry Walls, ILB | 2 | 3 | 5 |
| 1986 | Delton Hall, CB | 5 | 0 | 5 |
| 1987 | Donnell Woolford, CB | 5 | 1 | 6 |
| 1988 | Gene Beasley, SS | 3 | 3 | 6 |

| | | | | |
|------|------------------------|----|----|---|
| 1989 | Robert O'Neal, FS | 8 | 1 | 9 |
| 1990 | Dexter Davis, CB | 6 | 1 | 7 |
| 1991 | Kenziel Jackson, ILB | 2 | 1 | 3 |
| | Tyron Mouzon, SS | 3 | 0 | 3 |
| 1992 | many (3) | -- | -- | 3 |
| 1993 | many (3) | -- | -- | 4 |
| 1994 | Andre Carter, FS | 4 | 1 | 5 |
| 1995 | Brian Dawkins, SS | 6 | 2 | 8 |
| 1996 | Kelton Dunnican, FB | 0 | 3 | 3 |
| 1997 | Antwan Edwards, DB | 4 | 0 | 4 |
| 1998 | Antwan Edwards, CB | 2 | 2 | 4 |
| 1999 | Robert Carswell, FS | 6 | 1 | 7 |
| 2000 | Alex Ardley, CB | 6 | 0 | 6 |
| 2001 | Charles Hafley, SS | 4 | 1 | 5 |
| 2002 | Justin Miller, CB | 8 | 0 | 8 |
| 2003 | Jamaal Fudge, ROV | 4 | 1 | 5 |
| 2004 | Justin Miller, CB | 3 | 1 | 4 |
| 2005 | Jamaal Fudge, S | 3 | 1 | 4 |
| | Tye Hill, CB | 3 | 1 | 4 |
| 2006 | many (4) | -- | -- | 4 |
| 2007 | Michael Hamlin, S | 4 | 2 | 6 |
| 2008 | Michael Hamlin, S | 6 | 0 | 6 |
| 2009 | DeAndre McDaniel, S | 8 | 0 | 8 |
| 2010 | DeAndre McDaniel, S | 4 | 0 | 4 |
| 2011 | Jonathan Meeks, S | 3 | 2 | 5 |
| 2012 | Rashard Hall, S | 4 | 0 | 4 |
| 2013 | many (3) | -- | -- | 4 |
| 2014 | Robert Smith, S | 2 | 2 | 4 |
| 2015 | Cordrea Tankersley, CB | 5 | 0 | 5 |
| 2016 | Jadar Johnson, S | 5 | 0 | 5 |
| 2017 | Dorian O'Daniel, LB | 2 | 2 | 4 |
| 2018 | A.J. Terrell, CB | 3 | 0 | 3 |
| 2019 | Tanner Muse, S | 4 | 0 | 4 |
| | Isaiah Simmons, LB | 3 | 1 | 4 |

FOURTH QUARTER WINS

| Year | Opponent | Site | Score | Decisive Play | Time Left |
|------|----------------|------|-------|---|-----------|
| 1948 | Wake Forest | A | 21-14 | Fred Cone 1 run | 11:56 |
| | Auburn | A | 7-6 | Ray Mathews 1 run | 6:35 |
| | South Carolina | A | 13-7 | Oscar Thompson recovers blocked punt | 4:15 |
| 1949 | Auburn | N | 20-20 | | |
| 1950 | South Carolina | A | 14-14 | Fred Cone TD | |
| | Miami (Fla.) | A | 15-14 | Sterling Smith tackles Frank Smith for a safety | 6:00 |
| 1954 | Florida | A | 14-7 | Don King 1 run | 14:54 |
| 1955 | Virginia Tech | A | 21-16 | Charlie Bussey-Joel Wells 60 pass | 4:06 |
| | Wake Forest | A | 19-13 | Billy O'Dell 1 run | 2:20 |
| 1956 | NC State | A | 13-7 | Charlie Horne 10 run | 5:26 |
| | Florida | A | 20-20 | Bob Spooner 1 run | 0:32 |
| 1957 | Wake Forest | H | 13-6 | Harvey White-Doug Cline 22 pass | 1:36 |
| 1958 | Vanderbilt | A | 12-7 | Harvey White 3 run | 0:03 |
| | NC State | A | 13-6 | George Usry 1 run | 12:16 |
| | Virginia | H | 20-15 | Lowndes Shingler 1 run | 14:00 |
| | North Carolina | H | 26-21 | Doug Cline 2 run | 2:52 |
| 1959 | Wake Forest | H | 33-31 | George Usry 1 run | 4:24 |
| 1960 | Virginia Tech | H | 13-7 | Lowndes Shingler 4 run | 4:08 |
| 1962 | NC State | A | 7-0 | Pat Crain 1 run | 4:43 |
| | Maryland | A | 17-14 | Rodney Rogers 23 FG | 1:31 |
| | South Carolina | H | 20-17 | Rodney Rogers 24 FG | 1:24 |
| 1963 | North Carolina | A | 11-7 | Jim Parker 1 run | 7:54 |
| 1965 | Virginia | A | 20-14 | Thomas Ray-Wayne Bell 16 pass | 2:06 |
| 1966 | Duke | H | 9-6 | Jimmy Addison-Phil Rogers 25 pass | 2:32 |
| | Wake Forest | A | 23-21 | Wilson Childers, James Tompkins tackle for a safety | 0:25 |
| | Virginia | H | 40-35 | Adison 75 pass to Jacky Jackson | 3:49 |
| 1967 | Duke | A | 13-7 | Buddy Gore 9 run | |
| 1968 | NC State | A | 24-19 | Ray Yauger 7 run | 0:53 |
| 1971 | Wake Forest | H | 10-9 | Eddie Seigler 29 FG | 0:37 |
| 1973 | Virginia | H | 32-27 | Ken Pengitore-Jim Lanzendoen 28 pass | 6:44 |
| 1974 | Georgia Tech | H | 21-17 | Mike O'Cain-Bennie Cunningham 3 pass | 8:26 |
| | Georgia | H | 28-24 | Mike O'Cain 1 run | 8:44 |
| 1975 | Wake Forest | H | 16-14 | Willie Jordan 34 FG | 0:05 |
| 1976 | The Citadel | H | 10-7 | Ciro Piccirillo 23 FG | 0:54 |
| | Florida State | A | 15-12 | Steve Fuller 1 run | 6:36 |
| 1977 | NC State | H | 7-3 | Steve Fuller-Jerry Butler 19 pass | 12:46 |
| | South Carolina | A | 31-27 | Steve Fuller-Jerry Butler 20 pass | 0:49 |
| 1978 | North Carolina | H | 13-9 | Lester Brown 1 run | 9:48 |
| 1980 | Virginia | A | 27-24 | Obed Ariri 52 FG | 0:06 |
| 1982 | Boston College | H | 17-17 | Donald Igwebuike 43 FG | 5:40 |
| 1983 | Wake Forest | H | 24-17 | Stacey Driver 2 run | 4:13 |
| 1985 | Virginia Tech | A | 20-17 | David Treadwell 36 FG | 0:00 |
| | Virginia | H | 27-24 | Kenny Flowers 12 run | 13:45 |
| 1986 | Georgia | A | 31-28 | David Treadwell 46 FG | 0:00 |
| | Maryland | A | 17-17 | David Treadwell 21 FG | 0:10 |

| | | | | | |
|------|-----------------|---|-------|--|-------|
| 1987 | South Carolina | H | 21-21 | David Treadwell 31 FG | 2:50 |
| | Georgia | H | 21-20 | David Treadwell 21 FG | 0:02 |
| | Duke | H | 17-10 | Troy Johnson 4 run | 6:46 |
| | North Carolina | A | 13-10 | David Treadwell 30 FG | 0:32 |
| 1988 | Virginia | A | 10-7 | Rodney Williams-Chip Davis 14 pass | 1:52 |
| | Oklahoma | N | 13-6 | Terry Allen 4 run | 10:28 |
| 1990 | Maryland | A | 18-17 | DeChane Cameron-Rudy Harris 11 pass | 7:59 |
| | NC State | A | 24-17 | Howard Hall 1 run | 3:12 |
| 1991 | Georgia Tech | H | 9-7 | Ronald Williams 2 run | 2:06 |
| | Virginia | H | 20-20 | Nelson Welch 40 FG | 0:46 |
| 1992 | Virginia | A | 29-28 | Nelson Welch 32 FG | 0:55 |
| 1993 | South Carolina | A | 16-13 | Nelson Welch 31 FG | 11:53 |
| | Kentucky | N | 14-13 | Patrick Sapp-Terry Smith 21 pass | 0:20 |
| 1996 | Georgia Tech | H | 28-25 | Nealon Greene 1 run | 4:10 |
| 1997 | NC State | A | 19-17 | Matt Padgett 20 FG | 0:19 |
| | Duke | H | 29-20 | Rahim Abdullah 63 interception return | OT |
| 2000 | South Carolina | H | 16-14 | Aaron Hunt 25 FG | 0:03 |
| 2001 | Georgia Tech | A | 47-44 | Woodrow Dantzier 6 run | OT |
| 2002 | Duke | A | 34-31 | Aaron Hunt 21 FG | 0:08 |
| | South Carolina | H | 27-20 | Bernard Lambert 2 run | 9:38 |
| 2003 | Virginia | H | 30-27 | Charlie Whitehurst-Kevin Youngblood 4 pass | OT |
| 2004 | Wake Forest | H | 37-30 | Charlie Whitehurst-Kyle Browning 11 pass | OT |
| | Maryland | H | 10-7 | Reggie Merriweather 2 run | 0:23 |
| | Miami (Fla.) | A | 24-17 | Reggie Merriweather 2 run | OT |
| 2005 | Texas A&M | H | 25-24 | Jad Dean 42 FG | 0:02 |
| | Maryland | A | 28-24 | Reggie Merriweather 38 run | 2:58 |
| | South Carolina | A | 13-9 | James Davis 2 run | 5:58 |
| 2006 | Florida State | A | 27-20 | James Davis 1 run | 0:08 |
| 2007 | South Carolina | A | 23-21 | Mark Buchholz 35 FG | 0:00 |
| 2008 | Boston College | A | 27-21 | Cullen Harper-Aaron Kelly 4 pass | 7:10 |
| 2009 | Miami (Fla.) | A | 40-37 | Kyle Parker-Jacoby Ford 26 pass | OT |
| 2010 | NC State | H | 14-13 | Jamie Harper 4 run | 6:18 |
| 2011 | Wake Forest | H | 31-28 | Chandler Catanzaro 43 FG | 0:00 |
| 2012 | Louisiana State | N | 25-24 | Chandler Catanzaro 37 FG | 0:00 |
| 2013 | Ohio State | N | 40-35 | Tajh Boyd-Stanton Seckinger 5 pass | 6:16 |
| 2014 | Boston College | A | 17-13 | C.J. Davidson 32 run | 9:35 |
| 2016 | Louisville | H | 42-36 | Deshawn Watson-Jordan Leggett 31 pass | 3:14 |
| | NC State | H | 24-17 | Deshawn Watson-Artavis Scott 10 pass | OT |
| | Florida State | A | 37-34 | Deshawn Watson-Jordan Leggett 34 pass | 2:06 |
| | Alabama | N | 35-31 | Deshawn Watson-Hunter Renfrow 2 pass | 0:01 |
| 2018 | Syracuse | H | 27-23 | Travis Etienne 2 run | 0:41 |
| 2019 | Ohio State | N | 29-23 | Trevor Lawrence-Travis Etienne 34 pass | 1:49 |

Note: Above is a list of games since 1948 in which Clemson scored the last points of the game in the fourth quarter or overtime to erase a deficit or tie, and win or tie a game; games must have been decided by seven points or less, or in overtime; home wins in bold.

STREAK RECORDS

CONSECUTIVE GAMES (59)

by **Cannon Smith**, 2015-18; **Christian Wilkins**, 2015-18; **Tanner Muse**, 2016-19; **K'Von Wallace**, 2016-19
Notes: Smith and Wilkins played all 59 games from 2015-18 and helped Clemson to a 55-4 record. Muse and Wallace played all 59 games from 2016-19 and helped Clemson to a 55-4 record.

CONSECUTIVE STARTS (49)

by **Dalton Freeman**, 2009-12
Notes: Freeman started each of his last 49 games at center, including every game of the 2010, 2011 and 2012 seasons.

CONSECUTIVE STARTS BY A QUARTERBACK (40)

by **Tajh Boyd**, 2011-13
Notes: He started each of the last 40 games of his career at quarterback during the 2011-13 seasons and had a 32-8 record.

CONSECUTIVE 100-YARD RUSHING GAMES (6)

by **Travis Etienne**, 2019
Notes: Etienne's streak started against Florida State on Oct. 12 and ended when he totaled 51 rushing yards at South Carolina on Nov. 30.

CONSECUTIVE 100-YARD RECEIVING GAMES (3)

by **Charlie Waters**, 1969; **Tony Horne**, 1997; **Rod Gardner**, 2000; **DeAndre Hopkins**, 2012; **Sammy Watkins**, 2013
Notes: Waters' streak covered first three games of his senior year. Horne's streak covered the first three games of his senior year. Hopkins' streak covered the last game of 2011 and the first two games of 2012. Watkins had two three-game streaks in his junior year.

CONSECUTIVE 300-YARD PASSING GAMES (3)

by **Tajh Boyd**, 2013
Notes: Boyd had two three-game streaks in his senior year.

CONSECUTIVE 200-YARD PASSING GAMES (11)

by **Tajh Boyd**, 2011
Notes: Boyd passed for at least 200 yards in each of the first 11 games of his sophomore year.

CONSECUTIVE GAME SCORING (53)

by **Chandler Catanzaro**, 2010-13
Notes: Catanzaro scored a point in all 53 games of his career.

CONSECUTIVE GAMES SCORING TOUCHDOWN (14)

by **C.J. Spiller**, 2009
Notes: Spiller was the only player in the nation to score at least one touchdown in every game in 2009.

CONSECUTIVE PLAYS RUSHING BALL (12)

by **Raymond Priestler**, 1997
Notes: Priestler ran 12 straight plays at Maryland in 1997, and he ended the game with 204 yards rushing in a record-tying 36 carries.

CONSECUTIVE GAMES WITH RECEIVING TOUCHDOWN (10)

by **DeAndre Hopkins**, 2012
Notes: The previous record was five games in a row, therefore Hopkins doubled the previous mark. He had at least one receiving touchdown in 12 of the 13 games in 2012.

CONSECUTIVE GAMES WITH PASSING TOUCHDOWN (31)

by **Deshaun Watson**, 2014-16
Notes: The streak dated from the South Carolina game in 2014 through the 2016 National Championship Game versus Alabama.

CONSECUTIVE COMPLETIONS (19)

by **Deshaun Watson**, 2016
Notes: Watson completed his last nine passes against South Carolina and first 10 versus Virginia Tech.

CONSECUTIVE GAMES WITH COMPLETION (46)

by **Rodney Williams**, 1985-88

CONSECUTIVE PASSES WITHOUT INTERCEPTION (239)

by **Trevor Lawrence**, 2019
Notes: The streak started in the first half at Louisville on Oct. 19. Lawrence did not throw an interception in the last eight games of the 2019 season.

CONSECUTIVE PASSES WITHOUT INTERCEPTION TO START CAREER (165)

by **Cullen Harper**, 2007

CONSECUTIVE GAMES WITH 200 TOTAL OFFENSE YARDS (13)

by **Deshaun Watson**, 2016
Notes: Watson's streak covered the final 11 games of 2015, and ended with the SC State game in 2016.

CONSECUTIVE GAMES WITH RECEPTION (43)

by **Hunter Renfrow**, 2015-18
Notes: Renfrow's streak covered the final 43 games of his career, including the last three games of his freshman season in 2015 and 11 of the team's 15 games he played in 2016.

CONSECUTIVE EXTRA POINTS MADE (88)

by **Mark Buchholz**, 2007,08
Notes: Buchholz was a perfect 88-88 on extra points in his two-year Tiger career.

CONSECUTIVE FIELD GOALS MADE (20)

by **Chandler Catanzaro**, 2011,12
Notes: Catanzaro's streak began with a game-winning 43-yard field goal against Wake Forest in 2011. He made his last eight field-goal attempts in 2011 and his first 12 field-goal attempts in 2012. The streak ended with a 48-yard attempt that missed wide-left by inches at Wake Forest. It was his only field-goal miss in 2012.

CONSECUTIVE GAMES MAKING FIELD GOAL (15)

by **Obed Ariri**, 1979-80; **Chris Gardocki**, 1988-89

CONSECUTIVE GAMES WITH 40-YARD PUNTING AVERAGE (12)

by **Dale Hatcher**, 1983,84
Notes: Hatcher had a streak of 12 games broken with a 39.6-yard average in his last game in 1984.

CONSECUTIVE GAMES WITH SACK (9)

by **Da'Quan Bowers**, 2010
Notes: Bowers was involved in a sack in nine straight games, starting at Auburn (September 18) through Wake Forest (November 20). He had a half sack at Boston College that kept the streak alive.

CONSECUTIVE GAMES WITH INTERCEPTION (4)

by **Bobby Gage**, 1948; **Terry Kinard**, 1980,81; **Dexter Davis**, 1990; **Rashard Hall**, 2009

CONSECUTIVE DOUBLE-FIGURE TACKLE GAMES (19)

by **Jeff Davis**, 1980,81

CONSECUTIVE GAMES WITH TACKLE (53)

by **DeAndre McDaniel**; 2007-10
Notes: McDaniel had a tackle in all 53 of his career games. He also had at least two tackles in each of his last 38 games.

CONSECUTIVE GAMES WITH TACKLE FOR LOSS (20)

by **Keith Adams**, 1999,00
Notes: Adams had at least one tackle for loss in every game in 1999 and the first eight games of 2000. Georgia Tech ended his streak in 2000.

TEMPERATURE & DURATION RECORDS

HOTTEST KICKOFF TEMPERATURE

| Date | Opponent | W-L | Score | Temp. |
|-----------|-------------------|-----|-------|-------|
| 9-18-2004 | at Texas A&M | L | 6-27 | 95 |
| 9-3-2011 | Troy | W | 43-19 | 95 |
| 9-7-2019 | Texas A&M | W | 24-10 | 94 |
| 9-20-1997 | Florida State | L | 28-35 | 93 |
| 9-18-2010 | at Auburn | L | 24-27 | 93 |
| 9-4-1999 | Marshall | L | 10-13 | 92 |
| 9-17-2005 | Miami (Fla.) | L | 30-36 | 92 |
| 9-6-2008 | The Citadel | W | 45-17 | 91 |
| 9-13-2008 | NC State | W | 27-9 | 91 |
| 9-28-2019 | at North Carolina | W | 21-20 | 91 |
| 9-6-2014 | SC State | W | 73-7 | 90 |
| 9-10-2016 | Troy | W | 30-24 | 90 |
| 9-22-2018 | at Georgia Tech | W | 49-21 | 90 |

Note: Home games in bold.

COLDEST KICKOFF TEMPERATURE

| Date | Opponent | W-L | Score | Temp. |
|------------|-------------------|-----|-------|-------|
| 10-28-1961 | at Auburn | L | 14-24 | 24 |
| 12-31-2001 | Louisiana Tech | W | 49-24 | 32 |
| 11-10-2018 | at Boston College | W | 27-7 | 34 |
| 11-22-2008 | at Virginia | W | 13-3 | 35 |
| 11-9-1991 | at North Carolina | W | 21-6 | 38 |
| 11-25-1972 | South Carolina | W | 7-6 | 39 |
| 12-27-2009 | Kentucky | W | 21-13 | 39 |
| 11-14-1992 | at Maryland | L | 23-53 | 41 |
| 11-16-1996 | NC State | W | 40-17 | 41 |
| 11-15-1986 | Maryland | T | 17-17 | 42 |
| 12-5-2015 | North Carolina | W | 45-37 | 42 |

Note: Home games in bold.

LONGEST GAMES

| Date | Opponent | W-L | Score | Time |
|------------|-------------------|--------------------|-------|------|
| 9-17-2005 | Miami (Fla.) | L ^(30T) | 30-36 | 4:10 |
| 1-9-2017 | Alabama | W | 35-31 | 4:08 |
| 1-2-2004 | Tennessee | W | 27-14 | 4:05 |
| 9-9-2006 | at Boston College | L ^(20T) | 33-34 | 4:00 |
| 9-4-2004 | Wake Forest | W ^(20T) | 37-30 | 3:58 |
| 10-29-2016 | at Florida State | W | 37-34 | 3:56 |
| 1-13-2020 | Louisiana State | L | 25-42 | 3:56 |
| 10-1-2001 | at NC State | W | 45-37 | 3:55 |
| 10-2-2010 | Miami (Fla.) | L | 21-30 | 3:54 |
| 10-6-2007 | Virginia Tech | L | 23-41 | 3:53 |

Note: Home games in bold.

SHORTEST GAMES

| Date | Opponent | W-L | Score | Time |
|------------|-------------------|-----|-------|------|
| 9-17-1977 | at Georgia | W | 7-6 | 2:05 |
| 10-9-1971 | Duke | W | 3-0 | 2:10 |
| 10-7-1972 | at Georgia Tech | L | 9-31 | 2:10 |
| 10-14-1972 | Duke | L | 0-7 | 2:10 |
| 10-13-1973 | Virginia | W | 32-26 | 2:10 |
| 9-28-1996 | Wake Forest | W | 21-10 | 2:16 |
| 10-13-1979 | at Virginia Tech | W | 21-0 | 2:17 |
| 10-27-1990 | at Wake Forest | W | 24-6 | 2:18 |
| 9-22-1979 | Georgia | W | 12-7 | 2:22 |
| 10-8-1988 | at Virginia | W | 10-7 | 2:23 |
| 9-6-1997 | Appalachian State | W | 23-12 | 2:23 |

Note: Home games in bold.

TIGER STREAKS

WINNING STREAKS

| | | |
|-----------------|----|---|
| Overall: | 29 | Began with a 48-7 win over Furman on Sept. 1, 2018 and ended with a 42-25 loss to Louisiana State in the National Championship Game on Jan. 13, 2020. |
| Home: | 22 | Began with a 56-7 win over South Carolina on Nov. 26, 2017 and is active. |
| Away: | 12 | Began with a 20-17 win at Louisville on Sept. 17, 2015 and ended with a 27-24 loss at Syracuse on Oct. 13, 2017. Also began with a 38-31 win at NC State on Nov. 4, 2017 and is active. |
| vs. ACC: | 22 | Began with a 24-10 win over Georgia Tech on Oct. 28, 2017 and is still active (includes ACC Championship Games). |

UNBEATEN STREAKS

| | | |
|-----------------|----|---|
| Overall: | 29 | Began with a 48-7 win over Furman on Sept. 1, 2018 and ended with a 42-25 loss to Louisiana State in the National Championship Game on Jan. 13, 2020. |
| Home: | 25 | Began with a 27-6 win over South Carolina on Nov. 22, 1980 and ended with a 22-21 loss to South Carolina on Nov. 24, 1984. |
| Away: | 12 | Began with a 20-17 win at Louisville on Sept. 17, 2015 and ended with a 27-24 loss at Syracuse on Oct. 13, 2017. Also began with a 38-31 win at NC State on Nov. 4, 2017 and is active. |
| vs. ACC: | 22 | Began with a 24-10 win over Georgia Tech on Oct. 28, 2017 and is still active (includes ACC Championship Games). |

CAREER LEADERS

RUSHING

RUSHING YARDS

| Rk | Player | Years | Car. | Y/C | TD | Yards |
|-----|-------------------|---------|------|------|----|-------|
| 1. | Travis Etienne | 2017-19 | 518 | 7.80 | 56 | 4038 |
| 2. | Raymond Priestler | 1994-97 | 805 | 4.93 | 21 | 3966 |
| 3. | James Davis | 2005-08 | 753 | 5.15 | 47 | 3881 |
| 4. | C.J. Spiller | 2006-09 | 606 | 5.85 | 32 | 3547 |
| 5. | Andre Ellington | 2009-12 | 621 | 5.53 | 33 | 3436 |
| 6. | Wayne Gallman | 2014-16 | 676 | 5.07 | 34 | 3429 |
| 7. | Travis Zachery | 1998-01 | 691 | 4.43 | 41 | 3058 |
| 8. | Kenny Flowers | 1983-86 | 590 | 4.94 | 26 | 2914 |
| 9. | Terry Allen | 1987-89 | 523 | 5.31 | 28 | 2778 |
| 10. | Woodrow Dantzler | 1998-01 | 591 | 4.67 | 27 | 2761 |
| 11. | Buddy Gore | 1966-68 | 600 | 4.29 | 15 | 2571 |
| 12. | Ray Yauger | 1968-70 | 555 | 4.39 | 16 | 2439 |
| 13. | Chuck McSwain | 1979-82 | 483 | 4.80 | 23 | 2320 |
| 14. | Stacey Driver | 1982-85 | 476 | 4.82 | 15 | 2293 |
| 15. | Ken Callicutt | 1973-77 | 492 | 4.59 | 11 | 2256 |

CARRIES

| Rk | Player | Years | Yards | Y/C | Car. |
|-----|-------------------|---------|-------|------|------|
| 1. | Raymond Priestler | 1994-97 | 3966 | 4.93 | 805 |
| 2. | James Davis | 2005-08 | 3881 | 5.15 | 753 |
| 3. | Travis Zachery | 1998-01 | 3058 | 4.43 | 691 |
| 4. | Wayne Gallman | 2014-16 | 3429 | 5.07 | 676 |
| 5. | Andre Ellington | 2009-12 | 3436 | 5.53 | 621 |
| 6. | C.J. Spiller | 2006-09 | 3547 | 5.85 | 606 |
| 7. | Buddy Gore | 1966-68 | 2571 | 4.29 | 600 |
| 8. | Woodrow Dantzler | 1998-01 | 2761 | 4.67 | 591 |
| 9. | Kenny Flowers | 1983-86 | 2914 | 4.94 | 590 |
| 10. | Ray Yauger | 1968-70 | 2439 | 4.39 | 555 |
| 11. | Steve Fuller | 1975-78 | 1737 | 3.20 | 535 |
| 12. | Terry Allen | 1987-89 | 2778 | 5.31 | 523 |
| 13. | Travis Etienne | 2017-19 | 4038 | 7.80 | 518 |
| 14. | Rodney Blunt | 1989-93 | 2173 | 4.28 | 508 |
| 15. | Lester Brown | 1976-79 | 2228 | 4.45 | 505 |
| | Tajh Boyd | 2010-13 | 1165 | 2.31 | 505 |

YARDS PER CARRY

| Rk | Player | Years | Car. | Yards | Y/C |
|-----|-------------------|------------|------|-------|------|
| 1. | Travis Etienne | 2017-19 | 518 | 4038 | 7.80 |
| 2. | Lyn-J Dixon | 2018,19 | 166 | 1182 | 7.12 |
| 3. | Tavien Feaster | 2016-18 | 222 | 1330 | 5.99 |
| 4. | Jackie Calvert | 1948-50 | 194 | 1149 | 5.92 |
| 5. | C.J. Spiller | 2006-09 | 606 | 3547 | 5.85 |
| 6. | Terrence Flagler | 1983-86 | 379 | 2162 | 5.70 |
| 7. | Ray Mathews | 1947-50 | 331 | 1886 | 5.70 |
| 8. | Ronald Williams | 1990-92 | 326 | 1824 | 5.60 |
| 9. | Andre Ellington | 2009-12 | 621 | 3436 | 5.53 |
| 10. | Doug Cline | 1957-59 | 209 | 1117 | 5.34 |
| 11. | Roderick McDowell | 2010-13 | 318 | 1699 | 5.34 |
| 12. | Buck George | 1951-54 | 240 | 1280 | 5.33 |
| 13. | Terry Allen | 1987-89 | 523 | 2778 | 5.31 |
| 14. | Hal Davis | 1962-64 | 194 | 1024 | 5.28 |
| 15. | Adam Choice | 2014,16-18 | 239 | 1250 | 5.23 |

Note: Minimum 1,000 yards.

RUSHING TOUCHDOWNS

| Rk | Player | Years | Car. | Yards | TD |
|----|-----------------|---------|------|-------|----|
| 1. | Travis Etienne | 2017-19 | 518 | 4038 | 56 |
| 2. | James Davis | 2005-08 | 753 | 3881 | 47 |
| 3. | Travis Zachery | 1998-01 | 691 | 3058 | 41 |
| 4. | Wayne Gallman | 2014-16 | 676 | 3429 | 34 |
| 5. | Andre Ellington | 2009-12 | 621 | 3436 | 33 |
| 6. | C.J. Spiller | 2006-09 | 606 | 3547 | 32 |
| 7. | Lester Brown | 1976-79 | 505 | 2228 | 31 |
| 8. | Fred Cone | 1948-50 | 466 | 2172 | 30 |

| | | | | | |
|-----|------------------|---------|-----|------|----|
| 9. | Terry Allen | 1987-89 | 523 | 2778 | 28 |
| 10. | Cliff Austin | 1978-82 | 423 | 2139 | 27 |
| | Woodrow Dantzler | 1998-01 | 591 | 2761 | 27 |

PASSING

PASSING YARDS

| Rk | Player | Years | Att. | Co. | Pct. | Yards |
|-----|--------------------|---------|------|-----|------|--------|
| 1. | Tajh Boyd | 2010-13 | 1402 | 901 | 64.3 | 11,904 |
| 2. | Deshawn Watson | 2014-16 | 1207 | 814 | 67.4 | 10,163 |
| 3. | Charlie Whitehurst | 2002-05 | 1368 | 817 | 59.7 | 9665 |
| 4. | Trevor Lawrence | 2018,19 | 804 | 527 | 65.5 | 6945 |
| 5. | Woodrow Dantzler | 1998-01 | 796 | 460 | 57.8 | 6037 |
| 6. | Cullen Harper | 2005-08 | 815 | 518 | 63.6 | 5762 |
| 7. | Nealson Greene | 1994-97 | 805 | 458 | 56.9 | 5719 |
| 8. | Kyle Parker | 2009,10 | 710 | 401 | 56.5 | 4739 |
| 9. | Rodney Williams | 1985-88 | 717 | 333 | 46.4 | 4647 |
| 10. | Steve Fuller | 1975-78 | 554 | 287 | 51.8 | 4359 |
| 11. | Tommy Kendrick | 1969-71 | 644 | 303 | 47.0 | 3893 |
| 12. | Homer Jordan | 1979-82 | 479 | 250 | 52.2 | 3643 |
| 13. | Brandon Streeter | 1996-99 | 519 | 294 | 56.6 | 3504 |
| 14. | Mike Eppley | 1980-84 | 449 | 252 | 56.1 | 3354 |
| 15. | Kelly Bryant | 2015-18 | 470 | 311 | 66.2 | 3338 |

PASSING ATTEMPTS

| Rk | Player | Years | Co. | Yards | Att. |
|-----|--------------------|---------|-----|--------|------|
| 1. | Tajh Boyd | 2010-13 | 901 | 11,904 | 1402 |
| 2. | Charlie Whitehurst | 2002-05 | 817 | 9665 | 1368 |
| 3. | Deshawn Watson | 2014-16 | 814 | 10,163 | 1207 |
| 4. | Cullen Harper | 2005-08 | 518 | 5762 | 815 |
| 5. | Nealson Greene | 1994-97 | 458 | 5719 | 805 |
| 6. | Trevor Lawrence | 2018,19 | 527 | 6945 | 804 |
| 7. | Woodrow Dantzler | 1998-01 | 460 | 6037 | 796 |
| 8. | Rodney Williams | 1985-88 | 333 | 4647 | 717 |
| 9. | Kyle Parker | 2009,10 | 401 | 4739 | 710 |
| 10. | Tommy Kendrick | 1969-71 | 303 | 3893 | 644 |
| 11. | Steve Fuller | 1975-78 | 287 | 4359 | 554 |
| 12. | Brandon Streeter | 1996-99 | 294 | 3504 | 519 |
| 13. | Homer Jordan | 1979-82 | 250 | 3643 | 479 |
| 14. | DeChane Cameron | 1988-91 | 257 | 3300 | 470 |
| | Kelly Bryant | 2015-18 | 311 | 3338 | 470 |

COMPLETIONS

| Rk | Player | Years | Att. | Yards | Co. |
|-----|--------------------|---------|------|--------|-----|
| 1. | Tajh Boyd | 2010-13 | 1402 | 11,904 | 901 |
| 2. | Charlie Whitehurst | 2002-05 | 1368 | 9665 | 817 |
| 3. | Deshawn Watson | 2014-16 | 1207 | 10,163 | 814 |
| 4. | Trevor Lawrence | 2018,19 | 804 | 6945 | 527 |
| 5. | Cullen Harper | 2005-08 | 815 | 5762 | 518 |
| 6. | Woodrow Dantzler | 1998-01 | 796 | 6037 | 460 |
| 7. | Nealson Greene | 1994-97 | 805 | 5719 | 458 |
| 8. | Kyle Parker | 2009,10 | 710 | 4739 | 401 |
| 9. | Rodney Williams | 1985-88 | 717 | 4647 | 333 |
| 10. | Kelly Bryant | 2015-18 | 470 | 3338 | 311 |
| 11. | Tommy Kendrick | 1969-71 | 644 | 3893 | 303 |
| 12. | Brandon Streeter | 1996-99 | 519 | 3504 | 294 |
| 13. | Steve Fuller | 1975-78 | 554 | 4359 | 287 |
| 14. | Cole Stoudt | 2011-14 | 421 | 2634 | 277 |
| 15. | DeChane Cameron | 1988-91 | 470 | 3300 | 257 |

COMPLETION PERCENTAGE

| Rk | Player | Years | Co.-Att. | Pct. |
|----|-----------------|---------|----------|------|
| 1. | Deshawn Watson | 2014-16 | 814-1207 | 67.4 |
| 2. | Kelly Bryant | 2015-18 | 311-470 | 66.2 |
| 3. | Cole Stoudt | 2011-14 | 277-421 | 65.8 |
| 4. | Trevor Lawrence | 2018,19 | 527-804 | 65.5 |
| 5. | Tajh Boyd | 2010-13 | 901-1402 | 64.3 |

| | | | | |
|-----|--------------------|---------|----------|------|
| 6. | Cullen Harper | 2005-08 | 518-815 | 63.6 |
| 7. | Charlie Whitehurst | 2002-05 | 817-1368 | 59.7 |
| 8. | Will Proctor | 2003-06 | 201-338 | 59.5 |
| 9. | Woodrow Dantzler | 1998-01 | 460-796 | 57.8 |
| 10. | Nealson Greene | 1994-97 | 458-805 | 56.9 |
| 11. | Chris Morocco | 1986-89 | 89-157 | 56.7 |
| 12. | Brandon Streeter | 1996-99 | 294-519 | 56.6 |
| 13. | Kyle Parker | 2009,10 | 401-710 | 56.5 |
| 14. | Mike Eppley | 1980-84 | 252-449 | 56.1 |
| 15. | DeChane Cameron | 1988-91 | 257-470 | 54.7 |

Note: Minimum 150 passing attempts.

PASSING YARDS PER ATTEMPT

| Rk | Player | Years | Att. | Yards | Y/Att. |
|-----|------------------|---------|------|--------|--------|
| 1. | Bobby Gage | 1945-48 | 278 | 2448 | 8.81 |
| 2. | Jackie Calvert | 1948-50 | 101 | 885 | 8.76 |
| 3. | Trevor Lawrence | 2018,19 | 804 | 6945 | 8.64 |
| 4. | Tajh Boyd | 2010-13 | 1402 | 11,904 | 8.49 |
| 5. | Deshawn Watson | 2014-16 | 1207 | 10,163 | 8.42 |
| 6. | Chris Morocco | 1986-89 | 157 | 1238 | 7.89 |
| 7. | Steve Fuller | 1975-78 | 554 | 4359 | 7.87 |
| 8. | Will Proctor | 2003-06 | 338 | 2634 | 7.79 |
| 9. | Homer Jordan | 1979-82 | 479 | 3643 | 7.61 |
| 10. | Mark Fellers | 1972-74 | 124 | 943 | 7.60 |
| 11. | Woodrow Dantzler | 1998-01 | 796 | 6037 | 7.58 |
| 12. | Chase Brice | 2018,19 | 136 | 1023 | 7.52 |
| 13. | Mike Eppley | 1980-84 | 449 | 3354 | 7.47 |
| 14. | Harvey White | 1957-59 | 289 | 2103 | 7.28 |
| 15. | Nealson Greene | 1994-97 | 805 | 5719 | 7.10 |

Note: Minimum 100 passing attempts.

PASSING TOUCHDOWNS

| Rk | Player | Years | Att. | Int. | TD |
|-----|--------------------|---------|------|------|-----|
| 1. | Tajh Boyd | 2010-13 | 1402 | 39 | 107 |
| 2. | Deshawn Watson | 2014-16 | 1207 | 32 | 90 |
| 3. | Trevor Lawrence | 2018,19 | 804 | 12 | 66 |
| 4. | Charlie Whitehurst | 2002-05 | 1368 | 46 | 49 |
| 5. | Cullen Harper | 2005-08 | 815 | 20 | 42 |
| 6. | Woodrow Dantzler | 1998-01 | 796 | 24 | 41 |
| 7. | Nealson Greene | 1994-97 | 805 | 26 | 35 |
| 8. | Kyle Parker | 2009,10 | 710 | 23 | 32 |
| 9. | Mike Eppley | 1980-84 | 449 | 26 | 28 |
| 10. | Bobby Gage | 1945-48 | 278 | 27 | 24 |
| | Tommy Kendrick | 1969-71 | 644 | 42 | 24 |
| 12. | Steve Fuller | 1975-78 | 554 | 21 | 22 |
| 13. | Will Proctor | 2003-06 | 338 | 11 | 19 |
| 14. | Harvey White | 1957-59 | 289 | 12 | 18 |
| 15. | Brandon Streeter | 1996-99 | 519 | 26 | 17 |
| | Cole Stoudt | 2011-14 | 421 | 11 | 17 |

INTERCEPTION AVOIDANCE

| Rk | Player | Years | Int.-Att. | Pct. |
|-----|------------------|---------|-----------|------|
| 1. | Trevor Lawrence | 2018,19 | 12-804 | 1.49 |
| 2. | Kelly Bryant | 2015-18 | 10-470 | 2.13 |
| 3. | Cullen Harper | 2005-08 | 20-815 | 2.45 |
| 4. | Chris Morocco | 1986-89 | 4-157 | 2.55 |
| 5. | Cole Stoudt | 2011-14 | 11-421 | 2.61 |
| 6. | Deshawn Watson | 2014-16 | 32-1207 | 2.65 |
| 7. | Patrick Sapp | 1992-95 | 10-365 | 2.74 |
| 8. | Tajh Boyd | 2010-13 | 39-1402 | 2.78 |
| 9. | Chase Brice | 2018,19 | 4-136 | 2.94 |
| 10. | Woodrow Dantzler | 1998-01 | 24-796 | 3.02 |
| 11. | DeChane Cameron | 1988-91 | | |

CAREER LEADERS

RECEIVING

RECEPTIONS

| Rk | Player, Pos. | Years | Yards | Avg. | TD | Rec. |
|-----|------------------------|---------|-------|------|----|------|
| 1. | Artavis Scott, WR | 2014-16 | 2480 | 10.1 | 19 | 245 |
| 2. | Sammy Watkins, WR | 2011-13 | 3391 | 14.1 | 27 | 240 |
| 3. | Aaron Kelly, WR | 2005-08 | 2733 | 11.8 | 20 | 232 |
| 4. | DeAndre Hopkins, WR | 2010-12 | 3020 | 14.7 | 27 | 206 |
| 5. | Hunter Renfrow, WR | 2015-18 | 2133 | 11.5 | 15 | 186 |
| 6. | Mike Williams, WR | 2013-16 | 2727 | 15.4 | 21 | 177 |
| 7. | Derrick Hamilton, WR | 2001-03 | 2312 | 13.8 | 16 | 167 |
| 8. | Rod Gardner, WR | 1997-00 | 2498 | 15.0 | 13 | 166 |
| 9. | Terry Smith, WR | 1990-93 | 2681 | 16.5 | 15 | 162 |
| 10. | Perry Tuttle, WR | 1978-81 | 2534 | 16.9 | 17 | 150 |
| 11. | Jacoby Ford, WR | 2006-09 | 1986 | 13.9 | 16 | 143 |
| 12. | DeAndre Youngblood, WR | 2000-03 | 1713 | 12.1 | 6 | 142 |
| 13. | Chansi Stuckey, WR | 2003-06 | 1760 | 12.5 | 7 | 141 |
| 14. | Jerry Butler, WR | 1975-78 | 2223 | 16.0 | 11 | 139 |
| 15. | Brian Wofford, WR | 1996-99 | 1857 | 13.5 | 13 | 138 |
| | Airese Currie, WR | 2001-04 | 2030 | 14.7 | 10 | 138 |

RECEIVING YARDS

| Rk | Player, Pos. | Years | Rec. | Yards |
|-----|----------------------|---------|------|-------|
| 1. | Sammy Watkins, WR | 2011-13 | 240 | 3391 |
| 2. | DeAndre Hopkins, WR | 2010-12 | 206 | 3020 |
| 3. | Aaron Kelly, WR | 2005-08 | 232 | 2733 |
| 4. | Mike Williams, WR | 2013-16 | 177 | 2727 |
| 5. | Terry Smith, WR | 1990-93 | 162 | 2681 |
| 6. | Perry Tuttle, WR | 1978-81 | 150 | 2534 |
| 7. | Rod Gardner, WR | 1997-00 | 166 | 2498 |
| 8. | Artavis Scott, WR | 2014-16 | 245 | 2480 |
| 9. | Tee Higgins, WR | 2017-19 | 135 | 2448 |
| 10. | Derrick Hamilton, WR | 2001-03 | 167 | 2312 |
| 11. | Jerry Butler, WR | 1975-78 | 139 | 2223 |
| 12. | Hunter Renfrow, WR | 2015-18 | 186 | 2133 |
| 13. | Deon Cain, WR | 2015-17 | 130 | 2040 |
| 14. | Airese Currie, WR | 2001-04 | 138 | 2030 |
| 15. | Jacoby Ford, WR | 2006-09 | 143 | 1986 |

YARDS PER RECEPTION

| Rk | Player, Pos. | Years | Rec. | Yards | Y/Rec. |
|-----|---------------------|---------|------|-------|--------|
| 1. | Martavis Bryant, WR | 2011-13 | 61 | 1354 | 22.2 |
| 2. | Joe Blalock, TE | 1939-41 | 38 | 773 | 20.3 |
| 3. | Gary Cooper, FLK | 1985-89 | 79 | 1592 | 20.2 |
| 4. | Tee Higgins, WR | 2017-19 | 135 | 2448 | 18.1 |
| 5. | Frank Magwood, WR | 1979-82 | 51 | 920 | 18.0 |
| 6. | Glenn Smith, E | 1949-51 | 88 | 1576 | 17.9 |
| 7. | Eddis Freeman, E | 1943-46 | 37 | 655 | 17.7 |
| 8. | Dwight Clark, WR | 1975-78 | 33 | 571 | 17.3 |
| 9. | Bill Mathis, TB | 1957-59 | 35 | 602 | 17.2 |
| 10. | Charlie Waters, WR | 1967-69 | 68 | 1166 | 17.1 |

Note: Minimum 30 receptions.

RECEIVING TOUCHDOWNS

| Rk | Player, Pos. | Years | TD |
|-----|---------------------|---------|----|
| 1. | DeAndre Hopkins, WR | 2010-12 | 27 |
| | Sammy Watkins, WR | 2011-13 | 27 |
| | Tee Higgins, WR | 2017-19 | 27 |
| 4. | Mike Williams, WR | 2013-16 | 21 |
| 5. | Aaron Kelly, WR | 2005-08 | 20 |
| | Deon Cain, WR | 2015-17 | 20 |
| 7. | Artavis Scott, WR | 2014-16 | 19 |
| 8. | Glenn Smith, E | 1949-51 | 18 |
| | Jordan Leggett, TE | 2013-16 | 18 |
| 10. | Perry Tuttle, WR | 1978-81 | 17 |
| | Justyn Ross, WR | 2018,19 | 17 |

MISCELLANEOUS

TOTAL OFFENSE YARDS

| Rk | Player | Years | Plays | Rush | Pass | Total |
|-----|--------------------|---------|-------|------|--------|--------|
| 1. | Tajh Boyd | 2010-13 | 1907 | 1165 | 11,904 | 13,069 |
| 2. | Dashaun Watson | 2014-16 | 1643 | 1931 | 10,163 | 12,094 |
| 3. | Charlie Whitehurst | 2002-05 | 1634 | 98 | 9665 | 9763 |
| 4. | Woodrow Dantzler | 1998-01 | 1587 | 2761 | 6037 | 8798 |
| 5. | Trevor Lawrence | 2018,19 | 967 | 740 | 6945 | 7685 |
| 6. | Nealon Greene | 1994-97 | 1158 | 1067 | 5719 | 6786 |
| 7. | Steve Fuller | 1975-78 | 1089 | 1737 | 4359 | 6096 |
| 8. | Cullen Harper | 2005-08 | 946 | -213 | 5762 | 5549 |
| 9. | Rodney Williams | 1985-88 | 1024 | 863 | 4647 | 5510 |
| 10. | Kyle Parker | 2009,10 | 818 | 163 | 4739 | 4902 |
| 11. | Homer Jordan | 1979-82 | 859 | 971 | 3643 | 4614 |
| 12. | Kelly Bryant | 2015-18 | 727 | 973 | 3338 | 4311 |
| 13. | DeChane Cameron | 1988-91 | 765 | 926 | 3300 | 4226 |
| 14. | Travis Etienne | 2017-19 | 519 | 4038 | 23 | 4061 |
| 15. | Raymond Priestster | 1994-97 | 805 | 3966 | ----- | 3966 |

SCORING

| Rk | Player, Pos. | Years | TD | PAT | FG | TP |
|-----|------------------------|---------|----|---------|--------|-----|
| 1. | Chandler Catanzaro, PK | 2010-13 | 0 | 203-207 | 67-82 | 404 |
| 2. | Greg Huegel, PK | 2015-18 | 0 | 217-227 | 54-71 | 379 |
| 3. | Travis Etienne, RB | 2017-19 | 62 | --- | --- | 372 |
| 4. | Aaron Hunt, PK | 2000-03 | 0 | 164-172 | 55-76 | 329 |
| 5. | C.J. Spiller, RB | 2006-09 | 51 | *2 | --- | 308 |
| 6. | Nelson Welch, PK | 1991-94 | 0 | 85-92 | 72-102 | 301 |
| 7. | Travis Zachery, TB | 1998-01 | 50 | --- | --- | 300 |
| 8. | James Davis, RB | 2005-08 | 49 | --- | --- | 294 |
| 9. | Obed Ariri, PK | 1977-80 | 0 | 99-103 | 63-97 | 288 |
| 10. | Chris Gardocki, PK | 1988-90 | 0 | 72-72 | 63-89 | 261 |
| 11. | Jad Dean, PK | 2003-06 | 0 | 97-103 | 51-68 | 250 |
| 12. | David Treadwell, PK | 1985-87 | 0 | 92-93 | 47-66 | 233 |
| 13. | Andre Ellington, RB | 2009-12 | 36 | *2 | --- | 218 |
| 14. | Wayne Gallman, RB | 2014-16 | 36 | --- | --- | 216 |
| 15. | Bob Paulling, PK | 1979-83 | 0 | 107-109 | 34-41 | 209 |

* - total two-point conversion points

TOTAL TOUCHDOWNS

| Rk | Player, Pos. | Rush | Rec. | PR | KOR | Total |
|-----|---------------------|------|------|----|-----|-------|
| 1. | Travis Etienne, RB | 56 | 6 | 0 | 0 | 62 |
| 2. | C.J. Spiller, RB | 32 | 11 | 1 | 7 | 51 |
| 3. | Travis Zachery, RB | 41 | 9 | 0 | 0 | 50 |
| 4. | James Davis, RB | 47 | 2 | 0 | 0 | 49 |
| 5. | Andre Ellington, RB | 33 | 2 | 0 | 1 | 36 |
| | Wayne Gallman, RB | 34 | 2 | 0 | 0 | 36 |
| 7. | Lester Brown, RB | 31 | 1 | 0 | 0 | 32 |
| 8. | Fred Cone, RB | 30 | 1 | 0 | 0 | 31 |
| 9. | Sammy Watkins, WR | 1 | 27 | 0 | 1 | 29 |
| 10. | Ray Matthews, RB | 20 | 7 | 1 | 0 | 28 |
| | Kenny Flowers, RB | 26 | 2 | 0 | 0 | 28 |
| | Terry Allen, RB | 28 | 0 | 0 | 0 | 28 |

INTERCEPTIONS

| Rk | Player, Pos. | Years | Yards | Avg. | TD | Int. |
|----|---------------------|---------|-------|------|----|------|
| 1. | Terry Kinard, FS | 1979-82 | 147 | 8.6 | 0 | 17 |
| 2. | Fred Knoebel, DB | 1950-52 | 122 | 8.1 | 0 | 15 |
| | DeAndre McDaniel, S | 2007-10 | 162 | 10.8 | 1 | 15 |
| 4. | Michael Hamlin, S | 2005-08 | 243 | 17.4 | 0 | 14 |
| | Rashard Hall, S | 2009-12 | 186 | 13.3 | 1 | 14 |
| 6. | Justin Miller, CB | 2002-04 | 94 | 7.2 | 0 | 13 |
| 7. | Eddie Geathers, CB | 1977-80 | 114 | 9.5 | 0 | 12 |
| | Robert O'Neal, FS | 1989-92 | 119 | 9.9 | 0 | 12 |
| | Alex Ardley, CB | 1998-00 | 151 | 12.6 | 1 | 12 |
| | Brian Mance, CB | 1999-02 | 73 | 6.1 | 0 | 12 |

TOUCHDOWN RESPONSIBILITY

| Rk | Player | Years | Rush | Pass | * | Tot |
|-----|--------------------|---------|------|------|----|-----|
| 1. | Tajh Boyd | 2010-13 | 26 | 107 | 0 | 133 |
| 2. | Dashaun Watson | 2014-16 | 26 | 90 | 0 | 116 |
| 3. | Trevor Lawrence | 2018,19 | 10 | 66 | 0 | 76 |
| 4. | Woodrow Dantzler | 1998-01 | 27 | 41 | 0 | 68 |
| 5. | Travis Etienne | 2017-19 | 56 | 0 | 6 | 62 |
| 6. | Charlie Whitehurst | 2002-05 | 10 | 49 | 0 | 59 |
| 7. | C.J. Spiller | 2006-09 | 32 | 1 | 19 | 52 |
| 8. | Travis Zachery | 1998-01 | 41 | 0 | 9 | 50 |
| 9. | James Davis | 2005-08 | 47 | 0 | 2 | 49 |
| 10. | Cullen Harper | 2005-08 | 5 | 42 | 0 | 47 |

* - includes receiving, punt returns, kickoff returns, interception returns and fumble returns

INTERCEPTION RETURN YARDS

| Rk | Player, Pos. | Years | Int. | Avg. | Yards |
|-----|---------------------|---------|------|------|-------|
| 1. | Rex Varn, FS | 1976-79 | 10 | 27.5 | 275 |
| 2. | Michael Hamlin, S | 2005-08 | 14 | 17.4 | 243 |
| | Crezdon Butler, CB | 2006-09 | 11 | 22.1 | 243 |
| 4. | Antwan Edwards, DB | 1995-98 | 8 | 24.4 | 195 |
| 5. | Jonathan Meeks, S | 2009-12 | 7 | 27.4 | 192 |
| 6. | Rashard Hall, S | 2009-12 | 14 | 13.3 | 186 |
| 7. | K'Von Wallace, S | 2016-19 | 5 | 36.0 | 180 |
| 8. | Don Kelley, DB | 1969-71 | 6 | 29.7 | 178 |
| 9. | Van Smith, S | 2015-17 | 4 | 41.3 | 165 |
| 10. | DeAndre McDaniel, S | 2007-09 | 15 | 10.8 | 162 |

STARTS

| Rk | Player, Pos. | Years | Starts |
|----|------------------------|---------|--------|
| 1. | Mitch Hyatt, OT | 2015-18 | 57 |
| 2. | Chandler Catanzaro, PK | 2010-13 | 52 |
| 3. | Landon Walker, OT | 2008-11 | 49 |
| | Dalton Freeman, C | 2009-12 | 49 |
| 5. | Greg Huegel, PK | 2015-18 | 48 |
| 6. | Eric Harmon, OG | 1987-90 | 47 |
| | Jim Bundren, OT | 1994-97 | 47 |
| | Glenn Rountree, OG | 1994-97 | 47 |
| | Aaron Hunt, PK | 2000-03 | 47 |
| | Hunter Renfrow, WR | 2015-18 | 47 |

DeANDRE McDANIEL
HAD 15 CAREER
INTERCEPTIONS, TIED
FOR SECOND MOST IN
CLEMSON HISTORY.



CAREER LEADERS

STARTS BY POSITION

OFFENSE

| | |
|-----|---|
| OT: | 57 by Mitch Hyatt, 2015-18 |
| OG: | 47 by Eric Harmon, 1987-90; Glenn Rountree, 1994-97 |
| C: | 49 by Dalton Freeman, 2009-12 |
| TE: | 38 by Jordan Leggett, 2013-16 |
| WR: | 47 by Hunter Renfrow, 2015-18 |
| QB: | 44 by Rodney Williams, 1985-88 |
| RB: | 43 by James Davis, 2005-08 |
| PK: | 52 by Chandler Catanzaro, 2010-13 |

DEFENSE

| | |
|---------|----------------------------------|
| DE/OLB: | 44 by Clelin Ferrell, 2016-18 |
| DT: | 45 by Christian Wilkins, 2015-18 |
| ILB: | 42 by Bubba Brown, 1976-79 |
| CB: | 44 by Chris Chancellor, 2006-09 |
| S: | 43 by Michael Hamlin, 2005-08 |
| P: | 46 by Cole Chason, 2003-06 |

GAMES

| Rk | Player, Pos. | Years | Games |
|----|-----------------------|---------|-------|
| 1. | Cannon Smith, TE | 2015-18 | 59 |
| | Christian Wilkins, DT | 2015-18 | 59 |
| | Tanner Muse, S | 2016-19 | 59 |
| | K'Von Wallace, S | 2016-19 | 59 |
| 5. | Mitch Hyatt, OT | 2015-18 | 58 |
| | Milan Richard, TE | 2015-18 | 58 |
| | Chad Smith, LB | 2016-19 | 58 |
| 8. | Chad Diehl, FB | 2007-11 | 57 |
| 9. | Dorian O'Daniel, LB | 2014-17 | 56 |
| | Trevion Thompson, WR | 2015-18 | 56 |

SNAPS

| Rk | Player, Pos. | Years | Snaps |
|-----|------------------------|---------|-------|
| 1. | Mitch Hyatt, OT | 2015-18 | 3754 |
| 2. | Dalton Freeman, C | 2009-12 | 3361 |
| 3. | Landon Walker, OT | 2008-11 | 3131 |
| 4. | Kyle Young, C | 1998-01 | 3097 |
| 5. | Glenn Rountree, OG | 1994-97 | 3048 |
| 6. | Tajh Boyd, QB | 2010-13 | 2963 |
| 7. | Charlie Whitehurst, QB | 2002-05 | 2875 |
| 8. | Eric Harmon, OG | 1987-90 | 2870 |
| 9. | Barry Richardson, OT | 2004-07 | 2778 |
| 10. | Jim Bundren, OT | 1994-97 | 2772 |

Note: Does not include special-teams snaps.

SPECIAL TEAMS

PUNT RETURN YARDS

| Rk | Player | Years | PR | Avg. | TD | Yards |
|-----|------------------|---------|----|------|----|-------|
| 1. | Shad Bryant | 1937-39 | 65 | 12.0 | 1 | 779 |
| 2. | Donnell Woolford | 1985-88 | 78 | 9.6 | 2 | 754 |
| 3. | James Lott | 1986-89 | 71 | 9.6 | 0 | 683 |
| 4. | Don Kelley | 1969-71 | 56 | 11.3 | 2 | 632 |
| 5. | Derrick Hamilton | 2001-03 | 68 | 9.1 | 0 | 618 |
| 6. | Willie Jordan | 1975-78 | 54 | 10.5 | 0 | 569 |
| | C.J. Spiller | 2006-09 | 53 | 10.7 | 1 | 569 |
| 8. | Billy Davis | 1980-83 | 87 | 6.4 | 0 | 555 |
| 9. | Ray-Ray McCloud | 2015-17 | 50 | 9.7 | 1 | 485 |
| 10. | Jacoby Ford | 2006-09 | 49 | 9.8 | 2 | 479 |

KICKOFF RETURN YARDS

| Rk | Player | Years | KOR | Avg. | TD | Yards |
|-----|------------------|---------|-----|------|----|-------|
| 1. | C.J. Spiller | 2006-09 | 74 | 27.7 | 7 | 2052 |
| 2. | Derrick Hamilton | 2001-03 | 58 | 26.8 | 2 | 1552 |
| 3. | Justin Miller | 2002-04 | 50 | 30.7 | 3 | 1534 |
| 4. | Andre Humphrey | 1992-95 | 68 | 21.9 | 0 | 1486 |
| 5. | Sammy Watkins | 2011-13 | 60 | 22.9 | 1 | 1376 |
| 6. | Ray Williams | 1983-86 | 66 | 20.5 | 0 | 1350 |
| 7. | Jacoby Ford | 2006-09 | 47 | 23.9 | 1 | 1124 |
| 8. | Terrence Roulhac | 1983-86 | 42 | 26.4 | 0 | 1108 |
| 9. | Artavis Scott | 2014-16 | 39 | 23.7 | 0 | 925 |
| 10. | Warren Ratchford | 1974-78 | 44 | 22.0 | 0 | 848 |

PUNTING AVERAGE

| Rk | Player | Years | Punts | Yards | Avg. |
|-----|------------------|---------|-------|-------|------|
| 1. | Chris Gardocki | 1988-90 | 151 | 6566 | 43.5 |
| 2. | Dale Hatcher | 1981-84 | 191 | 8191 | 43.0 |
| 3. | Banks McFadden | 1937-39 | 94 | 3967 | 42.2 |
| 4. | Jimmy Maners | 2006-08 | 105 | 4381 | 41.7 |
| 5. | David Sims | 1977-80 | 197 | 8126 | 41.2 |
| 6. | Dawson Zimmerman | 2008-11 | 192 | 7895 | 41.1 |
| 7. | Bradley Pinion | 2012-14 | 140 | 5754 | 41.1 |
| 8. | Mitch Tyner | 1973,74 | 127 | 5201 | 41.0 |
| 9. | Will Spiers | 2017-19 | 184 | 7504 | 40.8 |
| 10. | Jack Anderson | 1968-70 | 56 | 2276 | 40.6 |

Note: Minimum 50 punts.



CHANDLER CATANZARO MADE 52 CAREER STARTS, MOST BY A PLACEKICKER IN CLEMSON HISTORY.

FIELD GOALS MADE

| Rk | Player | Years | FG |
|-----|--------------------|---------|----|
| 1. | Nelson Welch | 1991-94 | 72 |
| 2. | Chandler Catanzaro | 2010-13 | 67 |
| 3. | Obed Ariri | 1977-80 | 63 |
| | Chris Gardocki | 1988-90 | 63 |
| 5. | Aaron Hunt | 2000-03 | 55 |
| 6. | Greg Huegel | 2015-18 | 54 |
| 7. | Jad Dean | 2003-06 | 51 |
| 8. | David Treadwell | 1985-87 | 47 |
| 9. | Mark Buchholz | 2007,08 | 37 |
| 10. | Bob Paulling | 1979-83 | 34 |

| | | | |
|-----|--------------------|----------------|-----------|
| 5. | Obed Ariri | 1977-80 | 99 |
| 6. | Jad Dean | 2003-06 | 97 |
| 7. | David Treadwell | 1985-87 | 92 |
| 8. | Mark Buchholz | 2007,08 | 88 |
| 9. | B.T. Potter | 2018,19 | 86 |
| 10. | Nelson Welch | 1991-94 | 85 |

KICK SCORING

| Rk | Player | Years | Points |
|-----|--------------------|---------|--------|
| 1. | Chandler Catanzaro | 2010-13 | 404 |
| 2. | Greg Huegel | 2015-18 | 379 |
| 3. | Aaron Hunt | 2000-03 | 329 |
| 4. | Nelson Welch | 1991-94 | 301 |
| 5. | Obed Ariri | 1977-80 | 288 |
| 6. | Chris Gardocki | 1988-90 | 261 |
| 7. | Jad Dean | 2003-06 | 250 |
| 8. | David Treadwell | 1985-87 | 233 |
| 9. | Bob Paulling | 1979-83 | 209 |
| 10. | Mark Buchholz | 2007,08 | 199 |

EXTRA POINTS MADE

| Rk | Player | Years | PAT |
|----|--------------------|---------|-----|
| 1. | Greg Huegel | 2015-18 | 217 |
| 2. | Chandler Catanzaro | 2010-13 | 203 |
| 3. | Aaron Hunt | 2000-03 | 164 |
| 4. | Bob Paulling | 1979-83 | 107 |

ALL-PURPOSE YARDS

| Rk | Player, Pos. | Years | Rush | Rec. | PR | KOR | Total |
|-----|---------------------------|----------------|-------------|------------|-----|------------|-------------|
| 1. | C.J. Spiller, RB | 2006-09 | 3547 | 1420 | 569 | 2052 | 7588 |
| 2. | Sammy Watkins, WR | 2011-13 | 339 | 3391 | 23 | 1376 | 5129 |
| 3. | Travis Etienne, RB | 2017-19 | 4038 | 567 | --- | 517 | 5122 |
| 4. | Derrick Hamilton, WR | 2001-03 | 358 | 2312 | 618 | 1552 | 4839 |
| 5. | Andre Ellington, RB | 2009-12 | 3436 | 505 | 3 | 642 | 4586 |
| 6. | Travis Zachery, TB | 1998-01 | 3058 | 1057 | 276 | --- | 4391 |
| 7. | James Davis, RB | 2005-08 | 3881 | 441 | --- | 13 | 4335 |
| 8. | Raymond Priester, RB | 1994-97 | 3966 | 316 | --- | --- | 4282 |
| 9. | Jacoby Ford, WR | 2006-09 | 494 | 1986 | 479 | 1124 | 4083 |
| 10. | Wayne Gallman, RB | 2014-16 | 3429 | 473 | --- | --- | 3902 |

CLEMSON RING OF HONOR MEMBERS

The Clemson Ring of Honor is the highest honor a Tiger student-athlete can receive. A recipient must first be a member of the Clemson Hall of Fame, earn at least an undergraduate degree and make a significant contribution to the heritage of Tiger athletics. Honorees will have their jersey retired. Nine members of the football program and one football team are in the Ring of Honor.

FOOTBALL RING OF HONOR MEMBERS

1981 FOOTBALL TEAM

The 1981 football team was inducted into the Clemson Ring of Honor during the fall of 2006 in conjunction with the team's 25-year anniversary celebration of winning the national title. Every player, coach, manager and administrator associated with that team is considered in the Ring of Honor within the team concept. The Tigers had a perfect 12-0 record that season, as they defeated Nebraska by a score of 22-15 in the 1982 Orange Bowl to claim the National Championship. For more information on Clemson's 1981 squad, see page 8.

JERRY BUTLER

Jerry Butler joined teammate Steve Fuller in the Clemson Ring of Honor in 1999. The two-time All-ACC player was a first-team All-American in 1978 when he and Fuller led Clemson to a No. 6 national ranking and an 11-1 record. He had at least one reception in 36 consecutive games. In 1979, Butler was the No. 5 overall NFL draft pick by Buffalo, where he played at a Pro Bowl level for seven seasons.

FRED CONE

Fred Cone, who was inducted into the Ring of Honor in 1997, was the first player in Clemson history to rush for 2,000 yards in a career. Cone played for the Tigers from 1948-50. He is eighth on the Clemson career list for rushing touchdowns (30). Cone was a starter on two undefeated Clemson teams (1948,50), one of only two players in school history to accomplish that feat.

JEFF DAVIS

Jeff Davis, captain of the 1981 national title team, joined the Ring of Honor in 1995. He was a first-team All-American in 1981 when he led the team in tackles

(175). Davis was also named ACC MVP and defensive MVP of the Orange Bowl win over Nebraska, the game that clinched the national championship for the Tigers. He was also inducted into the College Football Hall of Fame in December 2007.

DANNY FORD

Danny Ford coached Clemson to the 1981 national title at the age of 33, still the youngest coach to win one. Ford won five ACC titles and six bowl games in his 11 years as the head coach. He had a 26-10-1 record against coaches in the College Football Hall of Fame, including wins over Joe Paterno, Barry Switzer, Woody Hayes, Vince Dooley, Steve Spurrier and Tom Osborne. He finished his Tiger career with a 96-29-4 record and his 76.0 winning percentage is still among the best in ACC history. Ford was inducted into the Clemson Ring of Honor at the season-opening Georgia game of 2013 and was inducted into the College Football Hall of Fame in December 2017.

STEVE FULLER

Steve Fuller was a charter member of the Ring of Honor in 1994. He is one of three football players in Clemson history to be chosen as an All-American on the field and in the classroom in the same year. Fuller was a two-time, first-team Academic All-American and a third-team All-American in 1978. He is still the only

Tiger to be named ACC Player-of-the-Year twice and was an NCAA Top Five Award winner in 1979, the only Tiger athlete to win the award.

FRANK HOWARD

Frank Howard was a charter member of the Ring of Honor in 1994. As head coach from 1940-69, he led Clemson to eight league championships, six bowl games and six top-25 seasons. Howard, who totaled 165 victories, was inducted into the College Football Hall of Fame in 1989 and is still the fifth-winningest coach in ACC history.

TERRY KINARD

Terry Kinard (1979-82) was inducted into the Clemson Ring of Honor in 2001, the same year he was inducted into the College Football Hall of Fame. The safety from Sumter, S.C. was named national defensive player-of-the-year by CBS Sports during his senior season in 1982. Kinard was named to the All-Decade of the 1980's College Football team by USA Today and to the All-Century team by Sports Illustrated in 2000.

LEVON KIRKLAND

Levon Kirkland was a two-time All-American and three-time, First-Team All-ACC selection as an outside linebacker from 1988-91. He was a second-team All-American and a finalist for the Butkus Award on the 1990 team, which led the nation in total defense. He was also a first-team All-American in 1991. Kirkland was a second-round draft pick of the Pittsburgh Steelers and went on to an 11-year All-Pro career. He returned after his playing career to earn his Clemson degree and was inducted into the Clemson Ring of Honor in 2019.

BANKS McFADDEN

Banks McFadden was one of three charter members of the Clemson Ring of Honor in 1994. He was named the nation's most versatile athlete in 1939 when he was an All-American in football and basketball in the same calendar year, the only Tiger to accomplish that feat. He led the Tigers to their first bowl bid, a 6-3 victory over Boston College in the 1940 Cotton Bowl, and to the Southern Conference basketball title. He was the No. 4 overall pick of the 1940 NFL draft, tied for the highest in school history.



CLEMSON HALL OF FAME MEMBERS

| Member | Years(s) | Inducted |
|----------------------|------------------|-------------|
| Gaines Adams | 2003-06 | 2012 |
| Keith Adams | 1998-00 | 2011 |
| Jimmy Addison | 1965-67 | 1994 |
| Ben Anderson | 1970-72 | 1997 |
| Obed Ariri | 1976-80 | 1998 |
| Boo Armstrong | 1918-20 | 1978 |
| Stumpy Banks | 1915-19 | 1975 |
| Gary Barnes | 1959-61 | 2002 |
| Tom Barton | 1949-52 | 1987 |
| Joe Net Berry | 1934-36 | 1981 |
| Joe Blalock^ | 1939-41 | 1973 |
| Rob Bodine | 1989-91 | 2009 |
| Jeff Bostic | 1977-79 | 1997 |
| Joe Bostic | 1975-78 | 1996 |
| Bubba Brown | 1976-79 | 1999 |
| Lester Brown | 1976-79 | 2007 |
| Thomas Brown | 1933-37 | 1987 |
| Jeff Bryant | 1978-81 | 1996 |
| Shad Bryant | 1937-39 | 1979 |
| Brentson Buckner | 1990-93 | 2013 |
| Jim Bundren | 1994-97 | 2018 |
| Charlie Bussey | 1954-56 | 1988 |
| Jerry Butler | 1975-78 | 1986 |
| Jackie Calvert | 1948-51 | 1977 |
| Dwight Clark | 1975-78 | 1988 |
| Doug Cline | 1957-59 | 1991 |
| Josh Cody* | 1927-30 | 2017 |
| Fred Cone^ | 1948-50 | 1973 |
| Lou Cordileone | 1957-59 | 2016 |
| Walter Cox* | 1935-51 | 1984 |
| Bennie Cunningham | 1973-75 | 1984 |
| Woodrow Dantzier | 1998-01 | 2007 |
| James Davis | 2005-08 | 2019 |
| Jeff Davis | 1978-81 | 1989 |
| Brian Dawkins | 1992-95 | 2009 |
| Bill Dillard | 1932-34 | 1991 |
| Mike Eppley | 1980-84 | 1990 |
| Terrence Flagler | 1982-86 | 2013 |
| Jeb Flesch | 1988-91 | 2016 |
| Mac Folger | 1934-36 | 1975 |
| Danny Ford* | 1979-89 | 1999 |
| Eddie Freeman | 1943-46 | 1998 |
| George Fritts | 1939-42 | 1977 |
| Steve Fuller | 1975-78 | 1985 |
| Bobby Gage | 1945-48 | 1976 |
| Rod Gardner | 1997-00 | 2016 |
| Chris Gardocki | 1988-90 | 2001 |
| Dreher Gaskin | 1950-53 | 1994 |
| Mutt Gee | 1914-17 | 1975 |
| Frank Gillespie | 1943,46-49 | 1977 |
| Buddy Gore | 1965-67 | 1986 |
| John Grdijan | 1955-57 | 1983 |
| Billy Hair | 1950-52 | 1983 |
| R.G. Hamilton | 1896 | 1981 |
| John Heisman* | 1900-03 | 1981 |
| Dick Hendley | 1946,48-51 | 1984 |
| Tye Hill | 2002-05 | 2017 |
| Frank Howard*^ | 1931-74 | 1973 |
| Bob Hudson | 1947-51 | 1980 |
| Bill Hudson | 1954-56 | 1984 |
| Ralph Jenkins | 1943-46 | 1995 |
| Bob Jones | 1927-30 | 1974 |
| Homer Jordan | 1979-82 | 1993 |
| Whitey Jordan* | 1955,58,59,72,93 | 2003 |
| Steve Kenney | 1975-78 | 2006 |
| Terry Kinard | 1979-82 | 1992 |
| Don King | 1952-55 | 1992 |
| Levon Kirkland | 1988-91 | 2001 |
| Fred Koebel | 1950-52 | 1996 |
| Bull Lightsey | 1922,24,25 | 1976 |
| Stacy Long | 1986,88-90 | 2004 |
| Wayne Mass | 1965-67 | 1993 |
| Bill Mathis | 1957-59 | 1979 |
| Ray Mathews | 1947-50 | 1978 |
| John Maxwell | 1902-04 | 1974 |
| Ed McDaniel | 1988-91 | 2015 |
| Bill McLellan | 1952,53,66-85 | 1993 |
| Banks McFadden^ | 1937-40 | 1973 |
| Goat McMillan* | 1928,29,37-64 | 1985 |
| Gene Moore | 1946-49 | 1993 |
| Jess Neely* | 1931-39 | 1979 |
| Rock Norman* | 1941-46 | 1974 |
| Harold Olson | 1957-59 | 2010 |
| Harry Olszewski | 1965-67 | 1980 |
| James "Suzie" Owens | 1919-21 | 1980 |
| Bob Paulling | 1979-83 | 1994 |
| Michael Dean Perry | 1984-87 | 2000 |
| William Perry | 1981-84 | 2002 |
| John Phillips | 1984-87 | 1999 |
| O.K. Pressley | 1926-28 | 1978 |
| Phil Prince | 1944-48 | 1995 |
| Dewey Quinn | 1943-46 | 1994 |
| Jim Riggs | 1983-86 | 2014 |
| Phil Rogers | 1965-67 | 1989 |
| Wallace Roy | 1923-26 | 1977 |
| Smiley Sanders | 1971-74 | 2003 |
| William Schilliter | 1911-14 | 1973 |
| Randy Scott | 1975-78 | 2004 |
| Stacy Seegars | 1990-93 | 2012 |
| Bob Sharpe | 1938-40 | 1982 |
| Anthony Simmons | 1995-97 | 2008 |
| Bob Smith* | 1950-69 | 1988 |
| Glenn Smith | 1949-51 | 1982 |
| Bill Spiers | 1985-87 | 1998 |
| Jim Stuckey | 1976-79 | 1995 |
| Charlie Timmons | 1939-41 | 1985 |
| Dave Thompson | 1968-70 | 2019 |
| James Trapp | 1989-93 | 2000 |
| David Treadwell | 1984-87 | 1997 |
| Perry Tuttle | 1978-81 | 1991 |
| Willie Underwood | 1977-80 | 2008 |
| Don Wade | 1949-51 | 1992 |
| Charlie Waters | 1967-69 | 1981 |
| Nelson Welch | 1991-94 | 2007 |
| Joel Wells | 1954-56 | 1974 |
| Harvey White | 1957-59 | 1981 |
| Ray Williams | 1983-87 | 2013 |
| Rodney Williams | 1985-88 | 2000 |
| Gene Willimon | 1933-77 | 1986 |
| Don Willis | 1935-38 | 1988 |
| Billy Wingo | 1973-77 | 2008 |
| Warren Wilson | 1938-41 | 2012 |
| Charles Woods Jr. | 1936-38 | 1975 |
| Donnell Woolford | 1985-88 | 2005 |
| Wyndie Wyndham | 1948-50 | 1980 |
| Kyle Young | 1997-01 | 2006 |

* - coach, ^ - charter member; football inductees only listed; **bold** denotes 2019 inductee.

HONORS & AWARDS

ABC NEWS PERSON-OF-THE-WEEK

2006 - Ray Ray McElrathbey, CB

ACADEMIC All-ACC

1954 - Billy O'Dell, B
 1955 - Charlie Bussey, B
 1956 - Charlie Bussey, B
 1957 - Charlie Horne, B
 Harvey White, B
 1958 - Doug Cline, B
 Jim Padgett, T
 Harvey White, B
 1959 - Lou Cordileone, T
 1960 - Lowndes Shingler, B
 1961 - Tommy King, E
 1962 - Oscar Thorstland, E
 1963 - Jim Parker, QB
 Tracy Childers, G
 1964 - Jimmy Bell, QB
 Richard Cooper, G
 1965 - Frank Pearce, K
 Edgar McGee, OE
 Wayne Mass, OT
 Jimmy Addison, QB
 Floyd Rogers, DT
 1967 - Jimmy Addison, QB
 1969 - Don Kelley, DB
 Rick Medlin, FB
 Jim Sursavage, OE
 1970 - Ben Anderson, DB
 Don Kelley, DB
 Jim Sursavage, LB
 1971 - Ben Anderson, DB
 Bobby Johnson, DB
 Don Kelley, OE
 1972 - Ben Anderson, DB
 Karl Andreas, TE
 Bobby Johnson, DB
 1973 - Art Brisacher, OG
 Jeff Stocks, DE
 Karl Andreas, TE
 1974 - Maret Cobb, C
 Mark Fellers, QB
 1975 - Mark Lee, DB
 1976 - Steve Fuller, QB
 Jimmy Weeks, OT
 1977 - Steve Fuller, QB
 Rick Weddington, FLK
 Jimmy Wells, OG
 1978 - Steve Fuller, QB
 Matt Smith, DE
 1981 - Tony Berryhill, C
 1983 - Mike Eppley, QB
 1984 - Mike Eppley, QB
 1985 - Bruce Bacon, WR
 Scott Enzor, LB
 Lance Masters, CB
 Andy Newell, P
 John Watson, OT
 1986 - Geoff Ciniero, DB
 Ty Granger, OT
 David Treadwell, PK
 Todd Schonhar, QB
 1987 - Ty Granger, OT
 David Treadwell, PK
 1988 - Ty Granger, OT
 Mark Drag, MG
 Stacy Fields, TE
 1989 - Wesley McFadden, FB
 Arlington Nunn, SS
 Stacy Fields, TE
 Bruce Bratton, OT
 1990 - Bruce Bratton, OT
 Stacy Fields, TE
 1991 - Bruce Bratton, OT
 1992 - Warren Forney, DT
 1993 - Stacy Seegars, OG
 1994 - Ed Glenn, TE
 Warren Forney, DT
 1995 - Andy McCrorey, LB
 1996 - Jim Bundren, OT
 Glenn Rountree, OG
 1997 - Jim Bundren, OT
 Brian Wofford, WR
 1999 - Chad Carson, LB
 Kyle Young, C
 2000 - Chad Carson, LB
 Will Merritt, OG
 Kyle Young, C

Braxton K. Williams, LB

2001 - Chad Carson, LB
 Kyle Young, C
 Will Merritt, OG
 Derrick Hamilton, WR
 Khaleed Vaughn, DE
 2002 - William Henry, OT
 Rodney Thomas, LB
 Khaleed Vaughn, DE
 2003 - Tony Elliott, WR
 William Henry, OT
 Justin Miller, CB
 2004 - Jad Dean, PK
 Tommy Sharpe, C
 2006 - Thomas Hunter, TE
 Alex Pearson, FB
 2007 - Thomas Austin, OL
 Mark Buchholz, PK
 Jimmy Maners, P
 Michael Palmer, TE
 Alex Pearson, FB
 2008 - Thomas Austin, OL
 Mark Buchholz, PK
 Jimmy Maners, P
 Brandon Maye, LB
 C.J. Spiller, RB
 2009 - Thomas Austin, OG
 Mason Cloy, OG
 Dalton Freeman, C
 Rashard Hall, S
 Brandon Maye, LB
 Michael Palmer, TE
 Dawson Zimmerman, P
 2010 - Jaron Brown, WR
 Mason Cloy, OL
 Dalton Freeman, C
 Rashard Hall, S
 Brandon Maye, LB
 Dawson Zimmerman, P
 2011 - Jaron Brown, WR
 Chandler Catanzaro, PK
 Brandon Ford, TE/WR
 Dalton Freeman, C
 Dawson Zimmerman, P
 2012 - Jaron Brown, WR
 Chandler Catanzaro, PK
 Brandon Ford, TE
 Dalton Freeman, C
 Tyler Shatley, OG
 Gifford Timothy, OT
 2013 - Ben Boulware, LB
 Chandler Catanzaro, PK
 Daniel Rodriguez, WR
 Tyler Shatley, OG
 2014 - Daniel Rodriguez, WR
 Artavis Scott, WR
 Deshaun Watson, QB
 2015 - Ben Boulware, LB
 Eric Mac Lain, OG
 Christian Wilkins, DT
 2016 - Ben Boulware, LB
 Dexter Lawrence, DT
 Deshaun Watson, QB
 Christian Wilkins, DE
 2017 - Travis Etienne, RB
 Justin Falcinelli, C
 Sean Pollard, OL
 James Skalski, LB
 Alex Spence, PK
 Will Spiers, P
 K'Von Wallace, DB
 Christian Wilkins, DL
 2018 - Adam Choice, RB
 Justin Falcinelli, C
 Kendall Joseph, LB
 Trevor Lawrence, QB
 Sean Pollard, OL
 Amari Rodgers, WR
 Christian Wilkins, DT
 2019 - Justin Foster, DE
 Trevor Lawrence, QB
 Diondre Overton, WR
 Sean Pollard, OL
 James Skalski, LB
 Chad Smith, LB
 Will Spiers, P
 K'Von Wallace, S

ACADEMIC ALL-AMERICANS

1956 - Charlie Bussey, QB
 1957 - Harvey White, QB
 1959 - Lou Cordileone, OT
 1971 - Don Kelley, DB
 1971 - Ben Anderson, DB
 1977 - Steve Fuller, QB
 1978 - Steve Fuller, QB
 1984 - Mike Eppley, QB
 1991 - Bruce Bratton, OT
 1994 - Ed Glenn, TE
 1995 - Andy McCrorey, LB
 1999 - Kyle Young, C; Chad Carson, LB
 2000 - Kyle Young, C; Chad Carson, LB
 2001 - Kyle Young, C; Chad Carson, LB
 2012 - Dalton Freeman, C

ACC 50-YEAR ANNIVERSARY TEAM

Joe Bostic, OT; Jerry Butler, WR; Bennie Cunningham, TE; Jeff Davis, LB; Steve Fuller, QB; Terry Kinard, FS; Michael Dean Perry, DT; William Perry, MG; Anthony Simmons, LB

ACC CHAMPIONSHIP GAME MVP

2009 - C.J. Spiller, RB
 2011 - Tajh Boyd, QB
 2015 - Deshaun Watson, QB
 2016 - Deshaun Watson, QB
 2017 - Kelly Bryant, QB
 2018 - Travis Etienne, RB
 2019 - Tee Higgins, WR

ACC COACH-OF-THE-YEAR

Presented annually by the Atlantic Coast Sports Media Association to the outstanding coach in the conference for that season.

1958 - Frank Howard
 1966 - Frank Howard
 1974 - Red Parker
 1977 - Charley Pell
 1978 - Charley Pell
 1981 - Danny Ford
 1983 - Danny Ford (UPI)
 1999 - Tommy Bowden
 2003 - Tommy Bowden
 2009 - Dabo Swinney (Sporting News)
 2015 - Dabo Swinney
 2018 - Dabo Swinney

ACC DEFENSIVE PLAYER-OF-THE-YEAR

1999 - Keith Adams, LB
 2004 - Leroy Hill, LB
 2006 - Gaines Adams, DE
 2010 - Da'Quan Bowers, DE
 2014 - Vic Beasley, DE
 2016 - Ben Boulware, LB (coaches)
 2018 - Clelin Ferrell, DE
 2019 - Isaiah Simmons, LB

ACC DEFENSIVE ROOKIE-OF-THE-YEAR

2016 - Dexter Lawrence, DT

ACC OFFENSIVE PLAYER-OF-THE-YEAR

2009 - C.J. Spiller, RB
 2012 - Tajh Boyd, QB
 2015 - Deshaun Watson, QB
 2018 - Travis Etienne, RB
 2019 - Travis Etienne, RB

ACC PLAYER-OF-THE-YEAR

Presented annually by the Atlantic Coast Sports Writers Association to the outstanding player in the conference for that season.

1967 - Buddy Gore, TB
 1977 - Steve Fuller, QB
 1978 - Steve Fuller, QB
 1981 - Jeff Davis, LB
 1984 - William Perry, MG
 1987 - Michael Dean Perry, DT
 2009 - C.J. Spiller, RB
 2012 - Tajh Boyd, QB
 2015 - Deshaun Watson, QB
 2018 - Travis Etienne, RB
 2019 - Travis Etienne, RB

ACC ROOKIE-OF-THE-YEAR

Presented by the Atlantic Coast Sportswriters Association to the outstanding first-year player in the conference that season.

1979 - Chuck McSwain, TB
 1987 - Terry Allen, TB
 1990 - Ronald Williams, TB
 1995 - Anthony Simmons, LB
 2005 - James Davis, RB
 2011 - Sammy Watkins, WR
 2018 - Trevor Lawrence, QB

ACC SENIOR SCHOLASTIC AWARD

1995 - Ed Glenn, TE
 2001 - Kyle Young, C
 2002 - Chad Carson, LB
 2003 - Jeff Scott, WR
 2009 - Jimmy Maners, P
 2011 - Caleb Simmons, OL

AFCA COACH-OF-THE-YEAR

2015 - Dabo Swinney

AFCA ASSISTANT COACH-OF-THE-YEAR

2013 - Chad Morris, Offensive Coordinator
 2016 - Dan Brooks, Defensive Tackles

AFCA GOOD WORKS TEAM

Presented to 22 college players and one head coach from across the country who are standouts on the field and community service.

1999 - Robert Carswell, FS
 2000 - Nick Eason, DT
 2009 - Xavier Dye, WR
 2016 - Deshaun Watson, QB
 2018 - Sean Pollard, OL
 2019 - Dabo Swinney, HC

ALGERNON SYDNEY SULLIVAN AWARD

Presented to the Clemson student, chosen in recognition of excellence in maintaining high ideals of living, spiritual qualities and generous and disinterested service to others.

1956 - Joe Bowen, E
 1970 - Jim Sursavage, LB
 1994 - Warren Forney, DT
 2002 - Chad Carson, LB

ALL-BOWL TEAM

| | |
|-----------------------|------------------------|
| 1940 Cotton | Banks McFadden, QB |
| | Bob Sharpe, C |
| 1978 Gator | Joe Bostic, OG |
| 1979 Peach | Jim Stuckey, DT |
| 1981 Orange | Jeff Davis, LB |
| 1987 Citrus | John Phillips, OG |
| 1988 Citrus | Jesse Hatcher, OLB |
| 1989 Gator | Levon Kirkland, OLB |
| 1990 Hall of Fame | Eric Harmon, OG |
| | Chris Gardocki, PK |
| 1993 Peach | Brentson Buckner, DT |
| 1999 Peach | Keith Adams, LB |
| 2001 Humanitarian | Kyle Young, C |
| 2003 Peach | Chad Jasmin, RB |
| | Justin Miller, CB |
| 2012 Chick-fil-A | DeAndre Hopkins, WR |
| 2014 Orange | Tajh Boyd, QB |
| | Sammy Watkins, WR |
| 2014 Russell Athletic | Grady Jarrett, DT |
| 2015 Orange, CFPNCG | Kevin Dodd, DE |
| | Mitch Hyatt, OT |
| | Eric Mac Lain, OG |
| | Deshaun Watson, QB |
| 2016 Fiesta, CFPNCG | Jay Guillermo, C |
| | Cordrea Tankersley, CB |
| | Carlos Watkins, DT |
| | Deshaun Watson, QB |
| 2018 Cotton, CFPNCG | Austin Bryant, DE |
| | Justyn Ross, WR |
| 2019 Fiesta, CFPNCG | Tremayne Anchrum, OT |
| | Jackson Carman, OT |
| | Travis Etienne, RB |
| | Isaiah Simmons, LB |

ALL-SOUTH

1937 - Charlie Woods, C; Don Willis, B
 1938 - Gus Goins, E; Don Willis, B
 1939 - George Fritts, T; Bob Sharpe, C
 1939 - Banks McFadden, B
 1948 - Bobby Gage, B
 1950 - Wylie Wyndham, LB; Bob Patton, T
 1952 - Tom Barton, DL



HONORS & AWARDS

ALL-SOUTH ATLANTIC

- 1930 - Red Fordham, C
- 1934 - Randy Hinson, B
- 1935 - Clarence Inabinet, G
- 1935 - Bob Jones, E
- 1936 - Mac Folger, B

ALL-SIAA

- 1902 - Hope Sadler, E
John Maxwell, QB
- 1903 - Vet Sitton, E
O.L. Derrick, G
John Maxwell, QB
Jack Hanvey, FB
- 1904 - O.L. Derrick, T
- 1905 - O.L. Derrick, T
Fritz Furtick, HB
- 1913 - W. A. Schilleiter, T
- 1917 - Mutt Gee, C
- 1919 - L.M. Lightsey, G
R.C. Potts, G
Stumpy Banks, B
- 1920 - L.M. Lightsey, G

ALL-SOUTHERN CONFERENCE

- 1922 - L.M. Lightsey, T
- 1928 - O.K. Pressley, C
- 1929 - Goat McMillan, TB
- 1935 - Tom Brown, T
Clarence Inabinet, G
- 1937 - Charlie Woods, C
Bob Bailey, B
- 1938 - Gus Goins, E
Don Willis, B
- 1939 - Joe Blalock, E
George Fritts, T
Banks McFadden, B
Shad Bryant, B
- 1940 - Joe Blalock, E
George Fritts, T
Charlie Timmons, B
- 1941 - Joe Blalock, E
George Fritts, T
Charlie Timmons, B
- 1942 - Chip Clark, E
- 1944 - Ralph Jenkins, C
- 1945 - Ralph Jenkins, C
Bob Turner, T
- 1948 - Frank Gillespie, G
Bobby Gage, B
- 1949 - Ray Mathews, B
- 1950 - Glenn Smith, E
Fred Cone, B
- 1951 - Glenn Smith, E
Billy Hair, B
- 1952 - Don King, B

ARCHIE GRIFFIN AWARD

Presented by the Columbus (Ohio) Touchdown Club to college football's Most Valuable Player.
2015 - Deshaun Watson, QB
2018 - Trevor Lawrence, QB

ARMED FORCES MERIT AWARD

Presented by the Football Writers of America.
2014 - Daniel Rodriguez, WR

ASSOCIATED PRESS COACH-OF-THE-YEAR

2015 - Dabo Swinney

ATLANTA TOUCHDOWN CLUB AWARD

Given annually to the top back and lineman in the South by the Atlanta Touchdown Club.
1977 - Steve Fuller, Back
1979 - Jim Stuckey, Tackle
1981 - Jeff Davis, Linebacker
1990 - Stacy Long, Offensive Tackle
1991 - Jeb Flesch, Offensive Guard

BANK OF AMERICA HAMILTON/MORROW AWARDS

Most Valuable Player

- 1936 - Mac Folger, TB
- 1937 - Red Pearson, BB
- 1938 - Charlie Woods, C
- 1939 - Banks McFadden, B
- 1948 - Jack Miller, PK
- 1950 - Fred Cone, FB
- 1958 - Bill Thomas, C
- 1959 - Bill Mathis, HB

- 1961 - Ron Scrudato, FB
- 1962 - Don Chuy, T
- 1963 - Pat Crain, FB
- 1964 - Hal Davis, HB
- 1965 - Thomas Ray, QB
- 1966 - Jimmy Addison, QB
- 1967 - Harry Olszewski, OG
- 1968 - Ray Yauger, TB
- 1969 - Ray Yauger, TB
- 1970 - Ray Yauger, TB
- 1971 - Larry Hefner, LB
- 1972 - Wade Hughes, TB
- 1973 - Ken Pengitore, QB
- 1974 - Mark Fellers, QB
- 1975 - Craig Brantley, FLK
- 1976 - Mike O'Cain, QB
- 1977 - Steve Fuller, QB
- 1978 - Steve Fuller, QB
- 1979 - Bubba Brown, LB; Billy Lott, QB
- 1980 - Obed Ariri, PK
- 1981 - Homer Jordan, QB
- 1982 - Terry Kinard, FS; Cliff Austin, TB
- 1983 - Kevin Mack, FB
- 1984 - William Perry, MG
- 1985 - Kenny Flowers, TB
- 1986 - Terrence Flagler, TB
- 1987 - Michael Dean Perry, DT; John Phillips, OG
- 1988 - Rodney Williams, QB; Donnell Woolford, CB
- 1989 - Chris Morocco, QB; Levon Kirkland, OLB
- 1990 - Chris Gardocki, PK; John Johnson, OLB
- 1991 - DeChane Cameron, QB; Rob Bodine, MG
- 1992 - Rodney Blunt, TB; Robert O'Neal, FS
- 1993 - Terry Smith, WR; Brentson Buckner, DT
- 1994 - Louis Solomon, QB; Tim Jones, LB
- 1995 - Raymond Priestler, TB; Brian Dawkins, SS
- 1996 - Anthony Simmons, LB; Raymond Priestler, TB
- 1997 - Anthony Simmons, LB; Tony Horne, WR
- 1998 - Chris Jones, LB; Mal Lawyer, WR
- 1999 - Keith Adams, LB; Rod Gardner, WR
- 2000 - Nick Eason, DL; Woodrow Dantzler, QB; Rod Gardner, WR
- 2001 - Chad Carson, LB; Woodrow Dantzler, QB
- 2002 - Nick Eason, DT; J.J. McKelvey, WR; Bryant McNeal, DE
- 2003 - Leroy Hill, LB; Charlie Whitehurst, QB
- 2004 - Leroy Hill, LB; Airese Currie, WR
- 2005 - Tye Hill, CB; Charlie Whitehurst, QB
- 2006 - Gaines Adams, DE; Chansi Stuckey, WR
- 2007 - Michael Hamlin, S; Cullen Harper, QB
- 2008 - Michael Hamlin, S; C.J. Spiller, RB
- 2009 - DeAndre McDaniel, S; C.J. Spiller, RB
- 2010 - Da'Quan Bowers, DE; Jamie Harper, RB
- 2011 - Tajh Boyd, QB; Andre Branch, DE
- 2012 - Tajh Boyd, QB; DeAndre Hopkins, WR; Grady Jarrett, DT; Jonathan Willard, LB
- 2013 - Vic Beasley, DE; Tajh Boyd, QB; Spencer Shuey, LB; Sammy Watkins, WR
- 2014 - Vic Beasley, DE; Kalon Davis, OL; Grady Jarrett, DT; Mike Williams, WR
- 2015 - Wayne Gallman, RB; Shaq Lawson, DE; Deshaun Watson, QB
- 2016 - Ben Boulware, LB; Jadar Johnson, S; Carlos Watkins, DT; Deshaun Watson, QB
Mike Williams, WR
- 2017 - Kelly Bryant, QB; Ryan Carter, CB; Clelin Ferrell, DE; Mitch Hyatt, OT; Dorian O'Daniel, LB
- 2018 - Travis Etienne, RB; Clelin Ferrell, DE; Trevor Lawrence, QB; Christian Wilkins, DT
- 2019 - Travis Etienne, RB; Tee Higgins, WR; Trevor Lawrence, QB; Tanner Muse, S; Isaiah Simmons, LB

BEAR BRYANT AWARD

- 2015 - Dabo Swinney
- 2016 - Dabo Swinney
- 2018 - Dabo Swinney

BLANCHARD-ROGERS TROPHY

Presented by the South Carolina Football Hall of Fame to the best college player from or in South Carolina.
2013 - Tajh Boyd, QB
2014 - Vic Beasley, DE
2015 - Deshaun Watson, QB
2016 - Deshaun Watson, QB
2018 - Travis Etienne, RB
2019 - Trevor Lawrence, QB

BOB JAMES SCHOLARSHIP

Presented by the ACC to Clemson male athlete who has been an outstanding student-athlete.
1984 - Mike Eppley, QB
1985 - John Watson, OT
1987 - David Treadwell, PK
1992 - Bruce Bratton, OT

BOBBY BOWDEN AWARD

Honoring dedication to faith, family, friends and football.
2016 - Deshaun Watson, QB
2018 - Hunter Renfrow, WR

BOBBY DODD NATIONAL COACH-OF-THE-YEAR AWARD

2011 - Dabo Swinney

BOWL GAME MVPs

- 1939 Cotton Banks McFadden, B
- 1948 Gator Bobby Gage, QB
- 1959 Bluebonnet Lowndes Shingler, QB
- 1977 Gator Jerry Butler, WR
- 1978 Gator Steve Fuller, QB
- 1981 Orange Homer Jordan, QB
Jeff Davis, LB
- 1985 Independence Kenny Flowers, FB
- 1986 Gator Rodney Williams, QB
- 1987 Citrus Rodney Williams, QB
Dorian Mariable, LB
- 1988 Citrus Terry Allen, TB
Jesse Hatcher, OLB
- 1989 Gator Levon Kirkland, OLB
- 1990 Hall of Fame DeChane Cameron, QB
DeChane Cameron, QB
Chester McGlockton, DT
- 1991 Citrus Brentson Buckner, DT
Emory Smith, FB
Peter Ford, CB

- 1993 Peach Brentson Buckner, DT
Emory Smith, FB
Peter Ford, CB
Raymond Priestler, TB
Trevor Pryce, DT
Rahim Abdullah, OLB
- 1995 Gator Keith Adams, LB
- 1996 Peach Rod Gardner, WR
- 1997 Peach Woodrow Dantzler, QB
- 1999 Peach Keith Adams, LB
- 2000 Gator Rod Gardner, WR
- 2001 Humanitarian Woodrow Dantzler, QB
- 2002 Tangerine John Leake, LB
Kevin Youngblood, WR

- 2003 Peach Leroy Hill, LB
- 2005 Champs Sports James Davis, RB
- 2007 Chick-fil-A C.J. Spiller, RB
- 2008 Gator Da'Quan Bowers, DE
- 2009 Music City C.J. Spiller, RB
- 2012 Chick-fil-A Tajh Boyd, QB
- 2013 Orange Sammy Watkins, WR
- 2014 Russell Athletic Cole Stoudt, QB
- 2015 Orange Deshaun Watson, QB
Ben Boulware, LB

- 2016 Fiesta Deshaun Watson, QB
Clelin Ferrell, DE
- 2016 CFPNCG Deshaun Watson, QB
Ben Boulware, LB
- 2018 Cotton Trevor Lawrence, QB
Austin Bryant, DE
- 2018 CFPNCG Trevor Lawrence, QB
Trayvon Mullen, CB
- 2019 Fiesta Trevor Lawrence, QB
Chad Smith, LB

Note: Year is season, not necessarily date.

BRANDON STREETER AWARD

Given to a Clemson student-athlete who overcomes injury to excel on the field.
1999-00 - Brandon Streeter
2002-03 - Kevin Youngblood
2007-08 - Jacoby Ford
2011-12 - Phillip Price
2017-18 - Austin Bryant
2019-20 - Amari Rodgers
Note: Only football players listed.

BRIAN DAWKINS LIFETIME ACHIEVEMENT AWARD

- 2012 - Brian Dawkins
- 2013 - Bill Smith
- 2014 - Warren Forney
- 2015 - Jerry Butler
- 2016 - Jeff Davis
- 2017 - Mark Richardson
- 2018 - Michael Allen
- 2019 - Michael Dean Perry

BRIAN PICCOLO AWARD

Presented by the Atlantic Coast Conference to the year's most courageous football player in memory of the late Wake Forest and Chicago Bear halfback.
1978 - Rex Varn, DB
1980 - Jack Cain, DB
1986 - Ray Williams, WR
1995 - Warren Forney, DT

BRONKO NAGURSKI AWARD

National Award given by Football Writers Association to the nation's top defensive player.
2010 - Da'Quan Bowers, DE

BURLSWORTH TROPHY

Presented to the nation's most outstanding player who began his career as a walk-on.
2018 - Hunter Renfrow, WR

BUTKUS AWARD

Presented to the nation's most outstanding linebacker.
2019 - Isaiah Simmons, LB

CAMPBELL TROPHY

Presented by the National Football Foundation and known as the "Academic Heisman Trophy."
2018 - Christian Wilkins, DL

CBS DEFENSIVE PLAYER-OF-THE-YEAR

National Award given by CBS Sports and Chevrolet to the nation's outstanding defensive player.
1982 - Terry Kinard, DB

CBS SPORTS COACH-OF-THE-YEAR

2015 - Dabo Swinney

CHIC HARLEY AWARD

Presented to the nation's top player by the Touchdown Club of Columbus (Ohio).
2016 - Deshaun Watson

CITIZENS SAVINGS ATHLETIC FOUNDATION HALL OF FAME

Recognition from the Citizen Savings Foundation (formerly the Helms Athletic Foundation), located in Los Angeles, Calif.

Athletic Director - Frank Howard, 1941-71 (Elected 1979)

Coach - Frank Howard, 1940-69 (Elected 1973)

Player - Banks McFadden, Back 1937-38-39 (Elected 1969)

SID - Bob Bradley, 1954-89 (Elected 1972); Joe Sherman, 1934-47 (Elected 1980)

Athletic Trainer - Fred Hoover, 1958-98 (Elected 1982)

CLEMSON RING OF HONOR

| Member (Retired Jersey) | Clemson | Inducted |
|-------------------------|---------|----------|
| Banks McFadden (#66) | 1937-69 | 1994 |
| Frank Howard | 1931-69 | 1994 |
| Steve Fuller (#4) | 1975-78 | 1994 |
| Jeff Davis (#45) | 1978-81 | 1995 |
| Fred Cone (#31) | 1948-50 | 1997 |
| Jerry Butler (#15) | 1975-78 | 1999 |
| Terry Kinard (#43) | 1979-82 | 2001 |
| Bob Bradley (SID) | 1955-89 | 2005 |
| 1981 Team | 1981 | 2006 |
| Danny Ford | 1978-89 | 2013 |
| Levon Kirkland (#44) | 1988-91 | 2019 |

CLEMSON UNIVERSITY DISTINGUISHED SERVICE AWARD

- 1963 - Roy Pearce ('41)
Bob Jones ('30)
Porter Caughman ('08)
- 1965 - Walter Cox ('39)
- 1966 - Banks McFadden ('40)
- 1967 - Rhett Turnipsee ('22)
John M. Flemming ('26)
- 1968 - James Gee ('17)
Claude Hayden ('12)
- 1970 - States R.G. Finley ('18)
- 1977 - Herman Nimitz ('17)
- 1979 - Jesse H. Yarborough ('30)
- 1980 - Gene Willimon ('33)
- 1981 - Louis P. Batson, Jr. ('48)
- 1982 - Bill McLellan ('54)
- 1983 - Phil Prince ('49)
Billy G. Rogers ('49)
- 1984 - Bill Hunter ('45)
- 1986 - Wallace Roy ('26)



HONORS & AWARDS

- 1987 - John Tice ('55)
- 1992 - Lawrence Gressette ('92)
- 2002 - John E. Walker ('58)
- 2003 - Charlie Bussey ('57)
- 2008 - Randy Smith ('66)
- 2013 - Jimmy Addison ('68)
- 2017 - Rich Davies ('86)
- 2018 - Bill Smith ('82)
- 2020 - Jimmy Bell ('65)

COLLEGE FOOTBALL HALL OF FAME ALL-DECADE TEAM

- Presented to the top players of the decade.
- 2010s - Deshaun Watson, QB
 - 2010s - Christian Wilkins, DL

DANNY FORD SCHOLARSHIP AWARD

- 2009 - Jess Bowers, DL
- 2010 - Michael Wade, QB/S
- 2011 - Dawson Zimmerman, P
- 2012 - Chandler Catanzaro, PK
- 2013 - Andrew Maass, WR
- 2014 - David Estes, LS
- 2015 - Alex Spence, PK
- 2016 - Alex Spence, PK
- 2017 - Hall Morton, S
- 2018 - Alex Spence, PK
- 2019 - Max May, WR

DAVEY O'BRIEN AWARD

- Presented to the nation's top quarterback.
- 2015 - Deshaun Watson, QB
 - 2016 - Deshaun Watson, QB

EARL H. BLAIK FELLOWSHIP

A scholarship given annually, sponsored by the NCAA, to a deserving scholar-athlete in the memory of the legendary Army coach, Earl Blaik.

- 1964 - Jimmy Bell, QB

EDDIE ROBINSON NATIONAL COACH-OF-THE-YEAR

- 1981 - Danny Ford
- 2015 - Dabo Swinney

ESPN ALL-TIME TEAM

College football's top-150 players as selected by ESPN in 2019.

- Deshaun Watson (101)

FCA NATIONAL COACH-OF-THE-YEAR

- 2014 - Dabo Swinney

FEDEX ORANGE BOWL FWAA COURAGE AWARD

- 2006 - Ray Ray McElrathbey, CB
- 2012 - Daniel Rodriguez, WR

FRANCIS AWARD

Presented for Leadership

- 1988 - Jeff Bak, C
- 1989 - Wesley McFadden, FB
- 1990 - Stacy Fields, TE
- 1991 - Rob Bodine, MG
- 1992 - Ashley Sheppard, OLB
- 1993 - Richard Moncrief, QB
- 1994 - Tim Jones, LB
- 1995 - Warren Forney, DT
- 1996 - Raymond White, DT
- 1997 - Lamont Hall, TE
- 1998 - Donald Broomfield, DT
- 1999 - Brandon Streeter, QB
- 2000 - Chad Carson, LB; Kyle Young, C
- 2001 - Chad Carson, LB
- 2002 - Jackie Robinson, WR
- 2003 - Tony Elliott, WR
- 2004 - Tommy Sharpe, C
- 2005 - Tye Hill, CB
- 2006 - Anthony Waters, LB
- 2007 - Cullen Harper, QB; Michael Hamlin, S
- 2008 - Jock McKissic, DT
- 2009 - Thomas Austin, OG
- 2010 - Marcus Gilchrist, CB
- 2011 - Dwayne Allen, TE
- 2012 - Dalton Freeman, C
- 2013 - Tajh Boyd, QB
- 2014 - Grady Jarrett, DT
- 2015 - Eric Mac Lain, OG
- 2016 - Ben Boulware, LB
- 2017 - Maverick Morris, OL
- 2018 - Adam Choice, RB

- Clelin Ferrell, DE
- Mitch Hyatt, OT
- Kendall Joseph, LB
- Hunter Renfrow, WR
- Christian Wilkins, DT
- 2019 - Tremayne Anchrum, OT
- Tanner Muse, S

FRANK BROYLES AWARD

- Presented to the nation's top assistant coach.
- 2016 - Brent Venables
 - 2017 - Tony Elliott

FRANK HOWARD AWARD

For achievement bringing honor to Clemson.

- 1970 - Charlie Waters
- 1971 - Jim Sursavage
- 1972 - John McMakin
- 1973 - Ben Anderson
- 1975 - Bennie Cunningham
- 1978 - Steve Fuller
- 1979 - Steve Fuller
- Jerry Butler
- 1981 - Obed Ariri
- 1982 - National Championship Football Team
- 1983 - Terry Kinard
- 2009 - Jacoby Ford
- 2011 - Da'Quan Bowers
- 2013 - Tajh Boyd
- 2014 - Sammy Watkins
- 2019 - Christian Wilkins

GENE STALLINGS HUMANITARIAN AWARD

- 2014 - Dabo Swinney

GEORGE MUNGER COACH-OF-THE-YEAR

- 2015 - Dabo Swinney

HAMPSHIRE SOCIETY INDUCTEE

- 2011 - Dawson Zimmerman, P
- 2012 - Jaron Brown, WR
- Dalton Freeman, C
- 2013 - Chandler Catanzaro, PK
- 2018 - Justin Falcinelli, C
- Austin Spence, LS
- Christian Wilkins, DT
- Garrett Williams, TE
- 2019 - Diondre Overton, WR
- Patrick Phibbs, LS
- Sean Pollard, OL
- Chad Smith, LB

HOME DEPOT COACH-OF-THE-YEAR

- 2015 - Dabo Swinney

IPTAY ATHLETE-OF-THE-YEAR

Presented by Mr. & Mrs. Eugene P. Willimon to Clemson's most outstanding athlete based on athletic accomplishments with consideration of character, leadership and academics.

- 1978-79 Steve Fuller
- 1982-83 Terry Kinard
- 1997-98 Anthony Simmons
- 2000-01 Rod Gardner
- 2005-06 Tye Hill
- 2006-07 Gaines Adams
- 2009-10 C.J. Spiller
- 2019-20 Isaiah Simmons

JACK LAMBERT AWARD

Presented to the nation's top senior linebacker.

- 2016 - Ben Boulware

JACOBS BLOCKING TROPHY (ACC)

Presented annually by Hugh & William Jacobs of Clinton, S.C., in memory of their late father, Dr. William P. Jacobs, to the ACC's outstanding blocker, based on a vote by ACC assistants.

- 1959 - Doug Cline, FB
- 1966 - Wayne Mass, T
- 1967 - Harry Olszewski, G
- 1977 - Joe Bostic, G
- 1983 - James Farr, G
- 1987 - John Phillips, OG
- 2017 - Mitch Hyatt, OT
- 2018 - Mitch Hyatt, OT

TIGERS IN TOP 10 OF HEISMAN TROPHY VOTING

| Year | Player | Pos. | Cl. | 1 | 2 | 3 | Points | Finish |
|------|-----------------|------|-----|-----|-----|-----|--------|--------|
| 1939 | Banks McFadden | QB | Sr. | NA | NA | NA | NA | 8 |
| 1978 | Steve Fuller | QB | Sr. | 19 | 6 | 13 | 82 | T-6 |
| 2009 | C.J. Spiller | RB | Sr. | 26 | 31 | 83 | 223 | 6 |
| 2015 | Deshaun Watson | QB | So. | 148 | 240 | 241 | 1165 | 3 |
| 2016 | Deshaun Watson | QB | Jr. | 269 | 302 | 113 | 1524 | 2 |
| 2018 | Travis Etienne | RB | So. | 0 | 6 | 17 | 29 | 7 |
| 2019 | Trevor Lawrence | QB | So. | 3 | 25 | 29 | 88 | 7 |
| | Travis Etienne | RB | Jr. | 0 | 7 | 11 | 25 | 9 |

JACOBS BLOCKING TROPHY (STATE)

Presented annually by Hugh and William Jacobs (Clinton, S.C.) in memory of their father, Dr. William P. Jacobs, to the outstanding blocker in the state, based on a vote of assistant coaches.

- 1928 - O.D. Padgett, BB
- 1930 - Grady Salley, WB
- 1937 - Don Willis, FB
- 1938 - Don Willis, FB
- 1942 - Marion Craig, BB
- 1944 - Alton Cumbie, BB
- 1945 - Alton Cumbie, BB
- 1948 - Robert Martin, BB
- 1950 - Dick Hendley, BB
- 1955 - Dick Marazza, T
- 1957 - Bill Thomas, C
- 1959 - Doug Cline, FB
- 1965 - Bo Ruffner, FB
- 1966 - Wayne Mass, T
- 1967 - Harry Olszewski, G
- 1968 - Joe Lhotsky, T
- 1970 - Dave Thompson, G
- 1973 - Ken Peebles, T
- 1974 - Ken Peebles, G
- 1977 - Joe Bostic, G
- 1978 - Joe Bostic, G
- 1982 - Bob Mayberry, T
- 1983 - James Farr, OG
- 1986 - John Phillips, OG
- 1987 - John Phillips, OG
- 1990 - Stacy Long, OT
- 1991 - Jeb Flesch, OG
- 1992 - Stacy Seegars, OG

JIM TATUM AWARD

Presented to the top scholar among ACC football players.

- 1994 - Ed Glenn, TE
- 2001 - Kyle Young, C
- 2018 - Christian Wilkins, DT

KEITH JACKSON AWARD OF EXCELLENCE

Presented by ESPN and Cingular Wireless

- 2006 - Ray Ray McElrathbey, CB

MACKEY AWARD

National award given to the nation's top tight end.

- 2011 - Dwayne Allen, TE

MANNING AWARD

Presented to the nation's top quarterback.

- 2015 - Deshaun Watson
- 2016 - Deshaun Watson

McFADDEN AWARD

Presented to top college football player in South Carolina by the Greenville Touchdown Club.

- 1993 - Terry Smith, WR
- 1996 - Anthony Simmons, LB
- 1997 - Anthony Simmons, LB
- 1999 - Keith Adams, LB
- 2001 - Woodrow Dantzler, QB
- 2003 - Charlie Whitehurst, QB
- 2006 - Gaines Adams, DE
- 2007 - Cullen Harper, QB
- 2009 - C.J. Spiller, RB
- 2011 - Sammy Watkins, WR
- 2012 - Tajh Boyd, QB
- 2013 - Sammy Watkins, WR
- 2014 - Vic Beasley, DE
- 2015 - Deshaun Watson, QB
- 2016 - Deshaun Watson, QB

McKELVIN AWARD

Given annually to the Athlete-of-the-Year in the Southern Conference and/or ACC.

- 1947-48 Frank Gillespie
- 2015-16 Deshaun Watson
- 2016-17 Deshaun Watson

NATIONAL AWARD CANDIDATES

| Year | Player | Award | Final |
|------|--------------------|-------------------------|-------|
| 1939 | Banks McFadden | Heisman | 8 |
| 1982 | Terry Kinard | CBS Defensive | 1 |
| 1983 | William Perry | Outland | 10 |
| 1984 | William Perry | Lombardi | 4 |
| 1987 | Michael Dean Perry | Outland | 3 |
| 1990 | Stacy Long | Outland | 3 |
| | Levon Kirkland | Butkus | 5 |
| 1991 | Ed McDaniel | Butkus | 4 |
| 1997 | Tony Horne | Biletnikoff | 10 |
| | Anthony Simmons | Butkus | 10 |
| 1998 | Antwan Edwards | Thorpe | 10 |
| 1999 | Keith Adams | Football News Defensive | 15 |
| 2000 | Keith Adams | Bednarik | 3 |
| | | Butkus | 3 |
| | | Football News Defensive | 5 |
| | Kyle Young | Rimington | 3 |
| | Chad Speck | Tatupu | 5 |
| | Woodrow Dantzler | O'Brien | 8 |
| | Rod Gardner | Biletnikoff | 10 |
| | Robert Carswell | Thorpe | 12 |
| 2001 | Kyle Young | Rimington | 5 |
| | Woodrow Dantzler | O'Brien | 12 |
| 2002 | Aaron Hunt | Groza | 20 |
| 2004 | Justin Miller | Thorpe | 12 |
| 2005 | Jad Dean | Groza | 3 |
| | Tye Hill | Thorpe | 3 |
| 2006 | Gaines Adams | Nagurski | 5 |
| | | Hendricks | 6 |
| | | Lombardi | 12 |
| | | Bednarik | 16 |
| | James Davis | Walker | 10 |
| 2008 | Cullen Harper | Unitas | 10 |
| 2009 | C.J. Spiller | Walker | 4 |
| | | Heisman | 6 |
| 2010 | Da'Quan Bowers | Hendricks | 1 |
| | | Nagurski | 1 |
| | | Bednarik | 3 |
| | | Lombardi | 3 |
| | Dawson Zimmerman | Guy | 10 |
| 2011 | Dwayne Allen | Mackey | 1 |
| | Andre Branch | Hendricks | 6 |
| | Dalton Freeman | Rimington | 6 |
| | Tajh Boyd | O'Brien | 10 |
| | | Maxwell | 16 |
| | Sammy Watkins | Biletnikoff | 10 |
| | | Walter Camp | 10 |
| | Dawson Zimmerman | Wuerffel | 13 |
| | Chandler Catanzaro | Groza | 20 |
| 2012 | Dalton Freeman | Rimington | 6 |
| | Tajh Boyd | Manning | 10 |
| | | Unitas | 15 |
| | | Walter Camp | 15 |
| | | O'Brien | 16 |
| | DeAndre Hopkins | Biletnikoff | 10 |
| | Chandler Catanzaro | Groza | 20 |
| 2013 | Sammy Watkins | Biletnikoff | 3 |
| | Tajh Boyd | Unitas | 5 |
| | | Manning | 10 |
| | | Maxwell | 16 |
| | | O'Brien | 16 |
| | Vic Beasley | Hendricks | 6 |
| | | Lombardi | 12 |
| | | Bednarik | 16 |
| | Spencer Shuey | Lott | 20 |
| 2014 | Vic Beasley | Bednarik | 3 |
| | | Lombardi | 4 |

HONORS & AWARDS

| | | | |
|------|---------------------|-------------|----|
| | Hendricks | 5 | |
| | Lott | 15 | |
| | Stephone Anthony | Butkus | 15 |
| | Ammon Laki | Groza | 20 |
| 2015 | Dashaun Watson | Griffin | 1 |
| | | Manning | 1 |
| | | O'Brien | 1 |
| | | Heisman | 3 |
| | | Walter Camp | 3 |
| | Jordan Leggett | Mackey | 3 |
| | Shaq Lawson | Lombardi | 4 |
| | | Nagurski | 5 |
| | | Hendricks | 6 |
| | | Bednarik | 20 |
| | Mackensie Alexander | Thorpe | 16 |
| 2016 | Dashaun Watson | Bowden | 1 |
| | | Harley | 1 |
| | | Manning | 1 |
| | | O'Brien | 1 |
| | | Unitas | 1 |
| | | Heisman | 2 |
| | | Walter Camp | 3 |
| | | Maxwell | 3 |
| | Ben Boulware | Lambert | 1 |
| | Jordan Leggett | Mackey | 3 |
| | Christian Wilkins | Nagurski | 5 |
| | | Bednarik | 18 |
| | Cordrea Tankersley | Thorpe | 16 |
| | | Bednarik | 18 |
| | Greg Huegel | Groza | 20 |
| 2017 | Christian Wilkins | Willis | 1 |
| | Dorian O'Daniel | Bowden | 3 |
| | | Butkus | 5 |
| | Clelin Ferrell | Hendricks | 5 |
| | Kelly Bryant | Manning | 11 |
| | Dexter Lawrence | Bednarik | 18 |
| 2018 | Clelin Ferrell | Hendricks | 1 |
| | | Bednarik | 20 |
| | Trevor Lawrence | Griffin | 1 |
| | | Manning | 11 |
| | | O'Brien | 16 |
| | | Bowden | 1 |
| | | Burlsworth | 1 |
| | Christian Wilkins | Campbell | 1 |
| | | Bednarik | 3 |
| | | Outland | 3 |
| | | Lott | 4 |
| | | Nagurski | 5 |
| | | Lombardi | 7 |
| | Travis Etienne | Walker | 3 |
| | | Maxwell | 20 |
| | Tre Lamar | Butkus | 5 |
| | Mitch Hyatt | Outland | 8 |
| 2019 | Isaiah Simmons | Butkus | 1 |
| | | Bednarik | 3 |
| | | Lott | 4 |
| | | Nagurski | 5 |
| | | Walter Camp | 20 |
| | John Simpson | Outland | 6 |
| | Travis Etienne | Walker | 10 |
| | | Maxwell | 20 |
| | | Walter Camp | 20 |
| | | Sullivan | 10 |
| | | Manning | 12 |
| | | O'Brien | 16 |
| | | Walter Camp | 20 |
| | Tanner Muse | Thorpe | 14 |

NATIONAL COORDINATOR-OF-THE-WEEK

| Year | Player | Opponent | Outlet |
|------|--------------|---------------|--------|
| 2011 | Chad Morris | Auburn | Rivals |
| | Kevin Steele | Virginia Tech | Rivals |

NATIONAL COORDINATOR-OF-THE-YEAR

| Year | Coordinator | Position | Outlet |
|------|----------------|----------|----------------|
| 2011 | Chad Morris | OC | Rivals |
| 2014 | Brent Venables | DC | Football Scoop |
| 2015 | Brent Venables | DC | Rivals |

NATIONAL FOOTBALL FOUNDATION HALL OF FAME

These men have received the highest honor the game of football accords in their selection to the Hall of Fame, which is located in Atlanta, Ga.

Coaches

John Heisman, 1900-03 (Inducted 1954)
 Jess Neely, 1931-39 (Inducted 1971)
 Frank Howard, 1940-69 (Inducted 1989)
 Danny Ford, 1978-89 (Inducted 2017)

| Year | Player | Outlet |
|------|--------------|--------|
| 1972 | Ben Anderson | |
| 1979 | Steve Fuller | |
| 1985 | John Watson | |
| 2001 | Kyle Young | |

NATIONAL FOOTBALL FOUNDATION & HOF SCHOLAR-ATHLETE AWARD

Given for excellence in football and academics (carries a stipend for postgraduate work).
 1964 - Jimmy Bell, QB
 1968 - Jimmy Addison, QB
 1972 - Ben Anderson, DB
 1978 - Steve Fuller, QB
 2001 - Kyle Young, C
 2018 - Christian Wilkins, DT

NATIONAL FRESHMAN-OF-THE-YEAR

| Year | Player | Outlet |
|------|-----------------|-----------------------|
| 1995 | Anthony Simmons | UPI |
| 2011 | Sammy Watkins | College Football News |
| | | Rivals |
| | | Sporting News |

NATIONAL PLAYER-OF-THE-WEEK

| Year | Player | Opponent | Outlet |
|------|------------------|--------------------------|-----------------|
| 1951 | Glenn Smith | Auburn | AP |
| 1958 | Harvey White | Vanderbilt | AP |
| 1974 | Ken Callicutt | North Carolina | UPI |
| | Willie Anderson | South Carolina | SI |
| 1978 | Bubba Brown | NC State | SI |
| 1980 | Willie Underwood | South Carolina | SI |
| 1995 | Brian Dawkins | Duke | SI |
| 1999 | Brandon Streeer | Virginia | USA |
| | Keith Adams | Duke | Nagurski |
| 2000 | Woodrow Dantzler | Virginia | CNN.com |
| 2001 | Woodrow Dantzler | Georgia Tech | USA |
| | | NC State | SN, |
| | | CollegeFootballNews.com, | SI.com |
| 2005 | Jad Dean | Texas A&M | USA |
| 2006 | James Davis | Georgia Tech | WC, |
| | | USA, Rivals.com | |
| 2009 | C.J. Spiller | Miami (Fla.) | WC |
| 2011 | Sammy Watkins | Maryland | Capital One Cup |
| | | Rivals | |
| | Tajh Boyd | Auburn | Manning |
| | | Florida State | Manning |
| | | Maryland | Manning |
| | | North Carolina | Manning, |
| | | Capital One Cup | |
| | Kourtnei Brown* | North Carolina | WC |
| 2012 | Andre Ellington | Auburn | Maxwell |
| | Jonathan Meeks | Virginia Tech | Thorpe |
| | Tajh Boyd | NC State | WC |
| 2013 | Tajh Boyd | Georgia | Athlon |
| | | | Maxwell |
| | Vic Beasley | NC State | Bednarik |
| 2014 | Dashaun Watson | North Carolina | Capital One, |
| | | | Manning |
| 2015 | Dashaun Watson | Boston College | O'Brien |
| | | NC State | Capital One, |
| | | WC, Maxwell | |
| | | Syracuse | FWAA |
| 2016 | Ben Boulware | Louisville | Bednarik, |
| | | | Lott, Nagurski |
| | Dashaun Watson | Louisville | O'Brien, |
| | | | WC |
| | | Florida State | O'Brien |
| | | South Carolina | Manning |
| 2017 | Austin Bryant | Auburn | WC, |
| | | | Nagurski |
| | Dorian O'Daniel | Virginia Tech | Nagurski |
| 2019 | Travis Etienne | Georgia Tech | WC |
| | Isaiah Simmons | Syracuse | Lott, WC |

* - defense

NATIONAL TEAM-OF-THE-WEEK

| Year | Opponent | Outlet |
|------|----------------|------------------|
| 2003 | Florida State | Football Writers |
| 2011 | Florida State | Football Writers |
| 2015 | North Carolina | Football Writers |

NATION'S MOST VERSATILE ATHLETE

Banks McFadden, 1939-40

NCAA POSTGRADUATE SCHOLARSHIP

Given to a deserving scholar-athlete who is entering postgraduate work in conjunction with NCAA scholarship fund.

1964 - Jimmy Bell
 1968 - Jimmy Addison

| |
|---------------------|
| 1972 - Ben Anderson |
| 1979 - Steve Fuller |
| 1985 - John Watson |
| 2001 - Kyle Young |

NCAA TOP-FIVE AWARD

Given by the NCAA to the nation's top five outstanding senior student-athletes of the preceding calendar year.
 1979 - Steve Fuller, Football

PHIL STEELE COACH-OF-THE-YEAR

2015 - Dabo Swinney

PRO FOOTBALL HALL OF FAME

2018 - Brian Dawkins

RENWICK-FLANDERS AWARD

Most Improved Player

| |
|-------------------------------|
| 1973 - Curt Buttermore, OG |
| 1974 - Mark Fellers, QB |
| 1975 - Jimmy Weeks, OT |
| 1976 - Bubba Brown, LB |
| 1977 - Steve Ryan, FS |
| 1978 - Lester Brown, TB |
| 1979 - Jeff Davis, LB |
| 1980 - Lee Nanney, OT |
| 1981 - Brad Fisher, OT |
| 1982 - Brian Butcher, OT |
| 1983 - Bob Pauling, PK |
| 1984 - Reid Ingle, OT |
| 1985 - John Watson, OT |
| 1986 - Tony Stephens, MG |
| 1987 - Tony Stephens, MG |
| 1988 - Mark Drag, MG |
| 1989 - Hank Phillips, C |
| 1990 - Arlington Nunn, SS |
| 1991 - Rodney Blunt, TB |
| 1992 - Warren Forney, DT |
| 1993 - Tim Jones, LB |
| 1994 - Andre Carter, FS |
| 1995 - Patrick Sapp, OLB |
| 1996 - Jamie Trimble, C |
| 1997 - Lorenzo Bromell, DE |
| 1998 - Kyle Young, OG |
| 1999 - Dextra Polite, CB |
| 2000 - Nick Eason, DE |
| 2001 - Derrick Hamilton, WR |
| 2002 - Justin Miller, CB |
| 2003 - Tye Hill, CB |
| 2004 - Tye Hill, CB |
| 2005 - Chansi Stuckey, WR |
| 2006 - Cole Chason, P |
| 2007 - Cullen Harper, QB |
| 2008 - Jacoby Ford, WR |
| 2009 - Rashard Hall, S |
| 2010 - Jarvis Jenkins, DT |
| 2011 - Chandler Catanzaro, PK |
| 2012 - Grady Jarrett, DT |
| 2013 - Stephone Anthony, LB |
| Roderick McDowell, RB |
| 2014 - Tony Steward, LB |
| Reid Webster, RB |
| 2015 - Jay Guillermo, C |
| Cordrea Tankersley, CB |
| 2016 - Tyrone Crowder, OG |
| C.J. Fuller, RB |
| Kendall Joseph, LB |
| Nick Schuessler, QB |
| 2017 - Austin Bryant, DE |
| J.D. Davis, LB |
| Justin Falcinelli, C |
| Tavien Feaster, RB |
| D.J. Greenlee, TE |
| Albert Huggins, DT |
| Trayvon Mullen, CB |
| Austin Spence, LS |
| 2018 - Chase Brice, QB |
| Gage Cervenka, OL |
| Albert Huggins, DT |
| Denzel Johnson, S |
| Isaiah Simmons, LB |
| John Simpson, OG |
| Nolan Turner, S |
| 2019 - Jackson Carman, OT |
| Lerion Kendrick, CB |
| Luke Price, TE |
| Chad Smith, LB |
| Baylon Spector, LB |

Will Spiers, P
 K'Von Wallace, S

RETIRED NUMBERS

| | |
|-----|-------------------|
| #4 | Steve Fuller, QB |
| #28 | C.J. Spiller, RB |
| #66 | Banks McFadden, B |

R.F. POOLE AWARD

Recognition of best Tiger offensive and defensive players in the Clemson-South Carolina game.

| Year | Offense | Defense |
|--|----------------------------------|---------|
| 1971 - Tommy Kendrick | Larry Hefner | |
| 1972 - Heidi Davis | Jim Williamson | |
| 1973 - Smiley Sanders | Mike Buckner | |
| 1974 - Ken Callicutt | Willie Anderson | |
| 1975 - Harold Goggins | G.G. Galloway | |
| 1976 - Tracy Perry | Rex Varn | |
| 1977 - Steve Fuller | Roy Epps | |
| 1978 - Lester Brown | Bubba Brown | |
| 1979 - Obed Ariri | Jim Stuckey | |
| 1980 - Homer Jordan | Willie Underwood | |
| 1981 - Chuck McSwain | Bill Smith | |
| 1982 - Homer Jordan | Terry Kinard | |
| 1983 - Stacey Driver | James Robinson | |
| 1984 - Steve Reese | Terence Mack | |
| 1985 - Kenny Flowers | Raymond Chavous | |
| 1986 - Ricardo Hooper | Donnell Woolford | |
| 1987 - Danny Pearnan | Donnell Woolford | |
| 1988 - Rodney Williams | Jesse Hatchner | |
| 1989 - Rodney Fletcher | Levon Kirkland | |
| 1990 - Ronald Williams | Chester McGlockton | |
| 1991 - DeChane Cameron | Levon Kirkland | |
| 1992 - Les Hall | Tim Jones | |
| 1993 - Emory Smith | Andre Humphrey | |
| 1994 - Lamont Pegues | Mike Barber | |
| 1995 - Antwan Wyatt | Leomont Evans | |
| 1996 - Raymond Priestner | Dexter McClean | |
| 1997 - Nealon Greene | Antwan Edwards | |
| 1998 - Javis Austin | Howard Bartley | |
| 1999 - Woodrow Dantzler | Keith Adams | |
| 2000 - Rod Gardner | Chad Carson | |
| 2001 - Kyle Young | Khaleed Vaughn | |
| 2002 - Charlie Whitehurst | Bryant McNeal | |
| 2003 - Chad Jasmijn | Maurice Fountain | |
| 2004 - Reggie Merriweather | Leroy Hill | |
| 2005 - James Davis | Jamaal Fudge | |
| 2006 - C.J. Spiller | Jock McKissic | |
| 2007 - Aaron Kelly | Chris Chancellor | |
| 2008 - Starting Offensive Line | Chris Chancellor, Chris Clemmons | |
| 2009 - Michael Palmer | Jamie Cumbie | |
| 2010 - DeAndre Hopkins | Brandon Thompson | |
| 2011 - Andre Ellington | Rashard Hall | |
| 2012 - Andre Ellington | Xavier Brewer | |
| 2013 - Brandon Thomas | Grady Jarrett | |
| 2014 - 8 players | 11 players | |
| 2015 - Dashaun Watson | Kevin Dodd | |
| 2016 - Mike Williams | Ben Boulware | |
| 2017 - Hunter Renfrow | Ryan Carter | |
| 2018 - Offensive Line | Austin Bryant | |
| 2019 - Gage Cervenka, Tee Higgins, Trevor Lawrence | K'Von Wallace | |

SENIOR CLASS AWARD

| Year | Player, Pos. | Final |
|------|-----------------------|-------|
| 2011 | Dawson Zimmerman, P | 10 |
| 2012 | Rashard Hall, S | 31 |
| 2018 | Christian Wilkins, DT | 10 |

SHINGLER/DR. R.C. EDWARDS SPORTSMANSHIP AWARD

(Athletic Department-Wide Award)

| |
|-------------------------------|
| 1979 - Charlie Bauman, MG |
| 1981 - Jack Cain, DB |
| 1982 - Jerry Gaillard, WR |
| 1983 - Mike Eppley, QB |
| 1985 - Mike Eppley, QB |
| 1986 - Andy Newell, P |
| 1987 - Bill Spiers, P |
| 1988 - David Treadwell, PK |
| 1989 - Rodney Williams, QB |
| 1990 - Wesley McFadden, RB |
| 1991 - Chris Gardocki, PK |
| 1995 - Warren Forney, DT |
| 2000 - Brandon Streeer, QB |
| 2002 - Chad Carson, LB |
| 2004 - Tony Elliott, WR |
| 2006 - Charlie Whitehurst, QB |



HONORS & AWARDS



CHARLIE WHITEHURST RECEIVED THE SHINGLER/DR. R.C. EDWARDS SPORTSMANSHIP AWARD IN 2006.

ACC PLAYER-OF-THE-WEEK LEADERS

| SEASON | | | | |
|--------|-----------------------|-----------|-------------|----------|
| Rk | Player | Pos. | Year | POTW |
| 1. | Keith Adams | LB | 1999 | 5 |
| 2. | James Robinson | DT | 1983 | 4 |
| | Dashaun Watson | QB | 2015 | 4 |
| | Travis Etienne | RB | 2019 | 4 |
| 5. | Jeff Bryant | DL | 1981 | 3 |
| | Jeff Davis | LB | 1981 | 3 |
| | Stacy Long | OT | 1989 | 3 |
| | David Richardson | PK | 1997 | 3 |
| | Anthony Simmons | LB | 1997 | 3 |
| | Woodrow Dantzler | QB | 2001 | 3 |
| | Phillip Merling | DE | 2007 | 3 |
| | Thomas Austin | C | 2008 | 3 |
| | C.J. Spiller | RB/ST | 2009 | 3 |
| | Tajh Boyd | QB | 2011 | 3 |
| | Sammy Watkins | WR | 2011 | 3 |
| | Tajh Boyd | QB | 2012 | 3 |
| | Vic Beasley | DE | 2013 | 3 |
| | Tajh Boyd | QB | 2013 | 3 |
| | Sammy Watkins | WR | 2013 | 3 |
| | Jay Guillermo | C | 2015 | 3 |
| | Mitch Hyatt | OT | 2017 | 3 |
| | Mitch Hyatt | OT | 2018 | 3 |
| | John Simpson | OG | 2019 | 3 |

Note: Does not include rookie-of-the-week selections.

| CAREER | | | | |
|--------|-----------------------|-----------|----------------|----------|
| Rk | Player | Pos. | Years | POTW |
| 1. | Tajh Boyd | QB | 2010-13 | 9 |
| 2. | Dashaun Watson | QB | 2014-16 | 8 |
| 3. | Keith Adams | LB | 1998-00 | 7 |
| | Sammy Watkins | WR | 2011-13 | 7 |
| | Mitch Hyatt | OT | 2015-18 | 7 |
| 6. | Steve Fuller | QB | 1975-78 | 6 |
| | Woodrow Dantzler | QB | 1998-01 | 6 |
| | C.J. Spiller | RB/ST | 2006-09 | 6 |
| | Travis Etienne | RB | 2017-19 | 6 |

Note: Does not include rookie-of-the-week selections.

| BY POSITION | | | |
|-------------|---------------------------------|------------------------------------|--|
| Pos. | Season | Career | |
| OL | 3, many (4), many times (5) | 7, Mitch Hyatt (2015-18) | |
| QB | 4, Dashaun Watson (2015) | 9, Tajh Boyd (2010-13) | |
| RB | 4, Travis Etienne (2019) | 6, Travis Etienne (2017-19) | |
| WR | 3, Sammy Watkins (2011,13) | 7, Sammy Watkins (2011-13) | |
| DL | 4, James Robinson (1983) | 5, Vic Beasley (2011-14) | |
| LB | 5, Keith Adams (1999) | 7, Keith Adams (1998-00) | |
| DB | 2, many (8) | 4, Terry Kinard (1979-82) | |
| ST | 3, David Richardson (1997) | 4, David Richardson (1995-98) | |

Note: Only includes selections at the listed position.

| ROOKIE-OF-THE-WEEK | | | | |
|--------------------|------------------------|-----------|-------------|----------|
| Rk | Player | Pos. | Year | ROTW |
| 1. | Trevor Lawrence | QB | 2018 | 5 |
| 2. | Anthony Simmons | LB | 1995 | 4 |
| | Sammy Watkins | WR | 2011 | 4 |
| 4. | Chuck McSwain | TB | 1979 | 3 |
| | James Davis | RB | 2005 | 3 |
| | C.J. Spiller | RB | 2006 | 3 |
| | Dashaun Watson | QB | 2014 | 3 |

SILVER ANNIVERSARY ACC TEAM

Selected by the ACC Sports Writers Association honoring the players who participated in the conference during the first 25 years.

Harry Olszewski, OG, 1965-67 (selected in 1977)

SILVER ANNIVERSARY ALL-AMERICAN

Selected by Sports Illustrated honoring successful men who played college football in 1932.

Buck Priester, HB, Class of 1932 (selected in 1957)

SOUTH CAROLINA ATHLETIC HALL OF FAME

- 1960 - Banks McFadden
- 1961 - Frank Howard
- 1968 - Rock Norman
- 1969 - Joe Blalock
- 1973 - Fred Cone
- 1974 - Joel Wells
- 1976 - Bob Jones
- 1977 - Bill Mathis
- 1978 - Bobby Gage, John Heisman
- 1979 - Bill A. Hudson, Bob Hudson, Bob Sharpe
- 1980 - Charlie Waters
- 1981 - Jess Neely
- 1982 - Danny Ford
- 1986 - Dwight Clark, B.C. Inabinet
- 1987 - Tom Barton
- 1990 - Harry Olszewski
- 1991 - Steve Fuller
- 1993 - Mac Folger, Bennie Cunningham, Bob Jones
- 1995 - Jim Stuckey
- 1997 - Jerry Butler
- 1999 - Jeff Bostic
- 2000 - Buddy Gore
- 2001 - Bob Bradley, Jeff Davis
- 2002 - Terry Kinard

- 2003 - Perry Tuttle
- 2004 - Jeff Bryant, Dreher Gaskin
- 2005 - Gary Barnes, Michael Dean Perry, William Perry
- 2007 - Bill Spiers
- 2008 - Levon Kirkland
- 2010 - Joe Bostic
- 2011 - Chester McGlockton, Gene Moore
- 2013 - Homer Jordan, Bill McLellan, Jim Phillips
- 2014 - Brian Dawkins, Rodney Williams
- 2015 - Terry Allen
- 2017 - Bobby Johnson, Donnell Woolford
- 2019 - Chris Gardocki
- 2020 - C.J. Spiller

SPORTING NEWS COACH-OF-THE-YEAR

2015 - Dabo Swinney

SPORTS ILLUSTRATED COACH-OF-THE-YEAR

2015 - Dabo Swinney

SPORTS ILLUSTRATED'S ALL-CENTURY TEAM

Terry Kinard, S

SUPER 11

- Awarded to the top-11 athletic communications offices in the nation.
- 2009 - Football Writers
 - 2010 - Football Writers
 - 2015 - Football Writers
 - 2016 - Football Writers
 - 2017 - Football Writers
 - 2018 - Football Writers
 - 2019 - Football Writers

SWEDE NELSON SPORTSMANSHIP AWARD

Selected by the Boston Touchdown Club and awarded to the player who most exempli-

fies sportsmanship in college athletics.

1953 - Don King, B

TEAGUE AWARD

Given annually and selected by the sportswriters in North Carolina and South Carolina to the Amateur Athlete-of-the-Year in the two states.

- 1940 - Banks McFadden
- 1950 - Fred Cone

TED HENDRICKS AWARD

Presented to the nation's top defensive end.

- 2010 - Da'Quan Bowers, DE
- 2018 - Clelin Ferrell, DE

UNITAS AWARD

Presented to the nation's top senior quarterback.

2016 - Dashaun Watson

USA TODAY ALL-DECADE TEAM

Presented to the top-22 players of the decade.

1980s - Terry Kinard, FS

USA TODAY PLAYER-OF-THE-DECADE

2010s - Dashaun Watson, QB

WALTER CAMP COACH-OF-THE-YEAR

2015 - Dabo Swinney

WEAVER-JAMES CORRIGAN POSTGRADUATE SCHOLARSHIP

Given by the ACC to a deserving scholar-athlete in memory of ACC Commissioners.

- 1972 - Ben Anderson
- 1978 - Steve Fuller

- 1995 - Ed Glenn
- 1996 - Andy McCrorey
- 2002 - Chad Carson, Kyle Young
- 2003 - Jackie Robinson
- 2004 - Tony Elliott
- 2007 - Thomas Hunter
- 2010 - Michael Wade
- 2011 - Dawson Zimmerman
- 2012 - Rashard Hall
- 2013 - Chandler Catanzaro
- 2016 - Dashaun Watson
- 2018 - Christian Wilkins

WILLIS AWARD

Presented by the Touchdown Club of Columbus (Ohio) to the defensive lineman-of-the-year.

2017 - Christian Wilkins


WOODY HAYES AWARD

Presented by the Touchdown Club of Columbus (Ohio) to the coach-of-the-year.

- 1981 - Danny Ford
- 2018 - Dabo Swinney

ALL-AMERICANS

| Year | Player | Pos. | AP | UPI | FC | FW | WC | SN | FN | Other |
|------|--------------------|------|----|-----|----|----|----|----|----|--|
| 1928 | O.K. Pressley | C | | | | | | | | Heisman ⁽³⁾ , NEA ⁽³⁾ |
| 1939 | Banks McFadden | B | 1 | 3 | 1 | 1 | | | | Colliers ⁽¹⁾ , NEA ⁽¹⁾ |
| 1940 | Joe Blalock | E | | 2 | | | | | | Hearst ⁽¹⁾ |
| 1941 | Joe Blalock | E | | 2 | 1 | | | 1 | | Central Press ⁽¹⁾ |
| 1945 | Ralph Jenkins | C | 3 | | | | | | | INS ⁽¹⁾ |
| 1948 | Bobby Gage | B | | | | | | | | INS ⁽¹⁾ |
| 1950 | Jackie Calvert | S | 2 | | | | | | | NEA ⁽¹⁾ |
| 1952 | Tom Barton | DL | | 2 | | | | | | CT ⁽¹⁾ |
| 1955 | Joel Wells | RB | | 3 | | | | | | |
| 1959 | Lou Cordileone | OL | 1 | | | 1 | | | | |
| 1966 | Wayne Mass | OL | | 2 | | | | | | Dell Sports ⁽¹⁾ |
| 1967 | Harry Olszewski | OG | 2 | 1 | 1 | 1 | 1 | 2 | | |
| 1970 | Dave Thompson | OG | | 2 | | | | | | NEA ⁽¹⁾ |
| 1974 | Bennie Cunningham | TE | 1 | 1 | 1 | | | 1 | | |
| 1975 | Bennie Cunningham | TE | | | | 1 | 1 | | | Time ⁽¹⁾ |
| 1977 | Joe Bostic | OG | 3 | | | 1 | | | 3 | |
| 1978 | Joe Bostic | OG | 2 | 2 | | | | | 1 | |
| | Jerry Butler | WR | 1 | | | 1 | | | | NEA ⁽²⁾ |
| | Steve Fuller | QB | 3 | | | | | | | |
| 1979 | Jim Stuckey | DT | 1 | 1 | | 1 | | 1 | | |
| 1980 | Obed Ariri | PK | | | | | | | | NEA ⁽²⁾ |
| 1981 | Jeff Bryant | DT | | | | | | | 2 | |
| | Jeff Davis | LB | 2 | 1 | 1 | 1 | 1 | 1 | | |
| | Terry Kinard | FS | 1 | | | 1 | | | | NEA ⁽¹⁾ |
| | Lee Nanney | OT | | 2 | | | | | | |
| | Perry Tuttle | WR | | | | | | 1 | 2 | |
| 1982 | * Terry Kinard | FS | 1 | 1 | 1 | 1 | 1 | 1 | 1 | |
| | William Perry | MG | 3 | | | | | | | |
| | Johnny Rembert | LB | 3 | | | | | | 3 | |
| 1983 | James Farr | OG | 3 | | | | | | | |
| | William Perry | MG | 1 | 1 | | 1 | 1 | 2 | | |
| | James Robinson | DT | | | | | | 2 | | |
| 1984 | Dale Hatcher | P | | | | | | 2 | | |
| | Donald Igwebuike | PK | 3 | | | | | | | |
| | William Perry | MG | 3 | 1 | | 1 | | 1 | | |
| 1985 | Steve Reese | OG | | | | | | | 2 | |
| 1986 | Terrence Flagler | RB | 3 | | | 1 | | | 3 | |
| | John Phillips | OG | | 1 | | | | 2 | 2 | |
| 1987 | Michael Dean Perry | DT | | 2 | | 1 | | 2 | 2 | |
| | John Phillips | OG | | 2 | | | | | 3 | |
| | David Treadwell | PK | 1 | 1 | 1 | | 1 | 1 | 1 | |
| | Donnell Woolford | CB | 3 | | 1 | | | 2 | | |
| 1988 | Donnell Woolford | CB | 1 | 1 | 1 | 1 | 1 | 1 | 2 | |
| 1989 | Chris Gardocki | PK | 3 | | | | | | | |
| | Stacy Long | OT | 3 | | | | | 1 | | |
| 1990 | Chris Gardocki | PK | 2 | 2 | | | | | 3 | |
| | Levon Kirkland | LB | 2 | 2 | | | | | 3 | |
| | Stacy Long | OT | 1 | 1 | 1 | 1 | | 1 | 1 | |
| 1991 | Rob Bodine | MG | 2 | | | 1 | | 2 | | CP ⁽²⁾ |
| | Jeb Flesch | OG | 1 | 1 | | | 1 | 2 | 1 | |
| | Levon Kirkland | LB | | 2 | 1 | | 1 | 1 | 2 | SH ⁽¹⁾ |
| | Ed McDaniel | LB | 3 | | | | | | | CP ⁽¹⁾ |
| 1992 | Stacy Seegars | OG | 2 | 2 | | | | | 3 | |
| | Nelson Welch | PK | 3 | | | | | | | |
| 1993 | Stacy Seegars | OG | 1 | 2 | | | 1 | 1 | 1 | CP ⁽²⁾ |
| 1995 | Brian Dawkins | S | 2 | | | | | 2 | | |
| | Anthony Simmons | LB | 3 | | | | | | | |
| 1996 | Anthony Simmons | LB | 3 | | | | | 1 | 2 | |
| 1997 | Jim Bundren | OT | 3 | | | | | 3 | 2 | |
| | Anthony Simmons | LB | 1 | | 1 | | | 1 | 2 | CP ⁽²⁾ |
| 1998 | Antwan Edwards | CB | 3 | | | | | | 3 | Football Digest ⁽¹⁾ |
| 1999 | Keith Adams | LB | 2 | | | | | 3 | 1 | CBS ⁽²⁾ |
| 2000 | Keith Adams | LB | 1 | | | | 1 | 1 | 1 | SJ ⁽¹⁾ |
| | Robert Carswell | FS | 3 | | | | | | 3 | |
| | Rod Gardner | WR | | | | | | | | CP ⁽¹⁾ , Gannett ⁽¹⁾ |
| | Kyle Young | C | | | | | | 3 | 2 | |
| 2001 | Kyle Young | C | | | | | | 3 | 3 | |
| 2002 | Brian Mance | CB | | | | | | 4 | | |
| 2004 | Leroy Hill | LB | 3 | | | | | | | Rivals ⁽¹⁾ |
| | Justin Miller | KR | | | | | | | 2 | Rivals ⁽²⁾ , SI ⁽²⁾ |
| 2005 | Tye Hill | CB | 2 | | | | 1 | 1 | 2 | ESPN ⁽¹⁾ , Rivals ⁽¹⁾ |
| 2006 | * Gaines Adams | DE | 1 | | 1 | 1 | 1 | 1 | 1 | ESPN ⁽¹⁾ , Rivals ⁽¹⁾ |
| | Nathan Bennett | OG | 3 | | | | | | | |
| 2007 | Chris McDuffie | OG | | | | | | | 2 | |
| | Barry Richardson | OT | | | | 2 | | | 1 | |
| 2009 | Thomas Austin | OG | | | | | | | 3 | |
| | DeAndre McDaniel | S | | | | 1 | | 3 | | CBS ⁽¹⁾ , Steele ⁽¹⁾ |
| | * C.J. Spiller | RB | 1 | | 1 | 1 | 1 | 1 | 1 | ESPN ⁽¹⁾ , Rivals ⁽¹⁾ |
| 2010 | * Da'Quan Bowers | DE | 1 | | 1 | 1 | 1 | 1 | 1 | ESPN ⁽¹⁾ , Rivals ⁽¹⁾ |
| | DeAndre McDaniel | S | | | | | | | | Rivals ⁽²⁾ , Steele ⁽²⁾ |
| 2011 | Dwayne Allen | TE | 1 | | | 1 | | | | ESPN ⁽¹⁾ , SI ⁽¹⁾ , Steele ⁽¹⁾ , CBS ⁽²⁾ |
| | Andre Branch | DE | 3 | | | | 2 | | | CBS ⁽²⁾ , SI ⁽²⁾ , Steele ⁽²⁾ |
| | Sammy Watkins | WR | 1 | | | | | | | Fox Sports ⁽¹⁾ , SI ⁽¹⁾ , Steele ⁽²⁾ |
| 2012 | Tajh Boyd | QB | | | | 1 | | | | Lindy's ⁽³⁾ |
| | Dalton Freeman | C | 2 | | | 1 | | 2 | | Scout ⁽²⁾ , Steele ⁽²⁾ |
| | DeAndre Hopkins | WR | 3 | | | | | | | CBS ⁽²⁾ , Lindy's ⁽²⁾ , Scout ⁽²⁾ , Steele ⁽²⁾ |
| | Sammy Watkins | WR | | | | | | | | CP ⁽¹⁾ |



ANTHONY SIMMONS WAS A THREE-TIME ALL-AMERICAN (1995-97).

| Year | Player | Pos. | AP | UPI | FC | FW | WC | SN | FN | Other |
|------|---------------------|------|----|-----|----|----|----|----|----|--|
| 2013 | Vic Beasley | DE | 2 | | | 2 | 1 | 1 | | CBS ⁽¹⁾ , SI ⁽¹⁾ , USA ⁽¹⁾ , Steele ⁽²⁾ |
| | Sammy Watkins | WR | 2 | | 1 | | 2 | | | CBS ⁽²⁾ , Lindy's ⁽²⁾ , Steele ⁽²⁾ , USA ⁽²⁾ |
| 2014 | Vic Beasley | DE | 1 | | 1 | 2 | 1 | | | CBS ⁽²⁾ , USA ⁽²⁾ , Scout ⁽²⁾ , Steele ⁽²⁾ |
| | Grady Jarrett | DT | | | | | | | | Athlon ⁽¹⁾ |
| 2015 | Mackensie Alexander | CB | 3 | | | | | | | Athlon ⁽²⁾ |
| | Greg Huegel | PK | | | | | | | | SJ ⁽²⁾ |
| | Jayron Kearse | S | 2 | | | | | | | ESPN ⁽¹⁾ , CBS ⁽²⁾ , Athlon ⁽²⁾ , SI ⁽²⁾ |
| | Shaq Lawson | DE | 1 | | 1 | 1 | 1 | 2 | | ESPN ⁽¹⁾ , USA ⁽¹⁾ , CBS ⁽²⁾ , Athlon ⁽²⁾ , SI ⁽²⁾ |
| | Jordan Leggett | TE | | | | | | 2 | | Athlon ⁽³⁾ |
| | Dashaun Watson | QB | 1 | | 1 | 1 | 2 | 2 | | CBS ⁽¹⁾ , ESPN ⁽¹⁾ , USA ⁽¹⁾ , Athlon ⁽¹⁾ , SI ⁽²⁾ |
| 2016 | Ben Boulware | LB | 3 | | 2 | 2 | 2 | | | USA Today ⁽²⁾ |
| | Jordan Leggett | TE | | | 2 | | | | | CBS ⁽²⁾ |
| | Cordrea Tankersley | CB | 3 | | | | | | | USA Today ⁽¹⁾ |
| | Carlos Watkins | DT | 2 | | | | | | | CBS ⁽¹⁾ |
| | Dashaun Watson | QB | 2 | | 2 | | 2 | 2 | | SI ⁽²⁾ |
| | Christian Wilkins | DE | 3 | | 1 | 1 | 2 | 2 | | USA Today ⁽¹⁾ |
| | Mike Williams | WR | | | | | | 2 | | Steele ⁽²⁾ |
| 2017 | Austin Bryant | DE | 3 | | | 1 | 2 | | | |
| | Tyrone Crowder | OG | 3 | | | | | | | |
| | Clelin Ferrell | DE | 1 | | | 2 | | 2 | 2 | CBS ⁽²⁾ , SI ⁽²⁾ , USA Today ⁽²⁾ |
| | Mitch Hyatt | OT | 2 | | 2 | 2 | 2 | 1 | 2 | ESPN ⁽¹⁾ , The All-American ⁽²⁾ , USA Today ⁽²⁾ |
| | Dexter Lawrence | DT | | | | | | | | Rivals ⁽²⁾ |
| | Ray-Ray McCloud | PR | | | | | | | | PFF ⁽²⁾ |
| | Dorian O'Daniel | LB | 2 | | 2 | | | | | BR ⁽¹⁾ , SI ⁽¹⁾ |
| | Christian Wilkins | DL | 2 | | 1 | | 2 | 1 | 1 | Rivals ⁽¹⁾ |
| 2018 | Travis Etienne | RB | 2 | | 2 | 2 | 2 | 1 | 2 | ESPN ⁽¹⁾ , CBS ⁽²⁾ , SI ⁽²⁾ , TA ⁽²⁾ |
| | Clelin Ferrell | DE | 1 | | 1 | | 1 | 1 | 1 | CBS ⁽¹⁾ , ESPN ⁽¹⁾ , SI ⁽¹⁾ , TA ⁽¹⁾ |
| | Mitch Hyatt | OT | 1 | | 1 | 1 | 1 | 2 | 1 | BR ⁽¹⁾ , TA ⁽¹⁾ , CBS ⁽²⁾ |
| | Tre Lamar | LB | | | | 2 | | | | |
| | Dexter Lawrence | DT | | | | 1 | | | | |
| | Trayvon Mullen | CB | | | | 2 | | | | |
| | * Christian Wilkins | DT | 1 | | 1 | 1 | 1 | 1 | 2 | BR ⁽¹⁾ , ESPN ⁽¹⁾ , PFF ⁽¹⁾ , SC ⁽¹⁾ , TA ⁽¹⁾ , CBS ⁽²⁾ |
| 2019 | Travis Etienne | RB | 2 | | 2 | 2 | 2 | 2 | | PFF ⁽¹⁾ , USA ⁽¹⁾ , SI ⁽²⁾ , Steele ⁽²⁾ , TA ⁽²⁾ |
| | Tee Higgins | WR | | | | | | | | USA Today ⁽²⁾ |
| | Tanner Muse | S | 3 | | | | | | | PFF ⁽²⁾ , Steele ⁽³⁾ |
| | * Isaiah Simmons | LB | 1 | | 1 | 1 | 1 | 1 | | ESPN ⁽¹⁾ , Rivals ⁽¹⁾ , SI ⁽¹⁾ , Steele ⁽¹⁾ , TA ⁽¹⁾ , USA Today ⁽¹⁾ |
| | John Simpson | OL | 2 | | 1 | 1 | 1 | 1 | | ESPN ⁽¹⁾ , Steele ⁽¹⁾ , TA ⁽²⁾ |

* - unanimous All-American; BR - Bleacher Report; CP - College & Pro Football Weekly; CT - Chicago Tribune; INS - International News Service; NEA - Newspaper Enterprise of America; PFF - Pro Football Focus; SC - Senior CLASS; SH - Scripps-Howard; TA - The Athletic; WC - Walter Camp

ALL-AMERICANS

JOHN SIMPSON WAS
A CONSENSUS ALL-
AMERICAN IN 2019.

AP ALL-AMERICANS

| Year | Player | Pos. |
|------|-------------------|------|
| 1939 | Banks McFadden | B |
| 1959 | Lou Cordileone | L |
| 1974 | Bennie Cunningham | TE |
| 1978 | Jerry Butler | WR |
| 1979 | Jim Stuckey | DT |
| 1981 | Terry Kinard | FS |
| 1982 | Terry Kinard | FS |
| 1987 | David Treadwell | PK |
| 1990 | Stacy Long | OT |
| 1991 | Jeb Flesch | OG |
| 1993 | Stacy Seegars | OG |
| 1997 | Anthony Simmons | LB |
| 2000 | Keith Adams | LB |
| 2006 | Gaines Adams | DE |
| 2009 | C.J. Spiller | AP |
| 2010 | Da'Quan Bowers | DE |
| 2011 | Dwayne Allen | TE |
| 2014 | Vic Beasley | DE |
| 2015 | Shaq Lawson | DE |
| | Deshawn Watson | QB |
| 2017 | Clelin Ferrell | DE |
| 2018 | Clelin Ferrell | DE |
| | Mitch Hyatt | OT |
| | Christian Wilkins | DT |
| 2019 | Isaiah Simmons | LB |

Note: First-team selections only.

MULTI-YEAR ALL-AMERICANS

| Player | Pos. | Years |
|-------------------|------|---------|
| Joe Blalock | WR | 1940,41 |
| Bennie Cunningham | TE | 1974,75 |
| Joe Bostic | OG | 1977,78 |
| Terry Kinard | FS | 1981,82 |
| William Perry | MG | 1982-84 |
| John Phillips | OG | 1986,87 |
| Donnell Woolford | CB | 1987,88 |
| Stacy Long | OT | 1989,90 |
| Chris Gardocki | PK | 1989,90 |
| Levon Kirkland | LB | 1990,91 |
| Stacy Seegars | OG | 1992,93 |
| Anthony Simmons | LB | 1995-97 |
| Keith Adams | LB | 1999,00 |
| Kyle Young | C | 2000,01 |
| Sammy Watkins | WR | 2011-13 |
| Vic Beasley | DE | 2013,14 |
| Christian Wilkins | DL | 2016-18 |
| Clelin Ferrell | DE | 2017,18 |
| Mitch Hyatt | OT | 2017,18 |
| Travis Etienne | RB | 2018,19 |

Note: First-team selections only.

CONSENSUS ALL-AMERICANS

| Year | Player | Pos. |
|------|-------------------|------|
| 1967 | Harry Olszewski | G |
| 1974 | Bennie Cunningham | TE |
| 1979 | Jim Stuckey | DT |
| 1981 | Jeff Davis | LB |
| | Terry Kinard | FS |
| 1982 | Terry Kinard | FS |
| 1983 | William Perry | MG |
| 1986 | Terrence Flagler | RB |
| 1987 | David Treadwell | PK |
| 1988 | Donnell Woolford | CB |
| 1990 | Stacy Long | OT |
| 1991 | Jeb Flesch | OG |
| | Levon Kirkland | LB |
| 1993 | Stacy Seegars | OG |
| 1997 | Anthony Simmons | LB |
| 2000 | Keith Adams | LB |
| 2005 | Tye Hill | CB |
| 2006 | Gaines Adams | DE |
| 2009 | C.J. Spiller | RB |
| 2010 | Da'Quan Bowers | DE |
| 2011 | Dwayne Allen | TE |
| 2013 | Vic Beasley | DE |
| 2014 | Vic Beasley | DE |
| 2015 | Shaq Lawson | DE |
| | Deshawn Watson | QB |
| 2018 | Clelin Ferrell | DE |
| | Mitch Hyatt | OT |
| | Christian Wilkins | DT |
| 2019 | Isaiah Simmons | LB |
| | John Simpson | OL |

ALL-AMERICA TIGER STATS

GAINES ADAMS

DE • Unanimous First Team, 2006

| Year | GP-S | Plays | Hit | Ast | Tot | TFL | Sacks | Int | QP | PBU | CF-RF |
|---------------|--------------|-------------|------------|-----------|------------|-----------------|---------------|------------|-----------|-----------|------------|
| 2003 | 12-0 | 172 | 11 | 4 | 15 | 4-8 | 1-1 | 0-0 | 7 | 2 | 0-0 |
| 2004 | 11-1 | 346 | 22 | 13 | 35 | 8-26 | 5-20 | 0-0 | 5 | 4 | 0-0 |
| 2005 | 12-12 | 627 | 37 | 19 | 56 | 15-83 | 9.5-64 | 0-0 | 29 | 9 | 3-0 |
| 2006 | 13-13 | 582 | 42 | 20 | 62 | 17.5-106 | 12.5-87 | 0-0 | 25 | 6 | 2-3 |
| Totals | 48-26 | 1727 | 112 | 56 | 168 | 44.5-223 | 28-172 | 0-0 | 66 | 21 | 5-3 |

KEITH ADAMS

ILB • First Team, 1999 • Consensus First Team, 2000

| Year | GP-GS | Plays | Hits | Ast | Tot | TFL | Sacks | Int | PBU | CF-RF | QP |
|---------------|--------------|-------------|------------|------------|------------|---------------|---------------|-------------|----------|------------|-----------|
| 1998 | 11-0 | 176 | 14 | 31 | 45 | 0-0 | 0-0 | 0-0 | 0 | 1-0 | 1 |
| 1999 | 12-12 | 864 | 119 | 67 | 186 | 35-171 | 16-122 | 0-0 | 3 | 2-2 | 25 |
| 2000 | 12-12 | 753 | 81 | 67 | 148 | 19-99 | 7-74 | 1-27 | 3 | 4-0 | 19 |
| Totals | 35-24 | 1793 | 214 | 165 | 379 | 54-270 | 23-196 | 1-27 | 6 | 7-2 | 45 |

MACKENSIE ALEXANDER

CB • Third Team, 2015

| Year | GP-S | Plays | Hit | Ast | Tot | TFL | Sacks | Int | QP | PBU | CF-RF |
|---------------|--------------|-------------|-----------|----------|-----------|-------------|------------|------------|----------|-----------|------------|
| 2014 | 13-13 | 766 | 18 | 4 | 22 | 2-3 | 0-0 | 0-0 | 0 | 6 | 0-1 |
| 2015 | 14-13 | 733 | 27 | 3 | 30 | 2-8 | 0-0 | 0-0 | 1 | 6 | 0-0 |
| Totals | 27-26 | 1499 | 45 | 7 | 52 | 4-11 | 0-0 | 0-0 | 1 | 12 | 0-1 |

DWAYNE ALLEN

TE • Consensus First Team, 2011

| Year | GP-GS | Rec. | Yds | Avg | TD | Rush | Yds | Avg | TD |
|---------------|--------------|-----------|-------------|-------------|-----------|----------|----------|------------|----------|
| 2009 | 14-6 | 10 | 108 | 10.8 | 3 | 0 | 0 | --- | 0 |
| 2010 | 13-13 | 33 | 373 | 11.3 | 1 | 0 | 0 | --- | 0 |
| 2011 | 14-14 | 50 | 598 | 12.0 | 8 | 0 | 0 | --- | 0 |
| Totals | 41-33 | 93 | 1079 | 11.6 | 12 | 0 | 0 | --- | 0 |

OBED ARIRI

PK • First Team, 1980

| Year | GP-GS | 0-20 | 21-29 | 30-39 | 40-49 | 50+ | Total | PATs | Pts |
|---------------|--------------|------------|--------------|--------------|--------------|-------------|--------------|---------------|------------|
| 1977 | 12-11 | 1-1 | 2-2 | 3-3 | 3-6 | 1-8 | 10-20 | 23-24 | 53 |
| 1978 | 12-11 | 0-0 | 8-9 | 3-6 | 3-10 | 0-0 | 14-25 | 44-46 | 86 |
| 1979 | 12-11 | 2-2 | 4-7 | 6-6 | 4-6 | 0-1 | 16-22 | 14-15 | 62 |
| 1980 | 11-11 | 1-1 | 9-10 | 8-8 | 4-7 | 1-4 | 23-30 | 18-18 | 87 |
| Totals | 47-44 | 4-4 | 23-28 | 20-23 | 14-29 | 2-13 | 63-97 | 99-103 | 288 |

THOMAS AUSTIN

OG • Third Team, 2009

| Year | GP-GS | Plays | KD |
|---------------|--------------|-------------|------------|
| 2006 | 8-0 | 117 | 22 |
| 2007 | 13-12 | 780 | 90 |
| 2008 | 13-13 | 795 | 98 |
| 2009 | 14-14 | 809 | 106 |
| Totals | 48-39 | 2501 | 316 |

TOM BARTON

DL • First, 1952

VIC BEASLEY

DE • Consensus First Team, 2013,14

| Year | GP-GS | Snaps | Hit | Ast | Tot | TFL | Sacks | Int | QP | PBU | CF-RF |
|---------------|--------------|-------------|-----------|-----------|------------|-----------------|---------------|------------|-----------|-----------|------------|
| 2011 | 9-0 | 16 | 1 | 1 | 2 | 0-0 | 0-0 | 0-0 | 0 | 0 | 0-0 |
| 2012 | 13-0 | 288 | 14 | 4 | 18 | 8-55 | 8-55 | 0-0 | 8 | 2 | 1-0 |
| 2013 | 13-13 | 560 | 36 | 8 | 44 | 23-135 | 13-98 | 0-0 | 12 | 6 | 4-1 |
| 2014 | 13-12 | 557 | 32 | 5 | 37 | 21.5-116 | 12-95 | 0-0 | 9 | 3 | 2-1 |
| Totals | 48-25 | 1421 | 83 | 18 | 101 | 52.5-306 | 33-248 | 0-0 | 29 | 11 | 7-2 |

NATHAN BENNETT

OG • Third Team, 2006

| Year | GP-GS | Plays | KD |
|---------------|--------------|-------------|--------------|
| 2003 | 13-7 | 599 | 45 |
| 2004 | 11-10 | 510 | 44 |
| 2005 | 10-8 | 550 | 74.5 |
| 2006 | 13-13 | 649 | 100 |
| Totals | 47-38 | 2308 | 263.5 |

JOE BLALOCK

E • First Team, 1940,41

| Year | GP-GS | Rec. | Yds | Avg | TD | Pts | Int-Yds | Rush | Avg | C-A-I-Yds |
|---------------|--------------|-----------|------------|--------------|-----------|-----------|-------------|---------------|------------|------------------|
| 1939 | 10-9 | 15 | 322 | 21.47 | 3 | 18 | 0-0 | 4-21 | 5.3 | 1-3-0-23 |
| 1940 | 9-8 | 10 | 211 | 21.10 | 4 | 24 | 1-45 | 15-58 | 3.9 | 1-8-0-22 |
| 1941 | 9-9 | 13 | 240 | 18.50 | 4 | 26 | 0-0 | 16-64 | 4.0 | 0-1-0-0 |
| Totals | 28-26 | 38 | 773 | 20.34 | 11 | 68 | 1-45 | 35-143 | 4.1 | 2-12-0-45 |

ROB BODINE

MG • First Team, 1991

| Year | GP-GS | Plays | Hits | Ast | Tot | TFL | Sacks | PBU | CF-RF | QP |
|---------------|--------------|-------------|------------|------------|------------|---------------|---------------|----------|------------|-----------|
| 1989 | 12-12 | 420 | 28 | 32 | 60 | 7-26 | 2-17 | 1 | 0-0 | 6 |
| 1990 | 11-11 | 484 | 42 | 36 | 78 | 14-47 | 5.5-32 | 1 | 1-1 | 11 |
| 1991 | 12-12 | 560 | 72 | 36 | 108 | 27-111 | 7.5-62 | 0 | 2-1 | 11 |
| Totals | 35-35 | 1464 | 142 | 104 | 246 | 48-184 | 15-111 | 2 | 3-2 | 28 |

JOE BOSTIC

OG • First Team, 1977,78

BEN BOULWARE

LB • Second Team, 2016

| Year | GP-GS | Snaps | Hit | Ast | Tot | TFL | Sacks | Int | QP | PBU | CF-RF |
|---------------|--------------|-------------|------------|------------|------------|---------------|---------------|-------------|-----------|-----------|------------|
| 2013 | 11-0 | 73 | 13 | 12 | 25 | 1.5-2 | 0-0 | 1-1 | 0 | 0 | 0-0 |
| 2014 | 13-2 | 326 | 35 | 23 | 58 | 5-16 | 1-10 | 1-47 | 6 | 1 | 0-2 |
| 2015 | 15-15 | 850 | 95 | 43 | 138 | 8-38 | 3.5-25 | 2-15 | 23 | 7 | 3-1 |
| 2016 | 14-14 | 882 | 77 | 54 | 131 | 11.5-50 | 4-32 | 1-0 | 12 | 2 | 3-1 |
| Totals | 53-31 | 2131 | 220 | 132 | 352 | 26-106 | 8.5-67 | 5-63 | 41 | 10 | 6-4 |

Da'QUAN BOWERS

DE • Unanimous First Team, 2010

| Year | G-S | Snaps | Hit | Ast | Tot | TFL | Sacks | Int | QP | PBU | CF-RF |
|---------------|--------------|-------------|------------|-----------|------------|---------------|-----------------|------------|-----------|----------|------------|
| 2008 | 13-6 | 480 | 39 | 8 | 47 | 8-26 | 1-8 | 0-0 | 15 | 3 | 0-1 |
| 2009 | 12-11 | 475 | 37 | 21 | 58 | 11-36 | 3-20 | 0-0 | 12 | 1 | 1-1 |
| 2010 | 13-13 | 683 | 62 | 12 | 74 | 26-153 | 15.5-12 | 1-0 | 20 | 2 | 1-0 |
| Totals | 38-30 | 1638 | 138 | 41 | 179 | 45-215 | 19.5-140 | 1-0 | 47 | 6 | 2-2 |

TAJH BOYD

QB • First Team, 2012

| Year | GP-GS | Comp | Att | Yds | Int | TD | Pct | Car | Yds | Avg | TD | Eff. |
|---------------|--------------|------------|-------------|---------------|-----------|------------|-------------|------------|-------------|------------|-----------|--------------|
| 2010 | 7-0 | 33 | 63 | 329 | 3 | 4 | 52.4 | 23 | 33 | 1.4 | 1 | 107.7 |
| 2011 | 14-14 | 298 | 499 | 3828 | 12 | 33 | 59.7 | 142 | 218 | 1.5 | 5 | 141.2 |
| 2012 | 13-13 | 287 | 427 | 3896 | 13 | 36 | 67.2 | 186 | 514 | 2.8 | 10 | 165.6 |
| 2013 | 13-13 | 283 | 413 | 3851 | 11 | 34 | 68.5 | 154 | 400 | 2.6 | 10 | 168.7 |
| Totals | 47-40 | 901 | 1402 | 11,904 | 39 | 107 | 64.3 | 505 | 1165 | 2.3 | 26 | 155.2 |

ANDRE BRANCH

DE • Second Team, 2011

| Year | GP-GS | Snaps | Hit | Ast | Tot | TFL | Sacks | Int | QP | PBU | CF-RF |
|---------------|--------------|-------------|------------|-----------|------------|-----------------|-----------------|------------|-----------|-----------|------------|
| 2008 | 7-0 | 143 | 9 | 2 | 11 | 1-2 | 0-0 | 0-0 | 1 | 1 | 0-0 |
| 2009 | 14-0 | 337 | 33 | 13 | 46 | 8-57 | 2-17 | 0-0 | 7 | 2 | 0-0 |
| 2010 | 13-13 | 651 | 36 | 19 | 55 | 7.5-31 | 5-21 | 0-0 | 15 | 7 | 0-0 |
| 2011 | 14-14 | 755 | 64 | 21 | 85 | 17-86 | 10.5-75 | 0-0 | 17 | 1 | 1-1 |
| Totals | 48-27 | 1886 | 142 | 55 | 197 | 33.5-176 | 17.5-113 | 0-0 | 40 | 11 | 1-1 |

AUSTIN BRYANT

DE • First Team, 2017

| Year | GP-GS | Snaps | Hit | Ast | Tot | TFL | Sacks | Int | QP | PBU | CF-RF |
|---------------|--------------|-------------|------------|-----------|------------|---------------|---------------|------------|-----------|----------|------------|
| 2015 | 13-0 | 219 | 26 | 9 | 35 | 2-18 | 1.5-17 | 0-0 | 4 | 1 | 0-0 |
| 2016 | 9-0 | 244 | 9 | 7 | 16 | 3-14 | 2-13 | 0-0 | 4 | 1 | 0-0 |
| 2017 | 14-14 | 677 | 50 | 8 | 58 | 15.5-56 | 8.5-37 | 1-0 | 12 | 2 | 2-0 |
| 2018 | 15-15 | 667 | 29 | 15 | 44 | 14.5-73 | 8-45 | 0-0 | 12 | 0 | 0-0 |
| Totals | 51-29 | 1807 | 114 | 39 | 153 | 35-161 | 20-112 | 1-0 | 32 | 4 | 2-0 |

JEFF BRYANT

DT • Second Team, 1981

| Year | GP-GS | Tot | Hit | Ast | TFL | Sacks | PBU | CF-RF |
|---------------|--------------|------------|------------|-----------|---------------|---------------|----------|------------|
| 1978 | 12-0 | 31 | 13 | 18 | 1-6 | 0-0 | 0 | 0-0 |
| 1979 | 12-0 | 37 | 22 | 15 | 0-0 | 0-0 | 0 | 0-0 |
| 1980 | 11-8 | 52 | 31 | 21 | 7-42 | 5-45 | 1 | 0-1 |
| 1981 | 12-12 | 92 | 69 | 23 | 19-74 | 8-61 | 2 | 2-1 |
| Totals | 47-20 | 212 | 135 | 77 | 27-122 | 13-106 | 3 | 2-2 |

JIM BUNDREN

OT • Second Team, 1997

| Year | GP-GS | Plays | KD |
|---------------|--------------|-------------|------------|
| 1994 | 11-11 | 563 | 33 |
| 1995 | 12-12 | 650 | 24 |
| 1996 | 12-12 | 790 | 31 |
| 1997 | 12-12 | 769 | 43 |
| Totals | 47-47 | 2772 | 131 |

JERRY BUTLER

WR • First Team, 1978

| Year | GP-GS | Rec. | Yds | Avg | TD | Rush | Yds | KOR | Yds |
|------|-------|------|-----|------|----|------|-----|-----|-----|
| 1975 | 5-0 | 1 | 7 | 7.0 | 0 | 0 | 0 | 3 | 46 |
| 1976 | 11-11 | 33 | 484 | 14.6 | 4 | 3 | 23 | 3 | 32 |
| 1977 | 12-12 | | | | | | | | |

ALL-AMERICA TIGER STATS

ROBERT CARSWELL

FS • Third Team, 2000

| Year | GP-GS | Plays | Hit | Ast | Tot | TFL | Sacks | Int | QP | PBU | CF-RF |
|---------------|--------------|-------------|------------|------------|------------|-------------|------------|--------------|----------|-----------|------------|
| 1997 | 12-6 | 405 | 30 | 21 | 51 | 2-10 | 0-0 | 0-0 | 0 | 6 | 1-0 |
| 1998 | 11-11 | 705 | 56 | 46 | 102 | 4-7 | 0-0 | 0-0 | 0 | 4 | 0-0 |
| 1999 | 12-12 | 869 | 89 | 40 | 129 | 1-2 | 0-0 | 6-72 | 0 | 3 | 1-1 |
| 2000 | 12-12 | 780 | 45 | 47 | 92 | 1-2 | 1-2 | 2-29 | 0 | 2 | 0-2 |
| Totals | 47-41 | 2759 | 220 | 154 | 374 | 8-21 | 1-2 | 8-101 | 0 | 15 | 2-3 |

LOU CORDILEONE

T • First Team, 1959

BENNIE CUNNINGHAM

TE • Consensus First Team, 1974 • First Team, 1975

| Year | GP-GS | Rec. | Yds | Avg | TD | Rush | Yds | Avg | TD |
|---------------|--------------|-----------|-------------|-------------|-----------|-----------|-----------|------------|----------|
| 1973 | 11-11 | 22 | 341 | 15.5 | 1 | 11 | 73 | 6.6 | 0 |
| 1974 | 11-11 | 24 | 391 | 16.3 | 7 | 3 | 4 | 1.3 | 0 |
| 1975 | 11-11 | 18 | 312 | 17.3 | 2 | 3 | 4 | 1.3 | 0 |
| Totals | 33-33 | 64 | 1044 | 16.3 | 10 | 17 | 81 | 4.8 | 0 |

JEFF DAVIS

LB • First Team, 1981

| Year | GP-GS | Tot | Hit | Ast | TFL | Sacks | PBU | Int-Yd | CF-RF |
|---------------|--------------|------------|------------|------------|--------------|-------------|-----------|-------------|-------------|
| 1978 | 5-0 | 11 | 5 | 6 | 0-0 | 0-0 | 1 | 1-10 | 3-2 |
| 1979 | 12-12 | 123 | 63 | 60 | 6-25 | 0-0 | 5 | 3-17 | 0-0 |
| 1980 | 11-11 | 160 | 108 | 52 | 2-7 | 0-0 | 4 | 0-0 | 3-2 |
| 1981 | 12-12 | 175 | 119 | 56 | 10-37 | 4-27 | 6 | 0-0 | 4-4 |
| Totals | 40-35 | 469 | 295 | 174 | 18-69 | 4-27 | 16 | 4-27 | 10-8 |

BRIAN DAWKINS

SS • Second Team, 1995

| Year | GP-GS | Plays | Hits | Asts | Tot | TFL | PBU | Int-Yds-TD | CF-RF | BK |
|---------------|--------------|-------------|------------|-----------|------------|-------------|-----------|-----------------|------------|----------|
| 1992 | 11-0 | 29 | 14 | 11 | 25 | 0-0 | 0 | 0-0-0 | 1-0 | 0 |
| 1993 | 12-12 | 740 | 43 | 23 | 66 | 3-7 | 10 | 3-13-0 | 2-1 | 1 |
| 1994 | 11-11 | 724 | 52 | 19 | 71 | 2-8 | 4 | 2-33-0 | 0-1 | 1 |
| 1995 | 12-12 | 754 | 60 | 29 | 89 | 4-22 | 9 | 6-5-1 | 1-2 | 1 |
| Totals | 46-35 | 2247 | 169 | 82 | 251 | 9-37 | 23 | 11-101-1 | 4-4 | 3 |

ANTWAN EDWARDS

DB • Third Team, 1998

| Year | GP-GS | Plays | Hits | Ast | Tot | Int-Yds | PR-Yds | PBU | KOR-Yds |
|---------------|--------------|-------------|------------|-----------|------------|--------------|---------------|-----------|---------------|
| 1995 | 12-0 | 212 | 23 | 18 | 41 | 0-0 | 4-57 | 2 | 2-40 |
| 1996 | 12-12 | 595 | 54 | 29 | 83 | 2-58 | 2-18 | 4 | 3-43 |
| 1997 | 11-11 | 694 | 38 | 14 | 52 | 4-81 | 0-0 | 15 | 12-280 |
| 1998 | 10-10 | 543 | 24 | 19 | 43 | 2-56 | 6-82 | 14 | 13-350 |
| Totals | 45-33 | 2044 | 139 | 80 | 219 | 8-195 | 12-157 | 35 | 30-713 |

TRAVIS ETIENNE

RB • First Team, 2018,19

| Year | GP-GS | Att | Yds | Avg. | TD | LG | Rec. | Yds | Avg | TD | KOR | Yds |
|---------------|--------------|------------|-------------|------------|-----------|-----------|-----------|------------|-------------|----------|-----------|------------|
| 2017 | 13-0 | 107 | 766 | 7.2 | 13 | 81 | 5 | 57 | 11.4 | 0 | 19 | 389 |
| 2018 | 15-15 | 204 | 1658 | 8.1 | 24 | 75 | 12 | 78 | 6.5 | 2 | 0 | 0 |
| 2019 | 15-15 | 207 | 1614 | 7.8 | 19 | 90 | 37 | 432 | 11.7 | 4 | 5 | 128 |
| Totals | 43-30 | 518 | 4038 | 7.8 | 56 | 90 | 54 | 567 | 10.5 | 6 | 24 | 517 |

JAMES FARR

OG • Third Team, 1983

| Year | GP-GS | Plays | KD |
|---------------|--------------|-------------|------------|
| 1980 | 11-1 | 125 | 9 |
| 1981 | 12-12 | 506 | 32 |
| 1982 | 11-11 | 602 | 35 |
| 1983 | 11-11 | 654 | 46 |
| Totals | 45-35 | 1887 | 122 |

CLELIN FERRELL

DE • First Team, 2017 • Consensus First Team, 2018

| Year | GP-GS | Snaps | Hit | Ast | Tot | TFL | Sacks | Int | QP | PBU | CF-RF |
|---------------|--------------|-------------|------------|-----------|------------|---------------|---------------|------------|-----------|----------|------------|
| 2016 | 15-15 | 759 | 34 | 16 | 50 | 12.5-38 | 6-38 | 0-0 | 24 | 2 | 0-0 |
| 2017 | 14-14 | 717 | 50 | 13 | 63 | 18-80 | 9.5-57 | 0-0 | 12 | 1 | 2-0 |
| 2018 | 15-15 | 691 | 37 | 16 | 53 | 19.5-82 | 11.5-59 | 0-0 | 15 | 4 | 3-1 |
| Totals | 44-44 | 2167 | 121 | 45 | 166 | 50-200 | 27-154 | 0-0 | 51 | 7 | 5-1 |

TERRENCE FLAGLER

TB • First Team, 1986

| Year | GP-GS | Att | Yds | Avg. | TD | LG | Rec. | Yds | Avg | TD | KOR | Yds |
|---------------|--------------|------------|-------------|------------|-----------|-----------|-----------|------------|------------|----------|----------|------------|
| 1982 | 9-0 | 29 | 120 | 4.0 | 0 | 14 | 0 | 0 | 0.0 | 0 | 4 | 108 |
| 1983 | 2-1 | 31 | 202 | 6.5 | 0 | 35 | 2 | 21 | 10.5 | 0 | 1 | 8 |
| 1984 | 10-2 | 75 | 350 | 4.7 | 5 | 43 | 8 | 63 | 7.5 | 2 | 0 | 0 |
| 1985 | 9-0 | 52 | 232 | 4.3 | 2 | 47 | 10 | 54 | 5.4 | 0 | 0 | 0 |
| 1986 | 12-10 | 192 | 1258 | 6.6 | 10 | 88 | 16 | 188 | 11.8 | 3 | 0 | 0 |
| Totals | 42-13 | 379 | 2162 | 5.7 | 17 | 88 | 36 | 326 | 9.1 | 5 | 5 | 116 |

JEB FLESCH

OG • Consensus First Team, 1991

| Year | GP-GS | Plays | KD |
|---------------|--------------|-------------|------------|
| 1988 | 12-9 | 512 | 52 |
| 1989 | 12-12 | 759 | 85 |
| 1990 | 12-12 | 681 | 53 |
| 1991 | 12-12 | 705 | 77 |
| Totals | 48-45 | 2657 | 267 |

DALTON FREEMAN

C • First Team, 2012

| Year | GP-GS | Plays | KD |
|---------------|--------------|-------------|------------|
| 2009 | 13-9 | 547 | 44 |
| 2010 | 13-13 | 811 | 58 |
| 2011 | 14-14 | 1044 | 41 |
| 2012 | 13-13 | 959 | 28 |
| Totals | 53-49 | 3361 | 171 |

STEVE FULLER

QB • Third Team, 1978

| Year | GP-GS | Comp | Att | Yds | Int | TD | Pct | Car | Yds | Avg | TD |
|---------------|--------------|------------|------------|-------------|-----------|-----------|-------------|------------|-------------|------------|-----------|
| 1975 | 8-1 | 22 | 46 | 354 | 3 | 2 | 47.8 | 47 | 148 | 3.1 | 0 |
| 1976 | 11-9 | 58 | 116 | 835 | 6 | 5 | 50.0 | 157 | 503 | 3.2 | 6 |
| 1977 | 12-12 | 106 | 205 | 1655 | 8 | 8 | 51.7 | 178 | 437 | 2.5 | 6 |
| 1978 | 12-12 | 101 | 187 | 1515 | 4 | 7 | 54.0 | 153 | 649 | 4.2 | 10 |
| Totals | 43-34 | 287 | 554 | 4359 | 21 | 22 | 51.8 | 535 | 1737 | 3.2 | 22 |

BOBBY GAGE

TB/S • Second Team, 1948

| Year | GP-GS | Passing | | | | | | Rushing | | | | |
|---------------|--------------|------------|------------|-----------|-------------|-----------|-------------|--------------|------------|-------------|------------|--------------|
| | | Comp | Att. | Int | Yds | TD | Pct | Eff. | Att | Yds | Avg | Int-Yds |
| 1945 | 8-4 | 8 | 14 | 1 | 171 | 1 | .571 | 169.0 | 44 | 214 | 4.9 | 2-33 |
| 1946 | 5-4 | 24 | 44 | 3 | 388 | 2 | .545 | 129.9 | 53 | 250 | 4.7 | 1-10 |
| 1947 | 9-9 | 47 | 115 | 13 | 1002 | 10 | .409 | 120.2 | 114 | 502 | 4.4 | 2-16 |
| 1948 | 11-10 | 44 | 105 | 10 | 887 | 11 | .419 | 129.3 | 105 | 343 | 3.3 | 5-38 |
| Totals | 33-27 | 123 | 278 | 27 | 2448 | 24 | .442 | 127.2 | 316 | 1309 | 4.1 | 10-97 |

| Year | KOR-Yds | PR-Yds | Plays | Off | Y/P | TD | Pts | Punts | Yds | Avg |
|---------------|---------------|---------------|------------|-------------|------------|-----------|-----------|------------|-------------|-------------|
| 1945 | 2-43 | 8-64 | 58 | 385 | 6.6 | 0 | 0 | 22 | 779 | 35.4 |
| 1946 | 4-86 | 5-74 | 97 | 638 | 6.6 | 2 | 12 | 15 | 530 | 35.3 |
| 1947 | 10-244 | 14-98 | 229 | 1504 | 6.6 | 7 | 42 | 52 | 1950 | 37.5 |
| 1948 | 5-118 | 12-203 | 210 | 1230 | 5.9 | 1 | 7 | 37 | 1317 | 35.6 |
| Totals | 21-491 | 39-439 | 594 | 3757 | 6.3 | 10 | 61 | 126 | 4576 | 36.3 |

ROD GARDNER

WR • First Team, 2000

| Year | GP-GS | Plays | Rec. | Yds | Avg. | TD | LG | 20+ | Y/G | KOR-Yds |
|---------------|--------------|-------------|------------|-------------|-------------|-----------|-----------|-----------|-------------|--------------|
| 1997 | 12-2 | 259 | 8 | 101 | 12.6 | 1 | 41 | 2 | 8.4 | 0-0 |
| 1998 | 11-3 | 317 | 20 | 263 | 13.2 | 1 | 63 | 2 | 23.1 | 0-0 |
| 1999 | 12-10 | 798 | 80 | 1084 | 13.6 | 4 | 49 | 15 | 90.3 | 0-0 |
| 2000 | 12-11 | 722 | 58 | 1050 | 18.1 | 7 | 50 | 20 | 87.5 | 8-168 |
| Totals | 47-26 | 2096 | 166 | 2498 | 15.0 | 13 | 63 | 39 | 53.1 | 8-168 |

CHRIS GARDOCKI

PK • Third Team, 1989 • Second Team 1990

| Year | GP-GS | 0-29 | 30-39 | 40-49 | +50 | Tot | PAT | LK | Pts | KO | TB |
|---------------|--------------|--------------|--------------|--------------|-------------|--------------|--------------|-----------|------------|-----------|-----------|
| 1988 | 12-12 | 6-7 | 7-11 | 4-8 | 2-6 | 19-32 | 1-1 | 52 | 58 | 1 | 0 |
| 1989 | 12-12 | 10-10 | 2-5 | 10-13 | 0-1 | 22-29 | 41-41 | 49 | 107 | 32 | 9 |
| 1990 | 12-12 | 8-8 | 7-9 | 4-5 | 3-6 | 22-28 | 30-30 | 57 | 96 | 66 | 24 |
| Totals | 36-36 | 24-25 | 16-25 | 18-26 | 5-13 | 63-89 | 72-72 | 57 | 261 | 99 | 33 |

| Year | Punts | Yds | -20 | +50 | Ret-Yd | LP | HB | Net | Avg |
|------|-------|------|-----|-----|--------|----|----|------|-------|
| 1988 | 45 | 1924 | 7 | 8 | 23-206 | 66 | 0 | 38.1 | 42.76 |
| 1989 | 48 | 2062 | 15 | 7 | 16-171 | 63 | 0 | 39.4 | 42.96 |
| 1990 | 58 | 2580 | 12 | 15 | 33-300 | 78 | 1 | 39.3 | 44.48 |

ALL-AMERICA TIGER STATS

LEROY HILL

LB • Third Team, 2004

| Year | GP-S | Plays | Hit | Ast | Tot | TFL | Sacks | Int | QP | PBU | CF-RF |
|---------------|--------------|-------------|------------|-----------|------------|---------------|---------------|------------|-----------|----------|------------|
| 2001 | 10-0 | 135 | 19 | 12 | 31 | 1-1 | 0-0 | 0-0 | 0 | 1 | 0-0 |
| 2002 | 13-0 | 47 | 16 | 13 | 29 | 1-1 | 0-0 | 0-0 | 0 | 0 | 0-1 |
| 2003 | 13-13 | 757 | 110 | 35 | 145 | 27-92 | 8-57 | 3-4 | 8 | 2 | 1-1 |
| 2004 | 11-11 | 677 | 74 | 32 | 106 | 19-88 | 8-66 | 0-0 | 7 | 1 | 0-0 |
| Totals | 47-24 | 1616 | 219 | 92 | 311 | 48-182 | 16-123 | 3-4 | 15 | 4 | 1-2 |

TYE HILL

CB • First Team, 2005

| Year | GP-S | Plays | Hit | Ast | Tot | TFL | Sacks | Int | QP | PBU | CF-RF |
|---------------|--------------|-------------|------------|-----------|------------|-------------|-------------|-------------|----------|-----------|------------|
| 2003 | 13-11 | 678 | 34 | 3 | 37 | 1-7 | 1-7 | 2-(-2) | 0 | 7 | 1-0 |
| 2004 | 11-11 | 784 | 38 | 14 | 52 | 2-12 | 1-9 | 0-0 | 0 | 21 | 0-0 |
| 2005 | 12-12 | 717 | 41 | 13 | 54 | 5-14 | 1-1 | 3-35 | 0 | 7 | 1-1 |
| Totals | 36-34 | 2179 | 113 | 30 | 143 | 8-33 | 3-17 | 5-33 | 0 | 35 | 2-1 |

| Year | GP-S | Plays | Car. | Yds | Avg | TD | LG | Rec | Yds | TD |
|------|------|-------|------|-----|-----|----|----|-----|-----|----|
| 2002 | 13-0 | 129 | 42 | 225 | 5.4 | 2 | 32 | 3 | 7 | 0 |

DeANDRE HOPKINS

WR • Second Team, 2012

| Year | GP-GS | Rec. | Yds | Avg | TD | LG | Rush | Yds | PR | Yds | KOR-Yds |
|---------------|--------------|------------|-------------|-------------|-----------|-----------|----------|----------|-----------|-----------|-------------|
| 2010 | 12-8 | 52 | 637 | 12.3 | 4 | 45 | 0 | 0 | 2 | 33 | 2-32 |
| 2011 | 14-11 | 72 | 978 | 13.6 | 5 | 50 | 0 | 0 | 10 | 49 | 0-0 |
| 2012 | 13-13 | 82 | 1405 | 17.1 | 18 | 62 | 0 | 0 | 0 | 0 | 0-0 |
| Totals | 39-32 | 206 | 3020 | 14.7 | 27 | 62 | 0 | 0 | 12 | 82 | 2-32 |

GREG HUEGEL

PK • Second Team, 2015

| Year | GP-GS | 0-29 | 30-39 | 40-49 | 50+ | Tot | LK | PAT | Pts |
|---------------|--------------|--------------|--------------|--------------|------------|--------------|-----------|----------------|------------|
| 2015 | 15-15 | 7-7 | 14-15 | 6-10 | 0-0 | 27-32 | 47 | 56-61 | 137 |
| 2016 | 15-15 | 5-6 | 4-6 | 5-7 | 0-0 | 14-19 | 47 | 71-73 | 113 |
| 2017 | 3-3 | 0-0 | 1-1 | 1-3 | 0-0 | 2-4 | 49 | 14-15 | 20 |
| 2018 | 15-15 | 3-3 | 5-7 | 3-6 | 0-0 | 11-16 | 49 | 76-78 | 109 |
| Totals | 48-48 | 15-16 | 24-29 | 15-26 | 0-0 | 54-71 | 49 | 217-227 | 379 |

MITCH HYATT

OT • First Team, 2017 • Consensus First Team, 2018

| Year | GP-GS | Plays | KD |
|---------------|--------------|-------------|------------|
| 2015 | 15-15 | 1049 | 37 |
| 2016 | 15-14 | 994 | 32.5 |
| 2017 | 13-13 | 842 | 30 |
| 2018 | 15-15 | 869 | N/A |
| Totals | 58-57 | 3754 | N/A |

DONALD IGWEBUIKE

PK • Third Team, 1984

| Year | GP-GS | 0-29 | 30-39 | 40-49 | +50 | FGM-A | LK | XPM-XPA | Pts |
|---------------|--------------|------------|--------------|-------------|-------------|--------------|-----------|--------------|------------|
| 1981 | 12-9 | 2-2 | 6-7 | 1-4 | 1-4 | 10-17 | 52 | 1-1 | 31 |
| 1982 | 11-2 | 0-0 | 1-1 | 1-2 | 1-1 | 3-4 | 55 | 0-0 | 9 |
| 1983 | 10-0 | 1-1 | 0-0 | 1-1 | 1-3 | 3-5 | 55 | 1-1 | 10 |
| 1984 | 11-11 | 4-4 | 4-5 | 6-6 | 2-2 | 16-17 | 53 | 41-41 | 89 |
| Totals | 44-22 | 7-7 | 11-13 | 9-13 | 5-10 | 32-43 | 55 | 43-43 | 139 |

GRADY JARRETT

DT • Third Team, 2014

| Year | GP-GS | Snaps | Hit | Ast | Tot | TFL | Sacks | Int | QP | PBU | CF-RF |
|---------------|--------------|-------------|------------|-----------|------------|----------------|---------------|------------|-----------|----------|------------|
| 2011 | 9-0 | 61 | 1 | 1 | 2 | 0-0 | 0-0 | 0-0 | 1 | 0 | 0-0 |
| 2012 | 13-11 | 512 | 27 | 22 | 49 | 8.5-25 | 2-16 | 0-0 | 10 | 1 | 0-1 |
| 2013 | 13-13 | 539 | 46 | 37 | 83 | 11-15 | 2-2 | 0-0 | 14 | 0 | 0-2 |
| 2014 | 13-13 | 530 | 37 | 36 | 73 | 10-40 | 1.5-11 | 0-0 | 12 | 0 | 2-1 |
| Totals | 48-37 | 1642 | 111 | 96 | 207 | 29.5-80 | 5.5-29 | 0-0 | 37 | 1 | 2-4 |

RALPH JENKINS

C • Second Team, 1945

JAYRON KEARSE

SS • First Team, 2015

| Year | GP-GS | Plays | Hit | Ast | Tot | TFL | Sacks | Int | QP | PBU | CF-RF |
|---------------|--------------|-------------|------------|-----------|------------|--------------|-------------|-------------|----------|-----------|------------|
| 2013 | 12-3 | 444 | 34 | 21 | 55 | 0.5-2 | 0-0 | 4-62 | 0 | 0 | 1-0 |
| 2014 | 13-12 | 698 | 54 | 13 | 67 | 5-25 | 3-20 | 2-21 | 1 | 7 | 0-1 |
| 2015 | 15-14 | 856 | 71 | 16 | 87 | 6.5-24 | 0-0 | 1-0 | 5 | 8 | 1-1 |
| Totals | 40-29 | 1998 | 159 | 50 | 209 | 12-51 | 3-20 | 7-83 | 6 | 15 | 2-2 |

TERRY KINARD

DB • First Team, 1981 • Unanimous First Team, 1982

| Year | GP-GS | Tot | Hit | Ast | TFL | PBU | Int-Yd-LG | CF-RF | PR-Yds-Avg |
|---------------|--------------|------------|------------|------------|------------|-----------|------------------|------------|------------------|
| 1979 | 12-3 | 35 | 15 | 20 | 0-0 | 5 | 3-93-40 | 0-0 | 0-0-0 |
| 1980 | 9-9 | 73 | 36 | 37 | 0-0 | 7 | 2-0-0 | 2-1 | 12-50-4.2 |
| 1981 | 12-12 | 95 | 74 | 21 | 1-5 | 6 | 6-51-19 | 1-0 | 0-0-0 |
| 1982 | 11-11 | 89 | 62 | 27 | 1-1 | 12 | 6-3-3 | 1-1 | 0-0-0 |
| Totals | 44-35 | 292 | 187 | 105 | 2-6 | 30 | 17-147-40 | 4-2 | 12-50-4.2 |

LEVON KIRKLAND

OLB • Second Team, 1990 • First Team, 1991

| Year | GP-GS | Plays | Hits | Ast | Tot | TFL | Sacks | PBU | CF-RF | QP | Int-Yd |
|---------------|--------------|-------------|------------|------------|------------|---------------|---------------|-----------|------------|-----------|-------------|
| 1988 | 12-7 | 446 | 38 | 33 | 71 | 9-70 | 5.5-62 | 2 | 2-1 | 6 | 1-22 |
| 1989 | 12-12 | 463 | 38 | 39 | 77 | 9-70 | 6.5-64 | 7 | 2-3 | 16 | 3-47 |
| 1990 | 12-12 | 483 | 30 | 28 | 58 | 10-30 | 1.5-15 | 8 | 2-1 | 18 | 0-0 |
| 1991 | 12-12 | 536 | 47 | 20 | 67 | 12-55 | 5.5-35 | 6 | 1-2 | 15 | 0-0 |
| Totals | 48-43 | 1928 | 153 | 120 | 273 | 40-225 | 19-176 | 23 | 7-7 | 55 | 4-69 |

TRE LAMAR

LB • Second Team, 2018

| Year | GP-GS | Plays | Hits | Ast | Tot | TFL | Sacks | PBU | CF-RF | QP | Int-Yd |
|---------------|--------------|------------|------------|-----------|------------|--------------|-------------|----------|------------|-----------|-------------|
| 2016 | 15-0 | 102 | 13 | 9 | 22 | 2.5-4 | 1-2 | 1 | 0-0 | 0 | 0-0 |
| 2017 | 10-8 | 331 | 30 | 22 | 52 | 5-35 | 4-31 | 1 | 1-1 | 3 | 0-0 |
| 2018 | 14-14 | 565 | 57 | 28 | 85 | 5.5-35 | 3-28 | 1 | 0-0 | 8 | 1-43 |
| Totals | 39-22 | 998 | 100 | 59 | 159 | 13-74 | 8-61 | 3 | 1-1 | 11 | 1-43 |

DEXTER LAWRENCE

DT • Second Team, 2017 • First Team, 2018

| Year | GP-GS | Snaps | Hit | Ast | Tot | TFL | Sacks | Int | QP | PBU | CF-RF |
|---------------|--------------|-------------|------------|-----------|------------|--------------|--------------|------------|-----------|----------|------------|
| 2016 | 15-11 | 643 | 48 | 31 | 79 | 9.5-44 | 7-33 | 0-0 | 23 | 1 | 0-2 |
| 2017 | 12-12 | 438 | 22 | 17 | 39 | 3-18 | 2.5-17 | 0-0 | 5 | 1 | 1-0 |
| 2018 | 13-13 | 460 | 30 | 14 | 44 | 7.5-23 | 1.5-12 | 0-0 | 15 | 3 | 0-1 |
| Totals | 40-36 | 1541 | 100 | 62 | 162 | 20-85 | 11-62 | 0-0 | 43 | 5 | 1-3 |

SHAQ LAWSON

DE • First Team, 2015

| Year | GP-GS | Snaps | Hit | Ast | Tot | TFL | Sacks | Int | QP | PBU | CF-RF |
|---------------|--------------|-------------|------------|-----------|------------|-----------------|---------------|------------|-----------|----------|------------|
| 2013 | 13-0 | 337 | 17 | 18 | 35 | 10-43 | 4-17 | 0-0 | 9 | 1 | 0-0 |
| 2014 | 13-1 | 295 | 30 | 14 | 44 | 11-50 | 3.5-31 | 0-0 | 5 | 0 | 1-0 |
| 2015 | 15-15 | 722 | 64 | 24 | 88 | 25.5-123 | 12.5-90 | 0-0 | 15 | 1 | 1-0 |
| Totals | 41-16 | 1354 | 111 | 56 | 167 | 46.5-216 | 20-138 | 0-0 | 29 | 2 | 2-0 |

JORDAN LEGGETT

TE • Second Team, 2015 • Second Team, 2016

| Year | GP-GS | Rec. | Yds | Avg | TD | Rush | Yds | Avg | TD |
|---------------|--------------|------------|-------------|-------------|-----------|----------|----------|------------|----------|
| 2013 | 10-1 | 12 | 176 | 14.7 | 2 | 0 | 0 | --- | 0 |
| 2014 | 11-7 | 14 | 161 | 11.5 | 1 | 0 | 0 | --- | 0 |
| 2015 | 15-15 | 40 | 525 | 13.1 | 8 | 0 | 0 | --- | 0 |
| 2016 | 15-15 | 46 | 736 | 16.0 | 7 | 0 | 0 | --- | 0 |
| Totals | 51-38 | 112 | 1598 | 14.3 | 18 | 0 | 0 | --- | 0 |

STACY LONG

OT • First Team 1989 • Consensus First Team 1990

| Year | GP-GS | Plays | KD |
|---------------|--------------|-------------|------------|
| 1986 | 5-1 | 39 | 3 |
| 1988 | 12-1 | 344 | 17 |
| 1989 | 12-12 | 734 | 69 |
| 1990 | 11-11 | 601 | 52 |
| Totals | 40-25 | 1718 | 141 |

BRIAN MANCE

CB • Fourth Team, 2002

| Year | GP-GS | Plays | Hit | Ast | Tot | TFL | Int. | PBU | CF-RF | PR | KOR |
|---------------|--------------|-------------|------------|-----------|------------|-------------|--------------|-----------|------------|---------------|---------------|
| 1999 | 12-0 | 49 | 12 | 3 | 15 | 1-4 | 0-0 | 0 | 0-0 | 0-0 | 0-0 |
| 2000 | 12-3 | 279 | 24 | 15 | 39 | 1-2 | 3-72 | 5 | 1-1 | 6-192 | 6-157 |
| 2001 | 11-11 | 774 | 31 | 17 | 48 | 0-0 | 3-0 | 7 | 0-0 | 16-211 | 25-588 |
| 2002 | 13-13 | 823 | 50 | 12 | 62 | 1-14 | 6-1 | 11 | 2-0 | 4-31 | 2-43 |
| Totals | 48-27 | 1925 | 117 | 47 | 164 | 3-20 | 12-73 | 23 | 3-1 | 26-434 | 33-788 |

WAYNE MASS

ALL-AMERICA TIGER STATS

CHRIS McDUFFIE

OG • Second Team, 2007

| Year | GP-GS | Plays | KD |
|---------------|--------------|-------------|------------|
| 2004* | 10-0 | 128 | 0 |
| 2005 | 11-0 | 92 | 11 |
| 2006 | 13-5 | 340 | 50 |
| 2007 | 12-11 | 619 | 84 |
| Totals | 46-16 | 1179 | 145 |

* - played defense and had 12 tackles

BANKS McFADDEN

B • First Team, 1939

| Year | GP-GS | Comp. | Att. | Int | Yds | Pct | Car. | Yds | Avg | Rec. | Yds | Avg |
|---------------|--------------|-----------|-----------|----------|------------|-------------|------------|------------|------------|-----------|------------|-------------|
| 1937 | 9-0 | 0 | 2 | 1 | 0 | .000 | 34 | 185 | 5.4 | 8 | 164 | 20.5 |
| 1938 | 9-6 | 10 | 20 | 0 | 169 | .500 | 66 | 342 | 5.2 | 2 | 26 | 13.0 |
| 1939 | 9-8 | 31 | 70 | 6 | 581 | .443 | 78 | 469 | 6.0 | 1 | 23 | 23.0 |
| Totals | 27-14 | 41 | 92 | 7 | 750 | .446 | 178 | 996 | 5.6 | 11 | 213 | 19.4 |

| Year | Plays | Off. | Y/P | TD | Pts | Int-Yds | Punts | Yds | Avg |
|---------------|------------|-------------|-------------|-----------|-----------|-------------|------------|-------------|-------------|
| 1937 | 36 | 185 | 5.13 | 2 | 13 | 1-0 | 19 | 640 | 34.0 |
| 1938 | 86 | 511 | 5.94 | 5 | 31 | 1-5 | 29 | 1139 | 39.3 |
| 1939 | 148 | 1050 | 7.09 | 5 | 30 | 2-27 | 65 | 2828 | 43.5 |
| Totals | 270 | 1746 | 6.47 | 12 | 74 | 4-32 | 113 | 4607 | 40.8 |

JUSTIN MILLER

KR • Second Team, 2004

| Year | GP-S | Plays | Hit | Ast | Tot | TFL | Int | PBU | CF-RF | KOR | PR ^TD |
|---------------|--------------|-------------|------------|-----------|------------|------------|--------------|-----------|------------|----------------|---------------|
| 2002 | 13-8 | 674 | 43 | 18 | 61 | 0-0 | 8-50 | 9 | 2-0 | 13-456 | 0-0 |
| 2003 | 13-13 | 819 | 45 | 9 | 54 | 2-7 | 2-30 | 13 | 1-0 | 17-417 | 8-73 |
| 2004 | 11-11 | 718 | 46 | 8 | 54 | 0-0 | 3-14 | 9 | 0-1 | 20-661 | 26-339 |
| Totals | 37-32 | 2211 | 134 | 35 | 169 | 2-7 | 13-94 | 31 | 3-1 | 50-1534 | 34-412 |

^ - kickoff and punt returns; Note: Also played four snaps on offense in 2004.

TRAYVON MULLEN

CB • Second Team, 2018

| Year | GP-S | Plays | Hit | Ast | Tot | TFL | Sacks | Int | QP | PBU | CF-RF |
|---------------|--------------|-------------|-----------|-----------|-----------|---------------|-------------|-------------|----------|-----------|------------|
| 2016 | 13-0 | 115 | 9 | 6 | 15 | 0.5-2 | 0-0 | 0-0 | 1 | 1 | 0-0 |
| 2017 | 13-12 | 658 | 35 | 7 | 42 | 0-0 | 0-0 | 3-0 | 0 | 7 | 0-0 |
| 2018 | 15-14 | 701 | 32 | 5 | 37 | 4-22 | 2-15 | 1-46 | 2 | 4 | 1-0 |
| Totals | 41-26 | 1474 | 76 | 18 | 94 | 4.5-24 | 2-15 | 4-46 | 3 | 12 | 1-0 |

TANNER MUSE

S • Second Team, 2019

| Year | GP-GS | Plays | Hit | Ast | Tot | TFL | Sacks | Int | QP | PBU | CF-RF |
|---------------|--------------|-------------|------------|-----------|------------|----------------|-------------|--------------|----------|-----------|------------|
| 2016 | 15-0 | 106 | 19 | 5 | 24 | 0-0 | 0-0 | 1-64 | 0 | 1 | 0-0 |
| 2017 | 14-9 | 482 | 37 | 27 | 64 | 2-6 | 0-0 | 0-0 | 1 | 4 | 0-1 |
| 2018 | 15-15 | 664 | 45 | 31 | 76 | 2.5-12 | 2-11 | 2-25 | 3 | 5 | 1-0 |
| 2019 | 15-15 | 669 | 51 | 22 | 73 | 6-22 | 2-16 | 4-13 | 2 | 5 | 0-0 |
| Totals | 59-39 | 1921 | 152 | 85 | 237 | 10.5-40 | 4-27 | 7-102 | 6 | 15 | 1-1 |

LEE NANNEY

OT • Second Team, 1981

| Year | GP-GS | Plays |
|---------------|--------------|-------------|
| 1978 | 1-0 | 10 |
| 1979 | 12-12 | 630 |
| 1980 | 11-11 | 645 |
| 1981 | 12-12 | 816 |
| Totals | 36-35 | 2101 |

DORIAN O'DANIEL

LB • First Team, 2017

| Year | GP-GS | Snaps | Hit | Ast | Tot | TFL | Sacks | Int | QP | PBU | CF-RF |
|---------------|--------------|-------------|------------|-----------|------------|---------------|---------------|-------------|-----------|----------|------------|
| 2014 | 12-1 | 87 | 26 | 5 | 31 | 1-10 | 1-10 | 0-0 | 0 | 0 | 1-0 |
| 2015 | 15-0 | 181 | 27 | 5 | 32 | 5.5-27 | 0-0 | 0-0 | 0 | 1 | 0-0 |
| 2016 | 15-12 | 479 | 50 | 10 | 60 | 10-35 | 2.5-15 | 1-1 | 6 | 1 | 1-0 |
| 2017 | 14-14 | 718 | 72 | 32 | 104 | 11.5-44 | 5-35 | 2-66 | 6 | 3 | 0-2 |
| Totals | 56-27 | 1465 | 175 | 52 | 227 | 28-116 | 8.5-60 | 3-67 | 12 | 5 | 2-2 |

HARRY OLSZEWSKI

OG • First Team, 1967

MICHAEL DEAN PERRY

DT • First Team, 1987

| Year | GP-GS | Tot | Hits | Ast | TFL | Sacks | CF-RF | PBU |
|---------------|--------------|------------|------------|-----------|---------------|---------------|------------|-----------|
| 1984 | 11-10 | 75 | 48 | 27 | 15-63 | 7-37 | 3-0 | 1 |
| 1985 | 7-6 | 34 | 19 | 15 | 7-20 | 2-5 | 1-0 | 6 |
| 1986 | 12-5 | 56 | 31 | 25 | 15-84 | 9-60 | 0-0 | 5 |
| 1987 | 11-11 | 74 | 52 | 22 | 24-128 | 10-86 | 1-0 | 3 |
| Totals | 41-32 | 239 | 150 | 89 | 61-295 | 28-188 | 5-0 | 15 |

WILLIAM PERRY

DT • Third Team, 1982 • Consensus First Team, 1983 • First Team, 1984

| Year | GP-GS | Tot | Hit | Ast | TFL | Sacks | CF-RF | PBU | BK |
|---------------|--------------|------------|------------|-----------|---------------|---------------|------------|----------|----------|
| 1981 | 12-4 | 48 | 33 | 15 | 9-50 | 4-44 | 1-2 | 0 | 0 |
| 1982 | 11-7 | 52 | 30 | 22 | 9-66 | 5-38 | 3-1 | 0 | 0 |
| 1983 | 11-4 | 61 | 38 | 23 | 15-67 | 6-40 | 2-1 | 1 | 0 |
| 1984 | 11-11 | 100 | 67 | 33 | 27-111 | 10-69 | 2-3 | 1 | 1 |
| Totals | 45-26 | 261 | 168 | 93 | 60-294 | 25-191 | 8-7 | 2 | 1 |

JOHN PHILLIPS

OG • First Team, 1986 • Second Team, 1987

| Year | GP-GS | Plays | KD |
|---------------|--------------|-------------|------------|
| 1984 | 11-0 | 50 | 0 |
| 1985 | 12-8 | 621 | 42 |
| 1986 | 12-12 | 864 | 100 |
| 1987 | 12-12 | 795 | 103 |
| Totals | 47-32 | 2330 | 245 |

O.K. PRESSLEY

C • Third Team, 1928

STEVE REESE

OG • Second Team, 1985

| Year | GP-GS | Plays | KD |
|---------------|--------------|-------------|------------|
| 1982 | 10-0 | 100 | 12 |
| 1983 | 11-7 | 462 | 30 |
| 1984 | 11-11 | 572 | 42 |
| 1985 | 12-12 | 850 | 82 |
| Totals | 44-30 | 1984 | 166 |

JOHNNY REMBERT

LB • Third Team, 1982

| Year | GP-GS | Tot | Hit | Ast | TFL | Sacks | PBU | Int-Yds | CF |
|---------------|--------------|-----------|-----------|-----------|-------------|------------|----------|--------------|----------|
| 1981 | 12-1 | 22 | 19 | 3 | 1-5 | 0-0 | 3 | 2-15 | 0 |
| 1982 | 10-9 | 64 | 37 | 27 | 8-23 | 1-2 | 5 | 6-128 | 3 |
| Totals | 22-10 | 86 | 56 | 30 | 9-28 | 1-2 | 8 | 8-143 | 3 |

BARRY RICHARDSON

OT • First Team, 2007

| Year | GP-GS | Plays | KD |
|---------------|--------------|-------------|------------|
| 2004 | 11-7 | 471 | 19 |
| 2005 | 12-12 | 733 | 47 |
| 2006 | 13-13 | 684 | 75 |
| 2007 | 13-12 | 890 | 65 |
| Totals | 49-44 | 2778 | 206 |

JAMES ROBINSON

DT • Second Team, 1983

| Year | GP-GS | Tot | Hits | Ast | TFL | Sacks | CF-RF | PBU |
|---------------|--------------|------------|------------|-----------|--------------|--------------|------------|-----------|
| 1979 | 12-0 | 7 | 5 | 2 | 3-9 | 1-5 | 0-0 | 0 |
| 1980 | 11-5 | 47 | 33 | 14 | 5-23 | 2-12 | 0-0 | 2 |
| 1981 | 11-2 | 42 | 28 | 14 | 4-22 | 3-20 | 0-2 | 3 |
| 1983 | 11-11 | 83 | 57 | 26 | 13-20 | 5-43 | 2-2 | 5 |
| Totals | 45-18 | 179 | 123 | 56 | 25-74 | 11-80 | 2-4 | 10 |

STACY SEEGARS

OG • Second Team, 1992 • First Team, 1993

| Year | GP-GS | Plays | KD |
|---------------|--------------|-------------|------------|
| 1990 | 6-0 | 69 | 2 |
| 1991 | 12-12 | 808 | 50 |
| 1992 | 11-11 | 791 | 103 |
| 1993 | 12-12 | 789 | 58 |
| Totals | 41-35 | 2457 | 213 |

ANTHONY SIMMONS

ILB • Third Team, 1995 • First Team, 1996 • Consensus First Team, 1997

| Year | GP-GS | Play | Hits | Ast | Tot | TFL | Sacks | PBU |
|---------------|--------------|-------------|------------|------------|------------|---------------|-----------------|----------|
| 1995 | 12-11 | 568 | 78 | 72 | 150 | 11-43 | 3.5-24 | 3 |
| 1996 | 12-12 | 709 | 92 | 86 | 178 | 16-58 | 7-58 | 2 |
| 1997 | 12-12 | 665 | 95 | 63 | 158 | 25-101 | 8-57 | 4 |
| Totals | 36-35 | 1942 | 265 | 221 | 486 | 52-202 | 18.5-139 | 9 |

ISAIAH SIMMONS

LB • Unanimous First Team, 2019

| Year | GP-GS | Plays | Hits | Ast | Tot | TFL | Sacks | PBU | CF-RF | QP | Int-Yd |
|---------------|--------------|-------------|------------|-----------|------------|-----------------|----------------|-----------|------------|-----------|-------------|
| 2017 | 14-0 | 258 | 32 | 17 | 49 | 3-9 | 1-6 | 5 | 1-0 | 0 | 0-0 |
| 2018 | 15-14 | 780 | 74 | 23 | 97 | 9.5-33 | 1.5-2 | 7 | 3-0 | 2 | 1-27 |
| 2019 | 15-15 | 818 | 81 | 26 | 107 | 16-90 | 8-52 | 10 | 1-1 | 15 | 3-42 |
| Totals | 44-29 | 1856 | 187 | 66 | 253 | 28.5-132 | 10.5-60 | 22 | 5-1 | 17 | 4-69 |

JOHN SIMPSON

OL • Consensus First Team, 2019

| Year | GP-GS | Plays | KD |
|---------------|--------------|-------------|------------|
| 2016 | 9-0 | 160 | 4 |
| 2017 | 12-0 | 300 | 11 |
| 2018 | 15-15 | 858 | N/A |
| 2019 | 14-14 | 729 | N/A |
| Totals | 50-29 | 2047 | N/A |

C.J. SPILLER

RB/KR • Unanimous First Team, 2009

| Year | G-S | Snaps | Car | Yds | Avg | TD | Rec | Yds | TD | PR | KOR |
|------|------|-------|-----|-----|-----|----|-----|-----|----|-------|--------|
| 2006 | 13-1 | 322 | 129 | 938 | 7.3 | 10 | 19 | 210 | 2 | 11-33 | 13-234 |
| 2007 | 13-5 | 508 | 145 | 768 | 5.3 | 3 | | | | | |

ALL-AMERICA TIGER STATS

JIM STUCKEY

DT • First Team, 1979

| Year | GP-GS | Tot | Hits | Ast | TL | Sacks | CF-RF | PBU |
|---------------|--------------|------------|------------|------------|-----------|-----------|------------|----------|
| 1976 | 10-4 | 33 | 19 | 14 | 4 | 0 | 0-0 | 0 |
| 1977 | 12-12 | 88 | 46 | 42 | 5 | 4 | 1-1 | 2 |
| 1978 | 12-12 | 87 | 46 | 41 | 7 | 4 | 1-0 | 2 |
| 1979 | 12-12 | 106 | 63 | 43 | 20 | 10 | 1-0 | 0 |
| Totals | 46-40 | 314 | 174 | 140 | 36 | 18 | 3-1 | 4 |

CORDREA TANKERSLEY

CB • First Team, 2016

| Year | GP-S | Plays | Hit | Ast | Tot | TFL | Sacks | Int | QP | PBU | CF-RF |
|---------------|--------------|-------------|------------|-----------|------------|--------------|------------|-------------|----------|-----------|------------|
| 2013 | 12-0 | 21 | 6 | 7 | 13 | 0.5-0 | 0-0 | 0-0 | 0 | 0 | 0-0 |
| 2014 | 13-0 | 137 | 9 | 2 | 11 | 0-0 | 0-0 | 0-0 | 0 | 0 | 0-0 |
| 2015 | 15-15 | 887 | 51 | 9 | 60 | 3.5-5 | 1-3 | 5-50 | 1 | 11 | 0-0 |
| 2016 | 15-15 | 861 | 55 | 10 | 65 | 6-13 | 0-0 | 4-22 | 0 | 11 | 0-0 |
| Totals | 55-30 | 1906 | 121 | 28 | 149 | 10-18 | 1-3 | 9-72 | 1 | 22 | 0-0 |

DAVE THOMPSON

OG • First Team, 1970

DAVID TREADWELL

PK • Consensus First Team, 1987

| Year | GP-GS | 0-29 | 30-39 | 40-49 | +50 | Tot | PAT | LK | Pts |
|---------------|--------------|--------------|--------------|--------------|------------|--------------|--------------|-----------|------------|
| 1985 | 11-11 | 4-6 | 8-8 | 5-8 | 0-2 | 17-24 | 25-25 | 49 | 76 |
| 1986 | 12-12 | 7-7 | 3-5 | 2-8 | 0-0 | 12-20 | 34-34 | 46 | 70 |
| 1987 | 11-11 | 7-8 | 7-8 | 4-6 | 0-0 | 18-22 | 33-34 | 43 | 87 |
| Totals | 34-34 | 18-21 | 18-21 | 11-22 | 0-2 | 47-66 | 92-93 | 49 | 233 |

PERRY TUTTLE

WR • First Team, 1981

| Year | GP-GS | Rec. | Yds | Avg | TD | LG | Rush | Yds | Avg | TD | KOR-Yds |
|---------------|--------------|------------|-------------|-------------|-----------|-----------|-----------|------------|------------|----------|---------------|
| 1978 | 11-0 | 9 | 192 | 21.3 | 1 | 39 | 5 | 55 | 11.0 | 0 | 0-0 |
| 1979 | 12-12 | 36 | 544 | 15.1 | 4 | 81 | 2 | 12 | 6.0 | 0 | 0-0 |
| 1980 | 11-11 | 53 | 915 | 17.3 | 4 | 63 | 2 | 23 | 11.5 | 0 | 0-0 |
| 1981 | 12-12 | 52 | 883 | 17.0 | 8 | 80 | 3 | 21 | 7.0 | 0 | 12-266 |
| Totals | 46-35 | 150 | 2534 | 16.9 | 17 | 81 | 12 | 111 | 9.3 | 0 | 12-266 |

CARLOS WATKINS

DT • First Team, 2016

| Year | GP-GS | Snaps | Hit | Ast | Tot | TFL | Sacks | Int | QP | PBU | CF-RF |
|---------------|--------------|-------------|------------|-----------|------------|---------------|--------------|-------------|-----------|----------|------------|
| 2012 | 9-0 | 113 | 9 | 7 | 16 | 1-5 | 0-0 | 0-0 | 3 | 0 | 0-0 |
| 2013 | 3-1 | 90 | 5 | 6 | 11 | 1.5-2 | 0-0 | 0-0 | 1 | 0 | 0-0 |
| 2014 | 11-0 | 135 | 6 | 7 | 13 | 2-7 | 0-0 | 0-0 | 4 | 0 | 0-0 |
| 2015 | 15-14 | 570 | 47 | 22 | 69 | 8-27 | 3.5-18 | 1-15 | 8 | 3 | 0-0 |
| 2016 | 15-15 | 758 | 47 | 35 | 82 | 13.5-65 | 10.5-58 | 0-0 | 13 | 4 | 0-1 |
| Totals | 53-30 | 1666 | 114 | 77 | 191 | 26-106 | 14-76 | 1-15 | 29 | 7 | 0-1 |

SAMMY WATKINS

WR/KR • First Team, 2011 • First Team, 2012 • First Team, 2013

| Year | GP-GS | Rec. | Yds | Avg | TD | LG | Rush | Yds | Avg | TD | KOR-Yds |
|---------------|--------------|------------|-------------|-------------|-----------|-----------|-----------|------------|------------|----------|----------------|
| 2011 | 13-10 | 82 | 1219 | 14.9 | 12 | 65 | 32 | 231 | 7.2 | 0 | 33-826 |
| 2012 | 10-7 | 57 | 708 | 12.4 | 3 | 61 | 14 | 97 | 6.9 | 1 | 13-257 |
| 2013 | 13-12 | 101 | 1464 | 14.5 | 12 | 96 | 6 | 11 | 1.8 | 0 | 14-293 |
| Totals | 36-29 | 240 | 3391 | 14.1 | 27 | 96 | 52 | 339 | 6.5 | 1 | 60-1376 |

DESHAUN WATSON

QB • First Team, 2015 • Second Team, 2016

| Year | GP-GS | Comp | Att | Yds | Int | TD | Pct | Car | Yds | Avg | TD | Eff. |
|---------------|--------------|------------|-------------|---------------|-----------|-----------|-------------|------------|-------------|------------|-----------|--------------|
| 2014 | 8-5 | 93 | 137 | 1466 | 2 | 14 | 67.9 | 63 | 200 | 3.2 | 5 | 188.6 |
| 2015 | 15-15 | 333 | 491 | 4104 | 13 | 35 | 67.8 | 207 | 1105 | 5.5 | 12 | 156.3 |
| 2016 | 15-15 | 388 | 579 | 4593 | 17 | 41 | 67.0 | 166 | 626 | 3.8 | 9 | 151.1 |
| Totals | 38-35 | 814 | 1207 | 10,163 | 32 | 90 | 67.4 | 436 | 1931 | 4.4 | 26 | 157.5 |

NELSON WELCH

PK • Third Team, 1992

| Year | GP-GS | 0-29 | 30-39 | 40-49 | 50+ | Tot | LK | PAT | Pts |
|---------------|--------------|--------------|--------------|--------------|------------|---------------|-----------|--------------|------------|
| 1991 | 12-12 | 8-10 | 6-8 | 5-6 | 0-3 | 19-27 | 47 | 31-35 | 88 |
| 1992 | 11-11 | 9-10 | 4-7 | 7-9 | 2-2 | 22-28 | 53 | 23-25 | 89 |
| 1993 | 12-12 | 9-11 | 4-5 | 2-8 | 0-0 | 15-24 | 47 | 17-18 | 62 |
| 1994 | 11-11 | 5-6 | 6-8 | 5-8 | 0-0 | 16-22 | 47 | 14-14 | 62 |
| Totals | 46-46 | 31-37 | 20-28 | 19-31 | 2-5 | 72-101 | 53 | 85-92 | 301 |

JOEL WELLS

B • Third Team, 1955

| Year | GP-GS | Att | Yds | Avg | TD | Rec. | Yds | Avg | TD | PR-Yds | Int-Yds | KR-Yds |
|---------------|--------------|------------|-------------|------------|-----------|-----------|------------|-------------|----------|--------------|-------------|---------------|
| 1954 | 10-7 | 74 | 352 | 4.8 | 3 | 3 | 34 | 11.3 | 0 | 2-13 | 1-0 | 2-20 |
| 1955 | 10-10 | 135 | 782 | 5.8 | 5 | 3 | 87 | 29.0 | 1 | 7-56 | 2-37 | 8-181 |
| 1956 | 11-11 | 156 | 678 | 4.3 | 6 | 4 | 80 | 20.0 | 0 | 2-16 | 2-6 | 6-140 |
| Totals | 31-28 | 365 | 1812 | 5.0 | 14 | 10 | 201 | 20.1 | 1 | 11-85 | 5-43 | 16-341 |

CHRISTIAN WILKINS

DE • First Team, 2016 • First Team, 2017 • Unanimous First Team, 2018

| Year | GP-GS | Snaps | Hit | Ast | Tot | TFL | Sacks | Int | QP | PBU | CF-RF |
|---------------|--------------|-------------|------------|-----------|------------|---------------|---------------|------------|-----------|-----------|------------|
| 2015 | 15-1 | 453 | 57 | 27 | 84 | 4.5-19 | 2-14 | 0-0 | 12 | 0 | 1-0 |
| 2016 | 15-15 | 706 | 41 | 15 | 56 | 13-52 | 3.5-23 | 0-0 | 20 | 10 | 0-2 |
| 2017 | 14-14 | 668 | 35 | 18 | 53 | 8.5-27 | 4.5-22 | 0-0 | 11 | 4 | 0-0 |
| 2018 | 15-15 | 614 | 37 | 20 | 57 | 15-70 | 6-41 | 0-0 | 13 | 2 | 2-2 |
| Totals | 59-45 | 2441 | 170 | 80 | 250 | 41-168 | 16-100 | 0-0 | 56 | 16 | 3-4 |

MIKE WILLIAMS

WR • Second Team, 2016

| Year | GP-GS | Rec. | Yds | Avg | TD | LG | Rush | Yds | Avg | TD | KOR-Yds |
|---------------|--------------|------------|-------------|-------------|-----------|-----------|----------|----------|-------------|----------|------------|
| 2013 | 13-3 | 20 | 316 | 15.8 | 3 | 30 | 0 | 0 | ---- | 0 | 0-0 |
| 2014 | 13-11 | 57 | 1030 | 18.1 | 6 | 56 | 0 | 0 | ---- | 0 | 0-0 |
| 2015 | 1-1 | 2 | 20 | 10.0 | 1 | 16 | 0 | 0 | ---- | 0 | 0-0 |
| 2016 | 15-15 | 98 | 1361 | 13.9 | 11 | 50 | 0 | 0 | ---- | 0 | 0-0 |
| Totals | 42-30 | 177 | 2727 | 15.4 | 21 | 56 | 0 | 0 | ---- | 0 | 0-0 |

DONNELL WOOLFORD

CB • First Team, 1987 • Consensus First Team, 1988

| Year | GP-GS | Tot | Hits | Ast | TFL | Int-Yd | PR-Yd | Avg | PBU |
|---------------|--------------|------------|------------|-----------|--------------|--------------|---------------|------------|-----------|
| 1985 | 12-0 | 21 | 12 | 9 | 0-0 | 1-34 | 1-14 | 14.0 | 2 |
| 1986 | 11-11 | 53 | 37 | 16 | 3-3 | 3-(-8) | 25-203 | 8.1 | 12 |
| 1987 | 12-12 | 52 | 38 | 14 | 4-8 | 5-0 | 23-345 | 15.0 | 15 |
| 1988 | 12-12 | 61 | 45 | 16 | 5-18 | 1-0 | 29-192 | 6.6 | 15 |
| Totals | 47-35 | 187 | 132 | 55 | 12-29 | 10-26 | 78-754 | 9.7 | 44 |

KYLE YOUNG

C • Second Team, 2000 • Third Team, 2001

| Year | GP-GS | Plays | KD |
|---------------|--------------|-------------|------------|
| 1998 | 11-4 | 479 | 41 |
| 1999 | 12-12 | 919 | 83 |
| 2000 | 12-12 | 766 | 120 |
| 2001 | 12-12 | 854 | 168 |
| Totals | 47-40 | 3018 | 412 |



MIKE WILLIAMS WAS AN ALL-AMERICAN IN 2016.

ALL-ACC SELECTIONS

| Year | Player | Pos. | Cl. | T |
|------|--------------------|------|-----|-----|
| 1953 | Dreher Gaskin | E | Sr. | 2 |
| | Don King | B | So. | 2 |
| 1954 | Clyde White | T | Sr. | 1 |
| | Scott Jackson | E | Sr. | 2 |
| | Don King | B | Jr. | 2 |
| 1955 | Joel Wells | TB | Jr. | 1 |
| 1956 | Joel Wells | TB | Sr. | 1 |
| | Charlie Bussey | QB | Sr. | 2 |
| | John Grdijan | G | Jr. | 2 |
| | Dalton Rivers | E | Sr. | 2 |
| 1957 | Harvey White | QB | So. | 1 |
| | John Grdijan | G | Sr. | 2 |
| | Ray Masneri | E | Jr. | 2 |
| 1958 | Jim Padgett | T | Sr. | 1 |
| | Ray Masneri | E | Sr. | 2 |
| | Bill Thomas | C | Sr. | 2 |
| | Harvey White | B | Jr. | 2 |
| 1959 | Gary Barnes | E | So. | 1 |
| | Doug Cline | FB | Sr. | 1 |
| | Bill Mathis | HB | Sr. | 1 |
| | Harold Olson | T | Sr. | 1 |
| | Lou Cordileone | T | Sr. | 2 |
| | Paul Snyder | C | Sr. | 2 |
| 1960 | Lowndes Shingler | QB | Sr. | 1 |
| | Dave Lynn | G | Sr. | 2 |
| | Bill McGuirt | B | Jr. | 2 |
| 1961 | Tommy King | E | Sr. | 1 |
| 1962 | Don Chuy | T | Sr. | 1 |
| 1963 | Pat Crain | FB | Jr. | 1 |
| | Billy Weaver | G | Sr. | 1 |
| | Jack Aaron | T | Sr. | 2 |
| | Ted Bunton | C | Jr. | 2 |
| | Lou Fogle | E | Sr. | 2 |
| 1965 | Johnny Boyette | OT | Sr. | 1 |
| | Bill Hecht | LB | Sr. | 1 |
| | Hugh Mauldin | TB | Sr. | 1 |
| | Butch Sursavage | DE | So. | 1 |
| 1966 | Jimmy Addison | QB | Jr. | 1 |
| | Wayne Mass | OT | Jr. | 1 |
| | Harry Olszewski | OG | Jr. | 1 |
| | Wayne Page | DB | Sr. | 1 |
| | Butch Sursavage | DE | Jr. | 1 |
| 1967 | Jim Catoe | LB | Jr. | 1 |
| | Ronnie Ducworth | DE | Jr. | 1 |
| | Buddy Gore | TB | Jr. | 1 |
| | Frank Liberatore | DB | Sr. | 1 |
| | Wayne Mass | OT | Sr. | 1 |
| | Harry Olszewski | OG | Sr. | 1 |
| 1968 | John Cagle | DT | Sr. | 1 |
| | Jimmy Catoe | LB | Sr. | 1 |
| | Ronnie Ducworth | DE | Sr. | 1 |
| | Buddy Gore | TB | Sr. | 1 |
| | Joe Lhotsky | OT | Sr. | 1 |
| 1969 | Ivan Southerland | DE | Sr. | 1 |
| | Charlie Waters | OE | Sr. | 1 |
| | Ray Yauger | TB | Jr. | 1 |
| 1970 | Don Kelley | DB | Jr. | 1 |
| | Dave Thompson | OG | Sr. | 1 |
| 1971 | Wayne Baker | DE | Sr. | 1 |
| | Larry Hefner | LB | Sr. | 1 |
| | John McMakin | TE | Sr. | 1 |
| 1972 | Frank Wirth | DT | Sr. | 1 |
| 1973 | Peanut Martin | DB | So. | 1 |
| | Ken Peebles | OT | Jr. | 1 |
| | Ken Pengitore | QB | Jr. | 1 |
| 1974 | Willie Anderson | MG | Sr. | 1 |
| | Bennie Cunningham | TE | Jr. | 1 |
| | Jim Ness | DB | Sr. | 1 |
| | Ken Peebles | OT | Sr. | 1 |
| 1975 | Bennie Cunningham | TE | Sr. | 1 |
| 1977 | Joe Bostic | OG | Jr. | 1 |
| | Jonathan Brooks | DE | Jr. | 1 |
| | Lacy Brumley | OT | Sr. | 1 |
| | Jerry Butler | SE | Jr. | 1 |
| | Steve Fuller | QB | Jr. | 1 |
| | Steve Ryan | DB | Jr. | 1 |
| | Randy Scott | LB | Jr. | 1 |
| 1978 | Joe Bostic | OG | Sr. | 1 |
| | Jonathan Brooks | DE | Sr. | 1 |
| | Bubba Brown | LB | Jr. | 1 |
| | Lester Brown | TB | Jr. | 1 |
| | Jerry Butler | SE | Sr. | 1 |
| | Steve Fuller | QB | Sr. | 1 |
| | Steve Kenney | OT | Sr. | 1 |
| | Steve Ryan | DB | Sr. | 1 |
| | Randy Scott | LB | Sr. | 1 |
| | Jim Stuckey | DT | Jr. | 1 |
| 1979 | Jeff Bostic | OG | Sr. | 1 |
| | Bubba Brown | LB | Sr. | 1 |
| | Steve Durham | DT | Jr. | 1 |
| | David Sims | P | Jr. | 1 |
| | Jim Stuckey | DT | Sr. | 1 |
| | Rex Varn | DB | Sr. | 1 |
| 1980 | Obed Ariri | PK | Sr. | 1 |
| | Perry Tuttle | FLK | Jr. | 1 |
| 1981 | Dan Benish | DT | Jr. | 1 |
| | Tony Berryhill | C | Sr. | 1 |
| | Jeff Bryant | DT | Sr. | 1 |
| | Jeff Davis | LB | Sr. | 1 |
| | Homer Jordan | QB | Jr. | 1 |
| | Terry Kinard | FS | Jr. | 1 |
| | Perry Tuttle | FLK | Sr. | 1 |
| 1982 | Cliff Austin | TB | Sr. | 1 |
| | Andy Headen | DE | Sr. | 1 |
| | Terry Kinard | FS | Sr. | 1 |
| | Frank Magwood | WR | Sr. | *1 |
| | Bob Paulling | PK | Jr. | *1 |
| | William Perry | MG | So. | 1 |
| | Johnny Rembert | LB | Sr. | 1 |
| 1983 | K.D. Dunn | TE | Jr. | 1 |
| | James Farr | OG | Sr. | 1 |
| | Rod McSwain | DB | Sr. | 1 |
| | Bob Paulling | PK | Sr. | 1 |
| | William Perry | MG | Jr. | 1 |
| | Edgar Pickett | DE | Sr. | 1 |
| | James Robinson | DT | Sr. | 1 |
| | Henry Walls | LB | Fr. | *1 |
| 1984 | Mike Eppley | QB | Sr. | *1 |
| | Dale Hatcher | P | Sr. | 1 |
| | Donald Igwebuikie | PK | Sr. | 1 |
| | William Perry | MG | Sr. | 1 |
| | Steve Reese | OG | Jr. | 1 |
| | Terrance Roulhac | WR | So. | 1 |
| | Ronald Watson | DB | Sr. | 1 |
| 1985 | Steve Berlin | DT | Sr. | 1 |
| | Kenny Flowers | TB | Jr. | 1 |
| | Steve Reese | OG | Sr. | 1 |
| | Jim Riggs | TE | Jr. | 1 |
| 1986 | Terrence Flagler | TB | Sr. | 1 |
| | Delton Hall | CB | Sr. | 1 |
| | Terence Mack | DE | Sr. | 1 |
| | Michael Dean Perry | DT | Jr. | 1 |
| | John Phillips | OG | Jr. | 1 |
| | Jim Riggs | TE | Sr. | 1 |
| 1987 | Terry Allen | TB | Fr. | 1 |
| | Jeff Nunamacher | OT | Jr. | 1 |
| | Michael Dean Perry | DT | Sr. | 1 |
| | John Phillips | OG | Sr. | 1 |
| | Tony Stephens | MG | Sr. | 1 |
| | David Treadwell | PK | Sr. | 1 |
| | Donnell Woolford | CB | Jr. | 1 |
| 1988 | Terry Allen | TB | So. | 1 |
| | Mark Drag | MG | Sr. | 1 |
| | Jeff Nunamacher | OT | Sr. | 1 |
| | Donnell Woolford | CB | Sr. | 1 |
| | Chris Gardocki | P | Fr. | *2 |
| | Jesse Hatcher | OLB | Sr. | *2 |
| | James Lott | FS | Jr. | *2 |
| | Richard McCullough | DT | Sr. | *2 |
| 1989 | Doug Brewster | LB | Jr. | 1 |
| | Chris Gardocki | PK/P | So. | 1 |
| | Vance Hammond | DT | Jr. | 1 |
| | Levon Kirkland | OLB | So. | *1 |
| | Stacy Long | OT | Jr. | 1 |
| | James Lott | FS | Sr. | 1 |
| | Otis Moore | DT | Sr. | *1 |
| | Robert O'Neal | FS | Fr. | *1 |
| | Hank Phillips | C | Sr. | *1 |
| | Dexter Davis | CB | So. | *2 |
| | Jeb Flesch | OG | So. | *2 |
| | John Johnson | OLB | Jr. | *2 |
| 1990 | Rob Bodine | MG | Jr. | 1 |
| | Dexter Davis | CB | Jr. | 1 |
| | Chris Gardocki | PK/P | Jr. | 1 |
| | Vance Hammond | DT | Sr. | 1 |
| | Eric Harmon | OG | Sr. | 1 |
| | Levon Kirkland | OLB | Jr. | 1 |
| | Stacy Long | OT | Sr. | 1 |
| | Ronald Williams | TB | Fr. | 1 |
| | Doug Brewster | LB | Sr. | 2 |
| | Jeb Flesch | OG | Jr. | 2 |
| | John Johnson | OLB | Sr. | 2 |
| | Ed McDaniel | LB | Jr. | 2 |
| 1991 | Rob Bodine | MG | Sr. | 1 |
| | Mike Brown | C | Sr. | 1 |
| | Steve Durham | OG | Sr. | 1 |
| | Levon Kirkland | OLB | Sr. | 1 |
| | Ed McDaniel | LB | Sr. | 1 |
| | Chester McGlockton | DT | Jr. | 1 |
| | Robert O'Neal | FS | Jr. | 1 |
| | Terry Smith | WR | So. | 1 |
| | Nelson Welch | PK | Fr. | 1 |
| | Bruce Bratton | OT | Sr. | 2 |
| | Ronald Williams | TB | So. | 2 |
| 1992 | Stacy Seegers | OG | Jr. | 1 |
| | Brenton Buckner | DT | Jr. | 2 |
| | Ashley Sheppard | OLB | Sr. | 2 |
| | Robert O'Neal | FS | Sr. | 2 |
| | Nelson Welch | PK | So. | 2 |
| 1993 | Brenton Buckner | DT | Sr. | 1 |
| | Stacy Seegers | OG | Sr. | 1 |
| | Brian Dawkins | SS | So. | 2 |
| | Andre Humphrey | CB | So. | 2 |
| | Tim Jones | LB | Jr. | 2 |
| | Brent LeJeune | OT | Jr. | 2 |
| | Nelson Welch | PK | Jr. | 2 |
| 1994 | Tim Jones | LB | Sr. | 1 |
| | Marvin Cross | DT | Jr. | 2 |
| | Brian Dawkins | SS | Jr. | 2 |
| | Wardell Rouse | OLB | Sr. | 2 |
| | Nelson Welch | PK | Sr. | 2 |
| 1995 | Brian Dawkins | SS | Sr. | 1 |
| | Anthony Simmons | LB | Fr. | 1 |
| | LaMarick Simpson | DT | Sr. | 1 |
| | Will Young | OG | Sr. | 1 |
| | Leomont Evans | FS | Sr. | 2 |
| | Dwayne Morgan | OT | Sr. | 2 |
| | Raymond Priestter | TB | So. | 2 |
| | Jeff Sauve | PK | Sr. | 2 |
| 1996 | Jim Bundren | OT | Jr. | 1 |
| | Trevor Pryce | DT | Jr. | 1 |
| | Anthony Simmons | LB | So. | 1 |
| | Lamont Hall | TE | Jr. | 2 |
| | Dexter McCleon | CB | Sr. | 2 |
| | Raymond Priestter | TB | Jr. | 2 |
| | Glenn Rountree | OG | Jr. | 2 |
| | Jamie Trimble | C | Sr. | 2 |
| 1997 | Jim Bundren | OT | Sr. | 1 |
| | Tony Horne | KR | Sr. | 1 |
| | Raymond Priestter | TB | Sr. | 1 |
| | Glenn Rountree | OG | Sr. | 1 |
| | Anthony Simmons | LB | Jr. | 1 |
| | Lorenzo Bromell | DE | Sr. | 2 |
| | Antwan Edwards | DB | Jr. | 2 |
| | Tony Horne | WR | Sr. | 2 |
| | Raymond White | MG | Sr. | 2 |
| 1998 | Antwan Edwards | CB | Sr. | 1 |
| | Rahim Abdullah | OLB | Jr. | 2 |
| | Adrian Dingle | DE | Sr. | 2 |
| | Corey Hulsey | OG | Jr. | 2 |
| | Holland Postell | OT | Sr. | 2 |
| 1999 | Keith Adams | LB | So. | 1 |
| | Robert Carswell | FS | Jr. | 1 |
| | Rod Gardner | WR | Jr. | 2 |
| | Terry Jolly | DT | Jr. | 2 |
| | Dextra Polite | CB | Sr. | 2 |
| 2000 | Keith Adams | LB | Jr. | 1 |
| | Alex Ardley | CB | Jr. | 1 |
| | Robert Carswell | FS | Sr. | 1 |
| | Terry Jolly | DT | Sr. | 1 |
| | Kyle Young | C | Jr. | 1 |
| | Travis Zachery | RB | Jr. | 1 |
| | Rod Gardner | WR | Sr. | 2 |
| | Will Merritt | OG | Jr. | 2 |
| 2001 | Woodrow Dantzier | QB | Sr. | 1 |
| | Chad Carson | LB | Sr. | 2 |
| | Charles Hafley | DB | Sr. | 2 |
| | Will Merritt | OG | Sr. | 2 |
| | Kyle Young | C | Sr. | 2 |
| 2002 | Nick Eason | DT | Sr. | 1 |
| | Brian Mance | CB | Sr. | 2 |
| | Bryant McNeal | DE | Sr. | 2 |
| | Justin Miller | DB | Fr. | 2 |
| 2003 | Leroy Hill | LB | Jr. | 1 |
| | Derrick Hamilton | WR | Jr. | 2 |
| | Derrick Hamilton | KR | Jr. | 2 |
| | Gregory Walker | OT | Sr. | 2 |
| | Donnell Washington | DT | Jr. | 2 |
| 2004 | Airese Currie | WR | Sr. | 1 |
| | Leroy Hill | LB | Sr. | 1 |
| | Justin Miller | DB | Jr. | 2 |
| | Justin Miller | KR | Jr. | 2 |
| 2005 | Tye Hill | CB | Sr. | 1 |
| | Chansi Stuckey | WR | Jr. | 1 |
| | Jad Dean | PK | Jr. | 2 |
| | Roman Fry | OG | Jr. | 2 |
| | Charlie Whitehurst | QB | Sr. | 2 |
| 2006 | Gaines Adams | DE | Sr. | 1 |
| | Nathan Bennett | OG | Sr. | 1 |
| | James Davis | RB | So. | 1 |
| | Barry Richardson | OT | Jr. | 1 |
| | Chansi Stuckey | WR | Sr. | 1 |
| | Dustin Fry | C | Sr. | 2 |
| | C.J. Spiller | RB | So. | 2 |
| 2007 | James Davis | RB | Jr. | 1 |
| | Aaron Kelly | WR | Jr. | 1 |
| | Chris McDuffie | OG | Sr. | 1 |
| | Barry Richardson | OT | Sr. | 1 |
| | Michael Hamlin | S | Jr. | 2 |
| | Cullen Harper | QB | Jr. | 2 |
| 2008 | Michael Hamlin | S | Sr. | 1 |
| | C.J. Spiller | ST | Jr. | 1 |
| | Thomas Austin | OL | Jr. | 2 |
| | Aaron Kelly | WR | Sr. | 2 |
| | C.J. Spiller | RB | Jr. | 2 |
| 2009 | DeAndre McDaniel | S | Jr. | 1</ |

OFFENSIVE LINEMAN TRADITION

TREMAINE ANCHRUM



2 Number of years **Dalton Freeman** (2011,12) and **Kyle Young** (2000,01) were finalists for the Rimington Trophy, which is given to the top center in the nation.

3 Number of consecutive years **Kyle Young** was named a First-Team Verizon Academic All-American, just the second three-time selection among offensive linemen in college football history. Young was also a two-time All-American on the field.

3 Number of First-Team All-ACC offensive linemen Clemson had in 2016 and 2017, the only two times the Tigers have had three first-team selections.

5 Number of games Clemson held opponents without a sack in 2018. Clemson held opponents to one sack or fewer in 11 of the 15 games in 2018.

22 Number of all-conference selections by the Clemson offensive line from 2015-19, the most of any Power Five Conference school in the country.

3754 Number of career snaps from scrimmage for **Mitch Hyatt**, the most by a Tiger at any position in history. Hyatt won the ACC Jacobs Blocking Trophy in each of his final two seasons at Clemson.

HONORS

OUTLAND TROPHY FINALISTS

Stacy Long, OT 1990

RIMINGTON TROPHY FINALISTS

Kyle Young, C 2000,01
Dalton Freeman, C 2011,12

ALL-AMERICANS

O.K. Pressley, C 1928
Ralph Jenkins, C 1945
Wayne Mass, OT 1966
Harry Olszewski, OG 1967
Dave Thompson, OG 1970
Joe Bostic, OG 1977,78
Lee Nanney, OT 1981
James Farr, OG 1983
Steve Reese, OG 1985
John Phillips, OG 1986,87
Stacy Long, OT 1989,90
Jeb Flesch, OG 1991
Stacy Seegars, OG 1992,93
Jim Bundren, OT 1997
Kyle Young, C 2000,01
Nathan Bennett, OG 2006
Barry Richardson, OT 2007
Chris McDuffie, OG 2007
Thomas Austin, OG 2009
Dalton Freeman, C 2012
Mitch Hyatt, OT 2017,18
John Simpson, OL 2019

ACC JACOBS BLOCKING TROPHY

Wayne Mass, OT 1966
Harry Olszewski, OG 1967
Joe Bostic, OG 1977
Lee Nanney, OT 1981
James Farr, OG 1983
John Phillips, OG 1987
Mitch Hyatt, OT 2017,18

ALL-CONFERENCE PLAYERS

O.L. Derrick, OG 1903-05
W.A. Schletter, OT 1913
Mutt Gee, C 1917
L.M. Lightsey, OT 1919,20,22
R.C. Potts, OG 1919
O.K. Pressley, C 1928
Tom Brown, OT 1935
Charlie Woods, C 1937
Ralph Jenkins, C 1944,45
Bill Thomas, C 1958
Ted Bunton, C 1963
Don Chuy, OG 1963
Billy Weaver, OG 1963
Johnny Boyette, OT 1965
Wayne Mass, OT 1966,67
Harry Olszewski, OG 1966,67
Joe Lhotsky, OT 1968
Dave Thompson, OG 1970
Ken Peebles, OT 1973,74
Joe Bostic, OG 1977,78
Lacy Brumley, OT 1977

Steve Kenney, OT 1978
Jeff Bostic, OG 1979
Lee Nanney, OT 1980,81
Tony Berryhill, C 1981
James Farr, OG 1983
Steve Reese, OG 1984,85
John Phillips, OG 1986,87
Jeff Nunamacher, OT 1987,88
Stacy Long, OT 1989,90
Hank Phillips, C 1989
Jeb Flesch, OG 1989-91
Eric Harmon, OG 1990
Mike Brown, C 1991
Bruce Bratton, OT 1991
Stacy Seegars, OG 1992,93
Brent LeJeune, OT 1993
Will Young, OG 1995
Dwayne Morgan, OT 1995
Jim Bundren, OT 1996,97
Glenn Rountree, OG 1996,97
Jamie Trimble, C 1996
Holland Postell, OT 1998
Corey Hulsey, OG 1998
Kyle Young, C 2000,01
Will Merritt, OG 2000,01
Akil Smith, OT 2001
Gregory Walker, OT 2003
Roman Fry, OG 2005
Nathan Bennett, OG 2006
Barry Richardson, OT 2006,07
Dustin Fry, C 2006

Chris McDuffie, OG 2007
Thomas Austin, OL 2008,09
Chris Hairston, OT 2009,10
Dalton Freeman, C 2011,12
Brandon Thomas, OT 2012,13
Tyrone Crowder, OG 2015-17
Joe Gore, OT 2015
Jay Guillermo, C 2015,16
Mitch Hyatt, OT 2015-18
Eric Mac Lain, OG 2015
Justin Falcinelli, C 2017,18
Tremayne Anchrum, OT 2018,19
Sean Pollard, OG 2018,19
John Simpson, OG 2018,19
Jackson Carman, OT 2019
Gage Cervenka, OL 2019

ACC 50-YEAR SELECTIONS

Joe Bostic, OG 1975-78

NFL PLAYERS

Thomas Austin, OG 2010-13
Isaiah Battle, OT 2015-17
Nathan Bennett, OG 2007,08
Jeff Bostic, C 1980-93
Joe Bostic, OG 1979-88
Jim Bundren, OT 1998-00
Don Chuy, OG 1963-69
Brian Clark, OG 1982
Chris Dolce, OG 1983
James Farr, OG 1984,85

Dalton Freeman, C 2013-16
Dustin Fry, C 2007,08,09
Chris Hairston, OT 2011-17
Ricky Harrell, C 1973
Taylor Hearn, OG 2018
Corey Hulsey, OG 2001,03-06
Mitch Hyatt, OT 2019
Ralph Jenkins, C 1947
Steve Kenney, OT 1979-86
Wayne Mass, OT 1968-72
Jim McCannless, OG 1960
Antoine McClain 2012-15
Dwayne Morgan, OT 2003
Wayne Mulligan, C 1969-75
Harold Olson, OT 1960-64
Harry Olszewski, OG 1969,70
Bob Patton, OT 1952
Ken Peebles, OG 1975
Barry Richardson, OT 2008-13
Glenn Rountree, OG 1999
Tyler Shatley, OG 2014-19
Brandon Thomas, OT 2014-19
Dave Thompson, OG 1971-75
Gregory Walker, OG 2004
Curtis Whitley, C 1992-97

SUPER BOWL CHAMPIONS

Jeff Bostic, Redskins 1982,87,91



RECEIVER TRADITION

TEE HIGGINS



1 Number of tight ends named to the ACC 50-Year Anniversary team. The only pick was former Tiger **Bennie Cunningham**, an All-America tight end in 1974 and 1975.

2 Number of times **Jordan Leggett** was a Mackey Award finalist

4 Selection in the first round by **Sammy Watkins** in the 2014 NFL draft by the Bills, tied for the highest draft pick in Tiger history.

5 Number of consecutive years Clemson has had a wide receiver selected in the NFL draft, the nation's longest active streak.

9 Number of Tiger wide receivers drafted since the 2013 NFL draft, tied for most in the nation.

11 Number of ACC receiving-yardage champions Clemson has had. That includes **DeAndre Hopkins** in 2012 and **Sammy Watkins** in 2013.

34 Number of receiving touchdowns by former Tiger wide receivers in the NFL in 2018, the most produced by a school in the NFL that year.

50 Number of receptions for **Dwayne Allen** in 2011, when he earned the Mackey Award as the nation's top tight end.

HONORS

BILETNIKOFF AWARD FINALISTS

Sammy Watkins 2013

MACKEY AWARD WINNERS

Dwayne Allen 2011

MACKEY AWARD FINALISTS

Jordan Leggett 2015,16

SPORTING NEWS NATIONAL FOTY

Sammy Watkins 2011

ALL-AMERICANS

| | |
|-------------------|---------|
| Joe Blalock | 1940,41 |
| Bennie Cunningham | 1974,75 |
| Jerry Butler | 1978 |
| Perry Tuttle | 1981 |
| Rod Gardner | 2000 |
| Dwayne Allen | 2011 |
| Sammy Watkins | 2011-13 |
| DeAndre Hopkins | 2012 |
| Jordan Leggett | 2015,16 |
| Mike Williams | 2016 |
| Tee Higgins | 2019 |

ALL-CONFERENCE PLAYERS

Hope Sandler 1902

| | |
|-------------------|---------|
| Gus Goins | 1938 |
| Joe Blalock | 1939-41 |
| Chip Clark | 1942 |
| Glenn Smith | 1950,51 |
| Dreher Gaskin | 1953 |
| Scott Jackson | 1954 |
| Dalton Rivers | 1956 |
| Ray Masneri | 1957,58 |
| Gary Barnes | 1959 |
| Tommy King | 1961 |
| Charlie Waters | 1969 |
| John McMakin | 1971 |
| Bennie Cunningham | 1974,75 |
| Jerry Butler | 1977,78 |
| Perry Tuttle | 1980,81 |
| Frank Magwood | 1982 |
| K.D. Dunn | 1983 |
| Jim Riggs | 1985,86 |
| Terrance Roulhac | 1984 |
| Terry Smith | 1991 |
| Lamont Hall | 1996 |
| Tony Horne | 1997 |
| Rod Gardner | 1999,00 |
| Airese Currie | 2004 |
| Chansi Stuckey | 2005,06 |
| Aaron Kelly | 2007,08 |
| Jacoby Ford | 2009 |

| | |
|-----------------|------------|
| Michael Palmer | 2009 |
| Dwayne Allen | 2011 |
| Sammy Watkins | 2011,13 |
| Brandon Ford | 2012 |
| DeAndre Hopkins | 2012 |
| Artavis Scott | 2014,15,16 |
| Mike Williams | 2014,16 |
| Jordan Leggett | 2015,16 |
| Deon Cain | 2017 |
| Hunter Renfrow | 2017,18 |
| Tee Higgins | 2018,19 |

ACC 50-YEAR SELECTIONS

| | |
|-------------------|---------|
| Jerry Butler | 1975-78 |
| Bennie Cunningham | 1973-75 |

NFL PLAYERS

| | |
|-------------------|---------------|
| Dwayne Allen | 2012-18 |
| Gary Barnes | 1961-67 |
| Shelton Boyer | 1987 |
| Jaron Brown | 2013-19 |
| Martavis Bryant | 2014,15,17,18 |
| Jerry Butler | 1979-87 |
| Deon Cain | 2018,19 |
| Dwight Clark | 1979-87 |
| James Coley | 1990,91 |
| Bennie Cunningham | 1976-85 |

| | |
|------------------|---------|
| Airese Currie | 2005,06 |
| K.D. Dunn | 1985-88 |
| Jacoby Ford | 2010-13 |
| Rod Gardner | 2001-06 |
| Tyler Grisham | 2009 |
| Lamont Hall | 1999-05 |
| Derrick Hamilton | 2004,05 |
| DeAndre Hopkins | 2013-19 |
| Tony Horne | 1998-00 |
| Adam Humphries | 2015-19 |
| Keith Jennings | 1989-97 |
| Jordan Leggett | 2017-19 |
| Ray Mathews | 1951-60 |
| Ray-Ray McCloud | 2018,19 |
| John McMakin | 1972-76 |
| Michael Palmer | 2010-14 |
| Charone Peake | 2016-19 |
| Bob Poole | 1964-67 |
| Hunter Renfrow | 2019 |
| Jim Riggs | 1987-93 |
| Stan Rome | 1979-82 |
| Larry Ryans | 1993,96 |
| Artavis Scott | 2017-19 |
| Chansi Stuckey | 2007-10 |
| Rendrick Taylor | 2010 |
| Doug Thomas | 1991-93 |
| Trevion Thompson | 2019 |

| | |
|------------------|---------|
| Perry Tuttle | 1982-88 |
| Joey Walters | 1977-87 |
| Sammy Watkins | 2014-19 |
| Mike Williams | 2017-19 |
| Ray Williams | 1987 |
| Kevin Youngblood | 2006 |

PRO BOWL PLAYERS

| | |
|-----------------|------------|
| Jerry Butler | 1980 |
| Dwight Clark | 1981,82 |
| DeAndre Hopkins | 2015,17-19 |

SUPER BOWL CHAMPIONS

| | |
|-----------------------------|---------|
| Dwayne Allen, Patriots | 2018 |
| Dwight Clark, 49ers | 1981,84 |
| Bennie Cunningham, Steelers | 1977,78 |
| K.D. Dunn, Redskins | 1987 |
| John McMakin, Steelers | 1974 |
| Tony Horne, Rams | 1999 |
| Sammy Watkins, Chiefs | 2019 |



QUARTERBACK TRADITION

TREVOR LAWRENCE

2 Number of quarterbacks in FBS history to pass for at least 4,000 yards and rush for 1,000 yards in a season. In 2015, **Deshaun Watson** was the first to accomplish the feat.

2 Finish in the 2016 Heisman Trophy voting by **Deshaun Watson**, highest in Clemson history. He was Clemson's first finalist in 2015.

4 Number of victories without a loss **Charlie Whitehurst** had as a starting quarterback against South Carolina in his career (2002-05). He is the only starting signal-caller in series history to have a 4-0 record.

20 Touchdown passes and home runs for two-sport athlete **Kyle Parker** during the 2009-10 academic year, the first NCAA Division I athlete to reach 20 of each in one season. He became Clemson's 51st all-time major league player when he played with the Colorado Rockies in 2014.

30 Number of passing touchdowns by **Trevor Lawrence** in 2018 against only four interceptions, as he became the first first-year freshman starting quarterback to lead his team to the national title since 1985.

32 Number of wins **Rodney Williams**, **Tajh Boyd** and **Deshaun Watson** each accumulated during their respective careers, a Clemson record.

133 **Tajh Boyd's** career touchdown responsibility total, an ACC record. He had 107 passing TDs and 26 rushing scores.

5219 Total offense yardage by **Deshaun Watson** in 2016, an ACC single-season record. He passed for 4,593 yards and rushed for an additional 626.



HONORS

GRIFFIN AWARD WINNERS

Deshaun Watson 2015
Trevor Lawrence 2018

HEISMAN TROPHY FINALISTS

Deshaun Watson 2015,16

MANNING AWARD WINNERS

Deshaun Watson 2015,16

MANNING AWARD FINALISTS

Tajh Boyd 2012,13
Trevor Lawrence 2018,19

MAXWELL AWARD FINALISTS

Deshaun Watson 2015

O'BRIEN AWARD WINNERS

Deshaun Watson 2015,16

UNITAS AWARD WINNERS

Deshaun Watson 2016

WALTER CAMP FINALISTS

Deshaun Watson 2015,16

ALL-AMERICANS

Banks McFadden 1939
Steve Fuller 1978
Tajh Boyd 2012
Deshaun Watson 2015,16

ACADEMIC ALL-AMERICANS

Charlie Bussey 1956
Harvey White 1957
Steve Fuller 1977,78
Mike Eppley 1984

NCAA POSTGRADUATE SCHOLARSHIPS

Jimmy Bell 1964
Jimmy Addison 1968
Steve Fuller 1979

ACC PLAYERS-OF-THE-YEAR

Steve Fuller 1977,78
Tajh Boyd 2012
Deshaun Watson 2015

ACC ROOKIES-OF-THE-YEAR

Trevor Lawrence 2018

ALL-CONFERENCE PLAYERS

John Maxwell 1902,03
Goat McMillan 1929
Banks McFadden 1939
Bobby Gage 1948
Billy Hair 1951,52

Don King 1953,54
Charlie Bussey 1956
Harvey White 1957
Lowndes Shingler 1960
Jimmy Addison 1967
Ken Pengitore 1973
Steve Fuller 1977,78
Homer Jordan 1981
Mike Eppley 1984
Woodrow Dantzler 2001
Charlie Whitehurst 2005
Cullen Harper 2007
Tajh Boyd 2011-13
Deshaun Watson 2015,16
Trevor Lawrence 2018,19

ACC 50-YEAR SELECTIONS

Steve Fuller 1975-78

PROFESSIONAL PLAYERS

DeChane Cameron 1992
Woodrow Dantzler 2002,03
Steve Fuller 1979-87
Bobby Gage 1949,50
Nealon Greene 1998-05
Dick Hendley 1951
Homer Jordan 1983-85
Banks McFadden 1940
Will Proctor 2007,08
Deshaun Watson 2017-19
Harvey White 1960
Charlie Whitehurst 2006-16

PRO BOWL PLAYERS

Deshaun Watson 2018,19

SUPER BOWL CHAMPIONS

Steve Fuller, Bears 1985

RUNNING BACK TRADITION



TRAVIS ETIENNE

1 Bill Mathis was a member of the New York Jets' 1969 Super Bowl championship team, the first former Tiger to win a Super Bowl ring.

2 Number of Super Bowl championship rings won by former Tiger Terrence Flagler with the San Francisco 49ers in 1988 and 1989.

5 Consecutive years Clemson had a First-Team or Second-Team All-ACC running back from 2005-09.

6 Finish for 2009 senior C.J. Spiller in the Heisman Trophy balloting. It is also the number of Tigers who have led the ACC in rushing, including all-time Clemson rushing leader Raymond Priester (1994-97).

7 Number of years since 2011 Clemson has had a 1,000-yard rusher.

13 Number of All-ACC running backs Clemson has had in the last 14 years.

56 Number of career rushing touchdowns by Travis Etienne, a Clemson and ACC record that is also tied for 18th most in FBS history.

4038 Career rushing yards for Travis Etienne, making him Clemson's career rushing leader and one of only nine 4,000-yard rushers in ACC history.

7588 Number of career all-purpose yards by C.J. Spiller in his four years with the Tiger program, the fourth-highest total in NCAA history and 1,700 more than any other player in ACC history.

HONORS

ALL-AMERICANS

| | |
|------------------|----------|
| Joel Wells | 1955 |
| Terrence Flagler | 1986 |
| C.J. Spiller | 2009 |
| Travis Etienne | 2018, 19 |

ACC PLAYERS-OF-THE-YEAR

| | |
|----------------|----------|
| Buddy Gore | 1967 |
| C.J. Spiller | 2009 |
| Travis Etienne | 2018, 19 |

ACC ROOKIES-OF-THE-YEAR

| | |
|-----------------|------|
| Chuck McSwain | 1979 |
| Terry Allen | 1987 |
| Ronald Williams | 1990 |
| James Davis | 2005 |

ALL-CONFERENCE PLAYERS

| | |
|-------------|------|
| Jock Hanvey | 1903 |
|-------------|------|

| | |
|-----------------|----------|
| Fritz Furtick | 1905 |
| Stumpy Banks | 1919 |
| Goat McMillan | 1929 |
| Don Willis | 1938 |
| Charlie Timmons | 1940, 41 |
| Ray Mathews | 1949 |
| Fred Cone | 1950 |
| Billy Hair | 1951, 52 |
| Joel Wells | 1955, 56 |
| Doug Cline | 1959 |
| Bill Mathis | 1959 |
| Bill McGuirt | 1960 |
| Pat Crain | 1963 |
| Hugh Mauldin | 1965 |
| Buddy Gore | 1967, 68 |
| Ray Yauger | 1969 |
| Lester Brown | 1978 |
| Cliff Austin | 1982 |
| Kenny Flowers | 1985 |

| | |
|-------------------|--------------|
| Terrence Flagler | 1986 |
| Terry Allen | 1987, 88 |
| Ronald Williams | 1990, 91 |
| Raymond Priester | 1995-97 |
| Travis Zachery | 2000 |
| James Davis | 2006, 07 |
| C.J. Spiller | 2006, 08, 09 |
| Andre Ellington | 2011, 12 |
| Roderick McDowell | 2013 |
| Wayne Gallman | 2015, 16 |
| Travis Etienne | 2017-19 |

NFL PLAYERS

| | |
|---------------|----------|
| Terry Allen | 1991-01 |
| Cliff Austin | 1983-87 |
| Bob Baldwin | 1966, 67 |
| Zac Brooks | 2016 |
| Ken Callicutt | 1978-82 |
| Adam Choice | 2019 |

| | |
|------------------|----------|
| Fred Cone | 1951-60 |
| James Davis | 2009, 10 |
| Stacey Driver | 1987 |
| Andre Ellington | 2013-18 |
| Terrence Flagler | 1987-91 |
| Kenny Flowers | 1987-89 |
| Wayne Gallman | 2017-19 |
| Steve Griffin | 1987 |
| Jamie Harper | 2011, 12 |
| Rudy Harris | 1993-95 |
| Tracy Johnson | 1989-96 |
| Kevin Mack | 1985-93 |
| Bill Mathis | 1960-69 |
| Jeff McCall | 1983 |
| Chuck McSwain | 1983-87 |
| Joe Pagliei | 1959, 60 |
| Marion Reeves | 1974-76 |
| Marvin Sims | 1980, 81 |
| C.J. Spiller | 2010-17 |

| | |
|---------------------|---------|
| Don Testerman | 1976-80 |
| Charlie Timmons | 1946 |
| Sid Tinsley | 1945 |
| Joel Wells | 1957-61 |
| Derrick Witherspoon | 1995-97 |
| Terry Witherspoon | 2001 |

PRO BOWL PLAYERS

| | |
|--------------|--------------|
| Ray Mathews | 1952, 53, 55 |
| Bill Mathis | 1963 |
| Kevin Mack | 1985-87 |
| Terry Allen | 1996 |
| C.J. Spiller | 2012 |

SUPER BOWL CHAMPIONS

| | |
|-------------------------|----------|
| Terrence Flagler, 49ers | 1988, 89 |
| Bill Mathis, Jets | 1969 |

DEFENSIVE LINEMAN TRADITION

1 Number of Campbell Trophy winners in Clemson history. In 2018, **Christian Wilkins** became the first Tiger to receive the award known as the "Academic Heisman Trophy" before being the No. 13 overall pick in the 2019 NFL draft.

2 Number of national awards won by **Da'Quan Bowers** in 2010. He won the Bronko Nagurski Award as the top defensive player in the nation and the Ted Hendricks Award as the top defensive end in the country.

3 Number of Tiger defensive linemen picked in the first round of the 2019 NFL draft, making Clemson the first school in history to produce three first-round defensive linemen in an NFL draft, excluding linemen officially chosen as outside linebackers.

5 Number of Clemson defensive linemen selected in the first round of the NFL draft since 2015, the most in the nation.

13 Number of All-America selections by Clemson defensive linemen in the last seven years, including 10 selections since 2016.

27 Number of tackles for loss by **William Perry** in 1984 and **Rob Bodine** in 1991. Both players led the nation.



TYLER DAVIS

HONORS

BEDNARIK AWARD FINALISTS

Vic Beasley, DE 2014
Christian Wilkins, DT 2018

CAMPBELL TROPHY WINNERS

Christian Wilkins, DT 2018

HENDRICKS AWARD WINNERS

Da'Quan Bowers, DE 2010
Clelin Ferrell, DE 2018

HENDRICKS AWARD FINALISTS

Andre Branch, DE 2011
Vic Beasley, DE 2013,14
Shaq Lawson, DE 2015
Clelin Ferrell, DE 2017

LOMBARDI AWARD FINALISTS

William Perry, MG 1984
Da'Quan Bowers, DE 2010
Vic Beasley, DE 2014
Shaq Lawson, DE 2015
Christian Wilkins, DT 2018

LOTT IMPACT TROPHY FINALISTS

Christian Wilkins, DT 2018

NAGURSKI AWARD WINNERS

Da'Quan Bowers, DE 2010

NAGURSKI AWARD FINALISTS

Gaines Adams, DE 2006
Shaq Lawson, DE 2015
Christian Wilkins, DL 2016,18

OUTLAND TROPHY FINALISTS

William Perry, MG 1984
Michael Dean Perry, DT 1987
Christian Wilkins, DT 2018

SENIOR CLASS AWARD FINALISTS

Christian Wilkins, DT 2018

ALL-AMERICANS

Tom Barton, DL 1952
Lou Cordileone, DT 1959
Jim Stuckey, DT 1979
Jeff Bryant, DT 1981
William Perry, MG 1982-84
James Robinson, DT 1983
Michael Dean Perry, DT 1987
Rob Bodine, MG 1991
Gaines Adams, DE 2006
Da'Quan Bowers, DE 2010
Andre Branch, DE 2011
Vic Beasley, DE 2013,14
Grady Jarrett, DT 2014
Shaq Lawson, DE 2015
Christian Wilkins, DL 2016-18
Carlos Watkins, DT 2016
Austin Bryant, DE 2017
Clelin Ferrell, DE 2017,18
Dexter Lawrence, DT 2017,18

ACC PLAYERS-OF-THE-YEAR

William Perry, MG 1984
Michael Dean Perry, DT 1987

ACC DEFENSIVE PLAYERS-OF-THE-YEAR

Gaines Adams, DE 2006
Da'Quan Bowers, DE 2010
Vic Beasley, DE 2014
Clelin Ferrell, DE 2018

ALL-CONFERENCE PLAYERS

B. C. Inabinet, MG 1935
Bob Turner, DT 1945
Frank Gillespie, MG 1948
George Fritts, MG 1939-41
Clyde White, DT 1954

John Grdijan, MG 1956,57
Jim Padgett, DT 1958
Lou Cordileone, DT 1959
Harold Olson, DT 1959
John Cagle, DT 1968
Frank Wirth, DT 1972
Willie Anderson, MG 1974
Jim Stuckey, DT 1978,79
Steve Durham, DT 1979
Dan Benish, DT 1981
Jeff Bryant, DT 1981
William Perry, MG 1982-84
James Robinson, DT 1983
Steve Berlin, DT 1985
Michael Dean Perry, DT 1986,87
Tony Stephens, MG 1987
Mark Drag, MG 1988
Rich McCullough, DT 1988
Vance Hammond, DT 1989,90
Otis Moore, DT 1989
Rob Bodine, MG 1991
Chester McGlockton, DT 1991
Brentson Buckner, DT 1992,93
Marvin Cross, DT 1994
Lamarick Simpson, DT 1995
Trevor Pryce, DT 1996
Lorenzo Bromell, DT 1997
Raymond White, DT 1997
Adrian Dingle, DE 1998
Terry Jolly, DT 1999,00
Nick Eason, DT 2002
Bryant McNeal, DE 2002
Donnell Washington, DT 2003
Gaines Adams, DE 2006
Ricky Sapp, DE 2009
Da'Quan Bowers, DE 2010
Jarvis Jenkins, DT 2010
Andre Branch, DE 2011
Brandon Thompson, DT 2011
Vic Beasley, DE 2013,14

Grady Jarrett, DT 2014
Shaq Lawson, DE 2015
Carlos Watkins, DT 2015,16
Dexter Lawrence, DT 2016-18
Christian Wilkins, DL 2016-18
Austin Bryant, DE 2017,18
Clelin Ferrell, DE 2017,18
Tyler Davis, DT 2019
Nyles Pinckney, DT 2019
Xavier Thomas, DE 2019

ACC 50-YEAR SELECTIONS

Michael Dean Perry, DT 1984-97
William Perry, MG 1981-84

NFL PLAYERS

Gaines Adams, DE 2007-09
Tavaris Barnes, DE 2015,16
Vic Beasley, DE 2015-19
Dan Benish, DT 1983-88
Charles Bennett, DE 2006-08
Da'Quan Bowers, DE 2011-14
Andre Branch, DE 2012-19
Lorenzo Bromell, DE 1998-04
Kourtnei Brown, DE 2014,15
Austin Bryant, DE 2019
Jeff Bryant, DT 1982-93
Brentson Buckner, DT 1994-05
John Cagle, DT 1969
Lou Cordileone, DT 1960-68
Corey Crawford, DE 2015
Adrian Dingle, DT 1999-04
Kevin Dodd, DE 2016,17
Steve Durham, DT 1982
Nick Eason, DT 2004-12
Clelin Ferrell, DE 2019
Malliciah Goodman, DE 2013-16
Bill Hudson, DT 1961-63
Bob Hudson, DT 1951-61
Albert Huggins, DT 2019

Clarence Inabinet, DT 1936
Grady Jarrett, DT 2015-19
Jarvis Jenkins, DT 2011-18
Dexter Lawrence, DT 2019
Shaq Lawson, DE 2016-19
Richard McCullough, DT 1989,90
Chester McGlockton, DT 1992-03
Bryant McNeal, DE 2003-06
Phillip Merling, DE 2008-13
William Perry, MG 1985-94
Michael Dean Perry, DT 1988-97
Robert Potts, DT 1919
Trevor Pryce, DT 1997-10
D.J. Reader, DT 2016-19
Archie Reese, DT 1978-84
Ricky Sapp, DE 2010-14
Dorell Scott, DT 2009-11
Jim Stuckey, DT 1980-87
Brandon Thompson, DT 2012-16
Khaleed Vaughn, DE 2004,05
Donnell Washington, DT 2004,05
Carlos Watkins, DT 2017-19
Christian Wilkins, DT 2019
DeShawn Williams, DT 2015-18

PRO BOWL PLAYERS

Bill Hudson, DT 1961
Chester McGlockton, DT 1994-97
Michael Dean Perry, DT 1989-91,93,94,96
Trevor Pryce, DT 1999-02
Vic Beasley, DE 2016
Grady Jarrett, DT 2019

SUPER BOWL CHAMPIONS

Dan Benish, Redskins 1987
Nick Eason, Steelers 2008
William Perry, Bears 1986
Trevor Pryce, Broncos 1997,98
Archie Reese, 49ers 1981
Jim Stuckey, 49ers 1981,84



LINEBACKER TRADITION



ISAIAH SIMMONS

1 Stephone Anthony led Clemson's top-ranked total defense in tackles in 2014. He was then selected in the first round of the 2015 NFL Draft by the New Orleans Saints.

2 Number of FBS players since 2013 that have recorded at least 100 tackles, 16 tackles for loss, eight sacks and multiple interceptions in a season, including **Isaiah Simmons**, who in 2019 became the first player to do so since Khalil Mack.

7 Number of Butkus Award finalists coached by **Brent Venables**, in his career, including **Isaiah Simmons**, who became Clemson's first Butkus Award winner in 2019.

13.1 Average points per game allowed by the 2018 defense, as the linebackers helped Clemson finish first in the nation in scoring defense for the first time in school history.

41 Number of former Tiger linebackers who have made an NFL roster during the regular season.

43 Jersey number of both **Keith Adams** and **Leroy Hill**, two of the last 15 ACC Defensive Player-of-the-Year selections. **Adams** won the award in the 1999 season and **Hill** took home the hardware in 2004.

160 Number of tackles by **B.J. Goodson** during the Tigers' 2015 national championship runner-up season. Goodson was first-team All-ACC and then drafted in the fourth round by the New York Giants.

2007 Year former All-American **Jeff Davis** was inducted into the College Football Hall of Fame.

HONORS

BUTKUS AWARD WINNERS

Isaiah Simmons 2019

BUTKUS AWARD FINALISTS

Levon Kirkland 1990
Ed McDaniel 1991
Keith Adams 2000
Dorian O'Daniel 2017
Tre Lamar 2018
Isaiah Simmons 2019

NAGURSKI TROPHY FINALISTS

Isaiah Simmons 2019

NATIONAL ROOKIES-OF-THE-YEAR

Anthony Simmons 1995

ALL-AMERICANS

Jeff Davis 1981
Johnny Rembert 1982
Levon Kirkland 1990,91
Ed McDaniel 1991
Anthony Simmons 1995-97
Keith Adams 1999,00
Leroy Hill 2004
Ben Boulware 2016
Dorian O'Daniel 2017
Tre Lamar 2018

Isaiah Simmons 2019

ACC PLAYERS-OF-THE-YEAR

Jeff Davis 1981

ACC DEFENSIVE PLAYERS-OF-THE-YEAR

Keith Adams 1999
Leroy Hill 2004
Ben Boulware 2016
Isaiah Simmons 2019

ALL-CONFERENCE PLAYERS

Vet Sitton 1903
Wyndie Wyndham 1950
Bill Hecht 1965
Butch Sursavage 1965,66
Jim Catoe 1967,68
Ronnie Ducworth 1967,68
Ivan Southerland 1969
Wayne Baker 1971
Larry Hefner 1971
Jonathan Brooks 1977,78
Randy Scott 1977,78
Bubba Brown 1978,79
Jeff Davis 1981
Andy Headen 1982
Johnny Rembert 1982
Edgar Pickett 1983

Henry Walls 1983

Terence Mack 1986
Jesse Hatcher 1988
Doug Brewster 1989,90
John Johnson 1989,90
Levon Kirkland 1989-91
Ed McDaniel 1990,91
Ashley Sheppard 1992
Tim Jones 1993,94
Wardell Rouse 1994
Anthony Simmons 1995-97
Rahim Abdullah 1998
Keith Adams 1999
Chad Carson 2000,01
Leroy Hill 2003,04
Stephone Anthony 2013,14
Spencer Shuey 2013
Ben Boulware 2015,16
B.J. Goodson 2015
Kendall Joseph 2017,18
Dorian O'Daniel 2017
Tre Lamar 2018
Isaiah Simmons 2019

ACC 50-YEAR SELECTIONS

Jeff Davis 1978-81
Anthony Simmons 1995-97

NFL PLAYERS

Rahim Abdullah 1999,00
Keith Adams 2001-07
Kevin Alexander 2010
Stephone Anthony 2015-19
Mike Barber 1995-99
Jonathan Brooks 1979-84
John Cagle 1968
O.J. Childress 1999,00
Vince Ciurciu 2002-09
Doug Cline 1960-66
Kavell Conner 2010-15
Billy Davis 1984
Jeff Davis 1982-87
Mike Dukes 1960-65
B.J. Goodson 2016-19
Rudy Hayes 1959-62
Andy Headen 1983-88
Larry Hefner 1972-75
Leroy Hill 2005-12
Bob Hudson 1951-61
Brandon Jamison 2005-07
John Johnson 1991-95
Levon Kirkland 1992-02
Tre Lamar 2019
John Leake 2005,06
Terence Mack 1987
Ed McDaniel 1992-01

Eldridge Milton 1987

Dorian O'Daniel 2018,19
Johnny Rembert 1983-88
Wardell Rouse 1995,96
Patrick Sapp 1996-99
Ashley Sheppard 1993-95
Anthony Simmons 1998-04
Wayne Simmons 1993-98
Darnell Stephens 1995,96
Tony Steward 2015
Henry Walls 1987
Anthony Waters 2007-10
Jonathan Willard 2013
Keith Williams 1987

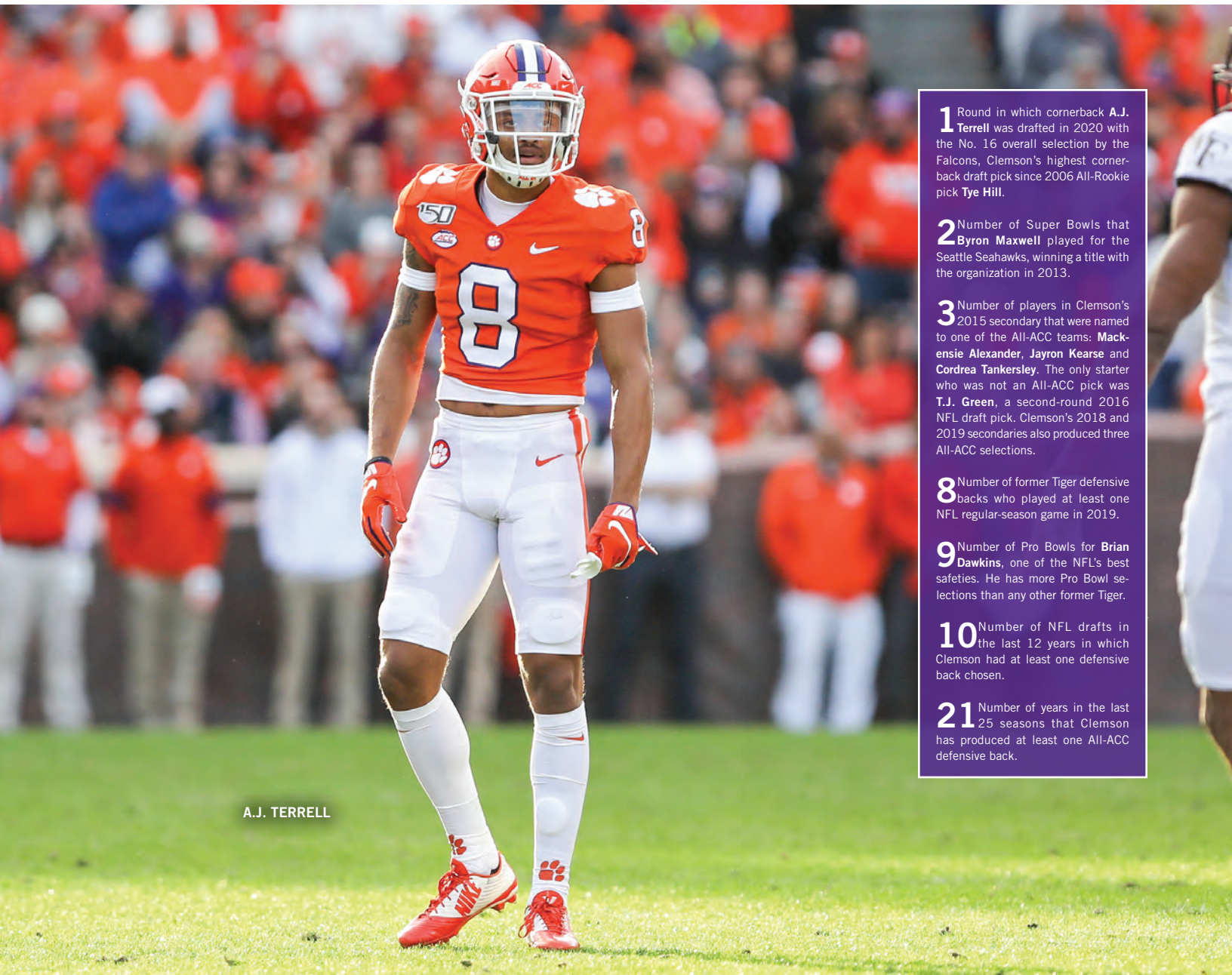
PRO BOWL PLAYERS

Johnny Rembert 1988,89
Levon Kirkland 1996,97
Ed McDaniel 1998

SUPER BOWL CHAMPIONS

Andy Headen, Giants 1986
Wayne Simmons, Packers 1996
Anthony Waters, Saints 2009
Dorian O'Daniel, Chiefs 2019

DEFENSIVE BACK TRADITION



A.J. TERRELL

1 Round in which cornerback **A.J. Terrell** was drafted in 2020 with the No. 16 overall selection by the Falcons, Clemson's highest cornerback draft pick since 2006 All-Rookie pick **Tye Hill**.

2 Number of Super Bowls that **Byron Maxwell** played for the Seattle Seahawks, winning a title with the organization in 2013.

3 Number of players in Clemson's 2015 secondary that were named to one of the All-ACC teams: **Mackensie Alexander**, **Jayron Kearse** and **Cordrea Tankersley**. The only starter who was not an All-ACC pick was **T.J. Green**, a second-round 2016 NFL draft pick. Clemson's 2018 and 2019 secondaries also produced three All-ACC selections.

8 Number of former Tiger defensive backs who played at least one NFL regular-season game in 2019.

9 Number of Pro Bowls for **Brian Dawkins**, one of the NFL's best safeties. He has more Pro Bowl selections than any other former Tiger.

10 Number of NFL drafts in the last 12 years in which Clemson had at least one defensive back chosen.

21 Number of years in the last 25 seasons that Clemson has produced at least one All-ACC defensive back.

HONORS

THORPE AWARD FINALISTS

Tye Hill 2005

ALL-AMERICANS

Bobby Gage 1948
 Jackie Calvert 1950
 Terry Kinard 1981,82
 Donnell Woolford 1987,88
 Brian Dawkins 1995
 Antwan Edwards 1998
 Robert Carswell 2000
 Brian Mance 2002
 Tye Hill 2005
 DeAndre McDaniel 2009,10
 Mackensie Alexander 2015
 Jayron Kearse 2015
 Cordrea Tankersley 2016
 Trayvon Mullen 2018
 Tanner Muse 2019

ALL-CONFERENCE PLAYERS

Bob Bailey 1937
 Shad Bryant 1939
 Fred Knoebel 1951

Wayne Page 1966
 Frank Liberatore 1967
 Don Kelley 1970
 Peanut Martin 1973
 Jim Ness 1974
 Steve Ryan 1977,78
 Rex Varn 1979
 Terry Kinard 1981,82
 Rod McSwain 1983
 Ronald Watson 1984
 Delton Hall 1986
 Donnell Woolford 1987,88
 James Lott 1988,89
 Dexter Davis 1989,90
 Robert O'Neal 1989,91,92
 Brian Dawkins 1993-95
 Andre Humphrey 1993
 Leomont Evans 1995
 Dexter McCleon 1996
 Antwan Edwards 1997,98
 Robert Carswell 1999,00
 Charles Hafley 2001
 Brian Mance 2002
 Justin Miller 2002,04

Tye Hill 2005
 Michael Hamlin 2007,08
 DeAndre McDaniel 2009,10
 Rashard Hall 2012
 Bashaud Breeland 2013
 Garry Peters 2014
 Mackensie Alexander 2015
 Jayron Kearse 2015
 Cordrea Tankersley 2015,16
 Jadar Johnson 2016
 Trayvon Mullen 2017,18
 Tanner Muse 2018,19
 A.J. Terrell 2018,19
 K'Von Wallace 2019

ACC 50-YEAR SELECTIONS

Terry Kinard 1979-82

NFL PLAYERS

Mackensie Alexander 2016-19
 Bashaud Breeland 2014-19
 Crezdon Butler 2010-16
 Robert Carswell 2001,02
 Chris Clemons 2009-15

Darrel Crutchfield 2001
 Kenny Danforth 1987
 Dexter Davis 1991-95
 Ty Davis 1985-87
 Brian Dawkins 1996-11
 Antwan Edwards 1999-05
 Leomont Evans 1996-99
 Mark Fields 2019
 Jamaal Fudge 2006-09
 Marcus Gilchrist 2011-19
 T.J. Green 2016-19
 Delton Hall 1987-93
 Michael Hamlin 2009,10
 Jerome Henderson 1991-98
 Tye Hill 2006-09
 Jayron Kearse 2016-19
 Terry Kinard 1983-90
 Al Latimer 1979-84
 Byron Maxwell 2011-17
 Dexter McCleon 1997-06
 Rod McSwain 1984-90
 Jonathan Meeks 2013-16
 Justin Miller 2005-09
 Trayvon Mullen 2019

Robert O'Neal 1993-96
 Coty Sensabaugh 2012-19
 Cordrea Tankersley 2017-19
 James Trapp 1993-03
 Charlie Waters 1970-81
 Perry Williams 1987
 Donnell Woolford 1989-97

PRO BOWL PLAYERS

Charlie Waters 1976-78
 Terry Kinard 1988
 Brian Dawkins 1999,01,02,04-06,08,09,11

SUPER BOWL CHAMPIONS

Terry Kinard, Giants 1986
 Charlie Waters, Cowboys 1971,77
 Dexter McCleon, Rams 1999
 James Trapp, Ravens 2000
 Byron Maxwell, Seahawks 2013
 Bashaud Breeland, Chiefs 2019

LETTERMEN

| A | | |
|---------------------------|----------|-----------------------------|
| Player | VL | Year(s) |
| Aaron, Jack | 3 | 1961,62,63 |
| Abdullah, Rahim | 3 | 1996,97,98 |
| * Abell, Frank | 2 | 1931,32 |
| Abney, Terrence | 1 | 1992 |
| Abrams, Jimmy | 2 | 1966,67 |
| Adams, Eddie | 1 | 2008 |
| * Adams, J.P. | 3 | 1914,15,16 |
| Abreu, Ed | 1 | 1978 |
| Adams, Dymon | 1 | 1998 |
| * Adams, Gaines | 4 | 2003,04,05,06 ^{cc} |
| Adams, Keith | 3 | 1998,99,00 |
| Adams, Spencer | 2 | 2009,10 |
| Adams, Rod | 1 | 1991 |
| Addison, Jimmy | 3 | 1965,66,67 ^{cc} |
| * Adkins, Gary | 4 | 1976,77,78,79 |
| Aiken, Martin | 3 | 2013,14,15 |
| Albergotti, Toby | 1 | 2002 |
| Alexander, Gary | 3 | 1973,74,75 |
| Alexander, Kevin | 4 | 2006,07,08,09 |
| Alexander, Mackensie | 2 | 2014,15 |
| Alford, Hugh | 1 | 1945 |
| * Alford, J.L. | 1 | 1916 |
| * Aliffi, Vic | 2 | 1961,63 |
| * Allen, Banks | 2 | 1906,07 |
| Allen, Davis | 1 | 2019 |
| Allen, Dwayne | 3 | 2009,10,11 |
| Allen, Michael | 4 | 1995,96,97,98 |
| Allen, Terry | 3 | 1987,88,89 |
| Allen, Thad | 4 | 1974,75,76,77 |
| Alley, Kendall | 3 | 1981,82,83 |
| * Allison, J.W. (Switzer) | 4 | 1917,18,19,20 |
| Altman, Ed | 2 | 1996,97 |
| Ammons, Billy | 3 | 1966,67,68 ^{cc} |
| Anchrum, Tremayne | 4 | 2016,17,18,19 ^{cc} |
| * Anderson, Ben | 3 | 1970,71,72 |
| Anderson, Jack | 3 | 1968,69,70 |
| * Anderson, Joe | 3 | 1960,61,62 |
| * Anderson, Randy | 3 | 1985,86,87 |
| Anderson, Sam | 3 | 1958,59,60 |
| Anderson, Tony | 3 | 1970,71,72 |
| Anderson, Willie | 3 | 1972,73,74 ^{cc} |
| Andreas, Karl | 3 | 1971,72,73 |
| Andreo, Ron | 3 | 1959,60,61 ^{cc} |
| Andrews, Daniel | 4 | 2008,09,10,11 |
| Ankuta, Neuf | 2 | 1954,55 |
| Anthony, Shaq | 2 | 2012,13 |
| Anthony, Stephone | 4 | 2011,12,13,14 ^{cc} |
| Anthony, Vernie | 2 | 1981,82 |
| Ard, Wendall | 2 | 1943,44 |
| Ardley, Alex | 3 | 1998,99,00 |
| Ariri, Obed | 4 | 1977,78,79,80 |
| * Armstrong, F.E. (Boo) | 3 | 1918,19,20 ^c |
| * Armstrong, Hoyt | 1 | 1921 |
| Armstrong, Junior | 1 | 1930 |
| Armstrong, Lon | 3 | 1959,60,61 |
| Arrington, Vandell | 3 | 1981,82,83 |
| * Arthur, Gary | 3 | 1966,67,68 |
| * Asbill, Henry | 3 | 1927,28,29 |
| Ashe, Terrance | 4 | 2007,08,09,10 |
| Austin, Cliff | 4 | 1978,80,81,82 |
| Austin, Javis | 2 | 1997,98 |
| * Austin, P.B. (Plowboy) | 2 | 1925,26 |
| Austin, Thomas | 4 | 2006,07,08,09 ^{cc} |
| * Avery, Wingo | 3 | 1953,54,55 ^{cc} |

| B | | |
|------------------------|----|-------------------------------|
| Player | VL | Year(s) |
| Baham, Curtis | 3 | 2003,04,05 |
| * Bailes, J.P. | 3 | 1919,20,21 |
| * Bailes, W.B. | 1 | 1922 |
| * Bailey, Bob | 3 | 1936,37,38 |
| Bailey, Greg | 1 | 1987 |
| Bailey, Matt | 4 | 1998,99,00,01 |
| Bailey, Rick | 3 | 1982,83,84 |
| Bak, Jeff | 4 | 1985,86,87,88 |
| Baker, Adrian | 2 | 2014,15 |
| Baker, Archie | 3 | 1950,51,52 |
| Baker, Bryan | 1 | 2007 |
| Baker, Carl | 1 | 1996 |
| * Baker, Wayne | 3 | 1969,70,71 |
| Baldwin, Bob | 1 | 1964 |
| * Baldwin, Mike | 1 | 1974 |
| Balles, Joe | 2 | 1961,63 |
| Banasiewicz, Brent | 3 | 1995,96,98 |
| * Banks, B.C. (Stumpy) | 5 | 1915,16,17,18,19 ^c |
| Banks, J.L. | 1 | 2019 |
| Barbary, Bill | 2 | 1955,57 |

| | | |
|----------------------------|----------|-----------------------------|
| Barber, Mike | 4 | 1991,92,93,94 |
| Barfield, Don | 3 | 1964,65,66 |
| Barnes, Daniel | 1 | 2010 |
| Barnes, Gary | 3 | 1959,60,61 |
| Barnes, Tavaris | 4 | 2011,12,13,14 |
| Barnette, Jimmy | 2 | 1968,69 |
| * Barnwell, T.G. | 1 | 1902 |
| Barry, Durrell | 4 | 2006,07,08,09 |
| Barter, Lynn | 2 | 1971,72 |
| * Bartlet, J.H. | 1 | 1917 |
| Bartley, Howard | 3 | 1996,97,98 |
| Barton, Paul | 1 | 1994 |
| * Barton, Tom | 3 | 1950,51,52 |
| Basich, Rick | 1 | 1980 |
| Basileo, Derek | 1 | 1997 |
| * Bates, Joe A. (Warhorse) | 3 | 1909,10,11 |
| * Bates, J. Mc | 1 | 1918 |
| Batson, Ben | 1 | 2019 |
| Battle, Isaiah | 3 | 2012,13,14 |
| Bauman, Charlie | 4 | 1977,78,79,80 |
| Beasley, David | 4 | 2011,12,13,14 |
| Beasley, Gene | 4 | 1985,86,87,88 |
| Beasley, Kenny | 1 | 1985 |
| Beasley, Vic | 4 | 2011,12,13,14 |
| Bell, Jimmy | 3 | 1962,63,64 ^{cc} |
| Bell, Randy | 1 | 1967 |
| Bell, Larry | 2 | 1969,70 |
| Bell, Shadell | 1 | 2017 |
| Bell, Wayne | 3 | 1964,65,66 |
| Bell, William | 1 | 1988 |
| Bellamy, Mike | 1 | 2011 |
| * Bellows, C.A. | 1 | 1900 |
| Belton, Mitch | 3 | 1988,89,90 |
| Bench, Elmer | 4 | 1994,95,96,97 |
| Bengel, Gordy | 3 | 1971,72,73 |
| Benish, Dan | 4 | 1979,80,81,82 |
| Bennett, Charles | 4 | 2002,03,04,05 ^{cc} |
| Bennett, Nathan | 4 | 2003,04,05,06 |
| Benton, Spencer | 4 | 2009,10,11,12 |
| Berlin, Steve | 3 | 1983,84,85 ^{cc} |
| Berry, Mike | 1 | 1989 |
| * Berry, Joe (Net) | 3 | 1934,35,36 ^c |
| Berryhill, Tony | 3 | 1979,80,81 |
| Bethea, Fitzhugh | 1 | 1983 |
| Bethea, Frank | 3 | 1973,74,75 |
| Bevelle, Kaleb | 1 | 2017 |
| Bevelle, Kelby | 1 | 2017 |
| Bever, Joe | 1 | 2002 |
| Beville, Scott | 3 | 1988,89,90 |
| Bianchi, Jordan | 1 | 2015 |
| Billie, Tramaine | 4 | 2003,04,05,07 |
| * Bissell, Paul L. | 3 | 1909,10,11 ^c |
| * Black, Carl | 3 | 1936,38,39 ^{cc} |
| * Black, Manuel | 3 | 1934,35,36 ^{cc} |
| Black, Nick | 3 | 2000,01,02 |
| Black, Tommy | 1 | 1961 |
| * Black, Wendall | 3 | 1959,60,61 |
| Blackwelder, Tim | 1 | 1975 |
| Blackwell, Joe | 2 | 1963,64 |
| * Blain, J.M. | 1 | 1896 |
| * Blakeney, Rock | 1 | 1930 |
| * Blalock, Joe | 3 | 1939,40,41 |
| Blanks, Travis | 3 | 2012,13,15 ^{cc} |
| Blanton, Bo | 2 | 1979,80 |
| * Blease, J.W. | 2 | 1898,00 |
| * Blessing, Jim | 2 | 1939,40 |
| * Blinsky, Nick | 1 | 1993 |
| Blunt, Rodney | 4 | 1990,91,92,93 |
| Bockhorst, Matt | 2 | 2018,19 |
| Bodine, Rob | 3 | 1989,90,91 ^{cc} |
| Bodrick, Altrov | 4 | 1998,99,00,02 |
| Bolin, Doug | 1 | 1991 |
| Bollinger, Rich | 1 | 1976 |
| Bolubasz, John | 3 | 1971,72,73 |
| Booth Jr., Andrew | 1 | 2019 |
| Boozer, Tom | 3 | 1972,73,74 |
| Bosler, Bob | 3 | 1970,71,72 |
| Bost, Ed | 3 | 1959,60,61 |
| Bostic, Jeff | 3 | 1977,78,79 |
| Bostic, Joe | 4 | 1975,76,77,78 |
| Boulware, Ben | 4 | 2013,14,15,16 ^{cc} |
| Bounds, David | 1 | 1981 |
| Bowen, Joe | 2 | 1953,55 |
| Bowers, Da'Quan | 3 | 2008,09,10 |
| Bowick, Ray | 1 | 1958 |
| Bowlan, Roland | 2 | 1973,74 |
| * Bowles, H. Julian | 3 | 1923,24,25 |
| * Bowles, M.G. (Monk) | 3 | 1929,30,31 |
| Bowman, Nick | 3 | 1979,80,81 |

| | | |
|------------------------|----------|-----------------------------|
| Boyd, Tajh | 4 | 2010,11,12,13 ^{cc} |
| Boyer, Shelton | 3 | 1983,84,85 |
| Boyette, Johnny | 3 | 1962,64,65 ^{cc} |
| * Boykin, Bolivar | 1 | 1909 |
| * Box, Carlton | 1 | 1984 |
| Bradford, Eric | 2 | 1995,96 |
| * Bradley, L.T. (Prep) | 1 | 1925 |
| * Brady, Kevin | 2 | 1984,85 |
| Branch, Andre | 4 | 2008,09,10,11 ^{cc} |
| * Brandon, T.B. | 3 | 1914,15,16 |
| Brantley, Craig | 3 | 1973,74,75 |
| Brantley, Derrick | 2 | 2001,02 |
| Branton, Joey | 3 | 1965,66,67 |
| Bratton, Bruce | 4 | 1988,89,90,91 |
| Bray, Cliff | 3 | 1976,77,78 |
| * Breedlove, Billy | 1 | 1956 |
| * Breedon, Joe | 1 | 1901 |
| Breeland, Bashaud | 3 | 2011,12,13 |
| Brevard, Darrell | 1 | 2013 |
| Brewer, Xavier | 4 | 2009,10,11,12 ^{cc} |
| Brewster, Doug | 4 | 1987,88,89,90 |
| Brice, Chase | 2 | 2018,19 |
| Brice, Jaquarius | 1 | 2016 |
| Brice, Michael | 1 | 1996 |
| Brickley, Glenn | 1 | 1985 |
| Brisacher, Art | 3 | 1971,72,73 |
| Brisendine, Rod | 1 | 1946 |
| * Bristol, W.H. | 3 | 1912,13,14 |
| * Britt, Ben | 3 | 1910,11,12 ^{cc} |
| * Britt, D.C. (Toots) | 2 | 1907,09 |
| * Britt, S.L. | 1 | 1910 |
| Broadwater, Crosby | 2 | 1986,87 |
| Brodie, Bunny | 2 | 1948,49 |
| * Brock, W.T. | 2 | 1896,97 ^c |
| Bromell, Lorenzo | 2 | 1996,97 |
| Brooks, Jonathan | 4 | 1975,76,77,78 |
| Brooks, Zac | 3 | 2012,13,15 |
| Broomfield, Donald | 4 | 1995,96,97,98 ^{cc} |
| Brown, Beau | 1 | 2015 |
| Brown, Dave | 1 | 1962 |
| * Brown, Gary | 4 | 1979,80,81,82 |
| * Brown, H.W. | 1 | 1916 |
| Brown, Jaron | 4 | 2009,10,11,12 ^{cc} |
| Brown, Jim | 1 | 2015 |
| Brown, Kantrell | 4 | 2008,09,10,11 |
| Brown, Ken | 4 | 1980,81,83,84 |
| Brown, Kourtnei | 4 | 2007,08,10,11 |
| Brown, Lester | 4 | 1976,77,78,79 |
| Brown, Lockie | 1 | 1981 |
| Brown, Marlon (Bubba) | 4 | 1976,77,78,79 ^{cc} |
| Brown, Mike | 3 | 1989,90,91 |
| Brown, Norris | 4 | 1989,90,91,92 |
| Brown, Ray | 4 | 1979,81,82,83 |
| Brown, Ricky | 3 | 1971,72,73 |
| Brown, Roy | 4 | 1980,81,82,83 |
| * Brown, Tom I. | 3 | 1933,34,35 |
| Brown, Will | 1 | 2019 |
| * Browne, G.H. (Skeet) | 1 | 1913 |
| Browning, Kyle | 3 | 2003,04,05 |
| Browning, Sebo | 1 | 1984 |
| Brumley, Lacy | 4 | 1974,75,76,77 |
| * Brunson, Jack | 3 | 1948,49,50 |
| Brunson, Lawrence | 2 | 1984,85 |
| * Bruorton, H.B. | 3 | 1954,55,56 |
| Bryant, Austin | 4 | 2015,16,17,18 |
| Bryant, Kelly | 3 | 2015,16,17 |
| * Bryant, Bill | 3 | 1935,36,37 |
| Bryant, Dwayne | 3 | 1990,91,92 |
| Bryant, Jeff | 4 | 1978,79,80,81 |
| * Bryant, Joe | 3 | 1950,51,52 |
| Bryant, Martavis | 3 | 2011,12,13 |
| * Bryant, Shad | 3 | 1937,38,39 |
| Bryant, Terry | 4 | 1997,98,99,00 |
| Buchholz, Mark | 2 | 2007,08 |
| Buckner, Brentfon | 4 | 1990,91,92,93 |
| Buckner, Mike | 3 | 1971,72,73 ^{cc} |
| Buford, William | 1 | 1992 |
| Bukowsky, Dick | 3 | 1969,70,71 |
| Bullard, Wilbur | 1 | 1983 |
| Bulman, Matt | 1 | 1994 |
| Bundren, Jim | 4 | 1994,95,96,97 |
| Bunton, Donnie | 3 | 1955,56,57 |
| Bunton, Ted | 3 | 1962,63,64 ^c |
| Burbrick, Bruce | 1 | 1967 |
| Burgess, Robert | 2 | 1973,74 |
| Burgner, Grady | 3 | 1967,68,69 |
| Burley, Rion | 1 | 1993 |
| * Burnett, George | 3 | 1966,67,68 |
| Burnette, Derek | 2 | 1992,93 |

| | | |
|-------------------|---|-------------------------|
| Burnette, Kevin | 1 | 2003 |
| Burrell, T.J. | 2 | 2013,14 |
| * Burton, C.C. | 2 | 1921,22 |
| Burton, Dave | 1 | 1965 |
| Burton, Richard | 1 | 1984 |
| Buscher, L.E. | 2 | 1934,36 |
| Bush, Jack | 3 | 1955,56,57 |
| Bush, Jovon | 4 | 1998,99,00,01 |
| * Bussey, Charlie | 3 | 1954,55,56 ^c |
| Bussie, Arthur | 2 | 1990,91 |
| Bustle, Rickey | 3 | 1974,75,76 |
| Butcher, Brian | 3 | 1980,81,82 |
| * Butler, Butch | 4 | 1941,42,43,45 |
| Butler, Cezdron | 4 | 2006,07,08,09 |
| Butler, Jerry | 3 | 1976,77,78 |
| Butler, Matt | 4 | 1995,96,97,98 |
| Butler, Richard | 3 | 1982,83,84 |
| Buttermore, Curt | 3 | 1972,73,74 |
| Butz, Sam | 1 | 1945 |
| * Byers, Monty | 1 | 1942 |
| Byers, Roderick | 4 | 2012,13,14,15 |
| * Byrd, Gary | 3 | 1950,51,52 |
| Byrd, Gary | 4 | 1999,00,01,02 |

| C | | |
|--------------------------|----------|--|
| Player | VL | Year(s) |
| * Cagle, Bully | 3 | 1940,41,42 |
| Cagle, John | 3 | 1966,67,68 |
| Cagle, Mavis | 4 | 1944,45,46,47 |
| Cain, Deon | 3 | 2015,16,17 |
| Cain, Harold | 3 | 1974,75,76 |
| Cain, Jack | 3 | 1978,79,80 |
| Cain, Sammy | 3 | 1967,68,69 |
| Caldwell, Charlie | 2 | 1969,70 |
| Caldwell, Mark | 1 | 1980 |
| Calhoun, Darren | 4 | 1990,91,92,93 |
| Callahan, Sonny | 1 | 1971 |
| Callicutt, Ken | 4 | 1973,74,75,77 |
| Calvert, Forrest | 2 | 1950,53 |
| * Calvert, Jackie | 3 | 1948,49,50 |
| * Calvert, Jim | 2 | 1949,50 |
| * Cameron, DeChane | 3 | 1989,90,91 ^{cc} |
| * Camp, Bill | 1 | 1904 |
| Campbell, Blake | 1 | 1988 |
| Campbell, Jeremy | 4 | 2006,07,08,09 |
| Candler, Steedley | 1 | 1967 |
| * Cann, George | 2 | 1920,21 |
| Cannon, Brandon | 3 | 2003,05,06 |
| * Cannon, C.L. | 1 | 1907 |
| * Cannon, W.M. | 1 | 1915 |
| Caplan, Stu | 2 | 1964,65 |
| Capote, Christian | 3 | 2005,06,07 |
| Caputo, Paul | 3 | 1990,91,92 |
| Carey, Chris | 1 | 2006 |
| Carman, Jackson | 2 | 2018,19 |
| Carothers, Rocky | 3 | 1948,49,50 |
| Carr, Brian | 1 | 2003 |
| Carr, Michael | 1 | 1989 |
| Carson, Chad | 4 | 1998,99,00 ^{cc} ,01 ^{cc} |
| * Carson, Gene | 2 | 1948,49 |
| * Carson, Jules L. (Doc) | 4 | 1910,11,12,13 |
| Carson, Lynn | 2 | 1973,75 |
| Carswell, Robert | 4 | 1997,98,99,00 |
| Carter, Andre | 4 | 1993,94,95,96 |
| * Carter, Bert | 1 | 1906 |
| Carter, Henry | 4 | 1984,86,87,88 |
| Carter, Oscar | 2 | 1969,70 |
| Carter, Ryan | 4 | 2014,15,16,17 ^{cc} |
| Case, Johnny | 3 | 1961,62,63 |
| Cassady, Sonny | 3 | 1968,69,70 |
| Cassidy, Richard | 1 | 1992 |
| Catanzaro, Chandler | 4 | 2010,11,12,13 |
| * Cathcart, Joe | 1 | 1933 |
| Catoo, Jimmy | 3 | 1966,67,68 ^c |
| Caulbe, Charlie | 1 | 1969 |
| * Caughtman, F. Porter | 1 | 1907 |
| * Caughtman, Kenny | 3 | 1911,12,13 |
| Cervenka, Gage | 4 | 2016,17,18,19 ^{cc} |
| Chalk, J.C. | 3 | 2017,18,19 |
| Chamberlain, Force | 3 | 1970,71,72 |
| Chambers, Sadat | 4 | 2006,07,08,09 |
| Chancellor, Chris | 4 | 2006,07,08,09 ^{cc} |
| Chancellor, Demerick | 1 | 2006 |
| Chandler, Tommy | 1 | 1949 |
| Charpia, Bo</ | | |

LETTERMEN

| | | |
|---------------------------|----------|-----------------------------|
| Chappell, James | 3 | 1995,96,97 |
| Charleston, Joseph | 1 | 2019 |
| *Charleston, Pat | 3 | 1983,84,85 |
| Chase, T.J. | 3 | 2017,18,19 |
| Chason, Cole | 4 | 2003,04,05,06 |
| Chatlin, Rabbit | 3 | 1957,58,59 |
| Chavis, Miguel | 4 | 2007,08,09,10 |
| Chavous, Raymond | 4 | 1985,86,87,88 |
| Cheatham, Andy | 3 | 1982,83,84 |
| Cheek, Randy | 2 | 1980,81 |
| Chester, Jermyn | 3 | 2000,01,02 |
| Childers, Stan | 1 | 1971 |
| Childers, Tim | 3 | 1981,82,83 |
| Childers, Tracy | 2 | 1962,63 ^c |
| Childers, Wilson | 3 | 1965,66,67 |
| Childress, Gary | 4 | 1997,98,99,00 |
| *Childress, John | 3 | 1948,49,50 |
| Childress, O.J. | 4 | 1995,96,97,98 |
| *Chiple, Bill | 2 | 1940,41 |
| Choice, Adam | 4 | 2014,16,17,18 ^{cc} |
| *Chovan, Phil | 1 | 1938 |
| *Chreitberg, C.K. | 1 | 1898 |
| *Chreitberg, A.M. | 1 | 1896 |
| Christian, Quandon | 4 | 2010,11,12,13 ^{cc} |
| *Chuy, Don | 2 | 1961,62 |
| Ciniero, Geoff | 2 | 1985,86 |
| Ciurciu, Vince | 2 | 1998,99 |
| Clamp, John | 1 | 1991 |
| *Clanton, Ray | 4 | 1945,46,47,48 |
| *Clardy, Warren | 1 | 1904 |
| Clark, Brian | 3 | 1979,80,81 |
| *Clark, Chip | 3 | 1942,45,46 ^c |
| Clark, Donnell | 4 | 2003,04,05,06 |
| *Clark, Dwight | 4 | 1975,76,77,78 |
| *Clark, W.C. | 2 | 1906,07 |
| Clay, Antonio | 3 | 2005,06,07 |
| Clayton, David | 1 | 1984 |
| Clear, Brandon | 3 | 2008,09,10 |
| Clear, Byron | 2 | 2008,09 |
| Clemons, Chris | 4 | 2005,06,07,08 |
| Cleveland, Olin | 2 | 1945,46 |
| Clifford, Chris | 2 | 1975,76 |
| Clifford, Mark | 1 | 1979 |
| *Cline, Doug | 3 | 1957,58,59 |
| Cloy, Mason | 4 | 2008,09,10,11 |
| Cobb, Joe | 1 | 1989 |
| Cobb, Maret | 3 | 1972,73,74 |
| *Cochran, J.T. (Boots) | 3 | 1908,09,10 |
| Cockerill, William | 1 | 2015 |
| Cockfield, Barry | 1 | 1966 |
| Coffey, Bob | 2 | 1974,75 |
| *Cogburn, H.L. | 1 | 1903 |
| *Colbert, W.C. (Pinky) | 3 | 1919,20,21 |
| Coleman, Bob | 3 | 1959,60,61 |
| *Coleman, Dan | 3 | 1937,38,40 |
| Coleman, Duane | 4 | 2003,04,05,06 |
| Coleman, Eric | 4 | 2001,02,03,04 ^{cc} |
| *Coleman, Jim | 3 | 1954,55,56 |
| *Coles, Marion (Pony) | 3 | 1910,11,12 |
| *Coles, Stick | 3 | 1906,07,08 ^c |
| Coley, James | 4 | 1985,86,87,88 |
| Collins, Jason | 3 | 1994,95,97 |
| *Collins, Joe | 1 | 1928 |
| Collins, Michael | 2 | 2003,04 |
| Compton, Gary | 2 | 1958,59 |
| Cone, Fred | 3 | 1948,49,50 ^c |
| *Connelly, Bill | 2 | 1909,10 |
| Conner, Kavell | 4 | 2006,07,08,09 ^{cc} |
| *Cook, Pete | 3 | 1950,51,52 |
| *Cooper, Gary | 4 | 1986,87,88,89 |
| Cooper, Jay | 3 | 1964,65,66 |
| Cooper, Richard | 2 | 1963,64 |
| Cooper, Sam | 4 | 2011,12,13,14 ^{cc} |
| Cooper, Scotty | 3 | 2007,08,09 |
| Cooper, Zerrick | 1 | 2017 |
| Cordileone, Lou | 3 | 1957,58,59 |
| *Cornell, Mike | 3 | 1973,74,75 |
| Costa, Drew | 1 | 2017 |
| Cote, Kyle | 3 | 2016,17,18 |
| Cote, Peter | 1 | 2019 |
| Coursey, Tom | 1 | 1949 |
| *Cox, Carol | 4 | 1945,47,48,49 |
| *Cox, Cary | 2 | 1946,47 ^c |
| Cox, Ed | 1 | 1949 |
| *Cox, Jack | 2 | 1948,49 |
| *Cox, M.E. | 2 | 1914,15 |
| *Cox Jr., Walter | 2 | 1938,39 |
| Cox, Walter III | 3 | 1961,62,63 |
| *Cox, Wyatt | 2 | 1957,58 |

| | | |
|-----------------------|---|-----------------------------|
| Craig, Arthur | 3 | 1965,55,67 |
| Craig, Bob | 3 | 1966,68,69 |
| Craig, Joe | 1 | 2011 |
| *Craig, Johnson | 2 | 1931,32 |
| *Craig, Marion (Hawk) | 3 | 1940,41,42 ^{cc} |
| Crain, Pat | 3 | 1962,63,64 |
| Crain, Willis | 1 | 1954 |
| Crawford, Barclay | 3 | 1950,51,52 |
| Crawford, Corey | 4 | 2011,12,13,14 |
| Crawford, Craig | 2 | 1983,84 |
| Crawford, Eddie | 1 | 1974 |
| Creed, Steve | 1 | 2003 |
| Crite, Brendon | 3 | 1980,81,82 |
| Crolley, Ronnie | 3 | 1959,60,61 |
| Crooks, Kenya | 3 | 1994,95,96 |
| Cropp, Willie | 2 | 1966,68 |
| Crosby, Roscoe | 1 | 2001 |
| Cross, Marvin | 3 | 1992,93,94 |
| *Crout, Sammy | 2 | 1958,59 |
| Crowder, Tyrone | 4 | 2014,15,16,17 ^{cc} |
| *Croxton, Bill | 3 | 1933,34,35 |
| Cruce, Jeff | 2 | 1983,84 |
| Crutchfield, Darrel | 4 | 1997,98,99,00 |
| *Cumbie, Alton | 2 | 1944,45 |
| Cumbie, Jamie | 3 | 2006,07,09 |
| *Cunningham, Bennie | 3 | 1973,74,75 ^{cc} |
| Cunningham, James | 1 | 1975 |
| *Cummings, Pony | 3 | 1932,33,34 |
| Currie, Airese | 4 | 2001,02,03,04 ^{cc} |
| Currie, Rudy | 3 | 1995,96,97 |
| Curry, Carlos | 4 | 1992,93,94,95 |
| Curtis, Ralph | 1 | 1946 |
| Curtis, Rodney | 1 | 1985 |
| *Cuttino, H.B. (Hop) | 2 | 1925,26 |
| Cyrgalis, Pat | 1 | 1999 |

| D | | |
|-----------------------|----------|-----------------------------|
| Player | VL | Year(s) |
| Daigneault, Doug | 2 | 1958,59 |
| *Dailey, B.T. | 1 | 1915 |
| Daniel, Ralph | 3 | 1969,70,71 |
| Danforth, Kenny | 3 | 1983,84,85 |
| Dantzier, Ellis | 3 | 1963,64,65 |
| Dantzier, Woodrow | 4 | 1998,99,00,01 ^{cc} |
| Davidson, C.J. | 3 | 2013,14,15 |
| *Davidson, L.S. | 2 | 1925,26 |
| Davis, Billy | 4 | 1980,81,82,83 |
| Davis, Chip | 4 | 1986,87,88,89 |
| Davis, Cortez | 1 | 2012 |
| Davis, David | 4 | 1988,89,90,91 |
| Davis, Dexter | 3 | 1988,89,90 |
| *Davis, Fotsie | 3 | 1930,31,32 |
| *Davis, Guy | 3 | 1926,27,28 |
| Davis, Hal | 3 | 1962,63,64 |
| Davis, Heide | 3 | 1970,71,72 |
| Davis, J.D. | 4 | 2015,16,17,18 |
| Davis, James | 4 | 2005,06,07,08 ^{cc} |
| Davis, Jason | 4 | 1990,91,92,93 |
| Davis, Jeff | 4 | 1978,79,80,81 ^{cc} |
| Davis, Jerry | 2 | 1972,73 |
| Davis, Jud | 4 | 1944,45,47,48 |
| Davis, Judah | 4 | 2015,16,17,18 |
| Davis, Kalon | 4 | 2011,12,13,14 |
| Davis, Orlando | 1 | 1995 |
| *Davis, St. Clair | 1 | 1928 |
| Davis, Ty | 3 | 1982,83,84 |
| Davis, Tyler | 1 | 2019 |
| Davisson, Kyle | 1 | 2008 |
| Dawkins, Brian | 4 | 1992,93,94,95 |
| Dawkins Jr., Brian | 1 | 2019 |
| Dawson, Eric | 1 | 1985 |
| Day, Dean | 1 | 1981 |
| Dean, Jad | 4 | 2003,04,05,06 |
| *Deanhardt, Luke | 4 | 1946,47,48,49 |
| Deanhardt Jr., Luke | 1 | 1971 |
| DeBardelaben, Bob | 2 | 1958,59 |
| DeBeer, Tim | 4 | 2003,04,05,06 |
| Decock, Bruce | 3 | 1971,72,73 |
| *DeCosta, E.J. (Beef) | 2 | 1901,02 |
| *Deitz, Frank | 2 | 1939,40 |
| *DeLoach, Billy | 1 | 1949 |
| Deluliis, Frank | 4 | 1985,86,87,88 |
| Delusme, Ronny | 3 | 2001,02,03 |
| Demaras, Steven | 1 | 2011 |
| Demery, Pete | 1 | 1981 |
| Demps, Reggie | 2 | 1989,90 |
| DePew, Bill | 2 | 1968,69 |
| DePrimio, Nick | 1 | 2003 |
| *Derrick, O.L. (Puss) | 3 | 1903,05 ^c ,06 |

| | | |
|-------------------------|----------|-----------------------------|
| Derriso, Steve | 4 | 1990,91,92,93 |
| DeSimone, Dick | 3 | 1954,56,57 |
| DeStefano, Patrick | 1 | 2013 |
| DeSue, Tony | 4 | 1993,94,95,96 |
| Devane, William | 4 | 1980,81,82,83 |
| Dial, Alex | 1 | 1992 |
| *Dickson, Laury | 1 | 1905 |
| Dieckmann, Phillip | 1 | 2004 |
| Diehl, Chad | 4 | 2008,09,10,11 ^{cc} |
| Diggs, Bubba | 4 | 1978,79,81,82 |
| *Dillard, Bill | 3 | 1932,33,34 |
| DiMucci, Dan | 3 | 1949,50,51 |
| Dingle, Adrian | 4 | 1995,96,97,98 |
| Diomande, Andrew | 1 | 2006 |
| Dixon, Bruce | 1 | 1989 |
| Dixon, Lyn-J | 2 | 2018,19 |
| Dixon, Terrance | 1 | 1992 |
| Dodd, Kevin | 3 | 2012,14,15 |
| Dolce, Chris | 2 | 1978,79 |
| Donaldson, Richard | 3 | 1982,83,84 |
| Donnelly, Carson | 1 | 2019 |
| Dorn, Jim | 3 | 1969,70,71 |
| *Dotterer, E.G. (Gilly) | 2 | 1922,23 |
| Dothorow, Fudge | 1 | 1962 |
| *Douthit, Claude (Pug) | 4 | 1898,99,00,01 ^c |
| Downer, Cole | 2 | 2004,05 |
| Downs, Anthony | 2 | 1994,95 |
| *Dozier, Ted | 3 | 1931,32,33 |
| *Drag, Mark | 4 | 1985,86,87,88 |
| Driver, Stacey | 4 | 1982,83,84,85 |
| *Duckett, Graves | 1 | 1916 |
| *Duckworth, J.E. | 3 | 1898,99,00 |
| Ducworth, C.H. | 1 | 1974 |
| Ducworth, George | 3 | 1968,69,70 |
| Ducworth, Ronnie | 3 | 1966,67,68 ^{cc} |
| Ducworth, Thomas | 1 | 1973 |
| Dukes, Marion | 4 | 2003,04,05,06 |
| Dukes, Michel | 1 | 2019 |
| *Dukes, Mike | 3 | 1956,57,58 |
| Duley, Tom | 1 | 1965 |
| Dumas, Charlie | 3 | 1962,63,64 |
| Duncan, John | 1 | 1984 |
| Dunhan, David | 4 | 2002,03,04,05 |
| *Dunlap, Tom | 2 | 1919,20 |
| Dunn, Adrien | 3 | 2014,15,16 |
| Dunn, K.D. | 4 | 1981,82,83,84 |
| Dunnican, Kelton | 3 | 1994,95,96 |
| *Durham, Steve | 4 | 1977,78,79,80 |
| *Dye, Tyshon | 3 | 2014,15,16 |
| Dye, Xavier | 4 | 2007,08,09,10 |
| Dyer, Clint | 3 | 1945,46,48 |
| *Dyess, Jimmie | 1 | 1929 |

| E | | |
|-----------------------|----------|-----------------------------|
| Player | VL | Year(s) |
| Earle, James | 4 | 1984,85,86,87 |
| *Earle, J.C. | 1 | 1900 |
| Early, John | 1 | 2008 |
| Eason, Nick | 4 | 1999,00,01,02 ^{cc} |
| Easton, Lance | 2 | 1991,92 |
| Eaves, Robin | 1 | 1990 |
| Eberhart, Terry | 1 | 1958 |
| Edwards, Antwan | 4 | 1995,96,97,98 |
| Edwards, Jacob | 1 | 2019 |
| Edwards, James | 1 | 2019 |
| Edmond, Marcus | 3 | 2015,16,17 |
| Eidson, Wesley | 2 | 1967,68 |
| Eley, Thomas | 1 | 1975 |
| Ellenburg, Charlie | 2 | 1966,67 |
| Ellington, Andre | 4 | 2009,10,11,12 ^{cc} |
| Elliott, Tony | 4 | 2000,01,02,03 ^{cc} |
| Ellis, David | 2 | 1999,00 |
| Ellis, Joe | 3 | 1981,83,84 |
| Ellis, Wesley | 3 | 1996,97,98 |
| *Ellison, Gil | 2 | 1904,05 |
| Elvington, B.B. | 3 | 1968,69,70 ^{cc} |
| *Emanuel, Emmett | 3 | 1920,21,22 ^c |
| *Emerson, Jack | 1 | 1947 |
| Engel, Karl | 1 | 1962 |
| English, Tom | 1 | 1968 |
| Enzor, Scott | 2 | 1985,86 |
| Eppes, Roy | 2 | 1976,77 |
| Eppley, Mike | 3 | 1982,83,84 ^{cc} |
| *Epps, M.H. (Pepper) | 1 | 1910 |
| Esgro, Greg | 1 | 1984 |
| *Eskew, H.L. (Bud) | 3 | 1925,26,27 ^c |
| Estes, David | 2 | 2015,16 |
| Ethridge, Brooks | 1 | 1970 |
| Ethridge, Don | 3 | 1969,70,71 |

| | | |
|------------------------|----------|-------------------|
| Etienne, Travis | 3 | 2017,18,19 |
| Etta-Tawo, Etta | 1 | 2006 |
| Evans, Charlie | 1 | 1962 |
| Evans, David | 3 | 1997,98,99 |
| Evans, Leomont | 4 | 1992,93,94,95 |
| Eyler, Rick | 2 | 1968,70 |
| *Ezell, J.F. (Sam) | 2 | 1909,10 |
| *Ezell, R.B. (Doc) | 1 | 1912 |

| F | | |
|--------------------------|----------|--|
| Player | VL | Year(s) |
| Fabers, Leon | 2 | 1972,73 |
| Facciolo, Mike | 3 | 1964,65,66 ^c |
| Faerber, Nelson | 3 | 2006,07,08 |
| Fajgenbaum, Phillip | 4 | 2010,11,12,13 |
| Falcinelli, Justin | 4 | 2015,16,17,18 |
| Farnham, Dave | 3 | 1969,70,71 |
| Farr, James | 4 | 1980,81,82,83 ^{cc} |
| Feaster, Rodney | 4 | 1999,00,01,02 |
| Feaster, Tavien | 3 | 2016,17,18 |
| Fellers, Mark | 3 | 1972,73,74 ^{cc} |
| *Fellers, Stan | 3 | 1932,33,34 |
| Ferrell, Clein | 3 | 2016,17,18 ^{cc} |
| Few, Bill | 3 | 1955,56,57 |
| *Fewell, J.A. (Jake) | 2 | 1924,25 |
| Fewster, Butch | 3 | 1990,91,92 |
| Fields, Mark | 4 | 2015,16,17,18 |
| Fields, Stacy | 4 | 1987,88,89,90 ^{cc} |
| *Finklea, Gary | 3 | 1923,24,25 ^c |
| *Finley, States Right G. | 2 | 1916,17 |
| Fisher, Brad | 3 | 1979,80,81 |
| Fitzpatrick, Pat | 1 | 1978 |
| Flagler, Terrence | 4 | 1982,84,85,86 ^{cc} |
| *Flathman, Gene | 1 | 1936 |
| *Fleming, F | 2 | 1907,08 |
| *Fleming, J.M. (Fatty) | 1 | 1925 |
| *Fleming, Vic | 2 | 1930,31 |
| *Fleming, W.H. | 2 | 1929,30 |
| Flesch, Jeb | 4 | 1988,89,90,91 |
| Fletcher, Rodney | 2 | 1988,89 |
| Flowers, Bradley | 1 | 2007 |
| Flowers, Kenny | 4 | 1983,84,85,86 |
| *Floyd, George | 2 | 1939,40 |
| *Floyd, Joe | 1 | 1993 |
| Fogle, Lou | 3 | 1961,62,63 |
| *Folger, Mac | 3 | 1934,35,36 |
| Forbush, Matt | 1 | 2005 |
| Forbush, Wes | 1 | 2013 |
| Ford, Andy | 4 | 1993,94,95,96 |
| Ford, Brandon | 4 | 2009,10,11,12 |
| Ford, Jacoby | 4 | 2006,07,08,09 |
| Ford, Peter | 4 | 1993,94,95,96 |
| *Fordham, Red | 2 | 1930,31 ^c |
| Forney, Warren | 4 | 1991,92,94,95 |
| Foster, Jon | 1 | 1988 |
| Foster, Justin | 3 | 2017,18,19 |
| *Forsythe, J.A. (PeeWee) | 3 | 1901,02,03 |
| *Forsythe, W.C. | 4 | 1898,99,00,01 |
| Fortner, Jeff | 2 | 1991,92 |
| Fountain, Maurice | 4 | 2001,02,03,04 |
| Fox, Angelo | 2 | 1987,88 |
| Fox, DoMarco | 4 | 1996,97,98,99 |
| Francis, Touré | 3 | 2000,01,03 |
| Franklin, Chris | 2 | 1993,94 |
| *Franklin, Harry | 2 | 1941,42 |
| Freeman, Dalton | 4 | 2009,10,11,12 ^{cc} |
| *Freeman, Eddis | 4 | 1943,44,45,46 |
| *Frew, W.L. (Red) | 1 | 1918 |
| Frierson, Bob | 1 | 1982 |
| *Fritts, George | 3 | 1939,40,41 |
| Fruhorgren, Jake | 2 | 2015,16 |
| Fry, Dustin | 4 | 2003,04,05,06 |
| Fry, Roman | 4 | 2003,04,05,06 |
| Fudge, Jamaal | 4 | 2002,03,04,05 ^{cc} |
| *Fuller, C.J. | 3 | 2015,16,17 |
| Fuller, Steve | 4 | 1975,76,77 ^{cc} ,78 ^{cc} |
| Fulmer, John | 3 | 1967,68,69 |
| Fulmer, Zach | 1 | 2013 |
| Funderburk, Mike | 1 | 1968 |
| Furr, Stephen | 3 | 2002,04,05 |
| *Furtick, Fritz | 4 | 1903,04,05,06 ^c |

LETTERMEN

| | | |
|---------------------------|----------|----------------------------|
| Gaither, Darius | 1 | 2007 |
| Gallman, Wayne | 3 | 2014,15,16 |
| Galloway, Braden | 2 | 2018,19 |
| Galloway, G.G. | 4 | 1972,73,74,75 |
| Galuska, Pete | 3 | 1969,70,71 |
| Gamble, Jason | 2 | 1997,98 |
| * Gandy, A.P. (Hop) | 4 | 1909,11,12,13 ^c |
| * Gantt, W.A. | 1 | 1905 |
| * Gantt, Jonnie | 1 | 1902 |
| Gardner, Joel | 2 | 2000,01 |
| Gardner, Rod | 4 | 1997,98,99,00 ^c |
| Gardocki, Chris | 3 | 1988,89,90 |
| * Garick, Richard | 3 | 1966,67,68 |
| * Garrison, Bill | 2 | 1902,03 |
| * Garrison, C.C. | 1 | 1923 |
| Garrison, Gene | 1 | 1953 |
| * Gaskin, Dreher | 3 | 1950,51,53 ^c |
| Gasque, Mike | 2 | 1980,81 |
| * Gassaway, Jim | 2 | 1928,29 |
| * Gaston, Clark | 3 | 1961,62,63 |
| * Gaston, R.T. | 3 | 1905,06,07 |
| Geathers, Eddie | 3 | 1978,79,80 |
| * Gee, C.F. (Little Mutt) | 3 | 1912,13,14 |
| * Gee, J.G. (Mutt) | 4 | 1914,15,16,17 |
| Gehret, Guy | 3 | 1972,73,74 |
| Gemas, Kevin | 2 | 1983,84 |
| Gennerich, Gary | 3 | 1970,71,72 |
| * Gentry, Charlie | 3 | 1896,97,98 |
| * Gentry, Frank | 3 | 1950,51,52 |
| Geohaghan, Ronald | 1 | 2013 |
| * George, A.P. | 2 | 1899,00 |
| * George, Buck | 4 | 1951,52,53,54 ^c |
| Gerald, Henry | 1 | 1965 |
| Gerrald, Steve | 1 | 1988 |
| Geter, Eric | 4 | 1989,90,91,92 |
| * Gettys, E.F. (Red) | 4 | 1918,19,20,21 |
| Gibbs, Steve | 4 | 1974,76,77,78 |
| Gibson, Cameron | 1 | 1988 |
| Gibson, Ford | 2 | 1972,75 |
| Gibson, Jefferie | 1 | 2015 |
| * Gibson, Tyrone | 3 | 1989,91,92 |
| Giella, Zach | 3 | 2016,17,18 |
| Gilchrist, Marcus | 4 | 2007,08,09,10 ^c |
| * Gillespie, Bill | 1 | 1943 |

| | | |
|-------------------------|----------|----------------------------|
| * Gillespie, Dick | 2 | 1948,50 |
| * Gillespie, Frank | 3 | 1946,47,48 |
| Gillespie, Nathan | 3 | 2000,01,02 |
| Gilliam, Sergio | 4 | 2003,04,05,06 |
| * Gilmer, Grover G. | 4 | 1917,19,20,21 |
| * Gilmer, Frank | 3 | 1908,09,10 |
| Gilstrap, Clay | 2 | 1986,87 |
| Gilstrap, Earl | 2 | 1970,71 |
| Gilstrap, Rick | 3 | 1969,70,71 |
| * Glaze, Coleman | 3 | 1960,61,62 |
| Glenn, Ed | 2 | 1993,94 |
| Glenn, Joe | 4 | 1979,80,81,82 |
| Gobble, Robert | 1 | 1958 |
| Godfrey, Pat | 2 | 2017,18 |
| Godfrey, Steve | 2 | 1976,77 ^c |
| Goehring, Jim | 2 | 1976,77 |
| Goff, Johnnie Mac | 1 | 1968 |
| Goggins, Harold | 4 | 1975,76,77,78 |
| * Goins, Gus | 3 | 1936,37,38 |
| Goldberg, Bob | 2 | 1977,78 |
| Goode, Alex | 1 | 2014 |
| Goodine, Duane | 1 | 2000 |
| * Gooding, R.F. (Fatty) | 1 | 1904 |
| Goodloe, John | 1 | 1977 |
| Goodman, Malliciah | 4 | 2009,10,11,12 |
| Goodnature, Brennan | 1 | 2015 |
| Goodrich, Mario | 2 | 2018,19 |
| Goodson, B.J. | 4 | 2012,13,14,15 ^c |
| Goodson, Robert | 1 | 1996 |
| Goudelock, David | 2 | 1990,91 |
| Gordon, Chuck | 1 | 1976 |
| Gore, Buddy | 3 | 1966,67,68 |
| Gore, Joe | 4 | 2012,13,14,15 |
| Goss, Dennis | 2 | 1971,72 |
| Graham, Bernie | 2 | 1950,51 |
| * Graham, George | 1 | 1944 |
| Granger, Ty | 4 | 1985,86,87,88 |
| Grant, Jamarcus | 3 | 2006,07,08,09 |
| Grant, Kelvin | 2 | 2003,04 |
| Gravely, Mike | 1 | 1974 |
| * Gray, Bill | 1 | 1911 |
| Gray, Ricky | 1 | 1980 |
| Grdijan, John | 3 | 1955,56,57 ^c |
| * Green, Harry | 2 | 1901,02 |

| | | |
|-----------------------|---|----------------------------|
| Green, Mervin | 1 | 1988 |
| Green, Noah | 2 | 2016,18 |
| Green, T.J. | 3 | 2013,14,15 |
| Green, Zach | 2 | 2004,06 |
| Greenawalt, Stan | 1 | 1973 |
| Greene, Adrian | 2 | 1996,97 |
| Greene, Earle | 2 | 1955,56 |
| Greene, Gerry | 1 | 1991 |
| * Greene, Johnny | 1 | 1955 |
| Greene, Nealon | 4 | 1994,95,96,97 |
| Greenlee, D.J. | 3 | 2015,16,17 |
| * Gresham, Metz | 1 | 1929 |
| * Gressette, Larry | 3 | 1951,52,53 |
| * Gressette, Nathan | 3 | 1951,52,53 ^c |
| Grier, Marrio | 2 | 1992,93 |
| Griffin, Steve | 4 | 1982,84,85,86 |
| Griffith, Frank | 2 | 1954,55 |
| * Grigsby, Billy Luke | 3 | 1948,49,50 |
| Grimes, Tyler | 3 | 1986,87,88 |
| Grisham, Tyler | 4 | 2005,06,07,08 ^c |
| Grooms, Carter | 2 | 2018,19 |
| Grooms, Christian | 1 | 2017 |
| * Groover, Cory | 2 | 2004,05 |
| Gue, Tommy | 3 | 1959,60,61 |
| Guess, Henry | 4 | 1992,93,94,95 |
| Guillermo, Jay | 4 | 2013,14,15,16 ^c |
| * Gunnells, Bill | 2 | 1928,29 |
| Gunnells, Dan | 3 | 1965,66,67 |
| * Guy, Ruben | 1 | 1932 |

| H | | |
|-----------------|----|----------------------------|
| Player | VL | Year(s) |
| Haddock, Lee | 2 | 1970,71 |
| Hafley, Charles | 4 | 1998,99,00,01 ^c |
| Hagen, Arthur | 1 | 1944 |
| Haglan, J.D. | 3 | 1976,77,78 |
| * Hair, Billy | 3 | 1950,51,52 ^c |
| * Hair, J.C. | 3 | 1924,26,27 |
| Hairston, Chris | 4 | 2007,08,09,10 ^c |
| Hall, Ben | 4 | 2001,02,03,04 |
| * Hall, Bill | 3 | 1938,39,40 ^c |
| Hall, Delton | 4 | 1983,84,85,86 |
| Hall, Hollis | 3 | 1979,80,81 |
| Hall, Howard | 4 | 1989,90,91,92 |

| | | |
|----------------------------|----------|--|
| Hall, Lamont | 4 | 1994,95,96,97 |
| Hall, Les | 4 | 1989,90,91,92 |
| Hall, Quintin | 1 | 2015 |
| Hall, Rashard | 4 | 2009,10,11,12 ^c |
| * Hall, R.M. (Fatty) | 3 | 1926,27,28 |
| Hall, Wade | 2 | 1960,63 |
| * Hamer, Ray | 3 | 1939,40,41 |
| Hamilton, Derrick | 3 | 2001,02,03 |
| * Hamilton, R.G. | 1 | 1896 ^c |
| Hamlin, Michael | 4 | 2005,06,07 ^c ,08 ^c |
| * Hammett, L.O. | 1 | 1918 |
| Hammond, Brian | 1 | 1985 |
| Hammond, Vance | 4 | 1987,88,89,90 ^c |
| Hamrick, Tucker | 1 | 1999 |
| * Hane, J.K. | 3 | 1924,25,28 |
| Haney, Don | 1 | 1993 |
| Hankins, Kelvin | 3 | 1989,90,91 |
| Hankinson, Crimmins | 2 | 1953,54 |
| * Hankle, Witt H. | 3 | 1908,09,10 ^c |
| Hansford, Ogden | 3 | 1974,75,78 |
| * Hanvey, Ernest | 1 | 1913 |
| * Hanvey, George | 2 | 1897,98 |
| * Hanvey, Jock T. | 4 | 1896,97,02,03 |
| * Hardin, L.G. | 1 | 1916 |
| Harman, Dean | 1 | 1991 |
| Harmon, Eric | 4 | 1987,88,89,90 |
| * Harmon, H.M. (Duck) | 3 | 1914,15,16 |
| * Harmon, S.E. (Pat) | 3 | 1922,23,24 |
| Harper, Charles | 1 | 2002 |
| Harper, Cullen | 3 | 2006,07 ^c ,08 ^c |
| Harper, J.C. | 4 | 1985,86,87,88 |
| Harper, Jamie | 3 | 2008,09,10 |
| Harps, Wayne | 4 | 1986,87,88,89 |
| Harrell, Cliff | 4 | 2002,03,04,05 |
| Harrell, Ricky | 3 | 1970,71,72 |
| * Harris, H.S. (Lazy Bill) | 3 | 1914,15,16 |
| Harris, John | 3 | 1990,91,92 |
| * Harris, L.D. | 1 | 1919 |
| Harris, La'Donte | 4 | 2004,05,06,07 |
| Harris, Reggie | 3 | 1986,87,88 |
| Harris, Rudy | 3 | 1990,91,92 |
| Harrison, Will | 1 | 2011 |
| Hart, Chris | 1 | 1989 |
| * Hart, Willard L. (Bub) | 2 | 1916,17 |
| * Harvey, B.C. (Chubby) | 2 | 1925,26 ^c |
| * Harvey, Randy | 2 | 1967,68 |
| * Harvey, S.A. (Speck) | 1 | 1922 |
| Harvey, Travis | 2 | 1993,95 |
| * Harvin, Lionell | 3 | 1929,30,31 |
| * Harvley, Clyde | 1 | 1931 |
| Haselden, David | 1 | 2002 |
| Hatcher, Dale | 4 | 1981,82,83,84 |
| Hatcher, Jesse | 2 | 1987,88 |
| Hauser, Tad | 1 | 1980 |
| Hausgen, Ed | 4 | 1992,93,94,95 |
| * Hayden, C.J. | 1 | 1911 |
| * Hayes, Rudy | 3 | 1956,57,58 ^c |
| Haynes, Joey | 1 | 1987 |
| Haynes, Norman | 3 | 1985,86,87 |
| Headen, Andy | 4 | 1979,80,81,82 |
| Hearn, Taylor | 3 | 2015,16,17 ^c |
| Hecht, Bill | 3 | 1963,64,65 ^c |
| * Heffner, L.B. | 1 | 1920 |
| Hefner, Larry | 3 | 1969,70,71 ^c |
| Heilig, Don | 1 | 1959 |
| * Heinemann, John | 3 | 1931,32,33 ^c |
| Hemby, Ryan | 2 | 2001,02 |
| Hemphill, James | 1 | 1993 |
| * Hendee, H.M. (Tick) | 2 | 1925,26 |
| Henderson, Brock | 1 | 2010 |
| Henderson, Jerome | 4 | 1987,88,89,90 |
| Henderson, Joe | 3 | 1987,88,89 |
| * Hendley, Dick | 4 | 1946,48,49,50 |
| Hendley, Richard | 3 | 1980,81,82 |
| * Hendricks, L.L. | 2 | 1896,97 |
| Heniford, Mark | 4 | 1974,75,76,77 |
| Heniford, Todd | 1 | 1984 |
| * Henley, Cliff | 2 | 1934,35 |
| Henry, Dale | 3 | 1969,70,71 |
| Henry, K.J. | 2 | 2018,19 |
| Henry, William | 3 | 2001,02,03 |
| * Herlong, Doug | 2 | 1948,51 |
| * Herlong, Henry | 1 | 1930 |
| Herrin, Deke | 1 | 1998 |
| Hewitt, Andre | 1 | 1993 |
| Hicks, Harry | 1 | 1954 |
| Hicks, Ken | 1 | 1972 |
| Higgins, Tee | 3 | 2017,18,19 |
| Hill, Brian | 1 | 2008 |



TYE HILL



LETTERMEN

| | | |
|------------------------|---|------------------------------|
| Hill, Jerome | 2 | 1974,75 |
| Hill, Leroy | 4 | 2001,02,03,04 ^{cc} |
| Hill, Tye | 4 | 2002,03,04,05 |
| *Hilderbrand, Nolten | 1 | 1953 |
| *Hinson, Randy | 3 | 1933,34,35 |
| Hinton, Marcus | 4 | 1992,93,94,95 |
| Holden, Landon | 1 | 2019 |
| *Holland, Joe | 1 | 1904 ^{cc} |
| Holland, Lawson | 1 | 1974 |
| Holloman, Duke | 2 | 1983,84 |
| Holloman, Jason | 4 | 1997,98,99,00 |
| *Holohan, R.F. (Butch) | 4 | 1921,22,23 ^{cc} ,24 |
| Homonoff, Edward | 2 | 1973,74 |
| Hood, Greg | 2 | 1992,93 |
| Hook, Charlie | 3 | 1965,66,68 |
| *Hook, Fred | 2 | 1931,32 |
| Hooper, Ricardo | 3 | 1986,87,88 |
| Hope, Leon | 3 | 1973,74,75 |
| Hopkins, DeAndre | 3 | 2010,11,12 |
| Hopkins, Stan | 2 | 1971,72 |
| Hopper, Germone | 3 | 2013,14,15 |
| Horne, Charlie | 3 | 1956,57,58 |
| Horne, Tony | 4 | 1994,95,96,97 |
| *Horton, Tate | 3 | 1933,34,35 |
| Hostetler, Hoss | 3 | 1964,66,67 |
| Hough, James | 1 | 1945 |
| Houskin, Marcus | 2 | 2000,01 |
| Howard, D.J. | 4 | 2011,12,13,14 |
| Howard, Jimmy | 3 | 1961,62,63 |
| Howard, J.J. | 4 | 2000,01,02,03 |
| Howell, Trey | 1 | 1988 |
| Hubert, Pooley | 2 | 1950,53 |
| Hudson, Alex | 3 | 1980,82,83 |
| *Hudson, Bill | 3 | 1954,55,56 |
| Hudson, Billy | 3 | 1976,77,78 |
| *Hudson, Bob | 4 | 1947,48,49,50 |
| Huegel, Greg | 4 | 2015,16,17,18 |
| Huey, Terrance | 1 | 2001 |
| *Hudson, J.C. | 3 | 1950,51,52 |
| Huggins, Albert | 4 | 2015,16,17,18 |
| Hughes, Wade | 2 | 1971,72 ^{cc} |
| Hulsey, Corey | 3 | 1996,97,98 |
| Humphrey, Andre | 4 | 1992,93,94,95 |
| Humphries, Adam | 4 | 2011,12,13,14 ^{cc} |
| Humphries, Barry | 3 | 2006,07,08 |
| Hunt, Aaron | 4 | 2000,01,02,03 |
| Hunt, Revonne | 1 | 1951 |
| *Hunter, Bill | 3 | 1942,46,47 |
| Hunter, Brian | 1 | 1992 |
| Hunter, Hamp | 3 | 1953,54,55 |
| *Hunter, N.M. (Buster) | 3 | 1899,00,01 |
| Hunter, Stanley | 1 | 2008 |
| Hunter, Thomas | 4 | 2003,04,05,06 |
| Huntley, Chuck | 2 | 1970,73 |
| Hutchins, Roger | 2 | 1991,92 |
| Hutchinson, Bobby | 3 | 2006,07,08 |
| Hyatt, Mitch | 4 | 2015,16,17,18 ^{cc} |
| *Hydrick, Onan | 2 | 1908,09 |
| Hynes, Dave | 3 | 1960,61,62 ^{cc} |

| I | | |
|------------------------|----|---------------|
| Player | VL | Year(s) |
| Igwebuike, Donald | 4 | 1981,82,83,84 |
| *Inabinet, B.C. | 3 | 1953,54,55 |
| *Inabinet, Clarence J. | 3 | 1933,34,35 |
| Inge, Mark | 3 | 1986,87,88 |
| Ingle, Reid | 3 | 1982,83,84 |
| Ingram, Keith | 1 | 1987 |
| Inman, Don | 1 | 1984 |
| Isaacs, Mike | 3 | 1983,84,85 |

| J | | |
|----------------------------|----------|--------------------------|
| Player | VL | Year(s) |
| Jackson, Jack | 1 | 1969 |
| Jackson, Jackie Lee | 3 | 1966,67,68 |
| Jackson, Jacky | 3 | 1965,66,67 |
| Jackson, Josh | 1 | 2019 |
| Jackson, Kenzil | 4 | 1989,90,91,92 |
| Jackson, Kit | 3 | 1965,66,67 |
| *Jackson, M.E. | 1 | 1921 |
| *Jackson, Rashaad | 4 | 2005,06,07,08 |
| Jackson, Richard | 2 | 2009,10 |
| *Jackson, Robert | 3 | 1993,94,95 |
| *Jackson, Scott | 3 | 1952,53,54 ^{cc} |
| Jackson, Steven | 3 | 2003,04,05 ^{cc} |
| *Jackson, S.L. (Stonewall) | 3 | 1922,23,24 |
| *Jackson, Wister | 2 | 1938,39 |
| James, Charlie | 2 | 1988,89 |
| James, Freddie | 3 | 1998,99,00 |

| | | |
|---------------------------|----------|---|
| *James, M.B. (Jimmy) | 4 | 1911,12,13,14 |
| *Jameson, Hugh | 3 | 1939,40,41 |
| Jamison, Brandon | 1 | 2002 |
| Jamison, Vontrell | 2 | 2003,04 |
| Jansen, John | 3 | 1984,85,86 |
| Jarrett, Grady | 4 | 2011,12,13,14 ^{cc} |
| Jasmin, Chad | 4 | 2000,01,02,03 |
| Jaynes, Danny | 2 | 1976,77 |
| Jefferies, Darnell | 1 | 2019 |
| Jehlen, George | 3 | 1974,75,76 |
| Jenkins, Corbin | 2 | 2013,14 |
| Jenkins, James | 1 | 1994 |
| Jenkins, Jarvis | 4 | 2007,08,09,10 ^{cc} |
| Jenkins, Martin | 4 | 2010,11,13,14 |
| Jenkins, Marvis | 1 | 2001 |
| *Jenkins, Ralph | 4 | 1943,44 ^{cc} ,45 ^{cc} ,46 ^{cc} |
| *Jennings, A.T. | 1 | 1914 |
| Jennings, Keith | 4 | 1985,86,87,88 |
| *Jeter, J.P. | 1 | 1913 |
| Jetton, Neal | 3 | 1973,74,75 ^{cc} |
| Jewell, Donnie | 1 | 1993 |
| Johnson, A.J. | 2 | 1984,85 |
| Johnson, Bashon | 1 | 1996 |
| Johnson, Bobby | 3 | 1970,71,72 |
| Johnson, Cedric | 4 | 2001,02,03,04 |
| Johnson, Denzel | 4 | 2016,17,18,19 |
| Johnson, Hunter | 1 | 2017 |
| Johnson, Jadar | 4 | 2013,14,15,16 ^{cc} |
| Johnson, John | 4 | 1987,88,89,90 |
| Johnson, Kevin | 2 | 2000,01 |
| Johnson, Kyle | 2 | 2008,09 |
| Johnson, Ricky | 3 | 1963,64,65 |
| Johnson, Sterling | 2 | 2016,17 |
| Johnson, Tracy | 4 | 1985,86,87,88 |
| Jollay, Mike | 2 | 1985,86 |
| Jolley, Bobby | 1 | 1951 |
| Jolly, Terry | 4 | 1997,98,99,00 |
| *Jones, Bob | 3 | 1928,29,30 |
| Jones, Bob | 2 | 1972,73 |
| Jones, Chris | 4 | 1995,96,97,98 |
| Jones, C.J. | 1 | 2013 |
| Jones, Jimmy | 1 | 1949 |
| Jones, Kellen | 2 | 2013,14 |
| Jones, Marquan | 4 | 2008,09,10,11 ^{cc} |
| Jones Jr., Mike | 1 | 2019 |
| Jones, Sheridan | 1 | 2019 |
| Jones, Tim | 4 | 1991,92,93,94 ^{cc} |
| Jordan, Homer | 3 | 1980,81,82 ^{cc} |
| *Jordan, Leonard | 1 | 1941 |
| Jordan, Whitey | 3 | 1955,56,57 |
| Jordan, Willie | 4 | 1975,76,77,78 |
| Joseph, Kendall | 4 | 2015,16,17,18 ^{cc} |
| Joseph, Mansa | 2 | 2010,11 |
| Joye, David | 2 | 1990,91 |
| *Justus, Johnny | 3 | 1928,29,30 ^{cc} |

| K | | |
|----------------------------|----------|-----------------------------|
| Player | VL | Year(s) |
| *Kaigler, Ben | 1 | 1902 |
| *Kaigler, J.G. | 3 | 1898,99,00 |
| Kaltenback, Leon | 3 | 1955,56,57 ^{cc} |
| *Kane, Mark | 2 | 1953,54 ^{cc} |
| *Kangeter, Jonnie | 3 | 1910,11,12 |
| Katana, Ted | 2 | 1965,66 |
| *Kay, L.R. | 2 | 1917,19 |
| Kearse, Jayron | 3 | 2013,14,15 |
| *Keasler, A.L. (Gus) | 2 | 1904,05 |
| *Keel, J.W. (Rastus) | 1 | 1906 |
| Keller, Morris | 1 | 1959 |
| Kelley, Don | 3 | 1969,70,71 |
| Kelley, Freddy | 3 | 1965,66,67 |
| Kelley, Steve | 1 | 1973 |
| Kelly, Aaron | 4 | 2005,06,07,08 |
| Kelly, Chad | 1 | 2013 |
| Kelly, Xavier | 3 | 2017,18,19 |
| Kelly, Yusef | 4 | 2000,02,03,04 |
| *Kempson, Otis | 3 | 1950,51,52 |
| Kendrick, Derion | 2 | 2018,19 |
| Kendrick, Tommy | 3 | 1969,70,71 |
| Kennedy, Frank | 2 | 1950,51 |
| Kennedy, Tony | 4 | 1988,89,90,91 |
| Kenney, Steve | 3 | 1976,77,78 |
| Kesack, Gary | 3 | 1974,75,76 |
| Keys, Larry | 3 | 1965,66,67 |
| *Keyserling, H.L. (Golden) | 1 | 1920 |
| Kier, Brian | 3 | 1974,76,77 |
| Killen, Pat | 1 | 1959 |
| Kinard, Terry | 4 | 1979,80,81,82 ^{cc} |
| King, Anthony | 3 | 1976,77,78 |

| | | |
|-------------------|---|-----------------------------|
| King, Buddy | 3 | 1970,71,72 ^{cc} |
| King, Carson | 1 | 2018 |
| *King, Don | 4 | 1952,53,54,55 ^{cc} |
| King, Jack | 2 | 1968,69 |
| King, Jimmy | 3 | 1959,60,61 |
| *King, L.O. | 2 | 1901,02 |
| King, Matthew | 1 | 2018 |
| King, Tommy | 3 | 1959,60,61 |
| *Kinsler, J.H. | 1 | 1900 |
| *Kirkconnell, Ben | 1 | 1932 |
| Kirkland, Levon | 4 | 1988,89,90,91 ^{cc} |
| *Kissam, Roddy | 3 | 1933,34,35 |
| Kitchens, Ronnie | 3 | 1967,68,69 |
| Knight, Herman | 2 | 1949,51 |
| *Klugh, W.W. | 2 | 1925,26 |
| *Knoebel, Fred | 3 | 1950,51,52 |
| Knott, Hal | 1 | 1959 |
| Knowles, Matthew | 1 | 2008 |
| Koon, Eugene | 2 | 2001,02 |
| Kopp, Wynn | 2 | 2001,02 |
| Kormanicki, Dave | 2 | 1968,69 |
| Korn, Willy | 2 | 2008,09 |
| Kreis, Kevin | 1 | 1976 |
| Kubu, Jon | 1 | 1989 |
| Kunz, Michael | 1 | 1994 |

| L | | |
|--------------------------|----------|-----------------------------|
| Player | VL | Year(s) |
| *Lachicotte, A.S. (Boo) | 1 | 1910 |
| Ladson Jr., Frank | 1 | 2019 |
| Laird, Kevin | 4 | 1995,96,97,98 |
| Lakip, Ammon | 3 | 2013,14,15 |
| Lam, Elmo | 3 | 1960,61,62 ^{cc} |
| Lamar, Tre | 3 | 2016,17,18 |
| Lambert, Cory | 4 | 2006,07,08,09 |
| *Lambert, John | 1 | 1931 |
| LaMontagne, Joe | 3 | 1951,52,53 |
| Lancaster, Chris | 4 | 1985,86,87,88 |
| Landry, Mark | 4 | 1994,95,96,97 |
| Langford, Charlie | 1 | 1979 |
| *Langston, J.L. | 1 | 1920 |
| Langzendoen, Jim | 1 | 1973 |
| *Laraway, Walt | 3 | 1953,54,55 |
| Latimer, Al | 1 | 1978 |
| *Latimer, Bill | 1 | 1906 |
| *Lawrence, Bert | 1 | 1902 |
| Lawrence, Dexter | 3 | 2016,17,18 |
| Lawrence, Floyd | 1 | 1956 |
| Lawrence, Reggie | 3 | 1988,89,90 |
| Lawrence, Trevor | 2 | 2018,19 |
| Lawson, Larry | 1 | 1970 |
| Lawson, Shaq | 3 | 2013,14,15 |
| *Lawton, Streak | 2 | 1935,36 |
| Lawton, Winston | 1 | 1969 |
| Lawyer, Mal | 4 | 1996,97,98,99 |
| Lazzara, Tony | 3 | 1999,00,01 |
| Leake, John | 4 | 2000,01,02,03 |
| Learn, Randy | 4 | 1979,80,81,82 |
| LeBel, David | 3 | 1973,74,75 |
| *Lee, A.C. (Bun) | 1 | 1907 |
| *Lee, Harry | 2 | 1934,35 |
| Lee, Mark | 2 | 1974,75 |
| Lee, Tyrone | 4 | 2000,01,02,03 |
| Leggett, Jordan | 4 | 2013,14,15,16 ^{cc} |
| LeJeune, Brent | 3 | 1991,92,93 |
| Lemay, Jason | 1 | 1999 |
| Leonard, Colin | 3 | 2005,06,07 |
| Leonard, Hal | 2 | 1946,47 |
| Leonard-Horwith, Shawn | 1 | 2010 |
| Leverman, Gerald | 1 | 1945 |
| *Lewis, Alex P. | 3 | 1911,12,13 |
| Lewis, Carlton | 3 | 2009,10,11 |
| *Lewis, Gus | 2 | 1900,01 |
| *Lewis, Harold | 3 | 1935,36,37 ^{cc} |
| Lewis, Haydrian | 4 | 2005,06,07,08 |
| *Lewis, J.B. | 3 | 1898,99,1900 |
| Lewis, Marcus | 1 | 2000 |
| *Lewis, Merritt | 3 | 1932,33,34 |
| Lewis, Micah | 1 | 2001 |
| Lewis, Stacy | 2 | 1989,90 |
| Lewis, Zane | 3 | 1995,96,97 |
| Lewter, Steve | 3 | 1969,70,71 |
| Lhotsky, Joe | 3 | 1966,67,68 |
| Liberatore, Frank | 3 | 1964,66,67 ^{cc} |
| *Lightsey, F.B. (Bull) | 3 | 1922,24,25 |
| *Lightsey, L.M. (Yen) | 4 | 1917,18,19,20 |
| Lindsey, Otis | 2 | 1981,82 |
| *Link, A.C. | 1 | 1926 |
| Linthicum, Brian | 1 | 2007 |

| | | |
|--------------------------|----------|--------------------------|
| *Littlejohn, C.E. (Mule) | 3 | 1913,14,15 |
| *Locklair, Ed (Pop) | 1 | 1941 |
| Locklair, Mike | 3 | 1966,67,68 |
| Locurcio, Todd | 1 | 1993 |
| Logan, Jimmy | 1 | 1966 |
| *Logan, J.R. | 2 | 1912,13 |
| *Long, Evans | 1 | 1930 |
| Long, Stacy | 4 | 1986,88,89,90 |
| Lott, Billy | 3 | 1977,78,79 ^{cc} |
| Lott, James | 4 | 1986,87,88,89 |
| Lovelace, Chris | 1 | 1993 |
| *Lowman, P.I. (Pi) | 2 | 1918,19 |
| Lowther, Rush | 1 | 2005 |
| Lucas, Ty | 1 | 2019 |
| Luckie, Billy | 1 | 1996 |
| Lundeen, Danny | 2 | 1970,71 |
| *Luzzi, Richie | 3 | 1966,67,68 |
| *Lykes, Powell | 2 | 1905,06 |
| *Lynah, Jim | 2 | 1900,01 |
| Lynch, Chuck | 1 | 1991 |
| Lynn, Dave | 3 | 1958,59,60 ^{cc} |
| Lytton, Jeff | 3 | 1983,84,85 |

| M | | |
|------------------------|----------|-----------------------------|
| Player | VL | Year(s) |
| Maass, Andrew | 1 | 2014 |
| Mac Lain, Eric | 4 | 2012,13,14,15 ^{cc} |
| Mac Lain, Ryan | 1 | 2018 |
| Mac Lain, Sean | 2 | 2015,16 |
| Mack, Kevin | 4 | 1980,81,82,83 |
| Mack, Terence | 4 | 1983,84,85,86 ^{cc} |
| MacKlin, Travis | 3 | 1996,97,98 |
| Macko, Paul | 3 | 2006,07,08 |
| Maddox, Jack | 1 | 2019 |
| Mader, Eric | 2 | 1989,90 |
| *Magee, Watson | 3 | 1936,37,38 |
| *Magill, Dick | 3 | 1927,28,29 |
| *Magill, W.K. (Rummy) | 3 | 1913,14,15 ^{cc} |
| Magwood, Frank | 3 | 1980,81,82 |
| *Major, C.S. (Dopey) | 4 | 1913,14,15,16 ^{cc} |
| Mance, Brian | 4 | 1999,00,01,02 |
| Maners, Jimmy | 2 | 2007,08 |
| *Maness, Ed (Chippy) | 3 | 1938,39,40 |
| Mann, Wes | 3 | 1983,84,85 |
| Mannella, Dave | 1 | 1979 |
| Manos, Pete | 3 | 1949,50,51 |
| *Marazza, Dick | 3 | 1954,55,56 |
| Mariable, Dorian | 4 | 1986,87,88,89 |
| Marion, Phil | 3 | 1964,65,66 |
| Marler, Malcolm | 4 | 1973,74,75,76 ^{cc} |
| *Marshall, L.E. | 1 | 1926 |
| *Martin, Bob | 3 | 1946,47,48 ^{cc} |
| Martin, Carl | 2 | 1981,82 |
| Martin, Jermaine | 1 | 2007 |
| *Martin, J.M. | 3 | 1909,10,11 |
| Martin, Khang | 1 | 1993 |
| Martin, Marcus | 2 | 1997,98 |
| Martin, Peanut | 3 | 1972,73,75 |
| *Martin, W.N. | 2 | 1925,27 |
| Mascoll, Justin | 1 | 2019 |
| *Masneri, Ray | 3 | 1956,57,58 |
| *Mass, Wayne | 3 | 1965,66,67 |
| Massaro, Cary | 3 | 1980,81,82 |
| Massengill, Wells | 1 | 1972 |
| Mathews, Mike | 1 | 1971 |
| *Mathews, Ray | 4 | 1947,48,49,50 |
| Mathews, Tony | 2 | 1973,74 |
| *Mathis, A.J. | 1 | 1898 |
| Mathis, Bill | 3 | 1957,58,59 |
| *Mathews, Bill | 2 | 1915,16 |
| Mathews, Mack | 3 | 1960,62,63 |
| *Mattos, Tommy | 3 | 1952,53,54 |
| Mauldin, Collins | 1 | 2015 |
| *Mauldin, Hugh | 3 | 1963,64,65 |
| Mauney, Marcus | 1 | 2000 |
| Mauney, Tony | 4 | 1988,89,90,91 |
| Maxwell, Byron | 4 | 2007,08,09,10 |
| *Maxwell, Jeff | 2 | 1896,97 |
| *Maxwell, John | 2 | 1902,03 |
| May, Max | 1 | 2019 |
| *Mayberry, Bob | 4 | 1979,80,81,82 |
| Maye, Brandon | 3 | 2008,09,10 |
| Mayer, Charlie | 3 | 1969,70,71 |
| McBride, Dan | 1 | 1973 |
| McCall, Jeff | 4 | 1979,80,81,82 |
| McCanless, Jim</ | | |

LETTERMEN

| | | |
|-------------------------|----------|----------------------------|
| McCleon, Dexter | 4 | 1993,94,95,96 ^c |
| McClinton, Todd | 3 | 2001,02,03 |
| McCloud, Gerald | 1 | 2003 |
| McCloud, Ray-Ray | 3 | 2015,16,17 |
| McClure, Bruce | 3 | 1963,64,65 |
| *McConnell, H.S. | 2 | 1914,15 |
| *McConnell, R.E. | 2 | 1925,26 |
| *McConnell, S.W. | 3 | 1934,35,36 |
| *McConnell, T.S. | 3 | 1934,35,36 |
| McCory, Bob | 1 | 1944 |
| McCown, Fred | 1 | 1942 |
| *McCown, Slick | 2 | 1933,34 |
| *McCown, T.M. | 1 | 1918 |
| McCrorey, Andye | 4 | 1992,93,94,95 |
| McCullough, Jay Jay | 2 | 2013,14 |
| McCullough, Richard | 4 | 1985,86,87,88 |
| McCurty, Damon | 1 | 1979 |
| McDaniel, DeAndre | 4 | 2007,08,09,10 ^c |
| McDaniel, Ed | 4 | 1988,89,90,91 |
| McDermott, John | 3 | 1998,99,00 |
| McDowell, Garry | 2 | 1974,75 |
| McDowell, Roderick | 4 | 2010,11,12,13 |
| McDuffie, Chris | 4 | 2004,05,06,07 |
| McElmurray, Mac | 3 | 1964,65,66 |
| McElrathbey, Ray Ray | 1 | 2006 |
| McEvee, Donny | 1 | 2013 |
| *McEvee, Norwood | 3 | 1939,40,41 |
| *McFadden, Banks | 3 | 1937,38,39 |
| McFadden, Jordan | 1 | 2019 |
| *McFadden, R.D. | 1 | 1908 |
| *McFadden, R.H. (Doc) | 2 | 1906,07 |
| McFadden, Wesley | 4 | 1985,87,88,89 ^c |
| McGee, Edgar | 3 | 1965,66,67 |
| *McGill, C.A. | 1 | 1925 |
| *McGlockton, Chester | 3 | 1989,90,91 |
| *McGlone, T.F. | 1 | 1926 |
| McGuirt, Bill | 2 | 1960,61 |
| McInally, Chris | 2 | 1993,95 |
| *McIver, Rick | 2 | 1904,05 |
| McKelvey, J.J. | 4 | 1999,00,01,02 |
| McKenney, Pat | 2 | 1985,86 |
| McKenzie, Damonte | 4 | 1995,97,98,99 |
| *McKenzie, W.W. | 1 | 1918 |
| *McKeown, J.A. | 1 | 1903 |
| *McKissic, Jock | 4 | 2005,06,07,08 ^c |
| McLane, Riley | 2 | 1966,67 |
| McLaurin, Duncan | 1 | 2005 |
| McLaurin, Jewell | 2 | 1969,70 |
| *McLaurin, J.N. | 4 | 1904,05,06,07 ^c |
| McLees, Jimmy | 2 | 1990,91 |
| *McLellan, Bill | 2 | 1953,54 |
| McLellan, Cliff | 1 | 1981 |
| *McLendon, Ed | 1 | 1939 |
| *McLendon, Lem | 1 | 1955 |
| McLeod, Matt | 2 | 1996,97 |
| McMahan, Dave | 2 | 1969,70 |
| McMakin, John | 3 | 1969,70,71 ^c |
| McMichael, Kyler | 1 | 2018 |
| *McMillan, Goat | 2 | 1928,29 |
| *McMillan, Raiford | 3 | 1926,27,28 |
| *McMillan, W.L. (Red) | 3 | 1913,14,15 |
| McNeal, Bryant | 4 | 1999,00,01,02 ^c |
| McNeal, Bryce | 1 | 2010 |
| McSwain, Chuck | 4 | 1979,80,81,82 |
| McSwain, Rod | 4 | 1980,81,82,83 |
| Meadowcroft, Charlie | 3 | 1963,64,65 |
| Meadows, Dwayne | 3 | 1984,85,86 |
| Means, Harold | 3 | 1996,97,98 |
| Medlin, Jamal | 1 | 2008 |
| Medlin, Rick | 3 | 1967,68,69 |
| Meekins, Eric | 4 | 1999,00,01,02 ^c |
| Meeks, Chuck | 1 | 1982 |
| Meeks, Jonathan | 4 | 2009,10,11,12 ^c |
| *Mellette, F.M. | 1 | 1911 |
| Mellusi, Chez | 1 | 2019 |
| *Melton, L.H. (Doc) | 2 | 1923,24 |
| Merling, Phillip | 3 | 2005,06,07 |
| Merritt, Will | 4 | 1998,99,00,01 |
| Merriveather, Reggie | 4 | 2003,04,05,06 |
| Michael, Benny | 3 | 1966,67,68 |
| *Midkiff, Bob | 1 | 1926 |
| Miller, Bill | 1 | 1962 |
| Miller, Billy | 1 | 1943 |
| *Miller, Bob | 2 | 1931,32 ^c |
| *Miller, H.E. | 2 | 1937,38 |
| *Miller, Jack | 3 | 1944,47,48 |
| Miller, Jim | 1 | 1948 |
| Miller, Josh | 4 | 2005,06,07,08 |
| Miller, Justin | 3 | 2002,03,04 |

| | | |
|------------------------|---|----------------------------|
| Miller, Ron | 1 | 1958 |
| Miller, Tif | 1 | 2001 |
| Mills, Jeff | 2 | 1974,75 |
| Milton, Eldridge | 4 | 1981,83,84,85 |
| Milton, Fred | 3 | 1968,69,70 |
| *Mimms, Charlie | 1 | 1946 |
| Mitchell, Joedy | 1 | 1996 |
| Moncrief, Richard | 4 | 1990,91,92,93 ^c |
| *Monledous, Zag | 2 | 1927,28 |
| *Mooneyham, Jack | 3 | 1949,50,51 |
| Montone, Neil | 1 | 1947 |
| Monts, Tavaghn | 3 | 2001,03,04 |
| *Moore, Gene | 3 | 1947,48,49 ^c |
| Moore, Ken | 3 | 1952,53,54 |
| Moore, Otis | 4 | 1986,87,88,89 ^c |
| Moore, Rennie | 4 | 2007,09,10,11 |
| Moore, Ted | 1 | 1964 |
| Moore, Wayne | 1 | 1996 |
| Moorer, John | 3 | 1945,46,47 ^c |
| *Moorer, Tom | 2 | 1938,39 |
| *Morgan, Bobby | 2 | 1958,59 |
| Morgan, Dwayne | 2 | 1994,95 |
| *Morgan, Lewis | 1 | 1946 |
| Morocco, Chris | 4 | 1986,87,88,89 |
| Morris, David | 1 | 1973 |
| Morris, Kelvin | 1 | 2002 |
| Morris, Maverick | 4 | 2014,15,16,17 ^c |
| Morrison, Pete | 1 | 1961 |
| Morton, Hall | 1 | 2017 |
| *Moss, Charlie | 3 | 1930,31,32 |
| Mougros, Theo | 4 | 1997,98,99,00 |
| Mouzun, Tyron | 4 | 1988,89,90,91 |
| *Mulherin, Eddie | 1 | 1928 |
| Mullen, Ray | 2 | 1965,66 |
| Mullen, Trayvon | 3 | 2016,17,18 |
| Mulligan, Wayne | 3 | 1966,67,68 |
| *Mullins, H.D. (Horse) | 2 | 1923,24 |
| Murchison, Antwon | 3 | 2006,07,08 |
| Murray, Al | 3 | 1972,73,74 |
| Murray, John | 1 | 1978 |
| Muse, Tanner | 4 | 2016,17,18,19 ^c |
| Myrick, Chip | 3 | 2003,04,05 |
| Myrick, Rocky | 1 | 1979 |

| N | | |
|-----------------------|----------|--|
| Player | VL | Year(s) |
| Nanney, Lee | 4 | 1978,79,80 ^c ,81 ^c |
| Nelson, Bryce | 2 | 1992,93 |
| Nelson, Maurice | 3 | 2004,05,06 |
| Nelson, Roosevelt | 3 | 2002,03,04 |
| Ness, Jim | 3 | 1972,73,74 ^c |
| Neville, J.L. | 1 | 1943 |
| Newell, Andy | 1 | 1985 |
| Newell, Mike | 2 | 1969,70 |
| Ngata, Joseph | 1 | 2019 |
| *Nimitz, H.J. (Foots) | 1 | 1916 |
| Nix, Eric | 3 | 1984,85,86 |
| Nobles, Kasey | 3 | 2008,09,10 |
| Noelte, Dave | 1 | 1982 |
| Norris, Wilson | 2 | 2008,09 |
| Norton, Ryan | 4 | 2012,13,14,15 |
| Nunamacher, Jeff | 4 | 1985,86,87,88 |
| Nunn, Arlington | 4 | 1987,88,89,90 |

| O | | |
|-------------------------|----------|----------------------------|
| Player | VL | Year(s) |
| O'Brien, Chuck | 4 | 1987,88,90,91 |
| O'Cain, Mike | 3 | 1974,75,76 ^c |
| O'Daniel, Dorian | 4 | 2014,15,16,17 ^c |
| O'Dell, Billy | 3 | 1953,54,55 |
| *O'Dell, John H. | 2 | 1918,19 |
| *O'Dell, Wayne | 1 | 1941 |
| *Odom, W.F. | 1 | 1908 |
| Ogle, Chris | 2 | 1989,90 |
| Ogren, Jeff | 1 | 2007 |
| Ogundeko, Ebenezer | 1 | 2014 |
| Ohan, Chinedu | 2 | 1987,88 |
| *O'Kuroski, Whitey | 3 | 1937,38,39 |
| *Olson, Dave | 3 | 1958,59,60 |
| Olson, David | 1 | 2014 |
| Olson, Harold | 3 | 1957,58,59 |
| *Olszewski, Harry | 3 | 1965,66,67 |
| *O'Neal, Belton (Speck) | 1 | 1920 |
| O'Neal, Brad | 2 | 1969,70 |
| O'Neal, Robert | 4 | 1989,90,91,92 ^c |
| *Orban, Turk | 1 | 1936 |
| Orhororo, Ruke | 1 | 2019 |
| Osborne, Ronnie | 3 | 1959,60,61 |
| O'Sullivan, Cameron | 1 | 2008 |

| | | |
|----------------------|---|----------------------------|
| Otorubio, Adubarie | 1 | 1985 |
| Overton, Diondre | 4 | 2016,17,18,19 ^c |
| Outlaw, Brian | 3 | 1999,00,01 |
| Owen, Henry | 4 | 1998,99,00,01 |
| *Owens, J.C. (Susie) | 2 | 1919,20 |
| Owens, Mark | 1 | 1993 |

| P | | |
|--------------------------|----------|----------------------------|
| Player | VL | Year(s) |
| *Padgett, F.M. | 1 | 1918 |
| *Padgett, G.D. | 1 | 1931 |
| *Padgett, Jim | 2 | 1957,58 |
| Padgett, Matt | 2 | 1996,97 |
| *Padgett, O.D. | 2 | 1928,29 ^c |
| Padgett, Wade | 3 | 1939,40,41 ^c |
| Pagano, Scott | 3 | 2014,15,16 |
| Page, Neely | 2 | 1998,99 |
| Page, Wayne | 2 | 1965,66 |
| Pagliei, Joe | 3 | 1953,54,55 |
| Palmer, Cary | 1 | 1989 |
| *Palmer, E.D. (Frog) | 1 | 1925 |
| Palmer, Johnny | 3 | 1963,64,65 |
| Palmer, Michael | 4 | 2006,07,08,09 ^c |
| Paredes, Bob | 2 | 1951,54 |
| Parete, Anthony | 4 | 1981,82,83,84 |
| *Parker, Ace | 2 | 1940,41 |
| *Parker, Harry L. | 2 | 1912,13 |
| Parker, Justin | 2 | 2010,11 |
| Parker, Kyle | 2 | 2009,10 |
| Parker, Jim | 2 | 1962,63 ^c |
| Pasley, Jim | 2 | 1939,40 |
| Pate, Gene | 1 | 2003 |
| Pate, Milton | 2 | 1951,52 |
| *Patrick, Chris | 1 | 1932 |
| *Patterson, Gene | 2 | 1931,32 |
| Patterson, Kane | 1 | 2019 |
| *Patton, Bob | 3 | 1949,50,51 ^c |
| Patton, Julian | 1 | 2013 |
| Paulligh, Bob | 4 | 1979,81,82,83 |
| *Pavilack, Harry | 3 | 1959,60,61 |
| *Payne, Booty | 2 | 1940,41 |
| Payne, Jim | 3 | 1956,57,58 |
| *Payne, Joe | 3 | 1937,38,39 ^c |
| *Payne, Oliver | 2 | 1936,37 |
| Peake, Charone | 4 | 2011,12,14,15 ^c |
| *Pearce, Frank | 3 | 1963,64,65 |
| *Pearce, Roy | 2 | 1939,40 |
| Pearman, Danny | 3 | 1985,86,87 |
| *Pearman, Fred | 3 | 1899,00,01 |
| Pearson, Alex | 2 | 2006,07 |
| *Pearson, Ben | 3 | 1937,38,39 |
| Peeler, Coby | 2 | 1993,94 |
| Peebles, Ken | 3 | 1972,73,74 ^c |
| Pegues, Lamont | 2 | 1994,95 |
| *Pegues, E.S. | 1 | 1899 |
| Pengitore, Ken | 3 | 1971,72,73 ^c |
| Penner, Seth | 3 | 2016,17,18 |
| *Pennington, Clyde | 1 | 1935 |
| *Pennington, Curtis | 3 | 1936,37,38 ^c |
| *Perry, Bill | 1 | 1911 |
| *Perry, L. (Tom) | 1 | 1911 |
| Perry, Michael Dean | 4 | 1984,85,86,87 ^c |
| *Perry, Tracy | 4 | 1976,77,78,79 |
| Perry, William | 4 | 1981,82,83,84 ^c |
| Peters, Garry | 4 | 2011,12,13,14 |
| Petoskey, Ted | 2 | 1963,64 |
| Phibbs, Patrick | 3 | 2017,18,19 |
| Phillips, Erik | 1 | 1992 |
| Phillips, Hank | 4 | 1986,87,88,89 |
| Phillips, Harley | 2 | 1943,44 |
| Phillips, Jalyn | 1 | 2019 |
| Phillips, Jim | 1 | 1945 |
| Phillips, John | 4 | 1984,85,86,87 ^c |
| Pickens, Jesse | 1 | 2004 |
| Pickett, Edgar | 4 | 1980,81,82,83 |
| Pierce, Hal | 3 | 1940,41,42 |
| Pilgrim, Brandon | 4 | 2003,05,06,07 |
| Pilot, Joe | 1 | 1958 |
| *Pinckney, E.H. | 1 | 1909 |
| Pinckney, Nyles | 3 | 2017,18,19 |
| Pinion, Bradley | 3 | 2012,13,14 |
| *Pitts, Lewis | 2 | 1927,28 |
| Plantin, Tony | 4 | 1994,95,96,97 |
| Pleasant, Reggie | 3 | 1982,83,84 |
| *Poe, Billy | 3 | 1944,45,46 |
| Polite, Dextra | 3 | 1997,98,99 |
| Polk, DeJuan | 4 | 2000,01,02,03 ^c |
| Pollard, Sean | 4 | 2016,17,18,19 |
| *Pollitzer, H.R. (Polly) | 1 | 1902 |

| | | |
|------------------------|----------|----------------------------|
| Poole, Bob | 3 | 1961,62,63 |
| *Poole, R.F. (Sarg) | 2 | 1915,16 |
| Pope, Brad | 3 | 1994,95,96 |
| Pope, Jamie | 1 | 1979 |
| Portas, Lou | 2 | 1964,65 |
| Porter, Matt | 2 | 2012,13 |
| Postell, Holland | 4 | 1995,96,97,98 ^c |
| Potter, B.T. | 2 | 2018,19 |
| *Potts, R.C. (Daddy) | 3 | 1917,18,19 |
| Poulos, John | 4 | 1944,47,48,49 |
| Powell, Cornell | 3 | 2016,17,19 |
| *Pressley, E.H. (Buck) | 2 | 1912,13 |
| *Pressley, O.K. | 3 | 1926,27,28 ^c |
| *Pressly, Harlan | 1 | 1927 |
| Prevost, Connor | 1 | 2016 |
| Price, John | 3 | 1970,71,72 |
| *Price, L.C. | 1 | 1925 |
| Price, Luke | 1 | 2019 |
| Price, Phillip | 3 | 2009,10,11 |
| *Priester, Buck | 2 | 1930,31 |
| Priester, Buck | 3 | 1953,54,55 |
| Priester, Raymond | 4 | 1994,95,96,97 ^c |
| *Prince, Phil | 4 | 1944,46,47,48 ^c |
| Pringle, Harom | 2 | 1992,93 |
| *Pritchett, Jess | 1 | 1937 |
| Proctor, Will | 3 | 2003,05,06 |
| Pruett, Chip | 2 | 1978,79 |
| *Pruitt, June | 2 | 1945,46 |
| Pryce, Trevor | 1 | 1996 |
| *Proctor, Landrum | 2 | 1930,31 |
| Puckett, David | 3 | 1988,89,90 |
| Pugh, Travis | 4 | 2001,02,03,04 |
| Pusey, Mike | 1 | 1975 |
| Putnam, Trevor | 3 | 1993,94,95 |
| Putnam, Will | 1 | 2019 |

| Q | | |
|-------------------|----|------------|
| Player | VL | Year(s) |
| Quarles, Jimmy | 2 | 1951,52 |
| Quick, Rodney | 3 | 1983,84,85 |
| Quinn, Dewey | 2 | 1945,46 |
| Quesenbury, Sonny | 2 | 1957,58 |

| R | | |
|-------------------------------|----------|----------------------------|
| Player | VL | Year(s) |
| Raber, Brian | 4 | 1983,84,85,86 |
| Rabon, George | 1 | 2009 |
| Radakovich, Grant | 1 | 2016 |
| *Radcliff, Charles | 3 | 1950,51,52 |
| Radford, Kevin | 1 | 1980 |
| Rambert, Bernard | 4 | 1999,00,01,02 |
| Ramsey, Ben | 4 | 2007,08,09,10 |
| Ramtahal, Eldred | 1 | 1992 |
| *Randle, E.L. (Cat) | 3 | 1913,14,15 |
| *Randle, M.B. (Little Cat) | 3 | 1918,19,20 |
| Randolph, Bernard | 2 | 1993,95 |
| Rankin, Gary | 2 | 1963,64 |
| Rapley, Darius | 3 | 1997,98,99 |
| Rash, Dustin | 1 | 1993 |
| *Ratchford, Warren | 4 | 1974,76,77,78 |
| Ray, Thomas | 3 | 1963,64,65 |
| Rayburn, Lee | 3 | 1966,67,68 |
| Reader, D.J. | 4 | 2012,13,14,15 ^c |
| Reames, Joe Don | 3 | 1999,00,01 |
| *Reames, T. Jack | 2 | 1918,22 |
| Reed, David | 2 | 1978,79 |
| Reese, Archie | 4 | 1974,75,76,77 |
| Reese, Steve | 4 | 1982,83,84,85 ^c |
| Reese, Tribble | 1 | 2007 |
| Reeves, Chandler | 3 | 2017,18,19 |
| Reeves, Marion | 3 | 1971,72,73 |
| Reeves, Matt | 4 | 1992,93,94,95 |
| Region, Spencer | 2 | 2012,14 |
| Register, Chris | 3 | 2016,17,18 |
| Rembert, Johnny | 2 | 1981,82 |
| Rencher, Darien | 2 | 2018,19 |
| Renfrow, Hunter | 4 | 2015,16,17,18 ^c |
| *Reynolds, Clifford M. (Pete) | 1 | 1926 |
| *Reynolds, Jim | 4 | 1945,47,48,49 |
| Rhinehart, Jim | 1 | 1955 |
| Rhodes, John | 2 | 1971,72 |
| Richard, Al | 4 | 1989,90,91,92 |

LETTERMEN

| | | |
|-----------------------|----------|-----------------------------|
| Richardson, Lionel | 3 | 2003,04,05 |
| Richardson, Mark | 3 | 1980,81,82 |
| Riddle, Leonard | 1 | 1943 |
| Riddle, Nic | 2 | 2005,06 |
| Ridley, Thad | 2 | 1992,93 |
| * Riggs, A.F. | 3 | 1897,98,99 |
| Riggs, Jim | 4 | 1983,84,85,86 |
| Riggs, Matt | 3 | 1985,86,87 |
| Rigsby, Geoff | 3 | 2002,03,04 |
| * Rion, Aubrey | 2 | 1939,40 |
| Rivers, Dalton | 2 | 1955,56 |
| Robbins, Butch | 2 | 1963,64 |
| Robbins, Chris | 1 | 1996 |
| * Robbs, C.M. | 3 | 1907,08,09 ^c |
| Roberts, Travis | 1 | 1999 |
| Robinson, Akeem | 4 | 2005,06,07,08 |
| * Robinson, Charlie | 3 | 1922,23,24 ^c |
| Robinson, Darius | 4 | 2010,11,12,13 ^{cc} |
| * Robinson, E.D. | 1 | 1934 |
| Robinson, Jabril | 3 | 2015,16,17 |
| Robinson, Jackie | 4 | 1999,00,01,02 ^{cc} |
| Robinson, James | 4 | 1979,80,82,83 ^{cc} |
| * Robinson, Joe | 1 | 1927 |
| Rodgers, Amari | 3 | 2017,18,19 |
| Rodgers, George | 3 | 1950,51,52 ^c |
| Rodriguez, Daniel | 3 | 2012,13,14 |
| Roediger, Charles | 1 | 2008 |
| Rogers, Bill | 2 | 1943,46 |
| Rogers, Billy G. | 2 | 1944,46 |
| Rogers, Floyd | 2 | 1965,66 ^{cc} |
| * Rogers, Johnny | 1 | 1929 |
| * Rogers, Phil | 3 | 1965,66,67 |
| Rogers, Rodney | 2 | 1961,62 |
| Rogers, Shot | 2 | 1955,56 |
| Rollins, Bubba | 1 | 1978 |
| Romano, Ryan | 1 | 1999 |
| Rome, Stan | 1 | 1975 |
| * Roper, T.H. (Pug) | 2 | 1918,19 |
| Rose, Anthony | 3 | 1979,80,81 |
| Rose, Chuck | 3 | 1978,79,80 |
| Ross, Don | 3 | 1952,53,54 |
| * Ross, Jack | 3 | 1942,46,47 |
| Ross, Justyn | 2 | 2018,19 |
| Ross, Kenzi | 4 | 1997,98,99,00 |
| * Rothell, Claude | 2 | 1941,42 |
| Roulhac, Terrance | 4 | 1983,84,85,86 |
| Rountree, Glenn | 4 | 1994,95,96,97 |
| Rouse, Wardell | 2 | 1993,94 |
| Rowell, Nick | 1 | 2018 |
| Rowell, Spivey | 1 | 1944 |
| * Roy, Wallace | 3 | 1923,24,25 |
| Rudolph, Logan | 2 | 2018,19 |
| Ruffner, Bo | 3 | 1965,66,67 |
| Ruffner, Jim | 1 | 1964 |
| * Rushton, Gil | 4 | 1945,48,49,50 |
| Russell, Chris | 2 | 2006,07 |
| Russell, J.A. | 1 | 1943 |
| Russell, Jimmy | 1 | 1976 |
| Rutledge, Bill | 1 | 1943 |
| Ryans, Larry | 4 | 1989,90,91,92 |
| Ryan, Seth | 2 | 2015,16 |
| Ryan, Steve | 2 | 1977,78 |

| S | | |
|-----------------------------|----|------------------------------------|
| Player | VL | Year(s) |
| * Sadler, Hope | 2 | 1902 ^c ,03 ^c |
| Salim, Hamid | 1 | 1996 |
| * Salisbury, Tom | 4 | 1943,44,47,48 |
| * Salley, Grady | 3 | 1928,29,30 |
| Samnik, Mike | 2 | 1990,91 |
| Sampson, Eric | 3 | 2001,03,04 |
| * Sams, Hal | 1 | 1916 |
| * Sanders, Al | 3 | 1935,36,37 |
| Sanders, Matt | 3 | 2009,10,11 |
| Sanders, Smiley | 3 | 1971,72,73 |
| * Sandifer, Red | 2 | 1940,41 |
| Sanford, Chuck | 3 | 1983,84,85 |
| Sapp, Patrick | 4 | 1992,93,94,95 |
| Sapp, Ricky | 4 | 2006,07,08,09 ^{cc} |
| Sasser, David | 3 | 1971,72,73 |
| Saunders, Bo | 2 | 1945,46 |
| Sauve, Jeff | 4 | 1991,92,94,95 |
| Sawicki, Steven | 1 | 2019 |
| Scheibel, Tim | 1 | 1994 |
| Schell, Matt | 3 | 1999,00,01 |
| * Schilleter, W.A. (Shorty) | 4 | 1911,12,13,14 ^c |
| Schlink, David | 1 | 2005 |
| * Schneck, J.R. | 2 | 1918,19 |
| Schonhar, Todd | 2 | 1985,86 |



ASHLEY SHEPPARD

| | | |
|------------------------|---|---|
| * Schroder, F.E. | 1 | 1912 |
| Schuessler, Nick | 3 | 2014,15,16 |
| Scott, Artavis | 3 | 2014,15,16 |
| Scott, Cameron | 1 | 2018 |
| Scott, Dorell | 4 | 2005,06,07,08 |
| Scott, Jeff | 3 | 2000,01,02 |
| Scott, Jim | 3 | 1981,82,83 |
| Scott, Randy | 4 | 1975,76 ^{cc} ,77 ^{cc} ,78 ^{cc} |
| Scott, Shane | 3 | 1989,90,91 |
| Scott, William | 2 | 1974,75 |
| Scudato, Ron | 3 | 1959,60,61 |
| Sealy, Sonny | 1 | 1982 |
| Sease, Jody | 2 | 1984,85 |
| Sease, Tommy | 2 | 1955,56 |
| Seay, Pitts | 1 | 1943 |
| Seckinger, Stanton | 4 | 2012,13,14,15 ^{cc} |
| Seegars, Stacy | 4 | 1990,91,92,93 |
| Seigler, Eddie | 3 | 1970,71,72 |
| * Segars, Al | 1 | 1937 |
| * Segars, Kent | 1 | 1936 |
| Sekas, Connor | 1 | 2017 |
| Sellers, Joe | 2 | 1963,65 |
| Sensabaugh, Coty | 4 | 2008,09,10,11 ^{cc} |
| Seth, Mike | 3 | 1997,98,99 |
| Setzekorn, Ken | 2 | 1984,85 |
| Seyle, Rusty | 3 | 1986,87,88 |
| Sharpe, Bill | 1 | 1964 |
| * Sharpe, Bob | 3 | 1938,39,40 ^c |
| Sharpe Jr., Bob | 2 | 1975,76 |
| * Sharpe, F.J. | 1 | 1931 |
| Sharpe, Tommy | 3 | 2002,03,04 |
| Shatley, Tyler | 4 | 2010,11,12,13 ^{cc} |
| Shaw, Milt | 1 | 1994 |
| * Shealy, A.S. (Shack) | 4 | 1896,97,98 ^c ,99 |
| Shealy, Pat | 2 | 1971,72 |
| Shell, Bob | 3 | 1970,72,73 |
| Sheppard, Ashley | 4 | 1989,90,91,92 ^{cc} |
| Shields, John | 2 | 1968,69 |
| * Shingler, Lowndes | 3 | 1958,59,60 ^{cc} |
| * Shirley, Jim | 3 | 1950,51,52 |
| Shish, Paul | 1 | 1969 |
| * Shockley, J.A. | 1 | 1922 |
| * Shore, Henry | 3 | 1933,34,35 ^c |
| Shown, Jack | 2 | 1952,53 |
| Shuey, Spencer | 4 | 2010,11,12,13 ^{cc} |

| | | |
|------------------------|----------|-----------------------------|
| * Shuford, Don | 3 | 1934,35,36 |
| * Siegel, Reuben | 3 | 1929,30,31 |
| Siepe, Jeff | 3 | 1970,71,72 |
| Silver, Dennis | 1 | 1974 |
| Simmons, Anthony | 3 | 1995,96,97 |
| Simmons, Caleb | 1 | 2010 |
| Simmons, Isiah | 3 | 2017,18,19 ^{cc} |
| * Simmons, Ralph | 1 | 1937 |
| * Simmons, T.D. (Shag) | 1 | 1919 |
| * Simmons, Wayne | 4 | 1989,90,91,92 ^{cc} |
| Simmons, Willie | 3 | 2000,01,02 |
| Simpson, Don | 1 | 1943 |
| Simpson, John | 4 | 2016,17,18,19 ^{cc} |
| Simpson, LaMarick | 4 | 1992,93,94,95 |
| Simpson, Tyrone | 3 | 1989,90,93 |
| * Sims, David | 4 | 1977,78,79,80 |
| Sims, Marvin | 3 | 1977,78,79 |
| * Sitton, Vet | 2 | 1902,03 |
| Sizer, Danny | 3 | 1988,89,90 |
| Skalski, James | 4 | 2016,17,18,19 |
| Skiffey, Jim | 1 | 1962 |
| Skinner, Matt | 2 | 2009,10 |
| Smalls, Andy | 3 | 1950,52,53 |
| Smart, Bill | 1 | 1944 |
| Smith, Akil | 2 | 1998,99 |
| Smith, Bill | 4 | 1977,78,79,81 |
| Smith, Brent | 2 | 2003,06 |
| Smith, Bryant | 1 | 1998 |
| Smith, Cannon | 4 | 2015,16,17,18 |
| Smith, Chad | 4 | 2016,17,18,19 |
| Smith, Darrell | 4 | 2010,11,12,13 |
| Smith, David | 4 | 2008,09,10,11 |
| Smith, Dennis | 3 | 1973,74,75 ^{cc} |
| Smith, Emory | 4 | 1993,94,95,96 |
| * Smith, Glenn | 3 | 1949,50,51 |
| Smith, Gregg | 1 | 1976 |
| Smith, Harold | 1 | 1959 |
| Smith, Jack | 2 | 1958,59 |
| Smith, Joey | 2 | 1979,80 |
| Smith, Joshua | 1 | 2003 |
| Smith, Lynn | 1 | 1979 |
| Smith, Matt | 3 | 1977,78,79 |
| * Smith, Randy | 1 | 1965 |
| Smith, Richard | 4 | 1985,86,87,88 |
| Smith, Robert | 4 | 2011,12,13,14 |

| | | |
|------------------------|----------|--|
| Smith, Ronnie | 4 | 1974,75,76,77 |
| Smith, Shaq | 2 | 2017,18 |
| * Smith, Sterling | 2 | 1949,50 |
| * Smith, Terry | 4 | 1990,91,92,93 |
| Smith, Thorny | 1 | 1968 |
| Smith, Van | 3 | 2015,16,17 |
| Smith, Willie | 3 | 1954,55,57 |
| * Snead, W.F. (Bill) | 1 | 1901 |
| * Snowden, Moon | 1 | 1927 |
| Snyder, Paul | 3 | 1957,58,59 ^{cc} |
| Sobeski, Michael | 4 | 2011,12,13,14 |
| Solomon, Louis | 4 | 1992,93 ^{cc} ,94 ^{cc} ,95 ^c |
| * Soloman, Homer | 1 | 1930 |
| Somainsi, Jamie | 2 | 1999,00 |
| Soowal, Jeff | 3 | 1976,77,78 |
| Sorrells, Brian | 1 | 2007 |
| Southerland, Ivan | 3 | 1967,68,69 ^c |
| * Sowell, Frank | 1 | 1930 |
| Sox, Greg | 1 | 1986 |
| * Spearman, Jack | 2 | 1920,21 ^c |
| Speck, Chad | 4 | 1997,98,99,00 ^{cc} |
| Spector, Baylon | 2 | 2018,19 |
| Spector, Robbie | 3 | 1988,89,90 |
| Spence, Alex | 2 | 2017,18 |
| Spence, Austin | 2 | 2017,18 |
| Speros, Jim | 1 | 1980 |
| Spewick, Brandon | 1 | 2008 |
| Stephens, Bill | 1 | 1986 |
| Spiers, Will | 3 | 2017,18,19 |
| Spiller, C.J. | 4 | 2006,07,08,09 ^{cc} |
| Spooner, Bob | 3 | 1955,56,57 |
| Spry, David | 4 | 1983,85,86,87 |
| Squires, Tappey | 1 | 1969 |
| Squy, Jack | 1 | 1942 |
| Stanford, Calloway | 1 | 1940 |
| Stephens, Darnell | 4 | 1991,92,93,94 |
| * Stephens, Tony | 2 | 1986,87 |
| * Stevens, Alex | 3 | 1932,33,34 |
| * Stevens, R.G. | 1 | 1909 |
| Stewart, Tony | 4 | 2011,12,13,14 |
| Stewart, Cade | 3 | 2017,18,19 |
| Stewart, Dante | 1 | 2012 |
| * Stewart, J.D. | 1 | 1924 |
| Stewart, Watt | 1 | 1944 |
| Stocks, Jeff | 3 | 1971,72,73 |

LETTERMEN

| | | |
|-------------------------|----------|-----------------------------|
| Stockstill, Jeff | 3 | 1980,81,82 |
| Stokunas, Jason | 2 | 1997,99 |
| Stone, Daniel | 1 | 2015 |
| Stone, Don | 1 | 1973 |
| Stone, Preston | 1 | 2008 |
| Stone, Tyler | 1 | 2007 |
| Stoudt, Cole | 4 | 2011,12,13,14 |
| Stough, Tim | 4 | 1973,74,75,76 |
| Straight, John | 1 | 2000 |
| Strayer, Phil | 1 | 1969 |
| Streeter, Brandon | 3 | 1997,98,99 |
| * Stribling, J.W. | 3 | 1913,14,15 |
| * Strother, Frank | 1 | 1923 |
| Stuckey, Chansi | 4 | 2003,04,05,06 ^{cc} |
| Stuckey, Jim | 4 | 1976,77,78,79 |
| Stuermann, Russell | 1 | 2001 |
| Sublette, Richard | 1 | 1948 |
| * Suggs, H.L. | 2 | 1914,15 |
| * Sullivan, Frank | 3 | 1897,98,99 |
| Sultis, Jim | 3 | 1945,46,47 |
| * Summers, J.C. (Chuck) | 2 | 1905,06 |
| Sursavage, Butch | 3 | 1965,66,67 |
| Sursavage, Jim | 3 | 1968,69,70 ^{cc} |
| Suttle, Jeff | 4 | 1980,81,82,83 |
| Sutton, George | 1 | 1962 |
| * Sweatte, Johnny | 1 | 1941 |
| * Swetenburg, J.R. | 2 | 1920,21 |
| Swift, Bob | 1 | 1963 |
| Swing, Dale | 3 | 1982,83,84 |
| Swinney, Drew | 1 | 2019 |
| Swinney, Jack | 1 | 2017 |
| Swinney, Will | 3 | 2017,18,19 |
| * Swofford, Bob | 3 | 1927,28,29 |
| * Swygert, George | 2 | 1896,97 |
| Symmes, Brian | 1 | 2012 |

T

| Player | VL | Year(s) |
|-------------------------|----------|-----------------------------|
| * Talley, J.H. | 1 | 1926 |
| Tankersley, Cordrea | 4 | 2013,14,15,16 |
| Tate, Trey | 4 | 2002,03,04,05 |
| Taylor, Bruce | 1 | 1990 |
| Taylor, Jeff | 1 | 1989 |
| * Taylor, Jerry | 2 | 1961,62 |
| Taylor, J.W. | 1 | 1943 |
| Taylor, Rendrick | 4 | 2005,06,07,09 |
| Taylor, Vince | 4 | 1986,87,88,89 |
| Teadall, Andy | 2 | 2015,16 |
| Temples, Jamison | 1 | 1992 |
| * Tennant, A.B. (Dutch) | 4 | 1921,22,23,24 |
| Terrell, A.J. | 3 | 2017,18,19 |
| * Testerman, Don | 2 | 1974,75 |
| * Thackston, L.P. | 3 | 1917,18,19 |
| * Thomas, Bill | 3 | 1956,57,58 ^{cc} |
| Thomas, Brandon | 4 | 2010,11,12,13 ^{cc} |
| Thomas, David | 1 | 1972 |
| * Thomas, Doug | 4 | 1987,88,89,90 |
| Thomas, Franklin | 2 | 1992,93 |
| Thomas, Rodney | 4 | 1999,00,01,02 |
| Thomas, Ronnie | 2 | 2000,02 |
| Thomas, Xavier | 2 | 2018,19 |
| Thomason, Johnny | 1 | 1955 |
| Thomason, Ty | 1 | 2018 |
| Thompson, Brandon | 4 | 2008,09,10,11 ^{cc} |
| Thompson, Dave | 3 | 1968,69,70 |
| * Thompson, Doug | 1 | 1955 |
| * Thompson, J.W. | 1 | 1916 |
| Thompson, John | 3 | 1996,97,98 |
| Thompson, Marion | 3 | 1950,51,52 |
| * Thompson, Oscar | 3 | 1946,47,48 |
| Thompson, Trevion | 4 | 2015,16,17,18 |
| Thornton, Mark | 2 | 1978,79 |
| * Thornton, R.E. | 1 | 1918 |
| Thorsland, Oscar | 3 | 1960,61,62 |
| Thurlow, Cody | 1 | 2013 |
| Thurman, Cardell | 1 | 1992 |
| Tice, Johnny | 1 | 1954 |
| * Tillman, Henry | 1 | 1902 |
| Tillotson, Brian | 1 | 1994 |
| * Timmerman, W.P. (Pap) | 2 | 1926,27 |
| * Timmons, Charlie | 3 | 1939,40,41 |
| Timothy, Gifford | 3 | 2011,12,13 |
| * Tinsley, Sid | 3 | 1940,41,44 ^{cc} |
| Tisch, Logan | 2 | 2016,18 |
| * Tisdale, Charlie | 3 | 1938,39,40 |
| Todd, Moe | 1 | 1969 |
| Tolley, Charlie | 2 | 1967,69 ^{cc} |
| * Tomkins, F.G. | 1 | 1896 |
| Tomkins, James | 3 | 1966,67,68 |

| | | |
|-----------------------|----------|-----------------------------|
| Townsend, Lateek | 2 | 2011,12 |
| Trapp, Amir | 2 | 2016,17 |
| Trapp, James | 4 | 1989,90,91,92 |
| Trayham, Arden | 1 | 1943 |
| Traylor, Drew | 2 | 2010,11 |
| Traynham, Tyler | 1 | 2019 |
| Treadwell, David | 3 | 1985,86,87 |
| * Trembley, Jimmy | 1 | 1969 |
| Tremel, Taylor | 1 | 2006 |
| * Trexler, Bru | 2 | 1937,39 |
| Trimble, Jamie | 3 | 1994,95,96 |
| Triplett, Danny | 4 | 1979,80,81,82 |
| * Trobaugh, Allen | 1 | 1938 |
| * Trobaugh, Earl | 1 | 1938 |
| Troy, Mike | 2 | 1963,64 |
| Trumpore, Arthur | 1 | 1943 |
| * Troutman, John | 3 | 1933,34,35 |
| Tucker, Harrison | 1 | 2015 |
| Tucker, Kyle | 1 | 2003 |
| Tucker, Richard | 1 | 1988 |
| * Turbeville, A.C. | 1 | 1912 |
| * Turbeville, Horace | 1 | 1956 |
| Turner, Bo | 2 | 1945,46 |
| Turner, Elijah | 1 | 2019 |
| * Turner, H.M. (Tuck) | 1 | 1907 |
| Turner, Nolan | 3 | 2017,18,19 |
| * Turnipseed, Rhett | 1 | 1922 |
| Turpin, Bucky | 2 | 1966,67 |
| Tuten, Rich | 3 | 1976,77,78 |
| Tuttle, Perry | 4 | 1978,79,80,81 ^{cc} |
| Tyler, O.J. | 2 | 1974,76 |
| Tyner, Mitch | 2 | 1973,74 |

U

| Player | VL | Year(s) |
|----------------------|----------|-----------------------------|
| Underwood, Willie | 4 | 1977,78,79,80 ^{cc} |
| Upshaw, Regan | 3 | 2017,18,19 |
| Usher, Lewis | 4 | 1991,92,93,94 |
| * Usry, George | 3 | 1957,58,59 |

V

| Player | VL | Year(s) |
|-----------------------|----------|---------------|
| * Valentine, Jack | 1 | 1926 |
| Van Gieson, Sam | 1 | 2012 |
| Varn, Guy | 1 | 1983 |
| Varn, Rex | 4 | 1976,77,78,79 |
| Vaughan, Bradley | 1 | 2001 |
| Vaughan, Mark | 1 | 1985 |
| Vaughn, Khaleed | 4 | 2000,01,02,03 |
| Vaughn, Nigel | 2 | 2002,03 |
| Venables, Jake | 1 | 2019 |
| * Veronee, Jack | 3 | 1959,60,61 |
| Vincent, Cortney | 3 | 2005,06,07 |
| Vinson, Blake | 1 | 2018 |
| * Vogel, R.T. | 2 | 1896,97 |

W

| Player | VL | Year(s) |
|-------------------|----|-----------------------------|
| Wade, Chris | 1 | 2007 |
| * Wade, Connie | 2 | 1966,67 |
| Wade, D.A. | 1 | 1952 |
| * Wade, Don | 3 | 1949,50,51 |
| * Wade, Grady | 1 | 1920 |
| Wade, Michael | 4 | 2007,08,09,10 ^{cc} |
| Wade, Mike | 1 | 1981 |
| Wade, Scott | 1 | 2002 |
| Wagner, Larry | 1 | 1958 |
| Waldrep, Joe | 2 | 1964,65 |
| Waldrep, Perry | 1 | 1967 |
| Walker, Duane | 4 | 1984,85,86,87 |
| Walker, Gregory | 4 | 2000,01,02,03 ^{cc} |
| * Walker, Henry | 2 | 1946,47 |
| * Walker, John E. | 3 | 1923,24,25 |
| Walker, Landon | 4 | 2008,09,10,11 ^{cc} |
| * Walker, Norman | 4 | 1897,98,99 ^{cc} |
| * Walker, R.H. | 2 | 1909,10 |
| Walker, Roy | 2 | 2005,06 |
| * Wall, J.E. | 1 | 1926 |
| * Wall, Pete | 2 | 1953,55 |
| Wallace, K'Von | 4 | 2016,17,18,19 ^{cc} |
| Wallace, Nelson | 4 | 1973,74,75,76 |
| Walliser, Tristan | 1 | 2019 |
| Walls, Henry | 3 | 1983,84,85 |
| Walters, Henry | 2 | 1970,71 |
| Walters, Joey | 3 | 1974,75,76 ^{cc} |
| Ward, Billy | 3 | 1962,63,64 |
| Ward, Diamond | 3 | 1995,96,97 |
| Ward, Jimmy | 3 | 1950,51,52 |
| Ware, Billy | 3 | 1966,67,68 |

| | | |
|-------------------------|----------|---|
| * Warr, Elza | 2 | 1926,27 |
| * Warren, George | 2 | 1906,07 |
| Washington, Brady | 2 | 1999,00 |
| Washington, Donnell | 3 | 2001,02,03 |
| Washington, Jay | 2 | 1972,73 |
| Waters, Anthony | 4 | 2003,04,05,06 ^{cc} |
| Waters, Charlie | 3 | 1967,68,69 |
| Watkins, Carlos | 4 | 2012,14,15,16 |
| Watkins, Nick | 4 | 2004,05,06,07 |
| Watkins, Sammy | 3 | 2011,12,13 |
| Watkins, T.J. | 4 | 1998,99,00,01 |
| Watson, Ben | 2 | 1969,70 |
| * Watson, Charles | 2 | 1933,34 |
| Watson, Deshaun | 3 | 2014,15,16 ^{cc} |
| Watson, John | 1 | 1985 |
| Watson, Josh | 4 | 2011,12,13,14 |
| Watson, Matt | 1 | 2002 |
| Watson, Ronald | 4 | 1981,82,83,84 |
| Watson, Ronald | 1 | 2009 |
| Watson, Speedy | 2 | 1994,95 |
| Watson, Taylor | 3 | 2012,13,14 |
| Watts, Justin | 5 | 1996,97,98,99,00 |
| Watts, Waldo | 2 | 1969,70 |
| Weaver, Billy | 2 | 1962,63 |
| * Webb, Clare (Tanny) | 4 | 1911,12,13,14 |
| Webb, Gary | 3 | 1976,77,78 |
| * Webb, H.B. | 1 | 1922 |
| * Webb, Hugh | 1 | 1940 |
| Webb, Jack | 2 | 1957,58 |
| * Webb, Mike | 1 | 1904 |
| * Webb, Travers | 4 | 1973,75,76,77 |
| Webster, Reid | 4 | 2011,12,13,14 |
| Weddington, Rick | 2 | 1976,77 |
| Weeks, Jimmy | 3 | 1975,76,77 |
| Weeks, Scott | 1 | 1981 |
| Welch, Ken | 2 | 1976,77 |
| * Welch, Maxcey | 1 | 1930 |
| Welch, Nelson | 4 | 1991,92,93,94 |
| Wells, Jeff | 4 | 1980,82,83,84 |
| Wells, Jim | 2 | 1976,77 |
| Wells, Jimmy | 3 | 1951,52,53 |
| Wells, Joel | 3 | 1954,55,56 ^{cc} |
| Werner, Chuck | 3 | 1966,68,69 |
| Wernitz, Eddie | 3 | 1960,61,62 |
| * Werts, Rufus | 2 | 1931,32 |
| * Wertz, J.B. | 2 | 1922,23 |
| Wessinger, Ron | 1 | 1989 |
| West, Calvin | 3 | 1959,60,61 ^{cc} |
| West, Fernandez | 2 | 1988,89 |
| West, Ron | 1 | 1978 |
| Whetsell, Britton | 1 | 2008 |
| Whingter, Matt | 1 | 2000 |
| Whipple, Rod | 1 | 2002 |
| White, Clyde | 3 | 1952,53,54 ^{cc} |
| White, Harvey | 3 | 1957,58,59 ^{cc} |
| * White, J.D. | 1 | 1896 |
| White, Paul | 1 | 2000 |
| White, Raymond | 4 | 1994,95,96,97 ^{cc} |
| White, Tore | 2 | 2000,01 |
| * White, W.P. | 2 | 1908,09 |
| Whitehurst, Charlie | 4 | 2002,03,04,05 ^{cc} |
| * Whitley, Curtis | 3 | 1988,90,91 |
| Whitmire, Jim | 4 | 1943,46,47,48 |
| Whitten, Red | 3 | 1952,53,54 |
| * Wiehl, E.M. | 1 | 1916 |
| Wiggins, Don | 2 | 1969,70 |
| Wiggins, Korrin | 3 | 2013,14,16 |
| Wiggs, Milton | 1 | 1945 |
| Wiksell, Chris | 1 | 2004 |
| * Wild, Ormond | 1 | 1953 |
| * Wiles, Bill | 3 | 1935,36,37 |
| * Wilhite, F.T. (Rusty) | 1 | 1921 |
| Wilkins, Christian | 4 | 2015,16,17 ^{cc} , 18 ^{cc} |
| Willard, Jonathan | 4 | 2009,10,11,12 |
| Williams, Anthony | 2 | 2001,02 |
| Williams, Bobby | 3 | 1947,48,49 |
| * Williams, Bratton | 2 | 1923,24 |
| Williams, Braxton | 2 | 1982,83 |
| Williams, Braxton K. | 4 | 1998,99,00,01 |
| Williams, Brett | 4 | 1993,94,95,96 |
| Williams, DeShawn | 4 | 2011,12,13,14 |
| Williams, Eric | 1 | 1996 |
| Williams, Garrett | 3 | 2015,16,18 |
| * Williams, Jack | 3 | 1920,21,22 |
| Williams, Jalen | 4 | 2015,16,17,18 |
| Williams, Jerome | 2 | 1986,89 |
| Williams, Jerrold | 2 | 2012,13 |
| Williams, Jordan | 2 | 2018,19 |
| Williams, Keith | 3 | 1983,84,85 |

| | | |
|----------------------------|----------|-----------------------------|
| Williams, Kwam | 2 | 2005,06 |
| Williams, LeAnthony | 2 | 2018,19 |
| * Williams, M.H. | 2 | 1917,19 |
| Williams, Mike | 3 | 2013,14,16 |
| * Williams, Pat | 4 | 1985,86,87,88 |
| Williams, Paul | 1 | 1978 |
| Williams, Perry | 4 | 1983,84,85,86 |
| Williams, Ray | 4 | 1983,84,85,86 |
| Williams, Rodney | 4 | 1985,86,87,88 ^{cc} |
| Williams, Ronald | 3 | 1990,91,92 |
| Williams, Scott | 4 | 1981,82,83,84 |
| * Williams, Tommie | 1 | 1904 |
| Williams, Tommy | 2 | 1953,54 |
| Williams, Toney | 3 | 1976,77,78 |
| Williams, Undre | 2 | 1994,95 |
| Williamson, Bobby | 4 | 2002,03,04,05 |
| Williamson, Jimmy | 3 | 1972,74,75 ^{cc} |
| * Willimon, Gene | 2 | 1932,33 |
| * Willis, Albert | 1 | 1950 |
| * Willis, Don | 3 | 1936,37,38 |
| * Wilson, C.C. (Red) | 4 | 1921,22,23,24 |
| Wilson, Jim | 1 | 1959 |
| Wilson, Mac | 3 | 1969,70,71 |
| Wilson, Mond | 4 | 1994,95,96,97 |
| Wilson, Pierre | 4 | 1990,91,92,93 |
| Wilson, Ralph | 1 | 1944 |
| * Windham, E.E. | 1 | 1907 |
| * Windham, Kermit | 1 | 1936 |
| Wingo, Billy | 4 | 1973,74,75,76 |
| Winslow, Charles | 4 | 1992,93,94,95 |
| Wirth, Frank | 3 | 1969,71,72 ^{cc} |
| Wise, Frank | 4 | 1972,73,74,75 |
| * Withers, George | 3 | 1950,51,52 |
| Witherspoon, Derrick | 4 | 1990,91,92,93 |
| Witherspoon, Terry | 4 | 1997,98,99,00 |
| * Witsell, F.L. (Fish) | 3 | 1915,16,17 ^{cc} |
| * Wofford, Brian | 4 | 1996,97,98,99 |
| Wood, Benji | 1 | 1994 |
| * Woodruff, Foggy | 3 | 1928,29,30 |
| * Woods, Charlie | 3 | 1936,37,38 ^{cc} |
| * Woods, Footsie | 2 | 1941,45 |
| Woods, Joe | 2 | 1995,96 |
| Woods, Smith | 1 | 1903 |
| * Woodward, Henry | 3 | 1932,33,34 ^{cc} |
| Woodward, Morgan | 3 | 1999,00,01 |
| * Woodward, H.M. (Jake) | 3 | 1900,09,10 |
| Woodford, Donnell | 4 | 1985,86,87,88 ^{cc} |
| * Wray, A.F. (Bull) | 2 | 1921,22 |
| * Wray, Jack | 2 | 1924,25 |
| Wright, Charlie | 3 | 1940,41,42 ^{cc} |
| Wright, Corico | 4 | 2009,10,11,12 |
| Wright, John | 2 | 2009,10 |
| Wright, Tom | 2 | 1940,41 |
| * Wrightberry, Earl | 3 | 1950,51,52 |
| Wurst, Jim | 3 | 1980,81,82 |
| Wyatt, Antwan | 3 | 1993,94,95 |
| Wyatt, Charlie | 2 | 1952,53 |
| Wyatt, Rick | 4 | 1976,77,78,79 |
| * Wyndham, Wyndie | 3 | 1948,49,50 |
| Wynn, Stephen | 3 | 1991,93,94 |
| * Wyse, Fred | 3 | 1935,36,37 |

Y

| Player | VL | Year(s) |
|--------------------|----|--------------------------|
| * Yarborough, Mule | 2 | 1929,30 |
| * Yarborough, Al | 3 | 1933,34,35 |
| Yauger, Ray | 3 | 1968,69,70 ^{cc} |
| Yeargin, Richard | 3 | 2015,16,18 |
| Yeomans, Ken | 1 | 1980 |
| Young, Eric | 3 | 1977,78,79 |
| Young, Kyle | 4 | 1998,99,00,01 |
| Young, Will | 3 | 1993,94,95 |
| Youngblood, Kevin | 3 | 2000,02,03 |
| Yow, Ken | 1 | 1983 |

Z

| Player | VL | Year(s) |
|-------------------------|----------|---------------|
| Zachery, Travis | 3 | 1998,99,00 |
| Zager, Emil | 1 | 1958 |
| Zanders, Lannden | 1 | 2019 |
| Zanders, Sam | 2 | 1996,97 |
| * Zeigler, F.M. | 3 | 1920,21,22 |
| Zeiler, David | 1 | 1994 |
| Zimmerman, Dawson | 4 | 2008,09,10,11 |

HEAD COACHING RECORDS

| # | Head Coach | Alma Mater | Years | Seasons | Games | Conf. Champ. | Top-25 Years | 7 or less or OT | Conference | vs. Ranked | |
|---------------|---------------------------|----------------------|------------------|------------|--------------|--------------|--------------|--------------------------|--------------------------|------------------------|--|
| 1 | Walter Riggs | Auburn '93 | 1896,99 | 2 | 9 | NA | NA | 0-1 | NA | NA | |
| 2 | W.M. Williams | Auburn '96 | 1897 | 1 | 4 | NA | NA | 0-0 | NA | NA | |
| 3 | John Penton | Auburn '98 | 1898 | 1 | 4 | NA | NA | 0-0 | NA | NA | |
| 4 | John Heisman | Pennsylvania '92 | 1900-03 | 4 | 24 | 3 | NA | 2-3-2 | 11-1-2 | NA | |
| 5 | Shack Shealy | Clemson '00 | 1904 | 1 | 7 | NA | NA | 1-2-1 | NA | NA | |
| 6 | Eddie Cochems | Wisconsin '01 | 1905 | 1 | 6 | NA | NA | 0-1-1 | NA | NA | |
| 7 | Bob Williams ⁸ | Virginia '02 | 1906,09,13-15,26 | 6 | 46 | 1 | NA | 8-6-6 | 4-0 | NA | |
| 8 | Frank Shaughnessy | Notre Dame '05 | 1907 | 1 | 8 | NA | NA | 2-2 | NA | NA | |
| 9 | John Stone | Vanderbilt '08 | 1908 | 1 | 7 | NA | NA | 0-3 | NA | NA | |
| 10 | Frank Dobson | Peddie Institute | 1910-12 | 3 | 24 | NA | NA | 0-2-1 | NA | NA | |
| 11 | Wayne Hart | Georgetown (Ky.) '12 | 1916 | 1 | 9 | NA | NA | 1-1 | NA | NA | |
| 12 | Edward Donahue | Washington & Lee '16 | 1917-20 | 4 | 36 | NA | NA | 4-4-3 | NA | NA | |
| 13 | E.J. Stewart | Case Western Reserve | 1921,22 | 2 | 18 | 0 | NA | 1-0-2 | 1-5 | NA | |
| 14 | Bud Saunders | Missouri '11 | 1923-26 | 4 | 28 | 0 | NA | 5-5-1 | 1-9-1 | NA | |
| 15 | Josh Cody | Vanderbilt '17 | 1927-30 | 4 | 41 | 0 | NA | 9-2-1 | 12-9 | NA | |
| 16 | Jess Neely | Vanderbilt '23 | 1931-39 | 9 | 85 | 0 | 1 | 14-14-7 | 18-13-2 | 1-0 | |
| 17 | Frank Howard | Alabama '31 | 1940-69 | 30 | 295 | 8 | 6 | 49-45-12 | *100-48-5 | 9-31-1 | |
| 18 | Hootie Ingram | Alabama '55 | 1970-72 | 3 | 33 | 0 | 0 | 4-3 | 8-10 | 1-6 | |
| 19 | Red Parker | Arkansas A&M '53 | 1973-76 | 4 | 44 | 0 | 0 | 9-8-2 | 10-11-1 | 0-5 | |
| 20 | Charley Pell | Alabama '61 | 1977,78 | 2 | 23 | 1 | 2 | 6-2-1 | 10-1-1 | 2-3 | |
| 21 | Danny Ford ^f | Alabama '70 | 1978-89 | 12 | 129 | 5 | 7 | 26-19-4 | 44-14-1 | 20-12-1 | |
| 22 | Ken Hatfield | Arkansas '65 | 1990-93 | 4 | 46 | 1 | 3 | 8-5-1 | 19-10-1 | 8-7 | |
| 23 | Tommy West ^w | Tennessee '76 | 1993-98 | 6 | 59 | 0 | 0 | 6-14 | 21-19 | 4-12 | |
| 24 | Tommy Bowden | West Virginia '77 | 1999-08 | 10 | 117 | 0 | 4 | 19-23 | 43-32 | 13-23 | |
| 25 | Dabo Swinney ^s | Alabama '93 | 2008-19 | 12 | 161 | 6 | 10 | 26-15 | 77-16 | 33-19 | |
| Totals | | | | 124 | 1,263 | 25 | 33 | 200-180-45 (.524) | 379-198-14 (.653) | 91-118-2 (.436) | |

| # | Head Coach | Aug./Sept. | Oct. | Nov. | Dec./Jan. | Bowl | Home | Away | Neutral | Overall | Win % |
|---------------|---------------------------|-------------------------|--------------------------|--------------------------|---------------------|---------------------|--------------------------|--------------------------|-----------------------|-------------------|-------------|
| 1 | Walter Riggs | 0-0 | 2-2 | 4-1 | 0-0 | NA | 0-0 | 3-3 | 3-0 | 6-3 | .667 |
| 2 | W.M. Williams | 0-0 | 1-2 | 1-0 | 0-0 | NA | 0-0 | 2-2 | 0-0 | 2-2 | .500 |
| 3 | John Penton | 0-0 | 1-1 | 2-0 | 0-0 | NA | 1-0 | 1-1 | 1-0 | 3-1 | .750 |
| 4 | John Heisman | 0-0 | 10-2-1 | 9-1-1 | 0-0 | NA | 4-0 | 11-2-1 | 4-1-1 | 19-3-2 | .833 |
| 5 | Shack Shealy | 0-0 | 2-2 | 1-1-1 | 0-0 | 0-0 | 1-1 | 1-1-1 | 1-1 | 3-3-1 | .500 |
| 6 | Eddie Cochems | 0-0 | 2-0-1 | 1-2 | 0-0 | 0-0 | 0-0-1 | 2-2 | 1-0 | 3-2-1 | .583 |
| 7 | Bob Williams ⁸ | 2-0 | 9-9-5 | 10-10-1 | 0-0 | 0-0 | 6-2-2 | 12-12-3 | 3-5-1 | 21-19-6 | .522 |
| 8 | Frank Shaughnessy | 1-0 | 2-1 | 1-3 | 0-0 | 0-0 | 2-2 | 1-1 | 1-1 | 4-4 | .500 |
| 9 | John Stone | 1-0 | 0-3 | 0-3 | 0-0 | 0-0 | 1-1 | 0-3 | 0-2 | 1-6 | .143 |
| 10 | Frank Dobson | 1-0 | 6-6 | 4-6-1 | 0-0 | 0-0 | 4-3 | 7-6 | 0-3-1 | 11-12-1 | .479 |
| 11 | Wayne Hart | 1-0 | 1-3 | 1-3 | 0-0 | 0-0 | 2-1 | 1-1 | 0-4 | 3-6 | .333 |
| 12 | Edward Donahue | 4-0 | 7-7-1 | 10-5-2 | 0-0 | 0-0 | 11-3-1 | 5-8-2 | 5-1 | 21-12-3 | .625 |
| 13 | E.J. Stewart | 0-1 | 4-3-1 | 2-5-1 | 0-1 | 0-0 | 4-2 | 2-7-1 | 0-1-1 | 6-10-2 | .389 |
| 14 | Bud Saunders | 2-2-1 | 4-8 | 4-7 | 0-0 | 0-0 | 7-6-1 | 3-9 | 0-2 | 10-17-1 | .375 |
| 15 | Josh Cody | 6-0-1 | 16-1 | 7-9 | 0-1 | 0-0 | 13-0-1 | 9-8 | 7-3 | 29-11-1 | .720 |
| 16 | Jess Neely | 10-4-2 | 15-18-3 | 17-13-2 | 1-0 | 1-0 | 16-3-2 | 20-27-4 | 7-5-1 | 43-35-7 | .547 |
| 17 | Frank Howard | 34-18-4 | 54-57-4 | 72-39-4 | 5-4 | 3-3 | 81-30-2 | 72-81-8 | 12-7-2 | 165-118-12 | .580 |
| 18 | Hootie Ingram | 3-5 | 6-8 | 3-8 | 0-0 | 0-0 | 7-9 | 3-12 | 2-0 | 12-21 | .364 |
| 19 | Red Parker | 3-8-1 | 6-10-1 | 8-7 | 0-0 | 0-0 | 12-9-1 | 5-16-1 | 0-0 | 17-25-2 | .409 |
| 20 | Charley Pell | 4-2 | 9-0 | 5-1-1 | 0-1 | 0-1 | 9-2 | 9-1-1 | 0-1 | 18-4-1 | .804 |
| 21 | Danny Ford ^f | 26-11-2 | 36-8 | 28-8-2 | 6-2 | 6-2 | 53-12-3 | 36-15-1 | 7-2 | 96-29-4 | .760 |
| 22 | Ken Hatfield | 10-4 | 11-5-1 | 9-3 | 2-1 | 1-1 | 22-3-1 | 8-9 | 2-1 | 32-13-1 | .707 |
| 23 | Tommy West ^w | 9-11 | 9-10 | 12-4 | 1-3 | 1-3 | 18-13 | 12-12 | 1-3 | 31-28 | .525 |
| 24 | Tommy Bowden | 29-14 | 21-15 | 18-11 | 4-5 | 3-5 | 45-17 | 23-22 | 4-6 | 72-45 | .615 |
| 25 | Dabo Swinney ^s | 40-6 | 36-8 | 38-10 | 16-7 | 10-6 | 73-7 | 40-17 | 17-7 | 130-31 | .807 |
| Totals | | 186-86-11 (.677) | 270-189-18 (.585) | 267-160-16 (.621) | 35-25 (.583) | 25-21 (.543) | 392-126-15 (.750) | 288-278-23 (.508) | 78-56-7 (.578) | 758-460-45 | .618 |

⁸ - coached five games in 1926; ^f - coached one game in 1978; ^w - coached one game in 1993; ^s - coached seven games in 2008; * - includes a 66-30-2 (.684) record in ACC games

COACHING RECORDS

WINS

| Category | Season | Career |
|---------------------|-------------------------------------|-----------------------------------|
| Overall | 15, Dabo Swinney (2018) | 165, Frank Howard (1940-69) |
| Home | 7, many | 81, Frank Howard (1940-69) |
| Road | 5, many | 72, Frank Howard (1940-69) |
| Road/Neutral | 8, Dabo Swinney (2016,18) | 84, Frank Howard (1940-69) |
| ACC* | 9, Dabo Swinney (2015,18,19) | 83, Dabo Swinney (2008-19) |
| Conference* | 9, Dabo Swinney (2015,18,19) | 100, Frank Howard (1940-69) |
| Bowl | 2, Dabo Swinney (2016,18) | 10, Dabo Swinney (2008-19) |
| Top 25 [^] | 6, Dabo Swinney (2017) | 33, Dabo Swinney (2008-19) |
| Top 10 [^] | 3, Danny Ford (1981) | 16, Dabo Swinney (2008-19) |
| | 3, Dabo Swinney (2015,16) | |
| By 7 Points or Less | 7, Dabo Swinney (2016) | 49, Frank Howard (1940-69) |

WINNING PERCENTAGE

| Category | Season | Career |
|---------------------|---|---|
| Overall | 100.0 (12-0), Danny Ford (1981) | 83.3 (19-3-2), John Heisman (1900-03) |
| | 100.0 (15-0), Dabo Swinney (2018) | |
| Home | 100.0 (7-0), many | 91.3 (73-7), Dabo Swinney (2008-19) |
| Away | 100.0 (5-0), many | 70.2 (36-15-1), Danny Ford (1978-89) |
| ACC* | 100.0 (9-0), Dabo Swinney (2015,18,19) | 83.0 (83-17), Dabo Swinney (2008-19) |
| Conference* | 100.0 (9-0), Dabo Swinney (2015,18,19) | 83.0 (83-17), Dabo Swinney (2008-19) |
| Bowl | 100.0 (2-0), Dabo Swinney (2016,18) | 75.0 (6-2), Danny Ford (1978-89) |
| Top-25 | 100.0 (5-0), Dabo Swinney (2016) | 63.5 (33-19), Dabo Swinney (2008-19) |
| Top-10 | 100.0 (3-0), Danny Ford (1981) | 69.6 (16-7), Dabo Swinney (2008-19) |
| | 100.0 (3-0), Dabo Swinney (2016) | |
| By 7 Points or Less | 87.5 (7-1), Dabo Swinney (2016) | 63.4 (26-15), Dabo Swinney (2008-19) |

* - includes ACC Championship Games; ^ - AP, coaches or CFP ranking



FORMER HEAD COACHES

WALTER RIGGS 1896-99

Walter Riggs could easily be called the father of Clemson Football. He coached the football program at Clemson, not only because he had football experience, but he was also one of only two people on the Clemson campus to have ever seen a football game when the sport started in 1896. (The other person was Frank Thompkins who played in the backfield on Clemson's first team in 1896).

On Sept. 30, 1896, a small crowd gathered in one of the barrack's rooms and the group discussed the feasibility of organizing a football association. A committee of three was appointed to consult Professor Riggs as to management of a football team and to ask his aid as coach.

When the Tigers traveled to Furman for their first game on Oct. 31, 1896, it was the first time that many of the players had ever seen a full-sized regulation football field.

Riggs stepped down as football coach after the first season because the players wanted him to devote all his time to being a professor in the engineering department.

Riggs could easily be called a loyal man, as he answered the need of the Clemson football team again in 1899. The Clemson Athletic Association was low on money and could not afford to hire a coach. Therefore, he again answered the call of the school and became head coach in 1899 for free.

Riggs originally came to Clemson from Auburn. He graduated with top honors in 1893 with a B.S. degree in electrical and mechanical engineering. At Auburn, he was captain and catcher of the baseball team as well as the manager and left end of the football team. He also served as class president and was the director of the Glee Club.

Upon his graduation at Auburn, he was assistant to the president of the college until 1896, then he made his trek to Clemson.

Riggs later became president of Clemson on March 7, 1911 and in 1915, a new football stadium with other athletic facilities was named in his honor as Riggs Field. It is currently the home of the Tiger soccer team. In two years of coaching, Riggs guided the Tigers to a career record of 6-3.

W.M. WILLIAMS 1897

Clemson's second coach, W.M. Williams, was a native of West Point, Ga. He played at Auburn on the teams of 1894, 1895 and 1896, under the coaching of John Heisman. He was considered the best blocking halfback in the south. Williams led Clemson to the state championship and to a 2-2 season. During his time as coach, Clemson played two games in three days. Clemson was victorious over the Charlotte Y on October 23, but lost to North Carolina 28-0 on October 25.

JOHN PENTON 1898

The Tigers' third coach, J.A. Penton of Alabama, was captain and starting guard on the University of Virginia teams of

1893, 1894 and 1895. He was captain of the '95 Virginia Team that beat North Carolina to win the Championship of the South. Penton also played fullback at Auburn in '97 under John Heisman's coaching. Under Penton, Clemson won 55-0 over Bingham in its first home game, as W.C. Forsythe kicked every point after touchdown (11). In his only season at Clemson, Penton guided Clemson to a 3-1 record and the state title.

JOHN HEISMAN 1900-03

One of the most famous football coaches in the nation, John Heisman, coached at Clemson from 1900-03. He turned Clemson from virtually an unknown college to a southern powerhouse at the turn of the century. Heisman attended Brown University, taking the two-year law course offered at that time, and was a center on the football team. During the fall of 1889, he transferred to Pennsylvania. He lettered in football at both schools and graduated from Pennsylvania in 1893.

In the spring of 1894, Walter Riggs was a graduate manager for the football team at Auburn. It fell on his shoulders to find a coach for the season of 1895. Riggs wrote to Carl Williams, the Pennsylvania captain of 1894, asking him to suggest a suitable coach. He replied recommending J.W. Heisman, an ex-Pennsylvania player, and his coach at Oberlin.

After several weeks, Riggs finally found Heisman in Texas, where he was raising tomatoes. Having sunk all of his capital into the tomato venture, he was glad to return to his old love. He readily went to coach at Auburn for \$500 a year.

His coaching career began at Oberlin in 1892 and lasted 36 years. It included positions at Akron, Auburn, Clemson, Georgia Tech, Pennsylvania, Washington & Jefferson and Rice. He had an overall career record of 185-70-17.

John Heisman invented the hidden ball trick, the handoff, the double lateral and the "flea flicker." He pioneered the forward pass, arguing that it would scatter the mob. Heisman also originated the center snap and the word hike (previously the center used to roll the ball on the ground to the quarterback).

Heisman guided Clemson to conference titles in 1900 and 1902, and he led the Tigers to their first "bowl game" in 1903, when Clemson and Cumberland met on November 26 for the "Championship of the South." Cumberland, who had earlier defeated Auburn, Alabama and Vanderbilt, was considered to be champion of the southern states of Louisiana, Mississippi, Alabama, Tennessee and Kentucky. The game was played on a neutral site, Montgomery, Ala. Cumberland and Clemson fought to an 11-11 tie. After the news got back to Clemson that the game was a tie, the students and the local townspeople built a bonfire and paraded around the campus.

Overall, Heisman took Clemson to a 19-3-2 record in his four seasons. His 83.3 winning percentage is still the best in Clemson history. He was also the Clemson baseball coach from 1901-1903.

SHACK SHEALY 1904

Shack Shealy holds the distinction of being the only Tiger to have coached his alma mater. He lettered at Clemson from 1896-99 and later played two years at Iowa State. Shealy was a four-year starter playing right guard, end and in his senior year, he played in the backfield. He only coached Clemson one year (1904) and led the Tigers to a 3-3-1 record, including wins over Alabama, Georgia and Tennessee.

EDDIE COCHEMS 1905

Ed Cochems lettered at Wisconsin in 1899, 1900 and 1901. He was described as a great halfback or end on the strong Wisconsin teams at the turn of the century, including the 1901 undefeated team. In his playing career, he had a 100-yard kickoff return in a 35-0 win over Chicago in 1901, and had four touchdowns against Notre Dame in 1900. After his playing days, he immediately went into coaching. He was the head coach of North Dakota in 1902 and 1903 and served briefly as an assistant with former teammate, Art Curtis at Wisconsin in 1904.

Cochems led Clemson to a 3-2-1 record overall, including wins over Georgia and Auburn. After his Clemson career, he was head coach and athletic director at St. Louis in 1906. After the forward pass was legalized in 1906, Cochems did something with the pass at once in his first year at St. Louis, while other coaches stuck with the running game. He taught his players not to throw the ball end-over-end, but instead like a projectile - a spiral. He called this new weapon a projectile pass.

Historians credit Cochems as being the first coach to use and perfect the first legal pass in a game. The first studied refinements in throwing the ball, which led to the spiral, occurred in 1906 under Cochems. Brad Robinson of St. Louis threw the first forward pass to Jack Schneider on Sept. 5, 1906 in Waukensha against Carroll.

BOB WILLIAMS 1906,09,13-15,26

Bob Williams is one of the few coaches in the nation to have coached football at two rivals. Williams coached football at both Clemson and South Carolina. Before coming to Clemson, he coached at Davidson in 1905. He coached at South Carolina for two years and guided the Gamecocks to a 6-1 record in 1902 and an 8-2 slate in 1903.

In his career at South Carolina, he administered the most unexpected defeat of Clemson, as he beat a heavily favored Heisman team, 12-6 in 1902.

He served the Tigers as head coach a total of four terms (1906,09,13-15,26). Between 1915-26, Williams practiced law in Roanoke, Va. and was the city's mayor.

One of the highlights of his career included leading the 1906 team to an unbeaten season (4-0-3), which included wins over Georgia, Auburn, Tennessee and a Heisman-coached Georgia Tech squad.

FRANK SHAUGHNESSY 1907

Frank Shaughnessy was known for his ability as a sports administrator. He served many positions, from a pro hockey coach to the International Baseball League Commissioner. A graduate in pharmacy at Notre Dame, he was captain of the baseball and football teams during his senior season. After his graduation in 1905, he coached baseball at Notre Dame. The summer before coming to Clemson, he played for Ottawa of the Eastern League. That summer, he played left field and ended the season with a .352 batting average. He played nine MLB games in 1905 and 1908 with Washington and the Philadelphia Athletics.

At Clemson, he coached the baseball teams during 1907 and 1908, and he was head football mentor in 1907, where he posted a 4-4 record.

Shaughnessy made his name in baseball, but he took part in many other sports. Besides being a sports legend at Notre Dame, he managed the NHL's Ottawa Senators to the 1915 Stanley Cup Finals and coached football teams at Clemson, Washington & Lee and McGill. He retired as the president of the International Baseball league in 1960.

In a game against Kansas, Shaughnessy ran 107 yards for the only Irish score, as Kansas won the game 24-5. Football fields were 110 yards back then and touchdowns were five points. This is still a Notre Dame record. He passed away in 1969.

JOHN STONE 1908

John Stone is one of three coaches who graduated from Vanderbilt and later became head football coach at Clemson. While at Vanderbilt, he was a member of the All-Southern Football team for four years. He was a big man for his time, standing 6'2". Clemson was 1-6 in 1908, but the Tigers lost many of their star players and substitutes from 1907 due to a college prank that saw 306 students expelled.

FRANK DOBSON 1910-12

Frank Dobson was a pro baseball player before coming to Clemson, as he was the property of the Pittsburgh Nationals. Walter Riggs, President of the Clemson Athletic Association, thought it was unfair to keep shuffling coaches year after year. He offered Dobson a three-year contract, which was the first contract offered and signed by a Clemson coach.

At Clemson, he coached football, basketball and baseball. He was Clemson's first basketball coach, leading it to its only undefeated season (4-0) in history in the inaugural season (1911-12). In 1912-13, Clemson had a 9-5 record. He was head baseball coach from 1911-13.

WAYNE HART 1916

Wayne Hart served as head coach at Clemson in 1916 and coached the Tigers to a 3-6 record. Under Hart, the Tigers defeated Furman and South Carolina. He played three seasons at tackle for

FORMER HEAD COACHES

Georgetown. Hart also played one season at George Washington. He was a member of the All-South Atlantic team on four occasions. Hart also served as an assistant coach at Georgetown.

In 1913, Hart coached the Washington Vigilants, a professional football team, and did not lose a single contest. During his last two seasons prior to his arrival to Clemson, he coached various sports at Technical High School in Washington, D.C.

EDWARD DONAHUE 1917-20

Edward Donahue had to be one of the most organized men in the country. During the 1918-19 academic year, Donahue was the head coach of four Clemson sports... football, basketball, baseball and track. During his four-year career, he served as basketball and baseball coach for two years and head track coach for one season.

He was an outstanding athlete at Washington & Lee, where he played in the backfield on the football team and played catcher on the baseball diamond. Upon graduation, he was an assistant in football and was the head baseball and basketball coach.

E.J. STEWART 1921,22

E.J. Stewart was head football coach for two years at Clemson, 1921-22. However, he coached more than one sport during his stay at Tigertown. In the spring of 1921, Stewart coached the baseball and track teams while conducting spring football practice. During the fall, Stewart's football team had a 1-6-2 record, but he improved to a 5-4 slate in 1922. He went on to coach the track teams in 1922 and 1923.

Stewart was a standout athlete in football, baseball, basketball and track at Case Western Reserve University in Cleveland, Ohio. Upon his graduation, Stewart played, organized and served as head coach of the Massillon (Ohio) Professional football team.

Stewart also coached at Nebraska and Texas. At Nebraska, he led the Cornhuskers to a combined record of 11-4 in 1916 and 1917. The Cornhuskers also captured the Missouri Valley Conference title during both seasons. After leaving Nebraska, he entered the automobile business as President and Treasurer of the Stewart Motor Co. Due to the economic conditions at the time, he decided to go back into coaching.

BUD SAUNDERS 1923-26

Bud Saunders graduated from Missouri in 1911 with a bachelors degree in Law. At Missouri, he played both football and basketball. Saunders wanted to play two other sports, but a conference rule forbid a student-athlete from participating in more than two sports.

Saunders served as football coach at Knox College before arriving at Clemson. In football, Saunders coached for four seasons from 1923-26. He also coached the basketball teams in 1924 and 1925. Saunders' best season in football came

during the 1923 campaign, as he led the Tigers to a 5-2-1 record.

JOSH CODY 1927-30

Josh Cody, fondly known as "big man," will always be a favorite to Clemson fans. Cody, a big man in stature at 6-2, 220 pounds, led Clemson to victories over South Carolina for four straight years. He is the only coach in Clemson history who has been around more than two seasons who never lost a football game to South Carolina. He also defeated Furman three straight years. Cody had a 13-0-1 record in home games and posted a 72 percent winning mark overall, the fourth-best mark in Clemson history.

After a 5-3-1 start in the 1927 season, Cody guided the Tigers to back-to-back 8-3 seasons in 1928 and 1929. On May 6, 1929, to show appreciation, Cody was given a new Buick by the alumni, student body and faculty.

In his final season (1930), the Tigers finished with a record of 8-2. Cody also coached basketball at Clemson for five seasons and guided Clemson to a 16-9 slate in 1930. During the 1928-30 seasons, he guided Clemson to a 22-4 mark at home. Cody went on to coach Temple's men basketball team from 1942-52. He took the Owls to their first NCAA Tournament in 1944.

JESS NEELY 1931-39

Clemson played in its first bowl game under Jess Neely in the 1940 Cotton Bowl. The Tigers, unknown at the time, became a household word after defeating heavily-favored Boston College 6-3 in the Cotton Bowl. It was the Tigers' first victory over a top-20 ranked team in school history. Clemson had a 43-35-7 record during Neely's tenure.

Neely came to Clemson in 1931 and his recruitment of Banks McFadden took Clemson to another level. In 1938, Neely coached Clemson to a second-place finish in the Southern Conference with a 7-1-1 record.

In 1939, Banks McFadden became Clemson's second All-American, and the team concluded the season with a trip to Dallas for the Cotton Bowl. Neely left Clemson in January 1940 and moved on to Rice, where he took that school to new heights. Neely is a member of the College Football Hall of Fame. Neely's landmark accomplishments in the 1930s at Clemson contributed significantly to Clemson's outstanding football tradition.

FRANK HOWARD 1940-69

Frank Howard succeeded Jess Neely in 1940 when Neely moved on to Rice. He got the job when he seconded his own nomination during a meeting of the president and athletic council. He signed a one-year contract, then lost the document and never had another in his 30 years as head coach.

He graduated from Alabama in 1931, where he was a star lineman. He played in the 1930 Rose Bowl, then started his

coaching career under Neely at Clemson in 1931, and was a part of a rebirth of Tiger football in the late 1930s. He was an assistant on the 1939 team that posted a 9-1 mark and beat Boston College 6-3 in the Tigers' first bowl game.

In 1940, he began his head coaching career with a bang as he won the Southern Conference title, the first of eight conference titles Howard won in his coaching career, still a Tiger coaching record.

Howard had his most successful season in 1948 when he took Clemson to an 11-0 record, the Tigers' first perfect season since 1900. The campaign included a Southern Conference championship, a Gator Bowl win over Missouri and a No. 11 final ranking. He nearly duplicated the feat in 1950 when he guided Clemson to a No. 10 AP final ranking, a 9-0-1 finish and a 15-14 win over Miami (Fla.) in the Orange Bowl.

When he retired in 1969, Howard was the fifth winningest coach in the nation with 165 victories, quite an accomplishment considering only 38 percent of his games were at home. He had 96 wins as an ACC coach, now third in conference history, and he captured six (five outright and one co-championship) ACC titles, a record Bobby Bowden broke in 1998. Howard's teams appeared in six bowl games, 63 of his players were drafted by the NFL, and 37 played in the league.

Howard, a native of Barlow Bend, Ala., had six top-20 seasons, won eight conference titles (two Southern, six ACC), won 100 conference games and was a two-time ACC Coach-of-the-Year. He coached 25 academic All-ACC selections and five Academic All-Americans. Eleven of his players were chosen on-the-field All-Americans. Howard was inducted into the College Football Hall of Fame in 1989 and he was inducted into the Clemson Ring of Honor in 1994.

HOOTIE INGRAM 1970-72

Hootie Ingram will be best remembered as the coach who made the Tiger Paw famous. Before his first year as head coach in 1970, Clemson introduced the Tiger Paw as the official logo of Clemson University's Athletic teams.

Ingram graduated from Alabama in 1955. He also received his master's degree in school administration from Alabama and later became Crimson Tide athletic director. The native of Tuscaloosa, Ala., was an All-SEC defensive back for the Crimson Tide as a senior. He had his best season (5-6) at Clemson in 1971. He also finished second in the ACC standings with a 4-2 league mark in 1971. He was later inducted into the Orange Bowl Hall of Fame.

RED PARKER 1973-76

Red Parker spent four years at Clemson as head coach. His 1974 squad lived up to the theme "Excitement Galore, Clemson Football '74" and had a 7-4 record, with victories over Georgia, Georgia Tech and South Carolina. Before arriving in Tiger-town, Parker spent seven years (1966-72)

as head coach at The Citadel. He guided the Bulldogs to a 8-3 record during in the 1971 campaign.

Parker earned a bachelor's degree in physical education from Arkansas A&M in 1953. He earned three letters each in football, basketball and track, as a running back-defensive back, second-baseman/shortstop and sprinter. He later served as head coach at Harmony Grove High School in Arkansas. He died Jan. 4, 2016.

CHARLEY PELL 1977,78

Charley Pell, who was Clemson's head coach in 1977,78 authored college football's Cinderella story in 1977. The Albertville, Ala. product took a team that was 3-6-2 in 1976, and led the 1977 Tigers to an 8-2-1 regular-season mark and a berth in the Gator Bowl. It was Clemson's first final top-20 season since 1959. He coached Clemson to a 10-1 regular season in the 1978 season before he left to become head coach at Florida. Clemson's 1978 team beat Ohio State in the Gator Bowl and finished ranked No. 6 in the AP poll in his second year as Clemson's head coach.

He was a near unanimous choice as ACC Coach-of-the-Year in 1977 and 1978, the first coach, regardless of sport, to win ACC Coach-of-the-Year honors in each of his first two years. A two-way starter and three-year letterwinner at Alabama, Pell was on its 1961 National Championship team.

He came to Clemson in 1976 and served as assistant head coach and defensive coordinator. Pell passed away in June 2001 after battling cancer.

DANNY FORD 1978-89

Danny Ford had an auspicious beginning to his head coaching career. He gained a 17-15 win over Ohio State in the 1978 Gator Bowl. The 30-year-old coach, the youngest in Division I at the time, also defeated a college football legend in a contest that put Clemson on the national map, as he defeated Woody Hayes in the latter's last game. He had taken over the coaching reigns on Dec. 10, 1978 when Charley Pell resigned to become head coach at Florida.

Ford kept things going in 1979 with wins over Georgia and Notre Dame and another trip to a bowl (Peach). In 1981, he helped Clemson reach the summit of college football by winning the national title. His Tigers downed three top-10 teams during the course of the 12-0 season that concluded with a 22-15 win over Nebraska in the Orange Bowl. Ford was named National Coach-of-the-Year.

The wins continued in 1982 and 1983, as Clemson had consecutive 9-1-1 years. Clemson finished in the top 12 in both years, and had a 30-2-2 record over a three-year period, best in the nation.

Clemson won three straight ACC titles under his guidance between 1986-88. In 1989, Clemson registered a 10-2 season and top 12 national ranking, the fourth straight season Clemson finished in the final AP top 20. He closed his career with

FORMER HEAD COACHES

a 27-7 win over West Virginia in the Gator Bowl, his sixth bowl win in eight tries and his fourth in succession.

Ford was the third winningest active coach in the nation on a percentage basis at the end of the 1989 season. He finished with a 96-29-4 career ledger at Clemson and remains one of only three coaches in ACC history with better than a 75 percent winning mark (minimum of four years). He finished with a 76-percent winning percentage and five ACC Championships, second only to Frank Howard's six crowns.

The 1969 Alabama graduate is still the youngest coach to win the national title, as he was just 33-years-old when the Tigers shocked the college football world in 1981. He coached 71 first-team All ACC selections and 26 All-Americans. Forty-two of his former Tigers were drafted by the NFL, and he earned 18 wins over AP top-20 teams during his career. Additionally, 11 of his former players won Super Bowl championship rings. At one stretch, his teams were ranked in the AP top 20 for 41 straight polls, a Tiger record. He had a 31-13-1 record against 15 coaches who are now in the Hall of Fame.

Ford is a member of the Clemson Hall of Fame, the state of South Carolina Hall of Fame and the Orange Bowl Hall of Fame.

Ford was an All-SEC pick and All-SEC Academic choice at Alabama. He attended Alabama initially on a basketball/football scholarship, but he only played football after his freshman season. Ford played in three bowl games for the Crimson Tide. He later served as head coach at Arkansas

from 1994-97. Ford was inducted into the Clemson Ring of Honor on Aug. 31, 2013 and was inducted into the College Football Hall of Fame in December 2017.

KEN HATFIELD 1990-93

Ken Hatfield led the Tigers to a 32-13-1 record during his four-year tenure, led the squad to three bowl appearances and an ACC championship. With a victory over Illinois in the 1991 Hall of Fame Bowl, Hatfield became the first Clemson coach to win 10 games in his first year and his .833 winning percentage was the best for a first-year Clemson coach since 1900, when John Heisman was 6-0. That season included six victories over teams with winning records, more than any other team that year with the exception of National Champion Georgia Tech.

Hatfield was also just the eighth coach in the previous 13 years to take a team to a top-10 AP final ranking in his first year with the program, as the Tigers finished the year No. 9 in the AP poll. The Helena, Ark. native would also lead the 1991 and 1993 Tiger teams to top 25-rankings. Clemson became the third school that Hatfield coached to a top-20 ranking, as his 1983 Air Force team ranked No. 15 and he led four Arkansas teams to top-20 rankings. He became the sixth coach in NCAA history to accomplish that feat.

Hatfield played for three years at Arkansas (1962-64) and was a starter on the 1964 National Championship team. The defensive back earned his fame as

the nation's top punt returner in 1963 and 1964. He is still the only player to finish in the top two in the nation in punt returns three straight years, as he finished second in 1962. He retired as Rice's head coach in 2005 with 168 career wins. He is now retired and living in Arkansas.

TOMMY WEST 1993-98

Tommy West's five-year resumé as Clemson head coach included four bowl appearances, 12 road victories, 86 school records and unparalleled academic excellence. West took Clemson to three straight bowl games between the 1995 and 1997 seasons, just the second Clemson coach in history to take the Tigers to bowl games in three straight seasons.

Academically, 61 Tigers made the ACC Academic Honor Roll in his last four years, twice as many as the best previous four-year total in school history.

West took over as head coach on Nov. 29, 1993 and less than a month later had a bowl victory. The former Tennessee tight end succeeded Ken Hatfield, who left four days after a victory over South Carolina to end the 1993 season.

It was West's second tour of duty with Clemson. He had been a linebackers coach under Danny Ford between 1982-89. Clemson was 69-20-4 and had six AP top 20 finishes in that eight-year era.

West coached the Tigers in the 1993 Peach Bowl, a thrilling 14-13 win over Kentucky. He became the first coach in college history to win a bowl game in his first game without having coached the team in any capacity earlier in the year.

West's best season was 1995, as Clemson finished the regular season with five straight victories by 17 points or more and was invited to the Gator Bowl. Clemson was ranked in the top 25 of every poll at the end of the 1995 regular season. That Clemson team also finished fourth in the nation in rushing offense.

West recruited some of the top players in Tiger history. The school was in the top 10 in the nation in NFL draftees during the 1998 and 1999 selection process, and all 11 players were recruited by West. The list included three first-round defensive picks (Trevor Pryce, Anthony Simmons, Antwan Edwards). Clemson was the only school in the nation to have six defensive players drafted in 1999 and the only school to have a first-round defensive pick in 1997, 1998 and 1999.

The native of Gainesville, Ga. finished his career with a 31-28 record and had four wins over top-25 teams. He was the head coach at Memphis from 2001-09 and he led the Tigers to a nine-win season and the program's first bowl appearance in 32 years in 2003. He took Memphis to five bowls overall, and overall he coached in nine bowl games as a head coach. West was the defensive coordinator at Southern Mississippi in 2012 and is now an assistant coach at Middle Tennessee.

TOMMY BOWDEN 1999-08

Tommy Bowden was a consistent winner over his nine-and-a-half years as

Clemson's head coach. From 1999-08, he never had a losing season, and that included a streak of eight consecutive winning seasons from 2000-07. During those seasons, only four other Division I coaches had a winning season in all eight of those years with the same program.

Bowden was a two-time ACC Coach-of-the-Year, joining Frank Howard, Charley Pell, Danny Ford and Dabo Swinney with that distinction. He first won the honor in 1999, his first year when he took over a team that had been 3-8 the previous season, to a 6-6 season against a top-10 schedule according to the Sagarin ratings. Clemson played three undefeated teams during the regular season (Marshall, Virginia Tech, Florida State).

His first year included a nationally-televised game against Florida State that featured the first-ever Division I coaching matchup of father and son. Bobby Bowden's Seminoles won that game by a score of 17-14, Florida State's closest game in an undefeated National Championship season. The game attracted over 85,000 fans and the largest media contingent in the history of Memorial Stadium. There were nine Bowden Bowls overall, with Bobby winning five, but Tommy won four of the last five.


Bowden took Clemson to an 8-0 start and a No. 3 national ranking in 2000 before finishing with a 9-2 regular-season record and a No. 14 final ranking. The regular season concluded with a 16-14 victory over a top-25 South Carolina team. A 50-yard pass from Woodrow Dantzler to Rod Gardner is regarded as one of the most-exciting plays in Clemson history. The following year, Dantzler went on to become the first quarterback in Division I history to reach 2,000 passing yards and 1,000 rushing yards in a single season.

Bowden also won ACC Coach-of-the-Year honors in 2003 when he led the Tigers to a 9-4 record. That season, the Tigers won their last four games, including a 26-10 win over No. 3 Florida State. Clemson defeated South Carolina 63-17 in the regular-season finale and completed the season with a 27-14 win over No. 6 Tennessee in the Peach Bowl. Clemson finished the year in the top 25 of both polls as well.

Bowden finished with a 7-2 record against the Gamecocks. The 77.8 winning percentage is the best in school history among Tiger coaches who served the program at least five seasons. All seven of his victories were over Hall of Fame Head Coaches Lou Holtz and Steve Spurrier.

After a 3-3 start to the 2008 season, Bowden resigned on October 13, four days after a 12-7 loss at Wake Forest. He had a 72-45 record (.615) at Clemson for those nine-and-a-half seasons. Bowden never had a losing season, overall or in the ACC, during his nine complete seasons. He led the Tigers to eight bowl games.

Bowden resides in Florida and is a college football television commentator.



TOMMY BOWDEN
WAS A TWO-TIME
ACC COACH-OF-
THE-YEAR.

ASSISTANT COACHES

ADAMS, DWIGHT (Henderson State '58) - Linebackers 1973-75; Defensive Ends 1976-78
AGNEW, F.H. - 1918
AKE, WALLY (William & Mary '72) - Inside Linebackers 1990-93
ALDRIDGE, MILES (Gardner-Webb '71) - Linebackers 1985-89; Defensive Coordinator/Defensive Backs 1993,94; Outside LB/Co-Coordinator, 1995
ALLISON, RODNEY (Texas Tech '78) - Defensive Ends 1999-02
ANDERSON, WILLIE (Clemson '75) - Head J.V. 1977-79; Tight Ends 1979; Defensive Ends 1980,81; Defensive Linemen 1982
ANDREWS, MICKY (Alabama '65) - Coordinator/Def. Backs 1977,78; Defensive Backs 1979,80
BAKER, ART (Presbyterian College '53) - Freshmen 1965; Offensive Backs 1966-69
BANKS, B.C. (STUMPY) (Clemson '18) - Backs 1920,21
BARFIELD, DOUG (Southern Mississippi '57) - Offensive Backs 1970,71
BASS, TOM (Maryville '60) - Freshmen 1967-69; Defensive Linemen 1970-72; Defensive Ends 1973-75; Offensive Backs 1976; Administrative Assistant 1977-79
BATES, TODD (Alabama '05) - Defensive Linemen 2017; Defensive Tackles 2018,19
BECKISH, LARRY (Wichita State '63) - Offensive Ends 1968-70; Freshmen 1972; Offensive Ends 1973-76
BECKMAN, LARRY (Florida '66) - Offensive Linemen 1990-92
BIBEE, DAVID (Tennessee '75) - Outside Linebackers 1997; Defensive Backs 1998
BISACCIA, RICH (Yankton '83) - Running Backs 1993-98
BLACKWELL, DAVID (East Carolina '97) - Linebackers/Recruiting Coordinator 2003-06; Linebackers 2007,08
BOLT, WAYNE (East Carolina '79) - Tight Ends 1986-89
BOWMAN, R.V.T. - Assistant 1896-98
BRINSON, LARRY (Florida '83) - Running Backs 1990-1993
BROOKS, DAN (Western Carolina '76) - Defensive Tackles 2009,10; Associate Head Coach/Defensive Tackles 2011-16
BUGAR, MIKE (Florida State '67) - Defensive Linemen 1977-79
BURNS, BURTON (Nebraska '76) - Running Backs 1999-06
BURSON, JOE (Georgia '66) - Freshmen 1970; Defensive Ends 1971,72; Defensive Backs 1973-76
BUSTLE, RICKY (Clemson '77) - Defensive Backs 1979
CALDWELL, ROBBIE (Furman '77) - Offensive Linemen 2011-19
CARLTON, BOBBY (Newberry '67) - Freshmen 1975
CARSON, JULES (Clemson '14) - Freshmen 1915, 1927-30
CARTER, RONNIE (Arkansas A&M '67) - Freshmen 1973,74; Offensive Linemen 1975
CHRISTENSEN, CLYDE (North Carolina '79) - Co-Offensive Coordinator/Quarterbacks 1993-95
COHEN, RUSS (Vanderbilt '17) - Defensive Back 1947-54
CONE, FRED (Clemson '51) - Recruiting Coordinator 1961-72
CONN, MICKY (Alabama '95) - Safeties 2017-19
CONOVER, LARRY - Linemen 1920
COX, CARY (Clemson '49) - Freshmen 1949
COX, WALTER (Clemson '39) - Offensive Linemen 1940,43,44,46-50
CRAIG, JOHNSON - Freshmen 1933
CROWE, JACK (Alabama-Birmingham '70) - Quarterbacks 1986-88
D'ANDREA, BILL (Indiana State '72) - Graduate Assistant 1983; Offensive Linemen 1986-89
DAVIS, JOE (Southwestern) - Ends 1931-39
DENNING, DON (Presbyterian College '60) - Recruiting Coordinator 1981; Defensive Backs 1982-85

DICKERSON, RON (Kansas State '71) - Defensive Coordinator 1991,92
DILLARD, BILL (Clemson) - Freshmen 1937,38
EARLE, JAMES (Clemson '89) - Tight Ends 1993,94
ELLIOTT, TONY (Clemson '02) - Running Backs 2011-14, Co-Offensive Coordinator/Running Backs 2015-19
EMORY, ED (East Carolina '60) - Freshmen 1973; Offensive Backs 1974,75; Offensive Linemen 1976
ENSMINGER, STEVE (Louisiana State '79) - Offensive Coordinator/QBs 1997,98
FORD, DANNY (Alabama '70) - Assistant Head Coach/Offensive Linemen 1977,78
FOX, LAWRENCE - 1919,20
FRAZIER, R.A. - 1908
FRITTS, GEORGE (Clemson '42) - Linemen 1943
GANDY, A.P. - Freshmen 1914
GANTT, JOHN W. (Clemson) - Backs 1903-07
GEE, J. B. (Clemson '07) - Linemen 1927
GETTYS, E.F. (Clemson '22) - Linemen 1922
GILLIAM, TINK - Freshmen 1925,26
GOODALE, B.E. (Big Ben) (Clemson) - Freshmen 1922,25,29
GOODMAN, JIM (Florida '74) - Recruiting Coordinator 1991-1993
GRACE, RONNIE (Clemson '62) - Freshmen 1968,69; Defensive Linemen 1970
GUYON, JOE (Carlisle Institute) - Linemen 1928,29
HALEY, BRICK (Alabama A&M '89) - Outside Linebackers 1998
HALL, LEMANSKI (Alabama '08) - Defensive Ends 2018,19
HALLMAN, CURLEY (Texas A&M '69) - Linebackers 1979,80; Defensive Backs 1981
HAMILTON - 1922
HARBISON, CHARLIE (Gardner-Webb '82) - Defensive Backs 1995-97,08; Co-Defensive Coordinator/Defensive Backs 2009-12
HARPER, SMOKEY - 1927
HARPER, TOM (Kentucky '53) - Assistant Head Coach, Defensive Linemen 1981-88
HARVEY, B.C. (Clemson '28) - Linemen 1928
HEFFNER, PETE - Backs 1930-32
HERRIN, LES (Western Carolina '71) - Linebackers 1981-84, Defensive Linemen 1989-1993; Assistant Head Coach/Defensive Linemen 1993,94,96-98, Assistant Head Coach/Tight Ends/Tackles 1995
HERRING, REGGIE (Florida State '81) - Inside Linebackers 1993-01, Defensive Coordinator 1997-01
HINES, JACK (West Virginia '71) - Defensive Backs 1999-01; Linebackers 2002; Whips/Rovers 2003; Tight Ends 2004,05
HINSHAW, ROGER (Appalachian State '72) - Outside Linebackers, 1990-1993
HINSON, RANDY (Clemson '36) - Freshmen 1939,40; 1946-48
HOAGLAND, EARL (Purdue) - Offensive Backs 1935,36
HOBBY, MARION (Tennessee '95) - Defensive Linemen 2005; Defensive Ends 2011; Co-Defensive Coordinator/Defensive Ends 2012-16
HOLLAND, JIM (Appalachian State '71) - Freshmen 1975
HOLLAND, JOE (Clemson '07) - Backs 1909
HOLLAND, LAWSON (Clemson '75) - Receivers 1979-85
HOWARD, FRANK (Alabama '31) - Linemen 1931-39
JOHNSON, BOBBY (Clemson '73) - Defensive Coordinator/Defensive Backs 1993.
JOHNSON, ELLIS (The Citadel '75) - Outside Linebackers 1993-96; Defensive Linemen 1995; Co-Defensive Coordinator 1995; Defensive Coordinator 1996
JONES, BOB (Clemson '30) - Freshmen 1931-39; Offensive Ends/Defensive Ends 1940-65; Defensive Ends 1965-69
JORDAN, WHITEY (Clemson '59) - Freshmen 1959-64; Offensive Ends 1965-67; Offensive Coordinator 1968,69,93; Offensive Linemen 1970; Offensive Ends 1971,72
KINES, JOE (Jacksonville State '66) - Linebackers 1977,78

KING, BUDDY (Clemson '73) - Offensive Linemen 1976-82
KIRK, JERRY (East Tennessee State '63) - Defensive Linemen 1977
KOENNING, VIC (Kansas State '83) - Defensive Coordinator/Defensive Backs 2005-08
LAYCOCK, JIMMYE (William & Mary '70) - Offensive Coordinator/Offensive Backs 1977-79
LATINA, JOHN (Virginia Tech '79) - Offensive Linemen 1993-98
LONG, BOBBY (Clemson '69) - Recruiting Coordinator 1968-70
LOVETT, JOHN (C.W. Post '73) - Defensive Coordinator/Defensive Backs 2002-04
MacINTYRE, GEORGE (Miami (Fla.) '61) - Defensive Backs 1970-72
MAJOR, C.S. (Auburn) - Linemen 1913
MAXWELL, JOHN (Clemson '04) - Backs 1904
MAY, T.E. - 1922-24
MCCORVEY, WOODY (Alabama State '72) - Tight Ends 1983-85; Wide Receivers 1986-89
McFADDEN, BANKS (Clemson '40) - Defensive Backs 1941,46-49; Freshmen 1950-54; Defensive Backs 1955-69
McLELLAN BILL (Clemson '54) - Freshmen 1966-69
McLEOD, A.P. (Furman) - Linemen 1927
McMILLAN, GOAT (Clemson '30) - Offensive Backs 1937-41,46-54; Freshmen 1955-64
McWHORTER, MAC (Georgia '73) - Offensive Tackles/Tight Ends 1996-98
MOODY, DARRELL (NC State '70) - Offensive Coordinator/Quarterbacks 1996
MOORE, TOM (The Citadel '67) - Junior Varsity 1971-75; Defensive Backs 1976; Receivers 1977,78; Graduate Assistant 1988
MORRIS, CHAD (Texas A&M '92) - Offensive Coordinator/Quarterbacks 2011-14
MORRIS, W.C. - 1916,19
MOSS, C.S. (Clemson) - Freshmen 1933
MURRY, DON (Arkansas A&M '66) - Offensive Coordinator/Quarterbacks 1974,75, Running Backs 1973-76
NAPIER, BILLY (Furman '03) - Tight Ends 2006; Tight Ends/Recruiting Coordinator 2007,08; Quarterbacks/Recruiting Coordinator 2008; Offensive Coordinator, Quarterbacks 2009,10
NORMAN, ROCK (Roanoke '15) - Freshmen 1940-42,46-54
NORWOOD, GORDON (Arkansas '69) - Freshmen 1970-72
O'CAIN, MIKE (Clemson '77) - Graduate Assistant 1977; Quarterbacks 2000-04; Offensive Coordinator 2004
OLIVER, BILL (Alabama '62) - Defensive Backs 1986-89; Defensive Coordinator 1989
ORGL, FRANK (Georgia '61) - Defensive Linemen 1980
OWEN, DUKE (Georgetown '53) - Freshmen 1970; Offensive Linemen 1971-75
PADGETT, FRANK (Clemson '21) - Linemen 1926
PATTON, BOB (Clemson '53) - Freshmen 1966
PEARMAN, DANNY (Clemson '87) - Offensive Tackles & Tight Ends 2008; Assistant Head Coach/Offensive Tackles/Tight Ends 2009,10; Assistant Head Coach/Special Teams Coordinator/Tight Ends 2011-19
PELL, CHARLEY (Alabama '63) - Assistant Head Coach/Defensive Coordinator 1976
POWELL, ANDRÉ (Indiana '89) - Running Backs 2007-08; Running Backs/Special Teams Coordinator 2009,10
RAMSEY, GEORGE - Backs 1933,35
REED, MIKE (Boston College '94) - Defensive Backs 2013-17; Cornerbacks 2018,19
REEDY, CHUCK (Appalachian State '71) - Offensive Backs 1978-89
RICHARDS, CUL - Linemen 1924,25
RODRIGUEZ, RICH (West Virginia '86) - Assistant Head Coach/Offensive Coordinator/Quarterbacks 1999,00
ROGERS, TOM (Duke) - Ends 1942
RUMPH, CHRIS (South Carolina '94) - Defensive Linemen 2006-10
SATTERFIELD, STEVE (South Carolina '60) - Freshmen 1971; Offensive Backs 1972,73
SANDERS, RED (Vanderbilt '26) - Backs 1928-30

SCHILLETTER, WILLIAM A. (Clemson '15) - Linemen 1915,19
SCOTT, BRAD (South Florida '79) - Assistant Head Coach/Tight Ends 1999-03; Assistant Head Coach/Offensive Coordinator 2000-03; Assistant Head Coach/Offensive Linemen 2004-06; Associate Head Coach/Offensive Linemen 2007-10
SCOTT, JEFF (Clemson '02) - Wide Receivers 2008, Recruiting Coordinator/Wide Receivers 2009-14; Co-Offensive Coordinator/Wide Receivers 2015-19
SEGARS, KEN (Clemson) - Freshmen 1939
SHAW, ED - Backs 1921
SHIVELY, DOUG (Kentucky '59) - Linebackers 1970-72
SMITH, BOB (Furman '34) - Defensive Linemen 1950-62; Defensive Coordinator/Defensive Linemen 1963-65, Defensive Coordinator/Linebackers 1966-69
SMITH, THIELEN (Louisiana State '77) - Defensive Linemen 1999-03; Whips/Rovers 2004
SPENCE, ROB (Iona '81) - Offensive Coordinator/Quarterbacks 2005-08
STEELE, KEVIN (Tennessee '81) - Defensive Coordinator/Linebackers 2009-11
STEELMAN, HAROLD (Arkansas '55) - Defensive Linemen 1973-76
STOCKSTILL, RICK (Florida State '82) - Quarterbacks 1989-93; Wide Receivers 1994-02; Passing Game Coordinator 1993; Co-Offensive Coordinator 1993-95; Recruiting Coordinator 1998-02
STOKLEY, NELSON (Louisiana State '68) - Quarterbacks 1980-85; Offensive Coordinator 1982-85
STREETER, BRANDON (Clemson '99) - Recruiting Coordinator/Quarterbacks 2015-19
SWINGER, BILL (SC State '65) - Freshmen 1973-75
SWINNEY, DABO (Alabama '93) - Wide Receivers 2003-06; Assistant Head Coach/Wide Receivers 2007,08
TROTT, BOBBY (North Carolina '76) - Defensive Coordinator 1990
VAN DER HEYDEN, LARRY (Iowa State '62) - Offensive Linemen 1979-92, Offensive Coordinator 1990-92
VENABLES, BRENT (Kansas State '92) - Defensive Coordinator/Linebackers 2012-19
WADE, DON (Clemson '52) - Freshmen 1953-58; Offensive Linemen 1959-67; Administrative Assistant 1983-88
WALLER, CHARLEY (Oglethorpe '42) - Offensive Backs 1957-65
WARE, BILLY (Clemson '70) - Defensive Backs 1978; Defensive Ends 1979; Administrative Assistant 1980
WEST, RON (Clemson '79) - Offensive Linemen 1999-03; Outside Linebackers 2004-08
WEST, TOMMY (Tennessee '75) - Defensive Ends 1982-89
WHITE, W.P. (Clemson '10) - Offensive 1910
WHITT, RICK (Catawba '76) - Defensive Backs 1980,81; Defensive Ends 1982,83
WILD, ORMAND (Clemson '54) - Freshmen 1965
WILLIAMS, R.C. - 1908
WILSON, RICHARD (Arkansas '81) - Wide Receivers 1990-92
WISE, CARL (King '37) - Offensive Backs 1955,56
WRENN, CLYDE (NC State '65) - Freshmen 1972; Recruiting Coordinator 1973-77, 1985-90
YOUNG, THEO (Arkansas '88) - Wide Receivers 1993

Note: Only includes coaches who served in a full-time capacity during the regular season.



PRO PLAYERS (ALL OUTDOOR LEAGUES)

ABDULLAH, RAHIM, OLB (1998)
Cleveland Browns, 1999,00
Edmonton Eskimos (CFL), 2002-04
Calgary Stampeders (CFL), 2005,06

ADAMS, GAINES, DE (2006)
Tampa Bay Buccaneers, 2007-09
Chicago Bears, 2009
2007 All-Rookie Team
First-Round Draft Choice, 2007

ADAMS, KEITH, LB (2000)
Dallas Cowboys, 2001,02
Berlin Thunder (NFL), 2002
Philadelphia Eagles, 2002-05
Miami Dolphins, 2006
Cleveland Browns, 2007

ALEXANDER, KEVIN, DE (2009)
Denver Broncos, 2010

***ALEXANDER, MACKENSIE**, CB (2015)
Minnesota Vikings, 2016-19

ALLEN, DWAYNE, TE (2011)
Indianapolis Colts, 2012-16
New England Patriots, 2017,18
2012 All-Rookie Team
2018 Super Bowl Champion

ALLEN, TERRY, TB (1989)
Minnesota Vikings, 1991-94
Washington Redskins, 1995-98
New England Patriots, 1999
New Orleans Saints, 2000
Baltimore Ravens, 2001
1996 Pro Bowl; 1996 All-Pro

***ANTHONY, STEPHONE**, LB (2014)
New Orleans Saints, 2015,16,19
Miami Dolphins, 2017,18
2015 All-Rookie Team

ARIRI, OBED, PK (1980)
Washington Federals (USFL), 1983
Tampa Bay Buccaneers, 1984
Washington Redskins, 1987
1987 Super Bowl Champion

AUSTIN, CLIFF, TB (1982)
New Orleans Saints, 1983,84
Atlanta Falcons, 1984-86
Tampa Bay Buccaneers, 1987

AUSTIN, THOMAS, C (2009)
New England Patriots, 2010
Houston Texans, 2011
Carolina Panthers, 2012
Indianapolis Colts, 2013

BALDWIN, BOB, B (1964)
Baltimore Colts, 1966,67

BARBER, MIKE, LB (1994)
Seattle Seahawks, 1995-97
Indianapolis Colts, 1998,99
New York/New Jersey Hitmen (XFL), 2001

BARNES, GARY, OE (1961)
Green Bay Packers, 1962,63
Dallas Cowboys, 1963
Chicago Bears, 1964
Atlanta Falcons, 1966,67
First player signed and to score points for Atlanta; 1962 NFL World Champion

***BARNES, TAVARIS**, DE (2014)
New Orleans Saints, 2015,16
Atlanta Legends (AAF), 2018
DC Defenders (XFL), 2019

***BATTLE, ISIAH**, OT (2014)
St. Louis Rams, 2015,16 (practice squad)
Seattle Seahawks, 2017 (practice squad)
Seattle Dragons (XFL), 2019

***BEASLEY, VIC**, DE (2014)
Atlanta Falcons, 2015-19
2016 Pro Bowl

BENISH, DAN, DT (1982)
Atlanta Falcons, 1983-86
Washington Redskins, 1987,88
1987 Super Bowl Champion

BENNETT, CHARLES, DE (2005)
Tampa Bay Buccaneers, 2006,07
Tennessee Titans, 2008

BENNETT, NATHAN, OG (2006)
Baltimore Ravens, 2008

BOSTIC, JEFF, C (1979)
Washington Redskins, 1980-93
1982,87,91 Super Bowl Champion; 1983 Pro Bowl

BOSTIC, JOE, OG (1978)
St. Louis Cardinals, 1979-88
1979 All-Rookie

BOULWARE, BEN, LB (2016)
San Francisco 49ers, 2017 (practice squad)

BOWERS, Da'QUAN, DE (2010)
Tampa Bay Buccaneers, 2011-15
Edmonton Eskimos, 2017

BOYER, SHELTON, WR (1985)
Miami Dolphins, 1987 (replacement player)

BRANCH, ANDRE, DE (2011)
Jacksonville Jaguars, 2012-15
Miami Dolphins, 2016-18

***BREELAND, BASHAUD**, CB (2013)
Washington Redskins, 2014-17
Green Bay Packers, 2018
Kansas City Chiefs, 2019
2014 All-Rookie Team; 2019 Super Bowl Champion

BREWSTER, DOUG, LB (1990)
Saskatchewan Roughriders (CFL), 1991
Winnipeg Blue Bombers (CFL), 1993

BROMELL, LORENZO, DE (1997)
Miami Dolphins, 1998-01
Minnesota Vikings, 2002
Oakland Raiders, 2003
New York Giants, 2004
1998 All-Rookie Team

BROOKS, JONATHAN, LB (1978)
Detroit Lions, 1979
Atlanta Falcons, 1980
Philadelphia Stars (USFL), 1983,84
1984 USFL Champions

***BROWN, JARON**, WR (2012)
Arizona Cardinals, 2013-17
Seattle Seahawks, 2018,19

BROWN, KOURTNEI, DE (2011)
Houston Texans, 2014

ARIRI, OBED, PK (1980)
Washington Federals (USFL), 1983
Tampa Bay Buccaneers, 1984
Washington Redskins, 1987
1987 Super Bowl Champion

BROWN, LESTER, TB (1979)
Saskatchewan Roughriders (CFL), 1980,81
Montreal Concordes (CFL), 1983
Toronto Argonauts (CFL), 1984,85
Winnipeg Blue Bombers (CFL), 1986

***BRYANT, AUSTIN**, DE (2018)
Detroit Lions, 2019

BRYANT, JEFF, DT (1981)
Seattle Seahawks, 1982-93
First-Round Draft Choice, 1982

BRYANT, MARTAVIS, WR (2013)
Pittsburgh Steelers, 2014,15,17
Oakland Raiders, 2018

BUCKNER, BRENTSON, DT (1993)
Pittsburgh Steelers, 1994-96
Played in 1996,03 Super Bowls
Kansas City Chiefs, 1997
Cincinnati Bengals, 1997
San Francisco 49ers, 1998-00
Carolina Panthers, 2001-05

BUNDREN, JIM, C (1997)
New York Jets, 1998
Cleveland Browns, 1999,00
Miami Dolphins, 2002

BUTLER, CREZDON, CB (2009)
Pittsburgh Steelers, 2010
Arizona Cardinals, 2011,12
Washington Redskins, 2012
Buffalo Bills, 2012
San Diego Chargers, 2013
Tampa Bay Buccaneers, 2014
Detroit Lions, 2015,16

BUTLER, JERRY, WR (1978)
Buffalo Bills, 1979-87
AFC Offensive Rookie-of-the-Year by UPI/
Sporting News; First-Round Draft Choice, 1979

CAGLE, JOHN, DT/LB/G (1968)
Boston Patriots, 1969

***CAIN, DEON**, WR (2017)
Indianapolis Colts, 2018 (injured reserve),19
Pittsburgh Steelers, 2019

CALLICUTT, KEN, TB (1977)
Detroit Lions, 1978-82

CAMERON, DeCHANE, QB (1991)
Edmonton Eskimos (CFL), 1992

CARSWELL, ROBERT, DB (2000)
San Diego Chargers, 2001,02

CATANZARO, CHANDLER, PK (2013)
Arizona Cardinals, 2014-16
New York Jets, 2017
Tampa Bay Buccaneers, 2018
Carolina Panthers, 2018
2014 All-Rookie Team

CHAVIS, MIGUEL, FB (2010)
Pittsburgh Steelers, 2011 (injured reserve)

CHILDRESS, O.J., LB (1998)
New York Giants, 1999
Amsterdam Admirals (NFL), 2000
Carolina Panthers, 2000

CHIPLEY, BILL, E/DB (1941)
Boston Yanks, 1947,48
New York Bulldogs, 1949

***CHOICE, ADAM**, RB (2018)
Seattle Seahawks, 2019 (injured reserve)

CHUY, DON, OG (1962)
Los Angeles Rams, 1963-68
Philadelphia Eagles, 1969

CIURCIU, VINCE, LB (1999)
Tampa Bay Buccaneers, 2003
Carolina Panthers, 2003-06
Minnesota Vikings, 2007,08
Detroit Lions, 2009,10

CLARK, BRIAN, OG (1981)
Denver Broncos, 1982 (taxi squad)

CLARK, DWIGHT, WR (1978)
San Francisco 49ers, 1979-87
Led NFC in Receiving, 1981,82; 1981 and 1984 Super Bowl Champion; 1982,83 NFL Pro Bowl; 1982 NFL MVP

CLEMONS, CHRIS, S (2008)
Miami Dolphins, 2009-13
Arizona Cardinals, 2014,15

CLINE, DOUG, LB (1959)
Houston Oilers, 1960-66
San Diego Chargers, 1966

COLEY, JAMES, TE (1988)
Chicago Bears, 1990-92
Indianapolis Colts, 1991

CONE, FRED, B/PK (1950)
Green Bay Packers, 1951-57
Dallas Cowboys, 1960
1955 NFL Field-Goal leader

CONNER, KAVELL, LB (2009)
Indianapolis Colts, 2010-13
San Diego Chargers, 2014,15
2010 All-Rookie Team

COOPER, GARY, WR (1989)
Montreal Machine (WLAF), 1991

CORDILEONE, LOU, DE/DT/OG (1959)
New York Giants, 1960
San Francisco 49ers, 1961
Los Angeles Rams, 1962
Pittsburgh Steelers, 1962,63
New Orleans Saints, 1967,68
First-Round Draft Choice, 1959

***CRAWFORD, COREY**, DE (2014)
Washington Redskins, 2015 (practice squad)
Memphis Express (AAF), 2018
Houston Roughnecks (XFL), 2019

CROSBY, ROSCOE, WR (2003)
Indianapolis Colts, 2005 (practice squad)

CRUTCHFIELD, DARREL, DB (2000)
Philadelphia Eagles, 2001
Edmonton Eskimos (CFL), 2003,04
Montreal Alouettes (CFL), 2006

CUMBIE, JAMIE, DT (2009)
Oakland Raiders, 2010

CUNNINGHAM, BENNIE, TE (1975)
Pittsburgh Steelers, 1976-83,85
First-Round Draft Choice, 1976
1978, 1979 Super Bowl Champion

CURRIE, AIRESE, WR (2004)
Chicago Bears, 2005,06

DAIGNEAULT, DOUG, B (1959)
Ottawa RoughRiders (CFL), 1960-63
Winnipeg Blue Bombers (CFL), 1964,65

DANFORTH, KENNY, SS (1985)
Los Angeles Raiders, 1987 (replacement player)

DANTZLER, WOODROW, QB (2001)
Dallas Cowboys, 2002
Atlanta Falcons, 2003
Frankfurt Galaxy, 2005 (NFL)

DAVIS, BILLY, LB (1983)
St. Louis Cardinals, 1984

DAVIS, DEXTER, CB (1990)
Phoenix Cardinals, 1991,92
Los Angeles Rams, 1993-95

DAVIS, JAMES, RB (2008)
Cleveland Browns, 2009,10
Washington Redskins, 2010
Detroit Lions, 2011

DAVIS, JEFF, LB (1981)
Tampa Bay Buccaneers, 1982-87
Captain of Tampa Bay, 1984-87

DAVIS, TY, CB (1984)
New York Giants, 1985,86 (injured reserve entire 1986 season with Super Bowl Champions)
Detroit Lions, 1987

DAWKINS, BRIAN, SS (1995)
Philadelphia Eagles, 1996-08
Denver Broncos, 2009-11
1996 All-Rookie; 1999,01,02,04-06,08,09,11 Pro Bowl; 2001,02,04,06 All-Pro

DIGGS, BUBBA, TE (1981)
Washington Federals (USFL), 1983

DINGLE, ADRIAN, DE (1998)
San Diego Chargers, 1999-04

DODD, KEVIN, DE (2015)
Tennessee Titans, 2016,17

DOLCE, CHRIS, OG (1979)
Washington Federals (USFL), 1983

DOWNER, COLE, TE (2005)
Amsterdam Admirals (NFL), 2006

DRIVER, STACEY, TB (1985)
Cleveland Browns, 1987 (replacement player)

DUKES, MIKE, LB (1958)
Houston Oilers, 1960-63
Boston Patriots, 1964,65
New York Jets, 1965

DUNN, K.D., TE (1984)
Tampa Bay Buccaneers, 1985
Washington Redskins, 1987
New York Jets, 1988
Montreal Machine (WLAF), 1991

DURHAM, STEVE, DE (1980)
Baltimore Colts, 1982

EASON, NICK, DT (2002)
Denver Broncos, 2003
Scottish Claymores (NFL), 2003
Cleveland Browns, 2004-06
Pittsburgh Steelers, 2007-10
Arizona Cardinals, 2011,12
2008 Super Bowl Champion

EDWARDS, ANTWAN, CB (1998)
Green Bay Packers, 1999-03
Miami Dolphins, 2004
Atlanta Falcons, 2005
First-round draft pick, 1999

ELLINGTON, ANDRE, RB (2012)
Arizona Cardinals, 2013-17
2013 All-Rookie Team

EPPEL, ROY, DB (1977)
Tampa Bay Bandits (USFL), 1983
Arizona Wranglers (USFL), 1984

EVANS, LEOMONT, FS (1995)
Washington Redskins, 1996-99
Los Angeles Xtreme (XFL), 2001

FARR, JAMES, OG (1983)
Washington Federals (USFL), 1984
Orlando Renegades (USFL), 1985

FERRELL, CLELIN, DE (2018)
Oakland Raiders, 2019
First-Round Draft Choice, 2019

FIELDS, MARK, CB (2018)
Minnesota Vikings, 2019

FLAGLER, TERENCE, TB (1986)
San Francisco 49ers, 1987-89
Dallas Cowboys, 1990
Phoenix Cardinals, 1990,91
First-Round Draft Choice, 1987
1988 and 1989 Super Bowl Champion

FLOWERS, KENNY, TB (1986)
Atlanta Falcons, 1987,1989

FORD, JACOBY, WR (2009)
Oakland Raiders, 2010-12
2010 All-Rookie

FREEMAN, DALTON, C (2012)
New York Jets, 2013,14
Houston Texans, 2015

FRITTS, GEORGE, OT (1941)
Philadelphia Eagles, 1945

PRO PLAYERS (ALL OUTDOOR LEAGUES)

| | | | |
|---|---|--|---|
| FRY, DUSTIN, C (2006) St. Louis Rams, 2007,08 Carolina Panthers, 2009 | HARRELL, RICKY, C (1972) New York Jets, 1973 | JENKINS, RALPH, C (1946) Pittsburgh Steelers, 1947 | MATHIS, BILL, RB (1959) New York Titans, 1960-62 New York Jets, 1963-69 1968 Super Bowl Champion; 1961 All-Pro; 1961, 1963 AFL Pro Bowl |
| FUDGE, JAMAAL, S (2005) Jacksonville Jaguars, 2006,07 Atlanta Falcons, 2008,09 | HARRIS, RUDY, FB (1992) Tampa Bay Buccaneers, 1993,94 | JENNINGS, KEITH, WR (1988) Dallas Cowboys, 1989 | MAXWELL, BYRON, CB (2010) Seattle Seahawks, 2011-14 Philadelphia Eagles, 2015 Miami Dolphins, 2016,17 2013 Super Bowl Champion |
| FULLER, STEVE, QB (1978) Kansas City Chiefs, 1979-83 Los Angeles Rams, 1983 Chicago Bears, 1984-87 San Diego Chargers, 1988 First-Round Draft Choice, 1979; 1985 Super Bowl Champion | HATCHER, DALE, P (1984) Los Angeles Rams, 1985-89, 91 Miami Dolphins, 1993 1985 All-Pro, 1985 All-Rookie, 1985 Pro Bowl; First Kicker Chosen in 1985 Draft | JOHNSON, JOHN, OLB (1990) San Francisco 49ers, 1991-93 Cincinnati Bengals, 1994 New Orleans Saints, 1995 | McCALL, JEFF, FB/TE (1982) Los Angeles Raiders, 1983 (taxi squad) |
| GADDIS, C.J., CB (2006) Atlanta Falcons, 2007 (PS) | HEADEN, ANDY, LB (1982) New York Giants, 1983-88 1986 Super Bowl Champion | JOHNSON, TRACY, FB (1988) Houston Oilers, 1989 Atlanta Falcons, 1990,91 Seattle Seahawks, 1992-95 Tampa Bay Buccaneers, 1996 | McCANLESS, JIM, OG (1958) Houston Oilers, 1960 |
| GAGE, BOBBY, TB (1948) Pittsburgh Steelers, 1949,50 First-round draft pick, 1948 | HEARN, TAYLOR, OG (2017) Carolina Panthers, 2018 | JOLLY, TERRY, DT (2000) Barcelona Dragons (NFLE), 2002 | *McCLOUD, RAY-RAY, WR (2017) Buffalo Bills, 2018,19 Carolina Panthers, 2019 |
| *GALLMAN, WAYNE, RB (2016) New York Giants, 2017-19 | HEFNER, LARRY, LB (1971) Green Bay Packers, 1972-75 | JONES, CHRIS, LB (1998) Barcelona Dragons (NFLE), 2000 | McCLAIN, ANTOINE, OT (2011) Baltimore Ravens, 2012 Buffalo Bills, 2013 Chicago Bears, 2014 Arizona Cardinals, 2015 |
| GAMBLE, JASON, C (1998) Scottish Claymores (NFLE), 2000 Orlando Rage (XFL), 2001 | HENDERSON, JEROME, CB (1990) New England Patriots, 1991-93, 96 Buffalo Bills, 1993,94 Philadelphia Eagles, 1995 New York Jets, 1997,98 Played in 1994 and 1996 Super Bowl | JORDAN, HOMER, QB (1982) Saskatchewan Roughriders (CFL), 1983-85 Ottawa Roughriders (CFL), 1985 Winnipeg Blue Bombers (CFL), 1986 Cleveland Browns, 1987 (replacement player) | McCLEON, DEXTER, CB (1996) St. Louis Rams, 1997-02 Kansas City Chiefs, 2003-05 Houston Texans, 2006 1999 Super Bowl Champion |
| GARDNER, ROD, WR (2000) Washington Redskins, 2001-04 Carolina Panthers, 2005 Green Bay Packers, 2005 Kansas City Chiefs, 2006 First-Round Draft Choice, 2001 | HENDLEY, DICK, BB (1950) Pittsburgh Steelers, 1951 | *KEARSE, JAYRON, S (2015) Minnesota Vikings, 2016-19 | McCULLOUGH, RICHARD, DT (1988) Denver Broncos, 1989,90 |
| GARDOCKI, CHRIS, P/PK (1990) Chicago Bears, 1991-94 Indianapolis Colts, 1995-98 Cleveland Browns, 1999-03 Pittsburgh Steelers, 2004-06 1996 Pro Bowl 2005 Super Bowl Champion | HENRY, WILLIAM, OT (2003) Frankfurt Galaxy (NFLE), 2005 Seattle Seahawks, 2005 | KELLY, AARON, WR (2008) Hamilton Tiger-Cats, 2011,12 Winnipeg Blue Bombers, 2013,14 | McDANIEL, ED, ILB (1991) Minnesota Vikings, 1992-01 1998 Pro Bowl |
| GETER, ERIC, DB (1992) Las Vegas Posse (CFL), 1994 | HILL, LEROY, LB (2004) Seattle Seahawks, 2005-12 | KENNEY, STEVE, OT (1978) Philadelphia Eagles, 1979-86 Detroit Lions, 1986,87 1980 Super Bowl participant | McFADDEN, BANKS, B (1939) Brooklyn Dodgers, 1940 |
| *GILCHRIST, MARCUS, DB (2010) San Diego Chargers, 2011-14 New York Jets, 2015,16 Houston Texans, 2017 Oakland Raiders, 2018 Jacksonville Jaguars, 2019 | HILL, TYE, CB (2005) St. Louis Rams, 2006-08 Atlanta Falcons, 2009 Detroit Lions, 2010 First-Round Draft Choice, 2006; All-Rookie Team, 2006 | KINARD, TERRY, DB (1982) New York Giants, 1983-89 Houston Oilers, 1990 First-Round Draft Choice, 1983; 1983 All- Rookie Team; 1986 Super Bowl Champion; 1988 Pro Bowl | McGLOCKTON, CHESTER, DT (1991) Oakland Raiders, 1992-97 Kansas City Chiefs, 1998-00 Denver Broncos, 2001,02 New York Jets, 2003 1994-96 All-Pro; 1994-97 Pro Bowl |
| *GOODSON, B.J., LB (2015) New York Giants, 2016-18 Green Bay Packers, 2019 | *HOPKINS, DeANDRE, WR (2012) Houston Texans, 2013-19 First-Round Draft Choice, 2013 2013 All-Rookie Team; 2015,17-19 Pro Bowl; 2017,19 All-Pro | KIRKLAND, LEVON, OLB (1991) Pittsburgh Steelers, 1992-00 Seattle Seahawks, 2001 Philadelphia Eagles, 2002 Played in 1996 Super Bowl; 1996,97 Pro Bowl; 1996,97 All-Pro; NFL All-Decade Team (1990s) | McKENZIE, DAMONTE, DT (1998) Dallas Cowboys, 2000 Rhein Fire (NFLE), 2002 Amsterdam Admirals (NFLE), 2003 |
| *GREEN, T.J., S (2015) Indianapolis Colts, 2016,17 New Orleans Saints, 2019 Carolina Panthers, 2019 | HORNE, TONY, WR (1997) St. Louis Rams, 1998-00 1999 Super Bowl Champion; NFL Kickoff Return Champion, 1999 | LAMAR, TRE, LB (2018) Detroit Lions, 2019 (injured reserve) | McMAKIN, JOHN, TE (1971) Pittsburgh Steelers, 1972-74 Detroit Lions, 1975 Seattle Seahawks, 1976 1974 Super Bowl Champion |
| GREENE, NEALON, QB (1997) Toronto Argonauts (CFL), 1998-01 Saskatchewan Roughriders (CFL), 2002-05 Montreal Alouettes (CFL), 2006 | HUDSON, BILL, DT (1956) Montreal Alouettes (CFL), 1957-60 San Diego Chargers, 1961,62 Boston Patriots, 1963 1962 Pro Bowl | LATIMER, AL, DB (1978) Philadelphia Eagles, 1979 San Francisco 49ers, 1980 Winnipeg Blue Bombers (CFL), 1981 Detroit Lions, 1982-84 | McNEAL, BRYANT, DE (2002) Denver Broncos, 2003,04 Seattle Seahawks, 2005 Oakland Raiders, 2006 |
| GRIFFIN, STEVE, TB (1986) Atlanta Falcons, 1987 | HUDSON, BOB, DE/LB/DB (1950) New York Giants, 1951,52 Philadelphia Eagles, 1953-55,57,58 Washington Redskins, 1959 Dallas Texans, 1960 Denver Broncos, 1960,61 | *LAWRENCE, DEXTER, DT (2018) New York Giants, 2019 First-Round Draft Choice, 2019; 2019 All-Rookie Team | McSWAIN, CHUCK, RB (1982) Dallas Cowboys, 1983,84 New England Patriots, 1987 |
| GRISHAM, TYLER, WR (2008) Pittsburgh Steelers, 2009-11 | HUDSON, BOB, DE/LB/DB (1950) New York Giants, 1951,52 Philadelphia Eagles, 1953-55,57,58 Washington Redskins, 1959 Dallas Texans, 1960 Denver Broncos, 1960,61 | *LAWSON, SHAQ, DE (2015) Buffalo Bills, 2016-19 First-Round Draft Choice, 2016 | McSWAIN, ROD, DB (1983) New England Patriots, 1984-90 Played in 1986 Super Bowl |
| HAIRSTON, CHRIS, OT (2010) Buffalo Bills, 2011-14 San Diego Chargers, 2015-17 | HUGGINS, ALBERT, DT (2018) Houston Texans, 2019 (practice squad) Philadelphia Eagles, 2019 New England Patriots, 2019 (practice squad) | LEAKE, JOHN, LB (2003) Atlanta Falcons, 2005,06 Green Bay Packers, 2005 | MEEKS, JONATHAN, S (2012) Buffalo Bills, 2013-16 |
| HALL, BEN, TE (2004) Arizona Cardinals, 2005 Amsterdam Admirals (NFLE), 2006,07 | HULSEY, COREY, OG (1998) Buffalo Bills, 2001 Oakland Raiders, 2003-06 | *LEGGETT, JORDAN, TE (2016) New York Jets, 2017,18 Tampa Bay Buccaneers, 2019 | MERLING, PHILLIP, DE (2007) Miami Dolphins, 2008-11 Green Bay Packers, 2012 Washington Redskins, 2013 |
| HALL, DELTON, CB (1986) Pittsburgh Steelers, 1987-91 San Diego Chargers, 1992,93 1987 All-Rookie Team | *HUMPHRIES, ADAM, WR (2014) Tampa Bay Buccaneers, 2015-18 Tennessee Titans, 2019 | MACK, KEVIN, RB (1983) Los Angeles Express (USFL), 1984 Cleveland Browns, 1985-93 1985, 1987 Pro Bowl; 1985 All-Rookie Team | MILLER, JUSTIN, CB (2004) New York Jets, 2005-09 Oakland Raiders, 2008,09 2006 Pro Bowl |
| HALL, HOLLIS, DB (1981) Arizona Wranglers (USFL), 1983 Houston Gamblers (USFL), 1984 | *HYATT, MITCH, OT (2018) Dallas Cowboys, 2019 (practice squad) | MACK, TERENCE, DE (1986) St. Louis Cardinals, 1987 | MILTON, ELDRIDGE, LB (1985) Chicago Bears, 1987 Moore, OTIS, DT (1989) Birmingham Fire (WLAFL), 1991,92 |
| HALL, LAMONT, TE (1997) Rhein Fire (NFLE), 1999 Green Bay Packers, 1999 New Orleans Saints, 2000-05 | IGWEBUIKE, DONALD, PK (1984) Tampa Bay Buccaneers, 1985-89 Minnesota Vikings, 1990 Baltimore (CFL), 1994 | MANCE, BRIAN, CB (2002) Amsterdam Admirals (NFLE), 2004 | MORGAN, DWAYNE, OT (1995) Toronto Argonauts (CFL), 1998,99,02 Atlanta Falcons, 2003 |
| HAMILTON, DERRICK, WR (2003) San Francisco 49ers, 2004-06 Tampa Bay Buccaneers, 2007 | JACKSON, STEVEN, FB (2005) Carolina Panthers, 2006 | MASS, WAYNE, T (1967) Chicago Bears, 1968-70 Miami Dolphins, 1971 New England Patriots, 1972 Philadelphia Eagles, 1972 | *MULLEN, TRAYVON, CB (2018) Oakland Raiders, 2019 |
| HAMLIN, MICHAEL, S (2008) Dallas Cowboys, 2009,10 Jacksonville Jaguars, 2010 | JAMISON, BRANDON, LB (2002) Atlanta Falcons, 2005 Carolina Panthers, 2006,07 | MATHEWS, RAY, B/WR (1950) Pittsburgh Steelers, 1951-59 Dallas Cowboys, 1960 Calgary Stampeders (CFL), 1961 1952, 1953, 1955 NFL Pro Bowl | MULLIGAN, WAYNE, C (1969) St. Louis Cardinals, 1969-73 New York Jets, 1974,75 |
| HAMMOND, VANCE, DT (1990) Sacramento Goldminers (CFL), 1994 | JAMISON, VONTRELL, DE (2004) Dallas Cowboys, 2005 | | *O'DANIEL, DORIAN, LB (2017) Kansas City Chiefs, 2018,19 2019 Super Bowl Champion |
| HARPER, JAMIE, RB (2010) Tennessee Titans, 2011,12 | *JARRETT, GRADY, DT (2014) Atlanta Falcons, 2015-19 | | OLSON, HAROLD, OT (1959) Buffalo Bills, 1960-62 Denver Broncos, 1963,64 1962 All-Pro |

PRO PLAYERS (ALL OUTDOOR LEAGUES)

OLSZEWSKI, HARRY, OG (1967)
Montreal Alouettes (CFL), 1969,70

O'NEAL ROBERT, FS (1992)
Indianapolis Colts, 1993-95
Amsterdam (World League), 1996,97

PAGLIEI, JOE, B (1955)
Calgary Stampeders (CFL), 1956
Philadelphia Eagles, 1959
New York Titans, 1960

PALMER, MICHAEL, TE (2009)
Atlanta Falcons, 2010-12
Pittsburgh Steelers, 2013,14

PATTON, BOB, DT (1951)
New York Giants, 1952

PEAKE, CHARONE, WR (2015)
New York Jets, 2016-18

PEEPLES, KEN, OG (1974)
Winnipeg Blue Bombers (CFL), 1975

PETERS, GARRY, CB (2014)
Edmonton Eskimos (CFL), 2016,17
British Columbia Lions (CFL), 2018,19

PERRY, MICHAEL DEAN, DT (1987)
Cleveland Browns, 1988-94
Denver Broncos, 1995-97
Kansas City Chiefs, 1997
1988 All-Rookie Team; 1989-91, 1993 All-Pro; 1989-91, 1993,94,96 Pro Bowl

PERRY, WILLIAM, MG/FB (1984)
Chicago Bears, 1985-1992
Philadelphia Eagles, 1993,94
London Monarchs, 1996
1985 Super Bowl Champion; 1985 All-Rookie Team; First-Round Draft Choice, 1985

***PINION, BRADLEY, P** (2014)
San Francisco 49ers, 2015-18
Tampa Bay Buccaneers, 2019

PLEASANT, REGGIE, CB (1984)
Atlanta Falcons, 1985
Tampa Bay Buccaneers, 1986
Toronto Argonauts (CFL), 1987-94
Edmonton Eskimos (CFL), 1996,97
1988 All-CFL; 1988-91 All-Division; 1991 Grey Cup Champion

POOLE, BOB, End (1963)
San Francisco 49ers, 1964,65
Houston Oilers, 1966,67

POTTS, ROBERT, T (1919)
Frankford Yellow Jackets, 1926
NFL World Champion, 1926

PRIESTER, RAYMOND, RB (1997)
Tennessee Oilers, 1998 (practice squad)

PROCTOR, WILL, QB (2006)
Montreal Alouettes (CFL), 2007
Calgary Stampeders, 2008
2008 Grey Cup Champion

PRYCE, TREVOR, DT (1996)
Denver Broncos, 1997-05
Baltimore Ravens, 2006-10
New York Jets, 2010
First-Round Draft Choice, 1997; 1997,98 Super Bowl Champion; 1999-02 Pro Bowl

***READER, D.J., DT** (2015)
Houston Texans, 2016-19

REESE, ARCHIE, DE (1977)
San Francisco 49ers, 1978-81
1981 Super Bowl Champion
Los Angeles Raiders, 1982,83
Pittsburgh Maulers (USFL), 1984

REEVES, MARION, TB (1973)
Philadelphia Eagles, 1974
Winnipeg Blue Bombers (CFL), 1975,76

REMBERT, JOHNNY, LB (1982)
New England Patriots, 1983-92
1988 All-Pro; 1988 Pro Bowl

***RENFROW, HUNTER, WR** (2018)
Oakland Raiders, 2019

RICHARDSON, BARRY, OT (2007)
Kansas City Chiefs, 2008-11
St. Louis Rams, 2012
Detroit Lions, 2013

RIGGS, JIM, TE (1986)
Cincinnati Bengals, 1987-92
Washington Redskins, 1993

ROBINSON, JAMES, DT (1983)
Los Angeles Express (USFL), 1984,85

ROME, STAN, WR (1975)
Kansas City Chiefs, 1979-82
Washington Federals (USFL), 1983

ROUNTREE, GLENN, G (1997)
Carolina Panthers, 1998
Denver Broncos, 1999
Barcelona Dragons (NFL), 2000
Memphis Maniax (XFL), 2001

ROUSE, WARDELL, OLB (1994)
Tampa Bay Buccaneers, 1995,96
Rhein Fire (NFL), 1998

RYANS, LARRY, WR (1992)
Detroit Lions, 1993
Tampa Bay Buccaneers, 1996
Rhein Fire (NFL), 1998,99
Los Angeles Xtreme (XFL), 2001

SAPP, PATRICK, OLB (1995)
San Diego Chargers, 1996,97
Arizona Cardinals, 1998,99
Memphis Maniax (XFL), 2001

SAPP, RICKY, DE (2009)
Philadelphia Eagles, 2010 (injured reserve)
New York Jets, 2011-13
Houston Texans, 2013,14

SAUVE, JEFF, PK (1995)
Rhein Fire (NFL), 1999

***SCOTT, ARTAVIS, WR** (2016)
Los Angeles Chargers, 2017,19 (PS),18 (IR)

SCOTT, DORELL, DT (2008)
St. Louis Rams, 2009-11

SCOTT, JIM, DL (1983)
Orlando Renegades (USFL), 1985

SCOTT, RANDY, LB (1978)
Winnipeg Blue Bombers (CFL), 1980
Calgary Stampeders (CFL), 1980

***SENSABAUGH, COTY, CB** (2011)
Tennessee Titans, 2012-15
St. Louis Rams, 2016
New York Giants, 2016
Pittsburgh Steelers, 2017,18
Denver Broncos, 2019
Washington Redskins, 2019

***SHATLEY, TYLER, OL** (2013)
Jacksonville Jaguars, 2014-19

SHEPPARD, ASHLEY, OLB (1992)
Minnesota Vikings, 1993-95
Jacksonville Jaguars, 1995
Los Angeles Rams, 1995

SIMMONS, ANTHONY, LB (1997)
Seattle Seahawks, 1998-04
First-Round Draft Choice, 1998

SIMMONS, WAYNE, OLB (1992)
Green Bay Packers, 1993-96
Kansas City Chiefs, 1997,98
1993 All-Rookie Team; 1996 Super Bowl Champion

SIMS, MARVIN, FB (1979)
Baltimore Colts, 1980,81

SMITH, AKIL, OT (2001)
Washington Redskins, 2002
Barcelona Dragons (NFL), 2003

SMITH, EMORY, FB (1995)
Scottish Claymores (NFL), 1999

SMITH, RICHARD, DB (1988)
Raleigh-Durham Skyhawks (WLAF), 1991

SMITH, RONNIE, LB (1977)
Saskatchewan Roughriders (CFL), 1980

SPILLER, C.J., RB (2009)
Buffalo Bills, 2010-14
New Orleans Saints, 2015
Seattle Seahawks, 2016
New York Jets, 2016
Kansas City Chiefs, 2017
First-Round Draft Pick, 2010; 2013 Pro Bowl

STEPHENS, DARNELL, OLB (1995)
Tampa Bay Buccaneers, 1995,96

STEWART, TONY, LB (2014)
Buffalo Bills, 2015

STUCKEY, CHANSI, WR (2006)
New York Jets, 2007-09
Cleveland Browns, 2009,10
Arizona Cardinals, 2011

STUCKEY, JIM, DT (1979)
San Francisco 49ers, 1980-86
New York Jets, 1986
San Diego Chargers, 1987
First-Round Draft Pick, 1980; 1981 and 1984 Super Bowl Champion

SWIFT, BOB, FB/C/G (1963)
British Columbia Lions (CFL), 1964,65
Toronto Argonauts (CFL), 1966-70
Winnipeg Blue Bombers (CFL), 1971-78
1972,74 All-Pro

***TANKERSLEY, CORDREA, CB** (2016)
Miami Dolphins, 2017-19

TAYLOR, RENDRICK, TE (2009)
Tampa Bay Buccaneers, 2010

TESTERMAN, DON, RB (1975)
Seattle Seahawks, 1976-78
Washington Redskins, 1979
Miami Dolphins, 1980

***THOMAS, BRANDON, OL** (2013)
San Francisco 49ers, 2014 (IR),15
Detroit Lions, 2016,17 (practice squad)
Jacksonville Jaguars, 2018,19

THOMAS, DOUG, WR (1990)
Seattle Seahawks, 1991-93

THOMAS, RODNEY, LB (2002)
Amsterdam Admirals (NFL), 2004

THOMPSON, BRANDON, DT (2011)
Cincinnati Bengals, 2012-16

THOMPSON, DAVE, C/OG/T (1970)
Detroit Lions, 1971-73
New Orleans Saints, 1974,75

***THOMPSON, TREVION, WR** (2018)
Tampa Bay Buccaneers, 2019 (practice squad)
Tennessee Titans, 2019 (practice squad)

THORSLAND, OSCAR, End (1962)
Ottawa Roughriders (CFL), 1963

TIMMONS, CHARLIE, B (1941)
Brooklyn Dodgers, 1946

TINSLEY, SID, TB (1944)
Pittsburgh Steelers, 1945

TRAPP, JAMES, DB (1992)
Oakland Raiders, 1993-98
Baltimore Ravens, 1999-02
Jacksonville Jaguars, 2003
2000 Super Bowl Champion

TREADWELL, DAVID, PK (1987)
Denver Broncos, 1989-92
New York Giants, 1993,94
1989 Pro Bowl; 1989 All-Rookie Team

TRIPLETT, DANNY, RB (1982)
Washington Federals (USFL), 1984

TUTEN, RICH, DL (1978)
Ottawa Roughriders (CFL), 1980

TUTTLE, PERRY, WR (1981)
Buffalo Bills, 1982,83
First-Round Draft Choice, 1982
Tampa Bay Buccaneers, 1984
Atlanta Falcons, 1984
Winnipeg Blue Bombers (CFL), 1986-91
1987 All-CFL; 1990 Grey Cup Champion; Inducted into Winnipeg Blue Bombers Hall of Fame, 1997

VAUGHN, KHALEED, DE (2003)
Atlanta Falcons, 2004
Carolina Panthers, 2005

WALKER, GREGORY, OG (2003)
New York Giants, 2004

WALLS, HENRY, LB (1985)
New York Jets, 1987 (replacement player)
Montreal Machine (WLAF), 1991

WALTERS, JOEY, WR/DB (1976)
Winnipeg Blue Bombers (CFL), 1977
Saskatchewan Roughriders (CFL), 1977,78,80-82
British Columbia Lions (CFL), 1979
Washington Federals (USFL), 1983,84
Orlando Renegades (USFL), 1985
Houston Oilers, 1987
1982 All-CFL; Set CFL receiving record, 1982

WASHINGTON, DONNELL, DT (2003)
Green Bay Packers, 2004,05 (injured reserve)

WASHINGTON, JAY, RB (1973)
Winnipeg Bombers (CFL), 1974-79
Saskatchewan Roughriders (CFL), 1980
CFL Rushing Leader, 1976

WATERS, ANTHONY, LB (2006)
San Diego Chargers, 2007,08
New Orleans Saints, 2009,10
2009 Super Bowl Champion

WATERS, CHARLIE, CB (1969)
Dallas Cowboys, 1970-78,80,81
1971,77 Super Bowl Champion; 1977,78 All-Pro; 1976-78 Pro Bowl; Selected to All-Time Cowboys team

***WATKINS, CARLOS, DT** (2016)
Houston Texans, 2017-19

***WATKINS, SAMMY, WR** (1983)
Buffalo Bills, 2014-16
Los Angeles Rams, 2017
Kansas City Chiefs, 2018,19
2014 All-Rookie; 2019 Super Bowl Champion

***WATSON, DESHAUN, QB** (2016)
Houston Texans, 2017-19
2017 All-Rookie; 2018,19 Pro Bowl

WELLS, JOEL, B (1956)
Montreal Alouettes (CFL), 1957-60
New York Giants, 1961

WHITE, HARVEY, QB (1959)
Boston Patriots, 1960
First player ever signed by Patriots

WHITEHURST, CHARLIE, QB (2005)
San Diego Chargers, 2006-09,12,13
Seattle Seahawks, 2010,11
Tennessee Titans, 2014,15
Indianapolis Colts, 2015
Cleveland Browns, 2016

WHITLEY, CURTIS, C (1991)
San Diego Chargers, 1992-94
Played in 1995 Super Bowl
Carolina Panthers, 1995,96
Oakland Raiders, 1997
1995 All-Pro by Sports Illustrated

***WILLIAMS, CHRISTIAN, DT** (2018)
Miami Dolphins (2019)
First-Round Draft Choice, 2019

WILLARD, JONATHAN, LB (2012)
Tennessee Titans, 2013

WILLIAMS, BRETT, DE (1996)
Seattle Seahawks, 1998

WILLIAMS, DeSHAWN, DT (2014)
Cincinnati Bengals, 2015 (PS),16
Denver Broncos, 2018

WILLIAMS, KEITH, LB (1986)
Los Angeles Raiders, 1987 (replacement player)

***WILLIAMS, MIKE, WR** (2016)
Los Angeles Chargers, 2017-19

WILLIAMS, PERRY, CB (1986)
New England Patriots, 1987 (replacement player)

WILLIAMS, RAY, WR (1986)
Cleveland Browns, 1987 (replacement player)

WILLIAMS RONALD, RB (1992)
Hamilton Tiger-Cats (CFL), 1997-01
Edmonton Eskimos (CFL), 2002

WITHERSPOON, DERRICK, RB (1993)
Shreveport Pirates, 1994
Philadelphia Eagles, 1995-97

WITHERSPOON, TERRY, FB (2000)
Dallas Cowboys, 2001

WOOLFORD, DONNELL, CB (1988)
Chicago Bears, 1989-96
Pittsburgh Steelers, 1997
Carolina Panthers, 1998
1993 Pro Bowl

WORTHY, FRED, End (1983 (Track))
Oakland Invaders (USFL), 1984

YOUNGBLOOD, KEVIN, WR (2003)
Atlanta Falcons, 2004-06

* - active; Note: Pro Bowl and Super Bowl years are seasons, not year played; includes outdoor football only; includes practice squad players.

NFL DRAFT PICKS


| Date | Rd | Pick | Player, Pos. | Team |
|----------|----|------|-----------------------|----------------|
| 12/9/38 | 5 | 40 | Don Willis, B | Giants |
| | 16 | 142 | Gus Goins, E | Cardinals |
| 12/9/39 | 1 | 4 | *Banks McFadden, B | Dodgers |
| | 13 | 120 | Joe Payne, G | Giants |
| | 18 | 161 | Shad Bryant, B | Cardinals |
| 12/22/41 | 5 | 35 | Joe Blalock, E | Lions |
| | 19 | 176 | *Charlie Timmons, B | Redskins |
| 4/8/43 | 20 | 189 | Marion Butler, B | Bears |
| 4/6/45 | 10 | 93 | Billy Poe, B | Bears |
| 1/14/46 | 6 | 43 | Marion Woods, G | Steelers |
| | 15 | 136 | Jim Hough, G | Packers |
| | 29 | 276 | Frank Saunders, T | Packers |
| 12/16/46 | 8 | 57 | *Bill Chiple, E/DB | Yanks |
| | 16 | 138 | *Ralph Jenkins, C | Steelers |
| | 27 | 246 | Tom Salisbury, G | Giants |
| 12/21/48 | 1 | 6 | *Bobby Gage, B | Steelers |
| | 2 | 14 | Bobby Gage, B | Colts (AFC) |
| | 7 | 71 | Frank Gillespie, G | Eagles |
| 1/18/51 | 3 | 27 | *Fred Cone, B | Packers |
| | 7 | 81 | *Ray Mathews, B | Steelers |
| | 11 | 131 | Wyndie Wyndham, LB | Yanks |
| | 12 | 146 | *Bob Hudson, E | Giants |
| | 22 | 262 | *Dick Hendley, B | Steelers |
| | 25 | 300 | Jackie Calvert, B | Rams |
| 1/12/52 | 5 | 59 | *Bob Patton, T | Giants |
| | 13 | 148 | Billy Hair, B | Packers |
| 1/22/53 | 6 | 66 | Tom Barton, DL | Steelers |
| | 10 | 121 | Dreher Gaskin, E | Lions |
| | 18 | 209 | Jim Shirley, B | Bears |
| | 29 | 340 | Earl Wrightenberry, T | Cardinals |
| 1/28/54 | 24 | 285 | Nathan Gressette, T | Eagles |
| 1/27/55 | 16 | 190 | Clyde White, G | Eagles |
| | 21 | 244 | Buck George, B | Redskins |
| | 28 | 334 | Wingo Avery, C | Eagles |
| 1/12/56 | 4 | 43 | B.C. Inabinet, T | Colts |
| | 22 | 254 | Dick Marazza, T | Lions |
| | 25 | 292 | Billy O'Dell, B | Steelers |
| 1/31/57 | 2 | 18 | *Joel Wells, B | Packers |
| | 3 | 34 | *Bill Hudson, T | Cardinals |
| 1/28/58 | 17 | 200 | Bill Thomas, C | Rams |
| | 24 | 280 | Jim Padgett, C | Eagles |
| 1/21/59 | 14 | 158 | Jack Smith, T | Eagles |
| | 14 | 162 | *Mike Dukes, B | 49ers |
| | 16 | 192 | Morris Keller, T | Colts |
| | 20 | 230 | Jim Payne, G | Eagles |
| | 20 | 235 | *Rudy Hayes, B | Steelers |
| 1960 | 1 | 12 | *Lou Cordileone, T | Giants |
| | @ | | Lou Cordileone, T | Bills (AFL) |
| | 2 | 13 | *Harold Olson, T | Cardinals |
| | @ | | Harold Olson, T | Bills (AFL) |
| | @ | | *Harvey White, QB | Patriots (AFL) |
| | 8 | 88 | *Bill Mathis, HB | 49ers |
| | @ | | Bill Mathis, HB | Broncos (AFL) |
| | 14 | 168 | *Doug Cline, FB | Giants |
| | @ | | Doug Cline, FB | Oilers (AFL) |
| 12/5/60 | 12 | 156 | Lowndes Shingler, QB | Cowboys |
| | 9 | | Lowndes Shingler, QB | Raiders (AFL) |
| 12/27/60 | 5 | 63 | Ron Osborne, T | Colts |
| | 10 | 134 | Jimmy King, T | Cardinals |
| | 14 | | Jimmy King, T | Oilers (AFL) |
| 12/4/61 | 3 | 41 | *Gary Barnes, E | Packers |
| | 9 | 69 | Gary Barnes, E | Titans (AFL) |
| | 29 | 231 | Ron Osborne, T | Oilers (AFL) |
| 12/3/62 | 5 | 67 | *Don Chuy, T | Rams |
| | 5 | 38 | Don Chuy, T | Oilers (AFL) |
| 12/2/63 | 2 | 23 | Pat Crain, HB | Bears |
| | 8 | 102 | *Bob Poole, E | 49ers |
| | 15 | 118 | Pat Crain, HB | Oilers (AFL) |
| | 14 | 190 | Johnny Case, E | Colts |
| 11/28/64 | 5 | | ^ John Boyette, T | Bills (AFL) |
| | 17 | 237 | John Boyette, T | Browns |
| 11/27/65 | 7 | | ^ Randy Smith, LB | Jets (AFL) |
| | 9 | | ^ Wayne Page, DE | Chargers (AFL) |
| | 12 | 177 | Ricky Johnson, T | Cardinals |
| | 12 | 182 | Wayne Page, DE | Bears |
| 11/18/66 | | | ! Randy Smith, LB | Falcons |
| 3/14/67 | 14 | 360 | Floyd Rogers, T | Browns |
| 1/30/68 | 3 | 64 | *Harry Olszewski, G | Browns |
| | 4 | 99 | *Wayne Mass, T | Bears |
| | 5 | 134 | Jackie Jackson, RB | Browns |
| | 9 | 230 | Frank Liberatore, DB | Redskins |
| 1/28/69 | 8 | 201 | *Wayne Mulligan, C | Cardinals |
| | 14 | 344 | *John Cagle, LB | Patriots |
| 1/27/70 | 3 | 66 | *Charlie Waters, DB | Cowboys |
| | 11 | 283 | Ivan Southerland, T | Cowboys |
| | 14 | 347 | Jack King, G | 49ers |
| 1/28/71 | 2 | 30 | *Dave Thompson, LB | Lions |
| 2/1/72 | 3 | 63 | *John McMakin, TE | Steelers |

| | | | | |
|---------|----|-----|------------------------|------------|
| | 9 | 217 | Don Kelley, DB | Steelers |
| | 14 | 346 | *Larry Hefner, LB | Packers |
| 1/30/73 | 6 | 155 | *Rick Harrell, C | Jets |
| | 11 | 266 | Ed Seigler, PK | Bears |
| 1/29/74 | 6 | 131 | \$ Jay Washington, RB | Chiefs |
| 4/8/76 | 1 | 28 | *Bennie Cunningham, TE | Steelers |
| | 10 | 282 | *Don Testerman, RB | Dolphins |
| | 11 | 303 | Craig Brantley, WR | Giants |
| | 15 | 424 | Gary Alexander, T | Colts |
| 5/2/78 | 5 | 127 | *Archie Reese, DT | 49ers |
| | 8 | 213 | *Roy Eppes, DB | Jets |
| | 11 | 305 | Lacy Brumley, OT | Broncos |
| 5/3/79 | 1 | 5 | *Jerry Butler, WR | Bills |
| | 1 | 23 | *Steve Fuller, QB | Chiefs |
| | 3 | 64 | *Joe Bostic, OT | Cardinals |
| | 4 | 92 | *Jonathan Brooks, LB | Lions |
| | 10 | 249 | *Dwight Clark, WR | 49ers |
| | 11 | 277 | *Stan Rome, WR | Chiefs |
| 4/29/80 | 1 | 20 | *Jim Stuckey, DT | 49ers |
| | 7 | 189 | \$ Lester Brown, RB | Cowboys |
| | 12 | 324 | *Marvin Sims, FB | Colts |
| 4/28/81 | 6 | 140 | *Steve Durham, DT | Seahawks |
| | 7 | 178 | *Obad Ariri, PK | Colts |
| 4/27/82 | 1 | 6 | *Jeff Bryant, DT | Seahawks |
| | 1 | 19 | \$ Perry Tuttle, WR | Bills |
| | 5 | 128 | *Jeff Davis, LB | Buccaneers |
| | 7 | 188 | % Hollis Hall, DB | Chargers |
| | 9 | 225 | Tony Berryhill, C | Colts |
| | 12 | 327 | *Brian Clark, OG | Broncos |
| 4/26/83 | 1 | 10 | *Terry Kinard, FS | Giants |
| | 3 | 66 | *Cliff Austin, TB | Saints |
| | 4 | 101 | *Johnny Rembert, LB | Patriots |
| | 5 | 135 | *Chuck McSwain, RB | Cowboys |
| | 7 | 194 | *Jeff McCall, FB | Raiders |
| | 8 | 205 | *Andy Headen, LB | Giants |
| | 11 | 282 | % Danny Triplett, LB | Rams |
| | 11 | 290 | Bob Mayberry, OG | Seahawks |
| | 11 | 298 | Brian Butcher, OG | Vikings |
| | 12 | 318 | Frank Magwood, WR | Giants |
| 5/1/84 | 3 | 63 | *Rod McSwain, DB | Falcons |
| | 6 | 143 | % Jim Scott, DE | Giants |
| | 8 | 213 | Bob Paulling, PK | Cardinals |
| | 11 | 295 | Edgar Pickett, LB | Vikings |
| | 12 | 320 | William Devane, DT | Dolphins |
| | 12 | 326 | Murray Jarman, WR | Broncos |
| | 1 | 11 | *Kevin Mack, FB | +Browns |
| | 2 | 31 | % James Robinson, DT | +Giants |
| | 3 | 84 | % James Farr, OG | +Raiders |
| 4/30/85 | 1 | 22 | *William Perry, MG | Bears |
| | 3 | 58 | *Ty Davis, CB | Giants |
| | 3 | 77 | *Dale Hatcher, P | Rams |
| | 5 | 116 | *K.D. Dunn, TE | Cardinals |
| | 6 | 152 | \$ Reggie Pleasant, CB | Falcons |
| | 10 | 260 | *Donald Igwebuike, PK | Buccaneers |

FIRST-ROUND NFL DRAFT PICKS

| Year | Player | Pos. | Pick | Team |
|------|--------------------|------|------|------------|
| 1940 | Banks McFadden | B | 4 | Dodgers |
| 1949 | Bobby Gage | RB | 6 | Steelers |
| 1960 | Lou Cordileone | L | 12 | Giants |
| 1976 | Bennie Cunningham | TE | 28 | Steelers |
| 1979 | Jerry Butler | WR | 5 | Bills |
| | Steve Fuller | QB | 23 | Chiefs |
| 1980 | Jim Stuckey | DT | 20 | 49ers |
| 1982 | Jeff Bryant | DT | 6 | Seahawks |
| | Perry Tuttle | WR | 19 | Bills |
| 1983 | Terry Kinard | FS | 10 | Giants |
| 1985 | William Perry | MG | 22 | Bears |
| 1987 | Terrence Flagler | TB | 25 | 49ers |
| 1989 | Donnell Woolford | CB | 11 | Bears |
| 1992 | Chester McGlockton | DT | 16 | Raiders |
| 1993 | Wayne Simmons | OLB | 15 | Packers |
| 1997 | Trevor Pryce | DE | 28 | Broncos |
| 1998 | Anthony Simmons | ILB | 15 | Seahawks |
| 1999 | Antwan Edwards | CB | 25 | Packers |
| 2001 | Rod Gardner | WR | 15 | Redskins |
| 2006 | Tye Hill | CB | 15 | Rams |
| 2007 | Gaines Adams | DE | 4 | Buccaneers |
| 2010 | C.J. Spiller | RB | 9 | Bills |
| 2013 | DeAndre Hopkins | WR | 27 | Texans |
| 2014 | Sammy Watkins | WR | 4 | Bills |
| 2015 | Vic Beasley | DE | 8 | Falcons |
| | Stephane Anthony | LB | 31 | Saints |
| 2016 | Shaq Lawson | DE | 19 | Bills |
| 2017 | Mike Williams | WR | 7 | Chargers |
| | Deshawn Watson | QB | 12 | Texans |
| 2019 | Clelin Ferrell | DE | 4 | Raiders |
| | Christian Wilkins | DT | 13 | Dolphins |
| | Dexter Lawrence | DT | 17 | Giants |
| 2020 | Isaiah Simmons | LB | 8 | Cardinals |
| | A.J. Terrell | CB | 16 | Falcons |

| | | | | |
|---------|----|-----|-------------------------|------------|
| 4/28/87 | 1 | 25 | *Terrence Flagler, RB | 49ers |
| | 2 | 31 | *Kenny Flowers, TB | Falcons |
| | 2 | 38 | *Delton Hall, CB | Steelers |
| | 4 | 103 | *Jim Riggs, TE | Bengals |
| 4/24/88 | 2 | 50 | *Michael Dean Perry, DT | Browns |
| | 3 | 81 | Tony Stephens, MG | Saints |
| | 12 | 322 | James Earle, LB | Steelers |
| 4/23/89 | 1 | 11 | *Donnell Woolford, CB | Bears |
| | 4 | 97 | *Richard McCullough, DT | Broncos |
| | 5 | 113 | *Keith Jennings, WR | Cowboys |
| | 10 | 257 | Ty Granger, OT | Buccaneers |
| | 10 | 271 | *Tracy Johnson, FB | Oilers |
| 4/22/90 | 9 | 241 | *Terry Allen, TB | Vikings |
| | 10 | 260 | Gary Cooper, WR | Saints |




WILLIAM PERRY WAS A FIRST-ROUND DRAFT SELECTION BY THE CHICAGO BEARS IN 1985.



NFL DRAFT PICKS

HIGHEST NFL DRAFT PICKS

| Pick | Rd | Year | Player, Pos. | Team |
|------|----|------|------------------------|------------|
| 4 | 1 | 1939 | Banks McFadden, B | Dodgers |
| 4 | 1 | 2007 | Gaines Adams, DE | Buccaneers |
| 4 | 1 | 2014 | Sammy Watkins, WR | Bills |
| 4 | 1 | 2019 | Clelin Ferrell, DE | Raiders |
| 5 | 1 | 1979 | Jerry Butler, WR | Bills |
| 6 | 1 | 1949 | Bobby Gage, QB | Steelers |
| 6 | 1 | 1982 | Jeff Bryant, DT | Seahawks |
| 7 | 1 | 2017 | Mike Williams, WR | Chargers |
| 8 | 1 | 2015 | Vic Beasley, DE | Falcons |
| 8 | 1 | 2020 | Isaiah Simmons, LB | Cardinals |
| 9 | 1 | 2010 | C.J. Spiller, RB | Bills |
| 10 | 1 | 1983 | Terry Kinard, FS | Giants |
| 11 | 1 | 1989 | Donnell Woolford, CB | Bears |
| 12 | 1 | 1960 | Lou Cordileone, T | Giants |
| 12 | 1 | 2017 | Deshawn Watson, QB | Texans |
| 13 | 2 | 1960 | Harold Olson, T | Cardinals |
| 13 | 1 | 2019 | Christian Wilkins, DT | Dolphins |
| 15 | 1 | 1993 | Wayne Simmons, LB | Packers |
| 15 | 1 | 1998 | Anthony Simmons, LB | Seahawks |
| 15 | 1 | 2001 | Rod Gardner, WR | Redskins |
| 15 | 1 | 2006 | Tye Hill, CB | Rams |
| 16 | 1 | 1992 | Chester McGlockton, DT | Raiders |
| 16 | 1 | 2020 | A.J. Terrell, CB | Falcons |
| 17 | 1 | 2019 | Dexter Lawrence, DT | Giants |
| 18 | 2 | 1957 | Joel Wells, B | Packers |
| 19 | 1 | 1982 | Perry Tuttle, WR | Bills |
| 19 | 1 | 2016 | Shaq Lawson, DE | Bills |
| 20 | 1 | 1980 | Jim Stuckey, DT | 49ers |
| 22 | 1 | 1985 | William Perry, MG | Bears |
| 23 | 1 | 1979 | Steve Fuller, QB | Chiefs |
| 23 | 2 | 1963 | Pat Crain, RB | Bears |
| 25 | 1 | 1987 | Terrence Flagler, RB | 49ers |
| 25 | 1 | 1999 | Antwan Edwards, CB | Packers |



CHRISTIAN WILKINS WAS A FIRST-ROUND DRAFT PICK IN 2019.

| | | | |
|---------|-----|-----------------------------|------------|
| 10 | 274 | Otis Moore, DT | Giants |
| 4/21/91 | 2 | 41 * Jerome Henderson, CB | Patriots |
| | 2 | 51 * Doug Thomas, WR | Seahawks |
| | 2 | 53 * John Johnson, OLB | 49ers |
| | 3 | 78 * Chris Gardocki, P/PK | Bears |
| | 4 | 86 * Dexter Davis, CB | Cardinals |
| | 5 | 117 \$ Vance Hammond, DT | Cardinals |
| | 10 | 271 Eric Harmon, OG | Eagles |
| | 11 | 301 Stacy Long, OT | Bears |
| 4/26/92 | 1 | 16 * Chester McGlockton, DT | Raiders |
| | 2 | 38 * Levon Kirkland, OLB | Steelers |
| | 5 | 117 * Curtis Whitley, C | Chargers |
| | 5 | 125 * Ed McDaniel, IILB | Vikings |
| 4/24/93 | 1 | 15 * Wayne Simmons, OLB | Packers |
| | 3 | 72 * James Trapp, CB | Raiders |
| | 4 | 91 * Rudy Harris, FB | Buccaneers |
| | 4 | 106 * Ashley Sheppard, OLB | Vikings |
| | 6 | 164 * Robert O'Neal, FS | Dolphins |
| 4/24/94 | 2 | 50 * Brentson Buckner, DT | Steelers |
| | 7 | 203 Andre Hewitt, OT | Browns |
| 4/23/95 | 6 | 179 * Wardell Rouse, OLB | Buccaneers |
| 4/20/96 | 2 | 50 * Patrick Sapp, OLB | Chargers |
| | 2 | 61 * Brian Dawkins, SS | Eagles |
| | 5 | 138 * Leomont Evans, FS | Redskins |
| 4/19/97 | 1 | 28 * Trevor Pryce, DE | Broncos |
| | 2 | 40 * Dexter McClean, CB | Rams |
| 4/18/98 | 1 | 15 * Anthony Simmons, ILB | Seahawks |
| | 4 | 102 * Lorenzo Bromell, DT | Dolphins |
| | 5 | 129 * Raymond Priestler, TB | Rams |
| | 6 | 159 * Glenn Rountree, OG | Rams |
| | 7 | 210 * Jim Bundren, OT | Dolphins |
| 4/17/99 | 1 | 25 * Antwan Edwards, CB | Packers |
| | 2 | 45 * Rahim Abdullah, OLB | Browns |
| | 5 | 139 * Adrian Dingle, DE | Chargers |
| | 5 | 169 Chris Jones, LB | Vikings |
| | 7 | 231 * O.J. Childress, LB | Giants |
| | 7 | 249 Donald Broomfield, DT | Bengals |
| 4/21/01 | 1 | 15 * Rod Gardner, WR | Redskins |
| | 7 | 232 * Keith Adams, LB | Titans |
| | 7 | 244 * Robert Carswell, FS | Chargers |
| 4/25/03 | 4 | 114 * Nick Eason, DT | Broncos |
| | 4 | 128 * Bryant McNeal, DE | Broncos |
| 4/24/04 | 3 | 72 # Donnell Washington, DT | Packers |
| | 3 | 77 * Derrick Hamilton, WR | 49ers |
| 4/23/05 | 2 | 57 * Justin Miller, CB | Jets |
| | 3 | 98 * Leroy Hill, LB | Seahawks |
| | 5 | 140 * Airese Currie, WR | Bears |
| 4/29/06 | 1 | 15 * Tye Hill, CB | Rams |
| | 3 | 81 * Charlie Whitehurst, QB | Chargers |
| | 7 | 241 * Charles Bennett, DE | Buccaneers |

| | | | | |
|-------------|---|-----|-------------------------|------------|
| 4/28/07 | 1 | 4 | * Gaines Adams, DE | Buccaneers |
| | 3 | 96 | * Anthony Waters, LB | Chargers |
| | 5 | 139 | * Dustin Fry, C | Rams |
| | 5 | 159 | # C.J. Gaddis, DB | Eagles |
| | 7 | 235 | * Chansi Stuckey, WR | Jets |
| 4/26/08 | 2 | 32 | * Phillip Merling, DE | Dolphins |
| | 6 | 170 | * Barry Richardson, OT | Chiefs |
| 4/27/09 | 4 | 103 | * Dorell Scott, DT | Rams |
| | 5 | 165 | * Chris Clemons, S | Dolphins |
| | 5 | 166 | * Michael Hamlin, S | Cowboys |
| | 6 | 195 | * James Davis, RB | Browns |
| 4/22/10 | 1 | 9 | * C.J. Spiller, RB | Bills |
| | 4 | 108 | * Jacoby Ford, WR | Raiders |
| | 5 | 134 | * Ricky Sapp, DE | Eagles |
| | 5 | 164 | * Crezdon Butler, DB | Steelers |
| | 7 | 240 | * Kaveell Conner, LB | Colts |
| 4/29/11 | 2 | 41 | * Jarvis Jenkins, DT | Redskins |
| | 2 | 50 | * Marcus Gilchrist, CB | Chargers |
| | 2 | 51 | * Da'Quan Bowers, DE | Buccaneers |
| | 4 | 122 | * Chris Hairston, OT | Bills |
| | 4 | 130 | * Jamie Harper, RB | Titans |
| | 6 | 173 | * Byron Maxwell, CB | Seahawks |
| 4/26/12 | 2 | 38 | * Andre Branch, DE | Jaguars |
| | 3 | 64 | * Dwayne Allen, TE | Colts |
| | 3 | 93 | * Brandon Thompson, DT | Bengals |
| | 4 | 115 | * Coty Sensabaugh, CB | Titans |
| 4/25-27/13 | 1 | 27 | * DeAndre Hopkins, WR | Texans |
| | 4 | 127 | * Malliciah Goodman, DE | Falcons |
| | 5 | 143 | * Jonathan Meeks, S | Bills |
| | 6 | 187 | * Andre Ellington, RB | Cardinals |
| 5/8-10/14 | 1 | 4 | * Sammy Watkins, WR | Bills |
| | 3 | 100 | * Brandon Thomas, OT | 49ers |
| | 4 | 102 | * Bashaud Breeland, CB | Redskins |
| | 4 | 118 | * Martavis Bryant, WR | Steelers |
| | 6 | 213 | * Tajh Boyd, QB | Jets |
| 4/30-5/2/15 | 1 | 8 | * Vic Beasley, DE | Falcons |
| | 1 | 31 | * Stephone Anthony, LB | Saints |
| | 5 | 137 | * Grady Jarrett, DT | Falcons |

| | | | | |
|------------|-----|---------------------|---------------------------|-----------|
| 5 | 165 | * Bradley Pinion, P | 49ers | |
| 6 | 188 | * Tony Stewart, LB | Bills | |
| 4/28-30/16 | 1 | 19 | * Shaq Lawson, DE | Bills |
| | 2 | 33 | * Kevin Dodd, DE | Titans |
| | 2 | 54 | * Mackensie Alexander, CB | Vikings |
| | 2 | 57 | * T.J. Green, S | Colts |
| | 4 | 109 | * B.J. Goodson, LB | Giants |
| | 5 | 166 | * D.J. Reader, DT | Texans |
| | 7 | 241 | * Charone Peake, WR | Jets |
| | 7 | 244 | * Jayron Kearse, S | Vikings |
| | 7 | 247 | # Zac Brooks, RB | Seahawks |
| 4/27-29/17 | 1 | 7 | * Mike Williams, WR | Chargers |
| | 1 | 12 | * Deshaun Watson, QB | Texans |
| | 3 | 97 | * Cordrea Tankersley, CB | Dolphins |
| | 4 | 140 | * Wayne Gallman, RB | Giants |
| | 4 | 142 | * Carlos Watkins, DT | Texans |
| | 5 | 150 | * Jordan Leggett, TE | Jets |
| 4/26-28/18 | 3 | 100 | * Dorian O'Daniel, LB | Chiefs |
| | 6 | 185 | * Deon Cain, WR | Colts |
| | 6 | 187 | * Ray-Ray McCloud, WR | Bills |
| 4/25-27/19 | 1 | 4 | * Clelin Ferrell, DE | Raiders |
| | 1 | 13 | * Christian Wilkins, DT | Dolphins |
| | 1 | 17 | * Dexter Lawrence, DT | Giants |
| | 2 | 40 | * Trayvon Mullen, CB | Raiders |
| | 4 | 117 | * Austin Bryant, DE | Lions |
| | 5 | 149 | * Hunter Renfrow, WR | Raiders |
| 4/23-25/20 | 1 | 8 | Isaiah Simmons, LB | Cardinals |
| | 1 | 16 | A.J. Terrell, CB | Falcons |
| | 2 | 33 | Tee Higgins, WR | Bengals |
| | 3 | 100 | Tanner Muse, S | Raiders |
| | 4 | 109 | John Simpson, OG | Raiders |
| | 4 | 127 | K'Von Wallace, S | Eagles |
| | 7 | 250 | Tremayne Anchrum, OT | Rams |

* - played in an NFL game; \$ - played in Canada; % - played in USFL; @ - one of many "first-round" selections in old AFL draft system; ^ - AFL redshirt draft; # - made practice squad only; ! - supplemental draft; + - supplemental draft of USFL players

NFL ALUMNI GAMES & SEASONS

| Player, Pos. | G | Yrs | Rd | Pick |
|--------------------------------|------------|----------|-----------|------------|
| Rahim Abdullah, OLB | 29 | 2 | 2 | 45 |
| Gaines Adams, DE | 47 | 3 | 1 | 4 |
| Keith Adams, LB | 85 | 7 | 7 | 232 |
| Kevin Alexander, DE | 8 | 1 | | FA |
| Mackensie Alexander, CB | 55 | 4 | 2 | 54 |
| Dwayne Allen, TE | 86 | 7 | 3 | 64 |
| Terry Allen, TB | 130 | 10 | 9 | 241 |
| Stephane Anthony, LB | 62 | 5 | 1 | 31 |
| Obed Ariri, PK | 18 | 2 | 7 | 178 |
| Cliff Austin, RB | 58 | 5 | 3 | 66 |
| Thomas Austin, OG | 8 | 3 | | FA |
| Bob Baldwin, B | 9 | 1 | | FA |
| Mike Barber, LB | 51 | 5 | | FA |
| Gary Barnes, OE | 60 | 5 | 3 | 41 |
| Tavaris Barnes, DE | 12 | 1 | | FA |
| Vic Beasley, DE | 78 | 5 | 1 | 8 |
| Dan Benish, DT | 55 | 5 | | FA |
| Charles Bennett, DE | 3 | 1 | 7 | 241 |
| Jeff Bostic, C | 184 | 14 | | FA |
| Joe Bostic, OG | 132 | 10 | 3 | 64 |
| Da'Quan Bowers, DE | 90 | 4 | 2 | 51 |
| Andre Branch, DE | 95 | 7 | 2 | 38 |
| Bashaud Breeland, CB | 83 | 6 | 4 | 102 |
| Lorenzo Bromell, DE | 77 | 7 | 4 | 102 |
| Jonathan Brooks, LB | 20 | 2 | 4 | 92 |
| Jaron Brown, WR | 101 | 7 | FA | |
| Kourtnei Brown, DE | 5 | 2 | | FA |
| Austin Bryant, DE | 4 | 1 | 4 | 117 |
| Jeff Bryant, DT | 175 | 12 | 1 | 6 |
| Martavis Bryant, WR | 44 | 4 | 4 | 118 |
| Brentson Buckner, DT | 174 | 12 | 2 | 50 |
| Jim Bunderen, C | 27 | 2 | 7 | 210 |
| Crezdon Butler, CB | 45 | 7 | 5 | 164 |
| Jerry Butler, WR | 88 | 7 | 1 | 5 |
| John Cagle, DT/LB/G | 6 | 1 | 14 | 344 |
| Ken Callicutt, TB | 66 | 5 | | FA |
| Robert Carswell, SS | 18 | 2 | 7 | 244 |
| Chandler Catanzaro, PK | 77 | 5 | | FA |
| O.J. Childress, LB | 4 | 1 | 7 | 231 |
| Bill Chipley, E/DB | 30 | 3 | 8 | 57 |
| Don Chuy, OG | 82 | 7 | 5 | 67 |
| Vince Ciurciu, FB/LB | 74 | 7 | | FA |
| Dwight Clark, WR | 134 | 9 | 10 | 249 |
| Chris Clemons, S | 80 | 7 | 5 | 165 |
| Doug Cline, LB | 95 | 7 | 14 | 168 |
| James Coley, TE | 23 | 2 | | FA |
| Fred Cone, B/PK | 94 | 8 | 3 | 27 |
| Kavell Conner, LB | 78 | 6 | 7 | 240 |
| Lou Cordileone, OT | 75 | 6 | 1 | 12 |
| Darrel Crutchfield, CB | 4 | 1 | | FA |
| Bennie Cunningham, TE | 118 | 10 | 1 | 28 |
| Airese Currie, WR | 1 | 1 | 5 | 140 |
| Woodrow Dantzer, RB | 14 | 2 | | FA |
| Billy Davis, DB | 1 | 1 | | FA |
| Dexter Davis, CB | 59 | 6 | 4 | 86 |
| James Davis, RB | 9 | 2 | 6 | 195 |

| | | | | |
|-----------------------------|------------|----------|-----------|------------|
| Jeff Davis, LB | 83 | 6 | 5 | 128 |
| Ty Davis, CB | 7 | 1 | 3 | 58 |
| Brian Dawkins, SS | 224 | 16 | 2 | 61 |
| Adrian Dingle, DE | 70 | 5 | 5 | 139 |
| Kevin Dodd, DE | 14 | 2 | 2 | 33 |
| Stacey Driver, TB | 2 | 1 | | FA |
| Mike Dukes, LB | 81 | 6 | 14 | 162 |
| K.D. Dunn, TE | 33 | 5 | 5 | 116 |
| Steve Durham, DE | 8 | 1 | 6 | 145 |
| Nick Eason, DT | 117 | 9 | 4 | 114 |
| Antwan Edwards, CB | 71 | 7 | 1 | 25 |
| Charlie Ellington, RB | 65 | 5 | 6 | 187 |
| Leomont Evans, FS | 59 | 4 | 5 | 138 |
| Clelin Ferrell, DE | 15 | 1 | 1 | 4 |
| Mark Fields, CB | 1 | 1 | FA | |
| Terrence Flagler, TB | 41 | 5 | 1 | 25 |
| Kenny Flowers, TB | 16 | 2 | 2 | 31 |
| Jacoby Ford, WR | 38 | 3 | 4 | 108 |
| Dalton Freeman, C | 16 | 1 | | FA |
| George Fritts, OT | 10 | 1 | | FA |
| Dustin Fry, C | 4 | 1 | 5 | 139 |
| Jamaal Fudge, DB | 31 | 3 | | FA |
| Steve Fuller, QB | 90 | 7 | 1 | 23 |
| Bobby Gage, TB | 22 | 2 | 1 | 6 |
| Wayne Gallman, RB | 38 | 3 | 4 | 140 |
| Rod Gardner, WR | 91 | 6 | 1 | 15 |
| Chris Gardocki, P/PK | 244 | 16 | 3 | 78 |
| Marcus Gilchrist, CB | 126 | 9 | 2 | 50 |
| Malliciah Goodman, DE | 34 | 3 | 4 | 127 |
| B.J. Goodson, LB | 52 | 4 | 4 | 109 |
| T.J. Green, S | 33 | 3 | 2 | 57 |
| Marrion Grier, FB | 32 | 2 | 6 | 195 |
| Steve Griffin, TB | 4 | 1 | | FA |
| Tyler Grisham, WR | 4 | 1 | | FA |
| Chris Hairston, OT | 74 | 6 | 4 | 122 |
| Delton Hall, CB | 76 | 6 | 2 | 38 |
| Lamont Hall, TE | 94 | 6 | | FA |
| Derrick Hamilton, WR | 2 | 1 | 3 | 77 |
| Michael Hamlin, S | 12 | 2 | 5 | 166 |
| Jamie Harper, RB | 23 | 2 | 4 | 130 |
| Rick Harrell, C | 4 | 1 | 6 | 155 |
| Rudy Harris, FB | 18 | 2 | 4 | 91 |
| Dale Hatcher, P | 99 | 7 | 3 | 77 |
| Rudy Hayes, LB | 28 | 3 | 20 | 235 |
| Andy Headen, LB | 74 | 6 | 8 | 205 |
| Taylor Hearn, OG | 4 | 1 | | FA |
| Larry Hefner, LB | 34 | 4 | 14 | 346 |
| Jerome Henderson, CB | 98 | 8 | 2 | 41 |
| Dick Hendley, QB | 7 | 1 | 22 | 262 |
| Leroy Hill, LB | 97 | 8 | 3 | 98 |
| Tye Hill, CB | 40 | 5 | 1 | 15 |
| DeAndre Hopkins, WR | 110 | 7 | 1 | 27 |
| Tony Horne, WR | 39 | 3 | | FA |
| Bill Hudson, DT | 32 | 3 | 3 | 34 |
| Bob Hudson, DE/LB/DB | 106 | 10 | 12 | 146 |
| Albert Huggins, DT | 4 | 1 | FA | |
| Corey Hulsey, OG | 40 | 5 | | FA |

NFL SEASON LEADERS

| Player | Years | GP | Seasons |
|--------------------|---------|-----|---------|
| Chris Gardocki | 1991-06 | 244 | 16 |
| Brian Dawkins | 1996-11 | 224 | 16 |
| Jeff Bostic | 1980-93 | 184 | 14 |
| Trevor Pryce | 1997-10 | 184 | 14 |
| Jeff Bryant | 1982-93 | 175 | 12 |
| Chester McGlockton | 1992-03 | 179 | 12 |
| Brentson Buckner | 1994-05 | 174 | 12 |
| Charlie Waters | 1970-82 | 160 | 11 |
| Levon Kirkland | 1992-02 | 176 | 11 |
| James Trapp | 1993-03 | 149 | 11 |
| Ray Mathews | 1951-60 | 114 | 10 |
| Bob Hudson | 1951-61 | 106 | 10 |
| Bill Mathis | 1960-69 | 137 | 10 |
| Bennie Cunningham | 1975-85 | 118 | 10 |
| Joe Bostic | 1979-88 | 132 | 10 |
| Johnny Rembert | 1983-92 | 126 | 10 |
| William Perry | 1986-95 | 138 | 10 |
| Michael Dean Perry | 1988-97 | 148 | 10 |
| Terry Allen | 1991-02 | 130 | 10 |
| Ed McDaniel | 1992-01 | 125 | 10 |
| Dexter McCleon | 1997-06 | 148 | 10 |

Note: Years are total seasons played at least one game; years lost to injury do not count; **bold** denotes active player.

NFL GAME LEADERS

| Player | Years | Seasons | GP |
|-------------------------|----------------|----------|------------|
| Chris Gardocki | 1991-06 | 16 | 244 |
| Chris Gardocki | 1996-11 | 16 | 224 |
| Jeff Bostic | 1980-93 | 14 | 184 |
| Trevor Pryce | 1997-10 | 14 | 184 |
| Chester McGlockton | 1992-03 | 12 | 179 |
| Levon Kirkland | 1992-02 | 11 | 176 |
| Jeff Bryant | 1982-93 | 12 | 175 |
| Brentson Buckner | 1994-05 | 12 | 174 |
| Charlie Waters | 1970-82 | 11 | 160 |
| James Trapp | 1993-03 | 11 | 149 |
| Michael Dean Perry | 1988-97 | 10 | 148 |
| Dexter McCleon | 1997-06 | 10 | 148 |
| William Perry | 1986-95 | 10 | 138 |
| Bill Mathis | 1960-69 | 10 | 137 |
| Dwight Clark | 1979-87 | 9 | 134 |
| Joe Bostic | 1979-88 | 10 | 132 |
| Terry Allen | 1991-01 | 10 | 130 |
| Johnny Rembert | 1983-92 | 10 | 126 |
| Donnell Woolford | 1989-97 | 9 | 126 |
| Marcus Gilchrist | 2011-18 | 9 | 126 |
| Ed McDaniel | 1992-01 | 10 | 125 |

Note: Years are total seasons played at least one game; years lost to injury do not count; **bold** denotes active player.

| | | | | |
|----------------------------|-----------|----------|-----------|------------|
| Adam Humphries, WR | 72 | 5 | FA | |
| Donald Igwebuike, PK | 80 | 6 | 10 | 260 |
| Brandon Jamison, LB | 22 | 2 | | FA |
| Grady Jarrett, DT | 77 | 5 | 5 | 137 |
| Jarvis Jenkins, DT | 98 | 7 | 2 | 41 |
| Ralph Jenkins, C | NA | 1 | 16 | 138 |
| Keith Jennings, WR | 92 | 8 | 5 | 113 |
| John Johnson, OLB | 46 | 5 | 2 | 53 |
| Tracy Johnson, FB | 121 | 8 | 10 | 271 |
| Jayron Kearse, S | 62 | 4 | 7 | 244 |
| Steve Kenney, OT | 89 | 7 | | FA |
| Terry Kinard, DB | 121 | 8 | 1 | 10 |
| Levon Kirkland, OLB | 176 | 11 | 2 | 38 |
| Al Latimer, DB | 40 | 4 | | FA |
| Dexter Lawrence, DT | 16 | 1 | 1 | 17 |
| Shaq Lawson, DE | 50 | 4 | 1 | 19 |
| John Leake, LB | 25 | 2 | | FA |
| Jordan Leggett, TE | 15 | 1 | 5 | 150 |
| Kevin Mack, RB | 99 | 9 | | USFL |
| Terrence Mack, DE | 5 | 1 | | FA |
| Wayne Mass, T | 59 | 5 | 4 | 99 |
| Ray Mathews, E | 114 | 10 | 7 | 81 |
| Bill Mathis, RB | 137 | 10 | 8 | 88 |
| Byron Maxwell, DB | 83 | 7 | 6 | 173 |
| Jim McCannless, OG | 1 | 1 | | FA |
| Ray-Ray McCloud, WR | 16 | 2 | 6 | 187 |
| Dexter McCleon, CB | 148 | 10 | 2 | 40 |
| Richard McCullough, DT | 16 | 2 | 4 | 97 |
| Ed McDaniel, ILB | 125 | 10 | 5 | 125 |
| Banks McFadden, B | 11 | 1 | 1 | 4 |
| Chester McGlockton, DT | 179 | 12 | 1 | 16 |
| John McMakin, TE | 60 | 5 | 3 | 63 |
| Chuck McSwain, RB | 19 | 3 | 5 | 135 |
| Rod McSwain, DB | 90 | 7 | 3 | 63 |
| Jonathan Meeks, S | 38 | 3 | 5 | 143 |
| Phillip Merling, DE | 53 | 6 | 2 | 32 |
| Justin Miller, CB | 45 | 5 | 2 | 57 |
| Eldridge Milton, LB | 3 | 1 | | FA |
| Dwayne Morgan, OT | 5 | 1 | | FA |
| Trayvon Mullen, CB | 16 | 1 | 2 | 40 |
| Wayne Mulligan, C | 87 | 7 | 8 | 201 |
| Dorian O'Daniel, LB | 30 | 2 | 3 | 100 |
| Harold Olson, OT | 70 | 5 | 2 | 13 |
| Robert O'Neal, FS | 2 | 1 | 6 | 164 |
| Joe Pagliei, B | 18 | 2 | | FA |
| Michael Palmer, TE | 74 | 5 | | FA |
| Bob Patton, OT | 12 | 1 | 5 | 59 |
| Charone Peake, WR | 31 | 3 | 7 | 241 |
| Michael Dean Perry, DT | 148 | 10 | 2 | 50 |
| William Perry, MG/FB | 138 | 10 | 1 | 22 |
| Bradley Pinion, P | 80 | 5 | 5 | 165 |
| Reggie Pleasant, CB | 3 | 1 | 6 | 152 |
| Bob Poole, E | 50 | 4 | 8 | 102 |
| Robert Potts, T | 16 | 1 | | FA |
| Trevor Pryce, DT | 184 | 14 | 1 | 28 |
| D.J. Reader, DT | 61 | 4 | 5 | 166 |
| Archie Reese, DE | 83 | 6 | 5 | 127 |
| Marion Reeves, TB | 14 | 1 | | FA |
| Johnny Rembert, LB | 126 | 10 | 4 | 101 |

| | | | | |
|------------------------------|------------|----------|-----------|------------|
| Hunter Renfrow, WR | 13 | 1 | 5 | 149 |
| Barry Richardson, OT | 65 | 6 | 6 | 170 |
| Jim Riggs, TE | 82 | 7 | 4 | 103 |
| Stan Rome, WR | 42 | 4 | | FA |
| Wardell Rouse, OLB | 16 | 1 | 6 | 179 |
| Larry Ryans, WR | 3 | 1 | | FA |
| Patrick Sapp, OLB | 63 | 4 | 2 | 50 |
| Ricky Sapp, DE | 17 | 3 | 5 | 134 |
| Charley Sarratt, QB | 8 | 1 | 12 | 101 |
| Dorell Scott, DT | 33 | 3 | 4 | 103 |
| Coty Sensabaugh, CB | 107 | 8 | 4 | 115 |
| Tyler Shatley, OL | 78 | 6 | FA | |
| Ashley Sheppard, OLB | 21 | 3 | 4 | 106 |
| Anthony Simmons, LB | 87 | 7 | 1 | 15 |
| Wayne Simmons, OLB | 90 | 6 | 1 | 15 |
| Marvin Sims, FB | 32 | 2 | 12 | 324 |
| C.J. Spiller, RB | 90 | 8 | 1 | 9 |
| Darnell Stephens, OLB | 14 | 2 | | FA |
| Tony Steward, LB | 7 | 1 | 6 | 188 |
| Chansi Stuckey, WR | 55 | 4 | 7 | 235 |
| Jim Stuckey, DT | 93 | 7 | 1 | 20 |
| Cordrea Tankersley, CB | 17 | 2 | 3 | 97 |
| Don Testerman, RB | 49 | 4 | 10 | 282 |
| Doug Thomas, WR | 39 | 3 | 2 | 51 |
| Brandon Thompson, DT | 53 | 5 | 3 | 93 |
| Dave Thompson, OL | 56 | 5 | 2 | 30 |
| Sid Tinsley, TB | 9 | 1 | | FA |
| James Trapp, DB | 149 | 11 | 3 | 72 |
| David Treadwell, PK | 93 | 6 | | FA |
| Perry Tuttle, WR | 24 | 3 | 1 | 19 |
| Khaleed Vaughn, DE | 3 | 1 | | FA |
| Gregory Walker, OG | 7 | 1 | | FA |
| Henry Walls, LB | 3 | 1 | | FA |
| Joey Walters, WR/DB | 5 | 1 | | FA |
| Anthony Waters, LB | 20 | 3 | 3 | 96 |
| Charlie Waters, CB | 160 | 11 | 3 | 66 |
| Carlos Watkins, DT | 26 | 3 | 5 | 142 |
| Sammy Watkins, WR | 76 | 6 | 1 | 4 |
| Deshaun Watson, QB | 38 | 3 | 1 | 12 |
| Joel Wells, B | 14 | 1 | 2 | 18 |
| Harvey White, QB^ | 9 | 1 | 1 | NA |
| Charlie Whitehurst, QB | 24 | 6 | 3 | 81 |
| Curtis Whitley, C | 72 | 6 | 5 | 117 |
| Christian Wilkins, DT | 16 | 1 | 1 | 13 |
| DeShawn Williams, DT | 4 | 1 | | FA |
| Mike Williams, WR | 41 | 3 | 1 | 7 |
| Perry Williams, CB | 3 | 1 | | FA |
| Derrick Witherspoon, RB | 34 | 3 | | FA |
| Terry Witherspoon, RB | 3 | 1 | | FA |
| Donnell Woolford, CB | 126 | 9 | 1 | 11 |
| Kevin Youngblood, WR | 1 | 1 | | FA |

^ - one of many first-round AFL selections; FA - free agent; USFL - drafted by the USFL, then moved to the NFL through dispersal draft; Note: Includes players who have appeared in at least one game; years denote number of seasons played in at least one game; **bold** denotes player who played in an NFL game in 2019.



DEXTER LAWRENCE WAS AN ALL-ROOKIE SELECTION WHO STARTED ALL 16 GAMES IN 2019.

NFL ALUMNI HONORS

PRO FOOTBALL HALL OF FAME

2018 - Brian Dawkins, DB, Eagles, Broncos

NFL ALL-DECADE TEAM

1990s - Levon Kirkland, LB, Steelers
2000s - Brian Dawkins, S, Eagles

NFL PLAYER-OF-THE-YEAR

1982 - ^Dwight Clark, WR, 49ers

AFC ROOKIE-OF-THE-YEAR

1979 - *Jerry Butler, WR, Bills

ALL-ROOKIE TEAM

1979 - Jerry Butler, WR, Bills
Joe Bostic, OG, Cardinals
1980 - Jim Stuckey, DT, 49ers
1982 - Jeff Bryant, DT, Seahawks
1983 - Terry Kinard, FS, Giants
1985 - Kevin Mack, RB, Browns
William Perry, MG/FB, Bears
Dale Hatcher, P, Rams
1987 - Delton Hall, CB, Steelers
1988 - Michael Dean Perry, DT, Browns
1989 - David Treadwell, PK, Broncos
1993 - Wayne Simmons, OLB, Packers
1996 - Brian Dawkins, SS, Eagles
1998 - Lorenzo Bromell, DE, Dolphins
2001 - Rod Gardner, WR, Redskins
2006 - Tye Hill, CB, Rams
2007 - Gaines Adams, DE, Buccaneers
2010 - Kavell Conner, LB, Colts
Jacoby Ford, WR, Raiders
2012 - Dwayne Allen, TE, Colts
2013 - Andre Ellington, RB, Cardinals
DeAndre Hopkins, WR, Texans
2014 - Bashaud Breeland, CB, Redskins
Chandler Catanzaro, PK, Cardinals
Sammy Watkins, WR, Bills
2015 - Stephone Anthony, LB, Saints
2017 - Deshaun Watson, QB, Texans
2019 - Dexter Lawrence, DT, Giants

ALL-PRO SELECTIONS

1952 - Ray Mathews, RB, Steelers
1961 - Bill Mathis, FB, Jets
1962 - Harold Olson, T, Bills
1977 - Charlie Waters, DB, Cowboys
1978 - Charlie Waters, DB, Cowboys
1980 - Jerry Butler, WR, Bills
1981 - Dwight Clark, WR, 49ers
1982 - Dwight Clark, WR, 49ers
1983 - Jeff Bostic, C, Redskins
1985 - Dale Hatcher, P, Rams
1988 - ^Johnny Rember, LB, Patriots
1989 - Michael Dean Perry, DT, Browns
David Treadwell, PK, Broncos
1990 - Michael Dean Perry, DT, Browns
1991 - Michael Dean Perry, DT, Browns
1992 - Michael Dean Perry, DT, Browns
1993 - Michael Dean Perry, DT, Browns
1994 - Michael Dean Perry, DT, Browns
Chester McGlockton, DT, Raiders
Terry Allen, RB, Vikings
1995 - Michael Dean Perry, DT, Broncos
Terry Allen, TB, Redskins
Chester McGlockton, DT, Raiders
^Curtis Whitley, C, Panthers
1996 - Chester McGlockton, DT, Raiders
Chris Gardocki, P, Colts
Terry Allen, TB, Redskins
Levon Kirkland, LB, Steelers
Michael Dean Perry, DT, Broncos
1997 - Levon Kirkland, LB, Steelers
1999 - Trevor Pryce, DT, Broncos
Tony Horne, KR, Rams
2000 - Chris Gardocki, P, Browns
Trevor Pryce, DT, Broncos
2001 - Brian Dawkins, DB, Eagles
Trevor Pryce, DT, Broncos
2002 - Brian Dawkins, DB, Eagles
2004 - Brian Dawkins, DB, Eagles
2006 - Brian Dawkins, DB, Eagles
Justin Miller, KR, Jets
2009 - Brian Dawkins, DB, Broncos
2015 - DeAndre Hopkins, WR, Texans
2016 - Vic Beasley, LB, Falcons
2017 - DeAndre Hopkins, WR, Texans
2018 - DeAndre Hopkins, WR, Texans



DESHAUN WATSON
WAS A PRO BOWL
CHOICE IN 2019.

2019 - DeAndre Hopkins, WR, Texans
Grady Jarrett, DT, Falcons

PRO BOWL SELECTIONS

1952 - Ray Mathews, HB, Steelers
1955 - Ray Mathews, HB, Steelers
1961 - Bill Mathis, RB, Jets
1962 - Bill Hudson, DT, Chargers
1963 - Bill Mathis, RB, Jets
1976 - Charlie Waters, DB, Cowboys
1977 - Charlie Waters, DB, Cowboys
1978 - Charlie Waters, DB, Cowboys
1980 - Jerry Butler, WR, Bills
1982 - Dwight Clark, WR, 49ers
1983 - Dwight Clark, WR, 49ers
Jeff Bostic, C, Redskins
1985 - Kevin Mack, RB, Browns
Dale Hatcher, P, Rams
1987 - Kevin Mack, RB, Browns
1988 - Johnny Rember, LB, Patriots
Terry Kinard, FS, Giants
1989 - Michael Dean Perry, DT, Browns
David Treadwell, PK, Broncos
Johnny Rember, LB, Patriots
1990 - Michael Dean Perry, DT, Browns
1991 - Michael Dean Perry, DT, Browns
1993 - Michael Dean Perry, DT, Browns
Donnell Woolford, CB, Bears
1994 - Michael Dean Perry, DT, Browns
Chester McGlockton, DT, Raiders
1995 - Chester McGlockton, DT, Raiders
1996 - Chester McGlockton, DT, Raiders
Michael Dean Perry, DT, Broncos
Levon Kirkland, ILB, Steelers
Chris Gardocki, P, Colts
Terry Allen, TB, Redskins
1997 - Chester McGlockton, MG, Raiders
Levon Kirkland, LB, Steelers
1998 - Ed McDaniel, LB, Vikings
1999 - Brian Dawkins, DB, Eagles
Trevor Pryce, DT, Broncos
2000 - Trevor Pryce, DT, Broncos
2001 - Brian Dawkins, DB, Eagles
Trevor Pryce, DT, Broncos
2002 - Brian Dawkins, DB, Eagles
Trevor Pryce, DT, Broncos
2004 - Brian Dawkins, DB, Eagles

2005 - Brian Dawkins, DB, Eagles
2006 - Brian Dawkins, DB, Eagles
Justin Miller, KR, Jets
2008 - Brian Dawkins, DB, Eagles
2009 - Brian Dawkins, DB, Broncos
2011 - Brian Dawkins, DB, Broncos
2012 - C.J. Spiller, RB, Bills
2015 - DeAndre Hopkins, WR, Texans
2016 - Vic Beasley, LB, Falcons
2017 - DeAndre Hopkins, WR, Texans
2018 - DeAndre Hopkins, WR, Texans
Deshaun Watson, QB, Texans
2019 - DeAndre Hopkins, WR, Texans
Grady Jarrett, DT, Falcons
Deshaun Watson, QB, Texans
Note: By season, not calendar year of game.

SUPER BOWL CHAMPIONS

1968 - Bill Mathis, RB, Jets
1971 - Charlie Waters, S, Cowboys
1974 - John McMakin, TE, Steelers
1977 - Charlie Waters, S, Cowboys
1978 - Bennie Cunningham, TE, Steelers
1979 - Bennie Cunningham, TE, Steelers
1981 - Dwight Clark, WR, 49ers
Archie Reese, DT, 49ers
Jim Stuckey, DT, 49ers
1982 - Jeff Bostic, C, Redskins
1984 - Dwight Clark, WR, 49ers
Jim Stuckey, DT, 49ers
1985 - Steve Fuller, QB, Bears
William Perry, MG, Bears
1986 - Ty Davis, CB, Giants
Andy Headen, LB, Giants
Terry Kinard, FS, Giants
1987 - Obed Ariri, PK, Redskins
Dan Benish, DT, Redskins
Jeff Bostic, C, Redskins
K.D. Dunn, TE, Redskins
1988 - Terrence Flagler, RB, 49ers
1989 - Terrence Flagler, RB, 49ers
1991 - Jeff Bostic, C, Redskins
1996 - Wayne Simmons, LB, Packers
1997 - Trevor Pryce, DT, Broncos
1998 - Trevor Pryce, DT, Broncos
1999 - Tony Horne, WR, Rams
Dexter McClellan, CB, Rams

2000 - James Trapp, DB, Ravens
2005 - Chris Gardocki, P, Steelers
2008 - Nick Eason, DT, Steelers
2009 - Anthony Waters, LB, Saints
2013 - Byron Maxwell, CB, Seahawks
2018 - Dwayne Allen, TE, Patriots
2019 - Bashaud Breeland, CB, Chiefs
Dorian O'Daniel, LB, Chiefs
Sammy Watkins, WR, Chiefs

Note: By season, not calendar year of game.

LED LEAGUE IN A STAT CATEGORY

1952 - Ray Mathews, Steelers
Yards/All-Purpose Play,
Punt Returns for Touchdowns
1955 - Fred Cone, Packers
NFL in Field Goals (16-24)
Ray Mathews, Steelers
NFL Punt Returns for Touchdowns
1982 - Dwight Clark, 49ers
NFL in Receptions, Yards/Touch
1985 - Dale Hatcher, Rams
NFL in Net Punting
1989 - David Treadwell, Broncos
AFC in Scoring
1996 - Chris Gardocki, Colts
NFL in Net Punting
Terry Allen, Redskins
NFL in Touchdowns, Rushing Touchdowns
1999 - Tony Horne, Rams
NFL in Kickoff Return Average,
Kickoff Returns for Touchdowns
2006 - Justin Miller, Jets
NFL in Kickoff Return Average
2012 - C.J. Spiller, Bills
NFL Running Backs in Yards/Carry
2013 - Andre Ellington, Cardinals
NFL Running Backs, Yards/Carry
2016 - Vic Beasley, Falcons
NFL in Sacks
2017 - DeAndre Hopkins, Texans
NFL in Receiving Touchdowns
2019 - Mike Williams, Chargers
NFL in Yards/Reception

* - UPI, Sporting News; ^ - Sports Illustrated

YEAR-BY-YEAR TEAM RECORDS

| Year | Home | Away | Neutral | Conf. | Finish | Overall | Win % | Scoring | Captain(s) | Head Coach(es) |
|--------------------|-------|-------|---------|-------|--------|---------|-------|---------|--|------------------------------------|
| 1896 | 0-0 | 2-1 | 0-0 | ---- | ---- | 2-1 | .667 | 36-18 | R.G. Hamilton | Walter Riggs |
| 1897 | 0-0 | 2-2 | 0-0 | ---- | ---- | 2-2 | .500 | 28-58 | W.T. Brock | W.M. Williams |
| 1898 | 1-0 | 1-1 | 1-0 | ---- | ---- | 3-1 | .750 | 110-20 | Shack Shealy | John Penton |
| 1899 | 0-0 | 1-2 | 3-0 | ---- | ---- | 4-2 | .667 | 109-50 | J.N. Walker | Walter Riggs |
| 1900 | 1-0 | 3-0 | 2-0 | 3-0 | 1st | 6-0 | 1.000 | 222-10 | J.N. Walker | John Heisman |
| 1901 | 1-0 | 1-0-1 | 1-1 | 1-0-1 | ---- | 3-1-1 | .700 | 190-38 | Claude Douthit | John Heisman |
| 1902 | 2-0 | 4-1 | 0-0 | 5-1 | 1st | 6-1 | .857 | 152-22 | Hope Sadler | John Heisman |
| 1903 | 0-0 | 3-1 | 1-0-1 | 2-0-1 | T-1st | 4-1-1 | .750 | 167-22 | Hope Sadler | John Heisman |
| 1904 | 1-1 | 1-1-1 | 1-1 | ---- | ---- | 3-3-1 | .500 | 50-45 | John B. Holland | Shack Shealy |
| 1905 | 0-0-1 | 2-2 | 1-0 | ---- | ---- | 3-2-1 | .583 | 101-63 | O.L. Derrick | Eddie Cochems |
| 1906 | 3-0-1 | 1-0-1 | 0-0-1 | 4-0 | T-1st | 4-0-3 | .786 | 38-4 | Fritz Furtick | Bob Williams |
| 1907 | 2-2 | 1-1 | 1-1 | ---- | ---- | 4-4 | .500 | 67-45 | J.M. McLaurin | Frank Shaughnessy |
| 1908 | 1-1 | 0-3 | 0-2 | ---- | ---- | 1-6 | .143 | 26-102 | Sticker Coles | John Stone |
| 1909 | 2-0 | 2-2 | 2-1 | ---- | ---- | 6-3 | .667 | 93-43 | C.M. Robbs | Bob Williams |
| 1910 | 1-1 | 3-2 | 0-0-1 | ---- | ---- | 4-3-1 | .563 | 106-54 | W.H. Hankel | Frank Dobson |
| 1911 | 1-2 | 2-1 | 0-2 | ---- | ---- | 3-5 | .375 | 71-119 | Paul Bissell | Frank Dobson |
| 1912 | 2-0 | 2-3 | 0-1 | ---- | ---- | 4-4 | .500 | 176-126 | W.B. Britt | Frank Dobson |
| 1913 | 1-1 | 3-2 | 0-1 | ---- | ---- | 4-4 | .500 | 112-98 | A.P. Gandy | Bob Williams |
| 1914 | 0-0 | 4-3-1 | 1-0 | ---- | ---- | 5-3-1 | .611 | 168-123 | W.A. Schilleter | Bob Williams |
| 1915 | 0-0-1 | 2-1-1 | 0-3 | ---- | ---- | 2-4-2 | .375 | 113-48 | W.K. McGill | Bob Williams |
| 1916 | 2-1 | 1-1 | 0-4 | ---- | ---- | 3-6 | .333 | 81-147 | S.S. Major | Wayne Hart |
| 1917 | 1-1 | 3-0 | 2-1 | ---- | ---- | 6-2 | .750 | 183-64 | F.L. Witsell | Edward Donahue |
| 1918 | 3-1 | 1-1 | 1-0 | ---- | ---- | 5-2 | .714 | 198-101 | Stumpy Banks | Edward Donahue |
| 1919 | 4-0 | 1-2-2 | 1-0 | ---- | ---- | 6-2-2 | .700 | 152-55 | Stumpy Banks | Edward Donahue |
| 1920 | 3-1-1 | 0-5 | 1-0 | ---- | ---- | 4-6-1 | .409 | 98-146 | Boo Armstrong | Edward Donahue |
| 1921 | 1-1 | 0-5-1 | 0-0-1 | 0-3 | 14th | 1-6-2 | .222 | 48-187 | J.H. Spearman | E.J. Stewart |
| 1922 | 3-1 | 2-2 | 0-1 | 1-2 | 11th | 5-4 | .556 | 170-109 | E.H. Emanuel | E.J. Stewart |
| 1923 | 3-0-1 | 2-2 | 0-0 | 1-1-1 | 12th | 5-2-1 | .688 | 91-65 | Butch Holohan | Bud Saunders |
| 1924 | 2-2 | 0-2 | 0-2 | 0-3 | T-18th | 2-6 | .250 | 80-96 | Charlie Robinson | Bud Saunders |
| 1925 | 0-3 | 1-4 | 0-0 | 0-4 | T-20th | 1-7 | .125 | 27-160 | G.I. Finklea | Bud Saunders |
| 1926 | 2-2 | 0-5 | 0-0 | 0-3 | 18th | 2-7 | .222 | 20-169 | B.C. Harvey | Bud Saunders (4), Bob Williams (5) |
| 1927 | 3-0-1 | 2-3 | 0-0 | 2-2 | 8th | 5-3-1 | .611 | 73-84 | Bud Eskew | Josh Cody |
| 1928 | 3-0 | 3-2 | 2-1 | 4-2 | T-7th | 8-3 | .727 | 192-77 | O.K. Pressley | Josh Cody |
| 1929 | 4-0 | 2-2 | 2-1 | 3-3 | 12th | 8-3 | .727 | 236-110 | O.D. Padgett | Josh Cody |
| 1930 | 3-0 | 2-1 | 3-1 | 3-2 | 12th | 8-2 | .800 | 239-82 | Johnnie Justus | Josh Cody |
| 1931 | 0-1-1 | 0-2-1 | 1-3 | 1-4 | 20th | 1-6-2 | .222 | 19-164 | A.D. Fordham | Jess Neely |
| 1932 | 2-1 | 1-4-1 | 0-0 | 0-4 | 20th | 3-5-1 | .389 | 89-111 | Bob Miller | Jess Neely |
| 1933 | 2-0-1 | 0-4-1 | 1-2 | 1-1 | 6th | 3-6-2 | .364 | 50-98 | John Heinemann | Jess Neely |
| 1934 | 2-0 | 2-4 | 1-0 | 2-1 | 5th | 5-4 | .556 | 89-85 | Henry Woodward | Jess Neely |
| 1935 | 2-0 | 3-3 | 1-0 | 2-1 | 4th | 6-3 | .667 | 147-99 | Henry Shore | Jess Neely |
| 1936 | 2-1 | 3-4 | 0-0 | 3-2 | 5th | 5-5 | .500 | 98-95 | Net Berry | Jess Neely |
| 1937 | 2-0 | 2-4-1 | 0-0 | 2-0-1 | 3rd | 4-4-1 | .500 | 128-64 | H.D. Lewis | Jess Neely |
| 1938 | 2-0 | 4-1 | 1-0-1 | 3-0-1 | 2nd | 7-1-1 | .833 | 145-56 | Charlie Woods | Jess Neely |
| 1939 | 2-0 | 5-1 | 2-0 | 4-0 | 2nd | 9-1 | .900 | 165-45 | Joe Payne | Jess Neely |
| 1940 | 2-0 | 3-2-1 | 1-0 | 4-0 | 1st | 6-2-1 | .722 | 182-73 | Red Sharpe | Frank Howard |
| 1941 | 2-0 | 3-2 | 2-0 | 5-1 | 3rd | 7-2 | .778 | 233-90 | Wade Padgett | Frank Howard |
| 1942 | 2-1 | 1-4 | 0-1-1 | 2-3-1 | 9th | 3-6-1 | .350 | 100-138 | Charlie Wright | Frank Howard |
| 1943 | 0-2 | 1-2 | 1-2 | 2-3 | T-7th | 2-6 | .250 | 94-185 | Ralph Jenkins | Frank Howard |
| 1944 | 2-0 | 1-5 | 1-0 | 3-1 | 3rd | 4-5 | .444 | 165-179 | Ralph Jenkins | Frank Howard |
| 1945 | 3-1 | 3-2-1 | 0-0 | 2-1-1 | 4th | 6-3-1 | .650 | 211-73 | Ralph Jenkins | Frank Howard |
| 1946 | 2-1 | 1-4 | 1-0 | 2-3 | 11th | 4-5 | .444 | 147-174 | Chip Clark | Frank Howard |
| 1947 | 2-1 | 2-4 | 0-0 | 1-3 | 12th | 4-5 | .444 | 206-146 | Cary Cox | Frank Howard |
| 1948 | 4-0 | 5-0 | 2-0 | 5-0 | 1st | 11-0 | 1.000 | 274-76 | Bob Martin, Phil Prince | Frank Howard |
| 1949 | 2-2-1 | 2-2 | 0-0-1 | 2-2 | 8th | 4-4-2 | .500 | 232-216 | Gene Moore | Frank Howard |
| 1950 | 4-0 | 5-0-1 | 0-0 | 3-0-1 | 2nd | 9-0-1 | .950 | 343-76 | Fred Cone | Frank Howard |
| 1951 | 4-0 | 3-2 | 0-1 | 3-1 | 4th | 7-3 | .700 | 196-97 | Bob Patton | Frank Howard |
| 1952 | 1-1 | 1-5-1 | 0-0 | ---- | * | 2-6-1 | .278 | 112-157 | George Rodgers | Frank Howard |
| 1953 | 2-2 | 1-3-1 | 0-0 | 1-2 | 6th | 3-5-1 | .389 | 139-172 | Dreher Gaskin, Nathan Gressette | Frank Howard |
| 1954 | 3-1 | 0-4 | 2-0 | 1-2 | 5th | 5-5 | .500 | 193-121 | Buck George, Scott Jackson, Mark Kane, Clyde White | Frank Howard |
| 1955 | 3-1 | 3-1 | 1-1 | 3-1 | 3rd | 7-3 | .700 | 206-144 | Don King | Frank Howard |
| 1956 | 4-0 | 3-1-2 | 0-1 | 4-0-1 | 1st | 7-2-2 | .727 | 167-101 | Charlie Bussey | Frank Howard |
| 1957 | 3-1 | 4-2 | 0-0 | 4-3 | T-3rd | 7-3 | .700 | 216-78 | John Grdijan, Leon Kaltenback | Frank Howard |
| 1958 | 5-0 | 3-2 | 0-1 | 5-1 | 1st | 8-3 | .727 | 169-138 | Bill Thomas | Frank Howard |
| 1959 | 3-1 | 5-1 | 1-0 | 6-1 | 1st | 9-2 | .818 | 285-103 | Paul Snyder, Harvey White | Frank Howard |
| 1960 | 5-0 | 1-4 | 0-0 | 4-2 | 4th | 6-4 | .600 | 197-124 | Dave Lynn, Lowndes Shingler | Frank Howard |
| 1961 | 3-2 | 2-3 | 0-0 | 3-3 | T-3rd | 5-5 | .500 | 199-126 | Ron Andreo, Calvin West | Frank Howard |
| 1962 | 2-3 | 4-1 | 0-0 | 5-1 | 2nd | 6-4 | .600 | 168-130 | Dave Hynes | Frank Howard |
| 1963 | 2-1-1 | 3-3 | 0-0 | 5-2 | T-3rd | 5-4-1 | .550 | 181-140 | Tracy Childers | Frank Howard |
| 1964 | 2-2 | 1-5 | 0-0 | 2-4 | 7th | 3-7 | .300 | 105-135 | John Boyett, Ted Bunton | Frank Howard |
| 1965 | 3-1 | 2-4 | 0-0 | 4-3 | T-1st | 5-5 | .500 | 117-137 | Bill Hecht, Floyd Rogers | Frank Howard |
| 1966 | 4-0 | 2-4 | 0-0 | 6-1 | 1st | 6-4 | .600 | 174-177 | Mike Facciolo | Frank Howard |
| 1967 | 3-2 | 3-2 | 0-0 | 6-0 | 1st | 6-4 | .600 | 166-128 | Jimmy Addison, Frank Liberatore | Frank Howard |
| 1968 | 2-2 | 2-3-1 | 0-0 | 4-1-1 | 2nd | 4-5-1 | .450 | 184-179 | Billy Ammons, Ronnie Ducworth | Frank Howard |
| 1969 | 2-2 | 2-4 | 0-0 | 3-3 | T-3rd | 4-6 | .400 | 178-250 | Ivan Southerland, Charlie Tolley | Frank Howard |
| 1970 | 2-4 | 1-4 | 0-0 | 2-4 | T-6th | 3-8 | .273 | 164-313 | B.B. Elvington, Jim Sursavage, Ray Yauger | Hootie Ingram |
| 1971 | 2-3 | 1-3 | 2-0 | 4-2 | 2nd | 5-6 | .455 | 155-202 | Larry Hefner, John McMakin | Hootie Ingram |
| 1972 | 3-2 | 1-5 | 0-0 | 2-4 | 5th | 4-7 | .364 | 143-245 | Wade Hughes, Buddy King, Frank Wirth | Hootie Ingram |
| 1973 | 3-3 | 2-3 | 0-0 | 4-2 | 3rd | 5-6 | .455 | 231-263 | Mike Buckner, Ken Pengitore | Red Parker |
| 1974 | 6-0 | 1-4 | 0-0 | 4-2 | T-2nd | 7-4 | .636 | 246-250 | Willie Anderson, Mark Fellers, Jim Ness, Ken Peeples | Red Parker |
| 1975 | 1-4 | 1-5 | 0-0 | 2-3 | 5th | 2-9 | .182 | 177-381 | Bennie Cunningham, Neal Jetton, Dennis Smith, Jimmy Williamson | Red Parker |
| 1976 | 2-2-1 | 1-4-1 | 0-0 | 0-4-1 | 7th | 3-6-2 | .364 | 172-237 | Malcolm Marler, Mike O'Cain, Randy Scott, Joey Walters | Red Parker |
| 1977 | 3-2 | 5-0-1 | 0-1 | 4-1-1 | 2nd | 8-3-1 | .708 | 228-163 | Steve Fuller, Steve Godfrey, Randy Scott | Charley Pell |
| 1978 | 6-0 | 4-1 | 1-0 | 6-0 | 1st | 11-1 | .917 | 368-131 | Steve Fuller, Randy Scott | Charley Pell (11), Danny Ford (1) |
| 1979 | 4-2 | 4-1 | 0-1 | 4-2 | T-2nd | 8-4 | .667 | 205-116 | Bubba Brown, Billy Lott | Danny Ford |
| 1980 | 4-2 | 2-3 | 0-0 | 2-4 | T-4th | 6-5 | .545 | 217-222 | Lee Nanney, Willie Underwood | Danny Ford |
| 1981 ^{NC} | 6-0 | 5-0 | 1-0 | 6-0 | 1st | 12-0 | 1.000 | 338-105 | Jeff Davis, Lee Nanney, Perry Tuttle | Danny Ford |
| 1982 | 5-0-1 | 3-1 | 1-0 | 6-0 | 1st | 9-1-1 | .864 | 289-147 | Homer Jordan, Terry Kinard | Danny Ford |
| 1983 | 6-0-1 | 3-1 | 0-0 | ---- | * | 9-1-1 | .864 | 338-200 | James Farr, James Robinson | Danny Ford |

YEAR-BY-YEAR TEAM RECORDS

#CFBPLAYOFF



THE 2016 TIGERS WON CLEMSON'S SECOND NATIONAL CHAMPIONSHIP.

| Year | Home | Away | Neutral | Conf. | Finish | Overall | Win % | Scoring | Captain(s) | Head Coach(es) |
|--------------------|-------------------|-------------------|----------------|-------------------|--------------|-------------------|-------------|----------------------|--|------------------------------------|
| 1984 | 5-1 | 2-3 | 0-0 | ----- | * | 7-4 | .636 | 346-215 | Mike Eppley, William Perry | Danny Ford |
| 1985 | 3-3 | 3-2 | 0-1 | 4-3 | T-3rd | 6-6 | .500 | 244-222 | Steve Berlin, Steve Reese | Danny Ford |
| 1986 | 3-1-1 | 4-1-1 | 1-0 | 5-1-1 | 1st | 8-2-2 | .750 | 296-187 | Terrence Flagler, Terence Mack | Danny Ford |
| 1987 | 7-1 | 2-1 | 1-0 | 6-1 | 1st | 10-2 | .833 | 333-176 | Michael Dean Perry, John Phillips | Danny Ford |
| 1988 | 5-1 | 4-1 | 1-0 | 6-1 | 1st | 10-2 | .833 | 342-157 | Rodney Williams, Donnell Woolford | Danny Ford |
| 1989 | 5-1 | 4-1 | 1-0 | 5-2 | 3rd | 10-2 | .833 | 368-138 | Wesley McFadden, Otis Moore | Danny Ford |
| 1990 | 6-0 | 3-2 | 1-0 | 5-2 | T-2nd | 10-2 | .833 | 333-109 | Stacy Fields, Vance Hammond | Ken Hatfield |
| 1991 | 6-0-1 | 2-1 | 1-1 | 6-0-1 | 1st | 9-2-1 | .792 | 317-185 | Rob Bodine, DeChane Cameron, Levon Kirkland | Ken Hatfield |
| 1992 | 4-2 | 1-4 | 0-0 | 3-5 | 7th | 5-6 | .455 | 261-213 | Robert O'Neal, Ashley Sheppard, Wayne Simmons | Ken Hatfield |
| 1993 | 6-1 | 2-2 | 1-0 | 5-3 | 3rd | 9-3 | .750 | 198-192 | Richard Moncrief | Ken Hatfield (11), Tommy West (1) |
| 1994 | 4-2 | 1-4 | 0-0 | 4-4 | 6th | 5-6 | .455 | 164-188 | Tim Jones, Louis Solomon | Tommy West |
| 1995 | 3-3 | 5-0 | 0-1 | 6-2 | 3rd | 8-4 | .667 | 303-219 | Louis Solomon | Tommy West |
| 1996 | 5-1 | 2-3 | 0-1 | 6-2 | T-2nd | 7-5 | .583 | 245-241 | Dexter McCleon | Tommy West |
| 1997 | 3-3 | 4-1 | 0-1 | 4-4 | 5th | 7-5 | .583 | 292-219 | Raymond Priestler, Raymond White | Tommy West |
| 1998 | 3-4 | 0-4 | 0-0 | 1-7 | T-8th | 3-8 | .273 | 218-272 | Donald Broomfield, Holland Postell | Tommy West |
| 1999 | 3-2 | 3-3 | 0-1 | 5-3 | 2nd | 6-6 | .500 | 322-253 | Keith Adams, Ryan Romano, Brandon Streeter | Tommy Bowden |
| 2000 | 6-1 | 3-1 | 0-1 | 6-2 | 2nd | 9-3 | .750 | 416-253 | Chad Carson, Rod Gardner, Chad Speck | Tommy Bowden |
| 2001 | 3-3 | 3-2 | 1-0 | 4-4 | T-4th | 7-5 | .583 | 369-339 | Chad Carson, Woodrow Dantzler, Charles Hafley | Tommy Bowden |
| 2002 | 5-2 | 2-3 | 0-1 | 4-4 | 5th | 7-6 | .538 | 330-349 | Nick Eason, Bryant McNeal, Jackie Robinson | Tommy Bowden |
| 2003 | 6-1 | 2-3 | 1-0 | 5-3 | 3rd | 9-4 | .692 | 365-250 | Tony Elliott, DeJuan Polk, Gregory Walker | Tommy Bowden |
| 2004 | 5-1 | 1-4 | 0-0 | 4-4 | T-6th | 6-5 | .545 | 236-229 | Eric Coleman, Airese Currie, Leroy Hill | Tommy Bowden |
| 2005 | 4-2 | 3-2 | 1-0 | 4-4 | 3rd (Atl.) | 8-4 | .667 | 316-211 | Charles Bennett, Jamaal Fudge, Steven Jackson, Charlie Whitehurst | Tommy Bowden |
| 2006 | 5-2 | 2-2 | 1-1 | 5-3 | T-2nd (Atl.) | 8-5 | .615 | 425-210 | Gaines Adams, Chansi Stuckey, Anthony Waters | Tommy Bowden |
| 2007 | 5-2 | 4-1 | 0-1 | 5-3 | T-2nd (Atl.) | 9-4 | .692 | 430-243 | Michael Hamlin, Cullen Harper | Tommy Bowden |
| 2008 | 5-2 | 2-2 | 0-2 | 4-4 | T-3rd (Atl.) | 7-6 | .539 | 327-225 | James Davis, Tyler Grisham, Michael Hamlin, Cullen Harper, Jock McKissic | Tommy Bowden (6), Dabo Swinney (7) |
| 2009 | 6-1 | 2-3 | 1-1 | 6-2 | 1st (Atl.) | 9-5 | .643 | 436-286 | Thomas Austin, Chris Chancellor, Kavell Conner, Michael Palmer, Ricky Sapp, C.J. Spiller | Dabo Swinney |
| 2010 | 5-2 | 1-4 | 0-1 | 4-4 | T-4th (Atl.) | 6-7 | .462 | 312-244 | Marcus Gilchrist, Chris Hairston, Jarvis Jenkins, DeAndre McDaniel, Michael Wade | Dabo Swinney |
| 2011 | 7-0 | 2-3 | 1-1 | 6-2 | ^1st (Atl.) | 10-4 | .714 | 470-410 | Andre Branch, Chad Diehl, Marquan Jones, Coty Sensabaugh, Brandon Thompson, Landon Walker | Dabo Swinney |
| 2012 | 6-1 | 3-1 | 2-0 | 7-1 | T-1st (Atl.) | 11-2 | .846 | 533-323 | Xavier Brewer, Jaron Brown, Andre Ellington, Dalton Freeman, Rashard Hall, Jonathan Meeks | Dabo Swinney |
| 2013 | 6-1 | 4-1 | 1-0 | 7-1 | 2nd (Atl.) | 11-2 | .846 | 522-288 | Tajh Boyd, Quandon Christian, Darius Robinson, Tyler Shatley, Spencer Shuey, Brandon Thomas | Dabo Swinney |
| 2014 | 7-0 | 2-3 | 1-0 | 6-2 | 2nd (Atl.) | 10-3 | .769 | 401-217 | Stephone Anthony, Sam Cooper, Adam Humphries, Grady Jarrett | Dabo Swinney |
| 2015 | 7-0 | 5-0 | 2-1 | 8-0 | ^1st (Atl.) | 14-1 | .933 | 577-325 | Travis Blanks, B.J. Goodson, Eric Mac Lain, Charone Peake, D.J. Reader, Stanton Seckinger | Dabo Swinney |
| 2016 ^{NC} | 6-1 | 5-0 | 3-0 | 7-1 | ^1st (Atl.) | 14-1 | .933 | 588-270 | Ben Boulware, Jay Guillermo, Jadar Johnson, Jordan Leggett, Carlos Watkins, Deshaun Watson | Dabo Swinney |
| 2017 | 7-0 | 4-1 | 1-1 | 7-1 | ^1st (Atl.) | 12-2 | .857 | 460-166 | Ryan Carter, Tyrone Crowder, Taylor Hearn, Maverick Morris, Dorian O'Daniel, Christian Wilkins | Dabo Swinney |
| 2018 ^{NC} | 7-0 | 5-0 | 3-0 | 8-0 | ^1st (Atl.) | 15-0 | 1.000 | 664-197 | Adam Choice, Clelin Ferrell, Mitch Hyatt, Kendall Joseph, Hunter Renfrow, Christian Wilkins | Dabo Swinney |
| 2019 | 7-0 | 5-0 | 2-1 | 8-0 | ^1st (Atl.) | 14-1 | .933 | 659-203 | Tremayne Anchrum, Gage Cervenka, Tanner Muse, Diondre Overton, John Simpson, Isaiah Simmons, K'Von Wallace | Dabo Swinney |
| Totals | 392-126-15 | 288-278-23 | 78-56-7 | 379-200-14 | | 758-460-45 | .618 | 27,221-19,039 | | 25 Head Coaches |

* - ineligible for conference title; ^ - ACC Championship Game winner; ^{NC} - national champion; Note: Clemson's Southern Conference record was 66-56-6 (.539) and won two SoCon titles; Clemson's record against ACC regular-season opponents (including 18 games vs. South Carolina) is 298-143-6 (.673), including 18 outright titles and one co-championship.

YEAR-BY-YEAR CLEMSON STATS

| YEAR | GAMES | PLAYS | TOTAL YARDS | YARDS PER GAME | YARDS PER PLAY | CARRIES | RUSHING YARDS | YARDS PER GAME | YARDS PER CARRY | PASS ATTEMPTS | COMPLETIONS | PASSING YARDS | HAD INTERCEPTED | COMPLETION % | YARDS PER GAME | PUNTING AVERAGE | PUNT RETURNS | PUNT RETURN YARDS | KICKOFF RETURNS | KICKOFF RETURN YARDS | INTERCEPTIONS | INTERCEPTION YARDS | FIRST DOWNS | POINTS PER GAME | TURNOVERS |
|------|-------|-------|-------------|----------------|----------------|---------|---------------|----------------|-----------------|---------------|-------------|---------------|-----------------|--------------|----------------|-----------------|--------------|-------------------|-----------------|----------------------|---------------|--------------------|-------------|-----------------|-----------|
| 1938 | 9 | 461 | 2151 | 239.0 | 4.7 | 396 | 1638 | 182.0 | 4.1 | 65 | 32 | 513 | 4 | 49.2 | 57.0 | 38.0 | 41 | 584 | 15 | 321 | 9 | 111 | 94 | 16.2 | 10 |
| 1939 | 10 | 558 | 2820 | 282.0 | 5.1 | 480 | 2185 | 218.5 | 4.6 | 78 | 33 | 635 | 7 | 42.3 | 63.5 | 41.0 | 43 | 271 | 12 | 230 | 14 | 116 | 113 | 16.5 | 26 |
| 1940 | 9 | 552 | 2391 | 265.7 | 4.3 | 448 | 1794 | 199.3 | 4.0 | 104 | 33 | 597 | 6 | 31.7 | 66.3 | 37.0 | 43 | 372 | 11 | 155 | 19 | 209 | 108 | 20.2 | 8 |
| 1941 | 9 | 582 | 2977 | 330.8 | 5.1 | 439 | 2226 | 247.3 | 5.1 | 143 | 43 | 751 | 10 | 30.1 | 83.4 | 40.5 | 52 | 560 | 20 | 428 | 12 | 150 | 111 | 25.9 | 23 |
| 1942 | 10 | 535 | 1876 | 187.6 | 3.5 | 399 | 1277 | 127.7 | 3.2 | 106 | 43 | 599 | 15 | 41.0 | 59.9 | 37.3 | 43 | 296 | 17 | 307 | 12 | 149 | 95 | 10.0 | 29 |
| 1943 | 8 | 387 | 1456 | 182.0 | 3.8 | 306 | 1057 | 132.1 | 3.5 | 81 | 25 | 399 | 10 | 30.9 | 49.9 | 36.4 | 28 | 237 | 16 | 289 | 12 | 70 | 60 | 11.8 | 23 |
| 1944 | 9 | 482 | 2070 | 230.0 | 4.3 | 394 | 1696 | 188.4 | 4.3 | 88 | 21 | 374 | 16 | 23.9 | 41.6 | 38.6 | 36 | 256 | 33 | 648 | 14 | 102 | 105 | 18.3 | 26 |
| 1945 | 10 | 548 | 2600 | 260.0 | 4.7 | 453 | 2064 | 206.4 | 4.6 | 95 | 27 | 536 | 13 | 28.4 | 53.6 | 36.0 | 53 | 466 | 23 | 429 | 19 | 235 | 104 | 21.1 | 30 |
| 1946 | 9 | 442 | 2046 | 255.8 | 4.6 | 309 | 995 | 124.4 | 3.2 | 133 | 62 | 1051 | 15 | 46.6 | 131.4 | 36.2 | 22 | 137 | 57 | 488 | 12 | 121 | 90 | 15.6 | 24 |
| 1947 | 9 | 483 | 2673 | 297.0 | 5.5 | 330 | 1340 | 148.9 | 4.1 | 153 | 67 | 1333 | 19 | 43.8 | 148.1 | 41.2 | 28 | 224 | 22 | 419 | 7 | 120 | 95 | 22.9 | 35 |
| 1948 | 11 | 646 | 3456 | 315.1 | 5.3 | 503 | 2456 | 223.2 | 4.9 | 143 | 53 | 1000 | 15 | 37.1 | 90.9 | 42.7 | 37 | 634 | 16 | 341 | 21 | 234 | 140 | 24.9 | 39 |
| 1949 | 10 | 598 | 3124 | 312.4 | 5.2 | 418 | 2003 | 200.3 | 4.8 | 180 | 62 | 1121 | 13 | 34.4 | 112.1 | 40.3 | 20 | 252 | 38 | 557 | 14 | 145 | 141 | 23.2 | 22 |
| 1950 | 10 | 630 | 3881 | 388.1 | 6.2 | 504 | 2648 | 264.8 | 5.3 | 126 | 53 | 1233 | 8 | 42.0 | 137.0 | 36.7 | 24 | 307 | 21 | 305 | 17 | 169 | 139 | 32.9 | 19 |
| 1951 | 10 | 671 | 3319 | 331.9 | 4.9 | 487 | 2186 | 218.6 | 4.5 | 184 | 73 | 1133 | 15 | 40.0 | 113.3 | 32.9 | 36 | 302 | 22 | 392 | 25 | 361 | 164 | 19.6 | 27 |
| 1952 | 9 | 552 | 2179 | 242.1 | 3.9 | 420 | 1595 | 177.2 | 3.8 | 132 | 45 | 584 | 19 | 34.1 | 64.9 | 36.4 | 29 | 262 | 27 | 533 | 16 | 145 | 100 | 12.4 | 36 |
| 1953 | 9 | 568 | 2750 | 305.6 | 4.8 | 426 | 1792 | 199.1 | 4.2 | 142 | 60 | 958 | 15 | 42.2 | 106.4 | 36.4 | 12 | 125 | 32 | 473 | 14 | 150 | 127 | 15.6 | 39 |
| 1954 | 10 | 616 | 2916 | 291.6 | 4.7 | 506 | 2081 | 208.1 | 4.1 | 110 | 44 | 835 | 11 | 40.0 | 83.5 | 36.6 | 30 | 489 | 25 | 405 | 10 | 139 | 151 | 19.3 | 33 |
| 1955 | 10 | 600 | 3057 | 305.7 | 5.1 | 485 | 2200 | 220.0 | 4.5 | 115 | 44 | 857 | 13 | 38.3 | 85.7 | 31.1 | 16 | 202 | 25 | 516 | 13 | 154 | 156 | 20.6 | 23 |
| 1956 | 11 | 629 | 2512 | 251.2 | 4.0 | 548 | 2166 | 216.6 | 4.0 | 81 | 25 | 346 | 7 | 30.9 | 34.6 | 35.3 | 21 | 214 | 22 | 469 | 12 | 145 | 152 | 14.6 | 22 |
| 1957 | 10 | 646 | 3277 | 327.7 | 5.1 | 517 | 2232 | 223.2 | 4.3 | 130 | 57 | 1045 | 8 | 43.9 | 104.5 | 33.2 | 22 | 214 | 19 | 350 | 7 | 135 | 170 | 21.6 | 24 |
| 1958 | 11 | 744 | 3344 | 304.0 | 4.5 | 604 | 2426 | 220.5 | 4.0 | 140 | 69 | 918 | 9 | 49.3 | 83.5 | 32.0 | 40 | 450 | 29 | 570 | 8 | 61 | 178 | 15.4 | 23 |
| 1959 | 11 | 746 | 3300 | 300.0 | 4.4 | 581 | 2128 | 193.5 | 3.7 | 165 | 77 | 1168 | 10 | 46.7 | 106.2 | 34.5 | 47 | 531 | 28 | 668 | 20 | 349 | 184 | 25.9 | 24 |
| 1960 | 10 | 724 | 3060 | 306.0 | 4.2 | 535 | 1944 | 194.4 | 3.6 | 189 | 81 | 1116 | 10 | 42.9 | 111.6 | 36.2 | 34 | 374 | 27 | 467 | 11 | 161 | 176 | 19.7 | 23 |
| 1961 | 10 | 708 | 3075 | 307.5 | 4.3 | 499 | 1783 | 178.3 | 3.6 | 209 | 91 | 1292 | 14 | 43.5 | 129.2 | 38.8 | 36 | 572 | 29 | 584 | 8 | 119 | 172 | 19.9 | 25 |
| 1962 | 10 | 695 | 2897 | 289.7 | 4.2 | 545 | 2054 | 205.4 | 3.8 | 150 | 63 | 843 | 16 | 42.0 | 84.3 | 39.7 | 25 | 299 | 29 | 658 | 13 | 118 | 170 | 16.8 | 33 |
| 1963 | 10 | 741 | 3139 | 313.9 | 4.2 | 565 | 1959 | 195.9 | 3.5 | 176 | 72 | 1180 | 16 | 40.9 | 118.0 | 30.1 | 38 | 407 | 32 | 652 | 8 | 58 | 166 | 18.1 | 42 |
| 1964 | 10 | 644 | 2245 | 224.5 | 3.5 | 493 | 1696 | 168.6 | 3.4 | 151 | 44 | 559 | 16 | 29.1 | 55.9 | 36.5 | 32 | 261 | 28 | 570 | 19 | 145 | 128 | 10.5 | 32 |
| 1965 | 10 | 680 | 2789 | 278.9 | 4.1 | 472 | 1569 | 156.9 | 3.3 | 208 | 91 | 1220 | 15 | 43.8 | 122.0 | 39.1 | 28 | 229 | 29 | 612 | 10 | 51 | 161 | 11.7 | 31 |
| 1966 | 10 | 614 | 3056 | 305.6 | 4.9 | 419 | 1520 | 152.0 | 3.6 | 195 | 105 | 1536 | 15 | 53.8 | 153.6 | 38.9 | 35 | 281 | 37 | 852 | 12 | 123 | 150 | 17.4 | 30 |
| 1967 | 10 | 711 | 3121 | 312.1 | 4.4 | 483 | 1887 | 188.7 | 3.9 | 228 | 105 | 1234 | 13 | 46.0 | 123.4 | 37.9 | 37 | 387 | 25 | 426 | 10 | 116 | 167 | 16.6 | 21 |
| 1968 | 10 | 722 | 3094 | 309.4 | 4.3 | 503 | 1803 | 180.3 | 3.6 | 219 | 98 | 1291 | 19 | 44.7 | 129.1 | 36.7 | 30 | 302 | 30 | 702 | 17 | 94 | 156 | 18.4 | 37 |
| 1969 | 10 | 711 | 3157 | 315.7 | 4.4 | 430 | 1402 | 140.2 | 3.3 | 281 | 133 | 1755 | 24 | 47.5 | 175.5 | 38.1 | 25 | 215 | 44 | 952 | 12 | 102 | 165 | 17.8 | 43 |
| 1970 | 11 | 760 | 2760 | 250.9 | 3.6 | 458 | 1201 | 109.2 | 2.6 | 302 | 145 | 1559 | 12 | 48.0 | 141.7 | 36.8 | 27 | 403 | 57 | 1187 | 14 | 344 | 159 | 14.9 | 19 |
| 1971 | 11 | 746 | 2845 | 258.6 | 3.8 | 554 | 1582 | 143.8 | 3.8 | 192 | 82 | 1263 | 14 | 42.7 | 114.8 | 36.7 | 24 | 254 | 32 | 656 | 19 | 176 | 158 | 14.1 | 30 |
| 1972 | 11 | 742 | 2928 | 266.2 | 3.9 | 590 | 2058 | 187.1 | 3.5 | 152 | 64 | 870 | 9 | 42.1 | 79.1 | 38.4 | 32 | 194 | 41 | 763 | 15 | 74 | 160 | 13.0 | 26 |
| 1973 | 11 | 796 | 4009 | 364.5 | 5.0 | 591 | 2497 | 227.0 | 4.1 | 205 | 90 | 1512 | 10 | 43.9 | 137.5 | 41.8 | 31 | 227 | 43 | 831 | 19 | 213 | 204 | 21.0 | 31 |
| 1974 | 11 | 749 | 3659 | 332.6 | 4.9 | 611 | 2543 | 231.2 | 4.2 | 138 | 62 | 1116 | 8 | 44.9 | 101.5 | 39.5 | 27 | 285 | 37 | 744 | 13 | 132 | 196 | 22.4 | 29 |
| 1975 | 11 | 746 | 3722 | 338.4 | 5.0 | 538 | 1924 | 174.9 | 3.6 | 208 | 111 | 1798 | 9 | 53.3 | 163.5 | 34.8 | 22 | 145 | 49 | 876 | 6 | 59 | 195 | 16.1 | 35 |
| 1976 | 11 | 750 | 3707 | 337.0 | 4.9 | 573 | 2463 | 223.8 | 4.3 | 177 | 87 | 1245 | 10 | 49.2 | 113.2 | 38.2 | 16 | 88 | 34 | 547 | 9 | 24 | 206 | 15.6 | 34 |
| 1977 | 12 | 852 | 4075 | 339.6 | 4.8 | 639 | 2369 | 197.4 | 3.7 | 213 | 111 | 1706 | 8 | 52.1 | 142.2 | 38.4 | 37 | 335 | 32 | 648 | 8 | 234 | 216 | 19.0 | 30 |
| 1978 | 12 | 946 | 5134 | 427.8 | 5.4 | 741 | 3469 | 289.1 | 4.7 | 205 | 111 | 1665 | 5 | 54.1 | 138.8 | 39.4 | 23 | 288 | 25 | 486 | 24 | 327 | 273 | 30.7 | 21 |



STEVE FULLER DIRECTED THE CLEMSON OFFENSE TO 30.7 POINTS PER GAME IN THE 1978 SEASON.

YEAR-BY-YEAR CLEMSON STATS


| YEAR | GAMES | PLAYS | TOTAL YARDS | YARDS PER GAME | YARDS PER PLAY | CARRIES | RUSHING YARDS | YARDS PER GAME | YARDS PER CARRY | PASS ATTEMPTS | COMPLETIONS | PASSING YARDS | HAD INTERCEPTED | COMPLETION % | YARDS PER GAME | PUNTING AVERAGE | PUNT RETURNS | PUNT RETURN YARDS | KICKOFF RETURNS | KICKOFF RETURN YARDS | INTERCEPTIONS | INTERCEPTION YARDS | FIRST DOWNS | POINTS PER GAME | TURNOVERS |
|------|-------|-------|-------------|----------------|----------------|---------|---------------|----------------|-----------------|---------------|-------------|---------------|-----------------|--------------|----------------|-----------------|--------------|-------------------|-----------------|----------------------|---------------|--------------------|-------------|-----------------|-----------|
| 1979 | 12 | 911 | 3901 | 325.1 | 4.3 | 725 | 2689 | 224.1 | 3.7 | 186 | 93 | 1212 | 10 | 50.0 | 101.0 | 43.0 | 29 | 193 | 24 | 363 | 16 | 216 | 228 | 17.1 | 21 |
| 1980 | 11 | 813 | 3675 | 334.1 | 4.5 | 590 | 1993 | 181.2 | 3.4 | 223 | 109 | 1682 | 13 | 48.8 | 152.8 | 37.7 | 28 | 175 | 32 | 502 | 12 | 175 | 203 | 19.7 | 36 |
| 1981 | 12 | 910 | 4698 | 391.5 | 5.2 | 705 | 2977 | 248.1 | 4.2 | 205 | 112 | 1721 | 10 | 54.6 | 143.4 | 42.1 | 37 | 333 | 20 | 409 | 23 | 190 | 254 | 28.2 | 24 |
| 1982 | 11 | 796 | 3869 | 354.2 | 4.9 | 618 | 2604 | 236.7 | 4.2 | 178 | 98 | 1265 | 12 | 55.1 | 115.0 | 39.9 | 24 | 160 | 17 | 312 | 21 | 261 | 210 | 26.3 | 24 |
| 1983 | 11 | 778 | 4219 | 383.5 | 5.4 | 588 | 2752 | 250.2 | 4.7 | 190 | 104 | 1467 | 11 | 54.7 | 133.4 | 43.3 | 17 | 83 | 34 | 648 | 20 | 208 | 219 | 30.7 | 24 |
| 1984 | 11 | 768 | 4184 | 380.4 | 4.5 | 521 | 2326 | 211.5 | 4.5 | 247 | 137 | 1858 | 12 | 55.5 | 168.9 | 44.0 | 32 | 206 | 27 | 522 | 16 | 114 | 221 | 31.5 | 27 |
| 1985 | 12 | 860 | 4283 | 356.9 | 5.0 | 603 | 2688 | 224.0 | 4.5 | 257 | 125 | 1595 | 10 | 48.6 | 132.9 | 39.9 | 19 | 100 | 43 | 915 | 11 | 86 | 235 | 20.3 | 33 |
| 1986 | 12 | 917 | 4570 | 380.8 | 5.0 | 705 | 3245 | 270.4 | 4.6 | 212 | 104 | 1325 | 11 | 49.1 | 110.4 | 38.5 | 36 | 313 | 39 | 977 | 16 | 180 | 242 | 24.7 | 24 |
| 1987 | 12 | 887 | 4542 | 378.5 | 5.1 | 661 | 2972 | 247.7 | 4.5 | 226 | 109 | 1570 | 12 | 48.2 | 130.8 | 38.3 | 53 | 720 | 34 | 724 | 19 | 147 | 235 | 27.8 | 29 |
| 1988 | 12 | 874 | 4615 | 384.6 | 5.3 | 673 | 3241 | 270.1 | 4.8 | 201 | 85 | 1374 | 4 | 42.3 | 114.5 | 41.1 | 41 | 269 | 27 | 538 | 15 | 171 | 241 | 28.5 | 13 |
| 1989 | 12 | 873 | 4561 | 380.1 | 5.2 | 678 | 2841 | 234.9 | 4.2 | 195 | 117 | 1720 | 6 | 60.0 | 139.8 | 42.7 | 36 | 354 | 26 | 581 | 21 | 318 | 253 | 30.7 | 15 |
| 1990 | 12 | 882 | 4265 | 355.4 | 4.8 | 667 | 2956 | 246.3 | 4.4 | 215 | 107 | 1309 | 5 | 49.7 | 109.1 | 43.7 | 52 | 422 | 29 | 627 | 16 | 181 | 225 | 27.7 | 17 |
| 1991 | 12 | 918 | 4836 | 403.0 | 5.3 | 658 | 3019 | 251.6 | 4.6 | 260 | 140 | 1817 | 11 | 53.8 | 151.4 | 35.6 | 49 | 555 | 31 | 623 | 9 | 39 | 253 | 26.4 | 29 |
| 1992 | 11 | 824 | 4054 | 368.5 | 4.9 | 580 | 2828 | 257.1 | 4.9 | 224 | 103 | 1226 | 5 | 42.2 | 111.5 | 40.0 | 37 | 268 | 35 | 650 | 14 | 258 | 205 | 23.7 | 18 |
| 1993 | 12 | 804 | 3728 | 310.7 | 4.6 | 602 | 2131 | 177.6 | 3.5 | 202 | 100 | 1597 | 10 | 49.5 | 133.1 | 34.1 | 27 | 347 | 40 | 889 | 17 | 145 | 193 | 16.5 | 19 |
| 1994 | 11 | 769 | 2996 | 272.4 | 3.9 | 544 | 1913 | 173.9 | 3.5 | 225 | 106 | 1083 | 10 | 47.1 | 98.5 | 38.9 | 16 | 103 | 40 | 786 | 16 | 103 | 176 | 14.9 | 12 |
| 1995 | 12 | 860 | 4556 | 379.7 | 5.3 | 645 | 2945 | 245.4 | 4.6 | 215 | 122 | 1611 | 8 | 56.7 | 134.3 | 39.9 | 30 | 348 | 38 | 850 | 22 | 276 | 235 | 25.3 | 22 |
| 1996 | 12 | 787 | 4016 | 334.7 | 5.1 | 543 | 2383 | 198.6 | 4.4 | 244 | 126 | 1633 | 9 | 51.6 | 136.1 | 39.0 | 23 | 132 | 36 | 740 | 7 | 135 | 201 | 20.4 | 17 |
| 1997 | 12 | 817 | 4131 | 344.3 | 5.1 | 506 | 1832 | 152.7 | 3.6 | 311 | 188 | 2299 | 11 | 60.5 | 191.6 | 41.5 | 35 | 381 | 39 | 932 | 9 | 172 | 220 | 24.3 | 21 |
| 1998 | 11 | 712 | 3354 | 304.9 | 4.7 | 413 | 1324 | 120.4 | 3.2 | 299 | 158 | 2030 | 14 | 52.8 | 184.5 | 41.2 | 32 | 298 | 39 | 745 | 7 | 216 | 166 | 19.8 | 29 |
| 1999 | 12 | 920 | 4831 | 402.6 | 5.3 | 497 | 1812 | 151.0 | 3.6 | 423 | 252 | 3019 | 15 | 59.6 | 251.6 | 39.9 | 22 | 153 | 35 | 689 | 19 | 205 | 262 | 26.8 | 23 |
| 2000 | 12 | 931 | 5242 | 436.8 | 5.6 | 591 | 2688 | 224.0 | 4.5 | 340 | 180 | 2554 | 11 | 52.9 | 212.8 | 35.8 | 35 | 524 | 31 | 625 | 15 | 296 | 273 | 34.7 | 20 |
| 2001 | 12 | 913 | 5184 | 432.0 | 5.7 | 518 | 2300 | 191.7 | 4.4 | 395 | 226 | 2884 | 15 | 57.2 | 240.3 | 37.3 | 28 | 277 | 46 | 1118 | 13 | 76 | 282 | 30.8 | 24 |
| 2002 | 13 | 920 | 4726 | 363.5 | 5.1 | 458 | 1569 | 120.7 | 3.4 | 462 | 268 | 3157 | 13 | 58.0 | 242.8 | 36.0 | 42 | 437 | 52 | 1264 | 21 | 146 | 259 | 25.4 | 28 |
| 2003 | 13 | 954 | 5467 | 420.5 | 5.7 | 464 | 1780 | 136.9 | 3.8 | 490 | 300 | 3687 | 13 | 61.2 | 283.6 | 38.3 | 38 | 289 | 29 | 803 | 14 | 113 | 303 | 28.1 | 19 |
| 2004 | 11 | 736 | 3252 | 295.6 | 4.4 | 381 | 1183 | 107.5 | 3.1 | 355 | 178 | 2069 | 17 | 50.1 | 188.1 | 39.4 | 33 | 388 | 34 | 920 | 11 | 139 | 184 | 21.5 | 24 |
| 2005 | 12 | 827 | 4615 | 384.6 | 5.6 | 450 | 1836 | 153.0 | 4.1 | 377 | 248 | 2779 | 10 | 65.8 | 231.6 | 33.5 | 30 | 207 | 30 | 658 | 14 | 168 | 249 | 26.3 | 15 |
| 2006 | 13 | 822 | 5342 | 410.9 | 6.5 | 495 | 2832 | 217.8 | 5.7 | 327 | 198 | 2510 | 11 | 60.6 | 193.1 | 41.3 | 27 | 204 | 26 | 660 | 14 | 276 | 248 | 32.7 | 28 |
| 2007 | 13 | 963 | 5242 | 403.2 | 5.4 | 508 | 2095 | 161.2 | 4.1 | 455 | 295 | 3147 | 6 | 64.8 | 242.1 | 41.3 | 33 | 309 | 44 | 1052 | 16 | 81 | 293 | 33.1 | 12 |
| 2008 | 13 | 831 | 4282 | 329.4 | 5.2 | 431 | 1450 | 111.5 | 3.4 | 400 | 248 | 2832 | 16 | 62.0 | 217.8 | 39.0 | 35 | 298 | 41 | 919 | 19 | 368 | 236 | 25.2 | 29 |
| 2009 | 14 | 886 | 5073 | 362.4 | 5.7 | 496 | 2385 | 170.4 | 4.8 | 390 | 220 | 2688 | 13 | 56.4 | 192.0 | 38.7 | 26 | 374 | 46 | 1084 | 21 | 342 | 246 | 31.1 | 24 |
| 2010 | 13 | 866 | 4350 | 334.6 | 5.0 | 457 | 1807 | 139.0 | 4.0 | 409 | 230 | 2543 | 14 | 56.2 | 195.6 | 42.5 | 30 | 331 | 45 | 1027 | 15 | 189 | 234 | 24.0 | 23 |
| 2011 | 14 | 1055 | 6171 | 440.8 | 5.8 | 530 | 2219 | 158.5 | 4.2 | 525 | 311 | 3952 | 12 | 59.2 | 282.3 | 41.5 | 13 | 90 | 63 | 1405 | 14 | 270 | 315 | 33.6 | 24 |
| 2012 | 13 | 1062 | 6665 | 512.7 | 6.3 | 588 | 2484 | 191.1 | 4.2 | 474 | 318 | 4181 | 14 | 67.1 | 321.6 | 39.2 | 23 | 99 | 35 | 717 | 13 | 136 | 341 | 41.0 | 21 |
| 2013 | 13 | 1037 | 6600 | 507.7 | 6.4 | 544 | 2270 | 174.6 | 4.2 | 493 | 341 | 4330 | 12 | 69.2 | 333.1 | 39.5 | 29 | 242 | 29 | 545 | 18 | 264 | 327 | 40.2 | 24 |
| 2014 | 13 | 990 | 5308 | 408.3 | 5.4 | 539 | 1904 | 146.5 | 3.5 | 451 | 292 | 3404 | 12 | 64.7 | 261.8 | 42.4 | 35 | 199 | 29 | 544 | 12 | 213 | 267 | 30.8 | 18 |
| 2015 | 15 | 1207 | 7718 | 514.5 | 6.4 | 679 | 3345 | 223.0 | 4.9 | 528 | 356 | 4373 | 15 | 67.4 | 291.5 | 39.1 | 27 | 63 | 40 | 865 | 16 | 137 | 393 | 38.5 | 27 |
| 2016 | 15 | 1221 | 7552 | 503.5 | 6.2 | 592 | 2543 | 169.5 | 4.3 | 629 | 422 | 5009 | 17 | 67.1 | 333.9 | 38.2 | 35 | 278 | 34 | 723 | 20 | 309 | 403 | 39.2 | 28 |
| 2017 | 14 | 1048 | 6014 | 429.6 | 5.7 | 578 | 2717 | 194.1 | 4.7 | 470 | 309 | 3297 | 9 | 65.7 | 235.5 | 40.6 | 29 | 322 | 28 | 538 | 14 | 214 | 309 | 33.3 | 16 |
| 2018 | 15 | 1076 | 7908 | 527.2 | 7.3 | 568 | 3723 | 248.2 | 6.6 | 508 | 328 | 4185 | 8 | 64.6 | 279.0 | 39.9 | 42 | 300 | 20 | 454 | 12 | 328 | 358 | 44.3 | 17 |
| 2019 | 15 | 1075 | 7931 | 528.7 | 7.4 | 566 | 3606 | 240.4 | 6.4 | 509 | 326 | 4325 | 10 | 64.0 | 288.3 | 42.0 | 33 | 185 | 23 | 513 | 19 | 254 | 393 | 43.9 | 15 |



THE TIGER SENIORS LED CLEMSON TO 44.3 POINTS PER GAME IN 2018.

YEAR-BY-YEAR OPPONENT STATS

| YEAR | GAMES | PLAYS | TOTAL YARDS | YARDS PER GAME | YARDS PER PLAY | CARRIES | RUSHING YARDS | YARDS PER GAME | YARDS PER CARRY | PASS ATTEMPTS | COMPLETIONS | PASSING YARDS | HAD INTERCEPTED | COMPLETION % | YARDS PER GAME | PUNTING AVERAGE | PUNT RETURNS | PUNT RETURN YARDS | KICKOFF RETURNS | KICKOFF RETURN YARDS | INTERCEPTIONS | INTERCEPTION YARDS | FIRST DOWNS | POINTS PER GAME | TURNOVERS |
|------|-------|-------|-------------|----------------|----------------|---------|---------------|----------------|-----------------|---------------|-------------|---------------|-----------------|--------------|----------------|-----------------|--------------|-------------------|-----------------|----------------------|---------------|--------------------|-------------|-----------------|-----------|
| 1938 | 9 | 491 | 1742 | 193.6 | 3.5 | 386 | 1211 | 134.6 | 3.1 | 105 | 39 | 531 | 9 | 37.1 | 33.0 | | | | | | 4 | 84 | 6.2 | 17 | |
| 1939 | 10 | 519 | 1575 | 157.5 | 3.0 | 410 | 1126 | 112.6 | 2.7 | 109 | 32 | 449 | 14 | 29.4 | 44.9 | | | | | | 7 | 80 | 4.5 | 26 | |
| 1940 | 9 | 468 | 1652 | 183.6 | 3.5 | 339 | 1094 | 121.6 | 3.2 | 129 | 46 | 558 | 19 | 35.7 | 62.0 | | | | | | 6 | 92 | 8.3 | 27 | |
| 1941 | 9 | 487 | 1886 | 209.6 | 3.9 | 334 | 904 | 100.4 | 2.7 | 153 | 74 | 982 | 12 | 48.4 | 109.1 | | | | | | 10 | 83 | 10.1 | 26 | |
| 1942 | 10 | 597 | 2349 | 234.9 | 3.9 | 467 | 1625 | 162.5 | 3.5 | 130 | 49 | 724 | 12 | 38.0 | 72.4 | | | | | | 15 | 101 | 13.8 | 25 | |
| 1943 | 8 | 462 | 2418 | 302.3 | 5.2 | 349 | 1582 | 197.8 | 4.5 | 113 | 54 | 836 | 12 | 47.8 | 104.5 | | | | | | 10 | 98 | 23.1 | 32 | |
| 1944 | 9 | 519 | 2436 | 270.7 | 4.7 | 410 | 1797 | 199.7 | 4.4 | 109 | 40 | 639 | 14 | 36.7 | 71.0 | | | | | | 16 | 105 | 19.9 | 28 | |
| 1945 | 10 | 533 | 1932 | 193.2 | 3.6 | 364 | 1105 | 110.5 | 3.0 | 169 | 60 | 827 | 19 | 35.5 | 82.7 | | | | | | 13 | 91 | 7.3 | 34 | |
| 1946 | 9 | 489 | 2127 | 265.9 | 4.3 | 336 | 1164 | 145.5 | 3.5 | 153 | 62 | 963 | 1 | 40.5 | 120.4 | | | | | | 15 | 98 | 19.3 | 29 | |
| 1947 | 9 | 544 | 2189 | 243.7 | 4.0 | 404 | 1223 | 135.9 | 3.0 | 140 | | 966 | 7 | | 107.3 | | | | | | 19 | 104 | 16.2 | 23 | |
| 1948 | 11 | | 1949 | 177.2 | | | 1116 | 101.5 | | 161 | 61 | 833 | 21 | 37.9 | 75.7 | | | | | | 15 | 99 | 6.9 | 31 | |
| 1949 | 10 | 621 | 3169 | 316.9 | 5.1 | 460 | 2168 | 216.8 | 4.7 | 161 | 76 | 1001 | 14 | 47.2 | 100.1 | | | | | | 13 | 147 | 21.6 | 33 | |
| 1950 | 10 | 570 | 2255 | 225.5 | 4.0 | 354 | 1365 | 136.5 | 3.9 | 216 | 83 | 890 | 17 | 38.4 | 89.0 | 38.3 | 14 | 153 | | | 8 | 79 | 9.7 | 35 | |
| 1951 | 10 | 618 | 2259 | 225.9 | 3.7 | 442 | 1383 | 138.3 | 3.1 | 176 | 61 | 876 | 13 | 34.7 | 87.6 | 39.2 | 32 | 429 | | | 29 | 103 | 9.7 | 28 | |
| 1952 | 9 | 620 | 2317 | 257.4 | 3.7 | 459 | 1436 | 159.6 | 3.1 | 161 | 62 | 881 | 16 | 38.5 | 97.9 | 37.2 | 35 | 269 | 28 | 412 | 19 | 193 | 11.3 | 17.4 | 32 |
| 1953 | 9 | 518 | 2461 | 273.4 | 4.8 | 367 | 1478 | 164.2 | 4.0 | 151 | 54 | 983 | 14 | 35.7 | 109.2 | 31.0 | 15 | 401 | 28 | 767 | 15 | 230 | 11.6 | 19.1 | 27 |
| 1954 | 10 | 528 | 1761 | 176.1 | 3.3 | 388 | 969 | 96.9 | 2.5 | 140 | 66 | 792 | 10 | 47.1 | 79.2 | 35.5 | 19 | 161 | 41 | 748 | 11 | 218 | 9.6 | 12.1 | 23 |
| 1955 | 10 | 561 | 2478 | 247.8 | 4.4 | 427 | 1624 | 162.4 | 3.8 | 134 | 49 | 854 | 13 | 37.0 | 85.4 | 34.3 | 8 | 142 | 33 | 709 | 13 | 85 | 13.8 | 14.4 | 28 |
| 1956 | 11 | 635 | 2448 | 244.8 | 3.9 | 511 | 1922 | 192.2 | 3.8 | 124 | 48 | 526 | 12 | 38.8 | 52.6 | 33.6 | 19 | 122 | 27 | 506 | 7 | 44 | 13.3 | 7.4 | 30 |
| 1957 | 10 | 592 | 2159 | 215.9 | 3.6 | 463 | 1562 | 156.2 | 3.4 | 129 | 49 | 597 | 7 | 37.9 | 59.7 | 33.3 | 6 | 63 | 40 | 808 | 8 | 62 | 11.1 | 7.8 | 15 |
| 1958 | 11 | 646 | 2673 | 243.0 | 4.1 | 454 | 1517 | 137.9 | 3.3 | 192 | 88 | 1156 | 8 | 45.9 | 105.1 | 37.5 | 22 | 179 | 29 | 604 | 9 | 48 | 14.8 | 12.5 | 23 |
| 1959 | 11 | 603 | 2130 | 193.6 | 3.5 | 430 | 1174 | 106.7 | 2.7 | 189 | 80 | 956 | 8 | 42.3 | 86.9 | 36.3 | 24 | 151 | | | 20 | 114 | 8.5 | 26 | |
| 1960 | 10 | 573 | 2143 | 214.3 | 3.7 | 389 | 1143 | 114.3 | 2.9 | 184 | 94 | 1000 | 11 | 51.0 | 100.0 | 34.1 | 19 | 165 | 37 | 766 | 10 | 116 | 12.4 | 17 | |
| 1961 | 10 | 567 | 2340 | 234.0 | 4.1 | 399 | 1275 | 127.5 | 3.2 | 198 | 88 | 1265 | 8 | 44.4 | 126.5 | 37.8 | 27 | 265 | 38 | 725 | 14 | 151 | 11.4 | 12.6 | 17 |
| 1962 | 10 | 577 | 2403 | 240.3 | 4.2 | 395 | 1213 | 121.3 | 3.0 | 182 | 91 | 1198 | 13 | 50.0 | 119.0 | 37.3 | 27 | 296 | 36 | 776 | 16 | 266 | 12.7 | 13.0 | 22 |
| 1963 | 10 | 544 | 1847 | 184.7 | 3.4 | 344 | 931 | 93.1 | 2.7 | 200 | 79 | 916 | 8 | 39.5 | 91.6 | 36.5 | 18 | 183 | 37 | 834 | 16 | 219 | 10.4 | 14.0 | 25 |
| 1964 | 10 | 641 | 2710 | 271.0 | 4.2 | 439 | 1605 | 160.5 | 3.4 | 202 | 87 | 1105 | 19 | 43.1 | 110.5 | 32.3 | 30 | 317 | 28 | 531 | 16 | 229 | 14.1 | 13.5 | 34 |
| 1965 | 10 | 622 | 2515 | 251.5 | 4.0 | 448 | 1514 | 151.4 | 3.4 | 174 | 79 | 1001 | 10 | 45.4 | 100.1 | 37.8 | 29 | 339 | 15 | 439 | 15 | 154 | 14.1 | 13.7 | 29 |
| 1966 | 10 | 681 | 3164 | 316.4 | 4.6 | 444 | 1753 | 175.3 | 3.9 | 237 | 117 | 1411 | 12 | 49.4 | 141.1 | 39.6 | 27 | 229 | 33 | 694 | 15 | 158 | 16.9 | 17.7 | 21 |
| 1967 | 10 | 661 | 2577 | 257.7 | 3.9 | 455 | 1396 | 139.6 | 3.1 | 206 | 92 | 1181 | 9 | 44.7 | 118.1 | 35.8 | 36 | 389 | 34 | 748 | 13 | 102 | 13.7 | 12.8 | 21 |
| 1968 | 10 | 748 | 3386 | 338.6 | 4.5 | 483 | 1319 | 131.9 | 2.8 | 285 | 143 | 2067 | 17 | 50.2 | 206.7 | 37.3 | 28 | 331 | 39 | 811 | 19 | 183 | 17.4 | 17.9 | 34 |
| 1969 | 10 | 784 | 3579 | 357.9 | 4.6 | 542 | 1933 | 193.3 | 3.6 | 252 | 117 | 1646 | 12 | 46.0 | 164.6 | 37.8 | 28 | 206 | 27 | 591 | 24 | 213 | 19.0 | 25.0 | 25 |
| 1970 | 11 | 838 | 4768 | 433.4 | 5.7 | 578 | 2781 | 252.8 | 4.9 | 260 | 148 | 1987 | 14 | 56.9 | 180.6 | 38.3 | 42 | 381 | 32 | 596 | 12 | 118 | 22.8 | 28.5 | 31 |
| 1971 | 11 | 766 | 3352 | 304.7 | 4.4 | 534 | 2078 | 188.9 | 3.9 | 232 | 108 | 1282 | 19 | 46.6 | 116.5 | 40.0 | 38 | 255 | 36 | 682 | 14 | 204 | 18.2 | 18.4 | 32 |
| 1972 | 11 | 773 | 3896 | 354.2 | 5.0 | 561 | 2433 | 221.2 | 4.3 | 212 | 104 | 1463 | 15 | 49.0 | 133.0 | 38.1 | 29 | 310 | 31 | 633 | 10 | 196 | 19.8 | 22.3 | 29 |
| 1973 | 11 | 814 | 4072 | 370.2 | 5.0 | 624 | 2850 | 259.1 | 4.6 | 190 | 93 | 1222 | 19 | 49.5 | 111.1 | 39.8 | 27 | 252 | 44 | 919 | 10 | 87 | 22.3 | 23.9 | 37 |
| 1974 | 11 | 789 | 3950 | 359.1 | 5.0 | 580 | 2586 | 235.1 | 4.5 | 209 | 102 | 1414 | 13 | 48.8 | 128.5 | 39.2 | 27 | 280 | 40 | 781 | 8 | 82 | 21.1 | 22.7 | 28 |
| 1975 | 11 | 785 | 4434 | 403.1 | 5.6 | 648 | 3416 | 310.5 | 5.3 | 137 | 75 | 1017 | 6 | 54.7 | 92.5 | 39.9 | 32 | 248 | 33 | 674 | 9 | 213 | 23.7 | 34.6 | 18 |
| 1976 | 11 | 809 | 4201 | 381.9 | 5.2 | 586 | 2586 | 235.1 | 4.4 | 223 | 115 | 1615 | 9 | 51.5 | 146.8 | 38.8 | 25 | 192 | 22 | 346 | 10 | 73 | 22.6 | 21.5 | 26 |
| 1977 | 12 | 845 | 3582 | 298.5 | 4.2 | 603 | 2054 | 171.2 | 3.4 | 242 | 101 | 1528 | 21 | 41.7 | 127.2 | 41.9 | 24 | 65 | 41 | 799 | 8 | 104 | 20.2 | 13.6 | 35 |
| 1978 | 12 | 775 | 3151 | 262.6 | 4.1 | 546 | 1843 | 153.6 | 3.4 | 229 | 112 | 1308 | 24 | 48.9 | 109.0 | 40.1 | 27 | 91 | 61 | 1128 | 5 | 55 | 18.1 | 10.9 | 38 |



THE 1969 TIGERS HELD OPPONENTS TO 4.6 YARDS PER PLAY.



YEAR-BY-YEAR OPPONENT STATS

| YEAR | GAMES | PLAYS | TOTAL YARDS | YARDS PER GAME | YARDS PER PLAY | CARRIES | RUSHING YARDS | YARDS PER GAME | YARDS PER CARRY | PASS ATTEMPTS | COMPLETIONS | PASSING YARDS | HAD INTERCEPTED | COMPLETION % | YARDS PER GAME | PUNTING AVERAGE | PUNT RETURNS | PUNT RETURN YARDS | KICKOFF RETURNS | KICKOFF RETURN YARDS | INTERCEPTIONS | INTERCEPTION YARDS | FIRST DOWNS | POINTS PER GAME | TURNOVERS |
|------|-------|-------|-------------|----------------|----------------|---------|---------------|----------------|-----------------|---------------|-------------|---------------|-----------------|--------------|----------------|-----------------|--------------|-------------------|-----------------|----------------------|---------------|--------------------|-------------|-----------------|-----------|
| 1979 | 12 | 759 | 2846 | 237.2 | 3.7 | 496 | 1354 | 112.8 | 2.7 | 263 | 119 | 1492 | 16 | 45.2 | 124.3 | 40.3 | 44 | 260 | 29 | 596 | 10 | 108 | 151 | 9.7 | 24 |
| 1980 | 11 | 760 | 3338 | 303.4 | 4.4 | 493 | 1652 | 150.2 | 3.4 | 267 | 148 | 1686 | 11 | 55.4 | 153.3 | 37.4 | 22 | 175 | 30 | 587 | 14 | 329 | 184 | 20.2 | 28 |
| 1981 | 12 | 810 | 3023 | 251.9 | 3.7 | 461 | 1169 | 97.4 | 2.5 | 349 | 164 | 1854 | 23 | 47.0 | 154.5 | 40.3 | 15 | 127 | 36 | 659 | 10 | 87 | 201 | 8.8 | 41 |
| 1982 | 11 | 776 | 3557 | 323.4 | 4.6 | 400 | 1068 | 97.1 | 2.7 | 376 | 209 | 2489 | 20 | 55.6 | 226.3 | 37.7 | 9 | 87 | 27 | 545 | 12 | 94 | 207 | 13.4 | 35 |
| 1983 | 11 | 804 | 4036 | 366.9 | 5.0 | 425 | 1588 | 144.4 | 3.7 | 379 | 214 | 2448 | 19 | 56.5 | 222.5 | 38.6 | 20 | 148 | 20 | 396 | 11 | 94 | 244 | 18.2 | 38 |
| 1984 | 11 | 809 | 3853 | 350.2 | 4.8 | 506 | 1921 | 174.6 | 3.8 | 303 | 146 | 1932 | 16 | 48.2 | 175.6 | 40.0 | 16 | 72 | 28 | 521 | 12 | 225 | 221 | 19.5 | 27 |
| 1985 | 12 | 887 | 4331 | 360.9 | 4.9 | 568 | 2167 | 180.6 | 3.8 | 319 | 180 | 2164 | 11 | 56.4 | 180.3 | 38.2 | 24 | 190 | 25 | 561 | 9 | 70 | 248 | 18.5 | 28 |
| 1986 | 12 | 816 | 3687 | 307.3 | 4.5 | 394 | 1253 | 104.4 | 3.2 | 422 | 204 | 2434 | 16 | 48.3 | 202.8 | 42.1 | 21 | 184 | 54 | 965 | 11 | 138 | 205 | 15.6 | 23 |
| 1987 | 12 | 755 | 2945 | 245.4 | 3.9 | 416 | 991 | 82.6 | 2.4 | 339 | 167 | 1954 | 19 | 49.3 | 162.8 | 40.6 | 21 | 207 | 64 | 1291 | 12 | 89 | 164 | 14.7 | 28 |
| 1988 | 12 | 788 | 3329 | 277.4 | 4.2 | 444 | 1394 | 116.2 | 3.1 | 344 | 171 | 1935 | 15 | 49.7 | 161.3 | 40.3 | 25 | 215 | 64 | 1237 | 4 | 2 | 208 | 13.1 | 34 |
| 1989 | 12 | 746 | 3184 | 265.3 | 4.2 | 367 | 1159 | 96.6 | 3.2 | 379 | 185 | 2025 | 21 | 48.8 | 168.6 | 36.6 | 16 | 171 | 58 | 1390 | 6 | 16 | 179 | 11.5 | 38 |
| 1990 | 12 | 747 | 2630 | 219.2 | 3.5 | 402 | 848 | 70.9 | 2.1 | 345 | 167 | 1782 | 16 | 48.4 | 194.5 | 37.5 | 34 | 323 | 51 | 1310 | 5 | 3 | 159 | 9.9 | 34 |
| 1991 | 12 | 793 | 3271 | 272.6 | 4.1 | 402 | 733 | 61.1 | 1.8 | 391 | 192 | 2538 | 9 | 49.1 | 211.5 | 38.7 | 23 | 210 | 53 | 1082 | 11 | 58 | 170 | 15.4 | 19 |
| 1992 | 11 | 754 | 3656 | 332.4 | 4.9 | 413 | 1321 | 120.1 | 3.2 | 341 | 183 | 2335 | 14 | 53.7 | 212.3 | 36.9 | 32 | 307 | 46 | 925 | 5 | 46 | 189 | 19.4 | 22 |
| 1993 | 12 | 815 | 4053 | 337.8 | 4.9 | 437 | 1550 | 129.2 | 3.5 | 378 | 203 | 2503 | 17 | 53.7 | 200.6 | 41.6 | 21 | 144 | 34 | 736 | 10 | 72 | 218 | 16.0 | 30 |
| 1994 | 11 | 735 | 3638 | 330.7 | 5.0 | 379 | 1248 | 113.5 | 3.3 | 356 | 210 | 2390 | 16 | 59.0 | 217.3 | 37.2 | 37 | 334 | 34 | 893 | 10 | 120 | 194 | 17.1 | 29 |
| 1995 | 12 | 814 | 4064 | 338.7 | 5.0 | 415 | 1500 | 125.0 | 3.6 | 399 | 203 | 2564 | 22 | 50.9 | 213.7 | 38.1 | 27 | 237 | 45 | 789 | 8 | 17 | 211 | 18.3 | 29 |
| 1996 | 12 | 800 | 4066 | 338.8 | 5.1 | 486 | 1671 | 139.3 | 3.4 | 314 | 170 | 2395 | 7 | 54.1 | 199.6 | 37.3 | 22 | 300 | 37 | 818 | 9 | 59 | 210 | 20.1 | 22 |
| 1997 | 12 | 801 | 3803 | 316.9 | 4.7 | 398 | 1077 | 89.8 | 2.7 | 403 | 203 | 2726 | 9 | 50.4 | 227.2 | 38.6 | 37 | 514 | 35 | 703 | 11 | 101 | 199 | 18.3 | 19 |
| 1998 | 11 | 742 | 3521 | 320.1 | 4.7 | 415 | 1150 | 104.5 | 2.8 | 327 | 160 | 2371 | 7 | 48.9 | 215.5 | 41.0 | 35 | 416 | 20 | 406 | 14 | 198 | 188 | 24.7 | 18 |
| 1999 | 12 | 860 | 3981 | 331.8 | 4.6 | 482 | 1580 | 131.7 | 3.3 | 378 | 194 | 2401 | 19 | 51.3 | 200.1 | 39.0 | 31 | 284 | 44 | 897 | 15 | 85 | 232 | 21.1 | 27 |
| 2000 | 12 | 829 | 4161 | 346.8 | 5.0 | 474 | 1331 | 110.9 | 3.0 | 385 | 192 | 2830 | 15 | 49.9 | 235.8 | 38.7 | 28 | 188 | 58 | 1175 | 11 | 33 | 208 | 21.1 | 26 |
| 2001 | 12 | 888 | 4739 | 394.9 | 5.3 | 491 | 1852 | 154.3 | 3.8 | 397 | 215 | 2887 | 13 | 54.1 | 240.6 | 41.2 | 19 | 189 | 43 | 884 | 15 | 126 | 263 | 28.2 | 18 |
| 2002 | 13 | 919 | 4620 | 355.4 | 5.0 | 530 | 2056 | 158.2 | 3.9 | 389 | 233 | 2564 | 21 | 59.9 | 197.2 | 38.2 | 40 | 410 | 56 | 1239 | 13 | 95 | 243 | 26.8 | 30 |
| 2003 | 13 | 900 | 4370 | 336.2 | 4.9 | 491 | 1712 | 131.7 | 3.5 | 409 | 230 | 2658 | 14 | 56.2 | 204.5 | 40.2 | 14 | 120 | 44 | 886 | 13 | 192 | 247 | 19.2 | 23 |
| 2004 | 11 | 825 | 3600 | 327.3 | 4.4 | 466 | 1492 | 135.6 | 3.2 | 359 | 183 | 2108 | 11 | 51.0 | 191.6 | 38.8 | 36 | 281 | 21 | 409 | 17 | 176 | 209 | 20.8 | 16 |
| 2005 | 12 | 804 | 3799 | 316.6 | 4.7 | 431 | 1447 | 120.6 | 3.4 | 373 | 211 | 2352 | 14 | 56.6 | 196.0 | 42.0 | 25 | 209 | 40 | 886 | 10 | 50 | 204 | 17.6 | 24 |
| 2006 | 13 | 848 | 3650 | 280.8 | 4.3 | 463 | 1340 | 103.1 | 2.9 | 385 | 214 | 2310 | 14 | 55.6 | 177.7 | 40.3 | 18 | 136 | 57 | 1363 | 11 | 113 | 210 | 16.2 | 30 |
| 2007 | 13 | 877 | 3988 | 306.8 | 4.5 | 452 | 1538 | 118.3 | 3.4 | 425 | 247 | 2450 | 16 | 58.1 | 188.5 | 38.9 | 23 | 339 | 69 | 1569 | 6 | 74 | 223 | 18.7 | 25 |
| 2008 | 13 | 871 | 3899 | 299.9 | 4.5 | 443 | 1656 | 127.4 | 3.7 | 428 | 239 | 2243 | 19 | 55.8 | 172.5 | 38.8 | 27 | 226 | 61 | 1238 | 16 | 168 | 208 | 17.3 | 28 |
| 2009 | 14 | 967 | 4400 | 314.3 | 4.6 | 606 | 2121 | 151.5 | 3.5 | 361 | 185 | 2279 | 21 | 51.2 | 162.8 | 37.1 | 23 | 251 | 81 | 1622 | 13 | 177 | 247 | 20.4 | 30 |
| 2010 | 13 | 866 | 4164 | 320.3 | 4.8 | 484 | 1670 | 128.5 | 3.5 | 382 | 205 | 2494 | 15 | 53.7 | 191.8 | 39.4 | 18 | 130 | 61 | 1244 | 14 | 208 | 222 | 18.8 | 20 |
| 2011 | 14 | 986 | 5521 | 394.4 | 5.6 | 569 | 2476 | 176.9 | 4.4 | 417 | 243 | 3045 | 14 | 58.3 | 217.5 | 38.5 | 24 | 224 | 75 | 1502 | 12 | 199 | 283 | 29.3 | 23 |
| 2012 | 13 | 912 | 5151 | 396.2 | 5.6 | 485 | 2027 | 155.9 | 4.2 | 427 | 248 | 3124 | 13 | 58.1 | 240.3 | 39.6 | 18 | 117 | 47 | 1125 | 14 | 142 | 246 | 24.8 | 23 |
| 2013 | 13 | 921 | 4637 | 356.7 | 5.0 | 543 | 2024 | 155.7 | 3.7 | 378 | 202 | 2613 | 18 | 53.4 | 201.0 | 42.3 | 16 | 87 | 48 | 933 | 12 | 69 | 234 | 22.2 | 30 |
| 2014 | 13 | 841 | 3390 | 260.8 | 4.0 | 453 | 1344 | 103.4 | 3.0 | 388 | 194 | 2046 | 12 | 50.0 | 157.4 | 43.6 | 27 | 174 | 41 | 816 | 12 | 198 | 185 | 16.7 | 24 |
| 2015 | 15 | 968 | 4695 | 313.0 | 4.9 | 531 | 1879 | 125.3 | 3.5 | 437 | 212 | 2816 | 16 | 48.5 | 187.7 | 41.6 | 16 | 97 | 71 | 1764 | 15 | 103 | 225 | 21.7 | 25 |
| 2016 | 15 | 1008 | 4672 | 311.5 | 4.6 | 525 | 1944 | 129.6 | 3.7 | 483 | 252 | 2728 | 20 | 52.2 | 181.9 | 41.9 | 10 | 52 | 57 | 1123 | 17 | 169 | 255 | 18.0 | 27 |
| 2017 | 14 | 908 | 3874 | 276.7 | 4.3 | 512 | 1608 | 114.9 | 3.1 | 396 | 208 | 2266 | 14 | 52.5 | 161.9 | 43.5 | 21 | 206 | 59 | 1159 | 9 | 98 | 207 | 13.6 | 20 |
| 2018 | 15 | 1023 | 4288 | 285.9 | 4.2 | 576 | 1444 | 96.3 | 2.5 | 447 | 238 | 2844 | 12 | 53.2 | 189.6 | 44.0 | 17 | 121 | 32 | 657 | 8 | 47 | 235 | 13.1 | 24 |
| 2019 | 15 | 969 | 4325 | 288.3 | 4.5 | 536 | 1741 | 116.1 | 3.2 | 433 | 231 | 2584 | 19 | 53.3 | 172.3 | 46.0 | 9 | 68 | 25 | 439 | 10 | 112 | 218 | 13.5 | 30 |



VIC BEASLEY AND THE 2014 TIGER DEFENSE GAVE UP JUST 4.0 YARDS PER PLAY, THE PROGRAM'S BEST MARK SINCE 1990.

BOWL HISTORY

Clemson has a rich bowl tradition. The Tigers have 25 bowl wins, tied for 11th most in history, and their 46 bowl games are 13th most in history. Their first bowl game was in the 1940 Cotton Bowl when the Tigers defeated Frank Leahy (Boston College) 6-3.

The Tigers have played in a bowl game 31 of the last 35 years (including the 2019 season). That is among the top-10 bowl appearances since 1985. Clemson has also been bowl-eligible 21 consecutive years.

The Tigers have beaten some of the top programs in college football history in bowl games. The list of schools Clemson has beaten in a bowl game includes prominent programs Alabama, Louisiana State, Miami (Fla.), Nebraska, Notre Dame, Ohio State, Oklahoma, Penn State, Stanford, Tennessee and West Virginia.

Clemson won its first three bowl games, victories over Boston College, Missouri and Miami (Fla.). The three coaches Clemson beat in those games were Frank Leahy, Don Faurot and Andy Gustafson, and all three are in the College Football Hall of Fame.

Seven different head coaches (Jess Neely, Frank Howard, Danny Ford, Ken Hatfield, Tommy West, Tommy Bowden, Dabo Swinney) have all been victorious in bowl games for the Tigers since the 1939 season.

Overall, 10 of Clemson's 25 bowl wins have come against head coaches who are in the College Football Hall of Fame. Clemson is 4-0 in bowl games against the top-six winningest coaches in FBS history in terms of winning percentage (Frank Leahy, Tom Osborne, Barry Switzer and Urban Meyer). The Tigers have eight bowl wins over top-10 teams since 2012, most in the nation.

Clemson has achieved bowl wins over some of the greatest coaches in history:

- Frank Leahy when Clemson defeated Boston College in the 1940 Cotton Bowl.
- Joe Paterno (Penn State) when Clemson beat Penn State 35-10 in the 1988 Citrus Bowl. It was Paterno's largest margin of defeat in a bowl game.
- Woody Hayes (Ohio State) in the 1978 Gator Bowl, Hayes' last game as a coach.
- Barry Switzer (Oklahoma) in the 1989 Citrus Bowl, Switzer's final game as a college coach.
- Tom Osborne (Nebraska) in the 1982 Orange Bowl, which gave Clemson its first national championship at the end of the 1981 season.
- Don Nehlen (West Virginia) when Clemson downed the Mountaineers 27-7 in the 1989 Gator Bowl.
- Phillip Fulmer (Tennessee), who had over 150 career wins, in the 2003 Peach Bowl.
- Les Miles (Louisiana State), who led the Tigers to the 2007 national championship, fell to Clemson 25-24 in the 2012 Chick-fil-A Bowl.
- Urban Meyer (Ohio State) in the 2013 Orange Bowl and 2016 Fiesta Bowl
- Bob Stoops, who won a national championship in 2000 with Oklahoma, saw his Sooners fall in back to back bowl games, including the 2015 Orange Bowl.
- Nick Saban, who had won four national championships and was riding a 26-game winning streak, fell to the Tigers in the 2016 national championship game.
- Nick Saban for the second time at the end of the 2018 season, as the Tigers claimed their second national title in three years with a 44-16 win.



THE TIGERS WON THEIR 25TH BOWL GAME WHEN THEY DEFEATED OHIO STATE IN THE 2019 FIESTA BOWL.

BOWL WINS

| Rk | Team | Wins |
|-----|---------------------|------|
| 1. | Alabama | 41 |
| 2. | Southern California | 33 |
| 3. | Georgia | 32 |
| 4. | Penn State | 30 |
| | Texas | 30 |
| 6. | Oklahoma | 29 |
| | Tennessee | 29 |
| 8. | Florida State | 27 |
| | Louisiana State | 27 |
| 10. | Nebraska | 26 |
| 11. | Clemson | 25 |
| | Georgia Tech | 25 |
| 13. | Auburn | 24 |
| | Florida | 24 |
| | Ohio State | 24 |
| | Mississippi | 24 |
| 17. | Michigan | 21 |
| 18. | Miami (Fla.) | 19 |
| | Oklahoma State | 19 |
| | Texas A&M | 19 |
| 21. | Notre Dame | 18 |
| | Washington | 18 |
| 23. | Iowa | 17 |
| | NC State | 17 |
| | TCU | 17 |
| | Utah | 17 |

Note: Vacated wins not included.

CONSECUTIVE BOWL SEASONS

| Rk | School | Start | Streak |
|----|-----------------|-------|--------|
| 1. | Virginia Tech | 1993 | 27 |
| 2. | Georgia | 1997 | 23 |
| 3. | Oklahoma | 1999 | 21 |
| 4. | Louisiana State | 2000 | 20 |
| 5. | Boise State* | 2002 | 18 |
| | Wisconsin | 2002 | 18 |
| 7. | Alabama | 2004 | 16 |
| 8. | Clemson | 2005 | 15 |

* - selected to a bowl in 2018, but the game was canceled due to inclement weather; Note: Active streaks listed.

BOWL HISTORY



BOWL RESULTS (25-21)

| Year | Bowl | Site | Opponent (Rank) | W-L | Score |
|------|---------------------------|---------------------|---------------------------|-----|-------|
| 1939 | Cotton | Dallas, Texas | Boston College (11,NR) | W | 6-3 |
| 1948 | Gator | Jacksonville, Fla. | Missouri | W | 24-23 |
| 1950 | Orange | Miami, Fla. | Miami (Fla.) (15,16) | W | 15-14 |
| 1951 | Gator | Jacksonville, Fla. | Miami (Fla.) | L | 0-14 |
| 1956 | Orange | Miami, Fla. | Colorado (20,18) | L | 21-27 |
| 1958 | Sugar | New Orleans, La. | Louisiana State (1,1) | L | 0-7 |
| 1959 | Bluebonnet | Houston, Texas | TCU (7,8) | W | 23-7 |
| 1977 | Gator | Jacksonville, Fla. | Pittsburgh (10,9) | L | 3-34 |
| 1978 | Gator | Jacksonville, Fla. | Ohio State (20,NR) | W | 17-15 |
| 1979 | Peach | Atlanta, Ga. | Baylor (19,19) | L | 18-24 |
| 1981 | Orange | Miami, Fla. | Nebraska (4,4) | W | 22-15 |
| 1985 | Independence | Shreveport, La. | Minnesota | L | 13-20 |
| 1986 | Gator | Jacksonville, Fla. | Stanford (20,17) | W | 27-21 |
| 1987 | Citrus | Orlando, Fla. | Penn State (20,19) | W | 35-10 |
| 1988 | Citrus | Orlando, Fla. | Oklahoma (10,11) | W | 13-6 |
| 1989 | Gator | Jacksonville, Fla. | West Virginia (17,17) | W | 27-7 |
| 1990 | Hall of Fame | Tampa, Fla. | Illinois (16,17) | W | 30-0 |
| 1991 | Citrus | Orlando, Fla. | California (14,14) | L | 13-37 |
| 1993 | Peach | Atlanta, Ga. | Kentucky | W | 14-13 |
| 1995 | Gator | Jacksonville, Fla. | Syracuse | L | 0-41 |
| 1996 | Peach | Atlanta, Ga. | Louisiana State (17,16) | L | 7-10 |
| 1997 | Peach | Atlanta, Ga. | Auburn (13,13) | L | 17-21 |
| 1999 | Peach | Atlanta, Ga. | Mississippi State (15,16) | L | 7-17 |
| 2000 | Gator | Jacksonville, Fla. | Virginia Tech (6,5) | L | 20-41 |
| 2001 | Humanitarian | Boise, Idaho | Louisiana Tech | W | 49-24 |
| 2002 | Tangerine | Orlando, Fla. | Texas Tech | L | 15-55 |
| 2003 | Peach | Atlanta, Ga. | Tennessee (6,7) | W | 27-14 |
| 2005 | Champs Sports | Orlando, Fla. | Colorado | W | 19-10 |
| 2006 | Music City | Nashville, Tenn. | Kentucky | L | 20-28 |
| 2007 | Chick-fil-A | Atlanta, Ga. | Auburn (22,21) | L | 20-23 |
| 2008 | Gator | Jacksonville, Fla. | Nebraska | L | 21-26 |
| 2009 | Music City | Nashville, Tenn. | Kentucky | W | 21-13 |
| 2010 | Meineke Car Care | Charlotte, N.C. | South Florida | L | 26-31 |
| 2011 | Orange | Miami Gardens, Fla. | West Virginia (23,22) | L | 33-70 |
| 2012 | Chick-fil-A | Atlanta, Ga. | Louisiana State (9,7) | W | 25-24 |
| 2013 | Orange | Miami Gardens, Fla. | Ohio State (7,6) | W | 40-35 |
| 2014 | Russell Athletic | Orlando, Fla. | Oklahoma (NR,24) | W | 40-6 |
| 2015 | Orange | Miami Gardens, Fla. | Oklahoma (4,3) | W | 37-17 |
| 2016 | CFP National Championship | Glendale, Ariz. | Alabama (2,2) | L | 40-45 |
| | CFP National Championship | Glendale, Ariz. | Ohio State (2,2) | W | 31-0 |
| 2017 | CFP National Championship | Tampa, Fla. | Alabama (1,1) | W | 35-31 |
| | Sugar | New Orleans, La. | Alabama (4,4) | L | 6-24 |
| 2018 | Cotton | Arlington, Texas | Notre Dame (3,3) | W | 30-3 |
| | CFP National Championship | Santa Clara, Calif. | Alabama (1,1) | W | 44-16 |
| 2019 | Fiesta | Glendale, Ariz. | Ohio State (2,2) | W | 29-23 |
| | CFP National Championship | New Orleans, La. | Louisiana State (1,1) | L | 25-42 |

Note: Years are regular season, not necessarily the calendar year the game was played; rankings by AP,USA.

WEEKLY POLLS

PRESEASON POLLS

| Year | Preseason | Final |
|------|-----------|---------|
| 1958 | 18 NP | 12 13 |
| 1959 | 18 NP | 11 11 |
| 1960 | 9 NP | --- --- |
| 1978 | 18 NP | 6 6 |
| 1982 | 11 9 | 8 PB |
| 1984 | 4 8 | --- --- |
| 1987 | 9 NP | 12 10 |
| 1988 | 4 4 | 9 8 |
| 1989 | 12 NP | 12 11 |
| 1990 | 10 NP | 9 9 |
| 1991 | 9 NP | 18 17 |
| 1992 | 13 NP | --- --- |
| 1993 | 23 NP | 23 22 |
| 1994 | 25 24 | --- --- |
| 1996 | 25 23 | --- --- |
| 1997 | 20 21 | --- --- |
| 2000 | 17 19 | 16 14 |
| 2001 | 19 18 | --- --- |
| 2006 | 18 18 | --- --- |
| 2008 | 9 9 | --- --- |
| 2012 | 14 14 | 11 9 |
| 2013 | 8 8 | 8 7 |
| 2014 | 16 16 | 15 15 |
| 2015 | 12 12 | 2 2 |
| 2016 | 2 2 | 1 1 |
| 2017 | 5 5 | 4 4 |
| 2018 | 2 2 | 1 1 |
| 2019 | 1 1 | 2 2 |

NP - no poll; PB - probation; Note: First poll listed is AP; second poll listed is coaches.

| 1939 | | | |
|-------|-----|----|-----|
| Date | W-L | AP | USA |
| 11-13 | 6-1 | 16 | NP |
| 11-20 | 7-1 | 15 | NP |
| 11-27 | 8-1 | 14 | NP |
| 12-4 | 8-1 | 15 | NP |
| 12-11 | 8-1 | 12 | NP |

| 1940 | | | |
|-------|-----|----|-----|
| Date | W-L | AP | USA |
| 10-14 | 4-0 | 12 | NP |
| 10-21 | 4-0 | 13 | NP |
| 10-28 | 5-0 | 10 | NP |

| 1941 | | | |
|-------|-----|----|-----|
| Date | W-L | AP | USA |
| 10-13 | 4-0 | 13 | NP |
| 10-20 | 4-0 | 14 | NP |
| 11-17 | 6-1 | 18 | NP |
| 11-24 | 7-1 | 16 | NP |

| 1945 | | | |
|-------|-------|----|-----|
| Date | W-L | AP | USA |
| 11-26 | 6-2-1 | 18 | NP |

| 1948 | | | |
|-------|-----|----|-----|
| Date | W-L | AP | USA |
| 10-11 | 2-0 | 15 | NP |
| 10-18 | 3-0 | 14 | NP |
| 10-25 | 4-0 | 13 | NP |
| 11-1 | 5-0 | 12 | NP |
| 11-8 | 6-0 | 10 | NP |
| 11-15 | 7-0 | 9 | NP |
| 11-22 | 8-0 | 9 | NP |

| 1950 | | | |
|-------|-------|----|-----|
| Date | W-L | AP | USA |
| 10-2 | 2-0 | 18 | --- |
| 10-9 | 3-0 | 13 | 16 |
| 10-16 | 3-0 | 12 | 14 |
| 10-23 | 3-0-1 | 16 | --- |
| 10-30 | 4-0-1 | 14 | 18 |
| 11-6 | 5-0-1 | 13 | --- |
| 11-13 | 6-0-1 | 11 | 13 |
| 11-20 | 7-0-1 | 11 | 12 |
| 11-27 | 8-0-1 | 10 | 10 |

| 1951 | | | |
|------|-----|----|-----|
| Date | W-L | AP | USA |
| 10-1 | 2-0 | 18 | --- |
| 10-8 | 3-0 | 16 | 24 |
| 12-3 | 7-2 | 19 | --- |

| 1955 | | | |
|------|-----|----|-----|
| Date | W-L | AP | USA |
| 10-3 | 3-0 | 16 | --- |

| 1956 | | | |
|-------|-------|----|-----|
| Date | W-L | AP | USA |
| 10-15 | 3-0-1 | 15 | 18 |
| 10-22 | 3-0-1 | 20 | 20 |
| 10-29 | 4-0-1 | 13 | 17 |
| 11-5 | 5-0-1 | 11 | 15 |
| 11-12 | 5-0-2 | 13 | --- |
| 12-3 | 7-1-2 | 19 | --- |

| 1957 | | | |
|-------|-----|-----|-----|
| Date | W-L | AP | USA |
| 11-11 | 5-2 | 14 | 14 |
| 11-18 | 5-3 | --- | 19 |
| 11-25 | 6-3 | --- | 19 |
| 12-2 | 7-3 | --- | 18 |

| 1958 | | | |
|-------|-----|-----|-----|
| Date | W-L | AP | USA |
| Pre | 0-0 | 18 | --- |
| 9-22 | 1-0 | --- | 16 |
| 9-29 | 2-0 | 10 | 13 |
| 10-6 | 3-0 | 8 | 11 |
| 10-13 | 4-0 | 10 | 12 |
| 10-20 | 4-0 | 10 | 11 |
| 10-27 | 4-1 | 19 | --- |
| 11-3 | 5-1 | 17 | 18 |
| 11-17 | 6-2 | 16 | 17 |
| 11-24 | 7-2 | 12 | 12 |
| 12-1 | 8-2 | 12 | 13 |

| 1959 | | | |
|-------|-----|----|-----|
| Date | W-L | AP | USA |
| Pre | 0-0 | 18 | --- |
| 9-21 | 1-0 | 5 | 9 |
| 9-28 | 2-0 | 6 | 7 |
| 10-12 | 3-1 | 15 | 13 |
| 10-19 | 3-1 | 17 | 15 |
| 10-26 | 4-1 | 12 | 12 |
| 11-2 | 5-1 | 10 | 11 |
| 11-9 | 6-1 | 11 | 11 |
| 11-16 | 6-2 | 19 | --- |
| 11-23 | 7-2 | 14 | 14 |
| 11-30 | 8-2 | 10 | 10 |

| 1960 | | | |
|-------|-----|-----|-----|
| Date | W-L | AP | USA |
| Pre | 0-0 | 9 | NP |
| 9-19 | 0-0 | 9 | NP |
| 9-26 | 1-0 | 7 | NP |
| 10-3 | 2-0 | 8 | 11 |
| 10-10 | 3-0 | 8 | 11 |
| 10-17 | 3-1 | --- | 17 |

| 1977 | | | |
|-------|-------|----|-----|
| Date | W-L | AP | USA |
| 10-17 | 5-1 | 20 | 19 |
| 10-24 | 6-1 | 16 | 16 |
| 10-31 | 7-1 | 13 | 13 |
| 11-7 | 7-1-1 | 15 | 16 |
| 11-14 | 7-2-1 | 15 | 15 |
| 11-21 | 8-2-1 | 13 | 14 |
| 11-28 | 8-2-1 | 11 | 10 |
| 1-3 | 8-3-1 | 19 | --- |

| 1978 | | | |
|-------|------|-----|-----|
| Date | W-L | AP | USA |
| Pre | 0-0 | 18 | --- |
| 9-18 | 1-0 | --- | 18 |
| 10-23 | 5-1 | 20 | 20 |
| 10-30 | 6-1 | 16 | 16 |
| 11-6 | 7-1 | 15 | 15 |
| 11-13 | 8-1 | 12 | 12 |
| 11-20 | 9-1 | 10 | 10 |
| 11-27 | 10-1 | 7 | 7 |
| 12-4 | 10-1 | 7 | 8 |
| 1-3 | 11-1 | 6 | 6 |

| 1979 | | | |
|-------|-----|----|-----|
| Date | W-L | AP | USA |
| 11-5 | 6-2 | 18 | 17 |
| 11-12 | 7-2 | 14 | 14 |
| 11-19 | 8-2 | 13 | 13 |
| 11-26 | 8-3 | 18 | 17 |
| 12-3 | 8-3 | 18 | 17 |

| 1981 | | | |
|-------|------|----|-----|
| Date | W-L | AP | USA |
| 9-21 | 3-0 | 19 | 18 |
| 9-28 | 3-0 | 14 | 14 |
| 10-5 | 4-0 | 9 | 10 |
| 10-12 | 5-0 | 6 | 7 |
| 10-19 | 6-0 | 4 | 5 |
| 10-26 | 7-0 | 3 | 4 |
| 11-2 | 8-0 | 2 | 3 |
| 11-9 | 9-0 | 2 | 2 |
| 11-16 | 10-0 | 2 | 2 |
| 11-23 | 11-0 | 2 | 2 |
| 11-30 | 11-0 | 1 | 1 |
| 1-3 | 12-0 | 1 | 1 |

| 1982 | | | |
|-------|-------|-----|-----|
| Date | W-L | AP | USA |
| Pre | 0-0 | 11 | 9 |
| 9-6 | 0-1 | 16 | NP |
| 9-13 | 0-1 | 16 | 13 |
| 9-27 | 1-1-1 | --- | 19 |
| 10-4 | 2-1-1 | --- | 20 |
| 10-11 | 3-1-1 | 20 | 17 |
| 10-18 | 4-1-1 | 18 | 17 |
| 10-25 | 5-1-1 | 15 | 13 |
| 11-1 | 5-1-1 | 13 | 14 |



THE TIGERS WERE RANKED IN A FINAL POLL IN SEVEN OF FRANK HOWARD'S SEASONS AS HEAD COACH AT CLEMSON.

WEEKLY POLLS



CLEMSON FINISHED THE 2013 SEASON RANKED IN THE TOP 10 AFTER DEFEATING OHIO STATE IN THE ORANGE BOWL.

| | | | |
|------------|--------------|----------|-----------|
| 11-8 | 6-1-1 | 11 | 10 |
| 11-15 | 7-1-1 | 10 | 12 |
| 11-22 | 8-1-1 | 10 | 10 |
| 11-29 | 9-1-1 | 8 | PB |
| 12-6 | 9-1-1 | 7 | PB |
| 1-3 | 9-1-1 | 8 | PB |

1983

| Date | W-L | AP | USA |
|------------|--------------|-----------|-----------|
| 11-7 | 7-1-1 | 17 | PB |
| 11-14 | 8-1-1 | 13 | PB |
| 11-21 | 9-1-1 | 12 | PB |
| 11-28 | 9-1-1 | 11 | PB |
| 12-3 | 9-1-1 | 12 | PB |
| 1-3 | 9-1-1 | 11 | PB |

1984

| Date | W-L | AP | USA |
|-------|-------|----|-----|
| Pre | 0-0 | 4 | 8 |
| 9-3 | 1-0 | 3 | 5 |
| 9-10 | 2-0 | 2 | 4 |
| 9-17 | 2-0 | 2 | PB |
| 9-24 | 2-1-1 | 13 | PB |
| 11-12 | 7-2 | 20 | PB |

1986

| Date | W-L | AP | USA |
|------------|--------------|-----------|-----------|
| 10-6 | 3-1 | 20 | --- |
| 10-13 | 4-1 | 17 | 17 |
| 10-20 | 5-1 | 16 | 16 |
| 11-3 | 6-2 | 20 | --- |
| 11-10 | 7-2 | 15 | 17 |
| 11-17 | 7-2-1 | 19 | 18 |
| 11-24 | 7-2-2 | --- | 18 |
| 12-3 | 7-2-2 | --- | 18 |
| 1-3 | 8-2-2 | 17 | 19 |

1987

| Date | W-L | AP | USA |
|------------|-------------|-----------|-----------|
| Pre | 0-0 | 9 | NP |
| 9-7 | 1-0 | 10 | 10 |
| 9-14 | 2-0 | 8 | 8 |
| 9-21 | 3-0 | 9 | 9 |
| 9-28 | 4-0 | 8 | 7 |
| 10-5 | 4-0 | 8 | 7 |
| 10-12 | 5-0 | 7 | 7 |
| 10-19 | 6-0 | 7 | 7 |
| 10-26 | 6-1 | 14 | 12 |
| 11-2 | 7-1 | 10 | 10 |
| 11-9 | 8-1 | 9 | 9 |
| 11-16 | 9-1 | 8 | 8 |
| 11-23 | 9-2 | 13 | 13 |
| 11-30 | 9-2 | 13 | 13 |
| 12-7 | 9-2 | 14 | 12 |
| 1-3 | 10-2 | 12 | 10 |

1988

| Date | W-L | AP | USA |
|------|-----|----|-----|
| Pre | 0-0 | 4 | 4 |
| 9-5 | 1-0 | 3 | 3 |
| 9-12 | 2-0 | 3 | 4 |

| | | | |
|------------|-------------|----------|----------|
| 9-19 | 2-1 | 12 | 12 |
| 9-26 | 3-1 | 11 | 11 |
| 10-3 | 3-1 | 11 | 12 |
| 10-10 | 4-1 | 11 | 11 |
| 10-17 | 5-1 | 9 | 10 |
| 10-24 | 5-2 | 15 | 18 |
| 10-31 | 6-2 | 17 | 20 |
| 11-7 | 7-2 | 16 | 16 |
| 11-14 | 8-2 | 15 | 15 |
| 11-21 | 9-2 | 13 | 13 |
| 11-28 | 9-2 | 13 | 13 |
| 12-5 | 9-2 | 13 | 13 |
| 1-3 | 10-2 | 9 | 8 |

1989

| Date | W-L | AP | USA |
|------------|-------------|-----------|-----------|
| Pre | 0-0 | 12 | NP |
| 9-4 | 1-0 | 10 | 9 |
| 9-11 | 2-0 | 7 | 6 |
| 9-18 | 3-0 | 7 | 6 |
| 9-25 | 4-0 | 7 | 6 |
| 10-2 | 4-1 | 15 | 14 |
| 10-9 | 5-1 | 14 | 13 |
| 10-23 | 6-2 | 22 | 19 |
| 10-30 | 7-2 | 21 | 18 |
| 11-6 | 8-2 | 17 | 15 |
| 11-13 | 8-2 | 15 | 13 |
| 11-20 | 9-2 | 15 | 13 |
| 11-27 | 9-2 | 14 | 13 |
| 12-4 | 9-2 | 14 | 13 |
| 1-2 | 10-2 | 12 | 11 |

1990

| Date | W-L | AP | USA |
|------------|-------------|----------|----------|
| Pre | 0-0 | 10 | NP |
| 9-3 | 1-0 | 9 | 10 |
| 9-10 | 1-1 | 16 | 19 |
| 9-17 | 2-1 | 16 | 19 |
| 9-24 | 3-1 | 19 | 18 |
| 10-1 | 4-1 | 16 | 13 |
| 10-8 | 5-1 | 15 | 14 |
| 10-15 | 5-2 | 22 | 22 |
| 10-22 | 6-2 | 19 | 17 |
| 10-29 | 7-2 | 18 | 17 |
| 11-5 | 8-2 | 18 | 16 |
| 11-12 | 8-2 | 17 | 15 |
| 11-19 | 9-2 | 16 | 13 |
| 11-26 | 9-2 | 14 | 11 |
| 12-3 | 9-2 | 14 | 11 |
| 1-2 | 10-2 | 9 | 9 |

1991

| Date | W-L | AP | USA |
|-------|-------|----|-----|
| Pre | 0-0 | 9 | NP |
| 9-2 | 0-0 | 8 | NP |
| 9-8 | 1-0 | 8 | NP |
| 9-15 | 1-0 | 8 | NP |
| 9-23 | 2-0 | 7 | 7 |
| 9-30 | 3-0 | 6 | 6 |
| 10-7 | 3-1 | 18 | 16 |
| 10-14 | 3-1-1 | 21 | 21 |

| | | | |
|------------|--------------|-----------|-----------|
| 10-21 | 3-1-1 | 19 | 19 |
| 10-28 | 4-1-1 | 16 | 16 |
| 11-4 | 5-1-1 | 15 | 14 |
| 11-11 | 6-1-1 | 15 | 14 |
| 11-18 | 7-1-1 | 14 | 13 |
| 11-25 | 8-1-1 | 13 | 12 |
| 12-2 | 9-1-1 | 13 | 12 |
| 1-2 | 9-2-1 | 18 | 17 |

1992

| Date | W-L | AP | USA |
|-------|-----|-----|-----|
| Pre | 0-0 | 13 | NP |
| 8-30 | 0-0 | 13 | NP |
| 9-7 | 1-0 | 15 | 14 |
| 9-14 | 1-1 | 17 | 17 |
| 9-21 | 1-1 | 16 | 16 |
| 9-28 | 1-2 | 25 | 24 |
| 10-5 | 2-2 | 25 | 22 |
| 10-12 | 3-2 | 19 | 19 |
| 10-17 | 4-2 | 18 | 15 |
| 10-24 | 4-3 | --- | 25 |

1993

| Date | W-L | AP | USA |
|------------|------------|-----------|-----------|
| Pre | 0-0 | 23 | NP |
| 8-30 | 0-0 | 22 | 21 |
| 9-6 | 1-0 | 21 | 17 |
| 10-4 | 3-1 | --- | 24 |
| 11-15 | 7-3 | 24 | 25 |
| 11-22 | 8-3 | 24 | 23 |
| 11-29 | 8-3 | 24 | 23 |
| 12-6 | 8-3 | 24 | 23 |
| 1-3 | 9-3 | 23 | 22 |

1994

| Date | W-L | AP | USA |
|------|-----|----|-----|
| Pre | 0-0 | 25 | 24 |
| 8-30 | 0-0 | 24 | NP |
| 9-5 | 1-0 | 22 | 20 |

1995

| Date | W-L | AP | USA |
|-------|-----|----|-----|
| 11-6 | 6-3 | 24 | 25 |
| 11-13 | 7-3 | 24 | 25 |
| 11-20 | 8-3 | 24 | 22 |
| 11-27 | 8-3 | 24 | 22 |
| 12-4 | 8-3 | 23 | 21 |

1996

| Date | W-L | AP | USA |
|-------|-----|----|-----|
| Pre | 0-0 | 25 | 23 |
| 11-18 | 7-3 | 22 | 24 |

1997

| Date | W-L | AP | USA |
|------|-----|-----|-----|
| Pre | 0-0 | 20 | 21 |
| 8-25 | 0-0 | 20 | NP |
| 9-1 | 0-0 | --- | 20 |
| 9-8 | 1-0 | 19 | 21 |
| 9-15 | 2-0 | 16 | 15 |
| 9-22 | 2-1 | 17 | 21 |

2000

| Date | W-L | AP | USA |
|------------|------------|-----------|-----------|
| Pre | 0-0 | 17 | 19 |
| 8-27 | 0-0 | 17 | 18 |
| 9-3 | 1-0 | 17 | 19 |
| 9-10 | 2-0 | 16 | 16 |
| 9-17 | 3-0 | 11 | 11 |
| 9-24 | 4-0 | 7 | 8 |
| 10-1 | 5-0 | 5 | 5 |
| 10-8 | 6-0 | 5 | 4 |
| 10-15 | 7-0 | 5 | 4 |
| 10-22 | 8-0 | 5 | 4 |
| 10-29 | 8-1 | 10 | 10 |
| 11-5 | 8-2 | 17 | 15 |
| 11-12 | 8-2 | 16 | 14 |
| 11-19 | 9-2 | 15 | 12 |
| 11-26 | 9-2 | 15 | 13 |
| 12-3 | 9-2 | 16 | 13 |
| 1-6 | 9-3 | 16 | 14 |

2001

| Date | W-L | AP | USA |
|-------|-----|-----|-----|
| Pre | 0-0 | 19 | 18 |
| 8-26 | 0-0 | 19 | 18 |
| 9-2 | 1-0 | 20 | 19 |
| 9-9 | 2-0 | 19 | 18 |
| 9-16 | 2-0 | NP | NP |
| 9-23 | 2-1 | --- | 25 |
| 9-30 | 3-1 | 19 | 21 |
| 10-7 | 3-1 | 16 | 18 |
| 10-14 | 4-1 | 13 | 15 |
| 10-21 | 4-2 | --- | 25 |
| 10-28 | 5-2 | --- | 24 |

2003

| Date | W-L | AP | USA |
|------|-----|----|-----|
| 1-5 | 9-4 | 22 | 22 |

2005

| Date | W-L | AP | USA |
|------------|------------|-----------|-----------|
| 9-7 | 1-0 | 25 | --- |
| 9-11 | 2-0 | 20 | 23 |
| 11-20 | 7-4 | 25 | --- |
| 11-27 | 7-4 | 22 | 23 |
| 12-4 | 7-4 | 23 | 23 |
| 1-5 | 8-4 | 21 | 21 |

2006

| Date | W-L | AP | USA |
|-------|-----|----|-----|
| Pre | 0-0 | 18 | 18 |
| 9-5 | 1-0 | 18 | 18 |
| 9-17 | 2-1 | 19 | 23 |
| 9-24 | 3-1 | 18 | 19 |
| 10-1 | 4-1 | 15 | 15 |
| 10-8 | 5-1 | 12 | 12 |
| 10-15 | 6-1 | 12 | 12 |
| 10-22 | 7-1 | 10 | 11 |
| 10-29 | 7-2 | 19 | 19 |
| 11-12 | 8-3 | 25 | 25 |
| 11-19 | 8-3 | 24 | 24 |

2007

| Date | W-L | AP | USA |
|------------|------------|-----------|-----------|
| 9-4 | 1-0 | 25 | --- |
| 9-9 | 2-0 | 20 | 20 |
| 9-16 | 3-0 | 15 | 14 |
| 9-23 | 4-0 | 13 | 13 |
| 9-30 | 4-1 | 22 | 22 |
| 10-28 | 6-2 | 25 | 24 |
| 11-4 | 7-2 | 20 | 20 |
| 11-11 | 8-2 | 15 | 16 |
| 11-18 | 8-3 | 21 | 22 |
| 11-25 | 9-3 | 15 | 16 |
| 12-2 | 9-3 | 15 | 16 |
| 1-8 | 9-4 | 21 | 22 |

2008

| Date | W-L | AP | USA |
|------|-----|-----|-----|
| Pre | 0-0 | 9 | 9 |
| 9-2 | 0-1 | --- | 22 |
| 9-7 | 1-1 | --- | 23 |
| 9-14 | 2-1 | 23 | 21 |
| 9-21 | 3-1 | 20 | 19 |

2009

| Date | W-L | AP | USA |
|-------|-----|----|-----|
| 11-8 | 6-3 | 24 | NR |
| 11-15 | 7-3 | 18 | 19 |
| 11-22 | 8-3 | 15 | 16 |

| | | | |
|-------|-----|----|----|
| 11-29 | 8-4 | 25 | NR |
| 1-5 | 9-5 | 24 | NR |

2011

| Date | W-L | AP | USA |
|-------------|-------------|-----------|-----------|
| 9-18 | 3-0 | 21 | 22 |
| 9-25 | 4-0 | 13 | 15 |
| 10-2 | 5-0 | 8 | 8 |
| 10-9 | 6-0 | 8 | 8 |
| 10-16 | 7-0 | 8 | 8 |
| 10-23 | 8-0 | 6 | 6 |
| 10-30 | 8-1 | 11 | 12 |
| 11-6 | 8-1 | 9 | 10 |
| 11-13 | 9-1 | 7 | 8 |
| 11-20 | 9-2 | 18 | 17 |
| 11-27 | 9-3 | 21 | 21 |
| 12-4 | 10-3 | 14 | 14 |
| 1-10 | 10-4 | 22 | 22 |

2012

| Date | W-L | AP | USA |
|------------|-------------|-----------|----------|
| Pre | 0-0 | 14 | 14 |
| 9-2 | 1-0 | 12 | 12 |
| 9-9 | 2-0 | 11 | 11 |
| 9-16 | 3-0 | 10 | 9 |
| 9-23 | 3-1 | 17 | 16 |
| 9-30 | 4-1 | 15 | 15 |
| 10-7 | 5-1 | 16 | 13 |
| 10-14 | 5-1 | 14 | 13 |
| 10-21 | 6-1 | 14 | 13 |
| 10-28 | 7-1 | 10 | 9 |
| 11-4 | 8-1 | 10 | 8 |
| 11-11 | 9-1 | 11 | 9 |
| 11-18 | 10-1 | 12 | 9 |
| 11-25 | 10-2 | 15 | 14 |
| 12-2 | 10-2 | 14 | 13 |
| 1-8 | 11-2 | 11 | 9 |

2013

| Date | W-L | AP | USA |
|------------|-------------|----------|----------|
| Pre | 0-0 | 8 | 8 |
| 9-1 | 1-0 | 4 | 5 |
| 9-8 | 2-0 | 3 | 5 |
| 9-15 | 2-0 | 3 | 4 |
| 9-22 | 3-0 | 3 | 4 |
| 9-29 | 4-0 | 3 | 4 |
| 10-6 | 5-0 | 3 | 4 |
| 10-13 | 6-0 | 3 | 4 |
| 10-20 | 6-1 | 9 | 10 |
| 10-27 | 7-1 | 9 | 8 |
| 11-3 | 8-1 | 8 | 7 |
| 11-10 | 8-1 | 8 | 6 |
| 11-17 | 9-1 | 7 | 6 |
| 11-24 | 10-1 | 6 | 4 |
| 12-1 | 10-2 | 13 | 11 |
| 12-8 | 10-2 | 12 | 11 |
| 1-7 | 11-2 | 8 | 7 |

2014

| Date | W-L | AP | USA |
|------|-----|----|-----|
| Pre | 0-0 | 16 | 16 |
| 8-31 | 0-1 | 23 | 24 |
| 9-7 | 1-1 | 23 | 24 |
| 9-14 | 1 | | |

GAME RESULTS VS. RANKED OPPONENTS

| Date | Site | Opponent | CU AP,Coach | Opp. AP,Coach | W-L | Score |
|-------------------|----------|-----------------------|--------------|---------------|----------|--------------|
| 1-1-1940 | N1 | Boston College | 12,NP | 11,NP | W | 6-3 |
| 11-28-1942 | A | Auburn | | 16,NP | L | 13-41 |
| 11-20-1943 | A | Georgia Tech | | 15,NP | L | 6-41 |
| 10-28-1944 | A | Tennessee | | 20,NP | L | 7-26 |
| 11-4-1944 | A | Wake Forest | | 17,NP | L | 7-13 |
| 11-13-1948 | A | Wake Forest | 10,NP | 19,NP | W | 21-14 |
| 9-30-1950 | A | Missouri | | 17,NP | W | 34-0 |
| 10-28-1950 | A | Wake Forest | 16,NR | 17,NR | W | 13-12 |
| 1-1-1951 | A2 | Miami (Fla.) | 10,10 | 15,16 | W | 15-14 |
| 10-13-1951 | A | Pacific | 16,NR | 20,NR | L | 7-21 |
| 10-4-1952 | A | Maryland | | 3,5 | L | 0-28 |
| 10-3-1953 | H | Maryland | | 3,NP | L | 0-20 |
| 11-7-1953 | A | Georgia Tech | | 6,7 | L | 7-20 |
| 11-21-1953 | H | Auburn | | 14,14 | L | 19-45 |
| 10-9-1954 | N3 | Florida | | 14,17 | W | 14-7 |
| 11-13-1954 | A | Maryland | | 17,NR | L | 0-16 |
| 11-20-1954 | A | Auburn | | 18,18 | L | 6-27 |
| 11-12-1955 | H | Maryland | | 2,2 | L | 12-25 |
| 11-19-1955 | N4 | Auburn | | 12,12 | L | 0-21 |
| 9-29-1956 | A | Florida | | 19,NP | T | 20-20 |
| 11-3-1956 | H | Virginia Tech | 13,17 | 16,NR | W | 21-6 |
| 11-16-1956 | A | Miami (Fla.) | 13,NR | 8,10 | L | 0-21 |
| 1-1-1957 | N2 | Colorado | 19,NR | 20,18 | L | 21-27 |
| 10-5-1957 | H | NC State | | 13,15 | L | 7-13 |
| 11-16-1957 | A | Duke | 14,14 | 11,10 | L | 6-7 |
| 11-8-1958 | A | Georgia Tech | 17,18 | NR,19 | L | 0-13 |
| 1-1-1959 | N5 | Louisiana State | 12,13 | 1,1 | L | 0-7 |
| 9-19-1959 | A | North Carolina | 18,NP | 12,NP | W | 20-18 |
| 10-3-1959 | A | Georgia Tech | 6,7 | 7,12 | L | 6-16 |
| 12-19-1959 | N6 | TCU | 11,11 | 7,8 | W | 23-7 |
| 10-22-1960 | A | Duke | | NR,18 | L | 6-21 |
| 10-27-1962 | H | Auburn | | NR,10 | L | 14-17 |
| 9-21-1963 | A | Oklahoma | | 4,NP | L | 14-31 |
| 9-28-1963 | A | Georgia Tech | | 9,NP | L | 0-27 |
| 10-9-1965 | A | Georgia | | 4,5 | L | 9-23 |
| 10-1-1966 | A | Georgia Tech | | 9,10 | L | 12-13 |
| 10-8-1966 | A | Alabama | | 4,4 | L | 0-26 |
| 10-22-1966 | A | Southern California | | 5,5 | L | 0-30 |
| 9-30-1967 | H | Georgia | | 5,5 | L | 17-24 |
| 11-18-1967 | H | NC State | | 10,10 | W | 14-6 |
| 9-27-1969 | H | Georgia | | 7,7 | L | 0-30 |
| 10-11-1969 | A | Auburn | | 20,NR | L | 0-51 |
| 10-3-1970 | A | Georgia Tech | | 15,16 | L | 7-28 |
| 10-10-1970 | H | Auburn | | 9,9 | L | 0-44 |
| 9-25-1971 | H | Georgia | | 14,13 | L | 0-28 |
| 10-9-1971 | N7 | Duke | | 14,15 | W | 3-0 |
| 10-23-1971 | A | Auburn | | 5,5 | L | 13-35 |
| 11-6-1971 | A | North Carolina | | NR,19 | L | 13-26 |
| 9-30-1972 | A | Oklahoma | | 2,2 | L | 3-52 |
| 9-14-1974 | A | Texas A&M | | 20,NR | L | 0-24 |
| 9-21-1974 | A | NC State | | 15,18 | L | 10-31 |
| 9-20-1975 | A | Alabama | | 14,18 | L | 0-56 |
| 9-18-1976 | H | Georgia | | 9,9 | L | 0-41 |
| 11-13-1976 | A | Maryland | | 6,7 | L | 0-20 |
| 9-10-1977 | H | Maryland | | 10,NP | L | 14-21 |
| 9-17-1977 | A | Georgia | | 17,19 | W | 7-6 |
| 11-12-1977 | H | Notre Dame | 15,16 | 5,5 | L | 17-21 |
| 12-30-1977 | N8 | Pittsburgh | 11,10 | 10,9 | L | 3-34 |
| 11-18-1978 | A | Maryland | 12,12 | 11,11 | W | 28-24 |
| 12-29-1978 | N8 | Ohio State | 7,8 | 20,NR | W | 17-15 |
| 11-3-1979 | H | Wake Forest | | 14,14 | W | 31-0 |
| 11-24-1979 | A | South Carolina | 13,13 | 19,NR | L | 9-13 |
| 12-31-1979 | N9 | Baylor | 18,17 | 19,19 | L | 18-24 |
| 9-20-1980 | A | Georgia | | 10,9 | L | 16-20 |
| 11-8-1980 | H | North Carolina | | 14,14 | L | 19-24 |
| 11-22-1980 | H | South Carolina | | 14,15 | W | 27-6 |
| 9-19-1981 | H | Georgia | | 4,4 | W | 13-3 |
| 11-7-1981 | A | North Carolina | 2,3 | 8,9 | W | 10-8 |
| 1-1-1982 | N2 | Nebraska | 1,1 | 4,4 | W | 22-15 |
| 9-6-1982 | A | Georgia | 11,9 | 7,7 | L | 7-13 |
| 11-6-1982 | H | North Carolina | | 13,14 | W | 16-13 |
| 11-13-1982 | A | Maryland | 11,10 | 18,16 | W | 24-22 |
| 9-17-1983 | H | Georgia | | 11,7 | T | 16-16 |
| 11-5-1983 | A | North Carolina | | 10,9 | W | 16-3 |
| 11-12-1983 | H | Maryland | 17,PB | 11,9 | W | 52-27 |
| 9-22-1984 | A | Georgia | 2,PB | 20,17 | L | 23-26 |
| 9-29-1984 | A | Georgia Tech | 13,PB | 20,NR | L | 21-28 |
| 11-24-1984 | H | South Carolina | | 9,9 | L | 21-22 |
| 9-20-1986 | A | Georgia | | 14,10 | W | 31-28 |
| 10-25-1986 | A | NC State | 16,16 | 20,19 | L | 3-27 |
| 12-27-1986 | N8 | Stanford | 21,18 | 20,17 | W | 27-21 |
| 9-19-1987 | H | Georgia | 8,8 | 18,17 | W | 21-20 |
| 11-21-1987 | A | South Carolina | 8,8 | 12,12 | L | 7-20 |
| 1-1-1988 | N10 | Penn State | 14,12 | 20,19 | W | 35-10 |
| 9-17-1988 | H | Florida State | | 3,4 | L | 21-24 |
| 10-15-1988 | H | Duke | 11,12 | 22,24 | W | 49-17 |
| 10-22-1988 | A | NC State | 9,10 | 24,NR | L | 3-10 |
| 11-19-1988 | H | South Carolina | 15,15 | 25,21 | W | 29-10 |

| | | | | | | | | |
|-------------------|----------|-----------------------|--|--------------|--------------|--------------------------|-------------------|--------------|
| 1-2-1989 | N10 | Oklahoma | | 9,13 | 10,11 | W | 13-6 | |
| 9-9-1989 | A | Florida State | | 10,9 | 16,16 | W | 34-23 | |
| 10-21-1989 | H | NC State | | NR,24 | 12,12 | W | 30-10 | |
| 12-30-1989 | N8 | West Virginia | | 14,13 | 17,17 | W | 27-7 | |
| 9-8-1990 | A | Virginia | | 9,10 | 14,13 | L | 7-20 | |
| 10-13-1990 | A | Georgia Tech | | 15,14 | 18,15 | L | 19-21 | |
| 10-27-1990 | H | North Carolina | | 18,17 | NR,24 | W | 20-3 | |
| 1-1-1991 | N11 | Illinois | | 14,11 | 16,17 | W | 30-0 | |
| 9-28-1991 | H | Georgia Tech | | 7,7 | 19,18 | W | 9-7 | |
| 10-26-1991 | H | NC State | | 19,19 | 12,12 | W | 29-19 | |
| 1-1-1992 | N10 | California | | 13,12 | 14,14 | L | 13-37 | |
| 9-12-1992 | H | Florida State | | 15,14 | 5,4 | L | 20-24 | |
| 10-10-1992 | A | Virginia | | 25,22 | 10,10 | W | 29-28 | |
| 10-24-1992 | A | NC State | | 18,15 | 23,23 | L | 6-20 | |
| 11-7-1992 | H | North Carolina | | | 18,18 | W | 40-7 | |
| 9-11-1993 | A | Florida State | | 21,17 | 1,1 | L | 0-57 | |
| 10-2-1993 | H | NC State | | | 24,23 | W | 20-14 | |
| 11-6-1993 | A | North Carolina | | | 16,18 | L | 0-24 | |
| 11-13-1993 | H | Virginia | | | 18,16 | W | 23-14 | |
| 10-15-1994 | A | Duke | | | 25,23 | L | 13-19 | |
| 10-22-1994 | A | Florida State | | | 7,10 | L | 0-17 | |
| 11-5-1994 | A | North Carolina | | | 19,12 | W | 28-17 | |
| 9-9-1995 | H | Florida State | | | 1,1 | L | 26-45 | |
| 9-23-1995 | H | Virginia | | | 11,14 | L | 3-22 | |
| 10-5-1996 | A | Florida State | | | 2,2 | L | 3-34 | |
| 10-19-1996 | H | Georgia Tech | | | 22,24 | W | 28-25 | |
| 11-9-1996 | A | Virginia | | | 15,16 | W | 24-16 | |
| 12-28-1996 | N9 | Louisiana State | | | 17,16 | L | 7-10 | |
| 9-13-1997 | A | NC State | | 19,21 | NR,25 | W | 19-17 | |
| 9-20-1997 | H | Florida State | | 16,15 | 5,5 | L | 28-35 | |
| 11-15-1997 | H | North Carolina | | | 8,9 | L | 10-17 | |
| 1-2-1998 | N9 | Auburn | | | 13,13 | L | 17-21 | |
| 9-19-1998 | A | Virginia | | | 10,10 | L | 18-20 | |
| 10-17-1998 | A | Florida State | | | 6,7 | L | 0-48 | |
| 11-12-1998 | H | Georgia Tech | | | 22,23 | L | 21-24 | |
| 9-11-1999 | H | Virginia | | | 22,19 | W | 33-14 | |
| 9-23-1999 | A | Virginia Tech | | | 8,8 | L | 11-31 | |
| 10-23-1999 | H | Florida State | | | 1,1 | L | 14-17 | |
| 11-13-1999 | A | Georgia Tech | | | 13,14 | L | 42-45 | |
| 12-31-1999 | N9 | Mississippi State | | | 15,16 | L | 7-17 | |
| 11-4-2000 | A | Florida State | | 10,10 | 4,4 | L | 7-54 | |
| 11-18-2000 | H | South Carolina | | 16,14 | 25,NR | W | 16-14 | |
| 1-1-2001 | N8 | Virginia Tech | | 16,13 | 6,5 | L | 20-41 | |
| 9-29-2001 | A | Georgia Tech | | NR,25 | 9,11 | W | 47-44 | |
| 11-3-2001 | H | Florida State | | NR,24 | 14,14 | L | 27-41 | |
| 11-10-2001 | A | Maryland | | | 13,11 | L | 20-37 | |
| 11-17-2001 | A | South Carolina | | | 22,22 | L | 15-20 | |
| 8-31-2002 | A | Georgia | | | 8,12 | L | 28-31 | |
| 10-3-2002 | A | Florida State | | | 11,11 | L | 31-48 | |
| 10-24-2002 | H | NC State | | | 12,9 | L | 6-38 | |
| 11-16-2002 | H | Maryland | | | 19,19 | L | 12-30 | |
| 8-30-2003 | H | Georgia | | | 11,9 | L | 0-30 | |
| 10-11-2003 | H | Virginia | | | 25,24 | W^(OT) | 30-27 | |
| 11-8-2003 | H | Florida State | | | 3,3 | W | 26-10 | |
| 1-2-2004 | N9 | Tennessee | | | 6,7 | W | 27-14 | |
| 9-25-2004 | A | Florida State | | | 8,11 | L | 22-41 | |
| 10-7-2004 | A | Virginia | | | 10,9 | L | 10-30 | |
| 11-6-2004 | A | Miami (Fla.) | | | 11,10 | W ^(OT) | 24-17 | |
| 9-3-2005 | H | Texas A&M | | | 17,17 | W | 25-24 | |
| 9-17-2005 | H | Miami (Fla.) | | 20,23 | 13,13 | L^(3OT) | 30-36 | |
| 9-24-2005 | H | Boston College | | | NR,25 | L^(OT) | 13-16 | |
| 11-12-2005 | H | Florida State | | | 17,16 | W | 35-14 | |
| 11-19-2005 | A | South Carolina | | | 19,21 | W | 13-9 | |
| 9-16-2006 | A | Florida State | | | 9,10 | W | 27-20 | |
| 10-21-2006 | H | Georgia Tech | | 12,12 | 13,13 | W | 31-7 | |
| 9-3-2007 | H | Florida State | | | 19,21 | W | 24-18 | |
| 10-6-2007 | H | Virginia Tech | | | 22,22 | L | 23-41 | |
| 11-17-2007 | H | Boston College | | | 15,16 | 18,18 | L | 17-20 |
| 12-31-2007 | N9 | Auburn | | | 15,16 | 22,21 | L ^(OT) | 20-23 |
| 8-30-2008 | N12 | Alabama | | 9,9 | 24,NR | L | 10-34 | |
| 10-9-2008 | A | Wake Forest | | | 21,21 | L | 7-12 | |
| 11-8-2008 | A | Florida State | | | 24,24 | L | 27-41 | |
| 9-10-2009 | A | Georgia Tech | | | 15,13 | L | 27-30 | |
| 9-26-2009 | H | TCU | | | 15,14 | L | 10-14 | |
| 10-24-2009 | A | Miami (Fla.) | | | 8,9 | W ^(OT) | 40-37 | |
| 12-5-2009 | N13 | Georgia Tech | | 25,NR | 12,12 | L | 34-39 | |
| 9-18-2010 | A | Auburn | | | 16,15 | L ^(OT) | 24-27 | |
| 10-2-2010 | H | Miami (Fla.) | | | 16,17 | L | 21-30 | |
| 11-6-2010 | H | NC State | | | 23,25 | W | 14-13 | |
| 11-27-2 | | | | | | | | |

GAME RESULTS VS. RANKED OPPONENTS



CLEMSON'S DEFENSE LIMITED TEXAS A&M TO 10 POINTS IN ITS WIN IN OVER THE NO. 11 AGGIES IN 2019.

| | | | | | | |
|-------------------|----------|----------------------|--------------|--------------|-------------------|--------------|
| 12-31-2012 | N9 | Louisiana State | 14,13 | 9,7 | W | 25-24 |
| 8-31-2013 | H | Georgia | 8,8 | 5,5 | W | 38-35 |
| 10-19-2013 | H | Florida State | 3,4 | 5,5 | L | 14-51 |
| 11-30-2013 | A | South Carolina | 6,4 | 10,9 | L | 17-31 |
| 1-3-2014 | N2 | Ohio State | 12,11 | 7,6 | W | 40-35 |
| 8-30-2014 | A | Georgia | 16,16 | 12,12 | L | 21-45 |
| 9-20-2014 | A | Florida State | 22,24 | 1,1 | L ^(OT) | 17-23 |
| 11-15-2014 | A | Georgia Tech | 18,17 | 24,23 | L | 6-28 |
| 12-29-2014 | N15 | Oklahoma | 18,18 | NR,24 | W | 40-6 |
| 10-3-2015 | H | Notre Dame | 11,12 | 6,7 | W | 24-22 |
| 11-7-2015 | H | Florida State | 3,6 | 17,15 | W | 23-13 |
| 12-5-2015 | N14 | North Carolina | 1,1 | 8,8 | W | 45-37 |
| 12-31-2015 | N2 | Oklahoma | 1,1 | 4,3 | W | 37-17 |
| 1-11-2016 | N16 | Alabama | 1,1 | 2,2 | L | 40-45 |
| 10-1-2016 | H | Louisville | 5,3 | 3,4 | W | 42-36 |
| 10-29-2016 | A | Florida State | 3,3 | 12,14 | W | 37-34 |
| 12-3-2016 | N17 | Virginia Tech | 3,3 | 19,18 | W | 42-35 |
| 12-31-2016 | N18 | Ohio State | 3,3 | 2,2 | W | 31-0 |
| 1-9-2017 | N19 | Alabama | 3,3 | 1,1 | W | 35-31 |
| 9-9-2017 | H | Auburn | 3,3 | 13,13 | W | 14-6 |
| 9-16-2017 | A | Louisville | 3,2 | 14,14 | W | 47-21 |
| 9-30-2017 | A | Virginia Tech | 2,2 | 12,12 | W | 31-17 |
| 11-4-2017 | A | NC State | 6,5 | 20,20 | W | 38-31 |

| | | | | | | |
|-------------------|----------|----------------------|------------|--------------|----------|-----------------|
| 11-25-2017 | A | South Carolina | 4,3 | *24 | W | 34-10 |
| 12-2-2017 | N14 | Miami (Fla.) | 1,1 | 7,7 | W | 38-3 |
| 1-1-2018 | N5 | Alabama | 1,1 | 4,4 | L | 6-24 |
| 10-20-2018 | H | NC State | 3,3 | 16,15 | W | 41-7 |
| 11-10-2018 | A | Boston College | 2,2 | 17,14 | W | 27-7 |
| 12-29-2018 | N20 | Notre Dame | 2,2 | 3,3 | W | 30-3 |
| 1-7-2019 | N21 | Alabama | 2,2 | 1,1 | W | 44-16 |
| 9-7-2019 | H | Texas A&M | 1,1 | 12,11 | W | 24-10 |
| 12-7-2019 | N14 | Virginia | 3,3 | 22,22 | W | 62-17 |
| 12-28-2019 | N18 | Ohio State | 3,3 | 2,2 | W | 29-23 |
| 1-13-2020 | N22 | Louisiana State | 3,3 | 1,1 | L | 25-42 |
| Total | | | | | | 91-118-2 |

* - CFP ranking; PB - not ranked by UPI due to probation; N1 - Dallas, Texas (Cotton Bowl); A2,N2 - Miami, Fla. (Orange Bowl); N3 - Jacksonville, Fla.; N4 - Mobile, Ala.; N5 - New Orleans, La. (Sugar Bowl); N6 - Houston, Texas (Bluebonnet Bowl); N7 - Norfolk, Va. (Oyster Bowl); N8 - Jacksonville, Fla. (Gator Bowl); N9 - Atlanta, Ga. (Peach/Chick-fil-A Bowl); N10 - Orlando, Fla. (Citrus Bowl); N11 - Tampa, Fla. (Hall of Fame Bowl); N12 - Atlanta, Ga.; N13 - Tampa, Fla. (ACC Championship game); N14 - Charlotte, N.C. (ACC Championship Game); N15 - Orlando, Fla. (Russell Athletic Bowl); N16 - Glendale, Ariz. (CFP National Championship Game); N17 - Orlando, Fla. (ACC Championship Game); N18 - Glendale, Ariz. (Fiesta Bowl); N19 - Tampa, Fla. (CFP National Championship Game); N20 - Arlington, Texas (Cotton Bowl); N21 - Santa Clara, Calif. (CFP National Championship Game); N22 - New Orleans, La. (CFP National Championship Game); Note: Clemson home games in **bold**.

TOP-25 WINS

| Date | Site | Opponent | AP,Coach | Score |
|-------------------|----------|-----------------------|--------------|-----------------------------|
| 1-1-1940 | N1 | Boston College | 11,NP | 6-3 |
| 11-13-1948 | A | Wake Forest | 19,NP | 21-14 |
| 9-30-1950 | A | Missouri | 17,NP | 34-0 |
| 10-28-1950 | A | Wake Forest | 17,NR | 13-12 |
| 1-1-1951 | N2 | Miami (Fla.) | 15,16 | 15-14 |
| 10-9-1954 | N3 | Florida | 14,17 | 14-7 |
| 11-3-1956 | H | Virginia Tech | 16,NR | 21-6 |
| 9-19-1959 | A | North Carolina | 12,NP | 20-18 |
| 12-19-1959 | N4 | TCU | 7,8 | 23-7 |
| 11-18-1967 | H | NC State | 10,10 | 14-6 |
| 10-9-1971 | N5 | Duke | 14,15 | 3-0 |
| 9-17-1977 | A | Georgia | 17,19 | 7-6 |
| 11-18-1978 | A | Maryland | 11,11 | 28-24 |
| 12-30-1978 | N6 | Ohio State | 20,NR | 17-15 |
| 11-3-1979 | H | Wake Forest | 14,14 | 31-0 |
| 11-22-1980 | H | South Carolina | 14,15 | 27-6 |
| 9-19-1981 | H | Georgia | 4,4 | 13-3 |
| 11-7-1981 | A | North Carolina | 8,9 | 10-8 |
| 1-1-1982 | N2 | Nebraska | 4,4 | 22-15 |
| 11-6-1982 | H | North Carolina | 18,13 | 16-13 |
| 11-13-1982 | A | Maryland | 18,16 | 24-22 |
| 11-5-1983 | A | North Carolina | 10,9 | 16-3 |
| 11-12-1983 | H | Maryland | 11,17 | 52-27 |
| 9-20-1986 | A | Georgia | 14,10 | 31-28 |
| 12-27-1986 | N6 | Stanford | 20,17 | 27-21 |
| 9-19-1987 | H | Georgia | 18,17 | 21-20 |
| 1-1-1988 | N7 | Penn State | 20,19 | 35-10 |
| 10-15-1988 | H | Duke | 22,24 | 49-17 |
| 11-19-1988 | H | South Carolina | 25,21 | 29-10 |
| 1-2-1989 | N7 | Oklahoma | 10,11 | 13-6 |
| 9-9-1989 | A | Florida State | 16,16 | 34-23 |
| 10-21-1989 | H | NC State | 12,12 | 30-10 |
| 12-30-1989 | N6 | West Virginia | 17,17 | 27-7 |
| 10-27-1990 | H | North Carolina | NR,24 | 20-3 |
| 1-1-1991 | N8 | Illinois | 16,17 | 30-0 |
| 9-28-1991 | H | Georgia Tech | 19,18 | 9-7 |
| 10-26-1991 | H | NC State | 12,12 | 29-19 |
| 10-10-1992 | A | Virginia | 10,10 | 29-28 |
| 11-7-1992 | H | North Carolina | 18,18 | 40-7 |
| 10-2-1993 | H | NC State | 24,23 | 20-14 |
| 11-13-1993 | H | Virginia | 18,16 | 23-14 |
| 11-5-1994 | A | North Carolina | 19,12 | 28-17 |
| 10-19-1996 | H | Georgia Tech | 22,24 | 28-25 |
| 11-9-1996 | A | Virginia | 15,16 | 24-16 |
| 9-13-1997 | A | NC State | NR,25 | 19-17 |
| 9-11-1999 | H | Virginia | 22,19 | 33-14 |
| 11-18-2000 | H | South Carolina | 25,NR | 16-14 |
| 9-29-2001 | A | Georgia Tech | 9,11 | ^(OT) 47-44 |
| 10-11-2003 | H | Virginia | 25,24 | ^(OT)30-27 |
| 11-8-2003 | H | Florida State | 3,3 | 26-10 |
| 1-2-2004 | N9 | Tennessee | 6,7 | 27-14 |
| 11-6-2004 | A | Miami (Fla.) | 11,10 | ^(OT) 24-17 |
| 9-3-2005 | H | Texas A&M | 17,17 | 25-24 |
| 11-12-2005 | H | Florida State | 17,16 | 35-14 |
| 11-19-2005 | A | South Carolina | 19,21 | 13-9 |
| 9-16-2006 | A | Florida State | 9,10 | 27-20 |
| 10-21-2006 | H | Georgia Tech | 13,13 | 31-7 |
| 9-3-2007 | H | Florida State | 19,21 | 24-18 |
| 10-24-2009 | A | Miami (Fla.) | 8,9 | ^(OT) 40-37 |
| 11-6-2010 | H | NC State | 23,25 | 14-13 |
| 9-17-2011 | H | Auburn | 21,19 | 38-24 |
| 9-24-2011 | H | Florida State | 11,14 | 35-30 |
| 10-1-2011 | A | Virginia Tech | 11,10 | 23-3 |
| 12-3-2011 | N10 | Virginia Tech | 5,3 | 38-10 |
| 9-1-2012 | N9 | Auburn | NR,25 | 26-19 |
| 12-31-2012 | N9 | Louisiana State | 9,7 | 25-24 |
| 8-31-2013 | H | Georgia | 5,5 | 38-35 |

| | | | | |
|-------------------|----------|----------------------|--------------|--------------|
| 1-3-2014 | N11 | Ohio State | 7,6 | 40-35 |
| 12-29-2014 | N7 | Oklahoma | NR,24 | 40-6 |
| 10-3-2015 | H | Notre Dame | 6,7 | 24-22 |
| 11-7-2015 | H | Florida State | 17,15 | 23-13 |
| 12-5-2015 | N10 | North Carolina | 8,8 | 45-37 |
| 12-31-2015 | N11 | Oklahoma | 4,3 | 37-17 |
| 10-1-2016 | H | Louisville | 3,4 | 42-36 |
| 10-29-2016 | A | Florida State | 12,14 | 37-34 |
| 12-2-2016 | N7 | Virginia Tech | 19,18 | 42-35 |
| 12-31-2016 | N12 | Ohio State | 2,2 | 31-0 |
| 1-9-2017 | N8 | Alabama | 1,1 | 35-31 |
| 9-9-2017 | H | Auburn | 13,13 | 14-6 |
| 9-16-2017 | A | Louisville | 14,14 | 47-21 |
| 9-30-2017 | A | Virginia Tech | 12,12 | 31-17 |
| 11-4-2017 | A | NC State | 20,20 | 38-31 |
| 11-25-2017 | A | South Carolina | *24 | 34-10 |
| 12-2-2017 | N10 | Miami (Fla.) | 7,7 | 38-3 |
| 10-20-2018 | H | NC State | 16,15 | 41-7 |
| 11-10-2018 | A | Boston College | 17,14 | 27-7 |
| 12-29-2018 | N13 | Notre Dame | 3,3 | 30-3 |
| 1-7-2019 | N14 | Alabama | 1,1 | 44-16 |
| 9-7-2019 | H | Texas A&M | 12,11 | 24-10 |
| 12-7-2019 | N10 | Virginia | 22,22 | 62-17 |
| 12-28-2019 | N12 | Ohio State | 2,2 | 29-23 |

* - CFP ranking; N1 - Dallas, Texas; N2 - Miami, Fla.; N3 - Jacksonville, Fla.; N4 - Houston, Texas; N5 - Norfolk, Va.; N6 - Jacksonville, Fla.; N7 - Orlando, Fla.; N8 - Tampa, Fla.; N9 - Atlanta, Ga.; N10 - Charlotte, N.C.; N11 - Miami Gardens, Fla.; N12 - Glendale, Ariz.; N13 - Arlington, Texas; N14 - Santa Clara, Calif.; Note: Clemson home games in bold.

HIGHEST-RANKED WINS

| Year | Opponent | Site | Opp. Rk | Score |
|-------------|----------------------|----------|--------------|-----------------------|
| 2016 | Alabama | N7 | 1,1 | 35-31 |
| 2018 | Alabama | N10 | 1,1 | 44-16 |
| 2016 | Ohio State | N8 | 2,2 | 31-0 |
| 2019 | Ohio State | N8 | 2,2 | 29-23 |
| 2003 | Florida State | H | 3,3 | 26-10 |
| 2018 | Notre Dame | N | 3,3 | 30-3 |
| 2016 | Louisville | H | 3,4 | 42-36 |
| 2015 | Oklahoma | N6 | 4,3 | 37-17 |
| 2011 | Virginia Tech | N5 | 5,3 | 38-10 |
| 1981 | Georgia | H | 4,4 | 13-3 |
| 1981 | Nebraska | N1 | 4,4 | 22-15 |
| 2013 | Georgia | H | 5,5 | 38-35 |
| 2003 | Tennessee | N2 | 6,7 | 27-14 |
| 2015 | Notre Dame | H | 6,7 | 24-22 |
| 2013 | Ohio State | N6 | 7,6 | 40-35 |
| 2017 | Miami (Fla.) | N5 | 7,7 | 38-3 |
| 1959 | TCU | N3 | 7,8 | 23-7 |
| 2015 | North Carolina | N5 | 8,8 | 45-37 |
| 2012 | Louisiana State | N2 | 9,7 | 25-24 |
| 1981 | North Carolina | A | 8,9 | 10-8 |
| 2009 | Miami (Fla.) | A | 8,9 | ^(OT) 40-37 |
| 2001 | Georgia Tech | A | 9,11 | ^(OT) 47-44 |
| 2006 | Florida State | A | 9,10 | 27-20 |
| 1983 | North Carolina | A | 10,9 | 16-3 |
| 1967 | NC State | H | 10,10 | 14-6 |
| 1992 | Virginia | A | 10,10 | 29-28 |
| 1988 | Oklahoma | N4 | 10,11 | 13-6 |
| 2004 | Miami (Fla.) | A | 11,10 | ^(OT) 24-17 |
| 2011 | Virginia Tech | A | 11,10 | 23-3 |
| 1986 | Georgia | A | 14,10 | 31-28 |

N1 - Miami, Fla.; N2 - Atlanta, Ga.; N3 - Houston, Texas; N4 - Orlando, Fla.; N5 - Charlotte, N.C.; N6 - Miami Gardens, Fla.; N7 - Tampa, Fla.; N8 - Glendale, Ariz.; N9 - Arlington, Texas; N10 - Santa Clara, Calif.; Note: Rankings by AP and coaches, respectively; Clemson home games in bold.

LARGEST TOP-25 WIN MARGINS

| Year | Opponent | AP,USA | Score | Mar. | Coach |
|-------------|-----------------------|--------------|--------------|------------|---------------------|
| 2019 | Virginia | 22,22 | 62-17 | +45 | Dabo Swinney |
| 2017 | Miami (Fla.) | 7,7 | 38-3 | +35 | Dabo Swinney |
| 1950 | at Missouri | 17,NP | 34-0 | +34 | Frank Howard |
| 2014 | Oklahoma | NR,24 | 40-6 | +34 | Dabo Swinney |
| 2018 | NC State | 16,15 | 41-7 | +34 | Dabo Swinney |
| 1992 | North Carolina | 18,18 | 40-7 | +33 | Ken Hatfield |
| 1988 | Duke | 22,24 | 49-17 | +32 | Danny Ford |
| 1979 | Wake Forest | 14,14 | 31-0 | +31 | Danny Ford |
| 2016 | Ohio State | 2,2 | 31-0 | +31 | Dabo Swinney |
| 1990 | Illinois | 16,17 | 30-0 | +30 | Ken Hatfield |
| 2011 | Virginia Tech | 5,3 | 38-10 | +28 | Dabo Swinney |
| 2018 | Alabama | 1,1 | 44-16 | +28 | Dabo Swinney |
| 2018 | Notre Dame | 3,3 | 30-3 | +27 | Dabo Swinney |
| 2017 | Louisville | 14,14 | 47-21 | +26 | Dabo Swinney |
| 1983 | Maryland | 11,17 | 52-27 | +25 | Danny Ford |
| 1987 | Penn State | 20,19 | 35-10 | +25 | Danny Ford |
| 2006 | Georgia Tech | 13,13 | 31-7 | +24 | Tommy Bowden |
| 2017 | South Carolina | *24 | 34-10 | +24 | Dabo Swinney |
| 1980 | South Carolina | 14,15 | 27-6 | +21 | Danny Ford |
| 2005 | Florida State | 17,16 | 35-14 | +21 | Tommy Bowden |
| 1989 | NC State | 12,12 | 30-10 | +20 | Danny Ford |
| 1989 | West Virginia | 17,17 | 27-7 | +20 | Danny Ford |
| 2011 | at Virginia Tech | 11,10 | 23-3 | +20 | Dabo Swinney |
| 2015 | Oklahoma | 4,3 | 37-17 | +20 | Dabo Swinney |
| 2018 | at Boston College | 17,14 | 27-7 | +20 | Dabo Swinney |

* - CFP ranking; Note: Clemson home games in bold.

RANKED WIN RECORDS

| | |
|--|--|
| Top-25 Wins in a Season | 6 (2017) |
| Top-20 Wins in a Season | 5 (2016, 2017) |
| Top-10 Wins in a Season | 3 (1981, 2015, 2016) |
| Top-5 Wins in a Season | 3 (2016) |
| Wins Over Top-25 Teams in Consecutive Games | 3 (2011, 2016) |
| Wins Over Top-10 Teams in Consecutive Games | 2 (2015, 2016, 2018) |
| Wins Over Top-25 Teams in September | 3 (2017) |
| Best-Ranked Win at Home | No. 3 Florida State in 2003, No. 3 Louisville in 2016 |
| Best-Ranked Win on Road | No. 8 North Carolina in 1981; No. 8 Miami (Fla.) in 2009 |
| Best-Ranked Win at Neutral Site | No. 1 Alabama, CFP National Championship Game, Tampa, Fla. in 2018 No. 1 Alabama, CFP National Championship Game, Santa Clara, Calif. in 2018 |
| Largest Victory Margin Over a Top-25 Team | 45 (62-17 vs. No. 22 Virginia in 2019) |
| Largest Victory Margin Over a Top-10 Team | 35 (38-3 vs. No. 7 Miami (Fla.) in 2017) |
| Largest Victory Margin at Home vs. Top-25 Team | 34 (41-7 vs. No. 15 NC State in 2018) |
| Largest Victory Margin on Road vs. Top-25 Team | 34 (34-0 at No. 17 Missouri in 1950) |
| Largest Victory Margin in a Bowl Game Over a Top-25 Team | 34 (40-6 vs. No. 25 Oklahoma in 2014 Russell Athletic Bowl) |



JUSTYN ROSS HAD THREE RECEPTIONS FOR 94 YARDS IN CLEMSON'S 62-17 WIN OVER NO. 22 VIRGINIA IN THE 2019 ACC CHAMPIONSHIP GAME.

AGAINST ALL COMPETITION

| Team | Home | Away | Neutral | Total |
|-----------------------|--------------|-------------|---------|---------------|
| Alabama | 0-2 | 0-7 | 5-5 | 5-14 |
| Appalachian State | 5-0 | | | 5-0 |
| Army | | 0-1 | | 0-1 |
| Auburn | 7-10-1 | 5-20 | 3-4-1 | 15-34-2 |
| Ball State | 3-0 | | | 3-0 |
| Baylor | | | 0-1 | 0-1 |
| Bingham | 1-0 | | | 1-0 |
| Boston College | 8-3-1 | 9-6-1 | 1-0 | 18-9-2 |
| California | | | 0-1 | 0-1 |
| Camp Hancock | 0-1 | | | 0-1 |
| Camp Sevier | 1-0 | | | 1-0 |
| Central Florida | 1-0 | | | 1-0 |
| Central Michigan | 1-0 | | | 1-0 |
| Centre | 0-1 | 0-2 | | 0-3 |
| Charlotte | 1-0 | | | 1-0 |
| Charlotte "Y" | | 1-0 | | 1-0 |
| Chattanooga | 1-0 | | | 1-0 |
| Citadel, The | 14-1 | 13-1 | 5-3-1 | 32-5-1 |
| Coastal Carolina | 1-0 | | | 1-0 |
| Colorado | | | 1-1 | 1-1 |
| Cumberland | | | 0-0-1 | 0-0-1 |
| Davidson | 6-1-1 | 2-0-3 | 3-4 | 11-5-4 |
| Duke | 20-4-1 | 15-12 | 2-0 | 37-16-1 |
| Duquesne | 3-0 | 1-0 | | 4-0 |
| East Tennessee State | 1-0 | | | 1-0 |
| Elon | 1-0 | | | 1-0 |
| Erskine | 7-1 | | | 7-1 |
| Florida | 0-2 | 1-4-1 | 2-3 | 3-9-1 |
| Florida Atlantic | 1-0 | | | 1-0 |
| Florida State | 8-8 | 5-12 | | 13-20 |
| Fordham | | 0-0-1 | | 0-0-1 |
| Furman | 25-2 | 18-8-4 | | 43-10-4 |
| George Washington | 0-1 | 2-0-1 | 1-0 | 3-1-1 |
| Georgia | 10-9-2 | 7-27-1 | 1-6-1 | 18-42-4 |
| Georgia Pre-Flight | | | 0-1 | 0-1 |

| | | | | |
|----------------------|-------------|----------------|--------|----------------|
| Georgia Southern | 1-0 | | | 1-0 |
| Georgia State | 1-0 | | | 1-0 |
| Georgia Tech | 15-6 | 15-44-2 | 2-1 | 32-51-2 |
| Gordon Military | 4-0 | | | 4-0 |
| Guilford | 1-0 | | | 1-0 |
| Illinois | | | 1-0 | 1-0 |
| Jacksonville N.A.S. | | 0-1 | | 0-1 |
| Kent State | 1-0 | | | 1-0 |
| Kentucky | 1-1 | 2-6 | 2-1 | 5-8 |
| Long Beach State | 1-0 | | | 1-0 |
| Louisiana-Monroe | 1-0 | | | 1-0 |
| Louisiana State | | | 1-3 | 1-3 |
| Louisiana Tech | 2-0 | | 1-0 | 3-0 |
| Louisville | 3-0 | 3-0 | | 6-0 |
| Marshall | 0-1 | | | 0-1 |
| Maryland | 18-13 | 16-13-2 | | 34-26-2 |
| Maryville | 1-0 | | | 1-0 |
| Mercer | 0-1 | 2-0 | 2-2 | 4-3 |
| Miami (Fla.) | 0-2 | 4-3 | 1-1 | 5-6 |
| Middle Tennessee | 2-0 | | | 2-0 |
| Minnesota | | | 0-1 | 0-1 |
| Mississippi | | | 0-1 | 0-1 |
| Mississippi State | 0-0-1 | 1-0 | 0-1 | 1-1-1 |
| Missouri | 1-0 | 1-1 | 1-0 | 3-1 |
| Navy | | 1-0 | | 1-0 |
| Nebraska | | | 1-1 | 1-1 |
| Nevada-Las Vegas | 1-0 | | | 1-0 |
| Newberry | 6-0 | | | 6-0 |
| North Carolina | 19-7 | 16-11-1 | 3-1 | 38-19-1 |
| North Carolina State | 26-11 | 22-16 | 11-1-1 | 59-28-1 |
| North Texas | 1-0 | | | 1-0 |
| Notre Dame | 1-1 | 1-0 | 1-0 | 3-1 |
| Oglethorpe | 0-1 | | | 0-1 |
| Ohio State | | | 4-0 | 4-0 |
| Oklahoma | | 0-2 | 3-0 | 3-2 |
| Pacific | | 0-1 | | 0-1 |

| | | | | |
|----------------------|-------------------|-------------------|----------------|-------------------|
| Penn State | | | 1-0 | 1-0 |
| Pensacola N.A.S. | 1-0 | | | 1-0 |
| Pittsburgh | 0-1 | | 1-1 | 1-2 |
| Port Royal | 1-0 | | | 1-0 |
| Presbyterian College | 32-3-4 | 1-0 | | 33-3-4 |
| Rhodes | | 1-0-1 | | 1-0-1 |
| Rice | 1-0 | 3-3 | | 4-3 |
| Riverside | 1-0 | | | 1-0 |
| Samford | 1-0 | 2-0 | | 3-0 |
| Sewanee | | | 0-1 | 0-1 |
| South Carolina | 19-10-1 | 52-32-3 | | 71-42-4 |
| South Carolina State | 4-0 | | | 4-0 |
| South Florida | | | 0-1 | 0-1 |
| Southern California | | 0-1 | | 0-1 |
| Stanford | | | 1-0 | 1-0 |
| Syracuse | 3-0 | 3-1 | 0-1 | 6-2 |
| Temple | 2-0 | | 1-0 | 3-0 |
| Tennessee | 2-2-1 | 3-9-1 | 1-0 | 6-11-2 |
| Texas A&M | 2-1 | 1-2 | | 3-3 |
| Texas Christian | 1-1 | 0-1 | 1-0 | 2-2 |
| Texas Tech | | | 0-1 | 0-1 |
| Texas-El Paso | 1-0 | | | 1-0 |
| Troy | 2-0 | | | 2-0 |
| Tulane | 1-1 | 3-5 | | 4-6 |
| Utah State | 1-0 | | | 1-0 |
| Vanderbilt | | 1-3 | | 1-3 |
| Villanova | 1-1 | | | 1-1 |
| Virginia | 20-3-1 | 17-5 | 2-0 | 39-8-1 |
| Virginia Military | 1-0 | | 4-5-2 | 5-5-2 |
| Virginia Tech | 9-6-1 | 9-4 | 4-2 | 22-12-1 |
| Wake Forest | 39-7 | 25-10-1 | 3-0 | 67-17-1 |
| West Virginia | | | 1-1 | 1-1 |
| Western Carolina | 5-0 | | | 5-0 |
| Wofford | 9-0 | 4-3 | | 13-3 |
| Totals | 392-126-15 | 288-278-23 | 78-56-7 | 758-460-45 |

Note: **Bold** denotes 2020 opponent.

AGAINST ALL FBS CONFERENCES

AMERICAN ATHLETIC CONFERENCE

| Team | G | W | L | T | CU Pts | Opp. Pts |
|-----------------|-----------|----------|----------|----------|------------|------------|
| Central Florida | 1 | 1 | 0 | 0 | 21 | 13 |
| Navy | 1 | 1 | 0 | 0 | 15 | 7 |
| South Florida | 1 | 0 | 1 | 0 | 26 | 31 |
| Temple | 3 | 3 | 0 | 0 | 137 | 23 |
| Tulane | 10 | 4 | 6 | 0 | 146 | 175 |
| Totals | 16 | 9 | 7 | 0 | 345 | 249 |

ATLANTIC COAST CONFERENCE

| Team | G | W | L | T | CU Pts | Opp. Pts |
|-----------------------|------------|------------|------------|-----------|---------------|-------------|
| Boston College | 29 | 18 | 9 | 2 | 737 | 470 |
| Duke | 54 | 37 | 16 | 1 | 1354 | 842 |
| Florida State | 33 | 13 | 20 | 0 | 758 | 982 |
| Georgia Tech | 85 | 32 | 51 | 2 | 1568 | 1755 |
| Louisville | 6 | 6 | 0 | 0 | 254 | 117 |
| Miami (Fla.) | 11 | 5 | 6 | 0 | 239 | 218 |
| North Carolina | 58 | 38 | 19 | 1 | 1265 | 1034 |
| North Carolina State | 88 | 59 | 28 | 1 | 1799 | 1350 |
| Pittsburgh | 3 | 1 | 2 | 0 | 87 | 87 |
| Syracuse | 8 | 6 | 2 | 0 | 248 | 144 |
| Virginia | 48 | 39 | 8 | 1 | 1303 | 699 |
| Virginia Tech | 35 | 22 | 12 | 1 | 670 | 527 |
| Wake Forest | 85 | 67 | 17 | 1 | 2219 | 1132 |
| Totals | 543 | 343 | 190 | 10 | 12,501 | 9357 |

BIG TEN CONFERENCE

| Team | G | W | L | T | CU Pts | Opp. Pts |
|---------------|-----------|-----------|-----------|----------|-------------|-------------|
| Illinois | 1 | 1 | 0 | 0 | 30 | 0 |
| Maryland | 62 | 34 | 26 | 2 | 1300 | 1126 |
| Minnesota | 1 | 0 | 1 | 0 | 13 | 20 |
| Nebraska | 2 | 1 | 1 | 0 | 43 | 41 |
| Ohio State | 4 | 4 | 0 | 0 | 117 | 73 |
| Penn State | 1 | 1 | 0 | 0 | 35 | 10 |
| Totals | 71 | 41 | 28 | 2 | 1538 | 1270 |

BIG 12 CONFERENCE

| Team | G | W | L | T | CU Pts | Opp. Pts |
|-----------------|-----------|----------|----------|----------|------------|------------|
| Baylor | 1 | 0 | 1 | 0 | 18 | 24 |
| Oklahoma | 5 | 3 | 2 | 0 | 107 | 112 |
| Texas Christian | 4 | 2 | 2 | 0 | 46 | 35 |
| Texas Tech | 1 | 0 | 1 | 0 | 15 | 55 |
| West Virginia | 2 | 1 | 1 | 0 | 60 | 77 |
| Totals | 13 | 6 | 7 | 0 | 236 | 303 |

CONFERENCE USA

| Team | G | W | L | T | CU Pts | Opp. Pts |
|------------------|-----------|-----------|----------|----------|------------|------------|
| Charlotte | 1 | 1 | 0 | 0 | 52 | 10 |
| Florida Atlantic | 1 | 1 | 0 | 0 | 54 | 6 |
| Louisiana Tech | 3 | 3 | 0 | 0 | 133 | 37 |
| Marshall | 1 | 0 | 1 | 0 | 10 | 13 |
| Middle Tennessee | 2 | 2 | 0 | 0 | 74 | 28 |
| North Texas | 1 | 1 | 0 | 0 | 35 | 10 |
| Rice | 7 | 4 | 3 | 0 | 102 | 107 |
| Texas-El Paso | 1 | 1 | 0 | 0 | 39 | 7 |
| Totals | 17 | 13 | 4 | 0 | 499 | 218 |

MID-AMERICAN CONFERENCE

| Team | G | W | L | T | CU Pts | Opp. Pts |
|------------------|----------|----------|----------|----------|------------|-----------|
| Ball State | 3 | 3 | 0 | 0 | 106 | 44 |
| Central Michigan | 1 | 1 | 0 | 0 | 70 | 14 |
| Kent State | 1 | 1 | 0 | 0 | 56 | 3 |
| Totals | 5 | 5 | 0 | 0 | 232 | 61 |

MOUNTAIN WEST CONFERENCE

| Team | G | W | L | T | CU Pts | Opp. Pts |
|------------------|----------|----------|----------|----------|-----------|-----------|
| Nevada-Las Vegas | 1 | 1 | 0 | 0 | 24 | 14 |
| Utah State | 1 | 1 | 0 | 0 | 35 | 6 |
| Totals | 2 | 2 | 0 | 0 | 59 | 20 |

PACIFIC-12 CONFERENCE

| Team | G | W | L | T | CU Pts | Opp. Pts |
|---------------------|----------|----------|----------|----------|-----------|------------|
| California | 1 | 0 | 1 | 0 | 13 | 37 |
| Colorado | 2 | 1 | 1 | 0 | 40 | 37 |
| Southern California | 1 | 0 | 1 | 0 | 0 | 30 |
| Stanford | 1 | 1 | 0 | 0 | 27 | 21 |
| Totals | 5 | 2 | 3 | 0 | 80 | 125 |

SOUTHEASTERN CONFERENCE

| Team | G | W | L | T | CU Pts | Opp. Pts |
|-------------------|------------|------------|------------|-----------|-------------|-------------|
| Alabama | 19 | 5 | 14 | 0 | 257 | 506 |
| Auburn | 51 | 15 | 34 | 2 | 534 | 1000 |
| Florida | 13 | 3 | 9 | 1 | 161 | 313 |
| Georgia | 64 | 18 | 42 | 4 | 769 | 1234 |
| Kentucky | 13 | 5 | 8 | 0 | 163 | 206 |
| Louisiana State | 4 | 1 | 3 | 0 | 57 | 83 |
| Mississippi | 2 | 0 | 2 | 0 | 7 | 39 |
| Mississippi State | 3 | 1 | 1 | 1 | 35 | 31 |
| Missouri | 4 | 3 | 1 | 0 | 144 | 70 |
| South Carolina | 117 | 71 | 42 | 4 | 2402 | 1652 |
| Tennessee | 19 | 6 | 11 | 2 | 154 | 269 |
| Texas A&M | 6 | 3 | 3 | 0 | 98 | 141 |
| Vanderbilt | 4 | 1 | 3 | 0 | 32 | 111 |
| Totals | 319 | 132 | 173 | 14 | 4813 | 5655 |

SUN BELT CONFERENCE

| Team | G | W | L | T | CU Pts | Opp. Pts |
|-------------------|----------|----------|----------|----------|------------|-----------|
| Appalachian State | 5 | 5 | 0 | 0 | 186 | 29 |
| Georgia Southern | 1 | 1 | 0 | 0 | 38 | 7 |
| Georgia State | 1 | 1 | 0 | 0 | 28 | 0 |
| Louisiana-Monroe | 1 | 1 | 0 | 0 | 49 | 26 |
| Troy | 2 | 2 | 0 | 0 | 73 | 43 |
| Totals | 9 | 9 | 0 | 0 | 333 | 95 |

INDEPENDENT PROGRAMS

| Team | G | W | L | T | CU Pts | Opp. Pts |
|-------------------|----------|----------|----------|----------|-----------|-----------|
| Army | 1 | 0 | 1 | 0 | 6 | 21 |
| Notre Dame | 4 | 3 | 1 | 0 | 87 | 56 |
| Totals | 5 | 3 | 2 | 0 | 93 | 77 |

Note: **Bold** denotes 2020 opponent.

GAME RESULTS VS. 2020 OPPONENTS

BOSTON COLLEGE (18-9-2)

| Year | CU | BOC | Rank | Site | W-L | CU | BOC |
|--------|-------|-------|-------|------|--------------------|-----|-----|
| 1939 | 8-1 | 9-1 | 12/11 | N1 | W | 6 | 3 |
| 1941 | 3-0 | 1-1 | | A2 | W | 26 | 13 |
| 1942 | 1-1-1 | 1-0 | | A2 | L | 7 | 14 |
| 1947 | 1-0 | 0-0 | | A3 | L | 22 | 32 |
| 1948 | 4-0 | 2-2-1 | 13/- | A3 | W | 26 | 19 |
| 1949 | 2-3-1 | 1-4-1 | | H | L | 27 | 40 |
| 1950 | 5-0-1 | 0-6-1 | 13/- | A3 | W | 35 | 14 |
| 1951 | 4-2 | 1-5 | | H | W | 21 | 2 |
| 1952 | 1-4 | 3-1-1 | | A3 | W | 13 | 0 |
| 1953 | 1-0 | 0-0 | | A2 | T | 14 | 14 |
| 1958 | 6-2 | 6-2 | 16/- | H | W | 34 | 12 |
| 1960 | 5-3 | 2-5-1 | | A | L | 14 | 25 |
| 1982 | 0-1 | 1-0 | 16/- | H | T | 17 | 17 |
| 1983 | 1-0 | 1-0 | | A | L | 16 | 31 |
| 2005 | 2-1 | 2-1 | | H | L ^(OT) | 13 | 16 |
| 2006 | 1-0 | 1-0 | 18/- | A | L ^(2OT) | 33 | 34 |
| 2007 | 8-2 | 8-2 | 15/18 | H | L | 17 | 20 |
| 2008 | 3-4 | 5-2 | | A | W | 27 | 21 |
| 2009 | 1-1 | 2-0 | | H | W | 25 | 7 |
| 2010 | 4-3 | 2-5 | | A | L | 10 | 16 |
| 2011 | 5-0 | 1-4 | 8/- | H | W | 36 | 14 |
| 2012 | 3-1 | 1-2 | 17/- | A | W | 45 | 31 |
| 2013 | 5-0 | 3-2 | 3/- | H | W | 24 | 14 |
| 2014 | 4-2 | 4-2 | 24/- | A | W | 17 | 13 |
| 2015 | 5-0 | 3-3 | 5/- | H | W | 34 | 17 |
| 2016 | 5-0 | 3-2 | 3/- | A | W | 56 | 10 |
| 2017 | 3-0 | 1-2 | 2/- | H | W | 34 | 7 |
| 2018 | 9-0 | 7-2 | 2/17 | A | W | 27 | 7 |
| 2019 | 7-0 | 4-3 | 4/- | H | W | 59 | 7 |
| Totals | | | | | | 735 | 470 |

N1 - Dallas, Texas; A2 - Fenway Park; A3 - Braves Field

FLORIDA STATE (13-20)

| Year | CU | FSU | Rank | Site | W-L | CU | FSU |
|------|-------|-----|-------|------|-----|----|-----|
| 1970 | 3-5 | 4-3 | | A | L | 13 | 38 |
| 1975 | 1-6 | 1-6 | | H | L | 7 | 43 |
| 1976 | 1-4-2 | 2-5 | | A | W | 15 | 12 |
| 1988 | 2-0 | 1-1 | 3/10 | H | L | 21 | 24 |
| 1989 | 1-0 | 0-1 | 10/16 | A | W | 34 | 23 |
| 1992 | 1-0 | 1-0 | 15/5 | H | L | 20 | 24 |
| 1993 | 1-0 | 2-0 | 21/1 | A | L | 0 | 57 |
| 1994 | 2-4 | 4-1 | -/7 | A | L | 0 | 17 |

| Year | CU | BOC | Rank | Site | W-L | CU | BOC |
|--------|-----|-----|-------|------|-------------------|-----|-----|
| 1995 | 1-0 | 1-0 | -/1 | H | L | 26 | 45 |
| 1996 | 2-2 | 3-0 | -/2 | A | L | 3 | 34 |
| 1997 | 2-0 | 2-0 | 16/5 | H | L | 28 | 35 |
| 1998 | 2-4 | 5-1 | -/16 | A | L | 0 | 48 |
| 1999 | 3-3 | 7-0 | -/1 | H | L | 14 | 17 |
| 2000 | 8-1 | 8-1 | 10/4 | A | L | 7 | 54 |
| 2001 | 5-2 | 5-2 | -/14 | H | L | 27 | 41 |
| 2002 | 3-1 | 4-1 | -/11 | A | L | 31 | 48 |
| 2003 | 5-4 | 8-1 | -/3 | H | W | 26 | 10 |
| 2004 | 1-2 | 1-1 | -/8 | A | L | 22 | 41 |
| 2005 | 5-4 | 7-2 | -/17 | H | W | 35 | 14 |
| 2006 | 1-1 | 2-0 | -/9 | A | W | 27 | 20 |
| 2007 | 0-0 | 0-0 | -/19 | H | W | 24 | 18 |
| 2008 | 4-4 | 6-2 | -/24 | A | L | 27 | 41 |
| 2009 | 5-3 | 4-4 | | H | W | 40 | 24 |
| 2010 | 5-4 | 6-3 | | A | L | 13 | 16 |
| 2011 | 3-0 | 2-1 | 21/11 | H | W | 35 | 30 |
| 2012 | 3-0 | 3-0 | 10/4 | A | L | 37 | 49 |
| 2013 | 6-0 | 5-0 | 3/5 | H | L | 14 | 51 |
| 2014 | 1-1 | 2-0 | 22/1 | A | L ^(OT) | 17 | 23 |
| 2015 | 8-0 | 7-1 | 1/16 | H | W | 23 | 13 |
| 2016 | 7-0 | 5-2 | 3/12 | A | W | 37 | 34 |
| 2017 | 8-1 | 3-5 | 4/- | H | W | 31 | 14 |
| 2018 | 7-0 | 4-3 | 2/- | A | W | 59 | 10 |
| 2019 | 5-0 | 3-2 | 2/- | H | W | 45 | 14 |
| Totals | | | | | | 758 | 982 |

GEORGIA TECH (32-51-2)

| Year | CU | GAT | Rank | Site | W-L | CU | GAT |
|------|-------|-------|------|------|-----|----|-----|
| 1898 | 2-1 | 0-1 | | N1 | W | 23 | 0 |
| 1899 | 3-2 | 0-3 | | N2 | W | 41 | 5 |
| 1902 | 1-0 | 0-1 | | A | W | 44 | 5 |
| 1903 | 1-0 | 0-0 | | A | W | 73 | 0 |
| 1904 | 2-2 | 5-1 | | A | T | 11 | 11 |
| 1905 | 3-1-1 | 1-0 | | A | L | 10 | 17 |
| 1906 | 3-0-3 | 4-2 | | A | W | 10 | 0 |
| 1907 | 3-4 | 3-4 | | A | W | 6 | 5 |
| 1908 | 1-5 | 5-3 | | A | L | 6 | 30 |
| 1909 | 6-2 | 6-2 | | A | L | 3 | 29 |
| 1910 | 4-2-1 | 4-3 | | A | L | 0 | 34 |
| 1911 | 3-4 | 5-2-1 | | A | L | 0 | 31 |
| 1912 | 4-3 | 4-3-1 | | A | L | 0 | 23 |
| 1913 | 4-3 | 6-2 | | A | L | 0 | 34 |
| 1914 | 5-2-1 | 5-2 | | A | L | 6 | 26 |

| Year | CU | BOC | Rank | Site | W-L | CU | BOC |
|------|-------|-------|-------|------|-----|----|-----|
| 1918 | 1-0 | 0-0 | | A | L | 0 | 28 |
| 1919 | 2-0 | 3-0 | | A | L | 0 | 28 |
| 1920 | 3-3-1 | 5-1 | | A | L | 0 | 7 |
| 1921 | 1-3-1 | 5-1 | | A | L | 7 | 48 |
| 1922 | 3-1 | 4-2 | | A | L | 7 | 21 |
| 1932 | 1-0 | 0-0 | | A | L | 14 | 32 |
| 1933 | 0-0-1 | 0-0 | | A | L | 2 | 39 |
| 1934 | 1-0 | 0-0 | | A | L | 7 | 12 |
| 1936 | 3-3 | 3-1-1 | | A | W | 14 | 13 |
| 1937 | 3-3 | 4-2 | | A | L | 0 | 7 |
| 1943 | 2-5 | 5-3 | -/15 | A | L | 6 | 41 |
| 1944 | 1-0 | 0-0 | | A | L | 0 | 51 |
| 1945 | 5-2-1 | 4-4 | | A | W | 21 | 7 |
| 1953 | 2-3-1 | 5-1-1 | -/6 | A | L | 7 | 20 |
| 1958 | 5-1 | 4-2-1 | 17/- | A | L | 0 | 13 |
| 1959 | 2-0 | 2-0 | 6/7 | A | L | 6 | 16 |
| 1962 | 0-0 | 0-0 | | A | L | 9 | 26 |
| 1963 | 0-1 | 1-0 | -/9 | A | L | 0 | 27 |
| 1964 | 1-1 | 2-0 | | A | L | 7 | 14 |
| 1965 | 2-0 | 0-1-1 | | A | L | 6 | 38 |
| 1966 | 1-0 | 2-0 | -/9 | A | L | 12 | 13 |
| 1967 | 1-1 | 2-0 | | A | L | 0 | 10 |
| 1968 | 0-1-1 | 1-1 | | A | L | 21 | 24 |
| 1969 | 1-1 | 2-0 | | A | W | 21 | 10 |
| 1970 | 2-1 | 3-0 | -/15 | A | L | 7 | 28 |
| 1971 | 0-2 | 1-2 | | A | L | 14 | 24 |
| 1972 | 1-2 | 2-1-1 | | A | L | 9 | 31 |
| 1973 | 1-1 | 0-2 | | A | L | 21 | 29 |
| 1974 | 0-2 | 1-2 | | H | W | 21 | 17 |
| 1975 | 0-2 | 1-1 | | A | L | 28 | 33 |
| 1976 | 1-1 | 0-2 | | A | T | 24 | 24 |
| 1977 | 1-1 | 1-1 | | A | W | 31 | 14 |
| 1983 | 1-1-1 | 0-2 | | H | W | 41 | 14 |
| 1984 | 2-1 | 2-2 | 13/20 | A | L | 21 | 28 |
| 1985 | 1-1 | 1-1 | | H | L | 3 | 14 |
| 1986 | 1-1 | 1-0-1 | | A | W | 27 | 3 |
| 1987 | 3-0 | 1-1 | 9/- | H | W | 33 | 12 |
| 1988 | 2-1 | 1-1 | 12/- | A | W | 30 | 13 |
| 1989 | 5-1 | 1-3 | 14/- | H | L | 14 | 30 |
| 1990 | 5-1 | 4-0 | 15/18 | A | L | 19 | 21 |
| 1991 | 2-0 | 2-1 | 7/19 | H | W | 9 | 7 |
| 1992 | 1-1 | 1-0 | 16/- | A | L | 16 | 20 |
| 1993 | 1-1 | 2-0 | | H | W | 16 | 13 |
| 1994 | 4-5 | 1-7 | | H | W | 20 | 10 |

THE TIGERS HAVE
BEATEN GEORGIA TECH
FIVE TIMES IN A ROW.



GAME RESULTS VS. 2020 OPPONENTS



THE TIGERS LAST PLAYED VIRGINIA IN THE 2019 ACC CHAMPIONSHIP GAME AND HAVE NOT HOSTED THE CAVALIERS SINCE 2009.

| Year | CU | UND | Rank | Site | W-L | CU | UND |
|---------------|-----|------|-------|------|-------------------|-------------|-------------|
| 1995 | 4-3 | 4-3 | | A | W | 24 | 3 |
| 1996 | 3-3 | 4-1 | -22 | H | W | 28 | 25 |
| 1997 | 2-1 | 1-1 | 17/- | A | L | 20 | 23 |
| 1998 | 2-7 | 6-2 | -22 | H | L | 21 | 24 |
| 1999 | 5-4 | 6-2 | -13 | A | L | 42 | 45 |
| 2000 | 8-0 | 5-2 | 5/- | H | L | 28 | 31 |
| 2001 | 2-1 | 3-0 | -9 | A | W ^(OT) | 47 | 44 |
| 2002 | 1-1 | 2-0 | | H | W | 24 | 19 |
| 2003 | 2-1 | 1-2 | | A | W | 39 | 3 |
| 2004 | 1-0 | 1-0 | 20/- | H | L | 24 | 28 |
| 2005 | 4-3 | 4-2 | | A | L | 9 | 10 |
| 2006 | 6-1 | 5-1 | 12/13 | H | W | 31 | 7 |
| 2007 | 4-0 | 2-2 | 13/- | A | L | 3 | 13 |
| 2008 | 3-3 | 5-1 | | H | L | 17 | 21 |
| 2009 | 1-0 | 1-0 | -15 | A | L | 27 | 30 |
| | 8-4 | 10-2 | 25/12 | N3 | L | 34 | 39 |
| 2010 | 3-3 | 5-2 | | H | W | 27 | 13 |
| 2011 | 8-0 | 6-2 | 6/- | A | L | 17 | 31 |
| 2012 | 4-1 | 2-3 | 15/- | H | W | 47 | 31 |
| 2013 | 8-1 | 6-3 | 8/- | H | W | 55 | 31 |
| 2014 | 7-2 | 8-2 | 18/24 | A | L | 6 | 28 |
| 2015 | 4-0 | 2-3 | 6/- | H | W | 43 | 24 |
| 2016 | 3-0 | 3-0 | 5/- | A | W | 26 | 7 |
| 2017 | 6-1 | 4-2 | 7/- | H | W | 24 | 10 |
| 2018 | 3-0 | 1-2 | 3/- | A | W | 49 | 21 |
| 2019 | 0-0 | 0-0 | 1/- | H | W | 52 | 14 |
| Totals | | | | | | 1568 | 1755 |

N1 - Augusta, Ga.; N2 - Greenville, S.C.; N3 - Tampa, Fla.

MIAMI (FLA.) (5-6)

| Year | CU | MIA | Rank | Site | W-L | CU | MIA |
|---------------|-------|-------|-------|------|--------------------|------------|------------|
| 1945 | 3-1-1 | 4-1 | | A | L | 6 | 7 |
| 1950 | 8-0-1 | 9-0-1 | 10/15 | A | W | 15 | 14 |
| 1951 | 7-2 | 7-3 | 19/- | N1 | L | 0 | 14 |
| 1953 | 1-1-1 | 1-1 | | A | L | 7 | 39 |
| 1956 | 5-0-2 | 4-1-1 | 12/8 | A | L | 0 | 21 |
| 2004 | 4-4 | 6-1 | -11 | A | W ^(OT) | 24 | 17 |
| 2005 | 2-0 | 0-1 | 20/13 | H | L ^(30T) | 30 | 36 |
| 2009 | 3-3 | 5-1 | -8 | A | W ^(OT) | 40 | 37 |
| 2010 | 2-1 | 2-1 | -16 | H | L | 21 | 30 |
| 2015 | 6-0 | 4-2 | 6/- | A | W | 58 | 0 |
| 2017 | 11-1 | 10-1 | 1/7 | N2 | W | 38 | 3 |
| Totals | | | | | | 239 | 218 |

N1 - Jacksonville, Fla.; N2 - Charlotte, N.C.

NOTRE DAME (3-1)

| Year | CU | UND | Rank | Site | W-L | CU | UND |
|---------------|-------|------|------|------|-----|-----------|-----------|
| 1977 | 7-1-1 | 7-1 | 15/5 | H | L | 17 | 21 |
| 1979 | 7-2 | 6-3 | 14/- | A | W | 16 | 10 |
| 2015 | 3-0 | 4-0 | 12/6 | H | W | 24 | 22 |
| 2018 | 13-0 | 12-0 | 2/3 | N1 | W | 30 | 3 |
| Totals | | | | | | 87 | 56 |

N1 - Arlington, Texas

PITTSBURGH (1-2)

| Year | CU | PIT | Rank | Site | W-L | CU | PIT |
|---------------|-------|-------|-------|------|-----|-----------|-----------|
| 1977 | 8-2-1 | 8-2-1 | 11/10 | N1 | L | 3 | 34 |
| 2016 | 9-0 | 5-4 | 3/- | H | L | 42 | 43 |
| 2018 | 12-0 | 7-5 | 2/- | N2 | W | 42 | 10 |
| Totals | | | | | | 87 | 87 |

N1 - Jacksonville, Fla.; N2 - Charlotte, N.C.

SYRACUSE (6-2)

| Year | CU | SYR | Rank | Site | W-L | CU | SYR |
|---------------|-----|-----|------|------|-----|------------|------------|
| 1995 | 8-3 | 8-3 | 23/- | N1 | L | 0 | 41 |
| 2013 | 4-0 | 2-2 | 3/- | A | W | 49 | 14 |
| 2014 | 5-2 | 3-4 | 21/- | H | W | 16 | 6 |
| 2015 | 9-0 | 3-6 | 1/- | A | W | 37 | 27 |
| 2016 | 8-0 | 4-4 | 2/- | H | W | 54 | 0 |
| 2017 | 6-0 | 3-3 | 2/- | A | L | 24 | 27 |
| 2018 | 4-0 | 4-0 | 3/- | H | W | 27 | 23 |
| 2019 | 2-0 | 1-1 | 1/- | A | W | 41 | 6 |
| Totals | | | | | | 248 | 144 |

N1 - Jacksonville, Fla.

VIRGINIA (39-8-1)

| Year | CU | UVA | Rank | Site | W-L | CU | UVA |
|------|-------|-------|------|------|-----|----|-----|
| 1955 | 1-0 | 0-0 | | A | W | 20 | 7 |
| 1956 | 5-1-2 | 3-6 | | H | W | 7 | 0 |
| 1957 | 1-2 | 1-1-1 | | A | W | 20 | 6 |
| 1958 | 0-0 | 0-0 | 18/- | H | W | 20 | 15 |
| 1959 | 1-0 | 0-1 | 5/- | A | W | 47 | 0 |
| 1960 | 2-0 | 0-2 | 8/- | H | W | 21 | 7 |
| 1963 | 0-4-1 | 1-3-1 | | A | W | 35 | 0 |
| 1964 | 2-4 | 3-3 | | H | W | 29 | 7 |
| 1965 | 1-0 | 0-1 | | A | W | 20 | 14 |
| 1966 | 0-0 | 1-0 | | H | W | 40 | 35 |
| 1969 | 0-0 | 0-0 | | A | W | 21 | 14 |
| 1970 | 1-0 | 1-0 | | H | W | 27 | 17 |

| | | | | | | | |
|---------------|-------|-------|-------|----|-------------------|-------------|------------|
| 1971 | 1-3 | 1-4 | | N1 | W | 32 | 15 |
| 1972 | 1-4 | 3-3 | | H | W | 37 | 21 |
| 1973 | 1-3 | 1-3-1 | | H | W | 32 | 27 |
| 1974 | 5-4 | 4-5 | | H | W | 28 | 9 |
| 1977 | 3-1 | 0-4 | | H | W | 31 | 0 |
| 1978 | 3-1 | 1-4 | | A | W | 30 | 14 |
| 1979 | 2-1 | 3-1 | | H | W | 17 | 7 |
| 1980 | 3-1 | 2-2 | | A | W | 27 | 24 |
| 1981 | 4-0 | 0-4 | 9/- | H | W | 27 | 0 |
| 1982 | 2-1-1 | 0-4 | | A | W | 48 | 0 |
| 1983 | 2-1-1 | 4-1 | | H | W | 42 | 21 |
| 1984 | 1-0 | 0-0 | 3/- | A | W | 55 | 0 |
| 1985 | 1-3 | 3-1 | | H | W | 27 | 24 |
| 1986 | 3-1 | 2-3 | 20/- | A | W | 31 | 17 |
| 1987 | 4-0 | 3-2 | 8/- | H | W | 38 | 21 |
| 1988 | 3-1 | 2-2 | 11/- | A | W | 10 | 7 |
| 1989 | 4-1 | 4-1 | 15/- | H | W | 34 | 20 |
| 1990 | 1-0 | 1-0 | 9/14 | A | L | 7 | 20 |
| 1991 | 3-1 | 3-2 | 18/- | H | T | 20 | 20 |
| 1992 | 2-2 | 5-0 | 25/10 | A | W | 29 | 28 |
| 1993 | 6-3 | 7-2 | -18 | H | W | 23 | 14 |
| 1994 | 1-1 | 1-1 | | A | L | 6 | 9 |
| 1995 | 2-1 | 3-1 | -11 | H | L | 3 | 22 |
| 1996 | 5-3 | 6-2 | -15 | A | W | 24 | 16 |
| 1997 | 3-2 | 2-2 | | H | L | 7 | 21 |
| 1998 | 1-1 | 2-0 | -10 | A | L | 18 | 20 |
| 1999 | 0-1 | 1-0 | -19 | H | W | 33 | 14 |
| 2000 | 3-0 | 2-1 | 11/- | A | W | 31 | 10 |
| 2001 | 2-0 | 1-1 | 19/- | H | L | 24 | 26 |
| 2002 | 3-2 | 4-2 | | A | L | 17 | 22 |
| 2003 | 3-2 | 4-1 | -25 | H | W ^(OT) | 30 | 27 |
| 2004 | 1-3 | 4-0 | -10 | A | L | 10 | 30 |
| 2008 | 5-5 | 5-5 | | A | W | 13 | 3 |
| 2009 | 7-3 | 3-7 | 18/- | H | W | 34 | 21 |
| 2013 | 7-1 | 2-6 | 9/- | A | W | 59 | 10 |
| 2019 | 12-0 | 9-3 | 3/22 | N2 | W | 62 | 17 |
| Totals | | | | | | 1303 | 699 |

N1 - Richmond, Va.; N2 - Charlotte, N.C.

VIRGINIA TECH (22-12-1)

| Year | CU | VAT | Rank | Site | W-L | CU | VAT |
|------|-------|-------|------|------|-----|----|-----|
| 1900 | 4-0 | 3-1-1 | | N1 | W | 12 | 5 |
| 1901 | 2-0-1 | 3-1 | | N2 | L | 11 | 17 |
| 1906 | 0-0 | 2-0 | | H | T | 0 | 0 |

GAME RESULTS VS. 2020 OPPONENTS

| | | | | | | | |
|---------------|-------|-------|-------|----|---|------------|------------|
| 1908 | 1-0 | 1-0 | | H | L | 0 | 6 |
| 1909 | 1-0 | 0-0 | | A | L | 0 | 6 |
| 1923 | 2-1-1 | 3-2 | | A | L | 6 | 25 |
| 1924 | 2-2 | 3-0-2 | | H | L | 6 | 50 |
| 1935 | 1-0 | 1-0 | | A | W | 28 | 7 |
| 1936 | 1-0 | 1-0 | | H | W | 20 | 0 |
| 1945 | 3-2-1 | 1-4 | | H | W | 35 | 0 |
| 1946 | 1-4 | 1-2-2 | | A | W | 14 | 7 |
| 1954 | 1-1 | 2-0 | | H | L | 7 | 18 |
| 1955 | 5-1 | 4-2-1 | | N3 | W | 21 | 16 |
| 1956 | 4-0-1 | 6-1 | 13/15 | H | W | 21 | 6 |
| 1960 | 1-0 | 1-1 | 7/- | H | W | 13 | 7 |
| 1977 | 2-1 | 0-2 | | A | W | 31 | 13 |
| 1978 | 2-1 | 2-2 | | H | W | 38 | 7 |
| 1979 | 3-1 | 3-2 | | A | W | 21 | 0 |
| 1980 | 2-1 | 4-0 | | H | W | 13 | 10 |
| 1984 | 6-2 | 7-2 | | H | W | 17 | 10 |
| 1985 | 0-0 | 0-2 | | A | W | 20 | 17 |
| 1986 | 0-0 | 0-1 | | H | L | 14 | 20 |
| 1987 | 1-0 | 0-0 | 10/- | A | W | 22 | 10 |
| 1988 | 0-0 | 0-0 | 4/- | H | W | 40 | 7 |
| 1989 | 2-0 | 1-0-1 | 7/- | A | W | 27 | 7 |
| 1998 | 1-0 | 1-0 | | H | L | 0 | 37 |
| 1999 | 1-1 | 2-0 | -/8 | A | L | 11 | 31 |
| 2000 | 9-2 | 10-1 | 16/6 | N4 | L | 20 | 41 |
| 2006 | 7-1 | 5-2 | 10/- | A | L | 7 | 24 |
| 2007 | 4-1 | 4-1 | 22/15 | H | L | 23 | 41 |
| 2011 | 4-0 | 4-0 | 13/11 | A | W | 23 | 3 |
| | 9-3 | 11-1 | 21/5 | N1 | W | 38 | 10 |
| 2012 | 5-1 | 4-3 | 14/- | H | W | 38 | 17 |
| 2016 | 11-1 | 9-3 | 3/- | N5 | W | 42 | 35 |
| 2017 | 4-0 | 4-0 | 2/12 | A | W | 31 | 17 |
| Totals | | | | | | 670 | 527 |

N1 - Charlotte, N.C.; N2 - Columbia, S.C.; N3 - Roanoke, Va.; N4 - Jacksonville, Fla.; N5 - Orlando, Fla.

WAKE FOREST (67-17-1)

| Year | CU | WFU | Rank | Site | W-L | CU | WFU |
|------|-------|-------|------|------|-----|----|-----|
| 1933 | 1-3-2 | 0-2-1 | | N1 | W | 13 | 0 |
| 1935 | 2-0 | 0-3 | | H | W | 13 | 7 |
| 1936 | 2-2 | 2-1 | | A | L | 0 | 6 |
| 1937 | 2-3 | 1-3 | | H | W | 32 | 0 |
| 1938 | 3-1-1 | 3-3 | | A | W | 7 | 0 |
| 1939 | 5-1 | 6-2 | | H | W | 20 | 7 |
| 1940 | 3-0 | 3-0 | | H | W | 39 | 0 |
| 1941 | 5-1 | 4-3-1 | | H | W | 29 | 0 |
| 1942 | 2-2-1 | 2-2-1 | | A | L | 6 | 19 |
| 1943 | 1-3 | 2-3 | | H | L | 12 | 41 |
| 1944 | 3-2 | 6-0 | -/17 | A | L | 7 | 13 |
| 1945 | 6-2-1 | 2-4-1 | 16/- | H | L | 6 | 13 |

| | | | | | | | |
|------|-------|-------|-------|----|---|----|----|
| 1946 | 1-2 | 2-0 | | A | L | 7 | 19 |
| 1947 | 1-1 | 1-0 | | H | L | 14 | 16 |
| 1948 | 6-0 | 5-2 | 10/19 | A | W | 21 | 14 |
| 1949 | 2-2-1 | 2-4 | | H | L | 21 | 35 |
| 1950 | 3-0-1 | 4-0-1 | 16/17 | A | W | 13 | 12 |
| 1951 | 3-2 | 5-1 | | H | W | 21 | 6 |
| 1953 | 1-3-1 | 2-3-1 | | H | W | 18 | 0 |
| 1954 | 2-3 | 2-2-1 | | N1 | W | 32 | 20 |
| 1955 | 4-1 | 3-2-1 | | H | W | 19 | 13 |
| 1956 | 2-0-1 | 1-2 | | A | W | 17 | 0 |
| 1957 | 5-3 | 0-8 | | H | W | 13 | 6 |
| 1958 | 4-1 | 3-3 | 19/- | H | W | 14 | 12 |
| 1959 | 6-2 | 5-2 | 19/- | H | W | 33 | 31 |
| 1960 | 0-0 | 0-0 | 9/- | A | W | 28 | 7 |
| 1961 | 1-2 | 0-3 | | H | L | 13 | 17 |
| 1962 | 1-1 | 0-2 | | A | W | 24 | 7 |
| 1963 | 1-4-1 | 0-6 | | H | W | 36 | 0 |
| 1964 | 1-3 | 2-2 | | A | W | 21 | 2 |
| 1965 | 4-2 | 2-4 | | H | W | 26 | 13 |
| 1966 | 2-3 | 2-4 | | A | W | 23 | 21 |
| 1967 | 0-0 | 0-1 | | H | W | 23 | 6 |
| 1968 | 0-0 | 0-1 | | A | T | 20 | 20 |
| 1969 | 2-2 | 2-3 | | H | W | 28 | 14 |
| 1970 | 2-3 | 2-3 | | A | L | 20 | 36 |
| 1971 | 2-4 | 4-3 | | H | W | 10 | 9 |
| 1972 | 2-4 | 1-5 | | A | W | 31 | 0 |
| 1973 | 3-4 | 1-6 | | H | W | 35 | 8 |
| 1974 | 3-4 | 0-7 | | A | W | 21 | 9 |
| 1975 | 0-4 | 1-3 | | H | W | 16 | 14 |
| 1976 | 1-2-1 | 2-3 | | A | L | 14 | 20 |
| 1977 | 6-1 | 1-6 | 16/- | H | W | 26 | 0 |
| 1978 | 6-1 | 1-7 | 16/- | A | W | 51 | 6 |
| 1979 | 5-2 | 7-1 | -/14 | H | W | 31 | 0 |
| 1980 | 4-3 | 3-4 | | A | W | 35 | 33 |
| 1981 | 7-0 | 2-5 | 3/- | H | W | 82 | 24 |
| 1982 | 8-1-1 | 3-7 | 10/- | N2 | W | 21 | 17 |
| 1983 | 5-1-1 | 4-4 | | H | W | 24 | 17 |
| 1984 | 5-2 | 5-3 | | H | W | 37 | 14 |
| 1985 | 4-3 | 3-5 | | H | W | 26 | 10 |
| 1986 | 5-2 | 4-3 | | A | W | 28 | 20 |
| 1987 | 6-1 | 5-2 | 14/- | H | W | 31 | 17 |
| 1988 | 5-2 | 4-3 | 15/- | A | W | 38 | 21 |
| 1989 | 6-2 | 1-5-1 | 22/- | H | W | 44 | 10 |
| 1990 | 6-2 | 2-5 | 19/- | A | W | 24 | 6 |
| 1991 | 4-1-1 | 1-6 | 16/- | H | W | 28 | 10 |
| 1992 | 4-3 | 4-3 | | A | L | 15 | 18 |
| 1993 | 4-1 | 1-4 | | H | L | 16 | 20 |
| 1994 | 2-5 | 2-6 | | H | W | 24 | 8 |
| 1995 | 1-1 | 0-2-1 | | A | W | 29 | 14 |
| 1996 | 1-2 | 2-2 | | H | W | 21 | 10 |

CLEMSON'S GREATEST COMEBACKS

| Date | Opponent | Score | Deficit | Final |
|-------------------|--------------------|--------------|-----------|--------------|
| 10-10-1992 | Virginia | 0-28 | 28 | 29-28 |
| 10-15-2011 | Maryland | 17-35 | 18 | 56-45 |
| 9-24-1966 | Virginia | 18-35 | 17 | 40-35 |
| 10-21-2000 | North Carolina | 0-17 | 17 | 38-24 |
| 12-28-2019 | Ohio State | 0-16 | 16 | 29-23 |
| 9-26-1953 | Boston College | 0-14 | 14 | 14-14 |
| 11-17-1962 | Maryland | 0-14 | 14 | 17-14 |
| 10-11-1980 | Virginia | 10-24 | *14 | 27-24 |
| 11-2-2002 | Duke | 10-24 | *14 | 34-31 |
| 11-6-2004 | Miami (Fla.) | 3-17 | 14 | 24-17 |
| 10-7-2006 | Wake Forest | 3-17 | *14 | 27-17 |
| 9-17-2011 | Auburn | 7-21 | 14 | 38-24 |
| 11-12-2011 | Wake Forest | 14-28 | 14 | 31-28 |
| 1-9-2017 | Alabama | 0-14 | 14 | 35-31 |

* - fourth-quarter deficit; Note: Home games in bold.

| | | | | | | | |
|---------------|------|-----|------|---|--------------------|-------------|-------------|
| 1997 | 4-3 | 4-4 | | A | W | 33 | 16 |
| 1998 | 1-2 | 1-1 | | H | L | 19 | 29 |
| 1999 | 3-4 | 4-3 | | A | W | 12 | 3 |
| 2000 | 2-0 | 0-2 | 16/- | H | W | 55 | 7 |
| 2001 | 4-2 | 3-3 | 25/- | A | W | 21 | 14 |
| 2002 | 3-3 | 5-2 | | H | W | 31 | 23 |
| 2003 | 5-3 | 4-4 | | A | L | 17 | 45 |
| 2004 | 0-0 | 0-0 | 15/- | H | W ⁽²⁰⁷⁾ | 37 | 30 |
| 2005 | 2-2 | 1-3 | | A | L | 27 | 31 |
| 2006 | 4-1 | 5-0 | 15/- | A | W | 27 | 17 |
| 2007 | 7-2 | 6-3 | 20/- | H | W | 44 | 10 |
| 2008 | 3-2 | 3-1 | -/21 | A | L | 7 | 12 |
| 2009 | 2-3 | 4-2 | | H | W | 38 | 3 |
| 2010 | 5-5 | 2-8 | | A | W | 30 | 10 |
| 2011 | 8-1 | 5-4 | 9/- | H | W | 31 | 28 |
| 2012 | 6-1 | 4-3 | 14/- | A | W | 42 | 13 |
| 2013 | 3-0 | 2-2 | 3/- | H | W | 56 | 7 |
| 2014 | 6-2 | 2-6 | 19/- | A | W | 34 | 20 |
| 2015 | 10-0 | 3-7 | 1/- | H | W | 33 | 13 |
| 2016 | 9-1 | 6-4 | 5/- | A | W | 35 | 13 |
| 2017 | 5-0 | 4-1 | 2/- | H | W | 28 | 14 |
| 2018 | 5-0 | 3-2 | 4/- | A | W | 63 | 3 |
| 2019 | 10-0 | 7-2 | 3/- | H | W | 52 | 3 |
| Totals | | | | | | 2219 | 1132 |

N1 - Charlotte, N.C.; N2 - Tokyo, Japan

Note: Rankings are by AP; Clemson's ranking is listed first, followed by the opponent's ranking; home games in bold.

RECORD BY DATE

| Date | W-L | Win % |
|--------------|---------------|-------------|
| 8-29 | 1-0 | 1.000 |
| 8-30 | 0-3 | .000 |
| 8-31 | 1-2 | .333 |
| 9-1 | 5-0 | 1.000 |
| 9-2 | 5-0 | 1.000 |
| 9-3 | 7-0 | 1.000 |
| 9-4 | 3-1 | .750 |
| 9-5 | 6-0 | 1.000 |
| 9-6 | 4-1 | .800 |
| 9-7 | 5-0 | 1.000 |
| 9-8 | 7-1 | .875 |
| 9-9 | 4-2 | .667 |
| 9-10 | 4-4 | .500 |
| 9-11 | 3-3 | .500 |
| 9-12 | 4-2 | .667 |
| 9-13 | 4-2 | .667 |
| 9-14 | 3-1 | .750 |
| 9-15 | 4-1 | .800 |
| 9-16 | 6-0 | 1.000 |
| 9-17 | 7-3-1 | .682 |
| 9-18 | 4-3-1 | .563 |
| 9-19 | 10-1 | .909 |
| 9-20 | 9-4 | .692 |
| 9-21 | 8-4-1 | .654 |
| 9-22 | 10-5 | .667 |
| 9-23 | 9-5-1 | .633 |
| 9-24 | 10-2-1 | .808 |
| 9-25 | 5-6-2 | .462 |
| 9-26 | 4-7-2 | .385 |
| 9-27 | 10-6 | .625 |
| 9-28 | 10-4 | .714 |
| 9-29 | 7-5-2 | .571 |
| 9-30 | 7-8 | .467 |
| 10-1 | 8-6-1 | .567 |
| 10-2 | 6-8-1 | .433 |
| 10-3 | 5-11-1 | .323 |
| 10-4 | 9-5 | .643 |
| 10-5 | 7-8 | .467 |
| 10-6 | 11-3 | .786 |
| 10-7 | 13-6 | .684 |
| 10-8 | 7-6-2 | .533 |
| 10-9 | 10-9 | .526 |
| 10-10 | 8-7 | .533 |
| 10-11 | 10-6 | .625 |
| 10-12 | 9-5-2 | .625 |
| 10-13 | 8-6-2 | .563 |
| 10-14 | 5-7-1 | .423 |
| 10-15 | 7-4 | .636 |
| 10-16 | 6-6-1 | .500 |
| 10-17 | 8-5 | .615 |
| 10-18 | 5-4 | .555 |
| 10-19 | 10-5-2 | .647 |
| 10-20 | 12-5 | .706 |
| 10-21 | 12-4-1 | .735 |
| 10-22 | 10-8 | .556 |
| 10-23 | 8-9 | .471 |
| 10-24 | 8-7 | .533 |
| 10-25 | 11-7-2 | .600 |
| 10-26 | 9-3 | .750 |
| 10-27 | 5-5 | .500 |
| 10-28 | 9-9-1 | .500 |
| 10-29 | 10-5-1 | .656 |
| 10-30 | 10-3 | .769 |
| 10-31 | 14-7 | .667 |
| 11-1 | 8-4 | .667 |
| 11-2 | 14-3 | .824 |
| 11-3 | 13-3-1 | .794 |
| 11-4 | 10-6 | .625 |
| 11-5 | 11-3-2 | .750 |
| 11-6 | 8-9 | .471 |
| 11-7 | 9-8 | .529 |
| 11-8 | 9-5-1 | .633 |
| 11-9 | 10-8 | .556 |
| 11-10 | 14-2-3 | .816 |
| 11-11 | 11-5 | .688 |
| 11-12 | 10-6 | .625 |
| 11-13 | 7-9 | .438 |
| 11-14 | 8-9 | .471 |
| 11-15 | 6-8-1 | .433 |
| 11-16 | 10-6-1 | .618 |
| 11-17 | 12-5 | .706 |
| 11-18 | 11-6 | .647 |
| 11-19 | 7-5 | .583 |
| 11-20 | 7-5 | .583 |
| 11-21 | 8-5-1 | .607 |
| 11-22 | 9-3-1 | .731 |
| 11-23 | 10-2 | .833 |
| 11-24 | 9-10 | .474 |
| 11-25 | 8-6-1 | .567 |
| 11-26 | 4-5-3 | .458 |
| 11-27 | 5-3-1 | .611 |
| 11-28 | 7-4 | .636 |
| 11-29 | 9-2 | .818 |
| 11-30 | 3-5 | .375 |
| 12-1 | 4-1 | .800 |
| 12-2 | 1-1 | .500 |
| 12-3 | 2-0 | 1.000 |
| 12-4 | 1-0 | 1.000 |
| 12-5 | 1-1 | .500 |
| 12-6 | 0-0 | ----- |
| 12-7 | 1-0 | 1.000 |
| 12-8 | 0-1 | .000 |
| 12-9 | 0-0 | ----- |
| 12-10 | 0-0 | ----- |
| 12-11 | 0-0 | ----- |
| 12-12 | 0-0 | ----- |
| 12-13 | 0-0 | ----- |
| 12-14 | 0-0 | ----- |
| 12-15 | 0-0 | ----- |
| 12-16 | 0-0 | ----- |
| 12-17 | 0-0 | ----- |
| | | |

ALL-TIME RESULTS

1896 (2-1)

| Head Coach - Walter Riggs (1st Season) | | | | | | |
|--|------|-----|-------|----------------|----------|-----------|
| Date | Site | W-L | Score | Opponent | AP Ranks | OFRD OFRK |
| 10-31 | A | W | 14-6 | Furman | | 2-3 |
| 11-12 | A | L | 6-12 | South Carolina | | 1-3 |
| 11-21 | A | W | 16-0 | Wofford | | 2-2 |

1897 (2-2)

| Head Coach - W.M. Williams (1st Season) | | | | | | |
|---|------|-----|-------|----------------|----------|-----------|
| Date | Site | W-L | Score | Opponent | AP Ranks | OFRD OFRK |
| 10-9 | A | L | 0-24 | Georgia | | 2-1 |
| 10-23 | A | W | 10-0 | Charlotte "Y" | | |
| 10-25 | A | L | 0-28 | North Carolina | | 7-3 |
| 11-10 | A | W | 18-6 | South Carolina | | 0-3 |

1898 (3-1)

| Head Coach - John Penton (1st Season) | | | | | | |
|---------------------------------------|----------|----------|-------------|----------------|----------|-----------|
| Date | Site | W-L | Score | Opponent | AP Ranks | OFRD OFRK |
| 10-8 | A | L | 8-20 | Georgia | | 4-2 |
| 10-20 | H | W | 55-0 | Bingham | | |
| 11-17 | A | W | 24-0 | South Carolina | | 1-2 |
| 11-24 | N1 | W | 23-0 | Georgia Tech | | 0-3 |

N1 - Augusta, Ga.

1899 (4-2)

| Head Coach - Walter Riggs (2nd Season) | | | | | | |
|--|------|-----|-------|----------------|----------|-----------|
| Date | Site | W-L | Score | Opponent | AP Ranks | OFRD OFRK |
| 10-7 | A | L | 0-11 | Georgia | | 2-3-1 |
| 10-14 | N1 | W | 10-0 | Davidson | | 1-3-1 |
| 10-28 | A | L | 0-34 | Auburn | | 3-1-1 |
| 11-9 | A | W | 34-0 | South Carolina | | 2-3 |
| 11-18 | N1 | W | 24-0 | NC State | | 1-2-2 |
| 11-30 | N2 | W | 41-5 | Georgia Tech | | 0-5 |

N1 - Rock Hill, S.C.; N2 - Greenville, S.C.

1900 (6-0 OVERALL 3-0 SIAA, 1st)

| Head Coach - John Heisman (1st Season) | | | | | | |
|--|----------|----------|-------------|-----------------|----------|------------|
| Date | Site | W-L | Score | Opponent | AP Ranks | OFRD OFRK |
| 10-19 | H | W | 64-0 | Davidson | | 4-2 |
| 10-22 | A | W | 21-0 | Wofford | | 1-2-1 |
| 11-1 | A | W | 51-0 | South Carolina | | 4-3 |
| 11-10 | A | W | 39-5 | Georgia | | 2-4 |
| 11-24 | N1 | W | 12-5 | Virginia Tech | | 3-3-1 |
| 11-29 | N2 | W | 35-0 | Alabama | | 2-3 |

N1 - Charlotte, N.C.; N2 - Birmingham, Ala.

1901 (3-1-1 OVERALL 1-0-1 SIAA)

| Head Coach - John Heisman (2nd Season) | | | | | | |
|--|----------|----------|--------------|-----------------|----------|------------|
| Date | Site | W-L | Score | Opponent | AP Ranks | OFRD OFRK |
| 10-5 | H | W | 122-0 | Guilford | | 0-4 |
| 10-19 | A | T | 6-6 | Tennessee | | 3-3-2 |
| 10-26 | A | W | 29-5 | Georgia | | 1-5-2 |
| 10-31 | N1 | L | 11-17 | Virginia Tech | | 6-1 |
| 11-28 | N2 | W | 22-10 | North Carolina | | 7-2 |

N1 - Columbia, S.C.; N2 - Charlotte, N.C.

1902 (6-1 OVERALL 5-1 SIAA, 1st)

| Head Coach - John Heisman (3rd Season) | | | | | | |
|--|----------|----------|-------------|-----------------|----------|--------------|
| Date | Site | W-L | Score | Opponent | AP Ranks | OFRD OFRK |
| 10-4 | H | W | 11-5 | NC State | | 3-4-2 |
| 10-18 | A | W | 44-5 | Georgia Tech | | 0-6-2 |
| 10-24 | A | W | 28-0 | Furman | | 4-3-3 |
| 10-30 | A | L | 6-12 | South Carolina | | 6-1 |
| 11-8 | H | W | 36-0 | Georgia | | 4-2-1 |
| 11-15 | A | W | 16-0 | Auburn | | 2-4-1 |
| 11-27 | A | W | 11-0 | Tennessee | | 6-2 |

1903 (4-1-1 OVERALL 2-0-1 SIAA, T-1st)

| Head Coach - John Heisman (4th Season) | | | | | | |
|--|------|-----|-------|----------------|----------|-----------|
| Date | Site | W-L | Score | Opponent | AP Ranks | OFRD OFRK |
| 10-10 | A | W | 29-0 | Georgia | | 3-4 |
| 10-17 | A | W | 73-0 | Georgia Tech | | 2-5 |
| 10-28 | N1 | W | 24-0 | NC State | | 4-4 |
| 11-14 | A | L | 6-11 | North Carolina | | 6-3 |
| 11-21 | A | W | 24-0 | Davidson | | 1-4 |
| 11-26 | N2 | T | 11-11 | #Cumberland | | 4-1-1 |

- SIAA Championship Game; N1 - Columbia, S.C.; N2 - Montgomery, Ala.

1904 (3-3-1)

| Head Coach - Shack Shealy (1st Season) | | | | | | |
|--|----------|----------|-------------|----------------|----------|------------|
| Date | Site | W-L | Score | Opponent | AP Ranks | OFRD OFRK |
| 10-8 | N1 | W | 18-0 | Alabama | | 7-3 |
| 10-15 | H | L | 0-5 | Auburn | | 5-0 |
| 10-22 | H | W | 10-0 | Georgia | | 1-5 |
| 10-27 | N2 | L | 5-11 | Sewanee | | 7-1 |
| 11-5 | A | T | 11-11 | Georgia Tech | | 8-1-1 |
| 11-12 | A | W | 6-0 | Tennessee | | 3-5-1 |
| 11-24 | A | L | 0-18 | NC State | | 3-1-2 |

N1 - Birmingham, Ala.; N2 - Columbia, S.C.

1905 (3-2-1)

| Head Coach - Eddie Cochems (1st Season) | | | | | | |
|---|----------|----------|------------|------------------|----------|--------------|
| Date | Site | W-L | Score | Opponent | AP Ranks | OFRD OFRK |
| 10-14 | H | T | 5-5 | Tennessee | | 3-5-1 |
| 10-21 | A | W | 35-0 | Georgia | | 1-5 |
| 10-25 | N1 | W | 25-0 | Alabama | | 6-4 |
| 11-11 | A | W | 26-0 | Auburn | | 2-4 |
| 11-18 | A | L | 0-41 | Vanderbilt | | 7-1 |
| 11-30 | A | L | 10-17 | Georgia Tech | | 6-0-1 |

N1 - Columbia, S.C.

1906 (4-0-3 OVERALL 4-0 SIAA, T-1st)

| Head Coach - Bob Williams (1st Season) | | | | | | |
|--|----------|----------|-------------|----------------------|----------|--------------|
| Date | Site | W-L | Score | Opponent | AP Ranks | OFRD OFRK |
| 10-13 | H | T | 0-0 | Virginia Tech | | 5-2-2 |
| 10-20 | H | W | 6-0 | Georgia | | 2-4-1 |
| 10-25 | N1 | T | 0-0 | NC State | | 3-1-4 |
| 11-3 | A | T | 0-0 | Davidson | | 3-2-1 |
| 11-10 | H | W | 6-4 | Auburn | | 1-5-1 |
| 11-19 | H | W | 16-0 | Tennessee | | 1-6-2 |
| 11-29 | A | W | 10-0 | Georgia Tech | | 5-3-1 |

N1 - Columbia, S.C.

1907 (4-4)

| Head Coach - Frank Shaughnessy (1st Season) | | | | | | |
|---|----------|----------|-------------|------------------------|----------|--------------|
| Date | Site | W-L | Score | Opponent | AP Ranks | OFRD OFRK |
| 9-28 | H | T | 5-0 | Gordon Military | | |
| 10-9 | H | W | 35-0 | Maryville | | |
| 10-21 | H | L | 0-4 | Tennessee | | 7-2-1 |
| 10-31 | N1 | W | 15-6 | North Carolina | | 4-4-1 |
| 11-4 | A | L | 0-12 | Auburn | | 6-2-1 |
| 11-7 | N2 | L | 0-8 | Georgia | | 4-3-1 |
| 11-9 | H | L | 6-10 | Davidson | | 4-1-1 |
| 11-28 | A | W | 6-5 | Georgia Tech | | 4-4 |

N1 - Columbia, S.C.; N2 - Augusta, Ga.

1908 (1-6)

| Head Coach - John Stone (1st Season) | | | | | | |
|--------------------------------------|----------|----------|-------------|------------------------|----------|------------|
| Date | Site | W-L | Score | Opponent | AP Ranks | OFRD OFRK |
| 9-26 | H | W | 15-0 | Gordon Military | | |
| 10-10 | H | L | 0-6 | Virginia Tech | | 5-4 |
| 10-17 | A | L | 0-41 | Vanderbilt | | 7-2-1 |
| 10-28 | N1 | L | 0-13 | Davidson | | 6-2-2 |
| 11-5 | N2 | L | 0-6 | Georgia | | 5-2-1 |
| 11-14 | A | L | 5-6 | Tennessee | | 7-2 |
| 11-26 | A | L | 6-30 | Georgia Tech | | 6-3 |

N1 - Columbia, S.C.; N2 - Augusta, Ga.

1909 (6-3)

| Head Coach - Bob Williams (2nd Season) | | | | | | |
|--|----------|----------|-------------|------------------------|----------|-----------|
| Date | Site | W-L | Score | Opponent | AP Ranks | OFRD OFRK |
| 9-27 | H | W | 26-0 | Gordon Military | | |
| 10-2 | A | L | 0-6 | Virginia Tech | | 6-1 |
| 10-9 | N1 | W | 17-5 | Davidson | | 3-4-2 |
| 10-16 | N2 | L | 0-3 | Alabama | | 5-1-2 |
| 10-23 | H | W | 19-0 | Port Royal | | |
| 11-4 | A | W | 6-0 | South Carolina | | 2-6 |
| 11-10 | N3 | W | 5-0 | Georgia | | 1-4-2 |
| 11-13 | A | W | 17-0 | The Citadel | | 4-3-2 |
| 11-25 | A | L | 3-29 | Georgia Tech | | 7-2 |

N1 - Charlotte, N.C.; N2 - Birmingham, Ala.; N3 - Augusta, Ga.

1910 (4-3-1)

| Head Coach - Frank Dobson (1st Season) | | | | | | |
|--|----------|----------|-------------|------------------------|----------|------------|
| Date | Site | W-L | Score | Opponent | AP Ranks | OFRD OFRK |
| 9-24 | H | W | 26-0 | Gordon Military | | |
| 10-1 | H | L | 0-3 | Mercer | | 6-3 |
| 10-8 | A | W | 24-0 | Samford | | 1-7 |
| 10-15 | A | W | 32-0 | The Citadel | | 3-4 |
| 10-22 | A | L | 0-17 | Auburn | | 6-1 |
| 11-3 | A | W | 24-0 | South Carolina | | 4-4 |
| 11-10 | N1 | T | 0-0 | Georgia | | 6-2-1 |
| 11-24 | A | L | 0-34 | Georgia Tech | | 5-3 |

N1 - Augusta, Ga.

1911 (3-5)

| Head Coach - Frank Dobson (2nd Season) | | | | | | |
|--|----------|----------|-------------|----------------|----------|--------------|
| Date | Site | W-L | Score | Opponent | AP Ranks | OFRD OFRK |
| 10-14 | H | L | 0-29 | Auburn | | 4-2-1 |
| 10-21 | H | W | 15-0 | Samford | | 1-6-1 |
| 10-25 | H | L | 5-6 | Florida | | 5-1 |
| 11-2 | A | W | 27-0 | South Carolina | | 1-4-2 |
| 11-4 | A | W | 18-0 | The Citadel | | 5-2-2 |
| 11-9 | N1 | L | 0-23 | Georgia | | 7-1-1 |
| 11-18 | N2 | L | 6-30 | Mercer | | 4-6-1 |
| 11-30 | A | L | 0-31 | Georgia Tech | | 6-2-1 |

N1 - Augusta, Ga.; N2 - Columbus, Ga.

1912 (4-4)

| Head Coach - Frank Dobson (3rd Season) | | | | | | |
|--|----------|----------|--------------|--------------------|----------|------------|
| Date | Site | W-L | Score | Opponent | AP Ranks | OFRD OFRK |
| 10-5 | A | W | 59-0 | Samford | | 1-6 |
| 10-12 | H | W | 26-0 | Riverside | | |
| 10-19 | A | L | 6-27 | Auburn | | 6-1-1 |
| 10-26 | H | W | 52-14 | The Citadel | | 3-4 |
| 10-31 | A | L | 7-22 | South Carolina | | 5-2-1 |
| 11-7 | N1 | L | 5-27 | Georgia | | 6-1-1 |
| 11-16 | A | W | 21-13 | Mercer | | 5-3-1 |
| 11-28 | A | L | 0-23 | Georgia Tech | | 5-3-1 |

N1 - Augusta, Ga.

1913 (4-4)

| Head Coach - Bob Williams (3rd Season) | | | | | | |
|--|----------|----------|-------------|-----------------|----------|------------|
| Date | Site | W-L | Score | Opponent | AP Ranks | OFRD OFRK |
| 10-4 | H | W | 6-3 | Davidson | | 2-5 |
| 10-11 | A | L | 0-20 | Alabama | | 6-3 |
| 10-18 | H | L | 0-20 | Auburn | | 8-0 |
| 10-30 | A | W | 32-0 | South Carolina | | 4-3 |
| 11-6 | N1 | L | 15-18 | Georgia | | 6-2 |
| 11-8 | A | W | 7-3 | The Citadel | | 3-4-2 |
| 11-17 | A | W | 52-0 | Mercer | | 2-5-1 |
| 11-27 | A | L | 0-34 | Georgia Tech | | 7-2 |

N1 - Augusta, Ga.

1914 (5-3-1)

| Head Coach - Bob Williams (4th Season) | | | | | | |
|--|------|-----|-------|----------------|----------|-----------|
| Date | Site | W-L | Score | Opponent | AP Ranks | OFRD OFRK |
| 10-3 | A | T | 0-0 | Davidson | | 5-1-1 |
| 10-10 | A | L | 0-27 | Tennessee | | 9-0 |
| 10-17 | A | L | 0-28 | Auburn | | 8-0-1 |
| 10-22 | A | W | 57-0 | Furman | | 2-5 |
| 10-29 | A | W | 29-6 | South Carolina | | 5-5-1 |
| 10-31 | A | W | 14-0 | The Citadel | | |

ALL-TIME RESULTS

| | | | | | |
|-------|---|---|------|----------|-------|
| 11-23 | H | W | 67-7 | Furman | 3-5-1 |
| 11-29 | H | W | 7-0 | Davidson | 2-1-1 |

N1 - Columbia, S.C.

1919 (6-2-2)

Head Coach - Edward Donahue (3rd Season)

| Date | Site | W-L | Score | Opponent | AP Ranks | OFRD | OFRK |
|-------|------|-----|-------|----------------------|----------|-------|------|
| 9-27 | H | W | 53-0 | Erskine | | 2-5 | |
| 10-3 | H | W | 7-0 | Davidson | | 4-4-2 | |
| 10-11 | A | L | 0-28 | Georgia Tech | | 7-3 | |
| 10-17 | A | L | 0-7 | Auburn | | 8-1 | |
| 10-25 | H | W | 14-0 | Tennessee | | 3-3-3 | |
| 10-30 | A | W | 19-6 | South Carolina | | 1-7-1 | |
| 11-7 | H | W | 19-7 | Presbyterian College | | 4-3-2 | |
| 11-13 | N1 | W | 33-0 | The Citadel | | 4-4-1 | |
| 11-21 | A | T | 7-7 | Furman | | 6-2-1 | |
| 11-27 | A | T | 0-0 | Georgia | | 4-2-3 | |

N1 - Orangeburg, S.C.

1920 (4-6-1)

Head Coach - Edward Donahue (4th Season)

| Date | Site | W-L | Score | Opponent | AP Ranks | OFRD | OFRK |
|-------|------|-----|-------|----------------------|----------|-------|------|
| 9-24 | H | W | 26-0 | Erskine | | 5-3 | |
| 10-1 | H | T | 7-7 | Presbyterian College | | 5-1-1 | |
| 10-2 | H | W | 26-6 | Newberry | | 1-7 | |
| 10-9 | H | W | 13-7 | Wofford | | 0-8-1 | |
| 10-15 | H | L | 0-21 | Auburn | | 7-2 | |
| 10-23 | A | L | 0-26 | Tennessee | | 7-2 | |
| 10-28 | A | L | 0-3 | South Carolina | | 5-4 | |
| 11-6 | A | L | 0-7 | Georgia Tech | | 8-1 | |
| 11-11 | N1 | W | 26-0 | The Citadel | | 2-6 | |
| 11-20 | A | L | 0-14 | Furman | | 9-1 | |
| 11-25 | A | L | 0-55 | Georgia | | 8-0-1 | |

N1 - Orangeburg, S.C.

1921 (1-6-2)

Head Coach - E.J. Stewart (1st Season)

| Date | Site | W-L | Score | Opponent | AP Ranks | OFRD | OFRK |
|-------|------|-----|-------|----------------------|----------|-------|------|
| 10-1 | A | L | 0-14 | Centre | | 10-0 | |
| 10-7 | H | W | 34-0 | Presbyterian College | | 1-7 | |
| 10-14 | A | L | 0-56 | Auburn | | 5-3 | |
| 10-21 | A | T | 0-0 | Furman | | 7-2-1 | |
| 10-27 | A | L | 0-21 | South Carolina | | 5-1-2 | |
| 11-5 | A | L | 7-48 | Georgia Tech | | 8-1 | |
| 11-10 | N1 | T | 7-7 | The Citadel | | 3-3-2 | |
| 11-18 | H | L | 0-13 | Erskine | | 6-2 | |
| 11-24 | A | L | 0-28 | Georgia | | 7-2-1 | |

N1 - Orangeburg, S.C.

1922 (5-4)

Head Coach - E.J. Stewart (2nd Season)

| Date | Site | W-L | Score | Opponent | AP Ranks | OFRD | OFRK |
|-------|------|-----|-------|----------------------|----------|-------|------|
| 9-30 | H | L | 0-21 | Centre | | 6-3 | |
| 10-7 | H | W | 57-0 | Newberry | | 2-5 | |
| 10-13 | H | W | 13-0 | Presbyterian College | | 6-2-1 | |
| 10-26 | A | W | 3-0 | South Carolina | | 5-4 | |
| 11-4 | A | L | 7-21 | Georgia Tech | | 7-2 | |
| 11-11 | A | W | 18-0 | The Citadel | | 3-5 | |
| 11-18 | H | W | 52-0 | Erskine | | 0-8 | |
| 11-25 | A | L | 6-20 | Furman | | 8-3 | |
| 12-2 | N1 | L | 14-47 | Florida | | 7-2 | |

N1 - Jacksonville, Fla.

1923 (5-2-1)

Head Coach - Bud Saunders (1st Season)

| Date | Site | W-L | Score | Opponent | AP Ranks | OFRD | OFRK |
|-------|------|-----|-------|----------------------|----------|-------|------|
| 9-29 | H | T | 0-0 | Auburn | | 3-3-3 | |
| 10-6 | H | W | 32-0 | Newberry | | 2-8 | |
| 10-13 | A | L | 7-28 | Centre | | 7-1-1 | |
| 10-25 | A | W | 7-6 | South Carolina | | 4-6 | |
| 11-3 | A | L | 6-25 | Virginia Tech | | 6-3 | |
| 11-9 | H | W | 12-0 | Davidson | | 3-7 | |
| 11-17 | H | W | 20-0 | Presbyterian College | | 4-3-1 | |
| 11-29 | A | W | 7-6 | Furman | | 9-2 | |

1924 (2-6)

Head Coach - Bud Saunders (2nd Season)

| Date | Site | W-L | Score | Opponent | AP Ranks | OFRD | OFRK |
|-------|------|-----|-------|----------------------|----------|-------|------|
| 9-27 | H | W | 60-0 | Elon | | 0-7 | |
| 10-4 | A | L | 0-13 | Auburn | | 4-4-1 | |
| 10-11 | H | W | 14-0 | Presbyterian College | | 1-6-1 | |
| 10-23 | A | L | 0-3 | South Carolina | | 7-3 | |
| 11-1 | H | L | 6-50 | Virginia Tech | | 4-2-3 | |
| 11-8 | N1 | L | 0-7 | Davidson | | 7-2-1 | |
| 11-15 | N2 | L | 0-20 | The Citadel | | 6-4 | |
| 11-27 | H | L | 0-3 | Furman | | 5-5 | |

N1 - Charlotte, N.C.; N2 - Anderson, S.C.

1925 (1-7)

Head Coach - Bud Saunders (3rd Season)

| Date | Site | W-L | Score | Opponent | AP Ranks | OFRD | OFRK |
|-------|------|-----|-------|----------------------|----------|-------|------|
| 9-26 | H | L | 9-14 | Presbyterian College | | 3-6 | |
| 10-3 | H | L | 6-13 | Auburn | | 5-3-1 | |
| 10-10 | A | L | 6-19 | Kentucky | | 6-3 | |
| 10-22 | A | L | 0-33 | South Carolina | | 7-3 | |
| 10-29 | A | L | 0-13 | Wofford | | 3-7 | |
| 11-7 | H | L | 0-42 | Florida | | 8-2 | |
| 11-14 | A | W | 6-0 | The Citadel | | 6-4 | |
| 11-26 | A | L | 0-26 | Furman | | 7-3 | |

1926 (2-7)

Head Coach (Games 1-4) - Bud Saunders (4th Season)

Head Coach (Games 5-9) - Bob Williams (6th Season)

| Date | Site | W-L | Score | Opponent | AP Ranks | OFRD | OFRK |
|-------|------|-----|-------|----------------------|----------|-------|------|
| 9-18 | H | W | 7-0 | Erskine | | 1-7 | |
| 9-25 | H | L | 0-14 | Presbyterian College | | 7-2 | |
| 10-2 | A | L | 0-47 | Auburn | | 5-4 | |
| 10-9 | H | W | 7-3 | NC State | | 4-6 | |
| 10-21 | A | L | 0-24 | South Carolina | | 6-4 | |
| 10-28 | A | L | 0-3 | Wofford | | 2-8 | |
| 11-6 | A | L | 0-33 | Florida | | 2-6-2 | |
| 11-13 | H | L | 6-15 | The Citadel | | 7-3 | |
| 11-25 | A | L | 0-30 | Furman | | 8-1 | |

1927 (5-3-1)

Head Coach - Josh Cody (1st Season)

| Date | Site | W-L | Score | Opponent | AP Ranks | OFRD | OFRK |
|-------|------|-----|-------|----------------------|----------|-------|------|
| 9-24 | H | T | 0-0 | Presbyterian College | | 3-3-3 | |
| 10-1 | H | W | 3-0 | Auburn | | 0-7-2 | |
| 10-8 | A | L | 6-18 | NC State | | 9-1 | |
| 10-14 | H | W | 25-6 | Erskine | | 2-4-1 | |
| 10-20 | A | W | 20-0 | South Carolina | | 4-5 | |
| 10-29 | H | W | 6-0 | Wofford | | 2-4-3 | |
| 11-5 | A | W | 13-0 | The Citadel | | 3-6-1 | |
| 11-12 | A | L | 0-32 | Georgia | | 9-1 | |
| 11-24 | A | L | 0-28 | Furman | | 10-1 | |

1928 (8-3)

Head Coach - Josh Cody (2nd Season)

| Date | Site | W-L | Score | Opponent | AP Ranks | OFRD | OFRK |
|-------|------|-----|-------|-------------------|----------|-------|------|
| 9-22 | H | W | 30-0 | Newberry | | 3-5 | |
| 9-29 | H | W | 6-0 | Davidson | | 2-8 | |
| 10-6 | A | W | 6-0 | Auburn | | 1-8 | |
| 10-12 | N1 | W | 7-0 | NC State | | 4-3-1 | |
| 10-19 | H | W | 52-0 | Erskine | | 3-7 | |
| 10-25 | A | W | 32-0 | South Carolina | | 6-2-2 | |
| 11-3 | A | L | 7-26 | Mississippi | | 5-4 | |
| 11-10 | N2 | W | 12-0 | Virginia Military | | 5-3-2 | |
| 11-17 | N3 | L | 6-27 | Florida | | 8-1 | |
| 11-29 | A | W | 27-12 | Furman | | 5-4 | |
| 12-8 | A | L | 7-12 | The Citadel | | 6-3-1 | |

N1 - Florence, S.C.; N2 - Lynchburg, Va.; N3 - Jacksonville, Fla.

1929 (8-3)

Head Coach - Josh Cody (3rd Season)

| Date | Site | W-L | Score | Opponent | AP Ranks | OFRD | OFRK |
|-------|------|-----|-------|-------------------|----------|-------|------|
| 9-21 | H | W | 68-0 | Newberry | | 0-5 | |
| 9-28 | N1 | W | 32-14 | Davidson | | 5-5 | |
| 10-5 | H | W | 26-7 | Auburn | | 2-7 | |
| 10-11 | N2 | W | 26-0 | NC State | | 1-8 | |
| 10-18 | A | W | 30-0 | Wofford | | 3-6 | |
| 10-24 | A | W | 21-14 | South Carolina | | 6-5 | |
| 11-2 | A | L | 6-44 | Kentucky | | 6-1 | |
| 11-9 | N3 | L | 0-12 | Virginia Military | | 8-2 | |
| 11-16 | A | L | 7-13 | Florida | | 8-2 | |
| 11-23 | H | W | 13-0 | The Citadel | | 5-4-1 | |
| 11-28 | H | W | 7-6 | Furman | | 5-4-1 | |

N1 - Charlotte, N.C.; N2 - Florence, S.C.; N3 - Norfolk, Va.

1930 (8-2)

Head Coach - Josh Cody (4th Season)

| Date | Site | W-L | Score | Opponent | AP Ranks | OFRD | OFRK |
|-------|------|-----|-------|----------------------|----------|-------|------|
| 9-20 | H | W | 28-7 | Presbyterian College | | 9-1 | |
| 9-27 | H | W | 32-0 | Wofford | | 2-9 | |
| 10-3 | N1 | W | 13-7 | The Citadel | | 4-5-2 | |
| 10-11 | N2 | W | 27-0 | NC State | | 2-8 | |
| 10-17 | H | W | 75-0 | Newberry | | 0-5-3 | |
| 10-23 | A | W | 20-7 | South Carolina | | 6-4 | |
| 11-1 | A | L | 0-27 | Tennessee | | 9-1 | |
| 11-8 | N3 | W | 32-0 | Virginia Military | | 3-6 | |
| 11-15 | N4 | L | 0-27 | Florida | | 6-3-1 | |
| 11-27 | A | W | 12-7 | Furman | | 6-3-1 | |

N1 - Florence, S.C.; N2 - Charlotte, N.C.; N3 - Norfolk, Va.; N4 - Jacksonville, Fla.

1931 (1-6-2)

Head Coach - Jess Neely (1st Season)

| Date | Site | W-L | Score | Opponent | AP Ranks | OFRD | OFRK |
|-------|------|-----|-------|----------------------|----------|-------|------|
| 9-25 | H | T | 0-0 | Presbyterian College | | 2-5-2 | |
| 10-3 | A | L | 0-44 | Tennessee | | 9-0-1 | |
| 10-10 | N1 | W | 6-0 | NC State | | 3-6 | |
| 10-16 | N2 | L | 0-6 | The Citadel | | 5-4-1 | |
| 10-22 | A | L | 0-21 | South Carolina | | 5-4-1 | |
| 10-31 | H | L | 0-12 | Oglethorpe | | | |
| 11-7 | N3 | L | 6-7 | Virginia Military | | 3-6-1 | |
| 11-14 | N4 | L | 7-74 | Alabama | | 9-1 | |
| 11-26 | A | T | 0-0 | Furman | | 5-2-2 | |

N1 - Charlotte, N.C.; N2 - Florence, S.C.; N3 - Norfolk, Va.; N4 - Montgomery, Ala.

1932 (3-5-1)

Head Coach - Jess Neely (2nd Season)

| Date | Site | W-L | Score | Opponent | AP Ranks | OFRD | OFRK |
|-------|------|-----|-------|----------------------|----------|-------|------|
| 9-23 | H | W | 13-0 | Presbyterian College | | 5-2-1 | |
| 10-1 | A | L | 14-32 | Georgia Tech | | 4-5-1 | |
| 10-8 | A | L | 0-13 | NC State | | 6-1-2 | |
| 10-14 | H | W | 19-0 | Erskine | | 1-8 | |
| 10-20 | A | L | 0-14 | South Carolina | | | |

ALL-TIME RESULTS

1937 (4-4-1)

Head Coach - Jess Neely (7th Season)

| Date | Site | W-L | Score | Opponent | AP Ranks | OFRD | OFRK |
|--------------|----------|----------|-------------|----------------------|----------|------------|------|
| 9-18 | H | W | 46-0 | Presbyterian College | | 0-10 | |
| 9-25 | A | L | 0-7 | Tulane | | 5-4-1 | |
| 10-2 | A | L | 6-21 | Army | | 7-2 | |
| 10-9 | A | L | 0-14 | Georgia | | 6-3-2 | |
| 10-21 | A | W | 34-6 | South Carolina | | 5-6-1 | |
| 10-30 | H | W | 32-0 | Wake Forest | | 3-6 | |
| 11-6 | A | L | 0-7 | Georgia Tech | | 6-3-1 | |
| 11-13 | A | W | 10-9 | Florida | | 4-7 | |
| 11-25 | A | T | 0-0 | Furman | | 4-3-2 | |

1938 (7-1-1 OVERALL 3-0-1 SoCON, 2nd)

Head Coach - Jess Neely (8th Season)

| Date | Site | W-L | Score | Opponent | AP Ranks | OFRD | OFRK |
|--------------|----------|----------|-------------|----------------------|----------|--------------|------|
| 9-17 | H | W | 26-0 | Presbyterian College | | 6-4 | |
| 9-24 | A | W | 13-10 | Tulane | | 7-2-1 | 19 |
| 10-1 | A | L | 7-20 | Tennessee | | 11-0 | #2 |
| 10-8 | N1 | T | 7-7 | Virginia Military | | 6-1-4 | |
| 10-20 | A | W | 34-12 | South Carolina | | 6-4-1 | |
| 10-28 | A | W | 7-0 | %Wake Forest | | 4-5-1 | |
| 11-5 | N2 | W | 27-0 | George Washington | | 5-4 | |
| 11-12 | A | W | 14-0 | Kentucky | | 2-7 | |
| 11-24 | H | W | 10-7 | Furman | | 2-7-1 | |

N1 - Charlotte, N.C.; N2 - Greenville, N.C.

1939 (9-1 OVERALL 4-0 SoCON, 2nd)

Ranked No. 12 by AP

Head Coach - Jess Neely (9th Season)

| Date | Site | W-L | Score | Opponent | AP Ranks | OFRD | OFRK |
|--------------|----------|----------|-------------|----------------------|----------|------------|--------|
| 9-23 | H | W | 18-0 | Presbyterian College | | 4-3-2 | |
| 9-30 | A | L | 6-7 | Tulane | | 8-1-1 | 5 |
| 10-7 | N1 | W | 25-6 | NC State | | 2-8 | |
| 10-19 | A | W | 27-0 | South Carolina | | 3-6-1 | |
| 10-28 | A | W | 15-7 | Navy | | 3-5-1 | |
| 11-3 | A | W | 13-6 | %George Washington | | 5-3 | |
| 11-11 | H | W | 20-7 | Wake Forest | | 7-3 | |
| 11-18 | A | W | 21-6 | Rhodes | 16/- | 3-5-1 | |
| 11-25 | A | W | 14-3 | Furman | 15/- | 5-4 | |
| 1-1 | N2 | W | 6-3 | Boston College | 12/11 | 9-2 | #12/11 |

N1 - Charlotte, N.C.; N2 - Dallas, Texas (Cotton Bowl)

1940 (6-2-1 OVERALL 4-0 SoCON, 1st)

Head Coach - Frank Howard (1st Season)

| Date | Site | W-L | Score | Opponent | AP Ranks | OFRD | OFRK |
|--------------|----------|----------|-------------|----------------------|----------|--------------|------|
| 9-21 | A | W | 38-0 | Presbyterian College | | 6-4 | |
| 9-28 | H | W | 26-0 | Wofford | | 3-4-2 | |
| 10-5 | N1 | W | 26-7 | NC State | | 3-6 | |
| 10-12 | H | W | 39-0 | Wake Forest | | 7-3 | |
| 10-24 | A | W | 21-13 | South Carolina | 13/- | 3-6 | |
| 11-2 | A | L | 0-13 | Tulane | 10/- | 5-5 | |
| 11-9 | A | L | 7-21 | Auburn | | 6-4-1 | |
| 11-16 | A | T | 12-12 | Rhodes | | | |
| 11-23 | A | W | 13-7 | Furman | | 5-4 | |

N1 - Charlotte, N.C.

1941 (7-2 OVERALL 5-1 SoCON, 3rd)

Head Coach - Frank Howard (2nd Season)

| Date | Site | W-L | Score | Opponent | AP Ranks | OFRD | OFRK |
|--------------|----------|----------|-------------|----------------------|----------|--------------|------|
| 9-20 | H | W | 41-12 | Presbyterian College | | 6-3 | |
| 9-27 | N1 | W | 36-7 | Virginia Military | | 4-6 | |
| 10-4 | N2 | W | 27-6 | NC State | | 4-5-2 | |
| 10-11 | A3 | W | 26-13 | Boston College | | 7-3 | |
| 10-23 | A | L | 14-18 | South Carolina | 14/- | 4-4-1 | |
| 10-31 | A | W | 19-0 | %George Washington | | 1-7-1 | |
| 11-15 | H | W | 29-0 | Wake Forest | | 5-5-1 | |
| 11-22 | A | W | 34-6 | Furman | 18/- | 3-4-2 | |
| 11-29 | A | L | 7-28 | Auburn | 16/- | 4-5-1 | |

N1 - Lynchburg, Va.; N2 - Charlotte, N.C.; A3 - Boston, Mass. (Fenway Park)

1942 (3-6-1 OVERALL 2-3-1 SoCON, 9th)

Head Coach - Frank Howard (3rd Season)

| Date | Site | W-L | Score | Opponent | AP Ranks | OFRD | OFRK |
|--------------|----------|----------|-------------|--------------------------|----------|------------|------|
| 9-19 | H | W | 32-13 | Presbyterian College | | 6-4 | |
| 9-26 | N1 | T | 0-0 | Virginia Military | | 3-5-1 | |
| 10-3 | N2 | L | 6-7 | NC State | | 4-4-2 | |
| 10-10 | A3 | L | 7-14 | Boston College | | 8-2 | |
| 10-22 | A | W | 18-6 | South Carolina | | 1-7-1 | |
| 10-31 | A | L | 6-19 | Wake Forest | | 6-2-1 | |
| 11-7 | H | L | 0-7 | George Washington | | 3-6 | |
| 11-14 | A | L | 6-24 | Jacksonville N.A.S. | | 9-3 | |
| 11-21 | H | W | 12-7 | Furman | | 3-6 | |
| 11-28 | A | L | 13-41 | Auburn | -/16 | 6-4-1 | |

- first game at Memorial Stadium; N1 - Lynchburg, Va.; N2 - Charlotte, N.C.; A3 - Boston, Mass. (Fenway Park)

1943 (2-6 OVERALL 2-3 SoCON, T-7th)

Head Coach - Frank Howard (4th Season)

| Date | Site | W-L | Score | Opponent | AP Ranks | OFRD | OFRK |
|--------------|----------|----------|--------------|----------------------|----------|------------|------|
| 9-25 | H | L | 12-13 | Presbyterian College | | 6-6 | |
| 10-2 | N1 | W | 19-7 | %NC State | | 3-6 | |
| 10-9 | N2 | L | 7-12 | Virginia Military | | 2-6 | |
| 10-21 | A | L | 6-33 | South Carolina | | 5-2 | |
| 10-30 | H | L | 12-41 | Wake Forest | | 4-5 | |
| 11-6 | A | W | 26-6 | Davidson | | 0-5 | |
| 11-13 | N3 | L | 6-32 | Georgia Pre-Flight | | 5-1 | |
| 11-20 | A | L | 6-41 | Georgia Tech | -/15 | 8-3 | #13 |

N1 - Charlotte, N.C.; N2 - Roanoke, Va.; N3 - Greenville, S.C.

1944 (4-5 OVERALL 3-1 SoCON, T-3rd)

Head Coach - Frank Howard (5th Season)

| Date | Site | W-L | Score | Opponent | AP Ranks | OFRD | OFRK |
|--------------|----------|----------|--------------|--------------------------|----------|------------|------|
| 9-23 | H | W | 34-0 | Presbyterian College | | 3-6 | |
| 9-30 | A | L | 0-51 | Georgia Tech | | 8-3 | #13 |
| 10-7 | N1 | W | 13-7 | NC State | | 7-2 | |
| 10-19 | A | W | 20-13 | South Carolina | | 3-4-2 | |
| 10-28 | A | L | 7-26 | Tennessee | -/20 | 7-1-1 | #12 |
| 11-4 | A | L | 7-13 | Wake Forest | -/17 | 8-1 | |
| 11-11 | H | W | 57-12 | Virginia Military | | 1-8 | |
| 11-18 | A | L | 20-36 | Tulane | | 4-3 | |
| 11-24 | A | L | 7-21 | Georgia | | 7-3 | |

N1 - Charlotte, N.C.

1945 (6-3-1 OVERALL 2-1-1 SoCON, 4th)

Head Coach - Frank Howard (6th Season)

| Date | Site | W-L | Score | Opponent | AP Ranks | OFRD | OFRK |
|--------------|----------|----------|-------------|-------------------------|----------|--------------|------|
| 9-22 | H | W | 76-0 | Presbyterian College | | 1-6 | |
| 9-29 | A | L | 0-20 | Georgia | | 9-2 | #18 |
| 10-6 | A | W | 13-0 | %NC State | | 3-6 | |
| 10-13 | H | W | 7-6 | Pensacola N.A.S. | | | |
| 10-25 | A | T | 0-0 | South Carolina | | 2-4-3 | |
| 11-2 | A | L | 6-7 | %Miami (Fla.) | | 9-1-1 | # |
| 11-10 | H | W | 35-0 | Virginia Tech | | 2-6 | |
| 11-17 | A | W | 47-20 | Tulane | | 2-6-1 | |
| 11-24 | A | W | 21-7 | Georgia Tech | | 4-6 | |
| 12-1 | H | L | 6-13 | Wake Forest | 16/- | 5-3-1 | |

1946 (4-5 OVERALL 2-3 SoCON, 11th)

Head Coach - Frank Howard (7th Season)

| Date | Site | W-L | Score | Opponent | AP Ranks | OFRD | OFRK |
|--------------|----------|----------|-------------|----------------------|----------|------------|------------|
| 9-21 | H | W | 39-0 | Presbyterian College | | 7-2 | |
| 9-27 | A | L | 12-35 | %Georgia | | 11-0 | #3 |
| 10-5 | H | L | 7-14 | NC State | | 8-3 | #18 |
| 10-12 | A | L | 7-19 | Wake Forest | | 6-3 | |
| 10-24 | A | L | 14-26 | South Carolina | | 5-3 | |
| 11-2 | A | W | 14-7 | Virginia Tech | | 3-4-3 | # |
| 11-9 | A | L | 13-54 | Tulane | | 3-7 | |
| 11-16 | H | W | 20-6 | Furman | | 2-8 | |
| 11-23 | N1 | W | 21-13 | Auburn | | 4-6 | |

N1 - Montgomery, Ala.

1947 (4-5 OVERALL 1-3 SoCON, 12th)

Head Coach - Frank Howard (8th Season)

| Date | Site | W-L | Score | Opponent | AP Ranks | OFRD | OFRK |
|--------------|----------|----------|--------------|----------------------|----------|------------|------|
| 9-20 | H | W | 42-0 | Presbyterian College | | 4-5-1 | |
| 9-26 | A1 | L | 22-32 | %Boston College | | 5-4 | |
| 10-4 | H | L | 14-16 | Wake Forest | | 6-4 | |
| 10-11 | A | L | 0-18 | %NC State | | 5-3-1 | 17 |
| 10-23 | A | L | 19-21 | South Carolina | | 6-2-1 | |
| 10-31 | A | L | 6-21 | %Georgia | | 7-4-1 | # |
| 11-8 | A | W | 35-7 | Furman | | 2-7 | |
| 11-15 | A | W | 34-13 | %Duke | | 2-8 | |
| 11-22 | H | W | 34-18 | Auburn | | 2-7 | |

A1 - Boston, Mass. (Braves Field)

1948 (11-0 OVERALL 5-0 SoCON, 1st)

Ranked No. 11 by AP

Head Coach - Frank Howard (9th Season)

| Date | Site | W-L | Score | Opponent | AP Ranks | OFRD | OFRK |
|--------------|----------|----------|-------------|----------------------|----------|--------------|-------|
| 9-25 | H | W | 53-0 | Presbyterian College | | 5-4 | |
| 10-2 | H | W | 6-0 | %NC State | | 3-6-1 | |
| 10-9 | A | W | 21-7 | Mississippi State | | 4-4-1 | |
| 10-21 | A | W | 13-7 | South Carolina | 14/- | 3-5 | |
| 10-29 | A1 | W | 26-19 | %Boston College | 13/- | 5-2-2 | |
| 11-6 | H | W | 41-0 | Furman | 12/- | 2-6-1 | |
| 11-13 | A | W | 21-14 | Wake Forest | 10/19 | 6-4 | #20/- |
| 11-20 | H | W | 42-0 | Duquesne | 9/- | 2-7 | |
| 11-27 | N2 | W | 7-6 | Auburn | 11/- | 1-8-1 | |
| 12-4 | A | W | 20-0 | The Citadel | 10/- | 2-7 | |
| 1-1 | N3 | W | 24-23 | Missouri | 11/- | 8-3 | # |

^ - first home night game; A1 - Boston, Mass. (Braves Field); N2 - Mobile, Ala.; N3 - Jacksonville, Fla. (Gator Bowl)

1949 (4-4-2 OVERALL 2-2 SoCON, 8th)

Head Coach - Frank Howard (10th Season)

| Date | Site | W-L | Score | Opponent | AP Ranks | OFRD | OFRK |
|--------------|----------|----------|-------------|---------------------------|----------|--------------|------|
| 9-17 | H | W | 69-7 | %Presbyterian College | | 5-4 | |
| 9-24 | A | L | 7-33 | %Rice | | 10-1 | #5/- |
| 10-1 | A | W | 7-6 | %NC State | | 3-7 | |
| 10-8 | H | T | 7-7 | %Mississippi State | | 0-8-1 | |
| 10-20 | A | L | 13-27 | South Carolina | | 4-6 | |
| 10-29 | H | L | 21-3 | | | | |

ALL-TIME RESULTS

1955 (7-3 OVERALL 3-1 ACC, 3rd)

Head Coach - Frank Howard (16th Season)

| Date | Site | W-L | Score | Opponent | AP Ranks | OFRD | OFRK |
|-------|------|-----|-------|-----------------------|----------|-------|------|
| 9-17 | H | W | 33-0 | %Presbyterian College | 3-5-1 | | |
| 9-24 | A | W | 20-7 | *Virginia | 1-9 | | |
| 10-1 | H | W | 26-7 | Georgia | 4-6 | | |
| 10-8 | A | L | 7-21 | %Rice | 16/- | 2-7-1 | |
| 10-20 | A | W | 28-14 | *South Carolina | 3-6 | | |
| 10-29 | H | W | 19-13 | *Wake Forest | 5-4-1 | | |
| 11-5 | N1 | W | 21-16 | Virginia Tech | 6-3-1 | | |
| 11-12 | H | L | 12-25 | *Maryland | -/2 | 10-1 | #3/3 |
| 11-19 | N2 | L | 0-21 | Auburn | -/12 | 8-2-1 | #8/8 |
| 11-26 | A | W | 40-20 | Furman | 1-9 | | |

N1 - Roanoke, Va.; N2 - Mobile, Ala.

1956 (7-2-2 OVERALL 4-0-1 ACC, 1st)

Ranked No. 19 by AP
Head Coach - Frank Howard (17th Season)

| Date | Site | W-L | Score | Opponent | AP Ranks | OFRD | OFRK |
|-------|------|-----|-------|-----------------------|----------|-------|--------|
| 9-22 | H | W | 27-7 | %Presbyterian College | 4-6 | | |
| 9-29 | A | T | 20-20 | Florida | -/19 | 6-3-1 | |
| 10-6 | A | W | 13-7 | *%NC State | 3-7 | | |
| 10-13 | A | W | 17-0 | *Wake Forest | 2-5-3 | | |
| 10-25 | A | W | 7-0 | *South Carolina | 20/- | 7-3 | |
| 11-3 | H | W | 21-6 | Virginia Tech | 13/16 | 7-2-1 | |
| 11-10 | A | T | 6-6 | *Maryland | 11/- | 2-7-1 | |
| 11-16 | A | L | 0-21 | %Miami (Fla.) | 13/8 | 8-1-1 | 6/6 |
| 11-24 | H | W | 7-0 | *Virginia | 4-6 | | |
| 12-1 | H | W | 28-7 | Furman | 2-8 | | |
| 1-1 | N1 | L | 21-27 | Colorado | 19/20 | 8-2-1 | #20/18 |

N1 - Miami, Fla. (Orange Bowl)

1957 (7-3 OVERALL 4-3 ACC, T-3rd)

Ranked No. 18 by UPI
Head Coach - Frank Howard (18th Season)

| Date | Site | W-L | Score | Opponent | AP Ranks | OFRD | OFRK |
|-------|------|-----|-------|----------------------|----------|-------|--------|
| 9-21 | H | W | 66-0 | Presbyterian College | 0-8-1 | | |
| 9-28 | A | L | 0-26 | *North Carolina | 6-4 | | |
| 10-5 | H | L | 7-13 | *NC State | -/13 | 7-1-2 | 15/- |
| 10-12 | A | W | 20-6 | *Virginia | 3-6-1 | | |
| 10-24 | A | W | 13-0 | *South Carolina | 5-5 | | |
| 11-2 | A | W | 20-7 | %Rice | 7-4 | | #8/7 |
| 11-9 | H | W | 26-7 | *Maryland | 5-5 | | |
| 11-16 | A | L | 6-7 | *Duke | 14/11 | 6-3-2 | #16/14 |
| 11-23 | H | W | 13-6 | *Wake Forest | 0-10 | | |
| 11-30 | A | W | 45-6 | Furman | 3-7 | | |

1958 (8-3 OVERALL 5-1 ACC, 1st)

Ranked No. 12 by AP, No. 13 by UPI
Head Coach - Frank Howard (19th Season)

| Date | Site | W-L | Score | Opponent | AP Ranks | OFRD | OFRK |
|-------|------|-----|-------|-----------------|--------------------|-------|------|
| 9-20 | H | W | 20-15 | *Virginia | 18/- | 1-9 | |
| 9-27 | H | W | 26-21 | *North Carolina | 6-4 | | |
| 10-4 | A | W | 8-0 | *Maryland | 10/- | 4-6 | |
| 10-11 | A | W | 12-7 | %Vanderbilt | 8/- | 5-2-3 | |
| 10-23 | A | L | 6-26 | *South Carolina | 10/- | 7-3 | 15/- |
| 11-1 | H | W | 14-12 | *Wake Forest | 19/- | 3-7 | |
| 11-8 | A | L | 0-13 | Georgia Tech | 17/19 ^u | 5-4-1 | |
| 11-15 | A | W | 13-6 | *NC State | 2-7-1 | | |
| 11-22 | H | W | 34-12 | Boston College | 16/- | 7-3 | |
| 11-29 | H | W | 36-19 | Furman | 12/- | 2-7 | |
| 1-1 | N1 | L | 0-7 | Louisiana State | 12/1 | 11-0 | #1/1 |

N1 - New Orleans, La. (Sugar Bowl)

1959 (9-2 OVERALL 6-1 ACC, 1st)

Ranked No. 11 by AP
Head Coach - Frank Howard (20th Season)

| Date | Site | W-L | Score | Opponent | AP Ranks | OFRD | OFRK |
|-------|------|-----|-------|-----------------|----------|-------|------|
| 9-19 | A | W | 20-18 | *North Carolina | 18/12 | 5-5 | |
| 9-26 | A | W | 47-0 | *Virginia | 5/- | 0-10 | |
| 10-3 | A | L | 6-16 | Georgia Tech | 6/7 | 6-5 | # |
| 10-10 | H | W | 23-0 | *NC State | 1-9 | | |
| 10-22 | A | W | 27-0 | *South Carolina | 17/- | 6-4 | |
| 10-31 | A | W | 19-0 | %Rice | 12/- | 1-7-2 | |
| 11-7 | H | W | 6-0 | *Duke | 10/- | 4-6 | |
| 11-14 | H | L | 25-28 | *Maryland | 11/- | 5-5 | |
| 11-21 | H | W | 33-31 | *Wake Forest | 19/- | 6-4 | |
| 11-28 | A | W | 56-3 | Furman | 14/- | 3-7 | |
| 12-19 | N1 | W | 23-7 | TCU | 11/7 | 8-3 | #7/8 |

N1 - Houston, Texas (Bluebonnet Bowl)

1960 (6-4 OVERALL 4-2 ACC, 4th)

Head Coach - Frank Howard (21st Season)

| Date | Site | W-L | Score | Opponent | AP Ranks | OFRD | OFRK |
|-------|------|-----|-------|---------------|-------------------|------|--------|
| 9-24 | A | W | 28-7 | *Wake Forest | 9/- | 2-8 | |
| 10-1 | H | W | 13-7 | Virginia Tech | 7/- | 6-4 | |
| 10-8 | H | W | 21-7 | *Virginia | 8/- | 0-10 | |
| 10-15 | A | L | 17-19 | *Maryland | 8/- | 6-4 | |
| 10-22 | A | L | 6-21 | *Duke | -/18 ^u | 8-3 | #10/11 |

| | | | | | | | |
|-------|---|---|-------|------------------------------|-------|--|--|
| 10-29 | A | L | 20-22 | Vanderbilt | 3-7 | | |
| 11-5 | H | W | 24-0 | *North Carolina | 3-7 | | |
| 11-12 | H | W | 12-2 | *South Carolina [^] | 3-6-1 | | |
| 11-19 | A | L | 14-25 | Boston College | 3-6-1 | | |
| 11-26 | H | W | 42-14 | Furman | 5-4 | | |

[^] - First South Carolina game at Clemson

1961 (5-5 OVERALL 3-3 ACC, T-3rd)

Head Coach - Frank Howard (22nd Season)

| Date | Site | W-L | Score | Opponent | AP Ranks | OFRD | OFRK |
|-------|------|-----|-------|-----------------|----------|------|--------|
| 9-23 | A | L | 17-21 | Florida | 4-5-1 | | |
| 9-30 | H | L | 21-24 | *Maryland | 7-3 | | |
| 10-7 | A | W | 27-0 | *North Carolina | 5-5 | | |
| 10-14 | H | L | 13-17 | *Wake Forest | 4-6 | | |
| 10-21 | A | W | 17-7 | *Duke | 7-3 | | #20/14 |
| 10-28 | A | L | 14-24 | Auburn | 6-4 | | |
| 11-4 | H | W | 21-6 | Tulane | 2-8 | | |
| 11-11 | A | L | 14-21 | *South Carolina | 4-6 | | |
| 11-18 | H | W | 35-6 | Furman | 7-3 | | |
| 11-25 | H | W | 20-0 | *NC State | 4-6 | | |

1962 (6-4 OVERALL 5-1 ACC, 2nd)

Head Coach - Frank Howard (23rd Season)

| Date | Site | W-L | Score | Opponent | AP Ranks | OFRD | OFRK |
|-------|------|-----|-------|-----------------|-------------------|-------|------|
| 9-22 | A | L | 9-26 | Georgia Tech | 7-3-1 | # | |
| 9-29 | A | W | 7-0 | *NC State | 3-6-1 | | |
| 10-6 | A | W | 24-7 | *Wake Forest | 0-10 | | |
| 10-13 | H | L | 16-24 | Georgia | 3-4-3 | | |
| 10-20 | H | L | 0-16 | *Duke | 8-2 | -/14 | |
| 10-27 | H | L | 14-17 | Auburn | -/10 ^u | 6-3-1 | |
| 11-3 | H | W | 17-6 | *North Carolina | 3-7 | | |
| 11-10 | A | W | 44-3 | Furman | 4-6 | | |
| 11-17 | A | W | 17-14 | *Maryland | 6-4 | | |
| 11-24 | H | W | 20-17 | *South Carolina | 4-5-1 | | |

1963 (5-4-1 OVERALL 5-2 ACC, T-3rd)

Head Coach - Frank Howard (24th Season)

| Date | Site | W-L | Score | Opponent | AP Ranks | OFRD | OFRK |
|-------|------|-----|-------|------------------------------|----------|------|------|
| 9-21 | A | L | 14-31 | Oklahoma | -/4 | 8-2 | 10/8 |
| 9-28 | A | L | 0-27 | Georgia Tech | -/9 | 7-3 | |
| 10-5 | H | L | 3-7 | *NC State | 8-3 | # | |
| 10-12 | H | T | 7-7 | %Georgia | 4-5-1 | | |
| 10-19 | A | L | 30-35 | *Duke | 5-4 | | |
| 10-26 | A | W | 35-0 | *Virginia | 2-7 | | |
| 11-2 | H | W | 36-0 | *Wake Forest | 1-9 | | |
| 11-9 | A | W | 11-7 | *North Carolina | 9-2 | -/19 | |
| 11-16 | H | W | 21-6 | *Maryland | 3-7 | | |
| 11-28 | A | W | 24-20 | *South Carolina [^] | 1-8 | | |

[^] - only South Carolina game played on Thanksgiving Day (moved from Nov. 23 due to the death of President John F. Kennedy)

1964 (3-7 OVERALL 2-4 ACC, 7th)

Head Coach - Frank Howard (25th Season)

| Date | Site | W-L | Score | Opponent | AP Ranks | OFRD | OFRK |
|-------|------|-----|-------|-----------------|----------|------|------|
| 9-19 | H | W | 28-0 | Furman | 3-7 | | |
| 9-26 | A | L | 0-9 | *NC State | 5-5 | | |
| 10-3 | A | L | 7-14 | Georgia Tech | 7-3 | | |
| 10-10 | A | L | 7-19 | Georgia | 7-3-1 | # | |
| 10-17 | A | W | 21-2 | *Wake Forest | 5-5 | | |
| 10-24 | A | L | 10-14 | TCU | 4-6-4 | | |
| 10-31 | H | W | 29-7 | *Virginia | 5-5 | | |
| 11-7 | H | L | 0-29 | *North Carolina | 5-5 | | |
| 11-14 | A | L | 0-34 | *Maryland | 5-5 | | |
| 11-21 | H | L | 3-7 | *South Carolina | 3-5 | | |

1965 (5-5 OVERALL 4-3 ACC, T-1st)

Head Coach - Frank Howard (26th Season)

| Date | Site | W-L | Score | Opponent | AP Ranks | OFRD | OFRK |
|-------|------|-----|-------|-----------------|----------|------|------|
| 9-18 | H | W | 21-7 | *NC State | 6-4 | | |
| 9-25 | A | W | 20-14 | *Virginia | 4-6 | | |
| 10-2 | A | L | 6-38 | Georgia Tech | 7-3-1 | | |
| 10-9 | A | L | 9-23 | Georgia | -/4 | 6-4 | |
| 10-16 | A | W | 3-2 | *Duke | 6-4 | | |
| 10-23 | H | W | 3-0 | TCU | 6-5 | # | |
| 10-30 | H | W | 26-13 | *Wake Forest | 3-7 | | |
| 11-6 | A | L | 13-17 | *North Carolina | 4-6 | | |
| 11-13 | H | L | 0-6 | *Maryland | 4-6 | | |
| 11-20 | A | L | 16-17 | *South Carolina | 5-5 | | |

1966 (6-4 OVERALL 6-1 ACC, 1st)

Head Coach - Frank Howard (27th Season)

| Date | Site | W-L | Score | Opponent | AP Ranks | OFRD | OFRK |
|-------|------|-----|-------|---------------------|----------|------|------|
| 9-24 | H | W | 40-35 | *Virginia | 4-6 | | |
| 10-1 | A | L | 12-13 | Georgia Tech | -/9 | 9-2 | #8/8 |
| 10-8 | A | L | 0-26 | Alabama | -/4 | 11-0 | #3/3 |
| 10-15 | H | W | 9-6 | *Duke | 5-5 | | |
| 10-22 | A | L | 0-30 | Southern California | -/5 | 7-4 | -/18 |
| 10-29 | A | W | 23-21 | *Wake Forest | 3-7 | | |
| 11-5 | H | W | 27-3 | *North Carolina | 2-8 | | |

| | | | | | | | |
|-------|---|---|-------|-----------------|-----|--|--|
| 11-12 | A | W | 14-10 | *Maryland | 4-6 | | |
| 11-19 | A | L | 14-23 | *NC State | 5-5 | | |
| 11-26 | H | W | 35-10 | *South Carolina | 1-9 | | |

1967 (6-4 OVERALL 6-0 ACC, 1st)

Head Coach - Frank Howard (28th Season)

| Date | Site | W-L | Score | Opponent | AP Ranks | OFRD | OFRK |
|-------|------|-----|-------|-----------------|----------|------|------|
| 9-23 | H | W | 23-6 | *Wake Forest | 4-6 | | |
| 9-30 | H | L | 17-24 | Georgia | -/5 | 7-4 | -/18 |
| 10-7 | A | L | 0-10 | Georgia Tech | 4-6 | # | |
| 10-14 | A | L | 21-43 | Auburn | 6-4 | | |
| 10-21 | A | W | 13-7 | *Duke | 4-6 | | |
| 10-28 | H | L | 10-13 | Alabama | 8-2-1 | #8/7 | |
| 11-4 | A | W | 17-0 | *North Carolina | 2-8 | | |
| 11-11 | H | W | 28-7 | *Maryland | 0-9 | | |
| 11-18 | H | W | 14-6 | *NC State | -/10 | 9-2 | -/17 |
| 11-25 | A | W | 23-12 | *South Carolina | 5-5 | | |

1968 (4-5-1 OVERALL 4-1-1 ACC, 2nd)

ALL-TIME RESULTS

| | | | | | | |
|-------|---|---|-------|------------------|-----|-------|
| 11-18 | A | L | 17-42 | *NC State | 8-3 | #17/- |
| 11-25 | H | W | 7-6 | \$South Carolina | 4-7 | |

1973 (5-6 OVERALL 4-2 ACC, 3rd)

Head Coach - Red Parker (1st Season)

| Date | Site | W-L | Score | Opponent | AP Ranks | OFRD | OFRK |
|-------|------|-----|-------|-----------------|----------|-------|--------|
| 9-8 | H | W | 14-12 | The Citadel | | 3-8 | |
| 9-22 | A | L | 14-31 | Georgia | | 7-4-1 | # |
| 9-29 | A | L | 21-29 | Georgia Tech | | 5-6 | |
| 10-6 | H | L | 15-30 | Texas A&M | | 5-6 | |
| 10-13 | H | W | 32-27 | *Virginia | | 4-7 | |
| 10-20 | A | W | 24-8 | *Duke | | 2-8 | |
| 10-27 | H | L | 6-29 | *NC State | | 9-3 | #16/- |
| 11-3 | H | W | 35-8 | *Wake Forest | | 1-9 | |
| 11-10 | A | W | 37-29 | *North Carolina | | 4-7 | |
| 11-17 | H | L | 13-28 | *Maryland | | 8-4 | #20/18 |
| 11-24 | A | L | 20-32 | South Carolina | | 7-4 | |

1974 (7-4 OVERALL 4-2 ACC, T-2nd)

Head Coach - Red Parker (2nd Season)

| Date | Site | W-L | Score | Opponent | AP Ranks | OFRD | OFRK |
|-------|------|-----|-------|-----------------|----------|-------|--------|
| 9-14 | A | L | 0-24 | Texas A&M | -/20 | 8-3 | 16/15 |
| 9-21 | A | L | 10-31 | *%NC State | -/15 | 9-2-1 | #11/9 |
| 9-28 | H | W | 21-17 | Georgia Tech | | 6-5 | |
| 10-5 | H | W | 28-24 | Georgia | | 6-6 | # |
| 10-12 | A | L | 0-41 | *Maryland | | 8-4 | #13/13 |
| 10-19 | H | W | 17-13 | *Duke | | 6-5 | |
| 10-26 | A | L | 28-29 | Tennessee | | 7-3-2 | #20/15 |
| 11-2 | A | W | 21-9 | *Wake Forest | | 1-10 | |
| 11-9 | H | W | 54-32 | *North Carolina | | 7-5 | # |
| 11-16 | H | W | 28-9 | *Virginia | | 4-7 | |
| 11-23 | H | W | 39-21 | South Carolina | | 4-7 | |

1975 (2-9 OVERALL 2-3 ACC, 5th)

Head Coach - Red Parker (3rd Season)

| Date | Site | W-L | Score | Opponent | AP Ranks | OFRD | OFRK |
|-------|------|-----|-------|-----------------|----------|-------|--------|
| 9-13 | H | L | 13-17 | Tulane | | | |
| 9-20 | A | L | 0-56 | %Alabama | -/14 | 11-1 | #3/3 |
| 9-27 | A | L | 28-33 | Georgia Tech | | 7-4 | |
| 10-4 | A | L | 7-35 | Georgia | | 9-3 | #19/19 |
| 10-11 | H | W | 16-14 | *Wake Forest | | 3-8 | |
| 10-18 | A | L | 21-25 | *Duke | | 4-5-2 | |
| 10-25 | H | L | 7-45 | *NC State | | 7-4-1 | |
| 11-1 | H | L | 7-43 | Florida State | | 3-8 | |
| 11-8 | A | W | 38-35 | *North Carolina | | 3-7-1 | |
| 11-15 | H | L | 20-22 | *Maryland | | 9-2-1 | #13/11 |
| 11-22 | A | L | 20-56 | South Carolina | | 7-5 | # |

1976 (3-6-2 OVERALL 0-4-1 ACC, 7th)

Head Coach - Red Parker (4th Season)

| Date | Site | W-L | Score | Opponent | AP Ranks | OFRD | OFRK |
|-------|------|-----|-------|------------------|----------|-------|--------|
| 9-11 | H | W | 10-7 | The Citadel | | 6-5 | |
| 9-18 | H | L | 0-41 | Georgia | -/9 | 10-2 | #10/10 |
| 9-25 | A | T | 24-24 | %Georgia Tech | | 4-6-1 | |
| 10-2 | A | L | 19-21 | Tennessee | | 6-5 | |
| 10-9 | A | L | 14-20 | *Wake Forest | | 5-6 | |
| 10-16 | H | T | 18-18 | *Duke | | 5-5 | |
| 10-23 | A | L | 21-38 | *NC State | | 3-7 | |
| 10-30 | A | W | 15-12 | %Florida State | | 5-6 | |
| 11-6 | H | L | 23-27 | *North Carolina | | 9-3 | # |
| 11-13 | A | L | 0-20 | *Maryland | -/6 | 11-1 | #8/11 |
| 11-20 | H | W | 28-9 | \$South Carolina | | 6-5 | |

1977 (8-3-1 OVERALL 4-1-1 ACC, 2nd)

Ranked No. 19 by AP
Head Coach - Charley Pell (1st Season)

| Date | Site | W-L | Score | Opponent | AP Ranks | OFRD | OFRK |
|-------|------|-----|-------|-----------------|----------|-------|--------|
| 9-10 | H | L | 14-21 | *Maryland | -/10 | 8-4 | # |
| 9-17 | A | W | 7-6 | Georgia | -/17 | 5-6 | |
| 9-24 | A | W | 31-14 | Georgia Tech | | 6-5 | |
| 10-1 | A | W | 31-13 | %Virginia Tech | | 3-7-1 | |
| 10-8 | H | W | 31-0 | *\$Virginia | | 1-9-1 | |
| 10-15 | A | W | 17-11 | *Duke | | 5-6 | |
| 10-22 | H | W | 7-3 | *NC State | 20/- | 8-4 | #-/19 |
| 10-29 | H | W | 26-0 | *Wake Forest | 16/- | 1-10 | |
| 11-5 | A | T | 13-13 | *North Carolina | 13/- | 8-3-1 | #17/14 |
| 11-12 | H | L | 17-21 | Notre Dame | 15/5 | 11-1 | #1/1 |
| 11-19 | A | W | 31-27 | South Carolina | 15/- | 5-7 | |
| 12-30 | N1 | L | 3-34 | %Pittsburgh | 11/10 | 9-2-1 | #8/7 |

N1 - Jacksonville, Fla. (Gator Bowl)

1978 (11-1 OVERALL 6-0 ACC, 1st)

Ranked No. 6 by AP, No. 6 by UPI
Head Coach (Games 1-11) - Charley Pell (2nd Season)
Head Coach (Game 12) - Danny Ford (1st Season)

| Date | Site | W-L | Score | Opponent | AP Ranks | OFRD | OFRK |
|------|------|-----|-------|-------------|----------|-------|--------|
| 9-16 | H | W | 58-3 | The Citadel | | 5-6 | |
| 9-23 | A | L | 0-12 | Georgia | 8/- | 9-2-1 | #16/15 |
| 9-30 | H | W | 31-0 | Villanova | | 5-6 | |

| | | | | | | | |
|-------|----|---|-------|-----------------|-------|-------|--------|
| 10-7 | H | W | 38-7 | Virginia Tech | | 4-7 | |
| 10-14 | A | W | 30-14 | *Virginia | | 2-9 | |
| 10-21 | H | W | 28-8 | *Duke | | 4-7 | |
| 10-28 | A | W | 33-10 | *NC State | 20/- | 9-3 | #18/19 |
| 11-4 | A | W | 51-6 | *Wake Forest | 16/- | 1-10 | |
| 11-11 | H | W | 13-9 | *North Carolina | 15/- | 5-6 | |
| 11-18 | A | W | 28-24 | *Maryland | 12/11 | 9-3 | #20/- |
| 11-25 | H | W | 41-23 | South Carolina | 10/- | 5-5-1 | |
| 12-29 | N1 | W | 17-15 | %Ohio State | 7/20 | 7-4-1 | # |

N1 - Jacksonville, Fla. (Gator Bowl)

1979 (8-4 OVERALL 4-2 ACC, T-2nd)

Head Coach - Danny Ford (2nd Season, 1st Full Season)

| Date | Site | W-L | Score | Opponent | AP Ranks | OFRD | OFRK |
|-------|------|-----|-------|-----------------|----------|------|--------|
| 9-8 | H | W | 21-0 | Furman | | 5-6 | |
| 9-15 | H | L | 0-19 | *Maryland | | 7-4 | |
| 9-22 | H | W | 12-7 | Georgia | | 6-5 | |
| 10-6 | H | W | 17-7 | *Virginia | | 2-8 | |
| 10-13 | A | W | 21-0 | Virginia Tech | | 5-6 | |
| 10-20 | A | W | 28-10 | *Duke | | 2-8 | |
| 10-27 | H | L | 13-16 | *NC State | | 7-4 | |
| 11-3 | H | W | 31-0 | *Wake Forest | -/14 | 8-4 | # |
| 11-10 | A | W | 19-10 | *North Carolina | 18/- | 8-3 | #15/14 |
| 11-17 | A | W | 16-10 | Notre Dame | 14/- | 7-4 | |
| 11-24 | A | L | 9-13 | South Carolina | 13/19 | 8-4 | # |
| 12-31 | N1 | L | 18-24 | Baylor | 18/19 | 8-4 | #14/15 |

N1 - Atlanta, Ga. (Peach Bowl)

1980 (6-5 OVERALL 2-4 ACC, T-4th)

Head Coach - Danny Ford (3rd Season, 2nd Full Season)

| Date | Site | W-L | Score | Opponent | AP Ranks | OFRD | OFRK |
|-------|------|-----|-------|------------------|----------|-------|-------|
| 9-13 | H | W | 19-3 | Rice | | 5-6 | |
| 9-20 | A | L | 16-20 | Georgia | -/10 | 12-0 | #1/1 |
| 9-27 | H | W | 17-10 | Western Carolina | | 3-7-1 | |
| 10-4 | H | W | 13-10 | Virginia Tech | | 8-4 | # |
| 10-11 | A | W | 27-24 | *Virginia | | 4-7 | |
| 10-18 | H | L | 17-34 | *Duke | | 2-9 | |
| 10-25 | A | L | 20-24 | *\$NC State | | 6-5 | |
| 11-1 | A | W | 35-33 | *Wake Forest | | 5-6 | |
| 11-8 | H | L | 19-24 | *North Carolina | -/14 | 11-1 | #10/9 |
| 11-15 | A | L | 7-34 | *Maryland | | 8-4 | # |
| 11-22 | H | W | 27-6 | South Carolina | -/14 | 8-4 | # |

1981 (12-0 OVERALL 6-0 ACC, 1st)

National Champion
Ranked No. 1 by AP, No. 1 by UPI
Head Coach - Danny Ford (4th Season, 3rd Full Season)

| Date | Site | W-L | Score | Opponent | AP Ranks | OFRD | OFRK |
|-------|------|-----|-------|-----------------|----------|------|-------|
| 9-5 | H | W | 45-10 | Wofford | | 6-5 | |
| 9-12 | A | W | 13-5 | %Tulane | | 6-5 | |
| 9-19 | H | W | 13-3 | Georgia | -/4 | 10-2 | #6/5 |
| 10-3 | A | W | 21-3 | Kentucky | 14/- | 3-8 | |
| 10-10 | H | W | 27-0 | *Virginia | 9/- | 1-10 | |
| 10-17 | A | W | 38-10 | *Duke | 6/- | 6-5 | |
| 10-24 | H | W | 17-7 | *NC State | 4/- | 4-7 | |
| 10-31 | H | W | 82-24 | *Wake Forest | 3/- | 4-7 | |
| 11-7 | A | W | 10-8 | *North Carolina | 2/8 | 10-2 | #9/8 |
| 11-14 | H | W | 21-7 | *Maryland | 2/- | 4-7 | |
| 11-21 | A | W | 29-13 | South Carolina | 2/- | 6-6 | |
| 1-1 | N1 | W | 22-15 | %Nebraska | 1/4 | 9-3 | #11/9 |

N1 - Miami, Fla. (Orange Bowl)

1982 (9-1-1 OVERALL 6-0 ACC, 1st)

Ranked No. 8 by AP
Head Coach - Danny Ford (5th Season, 4th Full Season)

| Date | Site | W-L | Score | Opponent | AP Ranks | OFRD | OFRK |
|-------|------|-----|-------|------------------|----------|--------|--------|
| 9-6 | A | L | 7-13 | %Georgia | 11/7 | 11-1 | #4/4 |
| 9-18 | H | T | 17-17 | Boston College | 16/- | 8-3-1 | # |
| 9-25 | H | W | 21-10 | Western Carolina | | 6-5 | |
| 10-2 | H | W | 24-6 | Kentucky | | 0-10-1 | |
| 10-9 | A | W | 48-0 | *\$Virginia | | 2-9 | |
| 10-16 | H | W | 49-14 | *Duke | 20/- | 6-5 | |
| 10-23 | A | W | 38-29 | *NC State | 18/- | 6-5 | |
| 11-6 | H | W | 16-13 | *North Carolina | 13/18 | 8-4 | #18/13 |
| 11-13 | A | W | 24-22 | *Maryland | 11/18 | 8-4 | #20/20 |
| 11-20 | H | W | 24-6 | South Carolina | 10/- | 4-7 | |
| 11-28 | N1 | W | 21-17 | *Wake Forest | 10/- | 3-8 | |

N1 - Tokyo, Japan

1983 (9-1-1 OVERALL 7-0 ACC)

Ranked No. 10 by USA Today, No. 11 by AP
Head Coach - Danny Ford (6th Season, 5th Full Season)

| Date | Site | W-L | Score | Opponent | AP Ranks | OFRD | OFRK |
|-------|------|-----|-------|--------------------|----------|--------|--------|
| 9-3 | H | W | 44-10 | \$Western Carolina | | 11-3 | |
| 9-10 | A | L | 16-31 | %Boston College | | 9-3 | #19/20 |
| 9-17 | H | T | 16-16 | Georgia | -/11 | 10-1-1 | #4/4 |
| 9-24 | H | W | 41-14 | *Georgia Tech | | 3-8 | |
| 10-8 | H | W | 42-21 | *Virginia | | 6-5 | |
| 10-15 | A | W | 38-31 | *Duke | | 3-8 | |

| | | | | | | | |
|-------|---|---|-------|-----------------|-------|-----|---|
| 10-22 | H | W | 27-17 | *NC State | | 3-8 | |
| 10-29 | H | W | 24-17 | *Wake Forest | | 4-7 | |
| 11-5 | A | W | 16-3 | *North Carolina | -/10 | 8-4 | # |
| 11-12 | H | W | 52-27 | *Maryland | 17/11 | 8-4 | # |
| 11-19 | A | W | 22-13 | South Carolina | 13/- | 5-6 | |

Note: Not eligible for ACC title.

1984 (7-4 OVERALL 5-2 ACC)

Head Coach - Danny Ford (7th Season, 6th Full Season)

| Date | Site | W-L | Score | Opponent | AP Ranks | OFRD | OFRK |
|-------|------|-----|-------|-------------------|----------|-------|--------|
| 9-1 | H | W | 40-7 | Appalachian State | 4/- | 4-7 | |
| 9-8 | A | W | 55-0 | *%Virginia | 3/- | 8-4 | #20/17 |
| 9-22 | A | L | 23-26 | Georgia | 2/20 | 7-4-1 | # |
| 9-29 | A | L | 21-28 | *Georgia Tech | 13/20 | 6-4 | |
| 10-6 | H | W | 20-12 | *North Carolina | | 5-5-1 | |
| 10-20 | H | W | 54-21 | *Duke | | 2-9 | |
| 10-27 | A | W | 35-34 | *NC State | | 3-8 | |
| 11-3 | H | W | 37-14 | *Wake Forest | | 6-5 | |
| 11-10 | H | W | 17-10 | Virginia Tech | | 8-4 | # |
| 11-17 | A1 | L | 23-41 | *Maryland | 20/- | 9-3 | #12/11 |
| 11-24 | H | L | 21-22 | South Carolina | -/9 | 10-2 | #11/13 |

A1 - Baltimore, Md.; Note: Not eligible for ACC title.

1985 (6-6 OVERALL 4-3 ACC, T-3rd)

Head Coach - Danny Ford (8th Season, 7th Full Season)

| Date | Site | W-L | Score | Opponent | AP Ranks | OFRD | OFRK |
|-------|------|-----|-------|-----------------|----------|-------|--------|
| 9-14 | A | W | 20-17 | Virginia Tech | | 6-5 | |
| 9-21 | H | L | 13-20 | Georgia | | 7-3-2 | # |
| 9-28 | H | L | 3-14 | *Georgia Tech | | 9-2 | #19/18 |
| 10-5 | A | L | 7-26 | %Kentucky | | 5-6 | |
| 10-12 | H | W | 27-24 | *Virginia | | 6-5 | |
| 10-19 | A | W | 21-9 | *Duke | | 4-7 | |
| 10-26 | H | W | 39-10 | *NC State | | 3-8 | |
| 11-2 | H | W | 26-10 | *Wake Forest | | 4-7 | |
| 11-9 | A | L | 20-21 | *North Carolina | | 5-6 | |
| 11-16 | H | L | 31-34 | *\$Maryland | | 9-3 | #18/19 |
| 11-23 | A | W | 24-17 | South Carolina | | 5-6 | |
| 12-21 | N1 | L | 13-20 | %Minnesota | | 7-5 | # |

N1 - Shreveport, La. (Independence Bowl)

1986 (8-2-2 OVERALL 5-1-1 ACC, 1st)

Ranked No. 17 by AP, No. 18 by USA Today, No. 19 by UPI
Head Coach - Danny Ford (9th Season, 8th Full Season)

| Date | Site | W-L | Score | Opponent | AP Ranks | OFRD | OFRK |
|------|------|-----|-------|---------------|----------|--------|-------|
| 9-13 | H | L | 14-20 | Virginia Tech | | 10-1-1 | #20/- |
| 9-20 | A | W | | | | | |

ALL-TIME RESULTS

| | | | | | | |
|-------|----|---|-------|----------------|-------|------------|
| 11-12 | A | W | 49-25 | *Maryland | 16/- | 5-6 |
| 11-19 | H | W | 29-10 | South Carolina | 15/25 | 8-4 |
| 1-2 | N1 | W | 13-6 | Oklahoma | 9/10 | 9-3 #14/14 |

N1 - Orlando, Fla. (Citrus Bowl)

1989 (10-2 OVERALL 5-2 ACC, 3rd)

Ranked No. 11 by UPI, No. 12 by AP, No. 12 by USA Today
Head Coach - Danny Ford (12th Season, 11th Full Season)

| Date | Site | W-L | Score | Opponent | AP Ranks | OFRD | OFRK |
|-------|------|-----|-------|-----------------|----------|-------|--------|
| 9-2 | H | W | 30-0 | Furman | 12/- | 12-2 | |
| 9-9 | A | W | 34-23 | %Florida State | 10/16 | 10-2 | #3/2 |
| 9-16 | A | W | 27-7 | %Virginia Tech | 7/- | 6-4-1 | |
| 9-23 | H | W | 31-7 | *Maryland | 7/- | 3-7 | |
| 9-30 | A | L | 17-21 | *\$Duke | 7/- | 8-4 | |
| 10-7 | H | W | 34-20 | *Virginia | 15/- | 10-3 | #18/15 |
| 10-14 | H | L | 14-30 | *Georgia Tech | 14/- | 7-4 | |
| 10-21 | H | W | 30-10 | *NC State | -1/2 | 7-5 | # |
| 10-28 | H | W | 44-10 | *Wake Forest | 22/- | 2-8 | |
| 11-4 | A | W | 35-3 | *North Carolina | 21/- | 1-10 | |
| 11-18 | A | W | 45-0 | %South Carolina | 15/- | 6-4-1 | |
| 12-30 | N1 | W | 27-7 | %West Virginia | 14/17 | 8-3-1 | #21/- |

N1 - Jacksonville, Fla. (Gator Bowl)

1990 (10-2 OVERALL 5-2 ACC, T-2nd)

Ranked No. 9 by AP, No. 9 by UPI, No. 9 by USA Today
Head Coach - Ken Hatfield (1st Season)

| Date | Site | W-L | Score | Opponent | AP Ranks | OFRD | OFRK |
|-------|------|-----|-------|-------------------|--------------------|--------|--------|
| 9-1 | H | W | 59-0 | Long Beach State | 10/- | 6-5 | |
| 9-8 | A | L | 7-20 | *Virginia | 9/14 | 8-4 | #23/15 |
| 9-15 | A1 | W | 18-17 | *Maryland | 10/- | 6-5 | |
| 9-22 | H | W | 48-0 | Appalachian State | 17/- | 6-5 | |
| 9-29 | H | W | 26-7 | *Duke | 19/- | 4-7 | |
| 10-6 | H | W | 34-3 | Georgia | 16/- | 4-7 | |
| 10-13 | A | L | 19-21 | *Georgia Tech | 15/18 | 11-0-1 | #2/1 |
| 10-20 | A | W | 24-17 | *NC State | 22/- | 7-5 | # |
| 10-27 | A | W | 24-6 | *Wake Forest | 19/- | 3-8 | |
| 11-3 | H | W | 20-3 | *North Carolina | 18/24 ^u | 6-5 | |
| 11-17 | H | W | 24-15 | South Carolina | 17/- | 6-5 | |
| 1-1 | N2 | W | 30-0 | Illinois | 14/16 | 8-4 | #25/24 |

A1 - Baltimore, Md.; N2 - Tampa, Fla. (Hall of Fame Bowl)

1991 (9-2-1 OVERALL 6-0-1 ACC, 1st)

Ranked No. 17 by USA Today, No. 18 by AP
Head Coach - Ken Hatfield (2nd Season)

| Date | Site | W-L | Score | Opponent | AP Ranks | OFRD | OFRK |
|-------|------|-----|-------|-------------------|----------|-------|--------|
| 9-7 | H | W | 34-0 | Appalachian State | 8/- | 8-4 | |
| 9-21 | H | W | 37-7 | Temple | 8/- | 2-9 | |
| 9-28 | H | W | 9-7 | *Georgia Tech | 7/19 | 8-5 | # |
| 10-5 | A | L | 12-27 | %Georgia | 6/- | 9-3 | #17/20 |
| 10-12 | H | T | 20-20 | *Virginia | 18/- | 8-3 | # |
| 10-26 | H | W | 29-19 | *NC State | 19/12 | 9-3 | # |
| 11-2 | H | W | 28-10 | *Wake Forest | 16/- | 3-8 | |
| 11-9 | A | W | 21-6 | *%North Carolina | 15/- | 7-4 | |
| 11-16 | H | W | 40-7 | *Maryland | 15/- | 2-9 | |
| 11-23 | A | W | 41-24 | South Carolina | 14/- | 3-6-2 | |
| 12-1 | N1 | W | 33-21 | *Duke | 13/- | 4-7 | |
| 1-1 | N2 | L | 13-37 | California | 13/14 | 10-2 | #8/8 |

N1 - Tokyo, Japan; N2 - Orlando, Fla. (Citrus Bowl)

1992 (5-6 OVERALL 3-5 ACC, 7th)

Head Coach - Ken Hatfield (3rd Season)

| Date | Site | W-L | Score | Opponent | AP Ranks | OFRD | OFRK |
|-------|------|-----|-------|-----------------|----------|------|--------|
| 9-5 | H | W | 24-10 | Ball State | 13/- | 5-6 | |
| 9-12 | H | L | 20-24 | *%Florida State | 15/5 | 11-1 | #2/2 |
| 9-26 | A | L | 16-20 | *%Georgia Tech | 16/- | 5-6 | |
| 10-3 | H | W | 54-3 | Chattanooga | 25/- | 2-9 | |
| 10-10 | A | W | 29-28 | *Virginia | 25/10 | 7-4 | |
| 10-17 | H | W | 21-6 | *Duke | 19/- | 2-9 | |
| 10-24 | A | L | 6-20 | *NC State | 18/23 | 9-3 | #17/17 |
| 10-31 | A | L | 15-18 | *Wake Forest | | 8-4 | #25/- |
| 11-7 | H | W | 40-7 | *North Carolina | -1/8 | 9-3 | #19/18 |
| 11-14 | A | L | 23-53 | *Maryland | | 3-8 | |
| 11-21 | H | L | 13-24 | South Carolina | | 5-6 | |

1993 (9-3 OVERALL 5-3 ACC, 3rd)

Ranked No. 22 by USA Today, No. 23 by AP
Head Coach (Games 1-11) - Ken Hatfield (4th Season)
Head Coach (Game 12) - Tommy West (1st Season)

| Date | Site | W-L | Score | Opponent | AP Ranks | OFRD | OFRK |
|-------|------|-----|-------|----------------------|----------|------|--------|
| 9-4 | H | W | 24-14 | \$Nevada-Las Vegas | 22/- | 3-8 | |
| 9-11 | A | L | 0-57 | *Florida State | 21/1 | 12-1 | #1/1 |
| 9-25 | H | W | 16-13 | *Georgia Tech | | 5-6 | |
| 10-2 | H | W | 20-14 | *NC State | -2/4 | 7-5 | # |
| 10-9 | A | W | 13-10 | *Duke | | 3-8 | |
| 10-16 | H | L | 16-20 | *\$Wake Forest | | 2-9 | |
| 10-23 | H | W | 27-0 | East Tennessee State | | 5-6 | |
| 10-30 | H | W | 29-0 | *\$Maryland | | 2-9 | |
| 11-6 | A | L | 0-24 | *%North Carolina | -1/6 | 10-3 | #21/20 |
| 11-13 | H | W | 23-14 | *Virginia | -1/8 | 7-5 | # |

| | | | | | | |
|-------|----|---|-------|----------------|------|-----|
| 11-20 | A | W | 16-13 | South Carolina | 24/- | 4-7 |
| 12-31 | N1 | W | 14-13 | %Kentucky | 23/- | 6-6 |

N1 - Atlanta, Ga. (Peach Bowl)

1994 (5-6 OVERALL 4-4 ACC, 5th)

Head Coach - Tommy West (2nd Season, 1st Full Season)

| Date | Site | W-L | Score | Opponent | AP Ranks | OFRD | OFRK |
|-------|------|-----|-------|-----------------|----------|-------|--------|
| 9-3 | H | W | 27-6 | Furman | 24/- | 3-8 | |
| 9-10 | H | L | 12-29 | *NC State | 22/- | 9-3 | #17/17 |
| 9-17 | A | L | 6-9 | *Virginia | | 9-3 | #15/13 |
| 10-1 | H | W | 13-0 | *Maryland | | 4-7 | |
| 10-8 | A | L | 14-40 | Georgia | | 6-4-1 | |
| 10-15 | A | L | 13-19 | *Duke | -2/5 | 8-4 | # |
| 10-22 | A | L | 0-17 | *Florida State | -7 | 11-1 | #4/5 |
| 10-29 | H | W | 24-8 | *Wake Forest | | 3-8 | |
| 11-5 | A | W | 28-17 | *North Carolina | -1/9 | 8-4 | #-2/1 |
| 11-12 | H | W | 20-10 | *Georgia Tech | | 1-10 | |
| 11-19 | H | L | 7-33 | South Carolina | | 7-5 | # |

1995 (8-4 OVERALL 6-2 ACC, 3rd)

Head Coach - Tommy West (3rd Season, 2nd Full Season)

| Date | Site | W-L | Score | Opponent | AP Ranks | OFRD | OFRK |
|-------|------|-----|-------|------------------|----------|-------|--------|
| 9-2 | H | W | 55-9 | Western Carolina | | 3-7 | |
| 9-9 | H | L | 26-45 | *Florida State | -1 | 10-2 | #4/5 |
| 9-16 | A | W | 29-14 | *\$Wake Forest | | 1-10 | |
| 9-23 | H | L | 3-22 | *\$Virginia | -1/1 | 9-4 | #16/16 |
| 9-30 | A | W | 43-22 | *NC State | | 3-8 | |
| 10-7 | H | L | 17-19 | %Georgia | | 6-6 | # |
| 10-21 | A | W | 17-0 | *Maryland | | 6-5 | |
| 10-28 | A | W | 24-3 | *Georgia Tech | | 6-5 | |
| 11-4 | H | W | 17-10 | *North Carolina | | 7-5 | # |
| 11-11 | H | W | 34-17 | *\$Duke | 24/- | 3-8 | |
| 11-18 | A | W | 38-17 | South Carolina | 24/- | 4-6-1 | |
| 1-1 | N1 | L | 0-41 | \$Syracuse | 23/- | 9-3 | #19/17 |

N1 - Jacksonville, Fla. (Gator Bowl)

1996 (7-5 OVERALL 6-2 ACC, 2nd)

Head Coach - Tommy West (4th Season, 3rd Full Season)

| Date | Site | W-L | Score | Opponent | AP Ranks | OFRD | OFRK |
|-------|------|-----|-------|------------------|----------|------|--------|
| 8-31 | A | L | 0-45 | *North Carolina | | 10-2 | #10/10 |
| 9-7 | H | W | 19-3 | Furman | | 9-4 | |
| 9-21 | A | L | 24-38 | *Missouri | | 5-6 | |
| 9-28 | H | W | 21-10 | *\$Wake Forest | | 3-8 | |
| 10-5 | A | L | 3-34 | *%Florida State | -2 | 11-1 | #3/3 |
| 10-12 | A | W | 13-6 | *Duke | | 0-11 | |
| 10-19 | H | W | 28-25 | *Georgia Tech | -2/2 | 5-6 | |
| 11-2 | H | W | 35-3 | *Maryland | | 5-6 | |
| 11-9 | A | W | 24-16 | *Virginia | -1/5 | 7-5 | # |
| 11-16 | H | W | 40-17 | *NC State | | 3-8 | |
| 11-23 | H | L | 31-34 | South Carolina | 22/- | 5-6 | |
| 12-28 | N1 | L | 7-10 | %Louisiana State | -1/7 | 10-2 | #12/- |

N1 - Atlanta, Ga. (Peach Bowl)

1997 (7-5 OVERALL 4-4 ACC, 5th)

Head Coach - Tommy West (5th Season, 4th Full Season)

| Date | Site | W-L | Score | Opponent | AP Ranks | OFRD | OFRK |
|-------|------|-----|-------|---------------------|--------------------|------|--------|
| 9-6 | H | W | 23-12 | Appalachian State | 18/- | 7-4 | |
| 9-13 | A | W | 19-17 | *NC State | 19/25 ^u | 6-5 | |
| 9-20 | H | L | 28-35 | *Florida State | 16/5 | 11-1 | #3/3 |
| 9-27 | A | L | 20-23 | *\$Georgia Tech | 17/- | 7-5 | # |
| 10-4 | H | W | 39-7 | Texas El-Paso | | 4-7 | |
| 10-11 | H | L | 7-21 | *%Virginia | | 7-4 | |
| 10-25 | A | W | 20-9 | *Maryland | | 2-9 | |
| 11-1 | A | W | 33-16 | *Wake Forest | | 5-6 | |
| 11-8 | H | W | 29-20 | *Duke ^{on} | | 2-9 | |
| 11-15 | H | L | 10-17 | *North Carolina | -8 | 11-1 | #6/4 |
| 11-22 | A | W | 47-21 | %South Carolina | | 5-6 | |
| 1-2 | N1 | L | 17-21 | %Auburn | -1/3 | 10-3 | #11/11 |

N1 - Atlanta, Ga. (Peach Bowl)

1998 (3-8 OVERALL 1-7 ACC, 8th)

Head Coach - Tommy West (6th Season, 5th Full Season)

| Date | Site | W-L | Score | Opponent | AP Ranks | OFRD | OFRK |
|-------|------|-----|-------|-----------------|----------|------|--------|
| 9-5 | H | W | 33-0 | Furman | | 5-6 | |
| 9-12 | H | L | 0-37 | Virginia Tech | | 9-3 | #23/19 |
| 9-19 | A | L | 18-20 | *Virginia | -1/0 | 9-3 | #18/18 |
| 9-26 | H | L | 19-29 | *Wake Forest | | 3-8 | |
| 10-3 | A | L | 14-21 | *North Carolina | | 7-5 | # |
| 10-10 | H | W | 23-0 | *Maryland | | 3-8 | |
| 10-17 | A | L | 0-48 | *%Florida State | -6 | 11-2 | #3/3 |
| 10-24 | A | L | 23-28 | *Duke | | 4-7 | |
| 10-31 | H | L | 39-46 | *NC State | | 7-5 | # |
| 11-12 | H | L | 21-24 | *%Georgia Tech | -2/2 | 10-2 | #9/9 |
| 11-21 | H | W | 28-19 | %South Carolina | | 1-10 | |

1999 (6-6 OVERALL 5-3 ACC, 2nd)

Head Coach - Tommy Bowden (1st Season)

| Date | Site | W-L | Score | Opponent | AP Ranks | OFRD | OFRK |
|------|------|-----|-------|-----------|----------|------|--------|
| 9-4 | H | L | 10-13 | %Marshall | | 13-0 | #10/10 |

| | | | | | | | |
|-------|----|---|-------|--------------------|------|------|--------|
| 9-11 | H | W | 33-14 | *Virginia | -2/2 | 7-5 | # |
| 9-23 | A | L | 11-31 | %Virginia Tech | -8 | 11-1 | #2/3 |
| 10-2 | H | W | 31-20 | *North Carolina | | 3-8 | |
| 10-9 | A | L | 31-35 | *%NC State | | 6-6 | |
| 10-16 | A | W | 42-30 | *Maryland | | 5-6 | |
| 10-23 | H | L | 14-17 | *%Florida State | -1 | 12-0 | #1/1 |
| 10-30 | A | W | 12-3 | *Wake Forest | | 7-5 | # |
| 11-6 | H | W | 58-7 | *Duke | | 3-8 | |
| 11-13 | A | L | 42-45 | *Georgia Tech | -1/3 | 8-4 | #20/21 |
| 11-20 | A | W | 31-21 | South Carolina | | 0-11 | |
| 12-30 | N1 | L | 7-17 | %Mississippi State | -1/5 | 10-2 | #13/12 |

N1 - Atlanta, Ga. (Peach Bowl)

2000 (9-3 OVERALL 6-2 ACC, 2nd)

Ranked No. 14 by USA Today, No. 16 by AP
Head Coach - Tommy Bowden (2nd Season)

| Date | Site | W-L | Score | Opponent | AP Ranks | OFRD | OFRK |
|-------|------|-----|-------|-----------------|----------|------|--------|
| 9-2 | H | W | 38-0 | *The Citadel | 17/- | 2-9 | |
| 9-9 | H | W | 62-9 | Missouri | 17/- | 3-8 | |
| 9-16 | H | W | 55-7 | *Wake Forest | 16/- | 2-9 | |
| 9-23 | A | W | 31-10 | *Virginia | 11/- | 6-6 | # |
| 9-30 | A | W | 52-22 | *Duke | 7/- | 0-11 | |
| 10-7 | H | W | 34-27 | *NC State | 5/- | 8-4 | # |
| 10-14 | H | W | 35-14 | *Maryland | 5/- | 5-6 | |
| 10-21 | A | W | 38-24 | *North Carolina | 5/- | 6-5 | |
| 10-28 | H | L | 28-31 | *Georgia Tech | 5/- | 9-3 | #17/19 |
| 11-4 | A | L | 7-54 | *%Florida State | 10/4 | 11-2 | #5/4 |
| 11-18 | H | W | 16-14 | South Carolina | 16/25 | 8-4 | #19/21 |
| 1-1 | N1 | L | 20-41 | Virginia Tech | 16/6 | 11-1 | #6/6 |

N1 - Jacksonville, Fla. (Gator Bowl)

2001 (7-5 OVERALL 4-4 ACC, T-4th)

Head Coach - Tommy Bowden (3rd Season)

| Date | Site | W-L | Score | Opponent | AP Ranks | OFRD | OFRK |
|-------|------|-----|-------|-----------------------------|--------------------|------|-------|
| 9-1 | H | W | 21-13 | \$Central Florida | 18/- | 6-5 | |
| 9-8 | H | W | 38-14 | Wofford | 20/- | 4-7 | |
| 9-22 | H | L | 24-26 | *Virginia | 19/- | 5-7 | |
| 9-29 | A | W | 47-44 | *Georgia Tech ^{on} | 25 ^u /9 | 8-5 | #24/- |
| 10-13 | A | W | 45-37 | *NC State | 16/- | 7-5 | # |
| 10-20 | H | L | 3-38 | *North Carolina | 13/- | 8-5 | # |

ALL-TIME RESULTS

| | | | | | | | |
|-------|---|---|-------|----------------------------------|------|-----|--------|
| 9-11 | H | L | 24-28 | *%Georgia Tech | 20/- | 7-5 | # |
| 9-18 | A | L | 6-27 | %Texas A&M | | 7-5 | # |
| 9-25 | A | L | 22-41 | *Florida State | -/8 | 9-3 | #15/14 |
| 10-7 | A | L | 10-30 | *%Virginia | -/10 | 8-4 | #23/23 |
| 10-16 | H | W | 35-6 | Utah State | | 3-8 | |
| 10-23 | H | W | 10-7 | *Maryland | | 5-6 | |
| 10-30 | H | W | 26-20 | *NC State | | 5-6 | |
| 11-6 | A | W | 24-17 | *%\$Miami (Fla.) ^(OT) | -/11 | 9-3 | #11/11 |
| 11-13 | A | L | 13-16 | *Duke | | 2-9 | |
| 11-20 | H | W | 29-7 | South Carolina | | 6-5 | |

2005 (8-4 OVERALL 4-4 ACC, 3rd (ATLANTIC))

Ranked No. 21 by AP, No. 21 by USA Today
Head Coach - Tommy Bowden (7th Season)

| Date | Site | W-L | Score | Opponent | AP Ranks | OFRD | OFRK |
|-------|------|-----|-------|---------------------------------|-------------------|------|--------|
| 9-3 | H | W | 25-24 | %Texas A&M | -/17 | 5-6 | |
| 9-10 | A | W | 28-24 | *Maryland | 25/- | 5-6 | |
| 9-17 | H | L | 30-36 | *Miami (Fla.) ^(3OT) | 20/13 | 9-3 | #17/18 |
| 9-24 | H | L | 13-16 | *Boston College ^(OT) | -/25 ^U | 9-3 | #18/17 |
| 10-1 | A | L | 27-31 | *Wake Forest | | 5-6 | |
| 10-13 | A | W | 31-10 | *%NC State | | 7-5 | # |
| 10-22 | H | W | 37-7 | Temple | | 0-11 | |
| 10-29 | A | L | 9-10 | *Georgia Tech | | 7-5 | # |
| 11-5 | H | W | 49-20 | *Duke | | 1-10 | |
| 11-12 | H | W | 35-14 | *Florida State | -/17 | 8-5 | #22/23 |
| 11-19 | A | W | 13-9 | %South Carolina | -/19 | 7-5 | # |
| 12-27 | N1 | W | 19-10 | %Colorado | 23/- | 7-6 | # |

N1 - Orlando, Fla. (Champs Sports Bowl)

2006 (8-5 OVERALL 5-3 ACC, T-2nd (ATLANTIC))

Head Coach - Tommy Bowden (8th Season)

| Date | Site | W-L | Score | Opponent | AP Ranks | OFRD | OFRK |
|-------|------|-----|-------|----------------------------------|----------|------|--------|
| 9-2 | H | W | 54-6 | Florida Atlantic | 18/- | 5-7 | |
| 9-9 | A | L | 33-34 | *Boston College ^(2OT) | 18/- | 10-3 | #20/20 |
| 9-16 | A | W | 27-20 | *%Florida State | -/9 | 7-6 | # |
| 9-23 | H | W | 52-7 | *North Carolina | 19/- | 3-9 | |
| 9-30 | H | W | 51-0 | %Louisiana Tech | 18/- | 3-10 | |
| 10-7 | A | W | 27-17 | *Wake Forest | 15/- | 11-3 | #18/17 |
| 10-12 | N1 | W | 63-9 | %Temple | 12/- | 1-11 | |
| 10-21 | H | W | 31-7 | *%Georgia Tech | 12/13 | 9-5 | # |
| 10-26 | A | L | 7-24 | *%Virginia Tech | 10/- | 10-3 | #19/18 |
| 11-4 | H | L | 12-13 | *Maryland | 19/- | 9-4 | # |
| 11-11 | H | W | 20-14 | *NC State | | 3-9 | |
| 11-25 | H | L | 28-31 | South Carolina | 24/- | 8-5 | # |
| 12-29 | N2 | L | 20-28 | Kentucky | | 8-5 | # |

N1 - Charlotte, N.C.; N2 - Nashville, Tenn. (Music City Bowl)

2007 (9-4 OVERALL 5-3 ACC, T-2nd (ATLANTIC))

Ranked No. 21 by AP, No. 22 by USA Today
Head Coach - Tommy Bowden (9th Season)

| Date | Site | W-L | Score | Opponent | AP Ranks | OFRD | OFRK |
|-------|------|-----|-------|-------------------------|----------|------|--------|
| 9-3 | H | W | 24-18 | *%Florida State | -/19 | 7-6 | # |
| 9-8 | H | W | 49-26 | Louisiana-Monroe | 25/- | 6-6 | |
| 9-15 | H | W | 38-10 | Furman | 20/- | 6-5 | |
| 9-22 | A | W | 42-20 | *NC State | 15/- | 5-7 | |
| 9-29 | A | L | 3-13 | *Georgia Tech | 13/- | 7-6 | # |
| 10-6 | H | L | 23-41 | *%\$Virginia Tech | 22/15 | 11-3 | #9/9 |
| 10-20 | H | W | 70-14 | Central Michigan | | 8-6 | # |
| 10-27 | A | W | 30-17 | *Maryland | | 6-7 | # |
| 11-3 | A | W | 47-10 | *Duke | 25/- | 1-11 | |
| 11-10 | H | W | 44-10 | *Wake Forest | 20/- | 9-4 | # |
| 11-17 | H | L | 17-20 | *%Boston College | 15/18 | 11-3 | #10/11 |
| 11-24 | A | W | 23-21 | %South Carolina | 21/- | 6-6 | |
| 12-31 | N1 | L | 20-23 | %Auburn ^(OT) | 15/22 | 9-4 | #15/14 |

N1 - Atlanta, Ga. (Chick-fil-A Bowl)

2008 (7-6 OVERALL 4-4 ACC, T-3rd (ATLANTIC))

Head Coach (Games 1-6) - Tommy Bowden (10th Season)
Head Coach (Game 7-13) - Dabo Swinney (1st Season)

| Date | Site | W-L | Score | Opponent | AP Ranks | OFRD | OFRK |
|-------|------|-----|-------|------------------|--------------------|------|--------|
| 8-30 | N1 | L | 10-34 | %Alabama | 9/24 | 12-2 | #6/6 |
| 9-6 | H | W | 45-17 | The Citadel | 22 ^U /- | 4-8 | |
| 9-13 | H | W | 27-9 | *NC State | 23 ^U /- | 6-7 | # |
| 9-20 | H | W | 54-0 | SC State | 23/- | 10-3 | # |
| 9-27 | H | L | 17-20 | *Maryland | 20/- | 8-5 | # |
| 10-9 | A | L | 7-12 | *%Wake Forest | -/21 | 8-5 | # |
| 10-18 | H | L | 17-21 | *Georgia Tech | | 9-4 | #22/22 |
| 11-1 | A | W | 27-21 | *Boston College | | 9-5 | # |
| 11-8 | A | L | 27-41 | *Florida State | -/24 | 9-4 | #21/23 |
| 11-15 | H | W | 31-7 | *Duke | | 4-8 | |
| 11-22 | A | W | 13-3 | *Virginia | | 5-7 | |
| 11-29 | H | W | 31-14 | \$South Carolina | | 7-6 | # |
| 1-1 | N2 | L | 21-26 | Nebraska | | 9-4 | # |

N1 - Atlanta, Ga.; N2 - Jacksonville, Fla. (Gator Bowl)

2009 (9-5 OVERALL 6-2 ACC, 1st (ATLANTIC))

Ranked No. 24 by AP
Head Coach - Dabo Swinney (2nd Season, 1st Full Season)

| Date | Site | W-L | Score | Opponent | AP Ranks | OFRD | OFRK |
|-------|------|-----|-------|-------------------------------|----------|------|--------|
| 9-5 | H | W | 37-14 | %\$Middle Tennessee | 10-3 | | # |
| 9-10 | A | L | 27-30 | *%Georgia Tech | -/15 | 11-3 | #13/13 |
| 9-19 | H | W | 25-7 | *\$Boston College | | 8-5 | # |
| 9-26 | H | L | 10-14 | \$TCU | -/15 | 12-1 | #6/6 |
| 10-3 | A | L | 21-24 | *Maryland | | 2-10 | |
| 10-17 | H | W | 38-3 | *\$Wake Forest | | 5-7 | |
| 10-24 | A | W | 40-37 | *Miami (Fla.) ^(OT) | -/8 | 9-4 | #19/19 |
| 10-31 | H | W | 49-3 | \$Coastal Carolina | | 5-6 | |
| 11-7 | H | W | 40-24 | *%Florida State | | 7-6 | # |
| 11-14 | A | W | 43-23 | *NC State | 24/- | 5-7 | |
| 11-21 | H | W | 34-21 | *Virginia | 18/- | 3-9 | |
| 11-28 | A | L | 17-34 | South Carolina | 15/- | 7-6 | # |
| 12-5 | N1 | L | 34-39 | %Georgia Tech | 25/12 | 11-3 | #13/13 |
| 12-27 | N2 | W | 21-13 | %Kentucky | | 7-6 | # |

N1 - Tampa, Fla. (ACC Championship Game); N2 - Nashville, Tenn. (Music City Bowl)

2010 (6-7 OVERALL 4-4 ACC, T-4th (ATLANTIC))

Head Coach - Dabo Swinney (3rd Season, 2nd Full Season)

| Date | Site | W-L | Score | Opponent | AP Ranks | OFRD | OFRK |
|-------|------|-----|-------|-------------------------|----------|------|--------|
| 9-4 | H | W | 35-10 | North Texas | | 3-9 | |
| 9-11 | H | W | 58-21 | Presbyterian College | | 2-9 | |
| 9-18 | A | L | 24-27 | %Auburn ^(OT) | -/16 | 14-0 | #1/1 |
| 10-2 | H | L | 21-30 | *Miami (Fla.) | -/16 | 7-6 | # |
| 10-9 | A | L | 16-21 | *North Carolina | | 8-5 | # |
| 10-16 | H | W | 31-7 | *Maryland | | 9-4 | #23/24 |
| 10-23 | H | W | 27-13 | *Georgia Tech | | 6-7 | # |
| 10-30 | A | L | 10-16 | *Boston College | | 7-6 | # |
| 11-6 | H | W | 14-13 | *NC State | -/23 | 9-4 | #25/25 |
| 11-13 | A | L | 13-16 | *%Florida State | | 10-4 | #17/16 |
| 11-20 | A | W | 30-10 | *Wake Forest | | 3-9 | |
| 11-27 | H | L | 7-29 | %South Carolina | -/18 | 9-5 | #22/22 |
| 12-31 | N1 | L | 26-31 | South Florida | | 8-5 | # |

N1 - Charlotte, N.C. (Meineke Car Care Bowl)

2011 (10-4 OVERALL 6-2 ACC, 1st (ATLANTIC))

Ranked No. 22 by AP, No. 22 by USA Today
Head Coach - Dabo Swinney (4th Season, 3rd Full Season)

| Date | Site | W-L | Score | Opponent | AP Ranks | OFRD | OFRK |
|-------|------|-----|-------|-------------------|----------|------|--------|
| 9-3 | H | W | 43-19 | Troy | | 3-9 | |
| 9-10 | H | W | 35-27 | Wofford | | 8-4 | |
| 9-17 | H | W | 38-24 | Auburn | -/21 | 8-5 | # |
| 9-24 | H | W | 35-30 | *Florida State | 21/11 | 9-4 | #23/23 |
| 10-1 | A | W | 23-3 | *%\$Virginia Tech | 13/11 | 11-3 | #21/17 |
| 10-8 | H | W | 36-14 | *Boston College | 8/- | 4-8 | |
| 10-15 | A | W | 56-45 | *%Maryland | 8/- | 2-10 | |
| 10-22 | H | W | 59-38 | *North Carolina | 8/- | 7-6 | # |
| 10-29 | A | L | 17-31 | *%Georgia Tech | 6/- | 8-5 | # |
| 11-12 | H | W | 31-28 | *Wake Forest | 9/- | 6-7 | # |
| 11-19 | A | L | 13-37 | *NC State | 7/- | 8-5 | # |
| 11-26 | A | L | 13-34 | %South Carolina | 18/14 | 11-2 | #9/8 |
| 12-3 | N1 | W | 38-10 | %Virginia Tech | 21/5 | 11-3 | #21/17 |
| 1-4 | N2 | L | 33-70 | %West Virginia | 14/23 | 10-3 | #17/18 |

N1 - Charlotte, N.C. (ACC Championship Game); N2 - Miami Gardens, Fla. (Orange Bowl)

2012 (11-2 OVERALL 7-1 ACC, T-1st (ATLANTIC))

Ranked No. 9 by USA Today, No. 11 by AP
Head Coach - Dabo Swinney (5th Season, 4th Full Season)

| Date | Site | W-L | Score | Opponent | AP Ranks | OFRD | OFRK | |
|-------|------|-----|-------|------------------|--------------------|------|--------|---|
| 9-1 | N1 | W | 26-19 | %Auburn | 14/25 ^U | 3-9 | | |
| 9-8 | H | W | 52-27 | Ball State | | 12/- | 9-4 | # |
| 9-15 | H | W | 41-7 | Furman | | 11/- | 3-8 | |
| 9-22 | A | L | 37-49 | *%Florida State | 10/4 | 12-2 | #10/8 | |
| 9-29 | A | W | 45-31 | *Boston College | 17/- | 2-10 | | |
| 10-6 | H | W | 47-31 | *Georgia Tech | 15/- | 7-7 | # | |
| 10-20 | H | W | 38-17 | *Virginia Tech | 14/- | 7-6 | # | |
| 10-25 | A | W | 42-13 | *%Wake Forest | 14/- | 5-7 | | |
| 11-3 | A | W | 56-20 | *Duke | 10/- | 6-7 | # | |
| 11-10 | H | W | 45-10 | *Maryland | 10/- | 4-8 | # | |
| 11-17 | H | W | 62-48 | *NC State | 11/- | 7-6 | # | |
| 11-24 | H | L | 17-27 | %South Carolina | 12/13 | 11-2 | #8/7 | |
| 12-31 | N2 | W | 25-24 | %Louisiana State | 14/9 | 10-3 | #14/12 | |

N1 - Atlanta, Ga.; N2 - Atlanta, Ga. (Chick-fil-A Bowl)

2013 (11-2 OVERALL 7-1 ACC, 2nd (ATLANTIC))

Ranked No. 7 by USA Today, No. 8 by AP
Head Coach - Dabo Swinney (6th Season, 5th Full Season)

| Date | Site | W-L | Score | Opponent | AP Ranks | OFRD | OFRK |
|-------|------|-----|-------|-----------------|----------|------|------|
| 8-31 | H | W | 38-35 | %Georgia | 8/5 | 8-5 | # |
| 9-7 | H | W | 52-13 | SC State | 4/- | 8-4 | |
| 9-19 | A | W | 26-14 | *%NC State | 3/- | 3-9 | |
| 9-28 | H | W | 56-7 | *Wake Forest | 3/- | 4-8 | |
| 10-5 | A | W | 49-14 | *Syracuse | 3/- | 7-6 | # |
| 10-12 | H | W | 24-14 | *Boston College | 3/- | 7-6 | # |

| | | | | | | | |
|-------|----|---|-------|-----------------|------|------|--------|
| 10-19 | H | L | 14-51 | *%Florida State | 3/5 | 14-0 | #1/1 |
| 10-26 | A | W | 40-27 | *Maryland | 9/- | 7-6 | # |
| 11-2 | A | W | 59-10 | *Virginia | 9/- | 2-10 | |
| 11-14 | H | W | 55-31 | *%Georgia Tech | 8/- | 7-6 | # |
| 11-23 | H | W | 52-6 | The Citadel | 7/- | 5-7 | |
| 11-30 | A | L | 17-31 | %South Carolina | 6/10 | 11-2 | #4/4 |
| 1-3 | N1 | W | 40-35 | %Ohio State | 12/7 | 12-2 | #12/10 |

N1 - Miami Gardens, Fla. (Orange Bowl)

2014 (10-3 OVERALL 6-2 ACC, 2nd (ATLANTIC))

Ranked No. 15 by USA Today, No. 15 by AP
Head Coach - Dabo Swinney (7th Season, 6th Full Season)

| Date | Site | W-L | Score | Opponent | AP Ranks | OFRD | OFRK |
|-------|------|-----|-------|---------------------------------|----------|------|--------|
| 8-30 | A | L | 21-45 | Georgia | 16/12 | 10-3 | #9/9 |
| 9-6 | H | W | 73-7 | SC State | 23/- | 8-4 | |
| 9-20 | A | L | 17-23 | *%Florida State ^(OT) | 22/1 | 13-1 | #5/6 |
| 9-27 | H | W | 50-35 | *%North Carolina | | 6-7 | # |
| 10-4 | H | W | 41-0 | *NC State | | 8-5 | # |
| 10-11 | H | W | 23-17 | *Louisville | | 9-4 | #24/24 |
| 10-18 | A | W | 17-13 | *Boston College | 24/- | 7-6 | # |
| 10-25 | H | W | 16-6 | *Syracuse | 21/- | 3-9 | |
| 11-6 | A | W | 34-20 | *%Wake Forest | 19/- | 3-9 | |
| 11-15 | A | L | 6-28 | *Georgia Tech | 18/24 | 11-3 | #8/7 |
| 11-22 | H | W | 28-0 | Georgia State | | 1-11 | |
| 11-29 | H | W | 35-17 | South Carolina | 23/- | 7-6 | # |
| 12-29 | N1 | W | 40-6 | %Oklahoma | 18/- | 8-5 | # |

N1 - Orlando, Fla. (Russell Athletic Bowl)

2015 (14-1 OVERALL 8-0 ACC, 1st (ATLANTIC))

Ranked No. 2 by AP, No. 2 by USA Today
Head Coach - Dabo Swinney (8th Season, 7th Full Season)

| Date | Site | W-L | Score | Opponent | AP Ranks | OFRD | OFRK |
|-------|------|-----|-------|-------------------|----------|------|--------|
| 9-5 | H | W | 49-10 | Wofford | 12/- | 5-6 | |
| 9-12 | H | W | 41-10 | Appalachian State | 12/- | 11-2 | # |
| 9-17 | A | W | 20-17 | *%Louisville | 11/- | 8-5 | # |
| 10-3 | H | W | 24-22 | %\$Notre Dame | 11/6 | 10-3 | #11/12 |
| 10-10 | H | W | 43-24 | *Georgia Tech | 6/- | 3-9 | |
| 10-17 | H | W | 34-17 | *Boston College | 5/- | 3-9 | |
| 10-24 | A | W | 58-0 | *Miami (Fla.) | 6/- | 8-5 | # |
| 10-31 | A | W | 56-41 | *NC State | 3/- | 7-6 | # |
| 11-7 | H | W | 23-13 | *Florida State | 3/17 | 10-3 | #14/14 |
| 11-14 | A | W | | | | | |

ALL-TIME RESULTS

| | | | | | | | |
|-------|----|---|-------|-----------------|-------------------|------|--------|
| 11-18 | H | W | 61-3 | The Citadel | 4/- | 4-6 | |
| 11-25 | A | W | 34-10 | %South Carolina | 4/24 ^c | 9-4 | # |
| 12-2 | N1 | W | 38-3 | %Miami (Fla.) | 1/7 | 10-3 | #13/13 |
| 1-1 | N2 | L | 6-24 | %Alabama | 1/4 | 13-1 | #1/1 |

N1 - Charlotte, N.C. (ACC Championship Game); N2 - New Orleans, La. (Sugar Bowl)

2018 (15-0 OVERALL 8-0 ACC, 1st (ATLANTIC))

National Champion

Ranked No. 1 by AP, No. 1 by USA Today

Head Coach - Dabo Swinney (11th Season, 10th Full Season)

| Date | Site | W-L | Score | Opponent | AP Ranks | OFRD | OFRK |
|-------|------|-----|-------|------------------|----------|------|--------|
| 9-1 | H | W | 48-7 | Furman | 2/- | 6-4 | |
| 9-8 | A | W | 28-26 | %Texas A&M | 2/- | 9-4 | #16/16 |
| 9-15 | H | W | 38-7 | Georgia Southern | 2/- | 10-3 | # |
| 9-22 | A | W | 49-21 | *Georgia Tech | 3/- | 7-6 | # |
| 9-29 | H | W | 27-23 | *Syracuse | 3/- | 10-3 | #15/15 |
| 10-6 | A | W | 63-3 | *Wake Forest | 4/- | 7-6 | # |
| 10-20 | H | W | 41-7 | *NC State | 3/16 | 9-4 | # |
| 10-27 | A | W | 59-10 | *Florida State | 2/- | 5-7 | # |

| | | | | | | | |
|-------|----|---|-------|------------------|------|------|------|
| 11-3 | H | W | 77-16 | *Louisville | 2/- | 2-10 | |
| 11-10 | A | W | 27-7 | *%Boston College | 2/17 | 7-5 | # |
| 11-17 | H | W | 35-6 | *%Duke | 2/- | 8-5 | # |
| 11-24 | H | W | 56-35 | %South Carolina | 2/- | 7-6 | # |
| 12-1 | N1 | W | 42-10 | %\$Pittsburgh | 2/- | 7-7 | # |
| 12-29 | N2 | W | 30-3 | Notre Dame | 2/3 | 12-1 | #5/5 |
| 1-7 | N3 | W | 44-16 | Alabama | 2/1 | 14-1 | #2/2 |

N1 - Charlotte, N.C. (ACC Championship Game); N2 - Arlington, Texas (Cotton Bowl); N3 - Santa Clara, Calif. (CFP National Championship Game)

2019 (14-1 OVERALL 8-0 ACC, 1st (ATLANTIC))

Ranked No. 2 by AP, No. 2 by USA Today

Head Coach - Dabo Swinney (12th Season, 11th Full Season)

| Date | Site | W-L | Score | Opponent | AP Ranks | OFRD | OFRK |
|------|------|-----|-------|-----------------|----------|------|------|
| 8-29 | H | W | 52-14 | *%Georgia Tech | 1/- | 3-9 | # |
| 9-7 | H | W | 24-10 | Texas A&M | 1/12 | 8-5 | # |
| 9-14 | A | W | 41-6 | *%Syracuse | 1/- | 5-7 | # |
| 9-21 | H | W | 52-10 | %Charlotte | 1/- | 7-6 | # |
| 9-28 | A | W | 21-20 | *North Carolina | 1/- | 7-6 | # |

| | | | | | | | |
|-------|----|---|-------|------------------|------|------|-------|
| 10-12 | H | W | 45-14 | *Florida State | 2/- | 6-7 | # |
| 10-19 | A | W | 45-10 | *Louisville | 3/- | 8-5 | # |
| 10-26 | H | W | 59-7 | *%Boston College | 4/- | 6-7 | # |
| 11-2 | H | W | 59-14 | Wofford | 4/- | 8-4 | # |
| 11-9 | A | W | 55-10 | *%NC State | 4/- | 4-8 | # |
| 11-16 | H | W | 52-3 | *Wake Forest | 3/- | 8-5 | # |
| 11-30 | A | W | 38-3 | South Carolina | 3/- | 4-8 | # |
| 12-7 | N1 | W | 62-17 | %Virginia | 3/22 | 9-5 | #-/25 |
| 12-28 | N2 | W | 29-23 | %Ohio State | 3/2 | 13-1 | #3/3 |
| 1-13 | N3 | L | 25-42 | %Louisiana State | 3/1 | 15-0 | #1/1 |

N1 - Charlotte, N.C. (ACC Championship Game); N2 - Glendale, Ariz. (Fiesta Bowl); N3 - New Orleans, La. (CFP National Championship Game)

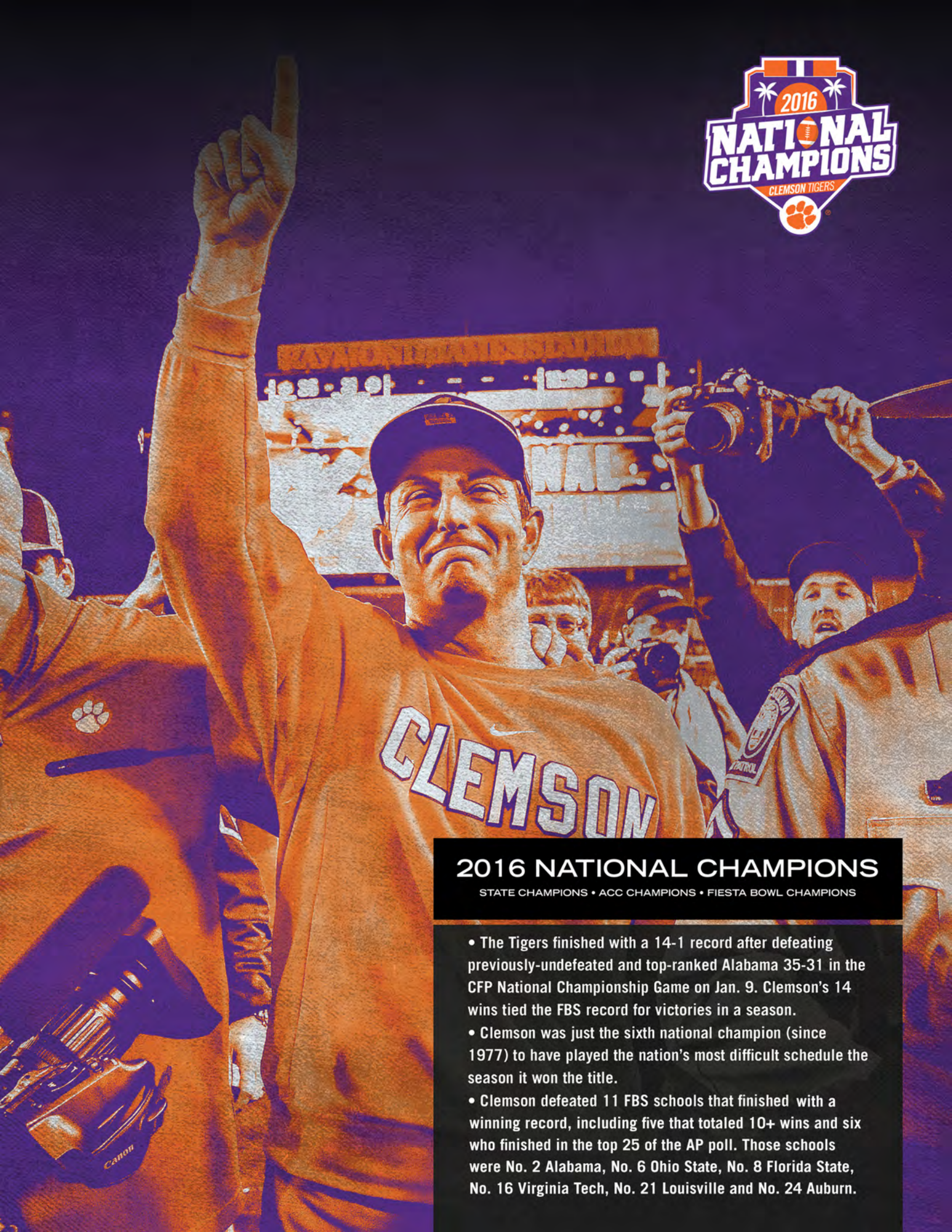
* - ACC regular-season game; % - night game; \$ - played in rain; # - selected to a bowl game; u - coaches poll; c - CFP ranking; OFRD - opponent final record; OFRK - opponent final ranking (AP ranking listed first, followed by coaches ranking); Note: Home games in bold; Clemson ranking listed first, followed by opponent rankings for "AP Ranks."



RECORD BY DECADE

| Rk | Decade | W-L-T | Win % | Winning Season |
|--------|--------|------------|-------|----------------|
| 1. | 2010s | 117-23-0 | .836 | 9-1-0 |
| 2. | 1980s | 87-25-4 | .767 | 9-0-1 |
| 3. | 1950s | 64-32-5 | .658 | 7-2-1 |
| 4. | 1890s | 11-6-0 | .647 | 3-0-1 |
| 5. | 1900s | 40-21-7 | .640 | 7-1-2 |
| 6. | 2000s | 79-47-0 | .627 | 10-0-0 |
| 7. | 1990s | 69-47-1 | .594 | 6-3-1 |
| 8. | 1930s | 51-37-7 | .574 | 5-3-2 |
| 9. | 1940s | 51-38-5 | .559 | 4-5-1 |
| 10. | 1910s | 42-35-6 | .542 | 5-3-2 |
| 11. | 1960s | 50-48-2 | .510 | 5-2-3 |
| 12. | 1970s | 56-54-3 | .509 | 4-6-0 |
| 13. | 1920s | 41-47-5 | .468 | 5-5-0 |
| Totals | | 758-460-45 | .618 | 79-31-14 |

HEAD COACH DABO SWINNEY LED CLEMSON TO 117 WINS IN THE DECADE OF THE 2010s, 30 WINS MORE THAN ANY OTHER DECADE.



2016 NATIONAL CHAMPIONS

STATE CHAMPIONS • ACC CHAMPIONS • FIESTA BOWL CHAMPIONS

- The Tigers finished with a 14-1 record after defeating previously-undefeated and top-ranked Alabama 35-31 in the CFP National Championship Game on Jan. 9. Clemson's 14 wins tied the FBS record for victories in a season.
- Clemson was just the sixth national champion (since 1977) to have played the nation's most difficult schedule the season it won the title.
- Clemson defeated 11 FBS schools that finished with a winning record, including five that totaled 10+ wins and six who finished in the top 25 of the AP poll. Those schools were No. 2 Alabama, No. 6 Ohio State, No. 8 Florida State, No. 16 Virginia Tech, No. 21 Louisville and No. 24 Auburn.

SEPT. 12
at **WAKE FOREST**

SEPT. 19
TBA

OCT. 3
VIRGINIA

OCT. 10
MIAMI

OCT. 17
at **GEORGIA TECH**

OCT. 24
SYRACUSE

OCT. 31
BOSTON COLLEGE

NOV. 7
at **NOTRE DAME**

NOV. 21
at **FLORIDA STATE**

NOV. 28
PITTSBURGH

DEC. 5
at **VIRGINIA TECH**

ORANGE DENOTES HOME GAME IN DEATH VALLEY

