

COBALT BOATS *for 2007*







## *The pull begins deep within.*

We learned in high-school science that protoplasm, the stuff of life is 90% water, and perhaps this largish number alone explains water's attraction, its unavoidable tug on our affections. Their fascination tucked away in our cells, watery places call. And we go because we have no choice.

Water washes. It cleans and nurtures. The universal solvent, water breaks down barriers, real and imagined. At fifty knots a father and a teenaged son find common ground in salt spray and a warming sun. Old buddies remember only the good times on a reunion cruise to a high-school swimming hole. At a midnight anchorage little disagreements between wife and husband melt away like wavelets off a moonlit hull.

Trust the molecular urge, and look ... because there ... there ... barely seen, ultimate answers wait to show us the way back home.

Come on in. The water's fine.

# Beyond THE TEAM

*In a place where a handshake is still sufficient to the sealing of a dream.*





Gamers, these guys. Every last one of them. Heads up, tails down, centered, ready to go right now. The moms and dads who make Cobalt boats learned a long time ago the life lessons first heard on a baseball diamond: back up your buddy, hang tough against the inside pitch, hustle on and off the field no matter the score.

And while “team” is a term open to some overuse, they do work well together, these rugged individuals who share Pack St. Clair’s ongoing contention that the best place to build boats happens to be in a small land-locked Kansas



town. For four decades Cobalt has operated on principles of individual skill, individual responsibility, and the peculiarly individual rewards to be found in purposeful chase of a long, long, ultimately uncatchable fly ball.

Cobalt boats bring families and friends together in waterborne explorations of life’s best moments. When first we went down to the water, the impulse was always, always to jump. Little kids look neither right nor left with a lake straightahead. Headlong and willy-nilly, the moment suspended in a squeal, a nine-year-old throws herself laughing against the waves.

Who can say when it fades, the childlike abandon? Too bad, this adult reluctance to run

and jump, to swing for the fence everytime. Sad a bit, this grownup insistence on knowing the score, on computing beforehand the ocean’s exact temperature, its unknowable depth.

The perfect runabout, the absolutely flawless performance cruiser will never be built. But every business evening, the Neodesha plant quieting down, a dozen individually crafted boats out the door, almost time for the first little batter up, and just one thing to be said.

These kids, that Cobalt bunch, they came to play.





## *Beyond* THE CONCEPTION

Despite Mr. Wayne Rhodes' well-earned confidence in his colleague's abilities, Cobalt research and new-product development begins and ends in practicality. Magic word, "practical." In the Cobalt lexicon, it denotes functionality, of course, but also convenience and comfort and accessibility and dependability. And style. Elegant, refined, distinctive, very functional style. Practicality concerns itself with ultimate value.

*"There's nothing we can't do out here.  
We'd make an airplane if someone tried  
to tell us we couldn't."*

Wayne Rhodes, R&D Shop  
Cobalt Associate since 1993

Having listened to current Cobalt owners, having learned from knowledgeable boaters how great watercraft might be made greater still, the discovery process begins with hand tools and building materials. As opposed to a computer screen or a set of predetermined specifications. In its hour-to-hour construction a prototype takes shape. In the practicality of actually building the new boat, its strengths emerge, its opportunities for immediate improvement shout out loud. Operating happily in reverse gear, Cobalt R&D defines the new boat on the shopfloor long before any CAD drawings might.





The extended running surface provides quicker planing, firm and true turns, minimized bow rise, and enhanced lift astern.



Cobalt innovations such as a walk-thru transom in runabouts remain industry benchmarks.



The deep-V shape and the reverse chines of the hull make the Cobalt ride smooth, solid and true with effortless total control.




Another industry first was the added protection of a solid stainless steel bow scuff plate.

In the ongoing exchanges between owners and builders, Cobalt has shown an entire industry exactly the way to go. For example, in what has become perhaps the most imitated component of runabout performance, the Cobalt extended running surface forces more of the hull into continuous, hugging contact with the water at cruising speeds. Meaning quicker planing, firm and true turns, minimized bow rise, and enhanced lift astern. Then the extended running surface combines with the other critical elements of the Cobalt hull - the deep, deep-V shape and the reversed chines most of all - to produce a design so nearly perfect that model year-to-model year changes are beside the point.

It was Cobalt who first built walk-thru transoms on smaller boats, Cobalt who devised the flip-lip seat, with all its flexible comfort, all its multitasked convenience,

Cobalt who saw a way to build protection into necessarily vulnerable points of overall design - at the bow, for instance, where the now-legendary Cobalt scuff plate stands guard or at the windshield where a stainless steel latch beefs the hold in the open position.

As each Cobalt winds its way through the plant in Neodesha, the standards of the manufacturing process put into place the benefits of practical design. Spec'd as "the very best available," the raw materials of a Cobalt undergo testing and retesting, even as Statistical Process Control guarantees accu-



racy, efficiency, and economy across every step of the manufacture of boats working toward total customer satisfaction. Always, always though the individual Cobalt craftsman determines ultimate value. Daily, every Cobalt associate decides when a job has been done right.

And so it goes.

Day after day, more practical applications of imagination and ingenuity, more personal accountability, more hand craftsmanship, more conviction that - airplanes aside - all things are possible.






## Beyond THE CONSTRUCTION

**M**ere production can be very different from true productivity. At Cobalt we concern ourselves, first and last, with the quality as opposed to the quantity of our product. Nowhere is this Cobalt preoccupation with time spent on a job done right more obvious than in the laying of the hull, a process that we simply refuse to rush.

*“My kids will see a boat, and they’ll ask me, ‘Did you build that boat, Daddy? Did you build that boat?’ And, you know, it gives me a great deal of pride to be able to say back to them, ‘Honey, I build the best boat in the world.’”*

Shannon Huser, Hull Lay-Up  
Cobalt Associate since 1994

At Cobalt the hull means handiwork, with every layer rolled and rolled and rolled some more by craftspeople who believe that yet one more careful pass just can't hurt. And so the layers accumulate, eight altogether on the hull bottom and a full sixteen at the keel. Reinforced with Kevlar® and then strengthened again with Spraycore®, the hull's structure hardens into the critical component of the legendary Cobalt ride, as another Cobalt hull emerges from molds maintained with NASA sorts of attention to tiny, tiny, barely begun imperfections.







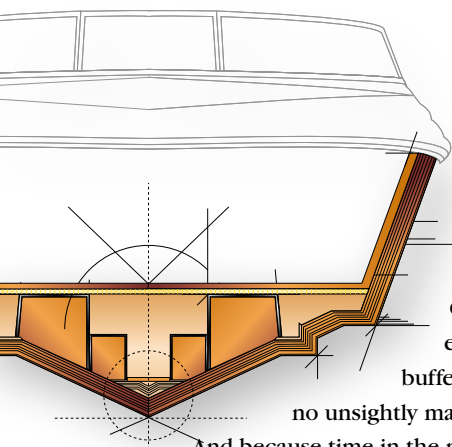
Multiple layers of hand laid fiberglass woven roving and mat give the ultimate strength fiberglass parts.



Hand waxing of the molds for a flawless no buffer-swirl finish in the final hull.



Sea trials in Washington's Puget Sound by Cobalt's engineering manager and licensed captain. Real world testing in extreme conditions ensure new designs and construction techniques exceed the Cobalt standards.



At Cobalt, even in a process as intrinsically robotic as molding, craftsmanship plays its large part. The quality of the mold equals the quality of the finish, and so hand-waxing follows after every other part. Old finishes are reworked after every ten parts. No power buffers are allowed, and therefore no unsightly marks or patterns are left behind. And because time in the mold ensures integrity, flexible strength, and year-to-year dependability, the long hours spent in the mold matter even more. Every Cobalt hull cures and cures a while longer – well beyond normal industry standards.

At Cobalt the materials of construction work with the methods of construction in the evolution of a hull imitated every day in an industry unable to improve upon the Cobalt extended running surface. At the transom, for instance, next-generation technology has replaced every last ounce of wood, as all-composite construction – more than two inches thick – assumes all the loads and pressures, all the waterborne assault that a transom must endure. Meanwhile the



The transom cut-out shows a core of structural composite that remains immune to rot for a lifetime.

Cobalt transom isolates noise and vibration, its design and construction proven on every sunrise ski run, every evening's cruise to dinner.

And then, in the mating of the single-piece deck sidewall and floor with the hull, all the hand-craftsmanship, all the technology, all the time exceptionally well spent pay off in the creation of a Cobalt's stout heart. Here is structural soundness unmatched by any would-be competitor. Here is a boat built for thirty summers of hard, sun-filled, fun-filled use. Here, according to some little kids from southeast Kansas, is the best boat in the world.





## Beyond A LIFETIME

Cobalt has always taken the long view. Any manufacturer can point with pride to boats in their factory wrap, but Cobalt builds boats that, with just a little love and care, will look and perform like new after a couple of decades of family occasions. Take the helm of a teenaged Cobalt. Notice the fit and finish in place after seventeen summers. Smile at the faultless reflection in the gelcoat, smooth, lustrous,

*“We have a job to do: to build the best boats in the world. Simple as that.”*

Robert Allen, Large Boat Assembly  
Cobalt Associate since 1994

its graphics still bold and distinct. Feel the deep-down luxury of the seats, supportive and supple, as intent on day long comfort as on the day of their manufacture.

Cobalt boats age gracefully, age usefully because of the abiding strength of their construction. No boat builder believes more than Cobalt in stainless steel and its application stem to stern. Stainless simply does not fade. It does not weaken, and so stainless steel is the structural material of choice in all Cobalt rails: rub, one-piece hand, and swim platform. Boarding ladders to latches to motorbox hinges, heavy-gauge stainless is solid and sure.






The strength and beauty of stainless steel engine vents for a lifetime of durability. No plastic here.



The Cobalt rot proof composite floor with a core of polypropylene structural honeycomb.



No wood to be found in the structural components of the Cobalt hull; a fiberglass stringer system, fiberglass motor mounts and a composite transom.



Another Cobalt original, a solid stainless steel latch system for securing the windshield walk-thru door when open.

Every cast fitting that passes through the hull is solid stainless, as are all the vents and scuff plates. And naturally stainless does the job at points of high stress, at the windshield with its customer braces, for example, and in all supports for canvas.



Cobalt longevity is obvious, some of the reasons why are less so. Invisible composites, hyperlight and hyper-strong, compose every Cobalt transom. No wood there, not in that all-important forcefield. No wood either in the polypropylene structural honeycomb of the floor. Nor in the all-fiberglass stringers where a methacrylate

bonding compound adds lifelong permanence. No wood in the water impervious roto-cast seat bases.

Cobalt pioneered the use of metal backing plates - under the seat bases, below all hardware and windshield mountings - and over time some competitors have seen the wisdom of such pervasive reinforcement. But few, if any other manufacturers embeds the backing in the fiberglass, a tradition that Cobalt has carried since it's beginning.



Other Cobalt exclusives call out for individual recognition, of course. Some of them time-tested and still unique - the whispered elegance of a leathered steering wheel, for example, standard on every Cobalt built. Some of them rip-snorting and first-ried right here - say, the supersonic stepped hull on the raucous 343.

So look here. Notice once more Cobalt's unprecedented melding of the hyperbolic and the day-to-day, the practical intersection of the wished-for and the entirely possible.

Right here. In Neodesha.

Where, again tomorrow morning, Robert Allen will arrive to do work way, way beyond any job description.





## Beyond THE INTERFACE

The technical word is "interface," those sensory exchanges between boat and owner, those points of contact so fundamental to the enjoyment of a day on the water, so critical to the determination of a boat's long-term value. Glance at any of the cockpit photography a few pages along, and witness the full effect of a Cobalt interior in the altogether. Better yet, cruise a Cobalt at first opportunity for some meaningful, memorable interfacing of your own.

*"If I approve a part, it will be straight, smooth, uniform, and cosmetic."*

Cindy Hawley, Upholstery  
Cobalt Associate since 1994



Start at the helm, where strength meets stylish strength. Rock-solid fiberglass substructure rides beneath upholstered good looks, as optional woods wait to dress the helm's metal

panels. The instrumentation and its mountings borrow from aircraft and the jewelry designers alike. Switching is sure, firm, and right there.



The elegant flow of line and precision stitching in the side panels are rivaled only by their life-long composite structure and ergonomic design.



Fine upholstery over solid fiberglass structures, aluminum panels, real wood accents, and sealed stainless steel switches come together as one ultimate helm station.



Full instrumentation is always custom detailed to flow perfectly into Cobalt's helm station design.

Cobalt interiors remain the industry benchmark of luxury.

The flip-lip seat, that grand old Cobalt invention now being copied here and there, introduces cockpit seating whose layout welcomes, whose firmness supports all day long, whose flexibility adapts to exactly who and



how many have come aboard. All Cobalt upholstery is now two-toned, bow to stern, every model - 200 to 343, and again this year Cobalt upholstery involves the fingers. Buttersoft and bullstrong, as tactile as they're easy on the eye, the vinyls here

are never expanded, always double-fastened with both glues and staples, and stitched with meticulous precision. Underfoot, the carpet is snap-down/snap-out, rubber-backed, backed again with skip resistant no-flex flooring under all, and heavy. Heavy far beyond any marine standard.



Fast forward now to Cobalt audio and video systems, to the music and movies waiting to make good afternoons more melodic, good evenings more dramatic. Six water-

proof speakers position themselves strategically, aiming tunes to maximum entertainment effect; Sonys are standard, Kickers optional. Standard too are iPod® and MP3 ports, remote controls mounted at the helm and optionally at the transom, and - on some boats - DVD packages. For boaters really ready to rock, there are optional subwoofers, tower speakers with power amps, and the million or so musical and informational choices that are XM satellite radio.

Cobalt has covered the interfacial bases, it would seem, sufficient to the Cindy Hawley seal of approval. Straight, smooth, uniform, and very, very good looking.





## Beyond THE ENGINEERING

Engineering anticipates. The engineer's job description asks that chance be predicted, that the effects of happenstance be eliminated or, at least, minimized. Cobalt engineers do not ask idly "What's the worst that could happen?" Cobalt designers understand that no boat is called a Cobalt until testing and more testing have proven its flawless operation. And so every Cobalt undergoes a full half-hour of running under maximum load in the test tank, with


*"We work together back here. If there's a problem, we'll throw six or eight guys in a boat until the job is done right."*

Tim Bohannon, Power Station  
Cobalt Associate since 1989

well more than 30 checks of its systems completed. Boats are pulled at random from the production line for a trip to the lake for rigorous testing under real-world conditions; indeed, all boats 28 feet and larger are lake-tested.

In those components where experience has shown the critical importance of trouble-free performance, Cobalt brings extra attention to the details of design and installation. In the electrical system, most of all - where, as boaters know, little problems can quickly ruin a day on the water. Cobalt insists consequently on single runs in the wiring, with no splices, all harnesses made completely and expertly in-house, coded with those historic Cobalt colors.

All connectors attach mechanically, with quick disconnects at each component. All boats are wired for virtually every option in this brochure,





Wide access engine compartments with gas assist cylinders or power actuators on the hatch. All models available with a full range of MerCruiser or Volvo Penta engines and sterndrives.



Every boat produced is put through a thirty point check while run under load for thirty minutes in the test tank.

those installed at the factory of course, and those to be added later. Batteries are switched for single or optional dual hookups.

The little details attended to, Cobalt performance then concerns itself with horsepower. Raw torque efficiently and economically used; brute force in the refined service of safety and direction and purpose. And so Cobalt owners choose from a weight room overrun with Volvo Penta and MerCruiser sterndrive power, each fuel-injected, with major choices waiting in either single or dual prop drives, and more choices still with closed cooling systems. No choice whatsoever in the matter of warranty though: Cobalt protects for five full years, the manufacturer's promises extended until 2012 or so. Every boat manufacturer pays major attention to the

powerplant; Cobalt worries about the space surrounding. Engine compartments on a Cobalt are large, accessible, welcoming to owner and mechanic alike, with either gas-assist cylinders or power lifts waiting to let the sun shine in. All lighting necessary to engine investigation, maintenance, or repair has been built in. Storage areas come along at no extra charge, and the entire interior area has been finished to aircraft sorts of standards.

Fact is though, all the engineering in the world cannot anticipate the rigors of the manufactur-



ing day, any given morning's umpteen thousand little exchanges of premium raw materials with relentless hand craftsmanship, exchanges that honestly must go just so. And so when engineering isn't working at the moment, when anticipation a thousand-fold fails to answer a crisis, when maybe 500 horses refuse to nestle quietly into a 343 on a late Thursday afternoon . . . well . . . that particular moment is when engineering takes a quick backseat to Tim Bohannon and six or eight other big old boys with about 45 minutes to make things turn out, you know, as calculated.





## *Beyond* THE WARRANTY

**R**ick Schoonover did not write the warranties that ensure Cobalt owners' ongoing satisfaction with their boats. Rick Schoonover does, however, work very hard to ensure that those warranties retain day to day their teeth. Rick takes care of Cobalt dealers, helping them obtain parts quickly and accurately, so that warrantied service and repairs proceed quickly and accurately.

---

*"Our dealers know that if I make them a promise, it's going to happen."*

Rick Schoonover, Parts Distribution  
Cobalt Associate since 1982

---

Cobalt warranties guarantee a full shop rate to dealers, and so there is no hesitation, no scrimping, no slow or second-rate service on warranty work. Completely transferable, comprehensive, and very very long, Cobalt warranties extend to ten years on the hull and deck; five years on the engine and powertrain, the electrical system, and instrumentation; and two years on the gelcoat, upholstery, and canvas - a generous and embracing package of protections again this year recognized as the strongest in the marine industry.

The promise-keeper Rick Schoonover comes along as an integral part of that package, at no extra charge



## TEN YEAR PROTECTION

**Hull & Deck Structure:** Floors, stringers, bulkheads, motor mounts, transom, all deck and hull joints

## FIVE YEAR PROTECTION

- Engine:** Internally lubricated parts
- Stern Drive:** Internally lubricated parts in upper and lower housings
- Intermediate Housing:** Shaft, U-Joints, bearings
- Steering:** Helm, rack, cable, pump, seals and gaskets
- Power Trim:** Pump, cylinders, solenoids, switches, seals and gaskets
- Electrical:** Alternator, voltage regulator, electronic ignition module, ignition coil, starter motor, wiper motor, engine wiring harness, courtesy lights, docking lights, battery switch, battery isolator, bow light, horn, anchor light, spotlight, blower motor, electric hatch motor and switch
- Fuel Delivery:** Fuel injection control units and injectors, fuel injection pump, fuel injector rails, fuel delivery pump, flame arrestor
- Controls:** Control box, neutral safety switch, cables
- Instrumentation:** Tachometer, oil pressure, volt gauge, hour meter, speedometer, engine temperature, trim gauge, fuel gauge, oil temp
- Accessories:** Air conditioner, cockpit heater, air/water temperature gauge, engine battery charger, compass, depth finder, transducer and wiring harness, generator, refrigerator, galley sink and faucet, shore power, stainless steel deck railings, stainless steel rubrail, stainless steel hardware, stereo/CD player, dash stereo remote, trim tabs, waste system, water system, stove, microwave, windlass
- Electronics:** Radar, GPS, VHF Radio
- Non-Defect Failures:** Overheating, pre-ignition, detonation, scored pistons, tuliped valves, carbonized rings, heat collapsed rings, burnt valves, bent valves, warped heads, heat cracked heads and block (excludes freezing), thermostat failures, sensor failures
- Additional Benefits:** Choice of towing, dockside assistance, hoist and lift out or pick up and delivery. Taxes, shop supplies, lubricants, coolants, filters, spark plugs, hoses, clamps, belts, engine tuning, and lake/sea trial when necessary for a covered repair.

## TWO YEAR PROTECTION

- Gelcoat Finish:** Protection from crazing, stress cracks, air voids or blisters
- Upholstery:** Protection from defective materials or workmanship
- Other Components:** Steering wheel, seat mechanisms, hinges, ladders, etc.
- Canvas:** All Sunbrella® canvas

## ONE YEAR PROTECTION

- Components:** Fuel tank, automatic fire extinguisher, windshield

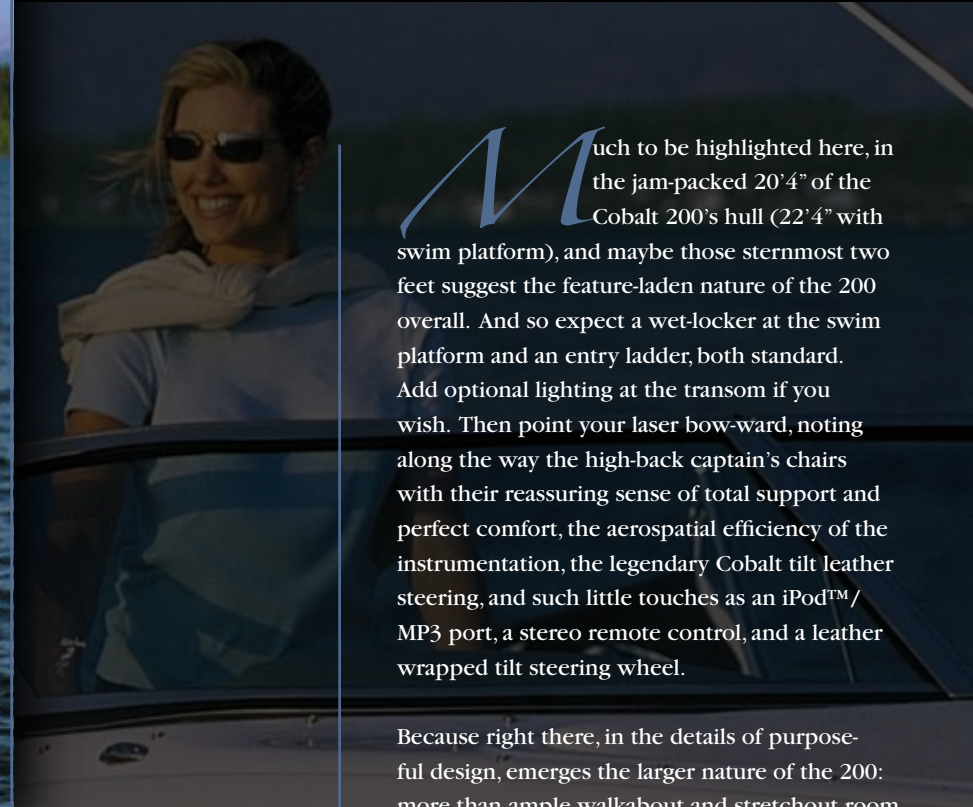


# *Beyond* POWER POINT

*"I've cancelled staff meetings before. But today may have been a personal best."*



# 200



Much to be highlighted here, in the jam-packed 20'4" of the Cobalt 200's hull (22'4" with swim platform), and maybe those sternmost two feet suggest the feature-laden nature of the 200 overall. And so expect a wet-locker at the swim platform and an entry ladder, both standard. Add optional lighting at the transom if you wish. Then point your laser bow-ward, noting along the way the high-back captain's chairs with their reassuring sense of total support and perfect comfort, the aerospace efficiency of the instrumentation, the legendary Cobalt tilt leather steering, and such little touches as an iPod™/MP3 port, a stereo remote control, and a leather wrapped tilt steering wheel.

Because right there, in the details of purposeful design, emerges the larger nature of the 200: more than ample walkabout and stretchout room in the smallest Cobalt, a propensity for crisp turns punctuating a hypercushioned ride, gas-stinginess set next to high-horse power.

Meeting adjourned.



# 200



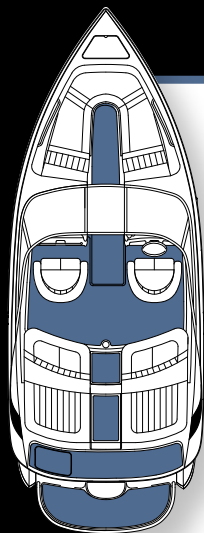
The 200 does not easily reduce to an outline, to a stepwise progression of features and benefits. There is too much value here, beginning with conference-room sorts of space, efficiently used, tightly and terrifically packaged, as in the anchor locker with its gas-assisted cylinder or in the insulated cooler waiting under the aft bench seating. Walk-thru doors, standard of course, give free-flowing access to the bow. Even the engine vents, solid stainless, suggest the 200's no-nonsense attitude.

The 200. The business of pure enjoyment.



# SPECIFICATIONS & EQUIPMENT <sup>(1)</sup>

# COLOR SELECTIONS <sup>(3)</sup>



## SPECIFICATIONS

Hull Length Overall:	20' 4"	(6.20 m)
Length Overall w/Extd Swim:	22' 4"	(6.81 m)
Beam Overall:	8' 6"	(2.59 m)
Height Overall:	5' 7 1/8"	(1.71 m)
Height Overall w/Tower:	8' 8"	(2.64 m)
Bridge Clearance:	4' 3"	(1.3 m)
Bridge Clearance w/Tower:	8' 5"	(2.56 m)
Freeboard Forward:	33"	(.84 m)
Freeboard Aft:	34"	(.86 m)
Draft Drive Up:	24"	(.61 m)
Draft Drive Down:	36"	(.92 m)
Deadrise at Transom:	20 degrees	
Dry Weight <sup>(2)</sup> :	3850 lbs.	(1746 kg)
Fuel Capacity:	40 gal.	(151 L)
Capacity, by weight:	1650 lbs.	(748 kg)
Capacity, by persons:	12 Persons	

## MERCUISER POWER

4.3 L MPI Alpha	220 php	(164 PkW)
4.3 L MPI Bravo 3	220 php	(164 PkW)
5.0 L MPI Alpha	260 php	(194 PkW)
5.0 L MPI Bravo 1	260 php	(194 PkW)
5.0 L MPI Bravo 3	260 php	(194 PkW)
350 Mag MPI Alpha	300 php	(224 PkW)
350 Mag MPI Bravo 1	300 php	(224 PkW)
350 Mag MPI Bravo 3	300 php	(224 PkW)
350 Mag MPI Bravo 3 Horizon	300 php	(224 PkW)
6.2 MX MPI Bravo 1	320 php	(239 PkW)
6.2 MX MPI Bravo 3	320 php	(239 PkW)
6.2 MX MPI Bravo 3 Horizon	320 php	(239 PkW)

## VOLVO PENTA POWER

4.3 GXi SX	225 php	(168 PkW)
4.3 GXi DP	225 php	(168 PkW)
4.3 OSi XDP	225 php	(168 PkW)
5.0 GXi SX	270 php	(201 PkW)
5.0 GXi DP	270 php	(201 PkW)
5.0 OSi XDP	270 php	(201 PkW)
5.7 Gi SX	280 php	(209 PkW)
5.7 Gi DP	280 php	(209 PkW)
5.7 OSi XDP	280 php	(209 PkW)
5.7 GXi SX	320 php	(239 PkW)
5.7 GXi DP	320 php	(239 PkW)
5.7 OSXi XDP	320 php	(239 PkW)

## STANDARD EQUIPMENT

### DASH AND INSTRUMENTATION

- Accessory Power Plug - 12 Volt
- Depth & Water/Air Gauge Package
- Hour Meter

### STEREO

- AM-FM CD w/6 Speakers
- iPod™/MP3 Port
- Stereo Remote, Dash

### EXTERIOR

- Anchor Locker
- Bow Scuff Plate, Stainless Steel
- Midship Cleats
- Swim Platform, Extended w/Ladder

### INTERIOR

- Black Leather Steering Wheel
- Bow Walk-Thru Doors
- High-Back Captain's Chairs w/Pocket
- Removable Bow & Cockpit Carpet

## STRUCTURE / SAFETY / PERFORMANCE

- 10 Year Hull/Deck Warranty
- 5 Year Powertrain Warranty
- Battery Switch - Single
- Composite Floor
- Composite Transom
- Fiberglass Cockpit Liner Deck
- Fiberglass Stringer System
- Fire Extinguisher, Manual
- Ignition Safety Switch
- Kevlar™ Reinforced Hull
- Stainless Steel Windshield Braces
- Through Prop Exhaust

## OPTIONAL EQUIPMENT

### CANVAS

- Bimini Top
- Bow Tonneau Cover
- Cockpit Tonneau Cover
- Mooring Cover

### DASH AND INSTRUMENTATION

- Black Leather/SS Steering Wheel
- Compass
- Wood Dash/Trim Package

### STEREO

- Premium Sound System
- Stereo Remote, Transom
- Tower Speakers (req. Premium Sound & Dual Batt)
- XM Satellite System

### EXTERIOR

- Docking Lights-Stainless Steel
- Flagpole w/USA & Cobalt Flag
- Motorbox Actuator
- Swim Platform Transom Lighting
- Three Color Custom Graphics
- Transom Shower (10 gal water)
- Transom Tilt Switch
- Wakeboard Racks w/Swivel (2)
- Water Sports Tower w/Bimini Top
- Water Sports Tower w/Sunshade

### INTERIOR

- Adjustable Seat Pedestals (hi-back chairs)
- Aft Walk-Thru Carpet
- Aft Walk-Thru Filler Cushion(s)
- Air Compressor w/Holder
- Bow Cushion Insert
- Dinette Table
- Rivulet Carpet Upgrade (sand interior only)
- Stainless Steel Foot Tread (helm only)

## STRUCTURE / SAFETY / PERFORMANCE

- Anti-Corrosion System
- Battery Switch - Dual
- Captain's Call Exhaust
- Captain's Call Plus (w/Mufflers)
- CE Fire Extinguisher, Automatic System
- Closed Cooling System (Volvo only)
- Cruise Control
- Fire Extinguisher, Automatic System
- Stainless Prop Exchange
- Tool Kit

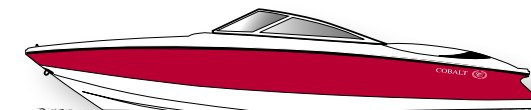
## GELCOAT COLORS



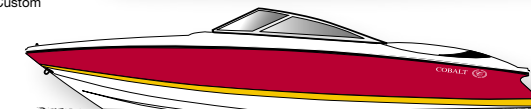
## GRAPHIC STYLES

Any gelcoat color

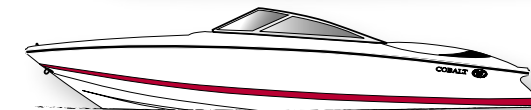
Classic



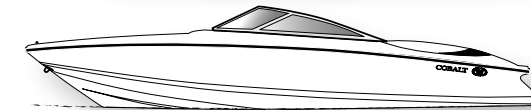
Three Color Custom




Sport




All White



## SAND SIERRA INTERIOR



## GREY SIERRA INTERIOR



## RIVULET CARPET OPTION



(1) Specifications and equipment can be subject to unforeseen changes.

(2) Average dry weight measured with single small block engine and standard equipment.

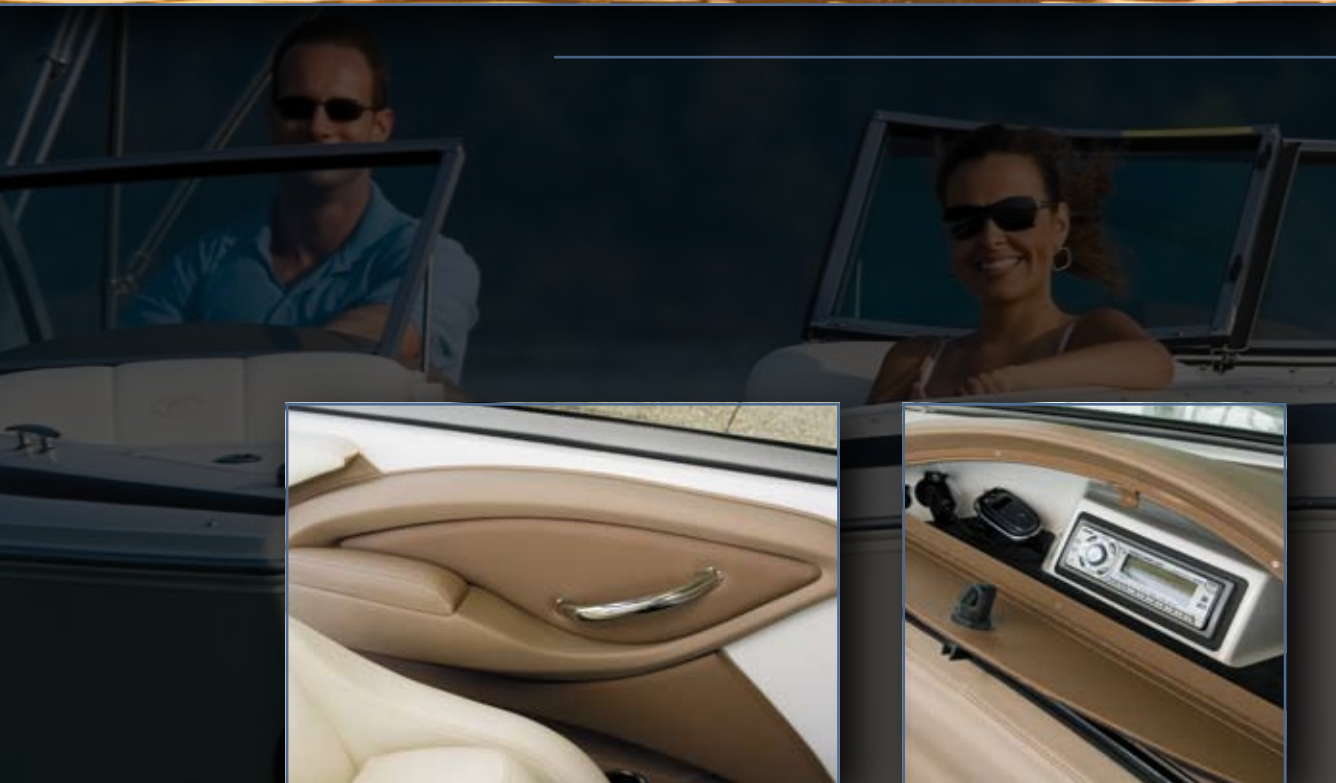

(3) Colors shown may vary due to limitations of the printing process and the light under which they are viewed.

# *Beyond* PURCHASE DECISIONS

*"Gloating does not become you, dear."*



# 212



There are dozens of reasons for owning the new Cobalt 212. Spend five minutes or so in the company of the 212, and find wish-fulfillment of a truly individual sort. Pick your rationale. The subtle striping along a long, elegant profile maybe. Or aft, a stepped swim platform and a generous and welcoming sunpad. Amidships, the simplified design of the flattened windshield for maximized use of space. At the bow, enhanced seating, meaning more padding on a higher, deeper frame with muscular lumbar support from the new backrest. At the helm, emboldened instrumentation, clean and legible, crisp and aeronautical. Or perhaps the new, more deeply textured vinyls, more soothing mixes of color throughout.

Own the Cobalt 212 because of its reliability across the years, its performance every time out, its smashing good looks this immediate moment. Or own it for all the reasons important to your spouse, your parents, your children, your friends. In a week or two, the 212 will be yours and yours alone.



# 212



The 212's invitation to come aboard is inclusive; everyone will find an interior rich in appointments, well versed in the fine points of entertaining, with seating adaptable to the posture of the moment. A massive cooler stands ready, molded in and out of sight. For convenience's sake, a gas cylinder assists in the anchor locker. For safety's and appearance's sake, stainless steel is 212's metal of choice for hardware stem to stern.

Think deep thoughts. Keep your own counsel. Own the 212.








## SPECIFICATIONS & EQUIPMENT <sup>(1)</sup>

## COLOR SELECTIONS <sup>(3)</sup>



### SPECIFICATIONS

Hull Length Overall:	21' 1"	(6.43 m)
Length Overall w/Extd Swim:	23' 4"	(7.11 m)
Beam Overall:	8' 6"	(2.60 m)
Height Overall:	7' 1"	(2.16 m)
Bridge Clearance:	4' 9 1/8"	(1.45 m)
Bridge Clearance w/Tower:	7' 6 1/8"	(2.24 m)
Freeboard Forward:	35 5/8"	(905 m)
Freeboard Aft:	21 1/8"	(537 m)
Draft Drive Up:	26 5/8"	(67.63 cm)
Draft Drive Down:	36 3/8"	(92.3 cm)
Deadrise at Transom:	21 Degrees	
Dry Weight <sup>(2)</sup> :	4100 lbs.	(1860 kg)
Fuel Capacity:	50 gal.	(189.3 L)
Water Capacity, Fresh:	10 gal.	(37.9 L)

### MERCUISER POWER

4.3 L MPI Alpha	220 php	(164 PkW)
4.3 L MPI Bravo 3	220 php	(164 PkW)
5.0 L MPI Alpha	260 php	(194 PkW)
5.0 L MPI Bravo 1	260 php	(194 PkW)
5.0 L MPI Bravo 3	260 php	(194 PkW)
350 Mag MPI Alpha	300 php	(224 PkW)
350 Mag MPI Bravo 1	300 php	(224 PkW)
350 Mag MPI Bravo 3	300 php	(224 PkW)
350 Mag MPI Bravo 3 Horizon	300 php	(224 PkW)
6.2 MX MPI Bravo 1	320 php	(239 PkW)
6.2 MX MPI Bravo 3	320 php	(239 PkW)
6.2 MX MPI Bravo 3 Horizon	320 php	(239 PkW)

### VOLVO PENTA POWER

5.0 GXi SX	270 php	(201 PkW)
5.0 GXi DP	270 php	(201 PkW)
5.0 OSi XDP	270 php	(201 PkW)
5.7 Gi SX	280 php	(209 PkW)
5.7 Gi DP	280 php	(209 PkW)
5.7 OSi XDP	280 php	(209 PkW)
5.7 GXi SX	320 php	(239 PkW)
5.7 GXi DP	320 php	(239 PkW)
5.7 OSi XDP	320 php	(239 PkW)

### STANDARD EQUIPMENT

#### DASH AND INSTRUMENTATION

Accessory Power Plug - 12 Volt  
Black Leather Steering Wheel  
Depth & Water/Air Gauge Package  
Hour Meter

#### STEREO

AM-FM CD w/6 Speakers  
iPod™/MP3 Port  
Stereo Remote, Dash

#### EXTERIOR

Anchor Locker  
Bow Scuff Plate, Stainless Steel  
Midship Cleats  
Swim Platform, Extended w/Ladder

#### INTERIOR

Bow Walk-Thru Doors  
High-Back Captain's Chair(s) w/Pocket  
Removable Bow & Cockpit Carpet

### STRUCTURE / SAFETY / PERFORMANCE

10 Year Hull/Deck Warranty  
5 Year Powertrain Warranty  
Battery Switch - Single  
Composite Floor  
Composite Transom  
Fiberglass Cockpit Liner Deck  
Fiberglass Stringer System  
Fire Extinguisher, Manual  
Ignition Safety Switch  
Kevlar™ Reinforced Hull  
Stainless Steel Windshield Braces  
Through Prop Exhaust

### OPTIONAL EQUIPMENT

#### CANVAS

Bimini Top  
Bow Tonneau Cover  
Cockpit Tonneau Cover  
Mooring Cover

#### DASH AND INSTRUMENTATION

Black Leather/SS Steering Wheel  
GPS / Plotter (removable)  
Wood Dash/Trim Package

#### STEREO

Premium Sound System  
Stereo Remote, Transom  
Tower Speakers (req. Premium Sound & Dual Batt)  
XM Satellite System

#### EXTERIOR

Deck Stripe  
Docking Lights-Stainless Steel  
Flagpole w/USA & Cobalt Flag  
Motorbox Actuator  
Three Color Custom Graphics  
Transom Shower (10 gal water)  
Transom Tilt Switch  
Wakeboard Racks w/Swivel (2)  
Water Sports Tower w/Bimini Top  
Water Sports Tower w/Sunshade


#### INTERIOR

Adjustable Seat Pedestals (hi-back chairs)  
Aft Walk-Thru Carpet  
Air Compressor w/Holder  
Bow Cushion Insert  
Dinette Table  
Rivulet Carpet Upgrade (sand interior only)  
Stainless Steel Foot Tread (helm only)

### STRUCTURE / SAFETY / PERFORMANCE


Anti-Corrosion System  
Battery Switch - Dual  
Captain's Call Exhaust  
Captain's Call Plus (w/Mufflers)  
CE Fire Extinguisher, Automatic System  
Closed Cooling System (Volvo only)  
Cruise Control  
Fire Extinguisher, Automatic System  
Stainless Prop Exchange  
Tool Kit  
Trim Tabs

### GELCOAT COLORS




### GRAPHIC STYLES


Any combination of gelcoat colors.




### SAND SIERRA INTERIOR



### GREY SIERRA INTERIOR



### RIVULET CARPET OPTION



(1) Specifications and equipment can be subject to unforeseen changes.  
(2) Average dry weight measured with small block engine and standard equipment.

(3) Colors shown may vary due to limitations of the printing process and the light under which they are viewed.

# *Beyond* TAKING IT EASY

*"I'm fairly certain I've forgotten how to worry."*



# 220



On a typical day the Cobalt 220 floats in that rare place where truly responsible people make high-level decisions about life's critical issues. Should we go back to the marina for lunch? Where should we anchor the boat to watch the fireworks in the harbor? Born and bred in a tradition of boatbuilding that spans four decades emphasizing reliability and long-term performance and enduring value above all other considerations, the 220 makes it easy not to worry. In comfort: with high-back captain's chairs, sculpted lounges fore and aft, and a large and restful sunpad that positively drains away stress. Even the gunwhales are padded and waiting for a daydream believer. The fabrics and textures throughout the 220 embody relaxation in its purest form, all part of Cobalt's gathering of standard and optional comforts that soften the edges of life aboard the 220. An iPod™/MP3 port extends the soothing effects of the standard AM-FM CD and complements in a perfectly leisurely way the optional XM satellite system and 10-disc CD changer with amplified premium speakers and a booming subwoofer.

Just for slow dances, mind you. There will be slow dancing only this particular afternoon.



# 220




In daylong pursuit of the good life, in its insistence on making Monday morning so much like Saturday afternoon, the Cobalt 220 is nonetheless the most practical of boats, down-to-earth and day-to-day in its creature conveniences: more than ample storage in spaces at once accessible and out of the way, cold drinks and a tuna-salad sandwich always in arm's reach, safety equipment immediately at hand, with docking lights for the last leg home after big fun on a slalom run powered by the muscled-up 220 powertrain of choice.

And all in the wraparound welcome of an interior that puts one's workplace, at the very least, about one thousand miles away.



# SPECIFICATIONS & EQUIPMENT <sup>(1)</sup>

# COLOR SELECTIONS <sup>(3)</sup>



## SPECIFICATIONS

Hull Length Overall:	22'	(6.71 m)
Length Overall w/Extd Swim:	24'	(7.32 m)
Beam Overall:	8' 6"	(2.59 m)
Height Overall:	5' 5 5/8"	(1.67 m)
Height Overall w/Tower:	8' 6 5/8"	(2.61 m)
Bridge Clearance:	4' 3"	(1.3 m)
Bridge Clearance w/Tower:	8' 5"	(2.56 m)
Freeboard Forward:	33"	(.84 m)
Freeboard Aft:	34"	(.86 m)
Draft Drive Up:	24"	(.61 m)
Draft Drive Down:	36"	(.92 m)
Deadrise at Transom:	20 degrees	
Dry Weight <sup>(2)</sup> :	4040 lbs.	(1833 kg)
Fuel Capacity:	50 gal.	(189 L)
Capacity, by weight:	1650 lbs.	(748 kg)
Capacity, by persons:	12 Persons	

## MERCUISER POWER

5.0 L MPI Alpha	260 php (194 PkW)
5.0 L MPI Bravo 1	260 php (194 PkW)
5.0 L MPI Bravo 3	260 php (194 PkW)
350 Mag MPI Alpha	300 php (224 PkW)
350 Mag MPI Bravo 1	300 php (224 PkW)
350 Mag MPI Bravo 3	300 php (224 PkW)
350 Mag MPI Bravo 3 Horizon	300 php (224 PkW)
6.2 MX MPI Bravo 1	320 php (239 PkW)
6.2 MX MPI Bravo 3	320 php (239 PkW)
6.2 MX MPI Bravo 3 Horizon	320 php (239 PkW)
496 Mag MPI Bravo 1	375 php (280 PkW)
496 Mag MPI Bravo 3	375 php (280 PkW)
496 Mag HO Bravo 1 X	425 php (317 PkW)
496 Mag HO Bravo 3 X	425 php (317 PkW)

## VOLVO PENTA POWER

5.0 GXi SX	270 php (201 PkW)
5.0 GXi DP	270 php (201 PkW)
5.0 OSi XDP	270 php (201 PkW)
5.7 Gi SX	280 php (209 PkW)
5.7 Gi DP	280 php (209 PkW)
5.7 OSi XDP	280 php (209 PkW)
5.7 GXi SX	320 php (239 PkW)
5.7 GXi DP	320 php (239 PkW)
5.7 OSXi XDP	320 php (239 PkW)
8.1 Gi DP	375 php (280 PkW)
8.1 OSi XDP	375 php (280 PkW)
8.1 GXi DP	420 php (313 PkW)

## STANDARD EQUIPMENT

**DASH AND INSTRUMENTATION**  
 Accessory Power Plug - 12 Volt  
 Black Leather Steering Wheel  
 Depth & Water/Air Gauge Package  
 Hour Meter

## STEREO

AM-FM CD w/6 Speakers  
 iPod™/MP3 Port  
 Stereo Remote, Dash

## EXTERIOR

Anchor Locker  
 Bow Scuff Plate, Stainless Steel  
 Midship Cleats  
 Swim Platform, Extended w/Ladder

## INTERIOR

Bow Walk-Thru Doors  
 High-Back Captain's Chairs w/Pocket  
 Removable Bow & Cockpit Carpet  
**STRUCTURE / SAFETY / PERFORMANCE**  
 10 Year Hull/Deck Warranty  
 5 Year Powertrain Warranty  
 Battery Switch - Single  
 Composite Floor  
 Composite Transom  
 Fiberglass Cockpit Liner Deck  
 Fiberglass Stringer System  
 Fire Extinguisher, Manual  
 Ignition Safety Switch  
 Kevlar™ Reinforced Hull  
 Stainless Steel Windshield Braces  
 Through Prop Exhaust

## OPTIONAL EQUIPMENT

### CANVAS

Bimini Top  
 Bow Tonneau Cover  
 Cockpit Tonneau Cover  
 Mooring Cover

### DASH AND INSTRUMENTATION

Black Leather/SS Steering Wheel  
 Compass  
 Wood Dash/Trim Package

### STEREO

Premium Sound System  
 Stereo Remote, Transom  
 Tower Speakers (Req. Premium Sound & Dual Batt)  
 XM Satellite System

## EXTERIOR

Docking Lights-Stainless Steel  
 Flagpole w/USA & Cobalt Flag  
 Motorbox Actuator  
 Swim Platform Transom Lighting  
 Three Color Graphics  
 Transom Shower (10 gal water)  
 Transom Tilt Switch  
 Wakeboard Racks w/Swivel (2)  
 Water Sports Tower w/Bimini Top  
 Water Sports Tower w/Sunshade


## INTERIOR

Adjustable Seat Pedestals (hi-back chairs)  
 Aft Walk-Thru Carpet  
 Aft Walk-Thru Filler Cushion(s)  
 Air Compressor w/Holder  
 Bow Cushion Insert  
 Dinette Table  
 Rivulet Carpet Upgrade (sand interior only)  
 Stainless Steel Foot Tread (helm only)

## STRUCTURE / SAFETY / PERFORMANCE

Anti-Corrosion System  
 Battery Switch - Dual  
 Captain's Call Exhaust  
 Captain's Call Plus (w/Mufflers)  
 CE Fire Extinguisher, Automatic System  
 Closed Cooling System (Volvo only)  
 Cruise Control (n/a w/Merc big block eng)  
 Fire Extinguisher, Automatic System  
 Stainless Prop Exchange  
 Tool Kit

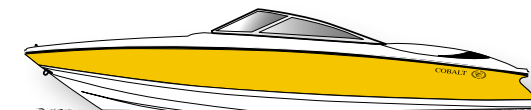
## GELCOAT COLORS



## GRAPHIC STYLES

Any combination of gelcoat colors

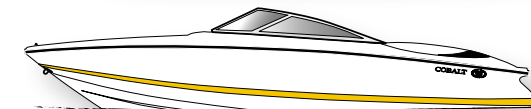
Classic



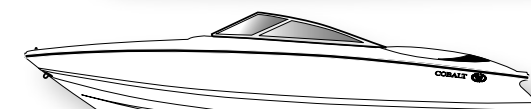
Three Color Custom




Sport




All White



## SAND SIERRA INTERIOR



## GREY SIERRA INTERIOR



## RIVULET CARPET OPTION



(1) Specifications and equipment can be subject to unforeseen changes.  
 (2) Average dry weight measured with small block engine and standard equipment.


(3) Colors shown may vary due to limitations of the printing process and the light under which they are viewed.

# *Beyond* SHOWING OFF

*"I think he's finally learned to deal with his limitations."*




# 222



There are those who would ask too much of their boat. Typically lacking the inhibitions that lifelong careers in banking bring along, these well-meaning owners impose on their 222s a daunting set of requirements: a perfect wake every run, fuel efficiency that belies the horsepower under the hood, comfortable come-one-come-all accommodation for a dozen friends, bedrock stability in the ride, nuanced control at the helm, and an all-around boatly attitude suggesting that indeed all things are possible.

Well. Maybe it's not too much to want after all. Most especially when the 222 responds to the demands of upside-down athletes with the same attention to details of ride and performance, of safety and comfort as it does to an extended family of 12 out for a picnic cruise on Grandparent's Day.


Take a lingering look at the 222. What you see is obviously what you get: a hot rod ready to sit smiling at anchor, making everyone feel wonderfully cared for as the Garden Club plays pinochle in a glassine cove.





The 222's secret to widespread popularity hides here, in an interior equipped to deal at once with beauty contests at the marina and with high-horse runs to the middle of nowhere. Notice for the moment a Sony sound system with an iPod™/MP3 port and seating now made more deeply supportive amid such cool additives as a molded-in ice chest and storage pretty much everywhere and always out of sight.


Now, might a guy catch a little air?





## SPECIFICATIONS & EQUIPMENT <sup>(1)</sup>

## COLOR SELECTIONS <sup>(3)</sup>



### SPECIFICATIONS

Hull Length Overall:	22' 6"	(6.86 m)
Length Overall w/Extd Swim:	24' 6"	(7.47 m)
Beam Overall:	8' 6"	(2.59 m)
Height Overall:	7' 1"	(2.16 m)
Height Overall w/Tower:	8' 8"	(2.64 m)
Bridge Clearance:	4' 9"	(1.45 m)
Bridge Clearance w/Tower:	7' 6"	(2.28 m)
Freeboard Forward:	35 5/8"	(904 mm)
Freeboard Aft:	21 1/8"	(536 mm)
Draft Drive Up:	26"	(.657 m)
Draft Drive Down:	36"	(.914 m)
Deadrise at Transom:	21 Degrees	
Dry Weight <sup>(2)</sup> :	4165 Lbs	(1889 kg)
Fuel Capacity:	50 Gal	(189.3 L)
Water Capacity, Fresh:	10 Gal	(37.9 L)
Capacity, by weight:	1,800 Lbs	(816 kg)
Capacity, by persons:	12 Persons	

### MERCUISER POWER

5.0 L MPI Alpha	260 php	(194 PkW)
5.0 L MPI Bravo 1	260 php	(194 PkW)
5.0 L MPI Bravo 3	260 php	(194 PkW)
350 Mag MPI Alpha	300 php	(224 PkW)
350 Mag MPI Bravo 1	300 php	(224 PkW)
350 Mag MPI Bravo 3	300 php	(224 PkW)
350 Mag MPI Bravo 3 Horizon	300 php	(224 PkW)
6.2 MX MPI Bravo 1	320 php	(239 PkW)
6.2 MX MPI Bravo 3	320 php	(239 PkW)
6.2 MX MPI Bravo 3 Horizon	320 php	(239 PkW)
496 Mag MPI Bravo 1	375 php	(280 PkW)
496 Mag MPI Bravo 3	375 php	(280 PkW)
496 Mag HO Bravo 1 X	425 php	(317 PkW)
496 Mag HO Bravo 3 X	425 php	(317 PkW)

### VOLVO PENTA POWER

5.0 GXi SX	270 php	(201 PkW)
5.0 GXi DP	270 php	(201 PkW)
5.0 OSi XDP	270 php	(201 PkW)
5.7 Gi SX	280 php	(209 PkW)
5.7 Gi DP	280 php	(209 PkW)
5.7 OSi XDP	280 php	(209 PkW)
5.7 GXi SX	320 php	(239 PkW)
5.7 GXi DP	320 php	(239 PkW)
5.7 OSXi XDP	320 php	(239 PkW)
8.1 Gi DP	375 php	(280 PkW)
8.1 OSi XDP	375 php	(280 PkW)
8.1 GXi DP	420 php	(313 PkW)

### STANDARD EQUIPMENT

#### DASH AND INSTRUMENTATION

Accessory Power Plug - 12 Volt  
Black Leather Steering Wheel  
Depth & Water/Air Gauge Package  
Hour Meter

#### STEREO

AM-FM CD w/6 Speakers  
iPod™/MP3 Port  
Stereo Remote, Dash

#### EXTERIOR

Anchor Locker  
Bow Scuff Plate, Stainless Steel  
Midship Cleats  
Swim Platform, Extended w/Ladder

### INTERIOR

Bow Walk-Thru Doors  
High-Back Captain's Chair(s) w/Pocket  
Removable Bow & Cockpit Carpet

#### STRUCTURE / SAFETY / PERFORMANCE

10 Year Hull/Deck Warranty  
5 Year Powertrain Warranty  
Battery Switch - Single  
Composite Floor  
Composite Transom  
Fiberglass Cockpit Liner Deck  
Fiberglass Stringer System  
Fire Extinguisher, Manual  
Ignition Safety Switch  
Kevlar™ Reinforced Hull  
Stainless Steel Windshield Braces  
Through Prop Exhaust

### OPTIONAL EQUIPMENT

#### CANVAS

Bimini Top  
Bow Tonneau Cover  
Cockpit Tonneau Cover  
Mooring Cover

#### DASH AND INSTRUMENTATION

Black Leather/SS Steering Wheel  
GPS/Plotter (removable)  
Wood Dash/Trim Package

#### STEREO

Premium Sound System  
Stereo Remote, Transom  
Tower Speakers (Req. Premium Sound & Dual Batt.)  
XM Satellite System

#### EXTERIOR

Docking Lights-Stainless Steel  
Flagpole w/USA & Cobalt Flag  
Motorbox Actuator  
Transom Shower (10 gal water)  
Transom Tilt Switch  
Wakeboard Racks w/Swivel (2)  
Water Sports Tower w/Bimini Top  
Water Sports Tower w/Sunshade


#### INTERIOR

Adjustable Seat Pedestals (hi-back chairs)  
Aft Walk-Thru Carpet  
Air Compressor w/Holder  
Bow Cushion Insert  
Deck Stripe  
Dinette Table  
Rivulet Carpet Upgrade (sand interior only)  
Stainless Steel Foot Tread (helm only)  
Three Color Custom Graphics

#### STRUCTURE / SAFETY / PERFORMANCE

Anti-Corrosion System  
Battery Switch - Dual  
Captain's Call Exhaust  
Captain's Call Plus (w/Mufflers)  
CE Fire Extinguisher, Automatic System  
Closed Cooling System (Volvo only)  
Cruise Control (n/a w/Merc big block eng)  
Fire Extinguisher, Automatic System  
Stainless Prop Exchange  
Tool Kit  
Trim Tabs


### GELCOAT COLORS




### GRAPHIC STYLES

Any combination of gelcoat colors.

Classic



Classic w/Upper Deck Stripe



Three Color Custom




Three Color Custom w/Upper Deck Stripe



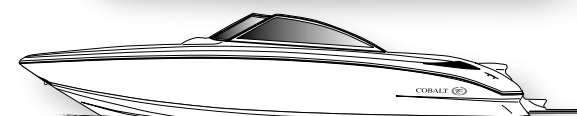
Sport




Sport w/Upper Deck Stripe




White



### SAND SIERRA INTERIOR



### GREY SIERRA INTERIOR



### RIVULET CARPET OPTION



(1) Specifications and equipment can be subject to unforeseen changes.  
(2) Average dry weight measured with small block engine and standard equipment.

(3) Colors shown may vary due to limitations of the printing process and the light under which they are viewed.

# *Beyond* IDLE CURIOSITY

*"Dad, how come Mom never gets to drive?"*



# 232



Introduced last year to raves from both the boating press and middle-schoolers everywhere, the 232 motors along with effortless performance matched to the recreational need of the moment. Nothing nonchalant here though; everything about the 232 has a serious purpose, a utility born of Cobalt designers' year-to-year insistence on listening directly to Cobalt owners.

The 232's roomy welcome for the entire family and a bunch of friends? Thank an extension of the cockpit by a full 18 inches, up and over the motor box, the seat bottom meshing with the sunpad and its adjustable headrest. The 232's casual elegance, its adult sophistication set among kids' feelings about fun? Thank the abiding comfort of the seats with their double-density foams, a megaton of stainless steel spread stem to stern, and around it all a sleek profile defined by the aggressive rake of the windshield. The 232's attractions for the captain, its hold on a man's affections, a possessive streak leading to a stubborn refusal to yield the helm?

Please don't ask.





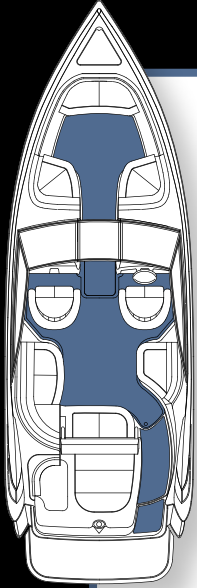
The overwhelming question for the 232: how can so many amenities, so much functionality, so much comfort be found in a 23-footer? And the answer, of course, arises from design, from thoughtful apportionment of space – the large ski locker, for example, waiting in perfect placement adjacent to the swim platform. Here is design that incorporates all the expected Cobalt standards, from the leather-bound tilt steering wheel to the removable ski pylon; at the same time, the 232 reflects the very latest thinking from Cobalt. And no better example than the 232's sunpad, its elegant transformation of idle space into a focal point of usefulness and enjoyment.

Now, if only Cobalt would design a second helm ...



# SPECIFICATIONS & EQUIPMENT <sup>(1)</sup>

# COLOR SELECTIONS <sup>(3)</sup>



## SPECIFICATIONS

Hull Length Overall:	23' 9"	(7.24 m)
Length Overall w/Extd Swim:	25' 11"	(7.90 m)
Beam Overall:	8' 6"	(2.59 m)
Height Overall:	6' 7"	(2.01 m)
Height Overall w/Tower:	9' 6"	(2.90 m)
Bridge Clearance:	5' 3"	(1.60 m)
Freeboard Forward:	43"	(1.09 m)
Freeboard Aft:	15 1/2"	(.39 m)
Draft Drive Up:	21"	(.53 m)
Draft Drive Down:	37"	(.94 m)
Deadrise at Transom:	20 degrees	
Dry Weight <sup>(2)</sup> :	4600 lbs.	(2087 kg)
Fuel Capacity:	50 gal.	(189 L)
Water Capacity:	10 gal.	(37.9 L)
Capacity, by weight:	2250 lbs.	(930 kg)
Capacity, by persons:	13 Persons	

## MERCUISER POWER

5.0 L MPI Alpha	260 php	(194 PkW)
5.0 L MPI Bravo 1	260 php	(194 PkW)
5.0 L MPI Bravo 3	260 php	(194 PkW)
350 Mag MPI Alpha	300 php	(224 PkW)
350 Mag MPI Bravo 1	300 php	(224 PkW)
350 Mag MPI Bravo 3	300 php	(224 PkW)
350 Mag MPI Bravo 3 Horizon	300 php	(224 PkW)
6.2 MX MPI Bravo 1	320 php	(239 PkW)
6.2 MX MPI Bravo 3	320 php	(239 PkW)
6.2 MX MPI Bravo 3 Horizon	320 php	(239 PkW)
496 Mag MPI Bravo 1	375 php	(280 PkW)
496 Mag MPI Bravo 3	375 php	(280 PkW)
496 Mag HO Bravo 1 X	425 php	(317 PkW)
496 Mag HO Bravo 3 X	425 php	(317 PkW)

## VOLVO PENTA POWER

5.0 GXi SX	270 php	(201 PkW)
5.0 GXi DP	270 php	(201 PkW)
5.0 OSi XDP	270 php	(201 PkW)
5.7 Gi SX	280 php	(209 PkW)
5.7 Gi DP	280 php	(209 PkW)
5.7 OSi XDP	280 php	(209 PkW)
5.7 GXi SX	320 php	(239 PkW)
5.7 GXi DP	320 php	(239 PkW)
5.7 OSXi XDP	320 php	(239 PkW)
8.1 Gi DP	375 php	(280 PkW)
8.1 OSi XDP	375 php	(280 PkW)
8.1 GXi DP	420 php	(313 PkW)

## STANDARD EQUIPMENT

**DASH AND INSTRUMENTATION**  
 Accessory Power Plug - 12 Volt  
 Black Leather Steering Wheel  
 Depth & Water/Air Gauge Package  
 Hour Meter

### STEREO

AM-FM CD w/6 Speakers  
 iPod™/MP3 Port  
 Stereo Remote, Dash

### EXTERIOR

Anchor Locker  
 Bow Scuff Plate, Stainless Steel  
 Midship Cleats  
 Removable Ski Pylon  
 Swim Platform, Extended w/Ladder

### INTERIOR

Aft Sunpad w/Adjustable Headrest  
 Bow Walk-Thru Doors  
 High-Back Captain's Chair(s) w/Pocket  
 Removable Bow & Cockpit Carpet

## STRUCTURE / SAFETY / PERFORMANCE

10 Year Hull/Deck Warranty  
 5 Year Powertrain Warranty  
 Battery Switch - Single  
 Composite Floor  
 Composite Transom  
 Fiberglass Cockpit Liner Deck  
 Fiberglass Stringer System  
 Fire Extinguisher, Manual  
 Ignition Safety Switch  
 Kevlar™ Reinforced Hull  
 Stainless Steel Windshield Braces  
 Through Prop Exhaust

## OPTIONAL EQUIPMENT

### CANVAS

Bimini Top  
 Bow Tonneau Cover  
 Cockpit Tonneau Cover  
 Mooring Cover

### DASH AND INSTRUMENTATION

Black Leather/SS Steering Wheel  
 GPS/Plotter (removable)  
 Wood Dash/Trim Package

### STEREO

Premium Sound System  
 Stereo Remote, Transom  
 Tower Speakers (Req. Premium Sound & Dual Batt.)  
 XM Satellite System

### EXTERIOR

Docking Lights-Stainless Steel  
 Flagpole w/USA & Cobalt Flag  
 Motorbox Actuator  
 Swim Platform Transom Lighting  
 Three Color Custom Graphics  
 Transom Shower (10 gal water)  
 Transom Tilt Switch  
 Wakeboard Racks w/Swivel (2)  
 Water Sports Tower w/Bimini Top  
 Water Sports Tower w/Sunshade


### INTERIOR

Adjustable Seat Pedestals (hi-back chairs)  
 Aft Walk-Thru Carpet  
 Air Compressor w/Holder  
 Dinette Table  
 Removable Bow Seat Cushions, Port & Stbd.  
 Rivulet Carpet Upgrade (sand interior only)  
 Stainless Steel Foot Tread (helm only)

## STRUCTURE / SAFETY / PERFORMANCE

Anti-Corrosion System  
 Battery Switch - Dual  
 Captain's Call Exhaust  
 Captain's Call Plus (w/Mufflers)  
 CE Fire Extinguisher, Automatic System  
 Closed Cooling System (Volvo only)  
 Cruise Control (n/a w/Merc big block eng)  
 Fire Extinguisher, Automatic System  
 Stainless Prop Exchange  
 Tool Kit  
 Trim Tabs


## GELCOAT COLORS




## GRAPHIC STYLES

Any combination of gelcoat colors.

Classic



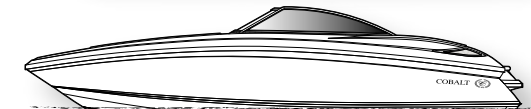
Three Color Custom




Sport




All White



## SAND SIERRA INTERIOR



## GREY SIERRA INTERIOR



## RIVULET CARPET OPTION



(1) Specifications and equipment can be subject to unforeseen changes.  
 (2) Average dry weight measured with small block engine and standard equipment.

(3) Colors shown may vary due to limitations of the printing process and the light under which they are viewed.

# *Beyond* MARINE ENGINEERING

*"Now tell me again about chines?"*



# 240



Count the ways in which you love your Cobalt 240. Sure, some of its attractions will shout out loud. The understated bravo of its profile, maybe. Or the pure and deep sheen of the gelcoat, its luster resonating in polo green or citron yellow or a hot-roddish candied red. Maybe your eye drifts to the Texas acreage of the interior, the bow and lobby-sized lounge, its other-worldly appointments. Maybe the wide-armed reach of the swim platform speaks to your sense of hospitality.

But the true heart of the 240's performance and legendary value rests way out of sight, quietly doing the job, delivering big fun, refusing fanfare. And so we come meaningfully now to the chines, the longitudinal members of the hull, reversed in all Cobalts to deflect spray downward, for far better tracking and tighter control in turns. The sort of tracking, the kind of control, that elicits comment from a good friend recently emerged from the best slalom run of her young life.



# 240



Engineering anticipates. Cobalt engineering anticipates everything. Everything that an unforgettable day on the water might require: the supportive comfort of the high-back captain's chairs with optional adjustable pedestals, the open accessibility of the walk-thru door at the bow, the convenience of a standard porta-potti, the mood-setting power of a six-speaker sound system.

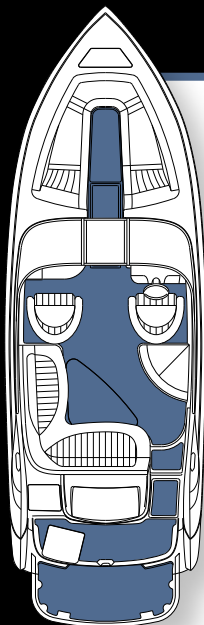
Luxury, performance, and practicality meld in the 240, a boat that means to be all things to all people, with special consideration given to the active and the athletic.

You could ask an engineer.





## SPECIFICATIONS & EQUIPMENT <sup>(1)</sup>



### SPECIFICATIONS

Hull Length Overall:	23' 9"	(7.24 m)
Length Overall w/Extd Swim:	25' 11"	(7.90 m)
Beam Overall:	8' 6"	(2.59 m)
Height Overall:	6' 1/2"	(1.84 m)
Height Overall w/Tower:	10' 1"	(3.07 m)
Bridge Clearance:	4' 9"	(1.45 m)
Freeboard Forward:	43"	(1.09 m)
Freeboard Aft:	38"	(.97 m)
Draft Drive Up:	18 1/4"	(.46 m)
Draft Drive Down:	37"	(.94 m)
Deadrise at Transom:	20 degrees	
Dry Weight <sup>(2)</sup> :	4445 lbs.	(2016 kg)
Fuel Capacity:	50 gal.	(189 L)
Water Capacity:	10 gal.	(37.9 L)
Capacity, by weight:	2050 lbs.	(930 kg)
Capacity, by persons:	15 Persons	

### MERCUISER POWER

5.0 L MPI Alpha	260 php (194 PkW)
5.0 L MPI Bravo 1	260 php (194 PkW)
5.0 L MPI Bravo 3	260 php (194 PkW)
350 Mag MPI Alpha	300 php (224 PkW)
350 Mag MPI Bravo 1	300 php (224 PkW)
350 Mag MPI Bravo 3	300 php (224 PkW)
350 Mag MPI Bravo 3 Horizon	300 php (224 PkW)
6.2 MX MPI Bravo 1	320 php (239 PkW)
6.2 MX MPI Bravo 3	320 php (239 PkW)
6.2 MX MPI Bravo 3 Horizon	320 php (239 PkW)
496 Mag MPI Bravo 1	375 php (280 PkW)
496 Mag MPI Bravo 3	375 php (280 PkW)
496 Mag HO Bravo 1 X	425 php (317 PkW)
496 Mag HO Bravo 3 X	425 php (317 PkW)

### VOLVO PENTA POWER

5.0 GXi SX	270 php (201 PkW)
5.0 GXi DP	270 php (201 PkW)
5.0 OSi XDP	270 php (201 PkW)
5.7 Gi SX	280 php (209 PkW)
5.7 Gi DP	280 php (209 PkW)
5.7 OSi XDP	280 php (209 PkW)
5.7 GXi SX	320 php (239 PkW)
5.7 GXi DP	320 php (239 PkW)
5.7 OSXi XDP	320 php (239 PkW)
8.1 Gi DP	375 php (280 PkW)
8.1 OSi XDP	375 php (280 PkW)
8.1 GXi DP	420 php (313 PkW)

### STANDARD EQUIPMENT

**DASH AND INSTRUMENTATION**  
 Accessory Power Plug - 12 Volt  
 Compass  
 Depth & Water/Air Gauge Package  
 Hour Meter  
 Wood Dash/Trim Package

### STEREO

AM-FM CD w/6 Speakers  
 iPod™/MP3 Port  
 Stereo Remote, Dash

### EXTERIOR

Anchor Locker  
 Bow Scuff Plate, Stainless Steel  
 Midship Cleats  
 Swim Platform, Extended w/Ladder

### INTERIOR

Bow Walk-Thru Doors  
 Dinette Table  
 Dinette Table/Lounge Filler Cushion  
 High-Back Captain's Chair(s) w/Pocket  
 Porta Potti  
 Removable Bow & Cockpit Carpet

### STRUCTURE / SAFETY / PERFORMANCE

10 Year Hull/Deck Warranty  
 5 Year Powertrain Warranty  
 Battery Switch - Single  
 Composite Floor  
 Composite Transom  
 Fiberglass Cockpit Liner Deck  
 Fiberglass Stringer System  
 Fire Extinguisher, Manual  
 Ignition Safety Switch  
 Kevlar™ Reinforced Hull  
 Stainless Steel Windshield Braces  
 Through Prop Exhaust

### OPTIONAL EQUIPMENT

#### CANVAS

Bimini Top  
 Bow Tonneau Cover  
 Cockpit Tonneau Cover  
 Mooring Cover

#### DASH AND INSTRUMENTATION

Black Leather/SS Steering Wheel  
 Windshield Wiper-Starboard

#### STEREO

Premium Sound System  
 Stereo Remote, Transom  
 Tower Speakers (Req. Premium Sound & Dual Batt.)  
 XM Satellite System

#### EXTERIOR

Docking Lights-Stainless Steel  
 Flagpole w/USA & Cobalt Flag  
 Swim Platform Transom Lighting  
 Transom Shower (10 gal water)  
 Transom Tilt Switch  
 Wakeboard Racks w/Swivel (2)  
 Water Sports Tower w/Bimini Top  
 Water Sports Ski Tower w/Sunshade

#### INTERIOR


Adjustable Seat Pedestals (hi-back chairs)  
 Aft Walk-Thru Carpet  
 Air Compressor w/Holder  
 Bow Cushion Insert  
 Pump Out Porta Potti  
 Pump Out Porta Potti w/Macerator  
 Rivulet Carpet Upgrade (sand interior only)  
 Stainless Steel Foot Tread (helm only)

#### STRUCTURE / SAFETY / PERFORMANCE

Anti-Corrosion System  
 Battery Switch - Dual  
 Captain's Call Exhaust  
 Captain's Call Plus (w/Mufflers)  
 CE Fire Extinguisher, Automatic System  
 Closed Cooling System (Volvo only)  
 Cruise Control (n/a w/Merc big block eng)  
 Fire Extinguisher, Automatic System  
 Stainless Prop Exchange  
 Tool Kit  
 Trim Tabs

## COLOR SELECTIONS <sup>(3)</sup>

### GELCOAT COLORS




### GRAPHIC STYLES

Any combination of gelcoat colors.

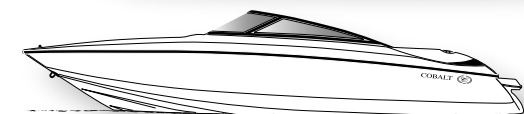
Classic




Sport




All White



### SAND SIERRA INTERIOR



### GREY SIERRA INTERIOR



### RIVULET CARPET OPTION



(1) Specifications and equipment can be subject to unforeseen changes.  
 (2) Average dry weight measured with small block engine and standard equipment.

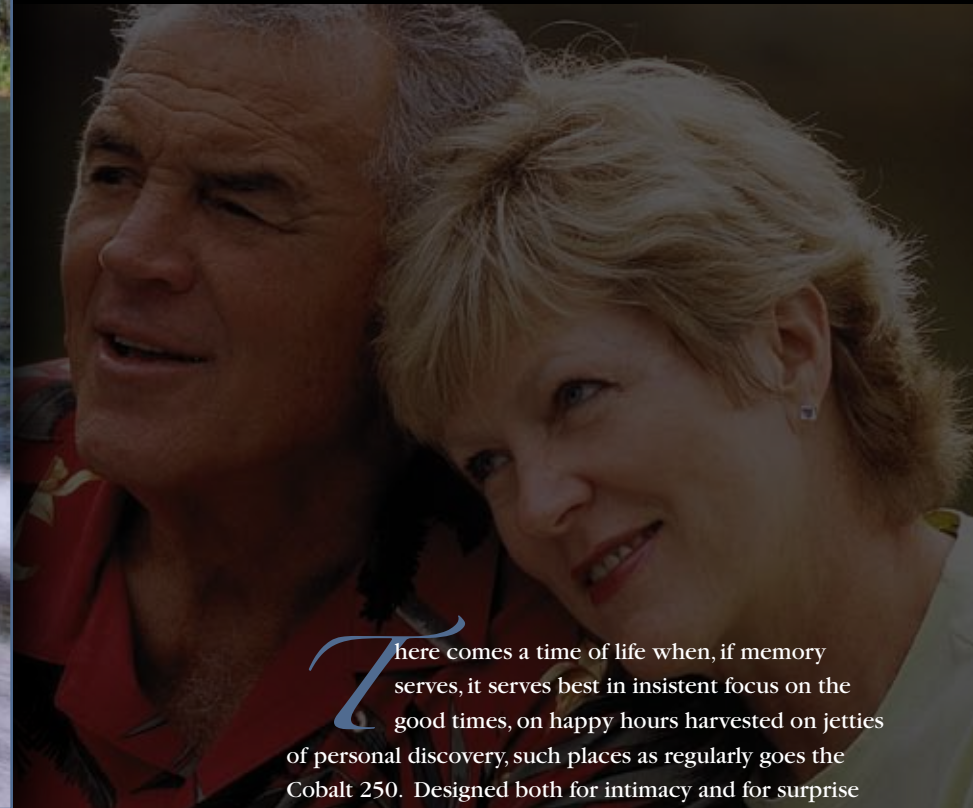
(3) Colors shown may vary due to limitations of the printing process and the light under which they are viewed.

# *Beyond* THE HIGH POINTS

*“Once again, dear, I just can’t say enough for our system of selective memory.”*



# 250



There comes a time of life when, if memory serves, it serves best in insistent focus on the good times, on happy hours harvested on jetties of personal discovery, such places as regularly goes the Cobalt 250. Designed both for intimacy and for surprise birthday parties, the 250 makes efficient, effective use of every inch of its maximized space, its comforts and conveniences. Storage is over, under, sideways, and down on the 250, as are the well-earned accoutrements of the good life: a big swim platform with ladder and wet locker, high-back captain's chairs with their elbow-deep pockets, a dash and helm laid out with a cruise ship's attention to details of navigation, and stainless steel everywhere from bow scuff plate to aft ski pylon reinforcing the predictability of another memorable, memorable day afloat.

So remember. There are sunsets of scope and significance yet to come. And you already own the boat best suited to take you there.



# 250



The 250 recalls a time when what one wanted was right, you know, there. And so it goes, with free and immediate access to the motorbox, to the battery switch, and to the aft locker, a 250 exclusive, with its wide-open aft ski-stow or as the need arises, this space can be divided and fully compartmentalized. An aft filler cushions slides in to create gun-whale-to-gunwhale lounging, nap-ready at any hour of the afternoon.

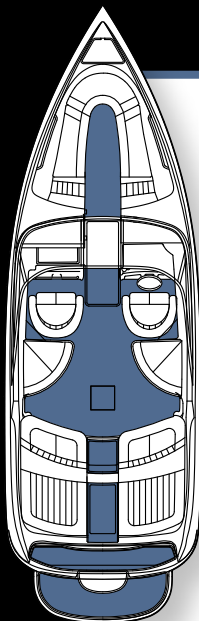
Know the 250. And think back as you think best.



WARNING: PLUGS, STAY AWAY FROM ENGINE OR VALVE OPERATING AREA. NEVER OPERATE WITH FUEL SYSTEMS. ALWAYS WEAR YOUR SEATBELT. ALWAYS USE PROPER TIE-DOWN TECHNIQUE. ALWAYS USE PROPER LIFTING TECHNIQUE. ALWAYS USE PROPER TIE-DOWN TECHNIQUE. ALWAYS USE PROPER LIFTING TECHNIQUE.

## SPECIFICATIONS & EQUIPMENT <sup>(1)</sup>

## COLOR SELECTIONS <sup>(3)</sup>



### SPECIFICATIONS

Hull Length Overall:	25'	(7.62 m)
Length Overall w/Extd Swim:	27'	(8.23 m)
Beam Overall:	8' 6"	(2.59 m)
Height Overall:	6' 3 1/4"	(1.91 m)
Height Overall w/Tower:	9' 3"	(2.82 m)
Bridge Clearance:	5' 2"	(1.6 m)
Bridge Clearance w/Tower:	8' 7"	(2.62 m)
Freeboard Forward:	42"	(1.07 m)
Freeboard Aft:	39"	(.99 m)
Draft Drive Up:	24"	(.61 m)
Draft Drive Down:	39"	(.99 m)
Deadrise at Transom:	22 degrees	
Dry Weight <sup>(2)</sup> :	5025 lbs.	(2279 kg)
Fuel Capacity:	73 gal.	(276 L)
Water Capacity:	10 gal.	(37.9 L)
Capacity, by weight:	2050 lbs	(930 kg)
Capacity, by persons:	15 Persons	

### MERCUISER POWER

350 Mag MPI Alpha	300 php (224 PkW)
350 Mag MPI Bravo 1	300 php (224 PkW)
350 Mag MPI Bravo 3	300 php (224 PkW)
350 Mag MPI Bravo 3 Horizon	300 php (224 PkW)
6.2 MX MPI Bravo 1	320 php (239 PkW)
6.2 MX MPI Bravo 3	320 php (239 PkW)
6.2 MX MPI Bravo 3 Horizon	320 php (239 PkW)
496 Mag MPI Bravo 1	375 php (280 PkW)
496 Mag MPI Bravo 3	375 php (280 PkW)
496 Mag HO Bravo 1 X	425 php (317 PkW)
496 Mag HO Bravo 3 X	425 php (317 PkW)

### VOLVO PENTA POWER

5.7 Gi SX	280 php (209 PkW)
5.7 Gi DP	280 php (209 PkW)
5.7 OSi XDP	280 php (209 PkW)
5.7 GXi SX	320 php (239 PkW)
5.7 GXi DP	320 php (239 PkW)
5.7 OSXi XDP	320 php (239 PkW)
8.1 Gi DP	375 php (280 PkW)
8.1 OSi XDP	375 php (280 PkW)
8.1 GXi DP	420 php (313 PkW)

### STANDARD EQUIPMENT

#### DASH AND INSTRUMENTATION

- Accessory Power Plug - 12 Volt
- Black Leather Steering Wheel
- Depth & Water/Air Gauge Package
- Hour Meter

#### STEREO

- AM-FM CD w/6 Speakers
- iPod™/MP3 Port
- Stereo Remote, Dash

#### EXTERIOR

- Anchor Locker
- Bow Scuff Plate, Stainless Steel
- Midship Cleats
- Swim Platform, Extended w/Ladder

#### INTERIOR

- Bow Walk-Thru Doors
- High-Back Captain's Chair(s) w/Pocket
- Porta Potti
- Removable Bow & Cockpit Carpet

### STRUCTURE / SAFETY / PERFORMANCE

- 10 Year Hull/Deck Warranty
- 5 Year Powertrain Warranty
- Battery Switch - Single
- Composite Floor
- Composite Transom
- Fiberglass Cockpit Liner Deck
- Fiberglass Stringer System
- Fire Extinguisher, Manual
- Ignition Safety Switch
- Kevlar™ Reinforced Hull
- Stainless Steel Windshield Braces
- Through Prop Exhaust

### OPTIONAL EQUIPMENT

#### CANVAS

- Bimini Top
- Bow Tonneau Cover
- Cockpit Tonneau Cover
- Mooring Cover

#### DASH AND INSTRUMENTATION

- Black Leather/SS Steering Wheel
- Compass
- Windshield Wiper-Starboard
- Wood Dash/Trim Package

#### STEREO

- Premium Sound System
- Stereo Remote, Transom
- Tower Speakers (Req. Premium Sound & Dual Batt.)
- XM Satellite System

#### EXTERIOR

- Docking Lights-Stainless Steel
- Flagpole w/USA & Cobalt Flag
- Motorbox Actuator
- Swim Platform Transom Lighting
- Three Color Custom Graphics
- Transom Shower (10 gal water)
- Transom Tilt Switch
- Wakeboard Racks w/Swivel (2)
- Water Sports Tower w/Bimini Top
- Water Sports Tower w/Sunshade


#### INTERIOR

- Adjustable Seat Pedestals (hi-back chairs)
- Aft Walk-Thru Carpet
- Aft Walk-Thru Filler Cushion(s)
- Air Compressor w/Holder
- Bow Cushion Insert
- Dinette Table
- Pump Out Porta Potti
- Pump Out Porta Potti w/Macerator
- Rivulet Carpet Upgrade (sand interior only)
- Stainless Steel Foot Tread (helm only)

### STRUCTURE / SAFETY / PERFORMANCE

- Anti-Corrosion System
- Battery Switch - Dual
- Captain's Call Exhaust
- Captain's Call Plus (w/Mufflers)
- CE Fire Extinguisher, Automatic System
- Closed Cooling System (Volvo only)
- Cruise Control (n/a w/Merc big block eng)
- Fire Extinguisher, Automatic System
- Stainless Prop Exchange
- Tool Kit
- Trim Tabs

### GELCOAT COLORS



### GRAPHIC STYLES

Any combination of gelcoat colors.

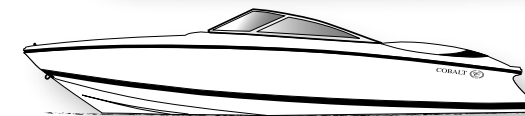
Classic



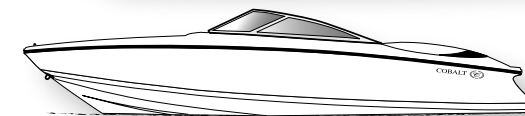
Three Color Custom




Sport




All White




### SAND SIERRA INTERIOR



### GREY SIERRA INTERIOR



### RIVULET CARPET OPTION



(1) Specifications and equipment can be subject to unforeseen changes.  
 (2) Average dry weight measured with big block engine and standard equipment.

(3) Colors shown may vary due to limitations of the printing process and the light under which they are viewed.

# Beyond 1492

*“What should we name our new beach, Chris?”*



# 252



The Cobalt 252 has been designed for exploration, for the finding of new worlds far away from the workaday and the fully expected. The 252 is at once convenient, practical, reliable, and thoroughly luxurious, a boat calculated to appeal at every turn to the senses, and to one's best sense of utility and value.

The 252 jumps at the opportunity to entertain, from the deep-down relaxation of your personal island that is the 252's sunpad with its adjustable backrest to the walk-thru doors at the bow, accommodating easy traffic flow back and forth as does the side walk-thru astern, even with a capacity crowd of 15 funlovers on board. Two massive ice chests huddle out of sight, molded into the cockpit, in keeping with the 252's maximized use of space, from an easily accessed ski locker underfoot to handy stash compartments thoughtfully placed here and there stem to stern. The entertainment system comprises an entire family of standard equipment - AM/FM radio and CD player with six speakers, an iPod®/MP3 port, and stereo remote at the dash.

Discover in the 252 a boat for the ages. And for all ages in the meantime.



# 252



The new 252 serves as an ideal example of the thinking which lies behind every new Cobalt, thinking that calls for a renewed emphasis on functional luxury. Cases in point: the crisp, intuitive feel of the helm with the jewelish clarity of instrumentation whose design borrows from lessons learned in automotive and aeronautic settings, the space and welcoming accommodation of the head compartment, the emphasis on accessible storage, or the fit of the filler cushion for the bow lounge, now deeper and more supportive in its wraparound comfort.

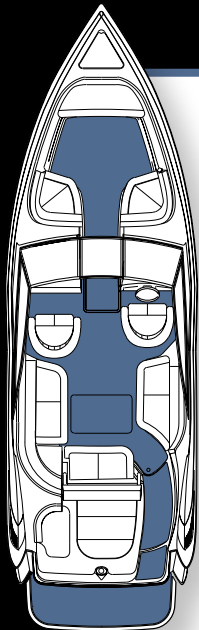
It's all here. As new 252 owners will learn on first landing.





## SPECIFICATIONS & EQUIPMENT <sup>(1)</sup>

## COLOR SELECTIONS <sup>(3)</sup>



### SPECIFICATIONS

Hull Length Overall:	25' 4"	(7.72 m)
Length Overall w/Extd Swim:	27' 6"	(8.38 m)
Beam Overall:	8' 6"	(2.6 m)
Height Overall:	6' 7"	(2.01 m)
Height Overall w/Tower:	9' 6"	(2.9 m)
Bridge Clearance:	5'	(1.52 m)
Bridge Clearance w/Tower:	8' 2"	(2.49 m)
Freeboard Forward:	38"	(96.5 cm)
Freeboard Aft:	15"	(38.1 cm)
Draft Drive Up:	21"	(53 cm)
Draft Drive Down:	37"	(94 cm)
Deadrise at Transom:	21 Degrees	
Dry Weight <sup>(2)</sup> :	5425 lbs.	(2460 kg)
Fuel Capacity:	73 gal.	(276.34 L)
Water Capacity:	10 gal.	(37.8 L)
Capacity, by weight:	2585 lbs.	(1173 kg)
Capacity, by persons:	15 persons	

### MERCUISER POWER

350 Mag MPI Bravo 3	300 php	(224 PkW)
350 Mag MPI Bravo 3 Horizon	300 php	(224 PkW)
6.2 MX MPI Bravo 1	320 php	(239 PkW)
6.2 MX MPI Bravo 3	320 php	(239 PkW)
6.2 MX MPI Bravo 3 Horizon	320 php	(239 PkW)
496 Mag MPI Bravo 1	375 php	(280 PkW)
496 Mag MPI Bravo 3	375 php	(280 PkW)
496 Mag HO Bravo 1 X	425 php	(317 PkW)
496 Mag HO Bravo 3 X	425 php	(317 PkW)

### VOLVO PENTA POWER

5.7 Gi SX	280 php	(209 PkW)
5.7 Gi DP	280 php	(209 PkW)
5.7 OSi XDP	280 php	(209 PkW)
5.7 GXi SX	320 php	(239 PkW)
5.7 GXi DP	320 php	(239 PkW)
5.7 OSXi XDP	320 php	(239 PkW)
8.1 Gi DP	375 php	(280 PkW)
8.1 OSi XDP	375 php	(280 PkW)
8.1 GXi DP	420 php	(313 PkW)

### STANDARD EQUIPMENT

#### DASH AND INSTRUMENTATION

- Accessory Power Plug - 12 Volt
- Black Leather Steering Wheel
- Depth & Water/Air Gauge Package
- Hour Meter

#### STEREO

- AM-FM CD w/6 Speakers
- iPod™/MP3 Port
- Stereo Remote, Dash

#### EXTERIOR

- Anchor Locker
- Bow Scuff Plate, Stainless Steel
- Midship Cleats
- Removable Ski Pylon
- Swim Platform, Extended w/Ladder

#### INTERIOR

- Aft Sunpad w/Adjustable Headrest
- Bow Walk-Thru Doors
- High-Back Captain's Chair(s) w/Pocket
- Porta Potti
- Removable Bow & Cockpit Carpet

### STRUCTURE / SAFETY / PERFORMANCE

- 10 Year Hull/Deck Warranty
- 5 Year Powertrain Warranty
- Battery Switch - Single
- Composite Floor
- Composite Transom
- Fiberglass Cockpit Liner Deck
- Fiberglass Stringer System
- Fire Extinguisher, Manual
- Ignition Safety Switch
- Kevlar™ Reinforced Hull
- Stainless Steel Windshield Braces
- Through Prop Exhaust

### OPTIONAL EQUIPMENT

#### CANVAS

- Bimini Top
- Bow Tonneau Cover
- Cockpit Tonneau Cover
- Mooring Cover

#### DASH AND INSTRUMENTATION

- Black Leather/SS Steering Wheel
- GPS/Plotter (removable)
- Wood Dash/Trim Package

#### STEREO

- Premium Sound System
- Stereo Remote, Transom
- Tower Speakers (req. Premium Sound & Dual Batt)
- XM Satellite System

#### EXTERIOR

- Docking Lights-Stainless Steel
- Flagpole w/USA & Cobalt Flag
- Motorbox Actuator
- Portal Light (1-Head Compartment)
- Swim Platform Transom Lighting
- Three Color Graphics
- Transom Shower (10 gal water)
- Transom Tilt Switch
- Three Color Custom Graphics
- Wakeboard Racks w/Swivel (2)
- Water Sports Tower w/Bimini Top
- Water Sports Tower w/Sunshade


#### INTERIOR

- Adjustable Seat Pedestals
- Aft Walk-Thru Carpet
- Air Compressor w/Holder
- Dinette Table
- Electric Porcelain Head
- Electric Porcelain Head w/Macerator
- Pump Out Porta Potti
- Pump Out Porta Potti w/Macerator
- Removable Bow Seat Cushions, Port & Stbd.
- Rivulet Carpet Upgrade (sand interior only)
- Stainless Steel Foot Tread (helm only)
- Sink Console

### STRUCTURE / SAFETY / PERFORMANCE

- Anti-Corrosion System
- Battery Switch - Dual
- Captain's Call Exhaust
- Captain's Call Plus (w/Mufflers)
- CE Fire Extinguisher, Automatic System
- Closed Cooling System (Volvo only)
- Cruise Control (n/a w/Merc big block engine)
- Fire Extinguisher, Automatic System
- Stainless Prop Exchange
- Tool Kit
- Trim Tabs

### GELCOAT COLORS




### GRAPHIC STYLES


Any combination of gelcoat colors.



### SAND SIERRA INTERIOR



### GREY SIERRA INTERIOR



### RIVULET CARPET OPTION



(1) Specifications and equipment can be subject to unforeseen changes.  
 (2) Dry weight measured with big block engine and standard equipment.

(3) Colors shown may vary due to limitations of the printing process and the light under which they are viewed.

# Beyond OWNERSHIP

*"This is the third time we've been down here today."*




# 262



Well past mere ownership lies possession, an ultimate place where pure emotion comes to replace the cerebral calculations of the purchase decision. Owners of the Cobalt 262 understand this evolutionary way of thinking: they bought a boat whose design has revolutionized the use of space in midsize bowriders. These are owners who appreciate in visceral terms the embracing comfort of an interior defined by an epic lounge wrapped around the entire aft half of the boat, the double-wide flip seats at the helm notwithstanding, to say nothing of the beachfront property fore of the 262's windshield. These are owners who know that the 262's option list, thoughtful and inclusive as it is, will equip every day on the water with security, reliability, accessibility, and red-letter enjoyment, come what may.

The Cobalt 262 has been designed and built to serve friends and families possessed of that most precious commodity – time together far, far beyond the dock.



# 262

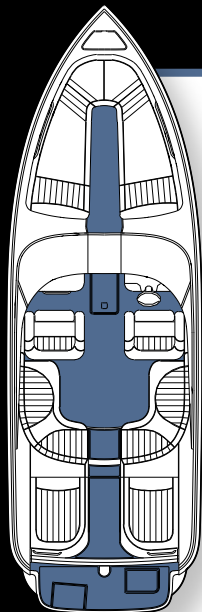


For all of its real estate, the 262 is remarkably captain-friendly. Handling is crisp and responsive. Turns are tight and secure. Acceleration is right now. And the instrumentation, packaged usefully and appealingly, is long on information, accessibility, and full, easy control. The 262's amenities speak for themselves: well-planned and well-executed, from the roomy porta potti to the optional dinette table, from the dash-mounted stereo remote to the under-seat cooler, bow scuff plate to the wet locker at the swim platform

Visit your new 262 as often as you wish. You've earned the right to feel deeply.



## SPECIFICATIONS & EQUIPMENT <sup>(1)</sup>



### SPECIFICATIONS

Hull Length Overall:	26' 8"	(8.12 m)
Length Overall w/Extd Swim:	28' 6"	(8.68 m)
Beam Overall:	8' 6"	(2.59 m)
Height Overall:	6' 1"	(1.85 m)
Height Overall w/Arch:	8' 11 1/2"	(2.73 m)
Bridge Clearance:	4' 9"	(1.45 m)
Freeboard Forward:	34"	(.86 m)
Freeboard Aft:	21"	(.53 m)
Draft Drive Up:	22"	(.56 m)
Draft Drive Down:	39"	(.99 m)
Deadrise at Transom:	22 degrees	
Dry Weight <sup>(2)</sup> :	5280 lbs.	(2394 kg)
Fuel Capacity:	70 gal.	(265 L)
Water Capacity:	10 gal.	(37.9 L)
Capacity, by weight:	Yacht Certified	
Capacity, by persons:	Yacht Certified	

### MERCUISER POWER

350 Mag MPI Alpha	300 php	(224 PkW)
350 Mag MPI Bravo 1	300 php	(224 PkW)
350 Mag MPI Bravo 3	300 php	(224 PkW)
350 Mag MPI Bravo 3 Horizon	300 php	(224 PkW)
6.2 MX MPI Bravo 1	320 php	(239 PkW)
6.2 MX MPI Bravo 3	320 php	(239 PkW)
6.2 MX MPI Bravo 3 Horizon	320 php	(239 PkW)
496 Mag MPI Bravo 1	375 php	(280 PkW)
496 Mag MPI Bravo 3	375 php	(280 PkW)
496 Mag HO Bravo 1 X	425 php	(317 PkW)
496 Mag HO Bravo 1 XR	425 php	(317 PkW)
496 Mag HO Bravo 3 X	425 php	(317 PkW)
496 Mag HO Bravo 3 XR	425 php	(317 PkW)

### VOLVO PENTA POWER

5.7 Gi SX	280 php	(209 PkW)
5.7 Gi DP	280 php	(209 PkW)
5.7 OSi XDP	280 php	(209 PkW)
5.7 GXi SX	320 php	(239 PkW)
5.7 GXi DP	320 php	(239 PkW)
5.7 OSXi XDP	320 php	(239 PkW)
8.1 Gi DP	375 php	(280 PkW)
8.1 OSi XDP	375 php	(280 PkW)
8.1 GXi DP	420 php	(313 PkW)

### STANDARD EQUIPMENT

#### DASH AND INSTRUMENTATION

- Accessory Power Plug - 12 Volt
- Compass
- Depth & Water/Air Gauge Package
- Hour Meter
- Wood Dash/Trim Package

#### STEREO

- AM-FM CD w/6 Speakers
- iPod™/MP3 Port
- Stereo Remote, Dash

#### EXTERIOR

- Anchor Locker
- Bow Scuff Plate, Stainless Steel
- Midship Cleats
- Motor Box Actuator
- Removable Ski Pylon

#### INTERIOR

- Aft Walk-Thru Carpet
- Air Compressor w/Holder
- Bow Walk-Thru Doors
- Double Wide Helm Seat
- Porta Potti
- Removable Bow & Cockpit Carpet

### STRUCTURE / SAFETY / PERFORMANCE

- 10 Year Hull/Deck Warranty
- 5 Year Powertrain Warranty
- Battery Switch - Single
- Composite Floor
- Composite Transom
- Fiberglass Cockpit Liner Deck
- Fiberglass Stringer System
- Fire Extinguisher, Manual
- Ignition Safety Switch
- Kevlar™ Reinforced Hull
- Stainless Steel Windshield Braces
- Through Prop Exhaust

### OPTIONAL EQUIPMENT

#### CANVAS

- Bimini Enclosure Package
- Bimini Top
- Bow Tonneau Cover
- Cockpit Tonneau Cover
- Mooring Cover

#### DASH AND INSTRUMENTATION

- Black Leather/SS Steering Wheel
- Windshield Wiper-Starboard

#### STEREO

- Premium Sound System
- Stereo Remote, Transom
- XM Satellite System

#### EXTERIOR

- Docking Lights-Stainless Steel
- Flagpole w/USA & Cobalt Flag
- Stainless Steel Arch w/Bimini Top
- Stainless Steel Windshield
- Swim Platform Transom Lighting
- Swim Platform, Extended w/Ladder
- Teak Accent Package
- Three Color Custom Graphics
- Transom Shower (10 gal water)
- Transom Tilt Switch

#### INTERIOR


- Aft Walk-Thru Filler Cushion(s)
- Bow Cushion Insert
- Cockpit Heater
- Dinette Table
- Pump Out Porta Potti
- Pump Out Porta Potti w/Macerator
- Rivulet Carpet Upgrade (sand interior only)
- Stainless Steel Foot Tread (Helm only)
- Swivel Bucket Seat - Port Only (Exchange)
- Swivel Bucket Seats - Port & Stbd (Exchange)
- Teak, Aft Walk-Thru

### STRUCTURE / SAFETY / PERFORMANCE

- Anti-Corrosion System
- Battery Switch - Dual
- Captain's Call Exhaust
- Captain's Call Exhaust-HP
- Captain's Call Plus (w/Mufflers)
- Captain's Call Plus (w/Mufflers)-HP
- CE Fire Extinguisher, Automatic System
- Closed Cooling System (Volvo only)
- Cruise Control (n/a w/Merc big block eng)
- Fire Extinguisher, Automatic System
- Stainless Prop Exchange
- Tool Kit
- Trim Tabs

## COLOR SELECTIONS <sup>(3)</sup>


### GELCOAT COLORS



### GRAPHIC STYLES

Any combination of gelcoat colors.

Classic w/Upper Deck Stripe



Classic w/Lower Deck Stripe




3 Color Custom w/Upper Deck Stripe



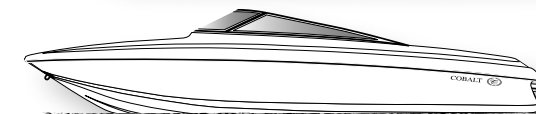
3 Color Custom w/Lower Deck Stripe




Sport




All White




### SAND SIERRA INTERIOR



### GREY SIERRA INTERIOR



### RIVULET CARPET OPTION



(1) Specifications and equipment can be subject to unforeseen changes.  
 (2) Average dry weight measured with big block engine and standard equipment.

(3) Colors shown may vary due to limitations of the printing process and the light under which they are viewed.

# *Beyond* THE MOMENT

*"You proposed to me out here, you know."*



# 263



A truly great boat becomes its own backdrop then and there, its own immediate setting for life's finest hours. The 263 rides in a long, salt-sprayed tradition of making the scene, of being there when it matters. Stylized and welcoming, with Mediterranean lines and a matinee profile, the 263 accommodates both the honeymoon intimacy of the cabin and the everyone-please-come hospitality of the cockpit.

Here's interior design meant for enjoyment of every sort: a double-wide, doubly supportive helm seat for a dash to an anniversary dinner in a highly personal place, the sweep of aft wraparound lounge seating for a picnic with old friends in for the weekend, an activity platform that brings the good times to water's edge.

Own the 263. Because surely the question will come round: "Would you marry me again?"



# 263



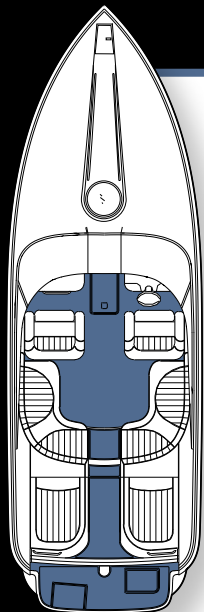
Morning or midnight, just the two of you at the marina or at full-cruise on a noon-time tube-run with the nieces and nephews, the 263 adapts to the requirements of the moment. All the tools of an especially enjoyable day stand ready, from the stylish utility of a cedar-lined locker to the spaciousness of the cabin itself, with extra headroom everywhere and a Food-Channel galley tucked quietly nearby.

Topside, the 263's cockpit standardly equipped is a study in comfort and ingenuity; with options it's something else again, with swiveling seats and climate control and, if you choose, teak underfoot aft. Proposals, indeed.





## SPECIFICATIONS & EQUIPMENT <sup>(1)</sup>



### SPECIFICATIONS

Hull Length Overall:	26' 8"	(8.12 m)
Length Overall w/Extd Swim:	28' 6"	(8.68 m)
Beam Overall:	8' 6"	(2.59 m)
Height Overall:	6' 1"	(1.85 m)
Height Overall w/Arch:	8' 11½"	(2.73 m)
Bridge Clearance:	4' 9"	(1.45 m)
Freeboard Forward:	34"	(.86 m)
Freeboard Aft:	21"	(.53 m)
Draft Drive Up:	22"	(.56 m)
Draft Drive Down:	39"	(.99 m)
Deadrise at Transom:	22 degrees	
Dry Weight <sup>(2)</sup> :	5370 lbs.	(2436 kg)
Fuel Capacity:	70 gal.	(265 L)
Water Capacity:	10 gal.	(37.9 L)
Capacity, by weight:	Yacht Certified	
Capacity, by persons:	Yacht Certified	

### MERCUISER POWER

350 Mag MPI Alpha	300 php	(224 PkW)
350 Mag MPI Bravo 1	300 php	(224 PkW)
350 Mag MPI Bravo 3	300 php	(224 PkW)
350 Mag MPI Bravo 3 Horizon	300 php	(224 PkW)
6.2 MX MPI Bravo 1	320 php	(239 PkW)
6.2 MX MPI Bravo 3	320 php	(239 PkW)
6.2 MX MPI Bravo 3 Horizon	320 php	(239 PkW)
496 Mag MPI Bravo 1	375 php	(280 PkW)
496 Mag MPI Bravo 3	375 php	(280 PkW)
496 Mag HO Bravo 1 X	425 php	(317 PkW)
496 Mag HO Bravo 1 XR	425 php	(317 PkW)
496 Mag HO Bravo 3 X	425 php	(317 PkW)
496 Mag HO Bravo 3 XR	425 php	(317 PkW)

### VOLVO PENTA POWER

5.7 Gi SX	280 php	(209 PkW)
5.7 Gi DP	280 php	(209 PkW)
5.7 OSi XDP	280 php	(209 PkW)
5.7 GXi SX	320 php	(239 PkW)
5.7 GXi DP	320 php	(239 PkW)
5.7 OSXi XDP	320 php	(239 PkW)
8.1 Gi DP	375 php	(280 PkW)
8.1 OSi XDP	375 php	(280 PkW)
8.1 GXi DP	420 php	(313 PkW)

### STANDARD EQUIPMENT

#### DASH AND INSTRUMENTATION

Accessory Power Plug - 12 Volt  
Compass  
Depth & Water/Air Gauge Package  
Hour Meter  
Wood Dash/Trim Package

#### STEREO

AM-FM CD w/6 Speakers  
iPod™/MP3 Port  
Stereo Remote, Dash

#### EXTERIOR

Anchor Locker  
Bow Scuff Plate, Stainless Steel  
Midship Cleats  
Motorbox Actuator  
Portal Lights (2 total)  
Removable Ski Pylon

#### INTERIOR

Aft Walk-Thru Carpet  
Air Compressor w/Holder  
Double Wide Helm Seat  
Galley Unit  
Porta Potti  
Removable Cockpit Carpet  
V-Berth Filler Cushion

### STRUCTURE / SAFETY / PERFORMANCE

10 Year Hull/Deck Warranty  
5 Year Powertrain Warranty  
Battery Switch - Single  
Composite Floor  
Composite Transom  
Fiberglass Cockpit Liner Deck  
Fiberglass Stringer System  
Fire Extinguisher, Manual  
Ignition Safety Switch  
Kevlar™ Reinforced Hull  
Stainless Steel Windshield Braces  
Through Prop Exhaust

### OPTIONAL EQUIPMENT

#### CANVAS

Bimini Enclosure Package  
Bimini Top  
Cockpit Tonneau Cover  
Mooring Cover

#### DASH AND INSTRUMENTATION

Black Leather/SS Steering Wheel  
Windshield Wiper-Starboard

#### STEREO

Premium Sound System  
Stereo Remote, Transom  
XM Satellite System

#### EXTERIOR

Docking Lights-Stainless Steel  
Flagpole w/USA & Cobalt Flag  
Portal Lights (4 total)  
Stainless Steel Arch w/Bimini Top  
Stainless Steel Windshield  
Swim Platform Transom Lighting  
Swim Platform, Extended w/Ladder  
Teak Accent Package  
Three Color Custom Graphics  
Transom Shower (10 gal water)  
Transom Tilt Switch

#### INTERIOR


Aft Walk-Thru Filler Cushions  
Cockpit Heater  
Dinette Table  
Grey Water System  
Pump Out Porta Potti  
Pump Out Porta Potti w/Macerator  
Rivulet Carpet Upgrade (sand interior only)  
Stainless Steel Foot Tread (helm only)  
Swivel Bucket Seat - Port Only (Exchange)  
Swivel Bucket Seats - Port & Stbd (Exchange)  
Teak, Aft Walk-Thru

### STRUCTURE / SAFETY / PERFORMANCE

Anti-Corrosion System  
Battery Switch - Dual  
Captain's Call Exhaust  
Captain's Call Exhaust-HP  
Captain's Call Plus (w/Mufflers)  
Captain's Call Plus (w/Mufflers)-HP  
CE Fire Extinguisher, Automatic System  
Closed Cooling System (Volvo only)  
Cruise Control (n/a w/Merc big block eng)  
Fire Extinguisher, Automatic System  
Stainless Prop Exchange  
Tool Kit  
Trim Tabs

## COLOR SELECTIONS <sup>(3)</sup>

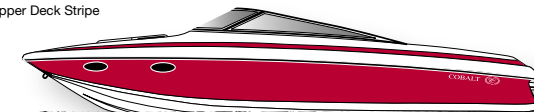
### GELCOAT COLORS



### GRAPHIC STYLES

Any combination of gelcoat colors.

Classic w/Upper Deck Stripe




Classic w/Lower Deck Stripe



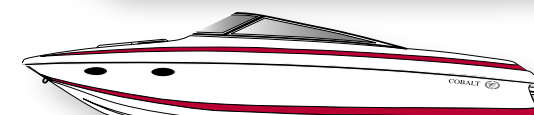
3 Color Custom w/Upper Deck Stripe



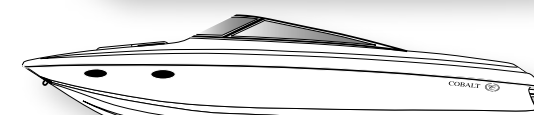
3 Color Custom w/Lower Deck Stripe




Sport




All White



### SAND SIERRA INTERIOR



### GREY SIERRA INTERIOR



### RIVULET CARPET OPTION



### NAUTICAL BLUE CABIN ACCENTS



### SAHARA CABIN ACCENTS



(1) Specifications and equipment can be subject to unforeseen changes.  
(2) Average dry weight measured with big block engine and standard equipment.

(3) Colors shown may vary due to limitations of the printing process and the light under which they are viewed.

# Beyond JOYRIDING

*"I feel a tiny bit guilty not telling the kids where we're going."*



# 272



The Cobalt 272 makes it perfectly acceptable to slip away on a minute's notice, to find a separate place for reasons peculiarly one's own. The 272 is yacht-certified, and so the exact number of co-conspirators in the getaway party is largely the captain's decision. And wherever an unannounced destination might lie, the 272 answers with a roster of standard and optional features that make the day comfortable and kind. From a large and accessible head compartment to a now-you-see-it-now-you-don't dinette table, from a stainless-steel-wrapped swim platform with boarding ladder to removable seat cushions of deep-down support in the bow both port and starboard, the 272 comes equipped for the entertainment mission at hand.

The instrumentation is sleek and focused, legible and immediate, with a standard wood dash and trim package. The helm is elegant but no-nonsense, nimble in its response, bringing the legendary soft but so solid Cobalt ride surely on plane.

Own the 272, over and around which there winds a quiet sense of knowledgeable discretion. Much like your own.



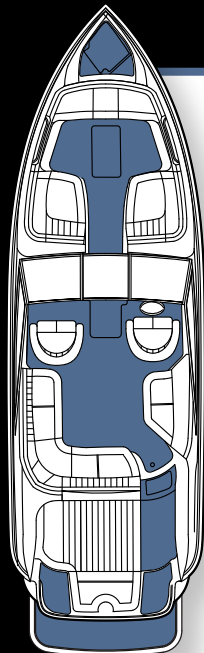


The 272 can be positively spendthrift in spreading its wealth of space, comfort, and convenience, especially aft. Aft where the sunpad is unrestrained in its reach and welcome, an adjustable head rest at the ready. Aft where under-seat storage bears typical Cobalt fit and finish, with quick access to the battery switch. Generous storage awaits everywhere on the 272, cavernous room in the bow in particular. And to ensure that the good times roll, just inside the lockable glovebox a Sony stereo head unit delivers the tunes through a standard iPod® (not included)/MP3 port.

Some morning very soon take the Cobalt 272 somewhere surprising.



# SPECIFICATIONS & EQUIPMENT <sup>(1)</sup>



## SPECIFICATIONS

Hull Length Overall:	26' 8"	(8.13 m)
Length Overall w/Extd Swim:	28' 5"	(8.66 m)
Beam Overall:	8' 6"	(2.59 m)
Height Overall:	6' 2"	(1.88m)
Height Overall w/Arch:	8' 5"	(2.57 m)
Bridge Clearance:	4' 9"	(1.45 m)
Freeboard Forward:	34"	(.86 m)
Freeboard Aft:	21"	(.53 m)
Draft Drive Up:	22"	(.56 m)
Draft Drive Down:	39"	(.99 m)
Deadrise at Transom:	22 degree	
Dry Weight <sup>(2)</sup> :	5250 lbs.	(2381 kg)
Fuel Capacity:	70 gal.	(265 L)
Water Capacity:	10 gal.	(37.8 L)
Capacity, by weight:	Yacht Certified	
Capacity, by persons:	Yacht Certified	

## MERCUISER POWER

350 Mag MPI Alpha	300 php	(224 PkW)
350 Mag MPI Bravo 1	300 php	(224 PkW)
350 Mag MPI Bravo 3	300 php	(224 PkW)
350 Mag MPI Bravo 3 Horizon	300 php	(224 PkW)
6.2 MX MPI Bravo 1	320 php	(239 PkW)
6.2 MX MPI Bravo 3	320 php	(239 PkW)
6.2 MX MPI Bravo 3 Horizon	320 php	(239 PkW)
496 Mag MPI Bravo 1	375 php	(280 PkW)
496 Mag MPI Bravo 3	375 php	(280 PkW)
496 Mag HO Bravo 1 X	425 php	(317 PkW)
496 Mag HO Bravo 1 XR	425 php	(317 PkW)
496 Mag HO Bravo 3 X	425 php	(317 PkW)
496 Mag HO Bravo 3 XR	425 php	(317 PkW)

## VOLVO PENTA POWER

5.7 Gi SX	280 php	(209 PkW)
5.7 Gi DP	280 php	(209 PkW)
5.7 OSi XDP	280 php	(209 PkW)
5.7 GXi SX	320 php	(239 PkW)
5.7 GXi DP	320 php	(239 PkW)
5.7 OSXi XDP	320 php	(239 PkW)
8.1 Gi DP	375 php	(280 PkW)
8.1 OSi XDP	375 php	(280 PkW)
8.1 GXi DP	420 php	(313 PkW)

## STANDARD EQUIPMENT

### DASH AND INSTRUMENTATION

- Accessory Power Plug - 12 Volt
- Depth & Water/Air Gauge Package
- Hour Meter
- Wood Dash/Trim Package

### STEREO

- AM-FM CD w/6 Speakers
- iPod™/MP3 Port
- Stereo Remote, Dash

### EXTERIOR

- Anchor Locker
- Bow Scuff Plate, Stainless Steel
- Midship Cleats
- Motorbox Actuator
- Swim Platform, Extended w/Ladder

### INTERIOR

- Aft Walk-Thru Carpet
- Air Compressor w/Holder
- Bow Walk-Thru Doors
- High-Back Captain's Chair(s) w/Pocket
- Porta Potti
- Removable Bow & Cockpit Carpet
- Removable Bow Seat Cushions, Port & Stbd.

## STRUCTURE / SAFETY / PERFORMANCE

- 10 Year Hull/Deck Warranty
- 5 Year Powertrain Warranty
- Battery Switch - Single
- Composite Floor
- Composite Transom
- Fiberglass Cockpit Liner Deck
- Fiberglass Stringer System
- Fire Extinguisher, Manual
- Ignition Safety Switch
- Kevlar™ Reinforced Hull
- Stainless Steel Windshield Braces
- Through Prop Exhaust

## OPTIONAL EQUIPMENT

### CANVAS

- Bimini Top
- Bow Tonneau Cover
- Cockpit Tonneau Cover
- Mooring Cover

### DASH AND INSTRUMENTATION

- Black Leather/SS Steering Wheel
- Compass
- Windshield Wiper-Starboard

### STEREO

- Premium Sound System
- Stereo Remote, Transom
- XM Satellite System

### EXTERIOR

- Bow Boarding Ladder
- Docking Lights-Stainless Steel
- Flagpole w/USA & Cobalt Flag
- Stainless Steel Arch w/Bimini Top
- Stainless Steel Windshield
- Swim Platform Transom Lighting
- Three Color Custom Graphics
- Transom Shower (10 gal water)
- Transom Tilt Switch

### INTERIOR

- Adjustable Seat Pedestals (hi-back chairs)
- Aft Sunpad Filler Cushion
- Cockpit Heater
- Dinette Table
- Pump Out Porta Potti
- Pump Out Porta Potti w/Macerator
- Rivulet Carpet Upgrade (sand interior only)
- Stainless Steel Foot Tread (helm only)

## STRUCTURE / SAFETY / PERFORMANCE

- Anti-Corrosion System
- Battery Switch - Dual
- Captain's Call Exhaust
- Captain's Call Exhaust-HP
- Captain's Call Plus (w/Mufflers)
- Captain's Call Plus (w/Mufflers)-HP
- CE Fire Extinguisher, Automatic System
- Closed Cooling System (Volvo only)
- Cruise Control (n/a w/Merc big block eng)
- Fire Extinguisher, Automatic System
- Stainless Prop Exchange
- Tool Kit
- Trim Tabs

# COLOR SELECTIONS <sup>(3)</sup>



## GELCOAT COLORS



## GRAPHIC STYLES

Any combination of gelcoat colors.

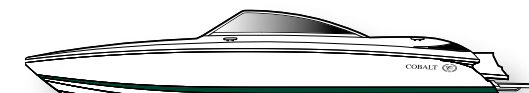
### Classic



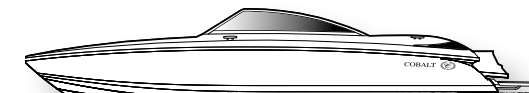
### Three Color Custom<sup>®</sup>




### Sport




### All White



## SAND SIERRA INTERIOR



## GREY SIERRA INTERIOR



## RIVULET CARPET OPTION



(1) Specifications and equipment can be subject to unforeseen changes.  
 (2) Average dry weight measured with big block engine and standard equipment.

(3) Colors shown may vary due to limitations of the printing process and the light under which they are viewed.

# *Beyond* BLUE BLAZERS

*"No shirt. No shoes. No problem."*



# 282



The Cobalt 282 refuses to stand on formality. Exceptionally well dressed itself, the 282 makes no demands for elegance on its owners or their guests, although it is fairly difficult to look anything but refined while standing at the 282's helm. This is a boat, however, whose hard-headed practicality outshines even its obvious sense of style. Consider the seating. Obviously plush. Certainly good-looking. But more than all else, well-placed, with double-wide capacity at the helm, super-supportive and restful port and starboard in the cockpit and, in the bow, newly deepened, even more comfortable lounging all around.

Intriguing blends of good looks and high, high function, the 282's amenities meld with gracious lifestyles, from orchestral sound systems to a superb galley unit, from an optional teak swim platform to a standard concealed boarding ladder. And propelling the good times are meaningful engine choices, performance options that reach up to twin 320-horsepower dynamos. The 282 looks fast at the marina, looks spectacular at speed.

Jackets not required.





A fine art, the 282's particular abilities in casual, easy elegance, blending the necessary with the very, very nice. An expansive bow - arguably the best seats in the house - puts family and friends out front of the fun, while at the wide walk-thru doors ... voila! ... an optional refrigerator, heretofore unheard of in a bowrider. The head compartment accommodates in comfort, with electric and porcelain options available. The dash meanwhile is corporate in its buttoned-down efficiency, gauges and switches right on and right there.

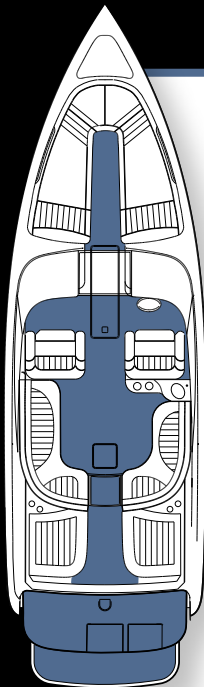
With the longest list of optional equipment in the 2007 model line, the Cobalt 282 is amenable to any dress code you might have in mind.





# SPECIFICATIONS & EQUIPMENT <sup>(1)</sup>

# COLOR SELECTIONS <sup>(3)</sup>



## SPECIFICATIONS

Hull Length Overall:	28' 8"	(8.74 m)
Length Overall w/Extd Swim:	30'	(9.14 m)
Beam Overall:	9'	(2.74 m)
Height Overall:	7' 5 5/8"	(2.28 m)
Height Overall w/Arch:	9' 10 1/2"	(3.01 m)
Bridge Clearance:	5' 7"	(1.70 m)
Freeboard Forward:	42"	(1.07 m)
Freeboard Aft:	45"	(1.14 m)
Draft Drive Up:	23"	(.58 m)
Draft Drive Down:	31"	(.79 m)
Draft Drive Up, twin engines:	25"	(.64 m)
Draft Drive Down, twin engines:	33"	(.84 m)
Deadrise at Transom:	22 degrees	
Dry Weight <sup>(2)</sup> w/big block engine:	6670 lbs.	(3025 kg)
Dry Weight <sup>(2)</sup> w/twin sm. blocks:	7825 lbs.	(3549 kg)
Fuel Capacity:	90 gal.	(340 L)
Water Capacity:	18 gal.	(68 L)
Capacity, by weight:	Yacht Certified	
Capacity, by persons:	Yacht Certified	

## MERCUISER POWER

6.2 MX MPI Bravo 1	320 php	(239 PkW)
6.2 MX MPI Bravo 3	320 php	(239 PkW)
6.2 MX MPI Bravo 3 Horizon	320 php	(239 PkW)
496 Mag MPI Bravo 1	375 php	(280 PkW)
496 Mag MPI Bravo 3	375 php	(280 PkW)
496 Mag HO Bravo 1 X	425 php	(317 PkW)
496 Mag HO Bravo 1 XR	425 php	(317 PkW)
496 Mag HO Bravo 3 X	425 php	(317 PkW)
496 Mag HO Bravo 3 XR	425 php	(317 PkW)
Twin 5.0 L MPI Alpha	260 php	(194 PkW)
Twin 5.0 L MPI Bravo 3	260 php	(194 PkW)
Twin 350 Mag MPI Alpha	300 php	(224 PkW)
Twin 350 Mag MPI Bravo 1	300 php	(224 PkW)
Twin 350 Mag MPI Bravo 3	300 php	(224 PkW)
Twin 350 Mag MPI Bravo 3 Hrzn	300 php	(224 PkW)
Twin 6.2 MX MPI Bravo 1	320 php	(239 PkW)
Twin 6.2 MX MPI Bravo 3	320 php	(239 PkW)
Twin 6.2 MX MPI Bravo 3 Horizon	320 php	(239 PkW)

## VOLVO PENTA POWER

5.7 GXi SX	320 php	(239 PkW)
5.7 GXi DP	320 php	(239 PkW)
5.7 OSXi XDP	320 php	(239 PkW)
8.1 Gi DP	375 php	(280 PkW)
8.1 OSi XDP	375 php	(280 PkW)
8.1 GXi DP	420 php	(313 PkW)
Twin 5.0 GXi SX	270 php	(201 PkW)
Twin 5.0 GXi DP	270 php	(201 PkW)
Twin 5.0 OSi XDP	270 php	(201 PkW)
Twin 5.7 Gi SX	280 php	(209 PkW)
Twin 5.7 Gi DP	280 php	(209 PkW)
Twin 5.7 OSi XDP	280 php	(209 PkW)
Twin 5.7 GXi SX	320 php	(239 PkW)
Twin 5.7 GXi DP	320 php	(239 PkW)
Twin 5.7 OSXi XDP	320 php	(239 PkW)

## STANDARD EQUIPMENT

- DASH AND INSTRUMENTATION**  
 Accessory Power Plug - 12 Volt  
 Compass  
 Depth & Water/Air Gauge Package  
 Hour Meter  
 Livorsi Engine Controls (twin engines)  
 Wood Dash/Trim Package

## STEREO

- AM-FM CD w/6 Speakers
- iPod™/MP3 Port
- Stereo Remote, Dash

## EXTERIOR

- Anchor Locker
- Bow Scuff Plate, Stainless Steel
- Midship Cleats
- Motorbox Actuator

## INTERIOR

- Aft Walk-Thru Carpet
- Air Compressor w/Holder
- Bow Walk-Thru Doors
- Double Wide Helm Seat

- Galley Unit**  
 Pump Out Porta Potti  
 Removable Bow & Cockpit Carpet  
**STRUCTURE / SAFETY / PERFORMANCE**  
 10 Year Hull/Deck Warranty  
 5 Year Powertrain Warranty  
 Battery Switches  
 Composite Floor  
 Composite Transom  
 Fiberglass Cockpit Liner Deck  
 Fiberglass Stringer System  
 Fire Extinguisher, Manual  
 Ignition Safety Switch  
 Kevlar™ Reinforced Hull  
 Stainless Steel Windshield Braces  
 Through Prop Exhaust  
 Trim Tabs-Twin Engines

## OPTIONAL EQUIPMENT

### CANVAS

- Bimini Enclosure Package
- Bimini Top
- Bow Tonneau Cover
- Cockpit Tonneau Cover
- Mooring Cover

### DASH AND INSTRUMENTATION

- Black Leather/SS Steering Wheel
- Windshield Wiper-Starboard

### STEREO

- Premium Sound System
- Stereo Remote, Transom
- XM Satellite System

### EXTERIOR

- Docking Lights-Stainless Steel
- Flagpole w/USA & Cobalt Flag
- Portal Light (1-Head Compartment)
- Stainless Steel Arch w/Bimini Top
- Stainless Steel Windshield
- Swim Platform, Extended w/Ladder
- Teak Accent Package
- Three Color Custom Graphics
- Transom Shower (10 gal water)
- Transom Tilt Switch
- Transom Tilt Switch (Twin Engines)


### INTERIOR

- Aft Walk-Thru Filler Cushion(s)
- Bow Cushion Insert
- Cockpit Heater
- Dinette Table
- Electric Porcelain Head
- Electric Porcelain Head w/Macerator
- Grey Water System
- Pump Out Porta Potti w/Macerator
- Refrigerator
- Rivulet Carpet Upgrade (sand interior only)
- Stainless Steel Foot Tread (helm only)
- Swivel Bucket Seat - Port Only (Exchange)
- Teak, Aft Walk-Thru

### STRUCTURE / SAFETY / PERFORMANCE

- Anti-Corrosion System
- Captain's Call Exhaust
- Captain's Call Exhaust-HP
- Captain's Call Exhaust-Twin Engines
- Captain's Call Plus (w/Mufflers)
- Captain's Call Plus (w/Mufflers)-HP
- Captain's Call Plus (w/Mufflers)-Twin Engines
- CE Fire Extinguisher, Automatic System
- Closed Cooling System (Volvo only)
- Closed Cooling System-Twins (Volvo only)
- Cruise Control (n/a w/Merc big block or twin eng.)
- Fire Extinguisher, Automatic System
- Stainless Prop Exchange
- Stainless Prop Exchange-Twin Engines
- Tool Kit
- Trim Tabs (standard on twin engines)
- Windlass w/Line, Chain & Anchor


## GELCOAT COLORS




## GRAPHIC STYLES

Any combination of gelcoat colors.


Classic




Three Color Custom<sup>®</sup>




Sport




All White




## SAND SIERRA INTERIOR



## GREY SIERRA INTERIOR



## RIVULET CARPET OPTION



(1) Specifications and equipment can be subject to unforeseen changes.

(2) Dry Weight measured with standard equipment only.

(3) Colors shown may vary due to limitations of the printing process and the light under which they are viewed.

# *Beyond* THE COMMUTE

*"Thanks for the lift."*



# 302

New to the model line this year, the 302 follows in the time-honored Cobalt tradition of functional luxury. The 302 will demonstrate immediately all the reasons why Cobalt insistence on little things done especially well accumulates to a genuinely elevating experience. Little touches such as speakers molded into the cockpit at precise angles for ideal acoustics all around. Or the fine points of the handiwork at the helm, the two-toned vinyls double-needled across the brow. Details such as domed switches at the dash, adding simultaneous hints of cosmetics and aeronautic precision. The gauges have been designed for maximized information, inclusive and immediate, and front and center stands a Garmin global positioning unit, standard of course. The helm seat with its signature flip feature means multiple-position comfort, and the passenger seat bolster is now replicated astern in the 302, where a concealed ladder waits at the swim platform.

The 302 will brighten its owners' and guests' first day on the water, just as on other of life's uplifting moments years away, when a great boat's fit and finish will still define convenience, luxurious utility, and genuine, lasting value.





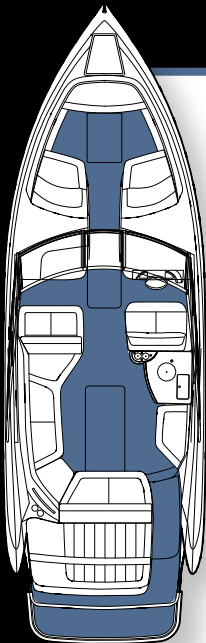
At Cobalt we've always believed that nothing can be stylish if it's not first useful. And so the 302 celebrates the luxurious, very efficient use of space, as in massive storage bins stashed at perfect points of access and accommodation, including an especially large compartment in the bow with a hanging rod and shelving. The galley comes straight from The Iron Chef, with stainless steel spread everywhere, in the sink and the drink cooler, with a largish refrigerator standing by. The cockpit's dinette table folds away under-seat, with no disassembly whatsoever, only to pop back in a quick, easy set-up.

Captain the 302. Learn again the laughter and the luxury to be found in the everyday, in simply going back and forth.



## SPECIFICATIONS & EQUIPMENT <sup>(1)</sup>

## COLOR SELECTIONS <sup>(3)</sup>



### SPECIFICATIONS

Hull Length Overall:	29' 7"	(9.02 m)
Length Overall w/Extd Swim:	33' 7"	(10.23 m)
Beam Overall:	9' 11"	(3.02 m)
Height Overall w/Arch:	10' 2"	(3.1 m)
Bridge Clearance:	9' 11"	(3.02 m)
Bridge Clearance w/Arch:	10' 2"	(3.1 m)
Freeboard Forward:	77"	(1.96 m)
Freeboard Aft:	41"	(1.06 m)
Draft Drive Up:	44"	(1.12 m)
Draft Drive Down:	26"	(.66 m)
Deadrise at Transom:	22 Degrees	
Dry Weight <sup>(2)</sup> :	9200 lbs.	(4173 kg)
Fuel Capacity:	150 gal	(568 L)
Water Capacity, Fresh:	18 gal.	(68 L)
Water Capacity, Waste:	10 gal.	(38 L)
Capacity, by weight:	Yacht Certified	

### MERCUISER POWER

Twin 350 Mag MPI Alpha	300 php	(224 PkW)
Twin 350 Mag MPI Bravo 1	300 php	(224 PkW)
Twin 350 Mag MPI Bravo 3	300 php	(224 PkW)
Twin 350 Mag MPI Bravo 3 Hrzn	300 php	(224 PkW)
Twin 6.2 MX MPI Bravo 1	320 php	(239 PkW)
Twin 6.2 MX MPI Bravo 3	320 php	(239 PkW)
Twin 6.2 MX MPI Bravo 3 Hrzn	320 php	(239 PkW)
Twin 496 Mag MPI Bravo 1	375 php	(280 PkW)
Twin 496 Mag MPI Bravo 3	375 php	(280 PkW)
Twin 496 Mag HO Bravo 1 X	425 php	(317 PkW)
Twin 496 Mag HO Bravo 3 X	425 php	(317 PkW)

### VOLVO PENTA POWER

Twin Diesel D-4 260A DP	260 php	(194 PkW)
Twin 5.7 Gi SX	280 php	(209 PkW)
Twin 5.7 Gi DP	280 php	(209 PkW)
Twin 5.7 OSi XDP	280 php	(209 PkW)
Twin 5.7 GXi SX	320 php	(239 PkW)
Twin 5.7 GXi DP	320 php	(239 PkW)
Twin 5.7 OSXi XDP	320 php	(239 PkW)
Twin 8.1 Gi DP	375 php	(280 PkW)
Twin 8.1 OSi XDP	375 php	(280 PkW)
Twin 8.1 GXi DP	420 php	(313 PkW)

### STANDARD EQUIPMENT

**DASH AND INSTRUMENTATION**  
 Accessory Power Plug - 12 Volt  
 Black Leather Steering Wheel  
 Depth & Water/Air Gauge Package  
 GPS Unit (Color)-In Dash  
 Hour Meter  
 Livorsi Engine Controls

### STEREO

AM-FM CD w/6 Speakers  
 iPod™/MP3 Port  
 Stereo Remote, Dash

### EXTERIOR

Anchor Locker  
 Bow Scuff Plate, Stainless Steel  
 Midship Cleats  
 Motorbox Actuator  
 Swim Platform, Extended w/Ladder  
 Transom Storage/Ice Chest

### INTERIOR

Aft Walk-Thru Carpet  
 Air Compressor w/Holder  
 Bow Seat Cushions, port & stbd. (removable)  
 Bow Walk-Thru Doors  
 Dinette Table  
 Refreshment Console  
 Pump Out Porta Potti  
 Removable Bow & Cockpit Carpet

### STRUCTURE / SAFETY / PERFORMANCE

10 Year Hull/Deck Warranty  
 5 Year Powertrain Warranty  
 Battery Switches  
 Composite Floor  
 Composite Transom  
 Fiberglass Cockpit Liner Deck  
 Fiberglass Stringer System  
 Fire Extinguisher, Manual  
 Ignition Safety Switch  
 Kevlar™ Reinforced Hull  
 Stainless Steel Windshield Braces  
 Through Prop Exhaust

### OPTIONAL EQUIPMENT

#### CANVAS

Bimini Top  
 Bimini Enclosure Package  
 Bow Tonneau Cover  
 Cockpit Tonneau Cover  
 Mooring Cover

#### DASH AND INSTRUMENTATION

Black Leather/SS Steering Wheel  
 Windshield Wiper-Starboard

#### STEREO

Premium Sound System  
 Stereo Remote, Transom  
 XM Satellite System

#### EXTERIOR

Aft Walk Thru Teak  
 Docking Lights-Stainless Steel  
 Flagpole w/USA & Cobalt Flag  
 Portal Light (1-Head Compartment)  
 Stainless Steel Arch w/Bimini Top  
 Stainless Steel Arch w/Hardtop  
 Stainless Steel Windshield  
 Swim Platform Transom Lighting  
 Teak Accent Package  
 Three Color Custom Graphics  
 Transom Shower (10 gal water)  
 Transom Tilt Switches


#### INTERIOR

Cockpit Heater  
 Grey Water System  
 Pump Out Porta Potti w/Macerator  
 Refrigerator  
 Rivulet Carpet Upgrade (sand interior only)  
 Shore Power Kit-110 Volt (incl. battery charger)  
 Shore Power Kit-220 Volt (incl. battery charger)  
 Stainless Steel Foot Tread (helm only)  
 VacuFlush Head  
 VacuFlush Head w/Macerator

### STRUCTURE / SAFETY / PERFORMANCE

Anti-Corrosion System  
 Captain's Call Exhaust  
 Captain's Call Plus (w/Mufflers)  
 CE Fire Extinguisher, Automatic System  
 Closed Cooling System (Volvo only)  
 Fire Extinguisher, Automatic System  
 Stainless Prop Exchange  
 Tool Kit  
 Trim Tabs  
 Windlass w/Line, Chain & Anchor

### GELCOAT COLORS




### GRAPHIC STYLES

Any combination of gelcoat colors.


Classic



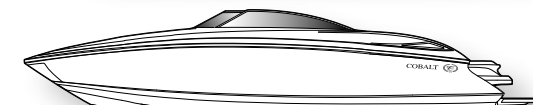
Three Color Custom




Sport




All White



### SAND SIERRA INTERIOR



### GREY SIERRA INTERIOR



### RIVULET CARPET OPTION



(1) Specifications and equipment can be subject to unforeseen changes.  
 (2) Average dry weight measured with twin small block engines and standard equipment.

(3) Colors shown may vary due to limitations of the printing process and the light under which they are viewed.

# *Beyond* BREAKFAST

*"Now we're getting somewhere."*



# 323



Whoever said "Getting there is half the fun" missed the math by about fifty percent. In the Cobalt 323, pure anticipation accounts for a significant amount of the enjoyment; well before big engines chug to full-rumble force, there comes the unmistakable sense that today is going to be different. The sheer size of the 323, the inclusive welcome of its cockpit and cabin, the cavernous storage - all bespeak comfort and relaxation and easy, easy going. The emphasis on room and more room still, however, should not blur the 323's meticulous attention to the details of convenience and accessibility: the flip-out table hiding in the sidewall portside, the sliding stainless-steel and teak ladder leading to the bow, cockpit seats nudged next to the sunpad for optimized lounging, a flop-forward back rest at the double-wide helm seat and multiple appliances in the galley and a water heater and a vacu-flush head. And on. And on.

The morning has just begun. With no place to go but out.



# 323



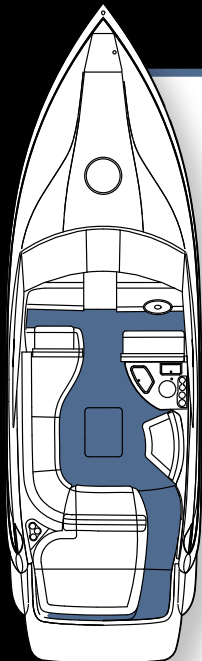
In a very short career, the Cobalt 323 has accumulated serious notice. Already recognized throughout the industry for the ingenuity of its floorplan, the 323 accomplishes more before pancakes-and-eggs than some boats might ever attempt in a long, glorious day of skiing, tubing, fishing, cruising, entertaining, sunning, cooling, and relaxing.

More coffee anyone?





# SPECIFICATIONS & EQUIPMENT (1)



## SPECIFICATIONS

Hull Length Overall:	32' 11"	(10.03 m)
Length Overall w/Extd Swim:	34' 9"	(10.59 m)
Beam Overall:	10' 6"	(3.23 m)
Bridge Clearance:	6' 5"	(1.96 m)
Bridge Clearance w/Arch:	8' 10"	(2.69 m)
Freeboard Forward:	3' 8"	(1.12 m)
Freeboard Aft:	26"	(.66 m)
Draft Drive Up, twin engines:	24"	(.61 m)
Draft Drive Down, twin engines:	35"	(.90 m)
Deadrise at Transom:	22 degrees	
Dry Weight(2):	12,300 lbs.	(5579 kg.)
Fuel Capacity:	174 gal.	(658 L)
Water Capacity:	35 gal.	(132 L)
Capacity, by weight:	Yacht Certified	

## MERCUISER POWER

Twin 350 Mag MPI Bravo 1	300 php	(224 PkW)
Twin 350 Mag MPI Bravo 3	300 php	(224 PkW)
Twin 350 Mag MPI Bravo 3 Hrzn.	300 php	(224 PkW)
Twin 6.2 MX MPI Bravo 1	320 php	(239 PkW)
Twin 6.2 MX MPI Bravo 3	320 php	(239 PkW)
Twin 6.2 MX MPI Bravo 3 Horizon	320 php	(239 PkW)
Twin 496 Mag MPI Bravo 1	375 php	(280 PkW)
Twin 496 Mag MPI Bravo 3	375 php	(280 PkW)

## VOLVO PENTA POWER

Twin 5.7 GXi SX	320 php	(239 PkW)
Twin 5.7 GXi DP	320 php	(239 PkW)
Twin 5.7 OSXi XDP	320 php	(239 PkW)
Twin 8.1 Gi DP	375 php	(280 PkW)
Twin 8.1 OSi XDP	375 php	(280 PkW)

## STANDARD EQUIPMENT

### CANVAS

Bimini Top

### DASH AND INSTRUMENTATION

Accessory Power Plug - 12 Volt  
Compass  
Depth & Water/Air Gauge Package  
GPS Unit (Color)-In Dash  
Hour Meters  
Livorsi Engine Controls  
Wood Dash/Trim Package

### AUDIO/VISUAL

AM-FM CD w/6 Speakers  
iPod™/MP3 Port  
Stereo Remote, Dash

### EXTERIOR

Anchor Locker  
Bow Scuff Plate, Stainless Steel  
Midship Cleats  
Motorbox Actuator  
Stainless Steel Foredeck Ladder  
Stainless Steel Foredeck Rails  
Swim Platform, Extended w/Ladder  
Transom Storage/Ice Chest

### INTERIOR

Aft Walk-Thru Carpet  
Air Compressor w/Holder  
Cedar-Lined Hanging Locker  
Dinette Table  
Double Wide Helm Seat  
Enclosed Head Unit w/Shower  
Galley Unit  
Hot Water Heater (110 Volt)  
Microwave  
Refrigerator  
Removable Cockpit Carpet

Shore Power Kit -110 Volt (incl. batt. charger)

Stove (110 Volt)  
V-Berth Filler Cushion  
VacuFlush Head

### STRUCTURE / SAFETY / PERFORMANCE

10 Year Hull/Deck Warranty  
5 Year Powertrain Warranty  
Battery Switch - Dual  
Composite Floor  
Composite Transom  
Fiberglass Cockpit Liner Deck  
Fiberglass Stringer System  
Fire Extinguisher, Manual  
Ignition Safety Switch  
Kevlar™ Reinforced Hull  
Stainless Steel Windshield Braces  
Through Prop Exhaust  
Trim Tabs

### OPTIONAL EQUIPMENT

#### CANVAS

Bimini Enclosure Package  
Cockpit Tonneau Cover  
Mooring Cover

#### DASH AND INSTRUMENTATION

VHF Radio Unit  
Windshield Wiper-Starboard

#### AUDIO/VISUAL

Cabin Entertainment Package (TV/DVD)  
Cable TV Connection  
Premium Sound System  
Stereo Remote, Transom  
Transom Speaker Package  
TV Antenna (req. stainless steel arch)  
XM Satellite System

#### EXTERIOR

Docking Lights-Stainless Steel  
Flagpole w/USA & Cobalt Flag  
Spotlight w/Helm Remote  
Stainless Steel Arch w/Bimini Top  
Stainless Steel Arch w/Hardtop  
Stainless Steel Bow Rails (10)  
Stainless Steel Windshield  
Swim Platform Transom Lighting  
Three Color Custom Graphics  
Teak Accent Package  
Transom Shower (35 gal water)

#### INTERIOR

Air Conditioning/Heating  
Cockpit Heater  
Grey Water System  
Rivulet Carpet Upgrade (sand interior only)  
Shore Power Kit-220 Volt (incl. batt. charger)  
Stainless Steel Foot Tread (helm only)  
VacuFlush Head w/Macerator

### STRUCTURE / SAFETY / PERFORMANCE

Captain's Call Exhaust  
Captain's Call Plus (w/Mufflers)  
CE Fire Extinguisher, Automatic System  
Closed Cooling System (Volvo only)  
Fire Extinguisher, Automatic System  
Generator (5kw)  
Tool Kit  
Windlass w/Line, Chain & Anchor

# COLOR SELECTIONS (3)



## GELCOAT COLORS



## GRAPHIC STYLES

Any combination of gelcoat colors.

Classic



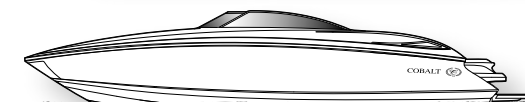
Three Color Custom®




Sport




All White




## SAND SIERRA INTERIOR



## GREY SIERRA INTERIOR



## RIVULET CARPET OPTION



## NAUTICAL BLUE CABIN ACCENTS



## SAHARA CABIN ACCENTS



(1) Specifications and equipment can be subject to unforeseen changes.  
(2) Average dry weight measured with twin big block engines and standard equipment only.

(3) Colors shown may vary due to limitations of the printing process and the light under which they are viewed.

# *Beyond* BRAGGING RIGHTS

*"Back at the marina did you actually say, 'My boat can eat your boat.'?"*



# 343



Now beginning our design for a third generation of owners, Cobalt has grown up with an ever more aggressive set of captains. And so the 343. Ready to answer the call for a boat that is exceptionally quick on a glassine sea but stable and strong in the chop, dragsteresque on the straightaway, all Le Mans in tight turns. A boat as comfortable and accommodating with a dozen friends aboard as it is specifically and individually exciting to just the three of you.

It was meant to be this way, beginning with Cobalt engineers' decision to build a stepped hull. And after five busy years of modeling and testing and both theoretical and surely statistical analysis, there came at last the 343's hull, backed by reversed chines and a full-length keel pad, a notched transom, and a carefully calculated deadrise - all leading off toward true, true tracking and reduced drag and a ride that belies the muscle at work astern.

So exercise pride of ownership. Speak openly of your intentions for the afternoon. Go really, really fast.



# 343

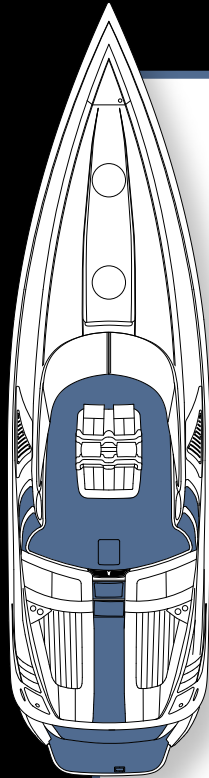


Feature rich, big with random benefit, the 343 begins with raw speed and then mixes in luxurious fabrics and next-decade GPS and model-home appliances and hooah-ah touches here and there, all set against the understated classicism of lines, inboard and out, born somewhere in the Mediterranean a while ago. Slip expectably into cabin luxury, of course, but count too on cabin efficiency, on straight-stitched functionality looking - for all the world - exactly like nothing she's ever, ever seen before.

It goes without saying, the Cobalt 343 will walk the walk.



## SPECIFICATIONS & EQUIPMENT <sup>(1)</sup>



### SPECIFICATIONS

Hull Length Overall:	35' 4"	(10.78 m)
Length Overall w/Extd Swim:	37' 2 1/2"	(11.34 m)
Beam Overall:	9' 8"	(2.95 m)
Height Overall:	7' 3 1/2"	(2.22 m)
Height Overall w/Speed Top:	9' 8 1/2"	(2.96 m)
Bridge Clearance:	5' 9"	(1.75 m)
Freeboard Forward:	3' 4"	(1.02 m)
Freeboard Aft:	28"	(.71 m)
Draft Drives Up:	28"	(.71 m)
Draft Drives Down:	37"	(.94 m)
Deadrise at Transom:	24.5 degrees	
Dry Weight <sup>(2)</sup> :	11565 lbs.	(5415 kg)
Fuel Capacity:	200 gal.	(757 L)
Water Capacity:	10 gal.	(37.9 L)
Capacity, by weight:	Yacht Certified	
Capacity, by persons:	Yacht Certified	

### MERCUISER POWER

Twin 496 Mag MPI Bravo 1	375 php (280 PkW)
Twin 496 Mag HO Bravo 1 X	425 php (317 PkW)
Twin 496 Mag HO Bravo 1 XR	425 php (317 PkW)
Twin 525 HP EFI Bravo 1 XR	500 php (373 PkW)

### VOLVO PENTA POWER

Twin Diesel D-6 350A DP	337 php (251 PkW)
-------------------------	-------------------

### STANDARD EQUIPMENT

#### DASH AND INSTRUMENTATION

- Accessory Power Plug - 12 Volt
- Black Leather Steering Wheel
- Depth & Water/Air Gauge Package
- GPS Unit (Color)-In Dash
- Hour Meters
- Livorsi Engine Controls

#### AUDIO/VISUAL

- AM-FM CD w/6 Speakers
- iPod™/MP3 Port
- Stereo Remote, Dash-Digital

#### EXTERIOR

- Anchor Locker
- Bow Scuff Plate, Stainless Steel
- Midship Cleats
- Stainless Steel Foredeck Rails
- Stainless Steel Windshield
- Swim Platform, Extended w/Ladder

#### INTERIOR

- Aft Walk-Thru Carpet
- Aft Walk-Thru Filler Cushion
- Air Compressor w/Holder
- Double Wide Helm Seat
- Electric Porcelain Head
- Removable Cockpit Carpet
- V-Berth Filler Cushion

#### STRUCTURE / SAFETY / PERFORMANCE

- 10 Year Hull/Deck Warranty
- 5 Year Powertrain Warranty
- Battery Switch - Dual
- Composite Floor
- Composite Transom
- Fiberglass Cockpit Liner Deck
- Fiberglass Stringer System
- Fire Extinguisher, Automatic System
- Fire Extinguisher, Manual
- Hydraulic External Steering
- Ignition Safety Switch
- Kevlar™ Reinforced Hull
- Stainless Steel Windshield Braces
- Through Prop Exhaust
- Trim Tabs

### OPTIONAL EQUIPMENT

#### CANVAS

- Bimini Top
- Cockpit Tonneau Cover
- Mooring Cover
- Speed Top w/Sunshade

#### DASH AND INSTRUMENTATION

- GPS Speedometer

#### AUDIO/VISUAL

- Cabin Entertainment Package (TV/DVD)
- Premium Sound System
- Stereo Remote, Transom
- TV Antenna (req. Speed Top)
- XM Satellite System

#### EXTERIOR

- Docking Lights-Stainless Steel
- Flagpole w/USA & Cobalt Flag
- Foredeck Sunpad
- Portal Lights (2 total)
- Spotlight w/Helm Remote
- Stainless Steel Bow Rails (10")
- Three Color Custom Graphics
- Teak Accent Package
- Transom Shower (10 gal water)

#### INTERIOR

- Air Conditioning/Heating
- Dinette Table
- Electric Porcelain Head w/Macerator
- Grey Water System
- Rivulet Carpet Upgrade (sand interior only)
- Shore Power Kit -110 Volt (incl. batt. charger)
- Shore Power Kit-220 Volt (incl. batt. charger)
- Stainless Steel Foot Tread (helm only)


#### STRUCTURE / SAFETY / PERFORMANCE

- Captain's Call Exhaust-HP
- Captain's Call Exhaust
- Captain's Call Plus (w/Mufflers)
- CE Fire Extinguisher, Automatic System
- Generator (3kw)
- Tool Kit
- Windlass w/Line, Chain & Anchor

## COLOR SELECTIONS <sup>(3)</sup>



### GELCOAT COLORS



### GRAPHIC STYLES

Any combination of gelcoat colors.

#### Classic



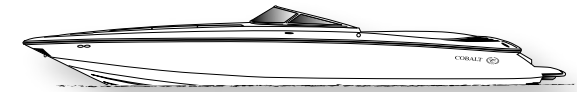
#### Three Color Custom<sup>®</sup>




#### Sport




#### All White




### SAND SIERRA INTERIOR



### GREY SIERRA INTERIOR



### RIVULET CARPET OPTION



### NAUTICAL BLUE CABIN ACCENTS



### SAHARA CABIN ACCENTS



(1) Specifications and equipment can be subject to unforeseen changes.  
 (2) Average dry weight measured with standard equipment only.

(3) Colors shown may vary due to limitations of the printing process and the light under which they are viewed.

# Beyond FINE APPOINTMENTS

*Choices in canvas, conveniences, and creature comforts that are both practical and aesthetically pleasing.*



1



2

Color matched and hand fitted, Cobalt bimini tops, enclosures and tonneau covers are made of Sunbrella® acrylic marine canvas. Sunbrella® is extremely strong and fade-resistant, with superior water resistance. Yet it breathes, resisting rot and mildew.

1. Bimini Enclosure Package - For complete enclosure of cockpit from the elements.

2. Bimini Top - Provides protection from the sun with ample headroom to stand.

3. Stainless Steel Arch Bimini Top - Extends fore and aft of the stainless steel arch. Will stow folded to arch.

4. Mooring Cover - Sharkskin™ material is ideal for long term storage.

5. Water Sports Tower Bimini Top - For use with Water Sports Towers. Will stow folded to tower.

6. Tonneau Covers - Bow and cockpit covers shown. The perfect stylish solution for short-term storage.



3




4



5



6



A wide range of options are available to create a Cobalt uniquely yours. Consult your dealer for a complete selection to fit your needs. Some available options include:

1. The adjustable seat pedestal offers fore and aft, swivel, and vertical adjustments.
2. Show your colors with the optional stainless steel flag pole. Both the Cobalt and U.S.A. flags are included.
3. Fiberglass hardtop available for the 302 and 323, fitted to the optional stainless steel arch.
4. Stainless steel water sports tower with optional wakeboard racks and tower speakers.
5. Kicker™ full range upgraded speakers and subwoofer included in Premium Sound option.
6. Stainless Steel Foot Tread - A solid stainless steel plate with protruding rubber grips at the footrest of the helm.
7. The Wakeboard Pro™ cruise control, by PerfectPass, precisely maintains a constant speed while towing skiers and wakeboarders.



# COBALT SPORTS



## PROFILE HOODY

Sporting a slick screenprint of a Cobalt Boat embellished with felt appliqué lettering this sweatshirt is sure to turn heads. 50/50 cotton /polyester athletic fleece with hood, drawstrings and patch pocket. Sizes S – 2X in navy, orange or royal blue.  
Item #CD7026A  
**\$55.00**



## WASHED TWILL CAP

Washed twill with relaxed crown shape and embroidered logo. Woven tape visor with Cobalt Boats. Silver slide closure. Offered in Chocolate Brown or Terracotta.  
Item #G0873  
**\$16.00**



## LINE ART TEE

Our big 100 % cotton jersey tee features a new line drawing logo in SOFTtouch which fades and takes on a vintage appearance after washing. Offered in Chocolate or Pesto. Sizes S – XXL  
Item #G1310B  
**\$20.00**

## COUNTRY CLUB HERRINGBONE WINDSHIRT

– with a generous fit. 55/45 modal/polyester and fully lined. Available in Black, sizes M – XXL  
Item #G1624  
**\$65.00**



## BEYOND BOATING

This sweatshirt offers a SOFTtouch full chest screenprint which takes on a vintage appearance after washing. 80/20 cotton polyester. You can choose either a pullover hooded version in Chocolate Brown, sizes S- XXL  
Item #G1093SP  
**\$40.00**  
Full-zip version in navy.  
Sizes S – XXL  
Item #G2099SP  
**\$42.00**



The same great screenprint design also comes in a t-shirt of 100% cotton in red or storm blue. Sizes S – XXL  
Item #G1310SP  
**\$20.00**



## ACRYLIC DOUBLE WALLED GLASSES

keep drinks colder longer and they will not sweat. Lifetime guarantee. A perfect gift! Available as a 14oz. tumbler.  
Item No. 2014  
**\$42.50** (set of four)



# Lifestyle Accessories



## NEW TWILL VISOR

in 100% cotton chino with classic cap bill. The men's version is available in khaki with patch, hook and loop closure.

Item #G0887MV  
**\$16.00**

The ladies version sports a fabric covered elastic strap and terry perspiration band. Pink

Item #G0943(LV)  
**\$16.00**



## TUSCANY QUARTER ZIP

New for this year our Tuscany Quarter Zip 75/25 cotton /polyester with shoulder overlay. Relaxed fit. Sizes M – XXL in Black or Storm Blue

Item #G2049  
**\$53.00**

## CLIPPER JACKET

Our most popular jacket just got an update! The clipper is a polyester/cotton blend shell with broadcloth lining. 100% nylon sleeve lining. Classic clipper styling with two layer collar and multiple pockets. Available in Black, Stone and Navy. Sizes: S – XXXL

Item No. G2558  
**\$83.00**



## QUILTED VEST

The ladies will love this new quilted vest of 100% polyester twill. Water and wind resistant. Fully lined with snaps and discreet embroidered logo on lower

left pocket. Sizes S – XXL in Black Item #G5518  
**\$52.00**



## NEW HOTSHOT CAP

of 100% cotton twill with relaxed shape features embroidered lettering with a felt patch and contrasting color tipped brim.

Adjustable Velcro back. Khaki, Navy or Red. Item #CDHOT  
**\$16.00**



## PLATINUM POLO

A favorite is back in new colors! The 60% pima cotton and 40% micropolyester pique blend makes this a breathable, lightweight and incredibly soft fabric. Choose Brick or Black. Sizes: M - XXL


Item No. G2290  
**\$55.00**

## ICE BUCKET

As a compliment to our long time favorite tumblers we are offering a matching 2.5 qt. ice bucket. It has the same double wall insulation that keeps your ice cubes ice cold. Also offers the lifetime guarantee.

Bucket alone:  
 Item #IT-IB  
**\$52.00**

Or buy the Ice bucket with a set of four tumblers (pg. 78):  
 Item #IT-C  
**\$89.50**



# COBALT SPORTS

## Lifestyle Accessories



### THE VICTORY JACKET

100% nylon with a water resistant finish coupled with a heavyweight fleece lining makes this jacket a boating necessity. Hood with draw cord. Lower welt pockets and well as inside pockets. Featuring left chest logo along with a full back appliqué. Available in Red, Navy, or Newport Blue. Sizes S - XXL Item No. G2541  
**\$75.00**



### INVITATIONAL WINDSHIRT

The Invitational Windshirt in 100% polyester satin, extra soft. Treated with Teflon for water & wind resistance. Fully lined with front left pocket. Caspian Blue. Item #G1621  
**\$60.00**

### CLASSIC LOOK TEE

For an understated, classic look choose this T-shirt with left chest embroidery. An 80/20% blend offered in Navy or White. Sizes: S - XXL Item No. G1310E  
**\$23.00**

Now this favorite is offered in a long sleeved 100% cotton version in Heather Grey, sizes S - XXL. Item #G1350E  
**\$24.00**



### COBALT '68 TEE

Cobalt has been building boats since 1968, this t-shirt celebrates that fact with a bold full chest screen print on a 100 % big cotton tee. Offered in Pesto or Black CD1020(68) Sizes S - XXL  
**\$20.00**



### THE NAVY CAP

A simple way to make a statement. This cap features the raised embroidered logo. Adjustable fabric strap. Available in Navy and Khaki. Item No. BE101  
**\$16.00**



### STAINLESS STEEL HITCH COVER

Show your Cobalt Pride with this polished stainless steel hitch cover. Heavy gauge construction and laser etched logo. Designed to fit standard 2x2 inch hitch receivers. Item # Stain-TH  
**\$60.00**



### KNOCKOUT HOODY

Knockout lettering featuring a contrasting underlay. 80% cotton / 20 % polyester fleece. Drawstrings and front pouch pocket in Navy with Caspian Blue lettering. Sizes S - XXL. Item #G1093KO  
**\$45.00**



### BEACH TOWEL

Our new oversized beach towel is 100% combed cotton. White with gold and silver embroidered crest logo. 2.5 lbs/39" x 78" Item No. FT175  
**\$38.00**





**Boat smart from the start, take a boating education course and get a vessel safety check for your boat.**

For information contact the U.S. Coast Guard Auxiliary at 800-368-5647 or [WWW.CGAUX.ORG](http://WWW.CGAUX.ORG), or contact the United States Power Squadrons at 888-FOR-USPS or [WWW.USPS.ORG](http://WWW.USPS.ORG).



**COBALT BOATS • 1715 N 8TH ST • NEODESHA, KS 66757**  
**TEL. 800-468-5764 • FAX. 620-325-2361 • [WWW.COBALTBOATS.COM](http://WWW.COBALTBOATS.COM)**