

2022

SONATA



Bolder is better.

Looking for a tech-smart, super-spacious midsize sedan with bold design? Hyundai has the answer. Three of them, in fact: Sonata, Sonata N Line and Sonata Hybrid. Hyundai Design has given each Sonata model its own unique details – but all three share a shape that’s stunning. So don’t be surprised if people stop and stare.

Check out how the hood wraps to the edge of the car with no harsh cutline. How strips of chrome extend forward along the hood line, tapering into dynamic LED running lights that reveal themselves when illuminated! And how, from the rear, Sonata’s ultra-wide taillights accentuate its ground-hugging stance.

Open the door, and you enter an interior that’s equally pleasing to the eye. Refined materials

cover the cabin’s surfaces. There’s an open, airy sense inside of Sonata – one filled with innovations and personalization options that raise the bar for midsize sedan convenience, comfort and active safety. One example: An available 12.3” digital instrument cluster display can be customized to suit different driving modes and preferences.

Even with Sonata’s coupe-like profile, the cabin has class-leading front headroom and legroom.² And even on the longest road trips, you and your passengers will enjoy spacious comfort. Considering Sonata Hybrid Blue has an extended driving range of up to 686 miles, long trips are a distinct possibility.

No wonder Hyundai has ranked #1 in customer loyalty for the 12th year in a row.³



SONATA N Line in Stormy Sea



¹Not equipped on all Sonata SE models. ²Claim based on comparison of specifications on manufacturer websites. ³Based on 2010, 2011, 2012, 2013, 2014, 2015, 2016, 2017, 2018, 2019, 2020 and 2021 Brand Keys Customer Loyalty Engagement Index*.



SONATA Hybrid Limited in Calypso Red

With SONATA, you've got things handled.

Sonata gets its nimble handling from a multi-link rear suspension that helps you carve corners with precision. Need help handling those hard-to-fit parking spaces? Just press a button on your Smart Key, and you can help your Sonata Limited negotiate tricky parking spaces without having to be inside the car.¹

An electronic push-button transmission taps the power of Sonata's three Smartstream engine choices. Sonata SE and SEL feature a 191-horsepower 2.5L engine with potent midrange power. Sonata SEL Plus and Limited's swift acceleration flows from a 1.6L Turbo engine with 180 horsepower and 195 lb-ft of torque. Sonata N Line goes even bolder - its turbocharged 2.5L engine churns out 290 horsepower and 311 lb-ft of torque, while steering wheel paddle shifters work a quick-shifting N 8-speed Wet Dual Clutch Transmission.

Sonata Hybrid combines a 2.0L 4-cylinder engine with a 39 kW (51 hp) electric motor and advanced lithium-ion polymer battery to achieve remarkable fuel efficiency: Sonata Hybrid Blue delivers an EPA-estimated 52 combined MPG and up to a 686-mile driving range.²

At the touch of a button, a feature called Drive Mode Select lets you recalibrate the response of your Sonata's steering, engine and transmission to match your priorities: Fuel efficiency (Eco), dynamic driving (Sport), or performance based on either your driving style (Smart) or your individual preferences (Custom).



Electronic push-button gear selection



N Line unique 19" alloy wheels

¹Not available on Sonata Hybrid models. Remote Smart Parking Assist can remotely park the vehicle. However, several factors can reduce the performance of this feature. The parking sensors may not function correctly if one or more of the parking sensors is damaged, dirty or covered, or if weather conditions (heavy rain, snow or fog) are interfering with sensor operation. Always inspect the parking area with your own eyes. See Owner's Manual for details and limitations. ²EPA estimates for comparison only. Mileage may vary. Your actual mileage will vary with options, driving conditions, driving habits and the vehicle's condition. Driving range estimate based on fuel tank capacity and EPA-estimated combined MPG rating. ³Up to 700 extra miles of battery power per year when exposed to 6 hours of sunlight daily. Additional drivable miles per day may vary. As with any solar panel, electricity generation will be impacted if panels are not exposed to direct sunlight. Estimated additional drivable miles are not included in any EPA mileage estimates. See Owner's Manual for details and limitations.



Solar Roof Charging System

On Sonata Hybrid Limited, solar roof panels can help charge the batteries, generating enough electric power to increase your driving range by about two miles every day.³ Now go ahead, have some fun in the sun.



Remote Smart Parking Assist



*Apple CarPlay™ is a registered trademark of Apple Inc. Android Auto™ is compatible with Android™ phones running Android 5.0 or higher. Android Auto may not be available on all devices and is not available in all countries or regions. Additional apps may be required. Android and Android Auto are trademarks of Google LLC.

SONATA Limited in Dark Gray / Camel Leather

Get comfortable with your new surroundings.

The artistry of Sonata's cabin is seen – and felt – in every design detail. Climate control knobs and shift buttons for the automatic transmission are exactly where your fingertips expect them to be. Set the available ambient lighting to a color that matches your mood – or open the available panoramic sunroof to invite the sunlight in – and let the fit and finish of high-quality materials delight your senses.

Ready to enjoy the sonic pleasure of Sonata's available Bose® 12-speaker audio system? Centerpoint® Surround Sound creates stereophonic effects so vivid, you'll think you're at a live performance. The color touchscreen audio system features Apple CarPlay® and Android Auto™ for seamless access to your smartphone playlists and apps.¹ There's also an available 10.25" multimedia navigation system with junction view lane guidance, subscription-free HD Radio™ traffic updates and Dynamic Voice Recognition that recognizes voice commands in natural, conversational tones.

Slip behind the wheel of Sonata N Line, and you'll settle into deeply bolstered sport seats framed by red contrast stitching. As the driver, your seat is power-adjustable eight ways, including lumbar support. Engage Sonata N Line's Launch Control, grip the leather-wrapped steering wheel and prepare for a quick change in the view outside your window.

HD Radio™ Technology

Android Auto™
Apple CarPlay®

12
Speakers

Centerpoint® Surround Sound

Dynamic Voice Recognition



Panoramic sunroof and N unique sport front seats with Dinamica® microfiber inserts



N Line leather-wrapped steering wheel



Dual automatic temperature control



10.25" touchscreen display with Apple CarPlay®



Hands-free smart trunk



SONATA N Line in Portofino Gray


There's safety in numbers.

Hyundai Sonata looks out for your safety in countless ways. Then again, some of the ways can be counted. Like the nine airbags located throughout the cabin. And the suite of advanced SmartSense safety features that use a fusion of cameras, radar sensors and ultrasonic sensors to monitor your surroundings from nearly every angle.¹

On the road, standard technologies such as Driver Attention Warning² and Forward Collision-Avoidance Assist with Pedestrian Detection³ add watchful eyes along your journey. Onboard Sonata Limited, Blind-Spot Collision-Avoidance Assist⁴ is enhanced by a Blind-Spot View Monitor that displays live video in the instrument cluster from either side of the car.⁵ Rear Cross-Traffic Collision-Avoidance Assist⁶, along with available features like front/rear parking sensors and a Surround View Monitor, help navigate crowded parking garages.⁷

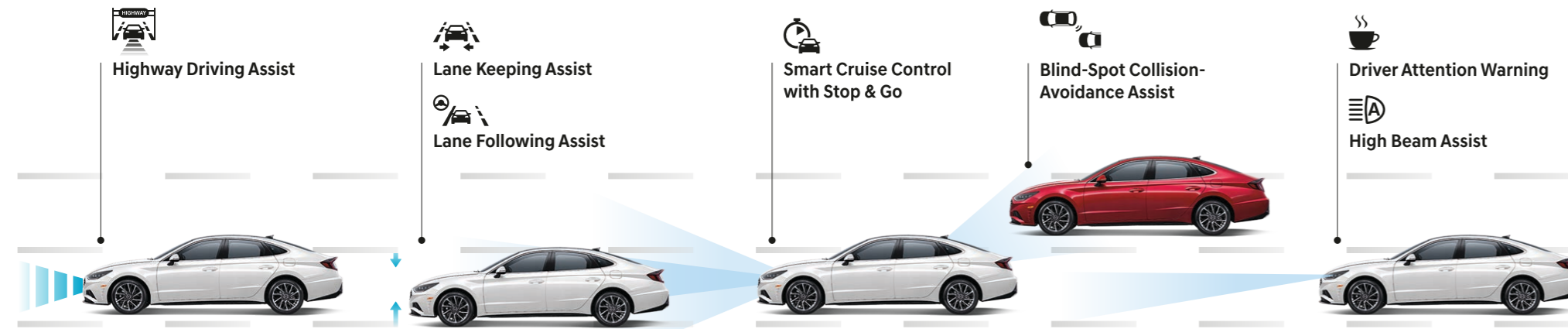
Sonata models with a navigation system feature Highway Driving Assist, which helps maintain a set cruising speed and safe distance from vehicles in front of you. It also helps keep you centered in your lane, automatically adjusts for changing speed limits and reduces your speed as you approach curves in the road.⁸

Of course, when it comes to safety, the best defense is a good offense. Hyundai engineers paid special attention to Sonata's structural rigidity, suspension geometry and braking system. So it has quick reflexes to help you steer clear of trouble in the first place.



Rear Cross-Traffic Collision-Avoidance Assist

Hyundai SmartSense Technologies



Surround View Monitor



Blind-Spot View Monitor



5-Star Overall Safety Rating⁹



2021 Hyundai Sonata / Sonata Hybrid with specific headlights¹⁰

¹Safety features vary by model. For details, refer to the Features chart in the back of this brochure or visit HyundaiUSA.com. ²It is the driver's responsibility to remain alert at all times. Driver Attention Warning is only a warning to inform the driver of a potential lack of attention or drowsiness. It does not detect and provide an alert in every situation. See Owner's Manual for details and limitations. ³Forward Collision-Avoidance Assist (FCA) with Pedestrian Detection helps detect pedestrians, but not in all conditions. FCA is designed to assist drivers to avoid, or reduce the severity of, collisions with cars that have slowed or stopped in front of them. It is a supplemental assist and does not replace the need for extreme care and attention by the driver. FCA may not stop the vehicle completely and will not avoid all collisions. See Owner's Manual for details and limitations. ⁴Blind-Spot Collision-Avoidance Assist (BCA) warns the driver of other cars in the blind-spot region. If BCA detects an unsafe lane change being attempted, it applies braking on the opposite side of the attempted lane change to help avoid a collision. There are limitations to the function, range, detection and clarity of the system. It will not detect all vehicles or objects in the blind view of the vehicle and may not operate if sensors are obscured. Do not rely exclusively on BCA. BCA is a supplemental system. It is the driver's responsibility to exercise caution when changing lanes. See Owner's Manual for details and limitations. ⁵The Blind-Spot View Monitor (BVM) assists the driver in changing lanes by providing a live view of the blind spots on either side of the vehicle and sounding an audible alert if another vehicle is detected. The turn signal must be activated, and other system limitations apply. Do not rely exclusively on BVM. It is the driver's responsibility to be aware of the surroundings and ensure it is clear before changing lanes or directions. See Owner's Manual for details and limitations. ⁶Late availability on SE trim. Rear Cross-Traffic Collision-Avoidance Assist (RCCA) is designed to notify drivers of approaching cross-traffic behind the vehicle. When another vehicle is detected while your car is backing out of a parking spot, it provides audible and visual display warnings and applies braking if it senses a collision is imminent. RCCA is active when your car is in reverse gear and backing at a speed less than 6 mph. It only engages during the first activation of reverse gear from park and may not detect all vehicles. Never rely exclusively on RCCA. Always look over your shoulder and use your mirrors to confirm rear clearance. There are limitations to the function, detection, range and clarity of the system. See Owner's Manual for details and limitations. ⁷The Surround View Camera System (SVCS) is a parking support system. SVCS cannot completely eliminate blind spots, may not detect every object and does not warn of moving objects. Always check your surroundings before moving your vehicle. See Owner's Manual for details and limitations. ⁸Highway Driving Assist (HDA) is for highway use only and helps keep your car centered in its lane while maintaining a safe distance from the vehicle ahead. Lane markings must be clearly visible on the road. HDA should not be used in poor weather, heavy or varying traffic, or on winding or slippery roads. HDA will not work under all circumstances and will not prevent loss of control. Driver remains responsible to slow or stop the car to avoid a collision. See Owner's Manual for details and limitations. ⁹Government 5-Star Safety Ratings are part of the National Highway Traffic Safety Administration's (NHTSA) New Car Assessment Program (safercar.gov). Sonata N Line not rated by NHTSA. ¹⁰To qualify for 2021 TOP SAFETY PICK, a vehicle must earn good ratings in the driver-side and passenger-side small overlap front, moderate overlap front, side, roof strength and head restraint tests. It also must earn an advanced or superior rating for vehicle-to-vehicle and vehicle-to-pedestrian front crash prevention and an acceptable or good headlight rating. For details visit www.iihs.org.



It knows exactly how you like your car.


How intelligent is Sonata? Smart enough to remember the personal preferences of multiple drivers. And smart enough to recall those preferences in an instant using an available Remote Driver Profile Management feature that stores each driver's preferred settings for seat and side mirror positions, radio presets, navigation system settings and Bluetooth®/Apple CarPlay®/Android Auto™ preferences.¹

As you approach your Sonata, more magic awaits. Stand behind the trunk of your car, and within a few seconds, it recognizes your Smart Key and pops open automatically.² An available Hyundai Digital Key is another source of Sonata's intelligence. It allows you to unlock the front doors simply by touching your compatible Android™ smartphone to the door handle.³ Once inside, placing your phone on the center console's wireless charging pad adjusts the driver's preferences and enables Sonata's push button start.

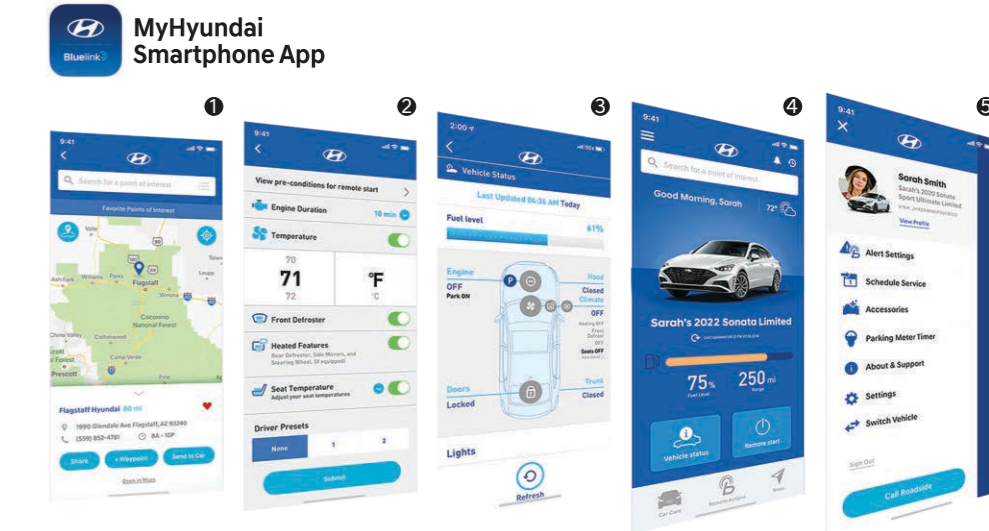
An available 12.3" digital instrument cluster lets you choose what information you'd like displayed in the middle of Sonata's tach and speedometer gauges. A color Heads-up Display is also available, which allows you to select the driving information you want projected onto the windshield in fighter-jet fashion. On Sonata's climate system, the air conditioner's auto mode can be set to whichever one of three airflow intensity levels you prefer.



12.3" instrument cluster display



Heads-up Display



- 1 Destination Send-to-Car
- 2 Remote Start with Climate Controls
- 3 Remote Vehicle Status
- 4 On-Demand Diagnostics and Maintenance Alerts
- 5 Configurable Driver Profile Settings

Wireless device charging


¹Requires active Hyundai Bluelink subscription with Remote package. Not available on Sonata SE. ²The smart trunk will open when your Proximity Key is within 40 inches of the detection area for at least 3 seconds. Radio transmitters and other vehicle smart keys may interfere with the normal operation of this feature. See Owner's Manual for details and limitations. Always close the trunk before operating your vehicle. ³The Hyundai Near Field Communication Digital Key requires a compatible Android smartphone and appropriately equipped 2022 Hyundai Sonata. Not all Android devices are compatible. Sonata vehicle must be equipped with a Smart Key with push button start, wireless device charging and Audio Video Navigation System 5.0 (or newer) or Display Audio 2.0. Lock/unlock functionality works on the front doors only. See your Owner's Manual or visit your local Hyundai dealer for details.

Stay plugged in. Without all the plugs.

Sonata's available BlueLink® connected car technologies keep you plugged into your digital life on the road with safety, convenience and remote features that allow you to interact with your car in powerful, practical ways.¹


If you're like most Sonata owners, the BlueLink features you'll use most are its remote capabilities. With the MyHyundai app, you can start your car's engine and adjust the climate controls from your office or kitchen using your smartphone or Amazon Echo®/Google Home™ virtual assistant.² Starting your Sonata remotely or with the Hyundai Digital Key also tunes radio presets and activates available seat heating/cooling ahead of time using your BlueLink personal profile.³ Want to remotely see how much fuel you've got in the tank? The MyHyundai app lets you check by consulting your smartphone. Sonata Hybrid owners can check their vehicle's battery level remotely, too.

Of course, Sonata comes standard with Apple CarPlay® and Android Auto™ and lets you connect two phones to the audio system simultaneously via Bluetooth® streaming. To keep everyone powered up, Sonata also offers available wireless device charging⁴ and a rear-seat USB charge port.




Automatic Emergency Assistance

BlueLink Connected Care offers 24/7 SOS Emergency Assistance as well as Automatic Collision Notification that calls for help if you're in an accident where airbags deploy.⁵




On-Demand Diagnostics

Run vehicle diagnostics from your MyHyundai mobile app, report issues at the press of a button and receive maintenance reminders or Monthly Vehicle Health Reports by email.



Remote Start Enhancements

Use your smartphone, smart speaker or wearable device to remotely start your Sonata's engine, set the car's cabin temperature, activate the heated front seats and more.



Remote Vehicle Status

Wondering how much fuel is in your tank? If your car's trunk is closed or the sunroof is open? Your MyHyundai app knows the answers to these questions. And many more.

BlueLink



SONATA		SONATA Hybrid	
EPA MPG Estimates (City/Highway/Combined) ⁶			
28/38/32 MPG	SE Smartstream 8-speed AT	27/37/31 MPG	SEL Plus / Limited Smartstream 8-speed AT with paddle shifters
27/37/31 MPG	SEL Smartstream 8-speed AT	23/33/27 MPG	N Line N 8-speed Wet DCT with paddle shifters

SONATA Hybrid	
EPA MPG Estimates (City/Highway/Combined) ⁶	
50/54/52 MPG	Blue 6-speed AT with paddle shifters
45/51/47 MPG	SEL / Limited 6-speed AT with paddle shifters

Exterior Dimensions		SONATA & SONATA Hybrid		Interior Dimensions		SONATA & SONATA Hybrid			
Wheelbase	111.8 in	Overall Width (excludes mirrors)	73.2 in	Headroom – front / rear	40.0 / 38.4 in	Headroom – front / rear (Hybrid)	40.0 / 37.8 in	Total Interior Volume	120.4 cu ft
Overall Length	192.9 in	Overall Height	56.9 in	Headroom – front / rear (sunroof)	40.0 / 37.4 in	Legroom – front / rear	46.1 / 34.8 in	Cargo (Trunk) Volume	16.0 cu ft

¹ Not available with Sonata SE. The 2022 Hyundai Sonata and Sonata Hybrid include 3 years of the BlueLink Connected Care, Remote and Guidance (factory-equipped navigation required) packages. All trials require an active BlueLink subscription agreement subject to the Connected Services Terms and Conditions. Three-year term starts from the new vehicle date-of-first-use, is available for new vehicle purchases and leases, and is transferable to subsequent owners subject to the Terms and Conditions. Only use BlueLink and corresponding devices when safe to do so. Cellular and GPS coverage is required. Features, specifications and fees are subject to change. For more on details and limitations, visit HyundaiUSA.com or your authorized Hyundai dealer. ² Requires active BlueLink subscription with Remote package. Amazon, Alexa and all related logos and motion marks are trademarks of Amazon.com, Inc. or its affiliates. Google Assistant and Google Home are trademarks of Google Inc. ³ Requires active BlueLink subscription with Remote package. ⁴ Qi wireless charging function is based on smartphone compatibility and/or specific accessory cases. Not available on Sonata SE or Sonata Hybrid Blue. ⁵ BlueLink agents will contact existing emergency service providers. ⁶ EPA estimates are for comparison only. Mileage may vary. Your actual mileage will vary with options, driving conditions, driving habits and the vehicle's condition.

SONATA / SONATA Hybrid

Power & Handling	SE	SEL	SEL+	NLine	Ltd	Blue	SEL	Ltd
191 hp/181 lb-ft, Smartstream 2.5L MPI/GDI 4-cylinder engine	●	●	–	–	–	–	–	–
180 hp/195 lb-ft, Smartstream 1.6L Turbo GDI 4-cylinder engine	–	–	●	–	●	–	–	–
290 hp/311 lb-ft, Smartstream 2.5L Turbo MPI/GDI 4-cylinder engine	–	–	–	●	–	–	–	–
192 net hp, 2.0L GDI 4-cylinder hybrid engine with 39 kW permanent magnet high-power density motor	–	–	–	–	–	●	●	●
Smartstream 8-speed automatic transmission (AT)	●	●	●	–	●	–	–	–
N 8-speed Wet Dual Clutch Transmission (DCT)	–	–	–	●	–	–	–	–
6-speed automatic transmission (AT)	–	–	–	–	–	●	●	●
SHIFTRONIC® steering wheel paddle shifters	–	–	●	●	●	●	●	●
Electronic Parking Brake with Automatic Vehicle Hold	●	●	●	●	●	●	●	●
Sport-tuned suspension	–	–	–	●	–	–	–	–
Drive Mode Select	●	●	●	●	●	●	●	●
Exterior Features	SE	SEL	SEL+	NLine	Ltd	Blue	SEL	Ltd
Sport front and rear fascia	–	●	●	–	●	–	–	–
N Line front and rear fascia	–	–	–	●	–	–	–	–
Sport twin-tipped single exhaust	–	●	●	–	●	–	–	–
Quad-outlet dual exhaust system	–	–	–	●	–	–	–	–
Hidden LED Daytime Running Lights	–	●	●	●	●	●	●	●
LED headlights	●	●	●	●	–	●	●	–
Matrix-type LED headlights	–	–	–	–	●	–	–	●
LED taillights	●	●	●	●	●	●	●	●
Acoustic-laminated windshield and solar control glass	●	●	●	●	●	●	●	●
Gloss black side mirrors	–	–	●	●	–	–	–	–
Bodycolor/chrome touch sensor door handles	–	●	●	●	●	–	●	●
Heated side mirrors with LED turn signal indicators	●	●	●	●	●	–	●	●
Power tilt-and-slide panoramic sunroof	–	●	●	●	●	–	–	–
Solar roof panel	–	–	–	–	–	–	–	●
Hands-free smart trunk with auto open	–	●	●	●	●	●	●	●
Rain-sensing wipers	–	–	–	–	●	–	–	●
Rear spoiler	–	–	–	–	–	●	●	●
Interior Features	SE	SEL	SEL+	NLine	Ltd	Blue	SEL	Ltd
Proximity Key entry with push button start	–	●	●	●	●	●	●	●
4.2" color LCD multi-information display	–	●	–	–	–	●	●	–
12.3" digital instrument cluster display with selectable viewing modes	–	●	●	●	●	–	–	●
Leatherette-wrapped dashboard	–	–	–	–	●	–	–	●
Leather-wrapped steering wheel	–	●	●	–	●	–	●	●
N Line leather-wrapped sport steering wheel	–	–	–	●	–	–	–	–
Power windows with front auto-down/up (driver passenger)	●	●	●	●	●	●	●	●
Dual automatic temperature control	–	●	●	●	●	●	●	●

Interior Features	SE	SEL	SEL+	NLine	Ltd	Blue	SEL	Ltd
Floor console-mounted rear seat vents	–	●	●	●	●	●	●	●
Integrated Memory System for driver seat and side mirrors	–	–	–	–	●	–	–	●
Leather seating surfaces and heated steering wheel	–	–	–	–	●	–	–	●
Dinamica® microfiber seat inserts and aluminum pedals	–	–	●	–	–	–	–	–
N unique sport front seats and aluminum pedals	–	–	–	●	–	–	–	–
8-way power driver seat with adjustable lumbar support	–	●	●	●	●	–	●	●
Heated front seats	–	●	●	●	●	–	●	●
Ventilated front seats	–	–	–	–	●	–	–	●
60/40 split-folding rear seats	●	●	●	●	●	●	●	●
LED interior lighting	–	●	–	●	●	–	–	●
Ambient LED interior lighting (adjustable – 64 colors)	–	–	–	–	●	–	–	●
Auto-dimming rearview mirror	–	●	●	●	●	–	–	●
Blind-Spot View Monitor and Surround View Monitor	–	–	–	–	●	–	–	●
Remote Smart Parking Assist	–	–	–	–	●	–	–	●
Smart Cruise Control with Stop & Go	●	●	●	●	●	●	●	●
Full color Heads-up Display	–	–	–	–	●	–	–	●
Rearview Monitor with Parking Guidance	●	●	●	●	●	●	●	●
Advanced Safety	SE	SEL	SEL+	NLine	Ltd	Blue	SEL	Ltd
Forward Collision-Avoidance Assist with Pedestrian Detection	●	●	●	●	●	●	●	●
Lane Keeping Assist and Lane Following Assist	●	●	●	●	●	●	●	●
Driver Attention Warning	●	●	●	●	●	●	●	●
Safe Exit Warning	–	●	●	●	●	●	●	●
Rear Occupant Alert	●	●	●	●	●	●	●	●
High Beam Assist	●	●	●	●	●	●	●	●
Blind-Spot Collision-Avoidance Assist	●	●	●	●	●	●	●	●
Rear Cross-Traffic Collision-Avoidance Assist	●	●	●	●	●	●	●	●
Highway Driving Assist	–	–	●	●	●	–	–	●
Parking Collision-Avoidance Assist – Rear	–	–	–	–	●	–	–	●
Front and rear parking sensors	–	–	–	–	●	–	–	●
Audio & Connected Car Technology	SE	SEL	SEL+	NLine	Ltd	Blue	SEL	Ltd
8" high-resolution touchscreen AM/FM/MP3 Display Audio system with 6 speakers	●	●	–	–	–	●	–	–
Bose® 12-speaker premium audio system	–	–	●	●	●	–	●	●
10.25" high-resolution touchscreen navigation system	–	–	●	●	●	–	–	●
Dynamic Voice Recognition	–	–	●	●	●	–	–	●
SiriusXM Satellite Radio	–	●	●	●	●	●	●	●
HD Radio™ and Apple CarPlay®/Android Auto™	●	●	●	●	●	●	●	●
BlueLink® Connected Car System (3 years complimentary)	–	●	●	●	●	●	●	●
Wireless device charging	–	●	●	●	●	–	●	●
Hyundai Digital Key	–	●	●	●	●	–	●	●
Rear-seat USB charge port	–	●	●	●	●	–	●	●

● Standard ● Late Availability ● Convenience Package – Not Available Ltd = Limited Trim SEL+ = SEL Plus Trim

SONATA SE

Smartstream 2.5L MPI/GDI 4-Cylinder

hp 191
lb-ft 181



Popular Features

- LED headlights, taillights and Daytime Running Lights
- Forward Collision-Avoidance Assist with Pedestrian/Cyclist Detection
- Lane Keeping Assist and Lane Following Assist
- 8" high-resolution touchscreen AM/FM/MP3 Display Audio system
- Apple CarPlay® and Android Auto™
- Rearview camera with dynamic guidelines

SONATA N Line

Smartstream 2.5L Turbo MPI/GDI 4-Cylinder

hp 290
lb-ft 311



Popular Features

- N 8-speed Wet Dual Clutch Transmission with paddle shifters
- N unique sport front seats and leather-wrapped sport steering wheel
- Quad-outlet dual exhaust system
- Hyundai Digital Key and wireless device charging
- Bose® 12-speaker premium audio system
- Highway Driving Assist

Wheels



SE
16" Alloy Wheel

SEL
17" Alloy Wheel

SEL Plus
19" Alloy Wheel

N Line
19" Alloy Wheel

Limited
18" Alloy Wheel

Hybrid Blue
16" Alloy Wheel

Hybrid SEL / Limited
17" Alloy Wheel



SONATA SEL

Smartstream 2.5L MPI/GDI 4-Cylinder

hp 191
lb-ft 181



Popular Features

- Sport front and rear fascia
- Sport twin-tipped single exhaust
- Proximity Key entry with push button start
- 4.2" color LCD multi-information display
- Dual automatic temperature control
- 8-way power driver seat with lumbar support
- Heated front seats
- Hands-free smart trunk with auto open
- Bluelink® Connected Car System (3 years complimentary)
- SiriusXM Satellite Radio
- Safe Exit Warning

SEL Convenience Package

- Power tilt-and-slide panoramic sunroof
- Hyundai Digital Key
- Wireless device charging
- Rear-seat USB charge port
- Auto-dimming rearview mirror
- Leather-wrapped steering wheel
- Floor console-mounted rear vents
- 12.3" digital instrument cluster display
- LED interior lighting

SONATA SEL Plus

Smartstream 1.6L Turbo GDI 4-Cylinder

hp 180
lb-ft 195



Popular Features

- 12.3" digital instrument cluster display
- Hyundai Digital Key
- Wireless device charging
- 10.25" touchscreen navigation system
- Highway Driving Assist
- Bose® 12-speaker premium audio system

SONATA Limited

Smartstream 1.6L Turbo GDI 4-Cylinder

hp 180
lb-ft 195



Popular Features

- Matrix-type LED headlights
- Ventilated front seats and heated steering wheel
- Remote Smart Parking Assist
- Full color Heads-up Display
- Blind-Spot View Monitor and Surround View Monitor
- Front and rear parking sensors

SONATA Hybrid Blue

2.0L GDI 4-Cylinder Hybrid Engine

net hp 192
39 kW



Popular Features

- Proximity Key entry with push button start
- LED headlights, taillights and Daytime Running Lights
- Forward Collision-Avoidance Assist with Pedestrian Detection
- Lane Keeping Assist and Lane Following Assist
- Apple CarPlay® and Android Auto™
- Bluelink® Connected Car System (3 years complimentary)

SONATA Hybrid SEL

2.0L GDI 4-Cylinder Hybrid Engine

net hp 192
39 kW



Popular Features

- Hyundai Digital Key
- Bose® 12-speaker premium audio system
- Bodycolor/chrome touch sensor door handles
- Heated front seats and 8-way power driver seat
- Wireless device charging
- Dual USB ports

SONATA Hybrid Limited

2.0L GDI 4-Cylinder Hybrid Engine

net hp 192
39 kW



Popular Features

- Ventilated front seats
- Leather seating surfaces
- Full color Heads-up Display
- Blind-Spot View Monitor and Surround View Monitor
- Parking Collision-Avoidance Assist – Rear
- Highway Driving Assist

Interior Colors



Black Cloth
SE / Blue / SEL

Dark Gray Cloth
SE / Blue / SEL

Black Dinamica®
Microfiber Inserts
SEL Plus


Dark Gray/Camel Leather
Limited

Dark Gray Leather
Limited

Black Leather
Limited

Black Dinamica®
Microfiber Inserts
N Line

Exterior Colors



Quartz White/
Hyper White

Phantom Black/
Nocturne Black

Portofino Gray

Hampton Gray

Shimmering
Silver Pearl

Calypso Red

Stormy Sea
Sonata and N Line only

Oxford Blue
Hybrid only

Note: Colors subject to change throughout the year. Visit HyundaiUSA.com or your authorized Hyundai dealer for details.



Hyundai Hope On Wheels®

Helping Kids Fight Cancer Since 1998



Hope makes every Hyundai better.

Each time we sell a Hyundai, a portion goes to Hyundai Hope On Wheels® to help find a cure for childhood cancer. Over the last 23 years, Hyundai Hope On Wheels has donated more than \$185 million. Hope is our greatest feature. And it comes standard on every Hyundai. For more information, please visit HyundaiHopeOnWheels.org.



America's Best Warranty

POWERTRAIN LIMITED WARRANTY

10 YEARS
100,000 MILES

NEW VEHICLE LIMITED WARRANTY

5 YEARS
60,000 MILES

ANTI-PERFORATION WARRANTY

7 YEARS
UNLIMITED MILES

24/7 ROADSIDE ASSISTANCE

5 YEARS
UNLIMITED MILES

HYBRID/ELECTRIC SYSTEM COMPONENTS

10 YEARS
100,000 MILES



Hyundai Complimentary Maintenance

Complimentary maintenance includes Hyundai-approved oil and oil filter change (except for electric vehicles and fuel cell electric vehicles) plus tire rotation at normal factory-scheduled maintenance intervals for 3 years or 36,000 miles, whichever comes first. More frequent maintenance due to severe driving or conditions is excluded. Offer valid only for new 2020-2022 Hyundai models purchased or leased on or after February 1, 2020. See your Hyundai dealer for further details and limitations.



Owner Assurance

Our commitment to Hyundai owners does not end with the transfer of keys. Wherever the road takes you, we've got your back with Owner Assurance, an umbrella of services and benefits that includes America's Best Warranty, 24/7 Roadside Assistance, innovative safety and car care features...and more.

America's Best Warranty covers specific hybrid/electric vehicle-related components including high voltage battery, battery management system and traction motor. See Owner's Handbook & Warranty Information Booklet for details. See dealer for LIMITED WARRANTY details. Fuel economy estimated by EPA for comparison only. Mileage may vary. While the information contained in this brochure was correct at the time of printing, specifications and equipment can change. Feature comparisons based on competitor information available at the time of printing. No warranty or guarantee is being extended in this brochure, and Hyundai reserves the right to change product specifications and equipment at any time without incurring obligations. Some vehicles are shown with optional equipment. Specifications apply to U.S. vehicles only. Please contact your Hyundai dealer for current vehicle specifications. As part of Hyundai's commitment to a responsible environment, this brochure was printed using paper certified by the Forest Stewardship Council®. FSC® certification helps ensure that the highest social and environmental standards are met in the making of the paper we use, contributing to conservation, responsible management and community-level benefits for people near the forests.



©2021 HYUNDAI NP020F2022