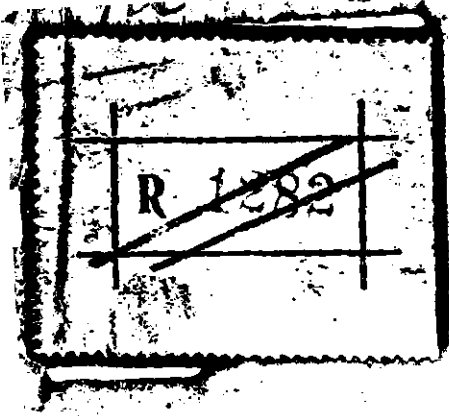


WEST INDIA (TRADE).



S 1109

TABLES

RELATING TO THE


TRADE OF BRITISH INDIA

WITH

BRITISH POSSESSIONS AND FOREIGN COUNTRIES,

1902-03 TO 1906-07. to 1917-18

Presented to both Houses of Parliament by Command of His Majesty.



LONDON:

PRINTED FOR HIS MAJESTY'S STATIONERY OFFICE.

BY WYMAN AND SONS, LIMITED, FETTER LANE, E.C.

And to be purchased, either directly or through any Bookseller, from

WYMAN AND SONS, LTD., FETTER LANE, E.C.; and

32, ABINGDON STREET, WESTMINSTER, S.W.; or

OLIVER AND BOYD, TWEEDDALE COURT, EDINBURGH; or

E. PONSONBY, 116, GRAFTON STREET, DUBLIN

1908.

SALE OF GOVERNMENT PUBLICATIONS.

The undermentioned Firms have been appointed sole Agents for the sale of Government Publications, including Parliamentary Reports and Papers, Acts of Parliament, Record Office Publications, &c., &c. (with the undermentioned exceptions), and all such works can be purchased from them either directly or through retail booksellers, who are entitled to a discount of 25 per cent. from the published prices:—

IN ENGLAND:—MESSRS. WYMAN AND SONS, LTD., Fetter Lane, E.C.

IN SCOTLAND:—MESSRS. OLIVER AND BOYD, Tweeddale Court, Edinburgh.

IN IRELAND:—MR. E. PONSONBY, 116, Grafton Street, Dublin.

Hydrographical Publications of the Admiralty are sold by Mr. J. D. POTTER, 145, Minories, E.C.

Patent Office Publications are sold at the Patent Office. (Classified Abridgments of Patent Specifications are sold also by Wyman and Sons, Ltd.)

The Publications of the ORDNANCE SURVEY and of the GEOLOGICAL SURVEY can be purchased from Agents in most of the chief towns in the United Kingdom, through any Bookseller, or from the Director-General of the Ordnance Survey, Southampton, or, in the case of Ireland, from the Superintendent, Ordnance Survey, Dublin. In addition, Small Scale Maps are, as a rule, procurable at Railway Bookstalls in England and Wales.

The Journal of the Board of Agriculture is published monthly by the Board, at 4, Whitehall Place, S.W. Prior to April, 1907, it was published by Messrs. Laughton and Co., Ltd., 3, Wellington Street, Strand, W.C. Price 4d.

The following is a list of some of the more important Parliamentary and Official Publications recently issued:—

Statutes—

Public General Acts, 1907. In separate chapters, at varying prices.

Local and Personal Acts, 1907. 3d. per 4 pp.

Army Act—Consolidation—including amendments to 1907.

1s. 2d.

Public General, Session 1907. With Index, Tables, &c. Cloth.

3s.

Index to Local and Personal Acts, 1801–1899.

10s.

Index to Local and Personal Acts, 1900–1907. Each year may be purchased separately.

Second Revised Edition, 1235–1886. XVI. Vols.

7s. 6d. each.

Statutes in Force. Chronological Table and Index of. 23rd Edition. To the end of the Session 7 Edward VII (1907). 2 vols.

10s. 6d.

Statutory Rules and Orders, other than those of a Local, Personal, or Temporary Character. With a List of Statutory Orders of a Local Character arranged in classes; an Appendix of certain Orders in Council, &c.; and an Index. Issued in 1890 to 1906.

10s. each.

Statutory Rules and Orders revised. Statutory Rules and Orders, other than those of a Local, Personal, or Temporary Character, in force on December 31, 1903. Vols. I to XIII.

10s. each.

Statutory Rules and Orders in force on 31st December, 1906. Index to.

10s.

VOTES AND PROCEEDINGS OF THE HOUSE OF COMMONS, as issued, 1d. per 8 pp.

MINUTES OF PROCEEDINGS OF THE HOUSE OF LORDS, as issued, 1d. per 4 pp.

HISTORICAL MANUSCRIPTS. Reports of the Royal Commissioners. In course of issue.

ROYAL COMMISSIONS. Evidence, in separate parts:—Canals; Mines; Irish Railways; Shipping Rings.

[Cd. 3657.] SANATORIA FOR CONSUMPTION, AND CERTAIN OTHER ASPECTS OF THE TUBERCULOSIS QUESTION.

10s. 2d.

[Cd. 3665.] LOCAL GOVERNMENT BOARD. 36th Report, 1906-07.

3s. 9d.

[Cd. 3848.] DANGERS ATTENDANT ON BUILDING OPERATIONS. Report of Departmental Committee, with Evidence, and Draft for Regulations.

1s. 9d.

[Cd. 3833.] BIRTHS, DEATHS, AND MARRIAGES IN ENGLAND AND WALES. 1906. Report of Registrar-General.

3s. 6d.

[Cd. 3886.] PUBLIC EDUCATION IN ENGLAND AND WALES. Statistics, 1905-6-7.

2s.

[Cd. 3899.] CHILDREN UNDER THE POOR LAW. Report on.

6d.

[Cd. 3906, 3936.] CROWN JEWELS COMMISSION—IRELAND. Loss of Regalia, &c. Report, Evidence, &c.

11d.

[Cd. 3926, 3927.] NATIONAL PHYSICAL LABORATORY COMMITTEE. Report, Evidence, &c.

1s. 1d.

MINES in the United Kingdom and the Isle of Man. List of, for 1906.

2s. 8d.

QUARRIES do. do. do. 1906.

4s. 10d.

MINES ABANDONED. Plans of, List of the. Corrected to 31st December, 1906.

1s.

Trade and Commerce, &c.:—

TRADE OF THE UNITED KINGDOM. Quantities and the Declared Value of the Articles. Monthly.

TRADE REPORTS of the British Colonies, with information relative to population and general condition.

TRADE REPORTS by His Majesty's Representatives in Foreign Countries, and Reports on Subjects of Commercial and General Interest.

Cd. 3864.] COST OF LIVING OF THE WORKING CLASSES. Report on Rents, Housing, Retail Prices, Rates of Wages, &c.

6s.

[Cd. 3893.] STATISTICAL ABSTRACT OF THE BRITISH EMPIRE. Years 1892-1906.

1s. 1d.

[Cd. 3291.] Do. do. UNITED KINGDOM. Years 1892 to 1906.

1s. 7d.

[Cd. 3707.] Do. do. COLONIES. Years 1892-1906.

1s. 11d.

[Cd. 3724.] Do. do. BRITISH INDIA. Years 1896-1897 to 1905-1906.

1s. 3d.

[Cd. 3406, 3529, 3687.] TRADE OF THE UNITED KINGDOM, 1906. Vols. I, II, and III.

13s. 9d.

[Cd. 3690.] LABOUR STATISTICS, UNITED KINGDOM. 11th Abstract, 1905-6.

1s. 2d.

[Cd. 2337, 2689.] BRITISH AND FOREIGN TRADE AND INDUSTRIAL CONDITIONS. Memoranda, Tables, and

7d.

INDIA. Review of the Trade of. Year 1906-07.

1s. 3d.

R 1282

EAST INDIA (TRADE).

51109

TABLES

X5422SN

RELATING TO THE

D8-E8

15309

TRADE OF BRITISH INDIA


WITH

BRITISH POSSESSIONS

AND FOREIGN COUNTRIES,

1902-03 TO 1906-07.

Presented to both Houses of Parliament by Command of His Majesty.



LONDON:

PRINTED FOR HIS MAJESTY'S STATIONERY OFFICE,
BY WYMAN AND SONS, LIMITED, FETTER LANE, E.C.

And to be purchased, either directly or through any Bookseller, from
WYMAN & SONS LTD., FETTER LANE, E.C.; and
32, ABINGDON STREET, WESTMINSTER, S.W.; or
OLIVER AND BOYD, TWEEDDALE COURT, EDINBURGH; or
E. PONSONBY, 116, GRAFTON STREET, DUBLIN.

1908.

EXPLANATORY NOTE.

The following tables are an abstract *of the Annual Statement of the Trade and Navigation of British India with Foreign Countries for 1906-07 issued in India in two volumes.* Values are expressed in pounds at the rate of 15 rupees to £1, this rate having been maintained since January, 1898, with but slight variation.

The trade dealt with in these accounts is the trade registered at British Indian ports between these ports and foreign countries. The foreign trade of ports in Native States is not recorded, as this trade is small owing to the absence of large harbours and to the prohibition of direct transshipment at British ports.

Foreign merchandise transhipped at Indian ports is excluded from the accounts of both imports and exports, as Indian ports are not transshipment centres for foreign countries to any considerable extent. The imports include goods landed, whether they are intended for home consumption, bonding or re-exportation, and such articles in passengers' luggage as are dutiable. Articles received from and despatched to foreign countries by parcel post are included, but, with certain exceptions, the contents of foreign registered letters received and despatched are not included.

Imports and exports of Government stores are dealt with separately.

The figures represent the quantities and values declared by importers and exporters in Bills of Entry and Shipping Bills, as subsequently checked by the Customs Officials. The weight recorded is the net weight, *i.e.*, it does not include the weight of the covers or packing. According to the provisions of the Indian Sea Customs Act, the values of goods imported or exported represent —

- (a) the wholesale cash price, less trade discount, for which goods of the like kind and quality are sold or are capable of being sold at the time and place of importation or exportation, as the case may be, without any abatement or deduction whatever, except (in the case of goods imported) of the amount of the duties payable on the importation thereof; or
- (b) where such price is not ascertainable, the cost at which goods of the like kind and quality could be delivered at such place without any abatement or deduction, except as aforesaid.

For the purpose of levying import duties the Government of India fixes tariff values of goods subject to such duties. These values are revised from time to time.

Imports are classified as received from the countries whence they were shipped direct to India and are not credited either to the country of production or to the country of original consignment both of which differ from the country of direct shipment in the case of merchandise which has its origin or is purchased in one country and is transhipped at the ports of other countries or conveyed through other countries by rail for shipment to India.

Exports are ordinarily credited to the country containing the port of destination as declared by the exporters in the Shipping Bills, whether carried there direct or after transshipment. Special mention should, however, be made of the exports to Egypt, which until the year 1903-04, consisted of consignments to Port Said for transshipment to ports beyond the Suez Canal. From 1903-04 exporters have intimated the destination of such consignments, and as the result of the amended classification the distribution of exports to Egypt has been considerably reduced and the distribution of the exports among European countries is in consequence less inexact, though it is still imperfect, and much of the trade shown as to or from Holland and Belgium is in reality trade with Germany. The distribution of the trade among Eastern countries is, however, far more imperfect, for most of the large trade with Hongkong is trade with China, though some of it is with Japan, the Philippines and America, and a large portion of the trade assigned to the Straits Settlements is really trade with the Far East. Colombo and Aden are also *entrepôts* of trade and a considerable proportion of the goods despatched to or received from those ports represents transit trade.

* The volumes can be obtained in this country from the Agents for the sale of Indian Government Publications. In the volumes values are given in rupees.

CONTENTS.

TABLES RELATING TO THE TRADE OF BRITISH INDIA.

No. of Table.		Page
1	TOTAL TRADE: Value	4
2	PRIVATE MERCHANDISE: Principal Countries: Imports	5
3	" Re-exports	6
4	" Exports	7
5	Principal Articles: Imports: Total Quantity	8
6	" " " Value	9
7	" Re-exports: Total Quantity	22
8	" " " Value	23
9	" Exports: Total Quantity	28
10	" " " Value	29
11	Articles and Countries: Imports: Quantity and Value	36
12	" Re-exports: "	69
13	" Exports: "	77
14	GOVERNMENT STORES: Imports	103
15	Exports (including Re-exports)	105
16	TRADE WITH PRINCIPAL COUNTRIES, distinguishing Principal Articles: Quantities	106
17	" " Values	107
18	TREASURE: Imports from different Countries	134
19	description of Imports	135
20	Exports to different Countries	136
21	Description of Exports	137
22	PROVINCES AND PORTS: Distribution of Trade in Private Merchandise	138
23	CUSTOMS DUTY: Gross amount collected on different Articles, &c.	139
24	SHIPPING: Vessels entered and cleared, with Cargoes and in Ballast	140
25	" " distinguishing Nationalities	141
26	" entered, distinguishing Countries	142
27	" cleared, " "	143
28	" built at Indian Ports	144
29	" first registered at Indian Ports	"
30	LAND TRADE: Value of Registered Imports and Exports, distinguishing Countries, &c.	145
	APPENDIX A.—CUSTOMS TARIFF	146
	APPENDIX B.—TRADE OF ADEN	156
	INDEX	157

INDIA OFFICE,
2nd March, 1908.

A. GODLEY,
Under Secretary of State.

T A B L E S

RELATING TO

THE TRADE OF BRITISH INDIA.

NOTE.—The Values throughout the following Tables are given in pounds, at the rate of 15 Rupees to £1.

No. 1.

VALUE of the TOTAL TRADE.

	1902-03.	1903-04.	1904-05.	1905-06.	1906-07.
FOREIGN SEA-BORNE TRADE.					
Imports:	£	£	£	£	£
PRIVATE MERCHANDISE	52,525,272	56,548,862	64,452,192	68,722,713	72,205,055
GOVERNMENT STORES	4,687,504	5,179,320	5,156,305	6,019,781	5,956,410
TOTAL MERCHANDISE	57,212,776	61,728,182	69,608,497	74,742,494	78,161,465
TREASURE, PRIVATE	16,837,152	21,295,508	22,018,353	13,947,526	18,133,990
" GOVERNMENT	82,085	4,388,564	4,320,430	7,153,150	11,585,884
TOTAL TREASURE	16,919,237	25,684,072	26,338,783	21,100,676	29,719,874
TOTAL IMPORTS	74,132,013	87,412,254	95,947,280	95,843,170	107,881,339
Exports:					
PRIVATE MERCHANDISE:					
- INDIAN PRODUCE AND MANUFACTURES	83,919,801	99,755,597	102,760,848	105,459,482	115,388,249
FOREIGN DITTO	1,957,108	2,217,458	2,248,715	2,352,540	2,322,693
GOVERNMENT STORES: INDIAN	346,702	331,705	111,503	53,542	51,660
" " FOREIGN	40,788	40,013	26,969	24,850	20,280
TOTAL MERCHANDISE	86,264,399	102,344,773	105,148,035	107,890,414	117,782,882
TREASURE, PRIVATE	5,873,341	5,364,782	5,392,377	4,299,838	3,808,672
" GOVERNMENT	565,084	4,596,339	5,634,834	6,013,499	3,497
TOTAL TREASURE	6,438,425	9,961,121	11,027,211	10,313,337	3,812,169
TOTAL EXPORTS	92,702,824	112,305,894	116,175,246	118,203,751	121,595,051
Total Sea-borne Trade	166,834,837	199,718,148	212,122,526	214,046,921	229,476,390
NET EXPORTS OF MERCHANDISE	29,051,623	40,616,591	35,539,538	33,147,920	39,621,417
NET IMPORTS OF TREASURE	10,480,812	15,722,951	15,311,572	10,787,339	25,907,705
EXCESS OF EXPORTS	18,570,811	24,893,640	20,227,966	22,360,581	13,713,712
LAND FRONTIER TRADE.					
Imports:					
MERCHANDISE	4,094,694	4,721,561	4,748,627	5,526,127	5,900,703
TREASURE	486,039	508,031	963,126	740,134	708,603
TOTAL IMPORTS	4,580,733	5,229,592	5,711,753	6,266,261	6,609,306
Exports:					
MERCHANDISE	3,529,173	3,580,472	4,046,575	4,374,196	4,412,520
TREASURE	341,341	383,863	454,666	529,668	766,077
TOTAL EXPORTS	3,870,514	3,964,335	4,501,241	4,903,864	5,178,597
Total Land Trade	8,451,247	9,193,927	10,212,994	11,170,125	11,787,903

VALUE of IMPORTS of MERCHANDISE (exclusive of Government Stores) from PRINCIPAL COUNTRIES into British India.

COUNTRIES.	1902-03.	1903-04.	1904-05.	1905-06.	1906-07.
UNITED KINGDOM	£ 34,855,099	£ 36,706,020	£ 42,021,951	£ 45,825,871	£ 48,198,645
BRITISH POSSESSIONS :					
Europe : Gibraltar	3,590	2,926	2,578	3,465	4,437
Malta	926	738	694	847	1,775
Asia :					
Aden	157,500	151,740	182,578	214,626	166,318
Bahrein Islands	*	*	0	0	334,042
British Borneo	0	0	79	0	1
Ceylon	474,500	469,918	415,201	447,301	566,312
China, Hong Kong	1,002,552	822,833	820,993	679,440	561,809
Maldivo Islands	1,959	4,780	4,655	6,301	7,407
Straits Settlements	1,549,589	1,638,768	2,019,029	1,701,164	1,845,726
Africa :					
British East Africa	153,892	150,141	163,348	179,507	141,040
Cape Colony	1,858	1,761	11,568	1,150	1,420
Mauritius	1,333,840	1,734,578	1,325,376	1,385,803	1,445,055
Natal	3,039	5,982	16,344	5,027	3,653
Somaliland	138	2,672	1,215	487	4,026
America :					
Canada	0	8,887	425	11	1,656
British Guiana	17	271	230	367	428
British West Indies	5,396	187	276	279	25
Australia	317,463	408,995	541,601	606,872	467,626
New Zealand	3,804	795	3,998	7,863	5,507
	5,010,063	5,405,972	5,510,188	5,240,510	5,558,263
FOREIGN COUNTRIES :					
Europe :					
Austria-Hungary	1,701,464	1,467,852	2,672,187	2,738,356	2,045,655
Belgium	2,061,487	2,214,308	2,346,768	2,934,002	2,903,595
Denmark	341	307	115	934	234
France	945,516	1,078,656	1,203,467	1,162,625	975,156
Germany	1,441,251	1,948,063	2,488,206	2,915,040	3,880,580
Greece	658	1,300	552	2,629	1,088
Holland	412,414	502,909	399,113	400,851	418,551
Italy	557,115	636,372	844,275	802,295	720,728
Norway	38,071	44,532	48,886	64,225	76,128
Portugal	1,343	2,814	2,348	3,176	12,268
Roumania	0	0	0	0	76,362
Russia	1,803,882	1,663,866	1,115,144	188,664	71,767
Spain	12,587	18,831	39,235	71,825	63,464
Sweden	52,231	82,804	67,848	115,291	148,592
Turkey in Europe	2,532	2,096	2,608	3,695	4,495
Asia :					
Arabia	438,241	482,238	471,508	630,058	380,898
Borneo	2,971	66,000	199,438	98,091	26,054
China, Treaty Ports	463,423	495,148	461,083	503,651	433,923
French Indo-China	117	340	23	25	4,530
Japan	573,061	854,977	782,269	856,244	1,073,401
Java	328,508	802,154	1,345,018	1,207,536	1,936,271
Mekran and Somiani	46,326	32,587	35,580	42,849	41,756
Persia	432,257	291,640	294,048	288,316	317,774
Philippine Islands	9,999	6,388	8,545	22,777	13,031
Siam	167,682	197,728	264,786	363,200	376,527
Sumatra	8,465	31,078	126,265	110,194	252,261
Turkey in Asia	123,986	251,528	245,240	304,970	338,775
Other Countries	10	12	70	27	570
Africa :					
Abyssinia	2,584	2,453	8,652	10,396	1,266
Egypt	202,668	387,060	405,445	228,966	104,777
Madagascar	912	912	681	1,543	813
Portuguese East Africa	7,299	5,910	6,012	5,771	5,806
German	1,373	453	214	1,211	1,186
Réunion	60	4,624	15,406	22,809	57,778
Other Countries	9,735	6,341	8,227	6,958	4,083
America :					
United States	808,661	852,474	990,494	1,495,043	1,698,037
Argentine Republic	10	0	20,189	11,564	167
Other Countries	870	57	77	174	0
Australasia : New Caledonia	0	58	31	451	0
	12,660,110	14,436,870	16,920,053	17,656,332	18,448,147
TOTAL IMPORTS	52,525,272	56,548,862	64,452,192	68,722,713	72,205,055

* Not separately shown.

VALUE of EXPORTS of FOREIGN (including BRITISH and COLONIAL) MERCHANDISE (exclusive of Government Stores) to PRINCIPAL COUNTRIES from British India.

COUNTRIES,	1902-03.	1903-04.	1904-05.	1905-06.	1906-07.
	£	£	£	£	£
UNITED KINGDOM - - - - -	421,499	437,049	457,807	453,662	540,726
BRITISH POSSESSIONS :					
Europe : Gibraltar - - - - -	1,420	1,402	1,791	1,148	892
Malta - - - - -	1,257	1,432	1,569	1,248	613
Asia : Aden - - - - -	99,272	97,374	94,542	118,048	112,852
Bahrein Islands - - - - -	*	*	0	0	71,911
Ceylon - - - - -	84,862	84,380	104,689	104,755	85,540
China, Hong Kong - - - - -	79,646	113,078	135,652	107,450	117,620
Maldivo Islands - - - - -	148	567	3,364	765	492
Straits Settlements - - - - -	156,557	138,106	133,914	95,563	91,504
Africa : British East Africa - - - - -	91,327	91,853	113,730	102,731	95,510
Cape Colony - - - - -	9,171	7,657	5,171	5,091	5,082
Mauritius - - - - -	37,019	68,350	49,616	34,760	40,564
Natal - - - - -	33,546	25,137	24,997	21,708	12,580
Somaliland - - - - -	3,169	5,124	1,782	773	2,634
America : Canada - - - - -	313	46	99	147	511
British Guiana - - - - -	54	215	78	634	661
British West Indies - - - - -	196	374	77	422	330
Australia - - - - -	2,998	13,606	7,162	4,801	3,423
New Zealand - - - - -	803	312	409	158	772
Other Countries - - - - -	0	0	0	66	0
	601,758	649,013	678,642	600,268	643,496
FOREIGN COUNTRIES :					
Europe : Austria-Hungary - - - - -	13,292	14,553	25,174	15,851	23,591
Belgium - - - - -	8,339	9,356	8,417	10,061	6,122
Denmark - - - - -	508	2	0	0	0
France - - - - -	9,789	9,028	9,820	24,146	32,231
Germany - - - - -	8,077	14,670	23,179	26,036	31,634
Greece - - - - -	412	550	396	70	316
Holland - - - - -	280	348	360	116	257
Italy - - - - -	15,146	22,055	27,455	55,572	30,413
Russia - - - - -	3,543	8,876	14,910	10,376	7,559
Turkey in Europe - - - - -	103	80	513	897	385
Other Countries - - - - -	0	3	23	539	111
Asia : Arabia - - - - -	227,212	273,845	296,818	400,443	291,148
China, Treaty Ports - - - - -	10,671	10,163	47,513	9,946	8,468
Japan - - - - -	7,044	12,471	18,623	16,426	11,598
Java - - - - -	1,458	600	1,067	1,712	1,852
Mekran and Somniah - - - - -	12,441	17,312	18,332	24,357	34,712
Persia - - - - -	382,351	421,255	371,641	408,977	359,358
Philippine Islands - - - - -	343	1,087	251	3,934	278
Siam - - - - -	12,740	24,238	22,032	25,216	34,446
Sumatra - - - - -	42	233	46	1	749
Turkey in Asia - - - - -	83,097	122,559	94,898	123,447	112,656
Other Countries - - - - -	1,912	30	405	307	213
Africa : Abyssinia - - - - -	4,214	4,719	8,107	5,987	3,892
Egypt - - - - -	13,176	12,400	17,335	14,611	19,276
German East Africa - - - - -	16,894	18,399	21,064	32,405	42,484
Madagascar - - - - -	5,426	5,845	5,114	4,454	7,430
Portuguese East Africa - - - - -	72,515	108,190	63,685	65,278	57,107
Other Countries - - - - -	833	815	1,352	3,260	1,255
America : United States - - - - -	21,989	17,591	13,741	14,174	18,555
Other Countries - - - - -	4	123	0	11	375
	933,851	1,131,396	1,112,266	1,298,610	1,138,471
TOTAL EXPORTS OF FOREIGN MERCHANDISE-	1,957,108	2,217,458	2,248,715	2,352,540	2,322,693

* Not separately shown.

VALUE of EXPORTS of INDIAN PRODUCE and MANUFACTURES (exclusive of Government Stores)
to PRINCIPAL COUNTRIES from British India.

COUNTRIES.		1902-03.	1903-04.	1904-05.	1905-06.	1906-07.
		£	£	£	£	£
UNITED KINGDOM		21,165,230	27,060,319	28,287,046	26,665,055	31,289,511
BRITISH POSSESSIONS :						
Europe :	Gibraltar	7,552	5,884	6,933	27,264	7,828
	Malta	1,992	2,480	1,593	3,890	1,729
Asia :	Aden	610,365	1,002,019	862,086	838,602	746,420
	Bahrain Islands	*	*	80,596	99,295	94,275
	Borneo	269	387	879	864	1,483
	Ceylon	2,937,393	3,053,594	3,303,412	3,690,112	4,254,617
	China, Hong Kong	6,205,130	7,231,525	7,602,647	8,836,349	7,249,573
	Maldivo Islands	7,034	13,494	12,876	14,465	12,920
	Straits Settlements	5,025,270	4,804,569	4,167,077	4,199,791	4,352,661
Africa :	British East Africa	333,062	332,164	381,720	327,745	368,927
	West	0	26,709	0	0	222
	Cape Colony	336,059	207,885	214,593	207,187	248,479
	Mauritius	716,463	769,385	755,309	753,058	832,740
	Natal	454,221	368,588	359,668	561,648	358,416
America :	Somaliland	51,034	72,136	59,586	66,463	33,805
	Canada	170,806	263,096	385,890	508,511	517,942
	Newfoundland	288	0	0	0	0
	British Honduras	3,830	0	0	0	0
	West Indies	99,752	79,484	82,868	114,320	78,581
	Guiana	78,339	79,289	97,934	64,673	37,296
Australia		731,434	1,000,012	913,360	1,346,335	1,587,620
New Zealand		227,002	259,004	214,120	248,803	264,345
Other Countries		0	0	480	315	228
		17,997,285	19,571,704	19,503,627	21,707,740	21,049,607
FOREIGN COUNTRIES :						
Europe :	Austria-Hungary	2,132,500	3,194,723	3,116,023	3,194,192	4,012,295
	Belgium	3,501,660	5,107,961	5,591,172	4,333,644	4,798,542
	Bulgaria	0	2,312	1,942	3,611	27,274
	Denmark	2,249	71,857	46,943	3,161	6,250
	France	6,091,940	6,589,898	6,363,188	6,359,873	7,470,046
	Germany	6,775,719	9,864,671	9,514,199	9,798,577	13,149,723
	Greece	6,277	11,964	16,804	7,146	17,845
	Holland	539,303	1,232,473	1,612,281	1,186,597	1,201,816
	Italy	2,264,204	3,300,602	2,839,111	3,126,447	3,803,607
	Norway	84	779	140	1,400	2,932
	Portugal	800	3,533	3,449	10,757	9,463
	Roumania	0	14,176	44,097	41,778	52,335
	Russia	256,867	518,800	373,718	387,541	494,342
	Spain	383,645	846,231	779,724	1,023,427	1,055,104
	Sweden	39,192	70,530	140,889	119,638	152,557
	Turkey in Europe	90,557	121,207	113,341	116,950	128,372
Asia :	Arabia	741,621	705,313	989,321	920,275	644,760
	China, Treaty Ports	4,366,757	4,685,013	5,351,696	5,374,068	5,318,539
	French Indo-China	141,359	296,010	173,128	177,590	214,771
	Japan	3,889,792	5,626,258	6,478,115	6,617,937	4,729,964
	Java	237,139	277,519	300,627	677,535	350,876
	Mekran and Sonmiani	31,985	28,990	33,520	28,081	26,870
	Persia	422,390	314,378	345,210	216,388	257,816
	Philippine Islands	152,025	328,260	88,441	138,950	123,050
	Siam	33,818	154,799	149,434	200,076	170,293
	Sumatra	7,978	8,928	28,645	53,701	92,605
	Turkey in Asia	465,803	682,388	725,720	599,822	661,565
	Other Countries-	509	3,846	467	1,776	2,883
Africa :	Abyssinia	44,832	56,307	187,424	120,870	51,335
	Egypt †	5,131,132	858,502	868,366	1,061,829	1,316,820
	German East Africa	24,751	28,456	33,170	90,072	120,763
	Madagascar	8,978	8,785	11,005	10,831	9,204
	Portuguese East Africa	167,322	283,152	131,855	166,205	205,595
	Réunion	120,305	129,519	57,863	60,718	21,589
	Other Countries	43,822	72,375	60,603	86,639	35,924
America :	United States	5,668,045	6,020,077	6,473,954	8,672,130	10,415,735
	West Indies	121,803	186,204	170,907	297,218	262,666
	Mexico	13,760	10,559	14,383	12,366	10,428
	Argentine Republic	497,916	843,279	980,584	1,027,816	938,087
	Brazil	261,175	209,062	273,453	118,394	68,714
	Chile	186,046	213,184	358,566	497,264	384,325
	Peru	26,638	39,541	45,493	47,661	91,026
	Uruguay	24,232	51,306	48,250	45,471	36,448
	Sandwich Islands	35,191	43,374	26,283	38,733	78,089
	Other Countries-	5,168	5,068	3,580	5,443	21,405
Australasia :	New Caledonia	7	905	3,091	1,601	4,483
		44,757,286	53,123,074	54,970,175	57,066,687	63,049,131
TOTAL EXPORTS OF INDIAN PRODUCE AND MANUFACTURES		83,918,801	99,755,597	102,760,848	105,459,482	115,388,249

* Not separately shown.

† See Explanatory Note, page 2.

TOTAL QUANTITY* of IMPORTS of MERCHANDISE.

ARTICLES.	1902-03.	1903-04.	1904-05.	1905-06.	1906-07.
I.—ANIMALS, LIVING :					
Horses - - - - - No.	9,938	13,061	14,389	11,457	9,904
Other kinds - - - - - "	2,220	1,763	13,607	2,422	5,744
Total Number of Animals, Living - - - - - "	12,158	14,824	27,996	13,879	15,648
II.—ARTICLES OF FOOD AND DRINK :					
Coffee - - - - - Cwt.	12,182	8,515	7,199	7,370	7,658
Fruits and Vegetables (fresh) :					
Fruits :					
Cocoanuts - - - - - No.	10,408,774	16,086,653	11,736,618	12,258,470	10,975,127
" Kernel or Copra - - - - - Cwt.	3,316	2,187	372	2,174	4,335
Other sorts - - - - - "	—	—	—	—	—
Vegetables, fresh - - - - - "	—	—	—	—	—
Grain and Pulse :					
Barley - - - - - Cwt.	628	21,792	7,220	25,948	32,339
Pulse - - - - - "	195,772	62,471	43,022	66,665	82,702
Rice in the husk - - - - - "	24	805	928	965	3,164
" not in the husk - - - - - "	28,118	6,156	15,104	7,230	121,891
Wheat - - - - - "	783	18,852	129	454,814	209,696
Wheat flour - - - - - "	23,725	18,578	8,346	13,098	4,903
Other sorts - - - - - "	10,608	11,091	10,777	53,714	69,996
" - - - - - "	259,658	139,745	85,526	622,234	524,691
Hops - - - - - Cwt.	4,427	4,619	4,194	4,002	3,059
Liquors :					
Ale, Beer and Porter - - - - - Gals.	3,820,938	4,062,016	4,607,530	5,002,418	4,916,294
Cider and other Fermented Liquors - - - - - "	5,868	5,707	6,019	8,909	10,219
Spirits :					
Brandy - - - - - "	321,363	362,432	370,458	406,123	333,957
Gin - - - - - "	71,446	78,894	76,111	79,088	68,575
Liqueurs - - - - - "	14,588	14,514	14,469	15,706	12,262
Rum - - - - - "	43,686	65,052	67,090	74,725	68,579
Whisky - - - - - "	606,037	602,790	586,550	619,395	592,514
Other sorts - - - - - "	323,833	286,159	329,529	395,465	415,474
" - - - - - "	1,380,953	1,409,831	1,444,207	1,620,492	1,489,361
Wines :					
Champagne - - - - - "	36,149	29,327	28,837	34,868	28,216
Claret - - - - - "	61,084	61,770	48,505	47,415	44,013
Port - - - - - "	89,272	86,364	91,371	95,804	95,610
Sherry - - - - - "	25,599	24,829	23,767	24,845	22,196
Other sorts - - - - - "	121,747	130,733	126,729	138,737	139,307
" - - - - - "	333,851	333,023	319,209	341,669	329,342
Total, Liquors - - - - - "	5,541,610	5,810,577	6,376,965	6,973,518	6,745,216
Provisions :					
Bacon and Hams - - - - - Lb.	1,231,934	1,267,724	1,373,474	1,600,898	1,487,729
Biche de mer - - - - - "	26,856	19,493	18,333	33,616	6,744
Biscuits of all kinds - - - - - "	1,690,387†	4,786,923	4,265,178	5,205,371	5,690,799
Butter - - - - - "	279,183	277,112	264,396	282,738	244,577
Canned and Bottled Provisions - - - - - Cwt.	‡	‡	‡	40,311	59,524
Cheese - - - - - Lb.	1,123,260	669,492	1,228,707	1,263,763	1,275,111
Farinaceous Foods - - - - - Cwt.	‡	‡	‡	80,815	181,238
Fish, dry, salted - - - - - Lb.	15,089,558	11,837,341	16,339,925	18,088,861	14,404,955
" dry, unsalted - - - - - "	2,963,683	4,742,367	2,879,140	4,192,663	3,889,293
" wet, salted (<i>ngapi</i>) - - - - - "	15,896,408	10,688,268	11,204,395	10,903,845	8,711,021
Fishmaws and Sharkfins - - - - - "	1,500,457	1,588,692	1,330,326	1,388,365	1,215,972
Fruits and Vegetables—dried, salted, or preserved :					
Almonds - - - - - Cwt.	‡	‡	‡	79,895	50,492
Dates - - - - - "	663,390	725,003	812,284	867,229	814,781
Other sorts - - - - - "	91,924	126,503	117,821	52,728	60,771
Ghi - - - - - Lb.	21,370	127,868	135,666	419,398	492,493
Jams and Jellies - - - - - "	626,157†	1,114,425	1,403,179	1,525,155	1,648,141
Milk, condensed and preserved - - - - - "	1,490,154†	4,137,066	4,786,386	6,022,825	6,196,492
Pickles, Vinegar, Sauces, and Condiments - - - - - Cwt.	‡	‡	‡	14,878	16,300
Other sorts - - - - - "	302,472	266,539	301,926	129,560	45,091
Salt - - - - - Tons	423,268	446,559	486,980	464,531	467,949

* The mark — denotes that the quantities are not stated, owing to the variety of articles included under one head or for other reasons; while the mark 0 signifies that there was no import or export at all, as the case may be, of the article in question.

† Not separately enumerated till October, 1902.
‡ " " " " April, 1905.

TOTAL VALUE OF IMPORTS OF MERCHANDISE.

ARTICLES.	1902-03.	1903-04.	1904-05.	1905-06.	1906-07.
I.—ANIMALS, LIVING:					
Horses	£ 275,696	£ 349,906	£ 369,863	£ 311,734	£ 299,262
Other kinds	20,931	7,618	25,312	17,696	11,124
Total Value of Animals, Living	296,627	357,522	395,175	329,430	310,386
II.—ARTICLES OF FOOD AND DRINK:					
Coffee	22,174	15,757	14,856	16,247	17,989
Fruits and Vegetables (fresh):					
Fruits:					
Cocoanuts	31,416	43,166	36,916	36,549	33,206
" Kernel or Copra	2,427	1,704	308	1,783	4,127
Other sorts	3,264	8,490	8,970	11,270	10,004
Vegetables, fresh	1,262	8,777	10,103	21,485	13,054
	38,369	62,137	56,197	71,087	60,391
Grain and Pulse:					
Barley	182	5,700	1,883	6,166	7,271
Pulse	65,761	20,136	13,332	22,304	28,395
Rice in the husk	3	206	207	217	844
" not in the husk	10,088	2,242	5,627	2,668	51,427
Wheat	317	6,518	29	150,243	75,932
Wheat Flour	10,328	9,003	5,052	6,929	2,765
Other sorts	2,627	2,869	2,784	16,566	21,689
	89,306	46,674	28,814	205,093	188,308
Hops	26,384	33,445	40,539	18,730	18,914
Liquors:					
Ale, Beer and Porter	344,425	372,756	402,798	419,708	401,801
Cider and other Fermented Liquors	1,273	1,253	1,299	1,911	2,088
Spirits:					
Brandy	171,003	186,117	190,308	210,302	183,329
Gin	19,529	21,184	19,922	21,273	17,592
Liqueurs	12,282	12,330	11,942	12,929	10,264
Rum	5,858	7,950	8,486	8,721	7,283
Whisky	272,987	265,587	257,073	283,782	251,921
Other sorts	152,983	167,837	182,888	188,226	187,578
	634,592	661,005	670,619	725,233	657,967
Wines:					
Champagne	67,175	53,810	52,268	64,412	50,521
Claret	19,451	16,950	13,277	13,597	11,086
Port	50,795	48,717	50,192	53,396	51,988
Sherry	12,645	11,752	11,165	12,154	11,200
Other sorts	50,063	51,967	47,697	54,797	51,213
	200,129	183,196	174,599	198,356	175,988
Total, Liquors	1,180,419	1,218,210	1,249,315	1,345,208	1,237,844
Provisions:					
Bacon and Hams	54,442	54,415	53,979	62,676	63,514
Biche de mer	632	547	452	666	186
Biscuits of all kinds	44,934*	120,318	113,342	138,608	151,891
Butter	21,071	21,102	19,033	20,834	17,776
Canned and Bottled Provisions	†	†	†	122,431	166,425
Cheese	41,238	35,611	41,952	44,767	46,966
Farinaceous Foods	†	†	†	96,625	175,774
Fish, dry, salted	131,459	102,358	135,863	177,067	126,537
" dry, unsalted	11,956	16,570	10,704	12,960	17,296
" wet, salted (<i>ngapi</i>)	40,226	29,209	30,648	29,070	25,790
Fishmaws and Sharkfins	36,548	39,163	33,680	35,026	32,298
Fruits and Vegetables—dried, salted, or preserved:					
Almonds	†	†	†	118,860	93,900
Dates	209,598	241,839	273,069	299,181	322,497
Other sorts	99,724	161,684	150,861	47,917	59,231
Ghi	568	3,382	3,733	11,965	14,257
Jams and Jellies	12,455*	22,868	28,486	32,467	34,079
Milk, Condensed and Preserved	27,217*	75,612	87,509	111,119	117,890
Pickles, Vinegar, Sauces and Condiments	†	†	†	27,571	31,802
Other sorts	495,299	426,842	460,555	200,596	117,451
	1,227,367	1,351,520	1,443,866	1,590,412	1,615,560
Salt	414,336	424,611	474,199	438,125	445,159

* Not separately enumerated till October, 1902.

† " " " " April, 1905.

TOTAL QUANTITY OF IMPORTS OF MERCHANDISE—continued.

ARTICLES.	1902-03.	1903-04.	1904-05.	1905-06.	1906-07.
II.—ARTICLES OF FOOD AND DRINK—continued.					
Spices:					
Betelnuts - - - - - Lb.	80,955,129	85,887,737	104,768,945	105,186,189	119,732,410
Cardamoms - - - - - "	185,960	269,132	422,572	435,407	284,469
Cloves - - - - - "	7,132,676	6,659,913	6,523,479	8,345,521	5,062,782
Ginger - - - - - "	664,041	2,104,746	874,625	1,089,515	1,026,344
Nutmegs - - - - - "	626,871	571,118	854,818	671,445	715,018
Pepper - - - - - "	1,904,573	748,011	1,002,499	994,432	1,061,828
Other sorts - - - - - "	252,083	306,368	400,384	311,901	273,541
"	97,721,333	96,547,025	114,847,322	117,034,410	128,156,390
Sugar:					
Refined or crystallised, including sugar-candy - - - - - Cwt.	4,986,851	5,828,501	6,433,503	7,367,104	9,222,498
Unrefined - - - - - "	344	209,614	116,204	329,087	508,184
Molasses - - - - - "	450,880	266,777	356,032	539,075	1,322,038
Confectionery - - - - - "	24,121	28,951	30,988	35,863	51,315
"	5,462,196	6,333,843	6,936,817	8,271,129	11,104,035
Tea:					
Black - - - - - Lb.	*	1,889,611	2,673,008	2,628,906	1,699,618
Green - - - - - "	*	1,783,222	1,061,571	1,170,366	984,257
"	3,848,357	3,672,833	3,734,579	3,799,272	2,683,875
Other articles - - - - - Cwt.	160	541	637	547	779
III.—METALS AND MANUFACTURES OF:					
Metals:					
Brass (mainly wrought) - - - - - Cwt.	11,644	11,097	9,810	10,783	11,138
Copper:					
Old, for re-manufacture - - - - - "	1,156	951	1,723	1,561	1,382
Unwrought:					
Tiles, ingots, cakes, and bricks - - - - - "	88,241	101,089	68,936	20,161	12,661
Other sorts - - - - - "	3,903	4,935	1,505	2,500	500
Wrought:					
Braziers and Sheets - - - - - "	*	*	*	64,867	36,990
Lametta - - - - - "	3,416	3,270	3,795	2,474	2,522
Mixed or Yellow Metal, for sheathing - - - - - "	195,672	192,698	240,184	161,795	133,373
Other manufactures - - - - - "	103,462	130,148	111,090	18,159	19,531
"	395,850	433,091	427,233	271,517	211,959
German Silver - - - - - "					
Iron:	23,132	18,387	22,735	21,527	19,753
Old, for re-manufacture, and Ore	15,301	22,036	14,388	14,866	17,935
Cast (pig) - - - - - "	460,574	531,953	471,787	636,163	667,285
Wrought:					
Anchors, Cables, and Kentledge	16,762	26,024	27,710	30,692	27,909
Angle, Bolt, and Rod - - - - - "	164,995	162,413	130,818	115,061	70,817
Bar - - - - - "	702,861	650,409	658,612	781,360	606,604
Beams, Pillars, Girders, and Bridge-work - - - - - "	63,510	89,287	135,283	149,517	206,243
Bolts and Nuts - - - - - "	*	*	*	54,081	78,991
Hoop - - - - - "	78,815	72,513	56,154	87,508	62,361
Nails, Screws, Rivets, and Washers - - - - - "	208,566	283,784	256,593	295,834	282,687
Pipes and Tubes - - - - - "	414,756	821,783	629,641	514,060	668,539
Rice-bowls - - - - - "	85,650	94,667	101,092	98,907	103,039
Sheets and Plates:					
Galvanised - - - - - "	1,162,108	1,243,188	1,953,029	1,345,143	1,880,828
Tinned - - - - - "	242,991	298,156	377,093	357,902	242,878
Not Galvanised or Tinned - - - - - "	104,489	95,248	73,538	80,954	67,058
Wire - - - - - "	32,258	40,212	50,396	53,043	53,776
Other manufactures of iron, or of iron mixed with steel - - - - - "	172,196	144,466	181,298	94,643	184,954
"	3,925,832	4,576,139	5,117,432	4,710,334	5,221,904
Lead:					
Ore - - - - - "	4,353	3,850	4,579	3,294	2,596
Pig - - - - - "	21,585	25,381	19,153	29,287	19,566
Wrought:					
Sheets, Pipes, and Tubes - - - - - "	11,987	12,631	10,085	13,606	11,812
Sheets for tea chests - - - - - "	79,606	88,296	88,752	82,166	57,307
Other sorts - - - - - "	10,623	9,946	11,188	15,511	11,174
"	128,154	140,104	134,057	143,844	102,455

* Not separately enumerated.

TOTAL VALUE OF IMPORTS OF MERCHANDISE—continued.

ARTICLES.	1902-03.	1903-04.	1904-05.	1905-06.	1906-07.
II.—ARTICLES OF FOOD AND DRINK—continued.					
Spices :					
Betelnuts	£ 384,833	£ 349,221	£ 475,471	£ 506,733	£ 769,002
Cardamoms	9,753	13,247	16,801	17,206	15,257
Cloves	98,383	113,553	129,008	148,762	108,557
Ginger	8,602	22,747	7,138	9,053	11,362
Nutmegs	15,488	14,525	20,671	14,343	15,230
Pepper	38,609	18,046	24,634	27,980	28,044
Other sorts	9,535	16,672	14,514	11,644	12,075
	565,203	548,011	688,237	733,726	959,527
Sugar :					
Refined or crystallised, including sugar-candy	3,179,708	3,750,344	4,424,056	4,815,064	5,212,283
Unrefined	175	97,883	49,843	185,078	242,936
Molasses	60,448	36,257	49,721	92,022	255,541
Confectionery	62,942	72,699	78,201	90,849	114,648
	3,303,273	3,957,183	4,601,821	5,183,013	5,825,408
Tea :					
Black	*	60,898	75,856	73,925	55,385
Green	*	77,984	50,545	48,404	52,274
	137,320	138,882	126,401	122,329	107,659
Other articles	20	54	76	67	96
Total Value of Articles of Food and Drink	7,004,171	7,796,483	8,724,321	9,724,037	10,476,852
III.—METALS AND MANUFACTURES OF :					
Metals :					
Brass (mainly wrought)	46,942	43,335	38,412	46,285	50,433
Copper :					
Old, for re-manufacture	3,021	2,519	4,426	4,563	4,885
Unwrought :					
Tiles, ingots, cakes, and bricks	286,773	337,728	240,493	74,523	59,968
Other sorts	10,930	14,348	4,515	9,909	2,302
Wrought :					
Braziers and Sheets	*	*	*	260,561	184,636
Lametta	40,161	36,865	40,131	27,088	28,995
Mixed or Yellow Metal, for sheathing	581,071	578,050	714,180	495,585	542,027
Other manufactures	386,332	476,344	402,223	84,266	105,957
	1,308,288	1,445,832	1,405,968	956,495	928,770
German Silver	140,705	99,646	127,842	107,838	120,022
Iron :					
Old, for re-manufacture, and Ore	2,248	3,039	1,906	1,801	2,574
Cast (pig)	90,502	92,326	80,870	107,864	122,878
Wrought :					
Anchors, Cables, and Kentledge	14,705	25,620	24,251	27,331	23,925
Angle, Bolt, and Rod	65,191	62,528	48,075	42,797	30,202
Bar	260,512	238,284	228,095	265,934	234,600
Beams, Pillars, Girders, and Bridge-work	41,475	53,974	67,694	72,562	133,221
Bolts and Nuts	*	*	*	52,072	76,842
Hoop	33,808	31,084	23,318	35,051	27,244
Nails, Screws, Rivets, and Washers	147,537	188,623	175,453	193,247	201,499
Pipes and Tubes	229,542	385,407	307,925	254,657	341,152
Rice-bowls	53,933	61,367	64,764	59,308	59,821
Sheets and Plates-					
Galvanised	703,537	720,545	1,055,596	786,202	1,253,768
Tinned	189,531	212,707	255,179	245,984	187,826
Not Galvanised or Tinned	43,367	37,459	28,248	30,550	28,100
Wire	20,516	24,144	29,979	31,973	34,868
Other manufactures of iron, or of iron mixed with steel	125,922	116,753	132,055	64,461	120,368
	2,020,326	2,253,860	2,523,408	2,271,794	2,878,888
Lead :					
Ore	3,860	3,521	4,040	2,947	2,435
Pig	15,843	16,262	13,135	21,378	19,241
Wrought :					
Sheets, Pipes, and Tubes	9,560	10,070	8,097	12,604	12,208
Sheets for tea chests	78,461	84,274	86,201	74,916	58,449
Other sorts	10,799	9,630	11,224	14,673	13,171
	116,523	123,757	122,705	126,518	105,504

* Not separately enumerated.

TOTAL QUANTITY of IMPORTS of MERCHANDISE—continued.

ARTICLES.	1902-03.	1903-04.	1904-05.	1905-06.	1906-07.
III.—METALS AND MANUFACTURES OF—continued.					
Metals—continued.					
Quicksilver Lb.	221,230	232,494	238,562	256,502	265,269
Steel:					
Angle, Channel, and Spring . . . Cwt.	222,753	282,017	308,086	454,718	445,867
Bars "	856,715	1,115,933	1,229,590	1,963,574	1,402,762
Beams, Pillars, Girders, and Bridge-work "	443,479	695,520	624,919	986,667	924,050
Cast "	16,189	15,928	24,369	72,827	48,039
Hoop "	317,815	419,761	317,302	416,428	387,134
Plates and sheets "	709,353	899,697	902,064	1,433,596	1,361,780
Other sorts "	853,848	1,097,843	825,292	372,464	682,994
	3,420,152	4,526,699	4,231,622	5,700,274	5,252,626
Tin:					
Unwrought (block) "	27,830	40,358	39,187	20,939	19,967
Wrought (including plates or sheets, not tinned iron) "	170	128	136	213	369
	28,000	40,486	39,323	21,152	20,336
Zinc or Spelter:					
Unwrought "	74,322	75,531	57,063	49,424	60,142
Wrought or manufactured "	23,380	23,662	25,038	24,353	28,476
Other sorts "	189	532	802	895	2,780
	97,891	99,725	82,903	74,672	91,398
Unenumerated "	7,149	9,392	15,975	22,370	18,626
Total Metals "	8,039,780	9,857,196	10,083,220	10,978,764	10,952,564
Hardware and Cutlery (including plated ware):					
Cutlery	—	—	—	—	—
Hardware:					
Agricultural Implements	—	—	—	—	—
Other implements and tools	—	—	—	—	—
Enamelled Iron Ware	—	—	—	—	—
Lamp Ware	—	—	—	—	—
Sewing machines No.	18,770	26,247	26,455	26,683	29,207
Other sorts	—	—	—	—	—
Machinery and Millwork:					
Steam Engines and parts:					
Locomotives (excluding those for Railways)	—	—	—	—	—
Other sorts	—	—	—	—	—
Agricultural (not being steam)	—	—	—	—	—
Not Steam Engines:					
Electrical	—	—	—	—	—
Mining	—	—	—	—	—
Textile	—	—	—	—	—
Other sorts	—	—	—	—	—
Railway Plant and Rolling-stock:					
Carriages and Trucks, and parts thereof	—	—	—	—	—
Locomotive Engines and Tenders, and parts thereof	—	—	—	—	—
Materials for Construction:					
Rails and Fish plates of steel and iron Cwt.	786,010	926,796	797,864	549,684	1,591,386
Sleepers and Keys "	189,641	81,552	126,980	456,799	303,003
Other sorts "	255,247	424,431	752,965	750,642	1,443,583
IV.—CHEMICALS, DRUGS, MEDICINES AND NARCOTICS, AND DYEING AND TANNING MATERIALS:					
Chemicals:					
Alum Cwt.	61,081	67,930	60,170	70,803	72,344
Arsenic "	2,957	2,380	1,882	2,490	1,925
Bleaching Materials "	*	*	*	38,758	60,901
Calcium Carbide "	*	*	*	8,552	8,370
Copperas "	17,727	25,979	20,240	25,193	20,680
Cyanide of Potassium "	*	*	*	4,587	5,093
Disinfectants "	*	*	*	14,515	15,833
Sal Ammoniac "	3,810	4,677	4,463	5,352	5,770
Soda Compounds:					
Soda Bicarbonate "	76,486	66,972	74,320	68,417	75,492
" Caustic "	*	*	*	60,613	84,020
Other sorts "	*	*	*	20,000	27,210
Sulphur (Brimstone) "	44,632	46,581	56,982	69,945	67,448
Sulphuric Acid "	50,204	74,666	64,362	56,602	64,401
Other sorts	—	—	—	—	—

* Not separately enumerated till April, 1905.

TOTAL VALUE of IMPORTS of MERCHANDISE—continued.

ARTICLES.	1902-03.	1903-04.	1904-05.	1905-06.	1906-07.
III.—METALS AND MANUFACTURES OF—continued.					
Metals—continued.	£	£	£	£	£
Quicksilver	25,776	26,776	26,051	26,642	27,146
Steel:					
Angle, Channel, and Spring	82,574	97,385	102,571	159,597	163,067
Bars	321,068	396,613	409,565	636,193	499,468
Beams, Pillars, Girders, and Bridgework	152,087	230,063	193,532	307,672	314,256
Cast	16,936	16,041	20,885	55,714	45,443
Hoop	142,298	186,616	137,430	178,033	175,955
Plates and sheets	326,386	402,281	389,368	642,927	655,754
Other sorts	329,341	418,351	306,873	177,343	312,637
	1,370,690	1,747,350	1,560,224	2,157,479	2,166,580
Tin:					
Unwrought (block)	169,731	260,840	261,228	169,469	192,638
Wrought (including plates or sheets, not tinned iron)	813	1,146	1,174	1,684	3,633
	170,544	261,986	262,402	161,153	196,271
Zinc or Spelter:					
Unwrought	63,398	74,829	61,411	61,396	87,272
Wrought or manufactured	30,378	31,116	35,373	37,050	46,730
Other sorts	171	474	713	882	4,011
	93,947	106,419	97,497	99,328	138,013
Unenumerated	37,595	43,587	48,050	74,940	81,673
Total Metals	5,331,336	6,152,568	6,212,559	6,028,472	6,693,300
Hardware and Cutlery (including plated ware):					
Cutlery	84,526	83,700	99,698	93,675	93,869
Hardware:					
Agricultural Implements	51,595	49,212	52,372	55,317	70,395
Other Implements and Tools	72,413	74,453	75,539	88,296	110,456
Enamelled Iron Ware	54,292†	120,881	113,386	88,249	125,264
Lamp Ware	†	†	†	116,812	157,069
Sewing Machines	46,894	67,231	67,108	72,403	78,648
Other sorts	1,023,058	1,156,410	1,178,064	995,737	1,133,304
	1,248,252	1,468,187	1,486,469	1,416,814	1,675,135
Machinery and Millwork:					
Steam Engines and parts:					
Locomotives (excluding those for Railways)	11,949	5,215	10,800	14,442	44,694
Other sorts	1,077,337	1,230,161	1,302,865	654,508	829,534
Agricultural (not being steam)	0	239	1,085	1,659	1,596
Not Steam Engines:					
Electrical	†	†	†	158,554	180,272
Mining	†	†	†	49,727	41,410
Textile	†	†	†	1,659,873	1,516,302
Other sorts	779,941	999,480	1,370,078	745,027	1,246,222
	1,869,227	2,235,095	2,684,823	3,283,788	3,860,030
Railway Plant and Rolling-stock:					
Carriages and Trucks, and parts thereof	260,544	183,842	185,606	263,063	1,010,275
Locomotive Engines and Tenders, and parts thereof	367,342	278,219	205,999	201,981	508,769
Materials for Construction:					
Rails and Fish-plates of steel and iron	252,885	283,198	256,446	167,447	584,745
Sleepers and Keys	55,712	19,958	29,643	121,200	91,121
Other sorts	137,998	169,426	262,078	328,054	577,350
	1,074,481	934,643	939,772	1,081,745	2,772,360
Total Value of Metals and Manufactures of	9,607,822	10,874,193	11,423,324	11,904,494	15,094,594
IV.—CHEMICALS, DRUGS, MEDICINES AND NARCOTICS, AND DYEING AND TANNING MATERIALS:					
Chemicals:					
Alum	18,789	20,500	18,390	21,204	21,294
Arsenic	3,998	3,107	2,508	3,263	2,946
Bleaching Materials	†	†	†	14,722	22,576
Calcium Carbide	†	†	†	7,396	7,504
Copperas	3,624	5,734	4,393	5,906	6,158
Cyanide of Potassium	†	†	†	17,366	19,462
Disinfectants	†	†	†	16,270	18,338
Sal Ammoniac	7,288	9,354	8,867	10,543	11,262
Soda Compounds:					
Soda Bicarbonate	30,699	26,650	29,571	26,599	28,561
" Caustic	†	†	†	39,048	46,872
Other Sorts	†	†	†	6,300	7,895
Sulphur (Brimstone)	15,275	15,739	17,823*	22,377	21,698
Sulphuric Acid	36,254	53,072	44,856	41,330	43,984
Other sorts	252,214	259,301	282,415	227,152	199,348
	368,141	393,457	408,823	459,476	458,386

* Not separately enumerated till October, 1902.

† " " " " April, 1905.

TOTAL QUANTITY OF IMPORTS OF MERCHANDISE—continued.

ARTICLES.	1902-03.	1903-04.	1904-05.	1905-06.	1906-07.
IV.—CHEMICALS, DRUGS, MEDICINES AND NARCOTICS, AND DYEING AND TANNING MATERIALS					
<i>—continued.</i>					
Drugs, Medicines, and Narcotics:					
Aloes Cwt.	649	831	1,044	983	501
Asafetida Lb.	3,887	13,343	8,330	4,530	6,062
Camphor Cwt.	1,171,880	1,091,108	1,169,238	703,736	849,261
Cassia Lignea Cwt.	24,075	21,738	23,929	27,716	23,421
Cocaine Oz.	*	1,400	5,431	2,842	1,771
Galangal Cwt.	5,202	5,174	5,076	3,968	3,918
Proprietary and Patent Medicines Lb.	61,067	51,863	68,648	68,953	71,237
Quinine Lb.	—	—	—	—	—
Other sorts	—	—	—	—	—
Opium Lb.	341	252	347	268	259
Tobacco:					
Unmanufactured	505,191	558,026	801,943	679,273	1,350,390
Manufactured:					
Cigars	84,666	108,073	118,020	101,293	111,536
Cigarettes	1,724,050	2,240,179	2,518,659	3,119,071	2,912,841
Other sorts	1,885,803	1,788,854	1,644,567	1,611,568	1,560,972
	4,199,710	4,695,132	5,083,189	5,511,205	5,935,789
Dyeing and Tanning Materials:					
Alizarine Dyes Lb.	4,830,447	6,699,635	5,875,708	6,297,577	5,732,895
Aniline Cwt.	4,273,130	5,482,964	4,829,369	5,308,207	6,003,849
Cochineal Cwt.	1,697	1,156	1,380	1,990	1,533
Gambier	26,270	27,436	31,085	29,111	28,436
Indigo	1,064	219	1,427	1,244	2,392
Saffron	295	341	547	369	390
Other sorts	12,583	8,166	7,526	15,550	11,545
V.—OILS:					
Oils:					
Animal Gals.	353,170	389,256	325,298	534,902	584,428
Essential	8,602	10,406	11,929	10,161	10,479
Mineral:					
Fuel Oils:					
Kerosene	81,451,255	71,558,593	76,190,067	50,946,017	52,037,693
Lubricating Oils	†	†	†	1,329,194	352,312
Other sorts (including Paraffin Wax) { and Cwt.	7,421,989 343	8,963,341 164	7,441,100 228	8,853,403 726	9,534,832 1,676
	88,873,244 343	80,521,934 164	83,631,167 228	61,206,544 726	63,186,902 1,676
Vegetable, not Essential:					
Cocanut Gals.	796,872	248,913	342,700	543,347	999,556
Linseed	232,608	270,811	315,924	263,600	304,486
Other sorts	88,647	67,710	68,184	94,558	164,682
	1,118,127	587,434	726,808	901,505	1,468,724
Total Quantity of Oils { Gals. and Cwt.	90,353,143 343	81,509,030 164	84,695,202 228	62,653,112 726	65,250,533 1,676
VI.—RAW MATERIALS AND UNMANUFACTURED ARTICLES:					
Bristles and fibre for brushes and brooms Cwt.	201	214	1,099	697	599
Canes and Rattans	33,941	33,483	36,594	34,939	38,406
Coal:					
Coal Tons	187,603	173,887	241,063	172,691	244,959
Coke	4,945	6,153	7,294	5,236	9,755
Patent fuel	4,900	0	4,036	2,008	2,489
	197,448	180,040	252,393	179,935	257,203
Cotton:					
Asiatic Cwt.	36,815	6,806	11,293	12,494	21,952
Other than Asiatic	30,724	11,473	181,261	148,982	94,246
	67,539	18,279	192,554	161,476	116,198
Fodder, bran, and cattle-food of all kinds Cwt.	30,122	32,021	67,090	43,118	52,241
Gums and Resins:					
Arabic Cwt.	1,146	2,404	4,691	11,305	10,127
Benjamin	13,052	13,377	15,319	16,090	16,136
Olibanum or Frankincense	28,582	52,913	41,973	40,933	32,582
Rosin	46,261	92,750	49,003	64,692	96,486
Other sorts	16,082	18,351	21,780	20,842	13,101
	105,123	179,795	132,766	153,772	168,432
Hemp, Raw	13,238	15,387	14,672	19,347	22,513
Hides and Skins, Raw:					
Hides { No. =Cwt.	58,989 4,992	42,370 3,859	66,730 6,393	76,212 7,338	37,378 3,489
Skins { No. =Cwt.	1,298,277 29,249	974,934 20,866	1,326,323 21,761	46,682 25,350	1,266,060 27,191
	1,357,266 34,241	1,017,304 24,725	1,393,053 28,154	122,894 32,683	1,303,338 30,680

* Not separately enumerated till September, 1903.
† " " " " April, 1905.

TOTAL VALUE of IMPORTS of MERCHANDISE—continued.

ARTICLES.	1902-03.	1903-04.	1904-05.	1905-06.	1906-07.
IV.—CHEMICALS, DRUGS, MEDICINES AND NARCOTICS, AND DYEING AND TANNING MATERIALS —continued.					
Drugs, Medicines, and Narcotics :	£	£	£	£	£
Aloes	782	954	1,266	1,154	533
Asafetida	11,946	32,636	20,238	12,784	16,176
Camphor	94,354	86,710	107,803	89,273	153,319
Cassia lignea	40,127	38,668	43,499	51,319	46,171
Cocaine	†	1,229	3,994	2,262	1,333
Galangal	2,649	2,323	1,852	1,197	1,425
Proprietary and Patent Medicines	†	†	†	90,377	116,003
Quinine	48,624	41,555	46,153	42,978	41,895
Other sorts	226,101	250,060	246,788	158,625	143,585
	424,583	454,135	471,595	449,959	520,440
Opium	291	240	264	253	256
Tobacco :					
Unmanufactured	22,429	20,542	23,212	27,681	39,791
Manufactured :					
Cigars	19,161	22,788	25,064	23,276	26,889
Cigarettes	157,630	196,955	233,879	299,846	306,491
Other sorts	98,461	90,987	88,702	89,784	89,054
	297,681	331,272	370,857	440,587	462,225
Dyeing and Tanning Materials :					
Alizarine Dyes	165,040	227,335	203,693	213,845	189,177
Aniline	271,608	323,800	272,676	291,409	310,337
Cochineal	7,900	7,961	14,861	23,560	17,505
Gambier	37,958	41,688	44,430	39,189	43,196
Indigo	10,800	1,730	17,452	7,483	6,477
Saffron	30,394	40,347	57,246	34,075	41,822
Other sorts	16,708	11,900	7,509	22,460	22,593
	540,408	654,761	617,867	631,521	631,107
Total Value of Chemicals, Drugs, Medicines and Narcotics, and Dyeing and Tanning Materials	1,631,104	1,833,865	1,869,406	1,981,796	2,072,424
V.—OILS :					
Oils :					
Animal	27,111	29,681	23,740	30,824	38,044
Essential	9,348	11,876	13,666	12,167	13,567
Mineral :					
Fuel Oils	†	†	†	9,463	2,608
Kerosene	2,097,398	2,050,532	1,983,722	1,191,171	1,307,972
Lubricating Oils	†	†	†	268,891	290,417
Other sorts (including Paraffin Wax)	212,302	249,025	232,981	21,159	16,981
	2,309,700	2,299,557	2,216,703	1,490,704	1,617,978
Vegetable, not Essential :					
Cocoanut	88,061	22,483	36,411	59,986	124,688
Linseed	33,628	32,660	31,903	26,961	33,263
Other sorts	8,815	6,492	6,339	9,206	17,631
	130,404	61,635	74,653	96,053	175,582
Total Value of Oils	2,476,563	2,402,749	2,328,762	1,629,748	1,845,171
VI.—RAW MATERIALS AND UNMANUFACTURED ARTICLES :					
Bristles and fibre for brushes and brooms	551	615	1,990	1,164	1,681
Canes and Rattans	22,791	20,246	21,280	22,003	25,712
Coal :					
Coal	228,570	210,387	271,982	198,738	297,192
Coke	12,091	14,794	17,107	12,034	22,649
Patent fuel	6,860	0	7,341	3,347	4,156
	247,521	225,181	296,430	214,119	323,997
Cotton :					
Asiatic	40,961	9,640	16,224	23,273	40,052
Other than Asiatic	72,087	23,890	409,469	336,946	265,879
	113,048	33,530	425,693	360,219	305,931
Fodder, bran, and cattle food of all kinds	8,140	6,542	12,707	9,409	10,810
Gums and Resins :					
Arabic	1,433	2,421	4,181	10,292	10,285
Benjamin	24,238	25,611	29,854	27,643	28,704
Olibanum or Frankincense	25,285	46,633	37,115	34,674	27,472
Rosin	12,699	34,005	19,872	36,752	58,804
Other sorts	14,488	15,250	18,282	20,924	14,207
	78,143	123,920	109,314	130,285	130,472
Hemp, Raw	28,622	28,834	28,583	43,518	46,308
Hides and Skins, Raw :					
Hides	10,199	7,542	12,502	14,783	86,400
Skins	79,440	54,958	67,483	73,210	7,695
	89,639	62,500	79,985	87,993	94,095

* Not separately enumerated till September, 1903.

† " " " " April, 1905.

TOTAL QUANTITY of IMPORTS of MERCHANDISE—continued.

ARTICLES.	1902-03.	1903-04.	1904-05.	1905-06.	1906-07.
VI.—RAW MATERIALS AND UNMANUFACTURED ARTICLES—continued.					
Horn and Hornmeal - Cwt.	382	353	270	316	267
Ivory - Lb.	301,963	305,318	278,702	242,309	208,751
Jewellery &c. :					
Precious Stones and Pearls, unset -	—	—	—	—	—
Lac, stick - Cwt.	6,546	5,060	2,815	10,199	4,034
Manures (except Oilcake) - Tons.	437	843	548	608	936
Pitch, Tar, and Dammer - Cwt.	178,250	215,842	230,932	246,630	277,591
Plants, Living -	—	—	—	—	—
Rags and other paper-making material - Cwt.	3,307	5,739	4,665	5,277	9,476
Seeds :					
Essential - Cwt.	9,663	11,651	7,592	9,415	11,828
Linseed - "	6,305	8,124	5,278	5,731	5,980
Poppy - "	2,049	1,954	357	151	195
Rape - "	3,856	0	78	3,179	0
Til or Jinjili - "	20,280	12,599	4,258	6,333	14,549
Other sorts - "	7,218	7,338	8,134	10,324	9,516
"	49,371	41,666	25,697	35,133	42,066
Shells and Cowries :					
Cowries - Cwt.	31,342	14,025	13,708	21,405	18,638
Tortoise-shell - Lb.	17,787	20,998	16,706	20,338	15,643
Other Shells - Cwt.	8,913	13,927	20,901	21,470	27,002
Silk - Lb.	1,639,189	1,544,315	1,858,709	1,645,696	1,422,467
Specimens illustrative of Natural Science					
Stone and Marble - Cwt.	298,433	362,554	204,205	264,041	285,409
Tallow - "	12,926	21,002	27,467	34,126	36,837
Wax (excluding Candles) - "	148	668	391	272	387
Wood :					
Teak - Cubic Tons	32,081	34,588	46,915	71,676	61,696
Other Timber - "	17,415	23,008	28,330	37,745	33,025
Firewood - Tons	1,007	790	684	821	726
Ornamental :					
Sandal -	—	—	—	—	—
Other sorts -	—	—	—	—	—
Wool - Lb.	2,756,071	2,075,437	2,117,734	2,908,039	2,451,237
All other Articles -	—	—	—	—	—
VII.—ARTICLES MANUFACTURED AND PARTLY MANUFACTURED :					
Yarns and Textile Fabrics :					
Cotton :					
Twist and Yarn - Lb.	33,681,300	28,616,565	30,575,855	45,776,742	37,673,288
Piece goods :					
Grey (unbleached) - Yards	1,283,680,181	1,085,115,662	1,210,163,948	1,348,836,146	1,298,483,236
White (bleached) - "	389,978,246	466,338,378	584,298,179	572,749,710	494,966,685
Coloured, printed, or dyed - "	433,661,876	481,269,246	493,919,029	541,646,623	524,750,343
"	2,107,320,303	2,052,723,286	2,288,381,156	2,463,232,479	2,318,200,264
Canvas - Yards	80,567	116,612	151,797	193,163	199,988
Handkerchiefs and Shawls in the piece - No.	11,417,343	18,323,729	14,366,998	18,390,590	25,908,216
Hosiery, pure and mixed -	—	—	—	—	—
Lace and Patent Net - Yards	2,414,959	2,143,650	1,578,407	2,156,922	1,230,307
Rope - Lb.	213,943	251,812	310,513	411,148	469,807
Thread, sewing - "	1,181,143	1,074,415	1,138,601	1,292,104	1,279,697
Other sorts - "	4,961,856	7,454,746	12,284,087	13,336,549	14,124,901
Flax :					
Twist and Yarn - Lb.	23,508	25,089	36,457	20,273	28,987
Canvas					
Piece goods - Yards	1,665,321	1,911,047	2,238,256	2,070,688	1,886,927
Thread, sewing - Lb.	1,555,582	1,649,378	1,690,841	1,876,129	1,427,388
Other sorts (including bags and sacks) - "	99,969	92,336	94,119	116,197	111,236
"	171,393	217,508	189,497	202,564	231,161
Hemp (excluding cordage) :					
Cloth, &c. - Yards	198,040	145,456	209,652	96,367	52,992

TOTAL VALUE of IMPORTS of MERCHANDISE—continued.

ARTICLES.	1902-03.	1903-04.	1904-05.	1905-06.	1906-07.
VI.—RAW MATERIALS AND UNMANUFACTURED ARTICLES—continued.					
Horn and Hornmeal	£ 2,405	£ 5,003	£ 4,248	£ 4,621	£ 5,231
Ivory	117,135	121,384	105,203	96,825	84,784
Jewellery, &c.:					
Precious Stones and Pearls, unset	763,498	1,014,367	585,072	394,080	622,540
Lac, stick	14,968	14,979	12,603	42,300	21,710
Manures (except Oilcake)	2,144	4,430	3,399	2,768	3,674
Pitch, Tar, and Dammer	49,807	63,548	61,628	65,584	75,983
Plants, Living	1,819	2,094	2,419	2,064	4,039
Rags and other paper-making materials	2,114	3,434	2,949	3,360	5,745
Seeds:					
Essential	9,086	11,027	6,750	8,199	11,304
Linseed	3,423	3,505	1,983	2,463	3,134
Poppy	1,096	864	141	63	112
Rape	1,802	0	36	1,213	0
Til or Jinjili	10,706	5,899	1,790	2,609	7,438
Other sorts	10,062	10,236	11,955	13,355	14,384
	36,175	31,531	22,655	27,902	36,372
Shells and Cowries:					
Cowries	7,380	3,317	3,436	5,447	4,590
Tortoise-shell	11,083	2,405	1,973	3,182	2,000
Other Shells	2,550	8,988	23,159	21,990	26,568
	21,013	14,710	28,568	30,619	33,178
Silk	367,743	395,302	489,408	474,603	378,685
Specimens illustrative of Natural Science	697	3,525	597	940	601
Stone and Marble	18,789	21,737	18,168	30,110	27,226
Tallow	25,627	39,542	45,337	54,447	60,989
Wax (excluding candles)	499	2,488	1,240	909	1,653
Wood:					
Teak	166,421	203,713	283,079	414,489	404,770
Other Timber	55,493	79,425	104,528	133,595	123,745
Firewood	771	743	658	669	647
Ornamental:					
Sandal	2,540	3,465	2,811	4,837	4,954
Other sorts	1,262	361	499	2,613	5,374
	226,487	287,707	391,576	556,203	539,490
Wool	53,228	44,066	45,376	61,226	57,633
All other Articles	22,417	21,620	19,642	22,724	24,597
Total Value of Raw Materials and Unmanufactured Articles	2,314,521	2,592,835	2,816,070	3,240,895	2,932,141
VII.—ARTICLES MANUFACTURED AND PARTLY MANUFACTURED:					
Yarns and Textile Fabrics:					
Cotton:					
Twist and Yarn	1,531,725	1,428,050	1,658,432	2,283,599	2,148,773
Piece Goods:					
Grey (unbleached)	10,307,902	8,845,029	10,923,478	12,621,583	12,471,604
White (bleached)	3,406,187	4,137,771	5,508,589	5,649,036	4,919,696
Coloured, printed, or dyed	4,399,568	5,327,456	6,057,850	6,365,048	6,371,593
	18,113,657	18,310,256	22,489,917	24,635,667	23,762,893
Canvas	2,379	2,599	6,703	6,242	5,463
Handkerchiefs and Shawls in the piece	89,281	175,296	166,660	233,089	241,498
Hosiery, pure and mixed	214,207	334,620	449,642	420,112	374,183
Lace and Patent Net	82,108	34,299	26,101	32,003	29,447
Rope	8,338	10,248	13,374	17,486	21,927
Thread, sewing	150,139	146,586	151,881	170,763	176,095
Other sorts	155,274	231,764	401,831	496,437	518,047
	18,765,883	19,245,668	23,706,109	26,011,799	25,129,553
Flax:					
Twist and Yarn	1,198	1,065	1,171	818	931
Canvas	68,467	73,183	83,918	76,046	76,040
Piece goods	37,121	39,922	39,644	41,681	36,496
Thread, sewing	7,784	6,241	6,634	7,376	8,290
Other sorts (including bags and sacks)	9,520	11,497	11,303	11,678	13,399
	122,892	130,843	141,499	136,781	134,225
Hemp (excluding cordage):					
Cloth, &c.	5,194	4,628	5,282	3,004	2,155

TOTAL QUANTITY of IMPORTS of MERCHANDISE—continued.

ARTICLES.	1902-03.	1903-04.	1904-05.	1905-06.	1906-07.
VII.—ARTICLES MANUFACTURED AND PARTLY MANUFACTURED—continued.					
Yarns and Textile Fabrics—continued.					
* Note:					
Twist and Yarn Lb.	55,201	22,240	24,466	7,144	10,833
Gunny Bags No.	4,038,410	4,333,695	4,284,370	4,521,649	4,425,893
" Cloth Yards	184,743	210,383	79,222	134,885	129,583
" Canvas "	1,204,031	1,364,675	1,349,353	1,377,102	1,243,824
Rope and Twine Cwt.	349	810	567	829	844
Other kinds "	905	1,271	1,130	1,179	1,469
Silk:					
Piece goods Yards	15,041,283	17,872,254	18,886,202	15,525,281	16,403,750
Goods of silk mixed with other materials "	3,716,603	4,390,455	5,970,998	4,717,631	4,110,233
Silk Yarn, Noils and Warps Lb.	4,121	3,609	5,594	1,006,909	670,616
Thread, sewing "	904,297	816,521	1,027,338	2,683	1,417
Other sorts "				41,411	24,164
Wool:					
Braids Lb.	194,483	201,690	258,181	171,584	170,814
Carpets and rugs "	542,735	887,192	1,421,089	1,398,005	1,016,055
Hosiery "	*	*	*	333,771	287,544
Piece goods Yards	10,863,495	15,335,393	23,742,250	19,980,990	15,322,617
Shawls No.	833,637	1,806,263	2,481,049	1,112,858	790,118
Yarn and Knitting Wool Lb.	*	*	*	599,093	979,024
Other sorts "	1,308,602	2,091,101	2,516,991	1,213,614	968,527
Apparel:					
Apparel (including drapery, uniforms, &c., but excluding hosiery)	—	—	—	—	—
Boots and Shoes Pairs	853,359	1,186,607	1,613,215	1,603,437	1,277,919
Gold and Silver Thread	—	—	—	—	—
Haberdashery and Millinery	—	—	—	—	—
Hats, Caps, Bonnets and Hatters' Ware	—	—	—	—	—
Arms, Ammunition, and Military Stores:					
Fire-arms and parts thereof	—	—	—	—	—
Gunpowder, common Lb.	188,910	167,299	405,200	89,927	145,795
" sporting "	120,645	113,984	133,572	123,900	103,246
Dynamite and other Explosives Cwt.	14,422	10,564	12,817	7,805	15,612
Other sorts	—	—	—	—	—
Art, works of					
Books and Printed Matter (including maps and charts) Cwt.	25,578	35,594	31,435	21,394	22,032
Building and Engineering Materials:					
Asphalt Cwt.	23,828	32,100	66,561	44,973	102,765
Bricks and Tiles No.	7,765,469	7,135,872	9,425,530	12,549,196	14,922,191
Cement Cwt.	646,356	933,785	1,242,260	1,788,428	1,714,506
Chalk and Lime "	31,564	36,210	27,386	51,529	23,896
Clay "	35,290	51,852	42,297	57,474	56,889
Earthenware Piping "	23,639	32,132	37,451	62,623	31,347
Other sorts "	15,982	31,651	10,271	22,418	48,505
Cabinet-ware and Furniture					
Candles Lb.	3,141,863	3,063,427	2,880,165	3,011,901	2,410,464
Caoutchouc, manufactures of	—	—	—	—	—
Carriages, Carts, &c. (excluding railway carriages), and parts thereof:					
Carriages and Carts	—	—	—	—	—
Cycles	—	—	—	—	—
Motor Cars and Motor Cycles	—	—	—	—	—
Chinese and Japanese-ware (including lacquered-ware, but not earthenware and porcelain)					
Clocks and Watches No.	380,991	424,982	551,879	557,726	404,605
Coir (excluding rope) Cwt.	4,950	5,083	4,191	3,940	5,323

* Not separately enumerated till April, 1905.

TOTAL VALUE OF IMPORTS OF MERCHANDISE—continued.

ARTICLES.	1902-03.	1903-04.	1904-05.	1905-06.	1906-07.
VII.—ARTICLES MANUFACTURED AND PARTLY MANUFACTURED—continued.					
Yarns and Textile Fabrics—continued.					
Jute:	£	£	£	£	£
Twist and Yarn	739	326	338	93	209
Gunny Bags	35,875	40,672	43,039	51,046	49,969
" Cloth	1,557	1,706	815	1,607	1,604
Canvas	22,511	26,083	26,715	29,176	28,377
Rope and Twine	816	2,042	1,762	2,752	2,529
Other kinds	3,016	4,342	4,871	5,248	5,316
	63,775	74,845	77,202	89,729	87,795
Silk:					
Piece goods	741,355	807,739	831,629	759,457	819,033
Goods of silk mixed with other materials.	182,105	224,485	292,349	230,635	205,208
Silk Yarn, Noils and Warps	*	*	*	264,970	185,424
Thread, sewing	1,778	1,783	2,326	1,330	841
Other sorts	162,977	188,308	285,796	11,281	6,191
	1,088,215	1,222,315	1,412,100	1,267,673	1,216,697
Wool:					
Braids	19,627	19,032	28,983	21,404	20,414
Carpets and Rugs	38,420	59,783	93,243	96,475	70,445
Hosiery	*	*	*	60,380	53,708
Piece goods	636,797	900,369	1,296,924	1,123,087	930,175
Shawls	133,531	271,559	407,495	184,058	105,962
Yarn and Knitting Wool	*	*	*	66,612	138,876
Other sorts	108,899	188,835	224,307	64,846	48,531
	937,274	1,439,578	2,050,952	1,616,792	1,368,111
Total Yarns and Textile Fabrics	22,516,895	23,547,318	29,053,085	31,410,288	30,088,449
Apparel:					
Apparel (including drapery, uniforms, &c., but excluding hosiery)	1,042,164	1,144,288	1,262,733	415,012	312,267
Boots and Shoes	145,356	186,217	230,576	229,694	193,873
Gold and Silver Thread	*	*	*	210,886	221,765
Haberdashery and Millinery	*	*	*	572,013	623,924
Hats, Caps, Bonnets and Hatters' Ware	*	*	*	51,287	56,398
	1,187,520	1,330,505	1,493,309	1,478,892	1,408,227
Arms, Ammunition, and Military Stores:					
Fire-arms and parts thereof	40,672	37,413	39,432	42,334	48,079
Gunpowder, common	4,690	3,951	9,498	2,776	4,187
" sporting	9,188	9,312	10,985	11,283	8,414
Dynamite and other Explosives	71,935	66,646	85,457	47,198	82,428
Other sorts	39,422	45,173	42,442	43,306	48,934
	165,907	162,495	187,814	146,897	192,042
Art, works of	32,975	39,162	38,409	57,348	48,671
Books and Printed Matter (including maps and charts)	174,354	189,615	213,050	216,577	202,680
Building and Engineering Materials:					
Asphalt	4,031	5,655	11,222	9,224	20,289
Bricks and Tiles	43,399	34,441	39,591	50,238	70,971
Cement	88,278	124,477	163,643	214,059	205,832
Chalk and Lime	2,274	2,266	1,765	2,304	1,381
Clay	4,684	6,271	4,834	6,419	6,437
Earthenware Piping	5,311	7,627	8,857	14,454	5,809
Other sorts	3,759	10,653	5,470	9,911	21,500
	151,736	191,390	235,382	306,609	332,219
Cabinet-ware and Furniture	80,422	90,085	92,169	105,144	102,964
Candles	64,093	63,567	56,373	57,866	48,829
Caoutchouc, manufactures of	43,320	46,867	50,456	51,927	66,935
Carriages, Carts, &c. (excluding railway carriages), and parts thereof:					
Carriages and Carts	248,839	290,258	366,807	169,776	184,599
Cycles	*	*	*	107,469	133,999
Motor Cars and Motor Cycles	*	*	*	234,830	297,839
	248,839	290,258	366,807	512,075	616,437
Chinese and Japanese-ware (including lacquered-ware, but not earthenware and porcelain)	13,429	11,706	15,453	14,713	11,380
Clocks and Watches	110,284	115,841	128,256	124,711	122,880
Coir (excluding rope)	2,888	3,279	2,888	2,573	3,240

* Not separately enumerated till April, 1905.

TOTAL QUANTITY of IMPORTS of MERCHANDISE—concluded.

ARTICLES.	1902-03.	1903-04.	1904-05.	1905-06.	1906-07.
VII.—ARTICLES MANUFACTURED AND PARTLY MANUFACTURED—concluded.					
Coral Lb.	283,580	179,033	191,942	127,925	98,171
Cordage and Rope of vegetable fibre (excluding jute) Cwt.	15,544	15,184	22,163	18,079	15,904
Corks " 862	862	940	1,095	1,227	1,078
Earthenware (excluding piping) and Porcelain	—	—	—	—	—
Fireworks	—	—	—	—	—
Glass:					
Bangles	—	—	—	—	—
Beads and False Pearls Cwt.	14,437	22,245	24,163	15,707	22,520
Bottles, common " 69,862	69,862	69,695	70,591	68,696	65,785
Lampware	—	—	—	—	—
Sheet and Plate Supl. Feet	10,032,094	10,676,259	9,540,105	17,301,555	13,769,052
Other glass ware	—	—	—	—	—
Hides and Skins:					
Hides, dressed or tanned { = No. 34,231	34,231	22,789	27,767	29,052	22,216
. { = Cwt. 2,623	2,623	1,746	1,921	2,435	1,341
Skins, dressed or tanned { = No. 267,653	267,653	301,815	289,617	302,575	326,892
. { = Cwt. 1,743	1,743	2,014	2,055	1,672	1,909
. { = No. 301,884	301,884	324,604	317,384	331,633	349,108
. { = Cwt. 4,366	4,366	3,760	3,976	4,107	3,250
Instruments, Apparatus, and Appliances, and parts thereof:					
Electrical	—	—	—	—	—
Musical	—	—	—	—	—
Optical	—	—	—	—	—
Photographic	—	—	—	—	—
Scientific, Philosophical, &c.	—	—	—	—	—
Surgical	—	—	—	—	—
Typewriters	1,643	2,363	2,600	2,507	3,794
Ivory, manufactured	—	—	—	—	—
Jewellery, &c.:					
Jewellery	—	—	—	—	—
Plate	—	—	—	—	—
Leather:					
Unwrought Cwt.	4,353	2,227	2,146	2,244	2,796
Saddlery and Harness	—	—	—	—	—
Other sorts (excluding boots and shoes)	—	—	—	—	—
Matches	—	—	—	—	—
Mats and Matting Sq. Yds.	1,671,820	1,712,764	2,455,889	1,700,806	1,064,313
Oil and Floor Cloth " 899,707	899,707	737,020	952,636	1,174,716	1,057,455
Paints and Colours Cwt.	223,988	199,733	229,679	220,532	282,497
Painters' Materials	—	—	—	—	—
Paper and Pasteboard:					
Printing Paper Cwt.	131,364	113,305	160,182	156,771	224,171
Writing Paper and Envelopes	—	—	—	—	—
Other kinds of Paper Cwt.	96,260	97,972	228,932	322,673	326,240
Pasteboard, Millboard, &c. " 26,857	26,857	30,304	31,858	38,948	37,924
Perfumery	—	—	—	—	—
Printing and Lithographing materials (other than paper)	—	—	—	—	—
Ships, parts of	—	—	—	—	—
Soap Cwt.	134,598	161,224	164,624	188,641	183,998
Stationery (excluding paper)	—	—	—	—	—
Sticks and Whips (including fishing rods and lines)	—	—	—	—	—
Tea-chests (entire or in sections)	—	—	—	—	—
Telegraphs, Materials for construction of	—	—	—	—	—
Toys and Requisites for Games	—	—	—	—	—
Umbrellas No.	2,214,829	2,706,941	2,129,463	2,091,976	1,845,280
Umbrella Fittings	—	—	—	—	—
Wood, manufactures of	—	—	—	—	—
Articles (not specified) imported by Post	—	—	—	—	—
All other Articles	—	—	—	—	—

* Not separately enumerated.

TOTAL VALUE of IMPORTS of MERCHANDISE—concluded.

ARTICLES.	1902-03.	1903-04.	1904-05.	1905-06.	1906-07.
VII.—ARTICLES MANUFACTURED AND PARTLY MANUFACTURED—concluded.	£	£	£	£	£
Coral	36,484	27,323	36,053	28,691	21,852
Cordage and Rope of vegetable fibre (excluding jute)	41,980	39,359	42,177	45,053	45,803
Corks	7,569	8,646	9,020	9,235	8,683
Earthenware (excluding piping) and Porcelain	182,843	186,669	195,454	224,052	259,988
Fireworks	20,128	30,202	37,266	27,772	38,747
Glass :					
Bangles	*	*	*	258,448	285,237
Beads and False Pearls	110,088	135,023	166,177	113,470	160,163
Bottles, common	45,909	42,830	42,620	41,537	43,376
Lampware	*	*	*	36,779	46,276
Sheet and Plate	69,006	65,341	62,008	110,078	82,992
Other glass ware	405,543	418,190	479,659	184,495	189,563
	630,546	661,384	750,473	749,807	807,607
Hides and Skins :					
Hides, dressed or tanned	17,383	11,956	13,868	18,154	11,721
Skins, dressed or tanned	42,731	47,433	48,731	51,076	64,467
	60,114	59,389	62,599	69,230	76,188
Instruments, Apparatus and Appliances, and parts thereof :					
Electrical	*	*	*	205,734	371,859
Musical	74,385	81,542	87,849	88,542	134,778
Optical	*	*	*	23,211	31,505
Photographic	49,312	48,713	51,294	54,472	63,102
Scientific, Philosophical, &c.	252,871	285,583	325,208	152,744	107,625
Surgical	*	*	*	47,179	52,951
Typewriters	22,098	29,122	31,627	36,697	47,304
	398,666	444,960	495,978	608,579	799,124
Ivory, manufactured	11,988	15,721	18,813	16,113	14,999
Jewellery, &c. :					
Jewellery	195,010	77,905	91,827	106,810	87,609
Plate	28,916	22,361	24,716	32,222	35,639
	223,926	100,266	116,543	139,032	123,148
Leather :					
Unwrought	44,098	25,413	24,811	28,307	33,627
Saddlery and Harness	35,239	38,677	38,802	46,316	35,103
Other sorts (excluding boots and shoes)	92,460	110,552	104,514	129,432	148,515
	171,797	174,642	168,127	204,055	217,245
Matches	311,758	337,404	326,352	392,217	420,849
Mats and Matting	14,954	17,944	19,612	17,116	14,117
Oil and Floor Cloth	33,654	27,853	37,175	39,778	41,354
Paints and Colours	214,227	211,122	237,379	249,592	281,368
Painters' Materials	63,184	73,457	75,420	78,765	96,942
Paper and Pasteboard :					
Printing Paper	118,193	106,675	144,540	142,164	188,909
Writing Paper and Envelopes	119,907	124,065	126,323	127,674	151,114
Other kinds of Paper	96,856	100,948	130,698	176,051	171,691
Pasteboard, Millboard, &c.	14,915	16,805	18,592	23,443	22,360
	349,871	347,893	420,153	469,332	534,074
Perfumery	14,674	20,871	18,827	19,264	17,420
Printing and Lithographing materials (other than paper)	39,585	47,139	44,997	51,892	58,507
Ships, parts of	54,118	183,949	166,533	70,754	29,283
Soap	151,187	177,112	181,580	212,726	215,210
Stationery (excluding paper)	223,431	247,203	245,191	251,362	269,356
Sticks and Whips (including fishing rods and lines)	7,200	9,457	10,146	9,677	9,037
Tea-chests (entire or in sections)	87,577	92,232	139,102	127,868	157,141
Telegraphs, Materials for construction of	1,153	1,560	504	24	9,898
Toys and Requisites for Games	151,337	181,941	184,914	194,104	190,780
Umbrellas	125,710	163,925	126,338	131,951	125,729
Umbrella fittings	*	*	*	95,510	157,579
Wood, manufactures of	33,009	49,882	45,621	50,059	34,666
Articles (not specified) imported by Post	502,677	377,745	453,374	534,585	830,117
All other Articles	236,455	291,879	286,960	307,898	321,673
Total Value of Articles Manufactured and partly Manufactured	29,194,464	30,691,215	36,895,134	39,912,313	39,473,487
GRAND TOTAL	52,525,272	56,548,862	64,452,192	68,722,713	72,205,055

* Not separately enumerated.

TOTAL QUANTITY of EXPORTS of ARTICLES of FOREIGN MERCHANDISE (Re-exports).

ARTICLES.	1902-03.	1903-04.	1904-05.	1905-06.	1906-07.
I.—ANIMALS, LIVING :					
Horses No.	60	68	182	78	177
Other kinds "	130	261	42	9	3
Total Number of Animals, Living "	190	329	224	87	180
II.—ARTICLES OF FOOD AND DRINK :					
Coffee Cwt.	2,078	1,360	630	2,226	1,361
Grain and Pulse :					
Rice not in the husk Cwt.	9,407	3,583	2,841	2,351	8,080
Other sorts "	3,399	1,085	902	5,370	12,156
	12,806	4,668	3,743	7,721	20,236
Liquors :					
Ale, Beer, Porter, Cider, &c. Gals.	15,897	13,609	2,882	14,435	6,258
Spirits and Liqueurs :					
Brandy "	1,620	995	2,429	1,913	815
Whisky "	1,984	2,020	2,592	1,611	1,812
Other sorts "	379	479	366	427	1,141
	3,983	3,494	5,387	3,951	3,768
Wines "	1,512	2,103	1,289	1,306	1,368
Total Liquors "	21,392	19,206	9,558	19,692	11,394
Provisions :					
Fishmaws and Sharkfins Lb.	1,391,309	1,878,342	1,577,108	1,336,804	1,350,020
Fish dry, salted, and unsalted "	200,774	377,384	471,952	644,688	332,948
Fruits and Vegetables—dried, salted, or preserved Cwt.	62,998	39,375	36,252	45,445	63,467
Other sorts "	3,952	4,995	2,718	2,695	6,904
Spices :					
Cardamoms Lb.	26,066	14,505	6,596	15,271	3,699
Cloves "	1,033,346	716,691	1,110,469	992,001	286,925
Other sorts "	131,503	50,732	61,752	93,247	90,445
	1,190,915	781,928	1,178,817	1,100,519	381,069
Sugar :					
Refined or crystallised, including sugar-candy and confectionery Cwt.	80,876	40,802	88,757	185,745	165,104
Tea :					
Black * Lb. }	1,606,906	831,431	588,259	708,829	475,576
Green * " }		57,725	338,554	72,729	26,001
	1,606,906	889,156	926,813	781,558	501,577
Other articles	—	—	—	—	—
III.—METALS AND MANUFACTURES OF :					
Metals :					
Brass, Wrought Cwt.	351	323	320	4,132	4,713
Copper :					
Unwrought: Tiles, Ingots, Cakes, and Bricks Cwt.	1,381	3,178	6,107	862	7,009
Wrought :					
Mixed or Yellow Metal, for sheathing "	1,111	1,679	414	692	420
Sheets and other manufactures "	4,953	14,531	2,926	4,146	6,213
	7,445	19,388	9,447	5,700	13,642
Iron :					
Old, for re-manufacture "	125,386	158,442	233,809	327,084	302,960
Wrought :					
Angle, Bolt, and Rod "	1,265	3,555	1,005	1,409	1,298
Bar "	21,538	28,637	20,510	25,088	21,274
Hoop "	2,399	1,939	979	1,448	556
Nails, Screws, Rivets, and Washers "	3,847	4,114	2,537	2,760	3,881
Pipes and Tubes "	906	2,295	907	1,763	1,290
Sheets and Plates "	9,365	9,788	5,143	5,314	5,501
Wire "	1,490	1,617	1,687	1,264	947
Other manufactures of wrought or cast iron, or of iron mixed with steel "	2,393	3,285	2,775	42,548	18,957
	168,589	213,672	269,352	408,678	356,664
Lead, Ore, Pig, Wrought, &c. Cwt.	2,606	4,132	2,269	3,353	5,293
Quicksilver Lb.	3,924	24,187	3,616	5,477	4,156
Steel Cwt.	2,979	5,784	4,173	5,340	3,143
Tin, Unwrought (block) "	1,495	3,253	703	844	2,419
Zinc or Spelter (mainly Wrought) "	356	623	170	594	385
Unenumerated "	260	4,581	2,350	1,035	7,018
Total Metals "	184,116	251,972	288,817	429,727	398,314
Hardware and Cutlery (including plated ware)	—	—	—	—	—
Machinery and Millwork :					
Steam-engines and parts	—	—	—	—	—
Other sorts	—	—	—	—	—
Railway Plant and Rolling Stock	—	—	—	—	—

* Separately enumerated from April 1903.

TOTAL VALUE OF EXPORTS OF ARTICLES OF FOREIGN MERCHANDISE (Re-exports).

ARTICLES.	1902-03.	1903-04.	1904-05.	1905-06.	1906-07.
I.—ANIMALS, LIVING :	£	£	£	£	£
Horses	2,057	2,763	7,946	11,367	8,152
Other kinds	803	172	937	8	5
Total Value of Animals, Living	2,860	2,935	8,883	11,375	8,157
II.—ARTICLES OF FOOD AND DRINK :					
Coffee	3,715	2,253	1,229	5,030	3,146
Grain and Pulse:					
Rice not in the husk	3,517	1,504	1,160	994	3,758
Other sorts	1,246	384	364	1,793	3,346
	4,763	1,888	1,524	2,787	7,104
Liquors :					
Ale, Beer, Porter, Cider, &c.	1,072	1,032	384	1,304	722
Spirits and Liqueurs:					
Brandy	743	522	1,099	741	652
Whisky	1,003	1,101	1,443	884	1,008
Other sorts	318	332	387	355	511
	2,064	1,955	2,929	1,980	2,171
Wines	1,359	1,676	858	957	1,234
Total Liquors	4,495	4,663	4,171	4,241	4,127
Provisions :					
Fishmaws and Sharkfins	61,002	95,772	90,378	71,504	78,223
Fish, dry, salted and unsalted	1,310	1,959	2,130	2,972	1,512
Fruits and Vegetables—dried, salted, or preserved	33,383	25,961	27,187	34,259	51,075
Other sorts	8,507	10,462	6,795	7,295	9,508
	104,202	134,154	126,490	116,030	140,318
Spices :					
Cardamoms	2,547	1,084	487	1,056	300
Cloves	14,174	12,423	25,147	17,649	4,900
Other sorts	3,755	1,072	1,404	1,827	1,767
	20,476	14,579	27,038	20,532	6,967
Sugar :					
Refined or crystallised, including sugar-candy and confectionery	55,583	28,178	64,158	134,841	97,671
Tea :					
Black*	69,981	40,486	28,153	31,792	19,410
Green*		2,634	13,976	2,919	1,169
	69,981	43,120	42,134	34,711	20,579
Other articles	389	246	51	12	24
Total Value of Articles of Food and Drink	263,604	229,081	266,795	318,184	279,936
III.—METALS AND MANUFACTURES OF :					
Metals :					
Brass, Wrought	1,644	1,464	1,499	11,793	14,802
Copper :					
Unwrought: Tiles, Ingots, Cakes and Bricks	4,560	10,916	20,335	3,007	31,435
Wrought :					
Mixed or Yellow Metal, for sheathing	3,427	5,040	1,223	2,386	1,404
Sheets and other manufactures	19,155	52,539	10,529	15,144	26,068
	27,142	68,495	32,067	20,537	58,907
Iron :					
Old, for re-manufacture	16,926	20,877	35,382	49,868	53,916
Wrought :					
Angle, Bolt, and Rod	610	1,708	484	580	659
Bar	9,831	13,041	8,913	11,647	9,641
Hoop	1,068	825	387	648	260
Nails, Screws, Rivets, and Washers	2,516	2,853	1,850	1,940	2,976
Pipes and Tubes	609	1,137	657	1,270	841
Sheets and Plates	6,603	6,862	3,330	3,361	3,767
Wire	1,161	1,319	1,430	1,011	697
Other manufactures of wrought or cast iron, or of iron mixed with steel	1,371	1,895	1,687	14,750	2,231
	40,695	50,515	54,129	85,075	74,988
Lead, Ore, Pig, Wrought, &c.	1,574	2,677	1,471	2,797	3,094
Quicksilver	483	2,446	461	639	536
Steel	1,643	2,996	1,913	2,563	1,833
Tin, Unwrought (block)	8,972	21,229	4,846	6,062	21,301
Zinc or Spelter (mainly Wrought)	370	611	180	520	432
Unenumerated	3,078	3,153	1,975	3,047	22,310
Total Metals	85,601	153,586	98,561	133,033	198,203
Hardware and Cutlery (including plated ware)	58,611	79,328	69,205	74,698	82,511
Machinery and Millwork :					
Steam-engines and parts	9,095	4,772	5,089	3,510	5,293
Other sorts	14,208	10,291	13,342	15,106	10,651
	23,303	15,063	18,431	18,616	15,944
Railway Plant and Rolling Stock	185	5,765	4,806	1,010	958
Total Value of Metals and Manufactures of	167,700	253,742	191,003	227,357	297,616

* Separately enumerated from April 1903.

TOTAL QUANTITY of EXPORTS of ARTICLES of FOREIGN MERCHANDISE (Re-exports)—continued

ARTICLES.	1902-03.	1903-04.	1904-05.	1905-06.	1906-07.
IV.—CHEMICALS, DRUGS, MEDICINES AND NARCOTICS, AND DYEING AND TANNING MATERIALS :					
Chemicals :					
Alum Cwt.	3,478	2,066	2,264	2,073	2,463
Sal Ammoniac "	985	1,427	767	1,099	1,070
Other sorts "	—	—	—	—	—
Drugs, Medicines, and Narcotics :					
Aloes Cwt.	373	360	705	380	370
Asafoetida "	476	1,612	2,134	3,279	1,250
Camphor Lb.	61,482	83,287	78,204	121,023	44,776
Cassia lignea Cwt.	5,169	4,001	3,716	4,774	3,289
Other sorts "	—	—	—	—	—
Tobacco (chiefly manufactured) Lb.	24,014	32,702	15,208	12,738	14,418
Dyeing and Tanning Materials :					
Aniline and Alizarine Dyes Lb.	70,731	82,966	60,141	64,403	96,205
Saffron "	3,142	2,960	4,264	4,690	6,234
Other sorts Cwt.	2,397	1,712	1,546	2,093	2,296
V.—OILS :					
Mineral :					
Kerosene Gals.	350,363	1,025,427	2,097,472	1,161,012	486,676
Other sorts "	418,645	553,042	254,020	115,070	165,850
Other sorts "	6,301	5,841	5,433	5,493	5,219
Total Quantity of Oils "	775,309	1,584,310	2,356,925	1,281,575	657,745
VI.—RAW MATERIALS AND UNMANUFACTURED ARTICLES :					
Canes and Rattans Cwt.	1,099	855	633	633	673
Cotton "	531	248	975	189	71
Gums and Resins :					
Arabic Cwt.	10,704	13,446	8,147	3,967	2,684
Benjamin "	983	1,321	1,115	1,394	1,580
Olibanum or Frankincense "	27,188	36,736	45,026	34,952	34,760
Other sorts "	4,112	3,276	11,145	14,271	6,920
	42,987	54,779	65,433	54,584	45,944
Horn and Hornmeal Cwt.	361	144	205	207	154
Ivory Lb.	131,386	125,918	118,093	86,525	71,616
Jewellery, &c. :					
Precious Stones and Pearls, unset	—	—	—	—	—
Shells and Cowries	—	—	—	—	—
Silk Lb.	85,249	68,131	54,522	69,330	105,288
Wood	—	—	—	—	—
Wool Lb.	5,718,930	5,522,127	5,176,556	5,044,625	5,220,891
All other Articles	—	—	—	—	—
VII.—ARTICLES MANUFACTURED AND PARTLY MANUFACTURED :					
Yarns and Textile Fabrics :					
Cotton :					
Twist and Yarn Lb.	1,437,024	1,160,618	1,209,680	890,253	753,167
Piece goods :					
Grey (unbleached) Yards	8,434,577	10,612,683	9,456,193	8,951,192	6,940,090
White (bleached) "	8,836,389	10,494,769	11,499,981	12,031,138	10,470,278
Coloured, printed, or dyed "	39,183,579	45,751,803	42,174,792	46,484,834	44,188,754
Handkerchiefs and Shawls in the piece No.	936,430	781,528	740,900	605,714	1,138,377
Hosiery, pure and mixed	—	—	—	—	—
Thread, sewing Lb.	92,811	121,958	83,608	94,382	107,993
Other Sorts	—	—	—	—	—
Flax, Hemp, and Jute Manufactures					
Silk :					
Piece goods Yards	1,025,734	769,029	829,902	884,941	888,937
Goods of silk mixed with other materials	91,256	113,121	55,829	50,544	71,772
Other sorts Lb.	895	3,188	618	1,224	1,859
Wool :					
Piece goods Yards	237,610	237,048	338,687	387,363	371,735
Shawls No.	1,546	1,771	994	4,812	9,447
Other sorts Lb.	72,057	83,970	150,832	88,707	91,562

TOTAL VALUE of EXPORTS of ARTICLES of FOREIGN MERCHANDISE (Re-exports)—continued.

ARTICLES.	1902-03.	1903-04.	1904-05.	1905-06.	1906-07.
IV.—CHEMICALS, DRUGS, MEDICINES AND NARCOTICS, AND DYEING AND TANNING MATERIALS:	£	£	£	£	£
Chemicals:					
Alum	1,131	697	744	695	791
Sal Ammoniac	1,885	2,909	1,560	2,264	2,209
Other sorts	1,800	3,651	3,015	4,410	5,448
	4,825	7,257	5,638	7,369	8,448
Drugs, Medicines, and Narcotics:					
Aloes	748	661	1,435	914	1,037
Asafetida	1,099	3,563	3,949	5,138	2,651
Camphor	4,601	7,860	7,462	14,292	6,742
Cassia lignea	9,303	7,245	7,050	9,030	6,308
Other sorts	7,886	17,635	10,305	10,010	15,209
	23,637	36,964	30,201	39,384	31,947
Tobacco (chiefly Manufactured)	2,037	2,977	1,873	1,326	1,470
Dyeing and Tanning Materials:					
Aniline and Alizarine Dyes	5,149	5,227	4,585	4,322	6,752
Saffron	3,603	2,773	3,820	3,612	4,114
Other sorts	5,889	3,523	3,164	7,099	5,443
	14,641	11,523	11,569	15,033	16,309
Total Value of Chemicals, Drugs, Medicines and Narcotics, and Dyeing and Tanning Materials	45,140	58,721	49,281	63,112	58,174
V.—OILS:					
Mineral:					
Kerosene	11,531	33,410	67,119	33,419	12,346
Other sorts	5,592	7,041	2,770	2,449	3,013
Other sorts	1,401	861	1,220	1,276	1,801
Total Value of Oils	18,524	41,312	71,109	37,144	17,160
VI.—RAW MATERIALS AND UNMANUFACTURED ARTICLES:					
Canes and Rattans	1,117	895	644	705	753
Cotton	1,702	604	2,325	137	214
Gums and Resins:					
Arabic	9,803	13,306	8,816	4,882	3,828
Benjamin	2,080	2,618	2,367	3,038	3,644
Olibanum or Frankincense	35,188	46,713	56,180	41,957	44,036
Other sorts	3,556	2,859	12,121	17,282	8,079
	50,627	65,496	79,484	67,159	59,587
Horn and Hornmeal	2,081	3,668	4,951	6,643	6,133
Ivory	45,262	41,134	37,256	26,147	22,454
Jewellery, &c.:					
Precious Stones and Pearls, unset	16,510	6,141	33,217	8,268	17,173
Shells and Cowries	13,358	8,333	16,734	15,942	11,792
Silk	10,819	9,389	9,915	9,003	25,257
Wood	1,921	2,453	4,042	5,639	4,798
Wool	166,662	165,846	172,663	172,066	197,242
All other Articles	1,823	2,756	3,266	2,191	4,647
Total Value of Raw Materials and Unmanufactured Articles	311,880	306,715	364,407	313,900	350,050
VII.—ARTICLES MANUFACTURED AND PARTLY MANUFACTURED:					
Yarns and Textile Fabrics:					
Cotton:					
Twist and Yarn	58,035	50,284	60,841	41,505	34,973
Piece goods:					
Grey (unbleached)	76,140	94,838	92,029	89,101	67,722
White (bleached)	88,024	106,941	121,097	126,319	113,107
Coloured, printed, or dyed	526,580	620,816	584,786	650,223	617,609
Handkerchiefs and Shawls in the piece	13,206	11,580	11,189	12,707	22,662
Hosiery, pure and mixed	9,730	19,869	14,259	9,445	10,102
Thread, sewing	6,554	8,613	6,326	6,676	7,759
Other sorts	2,040	3,257	5,430	3,943	4,241
	722,274	865,914	835,116	898,414	843,202
Flax, Hemp, and Jute Manufactures	882	1,475	4,203	5,159	1,558
Silk:					
Piece goods	44,580	40,383	37,415	40,777	41,486
Goods of silk mixed with other materials	4,101	4,996	2,426	2,032	3,315
Other sorts	221	1,165	288	378	378
	48,902	46,544	40,129	43,187	45,179
Wool:					
Piece goods	16,278	18,266	26,063	28,083	25,315
Shawls	357	689	235	715	1,148
Other sorts	6,363	7,821	13,067	6,723	8,177
	22,998	26,776	39,965	35,521	34,640
Total Yarns and Textile Fabrics	853,091	990,993	980,259	1,023,786	959,552

TOTAL QUANTITY of EXPORTS of ARTICLES of FOREIGN MERCHANDISE (Re-exports)—concluded.

ARTICLES.	1902-03.	1903-04.	1904-05.	1905-06.	1906-07.
VII.—ARTICLES MANUFACTURED AND PARTLY MANUFACTURED—concluded.					
Apparel (including haberdashery, millinery, boots and shoes, &c., but excluding hosiery) -	—	—	—	—	—
Arms, Ammunition, &c. (excluding military accoutrements):	—	—	—	—	—
Fire-arms and parts thereof -	—	—	—	—	—
Other sorts -	—	—	—	—	—
Art, works of	—	—	—	—	—
Books and Printed Matter (including maps and charts) Cwt.	1,560	1,815	1,268	1,607	1,113
Cabinet-ware and Furniture	—	—	—	—	—
Candles Lb.	74,263	100,204	51,023	48,325	44,545
Caoutchouc	—	—	—	—	—
Carriages, Carts, &c. (excluding railway carriages), and parts thereof -	—	—	—	—	—
Chinese and Japanese-ware (including lacquered-ware, but not earthenware and porcelain)	—	—	—	—	—
Clocks and Watches -No.	4,654	3,601	4,011	5,786	3,408
Coral Lb.	28,746	16,683	18,082	12,139	30,286
Cordage and Rope of vegetable fibre (excluding jute) Cwt.	230	291	224	436	212
Earthenware and Porcelain	—	—	—	—	—
Glass and Glassware:					
Sheet and Plate Supl. Feet	100,716	114,090	57,830	122,811	79,752
Beads and False Pearls Cwt.	431	389	448	239	189
Bottles, common { =Gross	699	372	707	602	523
Other ware	502	211	469	366	462
Instruments, Apparatus, and Appliances, and parts thereof:					
Musical	—	—	—	—	—
Photographic	—	—	—	—	—
Scientific, Philosophical &c.	—	—	—	—	—
Jewellery, &c.:					
Jewellery	—	—	—	—	—
Plate	—	—	—	—	—
Leather:					
Unwrought Cwt.	36	134	41	139	80
Manufactures (excluding boots and shoes)	—	—	—	—	—
Matches	—	—	—	—	—
Mats and Matting Sq. Yds.	36,614	59,634	63,592	50,973	55,937
Paints and Colours Cwt.	3,141	2,479	6,334	3,184	2,916
Paper and Pasteboard:					
Printing Paper Cwt.	557	266	280	374	590
Writing Paper and Envelopes	—	—	—	—	—
Other sorts Cwt.	496	533	2,236	1,522	2,664
Perfumery	—	—	—	—	—
Soap Cwt.	2,678	3,065	1,642	2,593	2,591
Stationery (excluding paper)	—	—	—	—	—
Toys and Requisites for Games	—	—	—	—	—
Umbrellas No.	36,612	59,197	54,193	72,930	74,998
Wood, manufactures of	—	—	—	—	—
Articles (not specified) exported by Post	—	—	—	—	—
All other Articles	—	—	—	—	—

TOTAL VALUE of EXPORTS of ARTICLES of FOREIGN MERCHANDISE (Re-exports)—concluded.

ARTICLES.	1902-03.	1903-04.	1904-05.	1905-06.	1906-07.
VII.—ARTICLES MANUFACTURED AND PARTLY MANUFACTURED—concluded.					
	£	£	£	£	£
Apparel (including haberdashery, millinery, boots and shoes, &c., but excluding hosiery)	103,965	114,320	101,073	97,601	110,938
Arms, Ammunition, &c. (excluding military accoutrements):					
Fire-arms and parts thereof	7,288	6,581	5,478	6,253	5,540
Other sorts	3,087	2,206	1,032	1,087	712
	10,375	8,787	6,510	7,340	6,252
Art, works of	5,042	5,642	7,261	9,737	3,470
Books and Printed Matter (including maps and charts)	14,320	14,582	13,464	19,190	13,282
Cabinet-ware and Furniture	6,603	8,422	5,811	5,185	6,281
Candles	1,646	2,206	1,032	1,025	939
Caoutchouc	886	834	1,568	2,073	1,797
Carriages, Carts, &c. (excluding railway carriages), and parts thereof	7,494	8,027	11,941	17,897	20,128
Chinese and Japanese-ware (including lacquered-ware, but not earthenware and porcelain)	2,466	9,049	4,457	3,050	2,537
Clocks and Watches	2,416	2,543	3,149	2,741	2,019
Coral	14,977	11,293	11,946	5,888	8,210
Cordage and Rope of vegetable fibre (excluding jute)	484	455	553	1,026	436
Earthenware and Porcelain	10,100	15,026	12,703	16,007	17,262
Glass and Glassware:					
Sheet and Plate	950	899	586	1,047	701
Beads and False Pearls	2,381	3,149	3,059	1,368	1,194
Bottles, common	720	347	631	516	565
Other ware	19,157	20,837	21,451	20,781	23,045
	23,208	25,232	25,727	23,712	26,405
Instruments, Apparatus, and Appliances, and parts thereof:					
Musical	4,831	4,218	6,295	6,198	8,045
Photographic	2,026	1,415	1,907	1,449	1,878
Scientific, Philosophical, &c.	9,400	12,366	14,425	10,287	14,405
	16,257	17,999	22,627	17,914	24,328
Jewellery, &c.:					
Jewellery	9,951	14,039	7,842	10,756	21,375
Plate	6,932	7,063	7,405	7,432	10,140
	16,883	21,102	15,247	18,188	31,515
Leather:					
Unwrought	400	1,584	419	1,178	920
Manufactures (excluding boots and shoes)	3,432	4,973	4,177	5,232	3,164
	3,832	6,557	4,596	6,410	4,084
Matches	4,345	4,185	2,479	2,804	3,149
Mats and Matting	946	1,749	1,434	1,235	1,486
Paints and Colours	3,845	3,609	4,613	4,044	3,990
Paper and Pasteboard:					
Printing Paper	743	372	348	652	789
Writing Paper and Envelopes	1,970	2,854	2,306	1,963	2,209
Other sorts	627	775	1,318	1,307	2,043
	3,340	4,001	3,972	3,922	5,041
Perfumery	2,929	2,472	3,301	3,154	3,124
Soap	2,484	3,212	2,185	2,525	2,526
Stationery (excluding paper)	9,112	11,661	8,719	10,461	9,560
Toys and Requisites for Games	3,821	4,735	3,927	3,776	4,903
Umbrellas	2,773	4,303	4,293	5,719	5,771
Wood, manufactures of	986	2,432	4,953	3,377	5,618
Articles (not specified) exported by Post	10,851	11,864	21,833	52,728	19,137
All other Articles	7,913	7,660	5,514	8,803	7,860
Total Value of Articles Manufactured and partly Manufactured	1,147,400	1,324,952	1,297,147	1,381,468	1,311,600
GRAND TOTAL	1,957,108	2,217,458	2,248,715	2,352,540	2,322,693

TOTAL QUANTITY of EXPORTS of ARTICLES of INDIAN PRODUCE and MANUFACTURE.

ARTICLES.	1902-03.	1903-04.	1904-05.	1905-06.	1906-07.
I.—ANIMALS, LIVING :					
Horses - - - - - No.	273	528	229	128	174
Other kinds - - - - - "	329,113	329,761	300,143	254,602	316,822
Total Number of Animals, Living - - "	329,386	330,289	300,372	254,730	316,996
II.—ARTICLES OF FOOD AND DRINK :					
Coffee - - - - - Cwt.	269,165	291,254	329,647	360,182	228,094
Fruits and Vegetables (fresh) :					
Fruits :					
Cocoanut Kernel or Copra - - - Cwt.	143,054	353,724	155,934	177,049	126,454
Other sorts - - - - - "	—	—	—	—	—
Vegetables, fresh - - - - - "	—	—	—	—	—
Grain and Pulse :					
Barley - - - - - Cwt.	63,872	113,120	376,548	92,810	406,067
Gram - - - - - "	416,370	365,036	777,297	417,672	846,583
Jawar and Bajra - - - - - "	753,406	2,056,786	2,526,544	1,670,670	780,192
Oats - - - - - "	71,026	56,332	36,463	56,078	55,518
Pulse - - - - - "	2,130,470	2,163,278	3,126,920	2,136,517	1,097,945
Rice in the husk - - - - - "	451,962	560,565	613,075	828,745	655,132
" not in the husk - - - - - "	47,033,137	44,441,186	48,873,297	42,211,869	38,054,054
Rice-flour - - - - - "	7,424	3,327	2,529	4,594	6,165
Wheat - - - - - "	10,292,150	25,911,312	43,000,502	18,750,467	16,028,914
Wheat-flour - - - - - "	718,077	810,422	1,031,495	899,056	818,462
Other sorts - - - - - "	1,282,735	692,075	1,691,672	112,042	21,226
"	63,220,629	77,173,439	102,056,342	67,180,520	58,770,248
Provisions :					
Biche de Mer - - - - - Lb.	31,204	64,564	53,604	99,864	44,468
Fishmaws and Sharkfins - - - - - "	835,065	481,873	461,520	525,778	565,435
Fish, dry, salted - - - - - "	13,739,228	14,853,920	16,759,213	13,770,570	11,073,187
" " unsalted - - - - - "	3,805,012	4,559,687	2,801,243	3,370,962	5,498,976
Fruits and Vegetables—dried, salted, or preserved - - - - - Cwt.	126,364	121,373	141,097	169,709	148,023
Ghi - - - - - Lb.	6,418,045	5,390,865	6,097,917	6,491,870	4,884,252
Lard - - - - - "	173,786	100,196	50,920	61,597	55,563
Other sorts - - - - - Cwt.	30,728	32,556	34,510	50,746	44,973
Spices :					
Betelnuts - - - - - Lb.	375,050	341,937	320,176	343,526	289,770
Cardamoms - - - - - "	302,940	287,434	201,031	295,390	202,374
Chillies - - - - - "	9,508,512	12,377,155	9,518,178	9,002,705	11,007,929
Ginger - - - - - "	7,397,702	12,061,517	11,164,019	9,869,174	5,415,531
Pepper - - - - - "	9,310,166	14,348,983	10,113,416	17,889,994	9,499,089
Other sorts - - - - - "	430,307	188,268	125,050	300,440	99,110
"	27,324,677	39,605,294	31,441,870	37,701,229	26,513,803
Sugar :					
Refined or crystallised, including sugar-candy and confectionery - Cwt.	15,607	14,537	25,767	25,958	23,490
Unrefined - - - - - "	206,517	198,005	192,890	230,498	164,299
"	222,124	212,542	218,657	256,456	187,789
Tea :					
Black - - - - - Lb.	*	204,918,115	210,308,347	212,490,424	232,293,493
Green - - - - - "	*	2,241,678	1,578,811	1,733,364	1,360,144
"	181,423,518	207,159,793	211,887,158	214,223,788	233,653,637
Tea-waste, for manufacture of Caffeine - "	*	*	1,063,038	2,002,754	1,737,077
Other articles - - - - - "	—	—	—	—	—

* Not separately enumerated.

TOTAL VALUE of EXPORTS of ARTICLES of INDIAN PRODUCE and MANUFACTURE.

ARTICLES.	1902-03.	1903-04.	1904-05.	1905-06.	1906-07.
I.—ANIMALS, LIVING :	£	£	£	£	£
Horses	2,769	6,954	2,783	1,773	2,784
Other kinds	134,637	141,543	126,559	127,149	143,094
Total Value of Animals, Living	137,406	148,502	129,342	128,922	150,878
II.—ARTICLES OF FOOD AND DRINK :					
Coffee	880,842	911,585	1,107,317	1,171,149	664,319
Fruits and Vegetables (fresh) :					
Fruits :					
Cocoanut Kernel or Copra	122,728	281,641	123,690	147,161	126,356
Other sorts	2,989	2,390	3,366	3,438	2,908
Vegetables, fresh	87,524	77,786	80,174	98,035	101,218
	213,241	361,817	207,230	248,634	230,482
Grain and Pulse :					
Barley	15,196	23,761	84,544	20,837	83,450
Gram	101,074	90,877	178,993	97,681	215,450
Jawar and Bajra	172,843	473,076	625,937	450,689	201,236
Oats	19,391	15,246	9,912	15,273	15,068
Pulse	523,029	519,264	711,596	534,592	336,155
Rice in the husk	70,473	85,731	97,808	150,817	133,259
" not in the husk	12,524,919	12,636,162	12,981,501	12,273,761	12,217,022
Rice-flour	1,442	1,389	974	2,078	2,966
Wheat	3,010,238	7,392,636	11,937,380	5,689,600	4,836,310
Wheat-flour	310,309	353,256	461,441	425,551	390,474
Other sorts	237,611	137,153	324,041	22,611	5,731
	16,986,525	21,728,551	27,414,127	19,683,490	18,437,121
Provisions :					
Biche de Mer	397	901	1,358	2,220	956
Fishmaws and Sharkfins	57,757	34,267	32,149	35,189	34,223
Fish, dry, salted	84,844	90,740	105,835	87,838	75,371
" " unsalted	20,419	27,641	16,200	20,980	28,823
Fruits and Vegetables—dried, salted, or preserved	42,813	39,897	44,652	56,293	60,040
Ghi	181,783	152,722	177,817	195,918	157,696
Lard	3,521	2,035	1,033	1,250	1,050
Other sorts	61,033	61,499	59,089	74,127	75,915
	452,567	409,702	438,133	473,815	434,074
Spices :					
Betelnuts	5,120	4,587	5,600	5,627	4,705
Cardamoms	27,749	22,508	14,218	19,834	14,611
Chillies	56,497	84,640	75,421	85,318	95,842
Ginger	110,633	166,070	128,452	83,516	64,481
Pepper	218,432	338,102	236,414	407,157	220,082
Other sorts	5,709	2,810	2,569	3,792	1,637
	424,140	618,717	462,674	605,244	401,358
Sugar :					
Refined or crystallised, including sugar-candy and confectionery	10,682	10,737	19,114	23,132	18,359
Unrefined	54,170	58,694	78,418	99,602	52,981
	64,852	69,431	97,532	122,734	71,340
Tea :					
Black	*	5,650,414	5,602,116	5,854,194	6,536,169
Green	*	54,874	41,542	44,208	35,674
	4,907,761	5,705,288	5,643,658	5,898,402	6,571,843
Tea-waste, for manufacture of caffeine	*	*	4,874	8,734	7,516
Other articles	2,609	1,754	3,986	4,573	6,478
Total Value of Articles of Food and Drink	23,932,537	29,806,845	35,379,531	23,216,775	26,824,531

* Not separately enumerated.

TOTAL QUANTITY OF EXPORTS OF ARTICLES OF INDIAN PRODUCE AND MANUFACTURE—continued.

ARTICLES.	1902-03.	1903-04.	1904-05.	1905-06.	1906-07.
III.—METALS AND MANUFACTURES OF :					
Metals :					
Brass (mainly Wrought) Cwt.	3,753	2,521	2,394	3,581	3,048
Chromite (Chrome Iron Ore) "			55,826	63,003	73,034
Copper (mainly Old and Wrought) "	3,639	2,293	2,405	3,601	15,874
Iron :					
Ore, Old (for re-manufacture), and cast (pig) "	33,665	55,327	61,204	46,908	75,066
Wrought :					
Anchors, Cables, and Kentledge "	1,348	1,958	2,306	1,893	1,747
Nails, Screws, Rivets, and Washers "	3,143	4,110	3,925	3,706	4,974
Other manufactures of iron, or of iron mixed with steel "	3,579	3,751	9,337	6,365	4,960
" "	41,735	65,146	76,772	58,872	86,747
Manganese ore "	3,105,490	3,623,789	3,618,909	6,333,881	9,859,855
Tin "	504	480	457	426	920
Unenumerated "	336	909	2,982	490	7,177
Total Metals "	3,155,457	3,695,138	3,759,745	6,463,854	10,051,664
Hardware and Cutlery (including plated ware) "	—	—	—	—	—
Machinery and Millwork "	—	—	—	—	—
Railway Plant and Railway Stock "	—	—	—	—	—
IV.—CHEMICALS, DRUGS, MEDICINES AND NARCOTICS, AND DYEING AND TANNING MATERIALS :					
Chemicals :					
Borax Cwt.	5,002	5,333	4,454	4,146	5,613
Saltpetre "	410,622	392,114	348,741	336,429	353,378
Other sorts "	—	—	—	—	—
Drugs, Medicines, and Narcotics :					
Chinchona Bark Lb.	1,579,498	1,108,527	1,177,394	916,360	494,587
Other sorts "	—	—	—	—	—
Opium { Chests					
" " = Cwt.	67,531	73,637	66,861	62,936	66,274
" "	94,842	102,494	93,844	89,247	94,449
Tobacco :					
Unmanufactured Lb.	14,574,961	11,367,996	12,316,469	13,091,186	20,944,840
Manufactured :					
Cigars "	974,495	783,447	789,536	868,602	1,053,289
Other sorts "	229,009	247,774	274,121	312,254	322,037
" "	15,778,465	12,399,217	13,380,126	14,272,042	22,320,166
Dyeing and Tanning Materials :					
Cutch Cwt.	70,305	112,938	62,562	55,070	97,269
Indigo "	65,377	60,410	49,252	31,186	35,102
Myrabolams "	1,157,650	1,229,609	1,187,585	1,206,398	1,162,219
Safflower "	2,969	4,313	2,993	1,984	3,670
Turmeric "	126,076	68,234	44,090	49,545	62,246
Other sorts "	25,020	22,252	23,390	28,052	25,449
" "	1,447,397	1,497,756	1,369,872	1,372,235	1,385,955
V.—OILS :					
Animal					
Essential Gals.	8,408	16,932	4,809	9,169	28,481
Mineral "	25,514	26,018	21,746	26,663	27,342
Paraffin wax Cwt.	21,771	939,305	4,240,392	1,779,523	906,136
" "	56,464	43,894	54,707	56,795	60,209
Vegetable, not Essential :					
Castor Gals.	2,073,573	1,916,200	1,632,106	1,432,108	1,445,636
Cocconut "	2,051,830	3,379,631	2,021,193	1,508,424	959,772
Groundnut "	84,785	50,603	48,582	7,814	16,608
Linseed "	120,129	137,952	102,596	186,682	114,205
Mustard or Rape "	314,792	346,174	432,752	338,543	273,684
Til or Jinjili "	212,728	285,711	547,456	308,310	165,877
Other sorts "	10,152	19,639	45,037	14,367	15,238
" "	4,867,989	6,135,910	4,829,722	3,796,248	2,991,020
Total Quantity of Oils { Gals.					
" " & Cwt.	4,923,692	7,118,165	9,096,669	5,611,608	3,952,979
" "	56,464	43,894	54,707	56,795	60,209

* Not separately enumerated.

TOTAL VALUE OF EXPORTS OF ARTICLES OF INDIAN PRODUCE AND MANUFACTURE—continued.

ARTICLES.	1902-03.	1903-04.	1904-05.	1905-06.	1906-07.
III.—METALS AND MANUFACTURES OF :					
Metals :	£	£	£	£	£
Brass (mainly Wrought) - - - - -	22,759	16,407	16,342	20,833	29,813
Chromite (Chrome Iron Ore) - - - - -	*	*	7,726	10,125	11,073
Copper (mainly Old and Wrought) - - - - -	9,753	9,747	10,933	14,558	63,469
Iron :					
Ore, Old (for re-manufacture), and cast (pig) - - - - -	3,951	8,255	6,923	6,602	11,452
Wrought :					
Anchors, Cables, and Kentledge - - - - -	815	1,150	1,345	1,093	1,065
Nails, Screws, Rivets, and Washers - - - - -	2,413	3,466	3,213	2,749	3,971
Other manufactures of iron, or of iron mixed with steel - - - - -	2,428	2,508	5,997	4,025	3,165
	9,607	15,379	17,478	14,469	19,653
Manganese ore - - - - -	126,425	152,940	160,512	287,607	472,552
Tin - - - - -	2,901	2,589	2,551	2,451	4,821
Unenumerated - - - - -	3,787	2,288	2,152	1,494	8,591
Total Metals - - - - -	175,232	199,350	217,694	351,537	609,972
Hardware and Cutlery (including plated ware) - - - - -	17,272	22,269	20,318	28,389	29,299
Machinery and Millwork - - - - -	882	386	1,714	1,277	2,240
Railway Plant and Rolling Stock - - - - -	7,152	7,892	5,189	7,207	6,381
Total Value of Metals and Manufactures of - - - - -	200,538	229,897	244,915	388,410	647,892
IV.—CHEMICALS, DRUGS, MEDICINES AND NARCOTICS, AND DYEING AND TANNING MATERIALS :					
Chemicals :—					
Borax - - - - -	7,533	7,011	5,558	5,366	7,687
Saltpetre - - - - -	288,486	271,691	241,588	256,861	276,168
Other sorts - - - - -	3,180	2,903	3,753	4,530	5,887
	299,199	281,605	250,899	266,757	289,742
Drugs, Medicines, and Narcotics :					
Chinchona Bark - - - - -	26,672	18,477	19,857	15,860	7,944
Other sorts - - - - -	70,127	80,234	99,096	91,524	69,240
	96,799	98,711	118,953	107,384	77,184
Opium - - - - -	5,344,623	6,980,110	7,082,295	6,314,512	6,205,281
Tobacco :					
Unmanufactured - - - - -	98,047	85,749	83,797	93,816	136,642
Manufactured :					
Cigars - - - - -	81,846	51,521	52,397	58,727	66,499
Other sorts - - - - -	2,324	2,509	2,558	3,486	3,258
	182,217	139,779	138,752	156,029	206,399
Dyeing and Tanning Materials :					
Cutch - - - - -	89,506	131,460	64,736	57,592	106,171
Indigo - - - - -	803,788	717,468	556,405	390,918	466,985
Myrobolams - - - - -	251,484	280,686	283,938	297,378	293,173
Safflower - - - - -	3,774	4,500	2,154	2,007	3,359
Turmeric - - - - -	65,838	30,177	20,317	29,451	47,264
Other sorts - - - - -	5,717	6,494	7,393	10,232	9,364
	1,220,107	1,170,785	934,943	787,578	926,316
Total Value of Chemicals, Drugs, Medicines and Narcotics, and Dyeing and Tanning Materials)	7,142,945	8,670,990	8,525,842	7,632,280	7,704,922
V.—OILS :					
Animal :					
Essential - - - - -	431	878	252	436	1,545
Mineral - - - - -	51,391	47,208	40,596	47,421	54,183
Paraffin wax - - - - -	724	29,419	137,610	59,502	15,343
Vegetable, not Essential :					
Castor - - - - -	69,543	54,209	74,252	77,226	82,840
Cocoonut - - - - -	164,548	138,883	109,599	114,139	148,134
Groundnut - - - - -	197,610	325,439	194,491	148,445	94,520
Linseed - - - - -	10,033	4,905	4,170	718	1,747
Mustard or Rape - - - - -	22,315	24,110	17,035	30,532	14,595
Til or Jinjili - - - - -	31,977	32,322	37,251	35,250	32,726
Other sorts - - - - -	22,233	28,294	48,144	29,619	18,643
	981	1,534	5,312	1,262	1,455
	449,697	555,554	416,002	359,965	311,820
Total Value of Oils - - - - -	571,786	687,268	668,712	544,550	465,731

* Not separately enumerated.

TOTAL QUANTITY of EXPORTS of ARTICLES of INDIAN PRODUCE and MANUFACTURE—continued.

ARTICLES.	1902-03.	1903-04.	1904-05.	1905-06.	1906-07.
VI.—RAW MATERIALS AND UNMANUFACTURED ARTICLES:					
Bristles and fibre for brushes and brooms Cwt.	70,917	83,258	81,290	93,873	88,158
Canes and Rattans "	3,425	2,290	1,877	2,112	2,427
Caoutchouc "	1,035	1,792	4,220	5,582	4,489
Coal and Coke Tons	431,552	493,070	594,832	837,251	940,054
Coir Cwt.	30,559	25,500	17,845	12,882	11,317
Cotton "	6,044,806	7,931,075	5,657,743	7,399,534	7,400,839
Fodder, bran, and cattle food, including hay and straw:					
Oilcake Cwt.	984,344	1,201,596	1,404,631	1,474,912	944,711
Rice-bran Tons	160,384	157,744	167,529	189,142	146,063
Other sorts Cwt.	235,104	333,182	345,526	350,200	249,099
Tons	221,356	234,482	255,037	280,398	205,754
Gums and Resins Cwt.	41,150	42,960	33,095	39,376	39,170
Hemp (chiefly Sann) "	439,799	477,309	439,439	512,662	598,502
Hides and Skins, Raw:					
Hides { No. 8,210,524	8,210,524	8,261,198	8,722,520	11,531,809	12,917,227
{ = Cwt. 671,314	671,314	670,792	709,261	944,081	1,091,174
Skins:					
Goat { No. *	*	*	*	29,674,734	23,114,435
{ = Cwt. *	*	*	*	500,727	386,562
Sheep { No. *	*	*	*	1,187,353	2,500,263
{ = Cwt. *	*	*	*	14,961	35,371
Other { No. *	*	*	*	658,612	1,251,856
{ = Cwt. *	*	*	*	23,153	42,355
Total Skins { No. 18,820,523	18,820,523	19,634,429	22,889,526	31,520,699	26,866,554
{ = Cwt. 241,727	241,727	265,325	367,261	538,841	464,288
Total Hides and Skins { No. 27,031,047	27,031,047	27,895,627	31,612,046	43,052,508	39,783,781
{ Cwt. 913,041	913,041	936,117	1,076,522	1,482,922	1,555,462
Horn and Hornmeal Cwt.	71,396	48,405	61,582	73,521	78,771
Ivory Lb.	4,255	4,396	3,931	4,845	6,974
Jade-stone Cwt.	3,756	2,402	2,887	1,796	2,998
Jewellery, &c.:					
Precious Stones and Pearls, unset	—	—	—	—	—
Jute, Raw Cwt.	13,036,486	13,721,447	12,875,312	14,480,407	15,970,478
Lac, stick and seed "	7,419	6,383	11,152	11,004	15,188
Manures:					
Animal Bones Tons	100,391	74,788	68,203	87,552	93,760
Fish Manure "	†	†	†	4,615	10,672
Oilcake Manure "	†	†	†	37,127	58,144
Other sorts "	5,243	6,137	9,865	2,362	1,499
"	105,634	80,925	78,068	131,656	164,075
Mica Cwt.	20,412	21,548	19,575	31,554	51,426
Rags and other materials for making paper "	13,431	9,077	10,248	19,831	12,581
Seeds:					
Essential:					
Ajama Cwt.	7,393	3,980	1,744	4,114	8,988
Coriander "	53,882	62,566	73,347	91,103	72,670
Cumin "	19,293	18,948	16,589	20,096	23,605
Fennel "	8,334	14,085	21,048	8,509	10,974
Fenugreek "	191	2,391	38,876	93,397	61,635
Other sorts "	6,308	11,766	18,227	20,041	17,945
Castor "	1,751,688	1,566,838	1,460,908	1,298,624	1,505,059
Cotton "	3,973,942	2,677,226	2,528,897	3,891,339	4,387,534
Groundnuts "	1,035,659	1,921,982	1,674,421	1,374,214	1,725,239
Linseed "	6,328,185	8,616,356	11,182,009	5,788,860	4,378,826
Mowa or Mowra "	254,036	493,673	653,446	337,860	116,710
Mustard "	52,261	49,756	84,390	94,473	47,632
Niger "	48,990	42,559	63,585	44,670	95,411
Poppy "	966,220	1,315,074	1,362,599	796,511	802,615
Rape "	3,926,911	4,342,992	5,154,891	1,993,684	3,728,806
Tea "	601	754	821	806	1,044
Til or Jinjili "	3,732,685	3,512,650	2,516,757	1,685,208	2,740,815
Other sorts "	27,481	27,328	21,189	32,377	10,182
"	22,194,060	24,681,424	26,873,744	17,675,886	19,735,690
Silk:					
Raw Lb.	681,852	624,064	506,318	578,450	777,654
Chasam or waste "	1,240,689	1,136,566	751,355	1,131,960	1,095,193
Cocoons "	67,281	101,686	85,990	68,906	70,591
"	1,989,822	1,862,316	1,343,663	1,779,316	1,943,438
Specimens illustrative of Natural Science					
Stone and Marble Cwt.	52,691	51,023	40,792	57,467	74,257
Tallow "	11,495	10,654	7,184	6,015	4,135
Wax (excluding candles) "	4,481	6,685	6,941	8,593	8,162
Wood:					
Teak Cubic Tons	57,500	73,913	46,912	52,768	44,202
Other Timber "	4,759	4,577	3,414	4,477	5,756
Ornamental:					
Sandal	—	—	—	—	—
Ebony and other sorts	—	—	—	—	—
Wool, Raw Lb.	27,892,898	33,234,775	38,571,968	42,514,498	45,909,898
All other Articles	—	—	—	—	—

* Not separately enumerated till April, 1905.

† " " " " September, 1905.

TOTAL VALUE of EXPORTS of ARTICLES of INDIAN PRODUCE and MANUFACTURE—continued.

ARTICLES.	1902-03.	1903-04.	1904-05.	1905-06.	1906-07.
VI.—RAW MATERIALS AND UNMANUFACTURED ARTICLES :	£	£	£	£	£
Bristles and fibre for brushes and brooms -	105,267	138,422	122,657	143,402	117,929
Canes and Bhattans -	3,330	1,801	1,176	2,082	2,540
Caoutchouc -	9,410	23,146	60,784	85,475	74,566
Coal and Coke -	258,501	254,172	310,214	438,576	507,650
Coir -	17,373	15,108	10,337	7,473	7,109
Cotton -	9,838,132	16,250,764	11,623,125	14,227,680	14,652,307
Fodder, bran, and cattle food, including hay and straw :					
Oilcake -	228,174	261,231	287,241	346,613	239,316
Rice-bran -	296,009	280,040	293,339	369,455	329,037
Other sorts -	47,392	64,978	67,494	71,628	58,290
	571,575	606,249	648,074	787,696	626,643
Gums and Resins -	33,868	36,194	34,047	43,882	49,656
Hemp (chiefly Sann) -	289,816	323,589	298,754	361,317	458,226
Hides and Skins, Raw :					
Hides -	2,011,736	2,111,693	2,472,488	3,489,196	4,272,698
Skins :					
Goat -	*	*	*	3,056,033	2,562,324
Sheep -	*	*	*	84,290	210,400
Other -	*	*	*	102,935	217,242
Total Skins -	1,679,576	1,779,116	2,230,271	3,243,258	2,989,966
Total Hides and Skins -	3,691,312	3,890,809	4,702,759	6,732,454	7,262,664
Horn and Hornmeal -	113,684	80,387	91,491	116,663	112,769
Ivory -	1,829	1,652	1,707	2,356	3,162
Jade-stone -	43,807	54,839	41,603	50,982	58,484
Jewellery, &c.:					
Precious stones and Pearls, unset -	13,860	6,845	61,299	59,885	71,956
Jute, Raw -	7,417,650	7,812,081	7,977,097	11,417,109	17,892,454
Lac, stick and seed -	28,829	29,294	62,740	51,974	85,749
Manures :					
Animal Bones -	366,531	277,141	250,099	331,919	369,683
Fish Manure -	†	†	†	16,924	33,099
Oilcake Manure -	†	†	†	113,279	267,292
Other sorts -	15,253	17,717	41,757	11,014	6,919
	381,784	294,858	291,856	473,136	676,993
Mica -	87,594	86,297	97,932	159,627	254,999
Rags and other materials for making paper -	3,099	2,314	1,970	5,591	4,494
Seeds :					
Essential :					
Ajama -	4,064	1,641	842	2,121	5,276
Coriander -	17,062	25,853	33,141	62,033	47,889
Cummin -	30,743	28,578	22,507	26,833	34,477
Fennel -	5,263	7,758	11,048	5,190	7,316
Fenugreek -	92	1,086	14,171	33,267	24,198
Other sorts -	3,117	5,392	7,663	8,878	8,861
Castor -	613,711	461,304	461,059	524,452	761,128
Cotton -	674,036	445,544	410,841	681,173	866,044
Groundnuts -	477,194	757,940	645,179	579,046	836,979
Linseed -	3,793,993	3,829,451	4,219,150	2,743,693	2,173,239
Mowa or Mowra -	100,555	165,104	205,418	119,304	50,419
Mustard -	32,889	28,142	41,267	59,637	37,687
Niger -	18,539	11,889	18,005	16,870	40,582
Poppy -	549,673	583,064	522,868	401,494	438,482
Rape -	1,647,424	1,689,407	1,822,515	811,937	1,644,708
Tea -	3,514	4,698	4,417	5,639	6,597
Til or Jinjili -	1,939,574	1,619,296	1,158,113	979,536	1,691,994
Other sorts -	10,271	11,073	9,133	11,715	5,297
	9,921,714	9,677,220	9,607,237	7,072,818	8,681,153
Silk :					
Raw -	368,322	350,111	283,279	315,522	395,915
Chasam or Waste -	64,410	65,999	42,731	56,204	57,180
Cocoons -	3,812	6,721	5,322	4,253	4,573
	436,544	422,831	331,332	375,979	457,668
Specimens illustrative of Natural Science -	10,816	11,388	10,127	9,463	11,519
Stone and Marble -	3,373	2,974	4,000	7,037	5,493
Tallow -	11,381	14,522	8,733	7,417	5,360
Wax (excluding candles) -	25,650	29,406	39,239	48,755	39,734
Wood :					
Teak -	457,859	609,707	400,359	469,444	409,886
Other Timber -	23,217	31,123	14,235	16,919	22,235
Ornamental :					
Sandal -	59,295	74,035	65,684	74,318	75,392
Ebony and other sorts -	6,775	6,739	3,725	3,731	2,995
Wool, Raw -	776,890	918,264	1,261,116	1,409,819	1,617,690
All other Articles -	79,073	75,545	79,322	102,517	122,151
Total Value of Raw Materials and Unmanufactured Articles	34,723,297	41,782,565	38,264,731	44,765,577	54,366,626

* Not separately enumerated till April, 1905.

† " " " " " September, 1905.

TOTAL QUANTITY of EXPORTS of ARTICLES of INDIAN PRODUCE and MANUFACTURE—concluded.

ARTICLES.	1902-03.	1903-04.	1904-05.	1905-06.	1906-07.
VII.—ARTICLES MANUFACTURED AND PARTLY MANUFACTURED:					
Yarns and Textile Fabrics:					
Cotton:					
Twist and Yarn Lb.	248,538,638	252,474,245	247,854,797	297,634,314	243,516,827
Piece goods:					
Grey (unbleached) Yards	38,686,034	42,050,689	52,869,093	55,822,652	42,218,822
White (bleached) "	339,165	179,277	127,301	392,283	248,880
Coloured, printed, or dyed "	30,509,341	33,585,163	34,460,075	35,760,027	34,231,235
	69,534,540	75,815,129	87,456,469	91,974,962	76,698,937
Handkerchiefs and Shawls in the piece No.	1,744,678	1,770,605	2,613,138	1,892,602	1,179,586
Hosiery, pure and mixed Lb.	149,797	146,828	107,577	155,319	159,281
Thread, sewing "	2,964,427	3,619,117	2,319,331	3,558,994	1,971,930
Other sorts Yards	13,470	16,490	14,121	18,715	80,063
Flax and Hemp (excluding cordage)	—	—	—	—	—
Jute:					
Twist and Yarn Lb.	1,790,708	693,085	444,392	357,234	1,655,052
Gunny Bags No.	225,196,371	206,207,675	201,436,286	233,326,201	257,683,115
Gunny Cloth Yards	492,883,680	552,320,434	575,511,587	658,671,353	696,067,945
Rope and Twine Cwt.	43,943	44,012	38,515	38,855	45,268
Other sorts	—	—	—	—	—
Silk:					
Piece goods Yards	819,324	677,225	535,182	546,030	575,245
Goods of silk, mixed with other materials "	108,951	151,835	162,389	136,338	86,740
Other sorts Lb.	1,105	47	344	221	183
Wool:					
Carpets and Rugs Lb.	1,646,416	1,878,202	1,410,698	1,578,348	1,603,330
Piece goods Yards	71,158	10,803	65,677	19,479	13,694
Shawls No.	2,711	2,205	4,530	6,343	5,794
Other sorts Lb.	86,517	192,922	274,487	219,905	231,273
Apparel (excluding hosiery)					
Boots and Shoes Pairs	319,368	255,378	168,064	147,601	145,345
Books and Printed Matter (including maps and charts) Cwt.	5,039	5,011	5,825	6,174	4,834
Cabinet-ware and Furniture Lb.	1,475,215	3,084,790	3,352,652	6,009,241	5,094,638
Candles Cwt.	451,330	483,355	510,901	544,488	559,329
Coir, manufactures of (excluding rope) "	52,128	45,726	41,326	46,897	50,143
Cordage and rope of vegetable fibre (excluding jute) "	—	—	—	—	—
Earthenware and Porcelain	—	—	—	—	—
Glass and Glassware	—	—	—	—	—
Hides and Skins dressed or tanned:					
Hides { No. =Cwt.	1,706,012	1,569,082	1,826,204	2,917,403	3,278,276
	107,879	102,625	123,390	201,982	219,855
Skins:					
Goat { No. =Cwt.	*	*	*	8,087,488	8,874,120
	*	*	*	73,636	83,892
Sheep { No. =Cwt.	*	*	*	8,558,016	8,953,908
	*	*	*	61,007	61,919
Other { No. =Cwt.	*	*	*	238,730	268,776
	*	*	*	4,255	4,654
Total Skins { No. =Cwt.	17,308,250	18,526,174	15,493,023	16,884,234	18,096,804
	149,299	161,869	139,214	138,898	150,465
Total Hides and Skins { No. =Cwt.	19,014,262	20,095,256	17,319,227	19,801,637	21,375,080
	257,178	264,494	282,604	340,880	370,320
Jewellery, &c.:					
Jewellery	—	—	—	—	—
Plate	—	—	—	—	—
Lac:					
Button Cwt.	35,805	50,500	34,276	41,851	37,117
Shell, &c. "	195,789	178,737	194,703	221,590	216,971
	231,594	229,237	228,979	263,441	254,088
Leather:					
Unwrought Cwt.	1,067	737	560	2,203	2,430
Manufactures of:					
Saddlery and Harness	—	—	—	—	—
Other sorts	—	—	—	—	—
Mats and Matting Sq. Yds.	508,325	586,406	425,278	333,387	475,053
Perfumery	—	—	—	—	—
Soap Cwt.	4,189	2,995	2,222	1,666	963
Toys and Requisites for Games	—	—	—	—	—
Wood	—	—	—	—	—
Articles (not specified) exported by Post	—	—	—	—	—
All other Articles	—	—	—	—	—

* Not separately enumerated till April, 1905.

TOTAL VALUE of EXPORTS of ARTICLES of INDIAN PRODUCE and MANUFACTURE—concluded.

ARTICLES.	1902-03.	1903-04.	1904-05.	1905-06.	1906-07.
VII—ARTICLES MANUFACTURED AND PARTLY MANUFACTURED :					
Yarns and Textile Fabrics :	£	£	£	£	£
Cotton :					
Twist and Yarn	5,693,356	5,894,362	6,543,788	8,258,458	6,931,021
Piece goods :					
Grey (unbleached)	321,295	358,202	475,355	525,841	408,523
White (bleached)	5,721	5,487	4,871	6,614	9,636
Coloured, printed, or dyed	558,019	625,007	620,737	711,460	684,281
	885,029	988,696	1,100,963	1,243,915	1,102,440
Handkerchiefs and Shawls in the piece	49,227	51,416	81,498	61,015	41,197
Hosiery, pure and mixed	5,617	6,634	5,179	5,092	3,337
Thread, sewing	8,199	7,742	5,975	8,228	8,320
Other sorts	30,364	32,689	24,725	40,292	25,845
Total Cotton Manufactures	978,436	1,087,177	1,218,340	1,358,542	1,181,139
Flax and Hemp (excluding cordage)	515	1,333	1,855	1,035	1,343
Jute :					
Twist and Yarn	13,389	5,432	2,381	2,944	21,838
Gunny Bags -	3,093,836	3,043,150	3,170,230	4,052,280	4,898,150
Gunny Cloth	2,876,497	3,230,219	3,410,787	4,203,340	5,505,818
Rope and Twine	28,766	32,804	29,746	33,354	49,745
Other sorts	779	1,192	12,768	6,758	1,936
	5,999,878	6,307,365	6,623,531	8,295,712	10,455,649
Silk :					
Piece goods	55,362	43,448	37,791	40,705	40,166
Goods of silk mixed with other materials	7,673	12,013	10,714	6,893	5,502
Other sorts	222	52	201	76	80
	63,257	55,513	48,706	47,674	45,738
Wool :					
Carpets and Rugs	159,913	173,638	126,471	127,535	139,301
Piece goods	2,015	1,333	12,096	1,461	1,461
Shawls	2,913	1,849	2,661	3,013	2,616
Other sorts	2,873	6,033	9,937	6,347	9,478
	167,714	182,853	151,165	138,355	152,856
Total Yarns and Textile Fabrics	12,916,545	13,534,035	14,589,766	18,102,721	18,789,584
Apparel (excluding hosiery)	105,727	105,705	93,945	96,893	99,289
Boots and Shoes	70,604	40,932	31,302	32,576	31,233
	176,331	146,637	125,247	129,469	130,502
Books and Printed Matter (including maps and charts)	27,766	25,527	29,369	31,906	27,792
Cabinet-ware and Furniture	25,731	24,393	26,697	27,741	33,242
Candles	29,458	60,368	63,210	110,243	94,730
Coir, manufactures of (excluding rope)	305,090	319,341	344,380	361,118	373,351
Cordage and Rope of vegetable fibre (excluding jute)	46,406	41,207	37,801	43,261	46,918
Earthenware and Porcelain	2,493	2,530	2,902	2,290	2,980
Glass and Glassware	4,376	5,840	6,230	6,339	6,535
Hides and Skins, dressed or tanned :					
Hides	418,995	409,733	550,137	1,032,005	1,153,089
Skins :					
Goat	*	*	*	832,113	1,035,705
Sheep	*	*	*	547,892	750,945
Other	*	*	*	26,944	27,764
Total Skins	1,513,130	1,656,185	1,351,008	1,406,949	1,814,414
Total Hides and Skins	1,932,124	2,065,917	1,901,145	2,438,954	2,967,503
Jewellery, &c. :					
Jewellery	94,459	6,877	6,044	3,367	18,915
Plate	10,569	7,688	12,014	9,878	11,505
	105,028	14,565	18,058	13,245	30,420
Lac :					
Button	156,035	329,060	258,032	296,086	296,394
Shell, &c.	1,048,995	1,457,587	1,730,160	1,772,017	1,951,039
	1,205,030	1,786,647	1,988,201	2,068,103	2,247,433
Leather :					
Unwrought	6,479	5,994	4,833	17,594	13,194
Manufactures of :					
Saddlery and Harness	4,750	5,416	2,528	2,366	1,670
Other sorts	11,084	8,541	8,218	7,246	2,675
	22,313	19,951	15,579	27,206	17,539
Mats and Matting	6,858	3,917	2,794	1,818	3,174
Perfumery	7,527	8,724	8,821	10,721	11,063
Soap	2,035	1,566	983	725	446
Toys and Requisites for Games	20,670	18,995	18,936	20,412	16,992
Wood	36,236	26,458	38,781	32,932	43,991
Articles (not specified) exported by Post	257,419	246,567	257,831	286,555	313,796
All other Articles	81,806	76,345	71,044	67,229	69,678
Total Value of Articles Manufactured and partly Manufactured	17,211,292	18,429,530	19,547,775	23,782,988	25,227,669
GRAND TOTAL	83,919,801*	99,755,597	102,760,848	105,459,482	115,388,249

* Not separately enumerated till April 1905.

IMPORTS OF PRINCIPAL ARTICLES, distinguishing PRINCIPAL COUNTRIES.

ARTICLES AND COUNTRIES.	QUANTITIES.					VALUE.				
	1902-3.	1903-4.	1904-5.	1905-6.	1906-7.	1902-3.	1903-4.	1904-5.	1905-6.	1906-7.
I.—ANIMALS LIVING:										
Horses:										
United Kingdom No.	158	79	105	370	508	15,678	9,710	5,094	14,867	19,070
Austria-Hungary "	67	29	178	3	0	2,583	1,033	5,303	146	0
Arabia "	80	209	53	53	7	1,813	4,080	1,003	907	186
Persia "	2,405	449	451	206	410	47,253	8,933	8,640	4,207	10,247
Straits Settlements "	50	51	44	21	29	1,542	2,137	1,635	640	797
Turkey in Asia "	133	3,553	3,086	1,574	1,403	2,773	71,780	59,400	33,163	34,027
Australia "	6,899	8,659	10,274	8,997	7,374	200,213	251,019	282,187	251,333	231,687
New Zealand "	130	0	135	144	155	3,407	0	2,700	2,980	3,100
Other Countries "	12	32	83	83	21	374	608	2,881	3,551	748
	9,935	13,061	14,359	11,457	9,904	275,696	349,905	369,803	311,734	290,262
Other Kinds:										
United Kingdom No.	375	710	10,726	770	952	2,426	3,159	2,146	4,160	4,816
United States "	512	0	0	0	0	16,733	0	0	0	0
Argentine Republic "	0	0	963	671	0	0	0	19,200	10,065	0
Ceylon "	613	663	912	585	69	424	2,002	902	623	1,526
Straits Settlements "	429	68	445	143	2,072	96	1,032	1,977	1,823	3,703
Other Countries "	291	322	561	247	2,651	1,252	1,423	1,057	1,006	1,079
	2,220	1,763	13,907	2,422	5,744	20,931	7,616	25,312	17,696	11,124
TOTAL, Animals Living "	12,153	14,824	27,996	13,879	15,648	296,627	357,522	395,115	329,430	310,386
II.—ARTICLES OF FOOD AND DRINK:										
Coffee:										
Austria-Hungary Cwt.	4,500	2,356	2,100	2,551	1,752	8,810	4,437	4,993	6,285	4,132
Straits Settlements "	6,345	4,399	4,092	3,853	4,338	10,330	7,523	6,785	7,197	9,126
Other Countries "	1,337	1,850	1,097	966	1,568	3,034	3,797	3,078	2,765	4,731
	12,182	8,515	7,199	7,370	7,658	22,174	15,757	14,856	16,247	17,989
Fruits and Vegetables (Fresh):										
Cocoanuts:										
Ceylon No.	2,596,952	4,853,459	1,537,061	1,540,212	1,500,900	4,597	7,676	2,506	2,875	3,151
Maldives "	1,122,600	3,026,550	2,432,830	3,424,238	3,335,714	1,500	4,071	3,638	4,785	5,601
Straits Settlements "	6,460,076	7,990,872	7,637,093	7,275,156	6,130,193	24,808	30,349	30,239	28,832	24,431
Other Countries "	229,146	215,763	109,724	18,814	8,320	511	470	343	57	23
	10,408,774	16,086,653	11,736,618	12,258,470	10,975,127	31,416	43,106	36,816	36,549	33,206
Other Sorts "	—	—	—	—	—	6,953	18,971	19,381	34,638	27,185
TOTAL, Fruits and Vegetables "	—	—	—	—	—	38,369	62,137	56,197	71,087	60,301
Grain and Pulse:										
Jawar and Bajra:										
Turkey in Asia Cwt.	0	0	5,469	47,544	62,676	0	0	1,392	14,415	18,877
Other Countries "	330	1,287	85	1,707	1,173	110	282	26	413	357
	330	1,287	5,554	49,251	63,849	110	282	1,418	14,828	19,234
Pulse:										
China, Hong Kong Cwt.	163,690	38,501	6,036	35,322	8,410	55,720	12,554	1,563	11,823	2,779
Turkey in Asia "	24,331	15,743	30,957	21,004	65,118	7,526	5,180	9,829	7,454	22,576
Other Countries "	7,751	8,227	6,020	10,339	9,174	2,515	2,402	1,840	3,222	3,040
	195,772	62,471	43,022	66,665	82,702	65,761	20,136	13,232	22,304	28,395
Rice not in the Husk:										
China, Hong Kong Cwt.	64	38	0	0	23,516	20	18	0	0	9,183
Straits Settlements "	27,165	4,564	13,190	5,353	84,356	9,688	1,664	4,801	1,922	36,374
Other Countries "	889	1,534	1,914	1,877	13,519	371	500	826	746	5,870
	28,118	6,136	15,104	7,230	121,891	10,088	2,242	5,627	2,668	51,427
Wheat:										
Persia Cwt.	0	13,675	0	0	21,952	0	4,572	0	0	7,371
Turkey in Asia "	723	5,240	37	58,798	186,511	289	1,770	10	21,309	63,155
Australia "	0	0	0	395,006	111	0	0	0	128,807	27
Other Countries "	60	431	92	120	1,122	28	107	13	37	979
	783	19,346	129	454,814	209,699	317	6,518	29	150,243	75,932
Wheat Flour:										
China, Hong-Kong Cwt.	14,209	12,828	1,463	7,935	169	5,944	5,570	774	4,136	375
Straits Settlements "	7,175	2,610	2,893	1,323	739	2,810	1,128	1,140	693	890
Other Countries "	2,251	8,140	3,990	3,840	3,995	1,574	2,305	3,132	2,130	2,000
	23,725	18,578	8,346	13,098	4,903	10,328	9,003	6,052	6,929	2,765
Other Sorts "	10,930	32,401	13,371	31,376	41,650	2,792	8,493	3,450	8,121	10,550
TOTAL, Grain and Pulse "	259,658	139,745	85,526	622,234	624,091	89,800	46,674	23,814	295,093	183,303

IMPORTS of PRINCIPAL ARTICLES, distinguishing PRINCIPAL COUNTRIES—continued.

ARTICLES AND COUNTRIES.	QUANTITIES.					VALUE.				
	1902-3.	1903-4.	1904-5.	1905-6.	1906-7.	1902-3.	1903-4.	1904-5.	1905-6.	1906-7.
II.—ARTICLES OF FOOD AND DRINK—cont.										
Hops:										
United Kingdom - Cwt.	2,500	3,404	2,055	2,031	2,272	£ 16,307	£ 25,004	£ 29,051	£ 1,804	£ 14,394
Austria-Hungary - "	1,336	238	512	626	320	7,885	1,921	4,902	2,098	1,097
Other Countries - "	501	887	727	745	467	2,211	5,920	5,686	4,233	2,523
	4,427	4,619	4,194	4,002	3,059	26,383	33,445	40,639	18,730	18,914
Liquors:										
Ale, Beer and Porter:										
United Kingdom - Gals.	3,581,544	3,780,685	4,298,030	4,502,438	4,603,145	305,396	320,648	350,014	349,005	335,053
Belgium - "	18,408	12,057	21,347	56,334	40,460	3,090	2,214	3,411	6,073	5,486
Germany - "	182,401	228,311	252,923	334,646	339,005	31,667	39,140	45,285	58,038	57,120
Ceylon - "	17,806	18,207	5,143	2,589	2,068	1,295	1,330	315	155	187
Other Countries - "	19,779	23,856	30,087	46,391	18,116	2,071	3,424	3,773	4,887	3,340
	3,820,938	4,062,016	4,607,530	5,002,448	4,916,294	344,425	372,756	402,798	419,708	401,801
Cider and other Fermented Liquors:										
United Kingdom - Gals.	5,509	5,529	5,320	8,843	10,195	1,206	1,216	1,232	1,008	2,080
Other Countries - "	359	178	139	66	24	67	37	18	8	8
	5,868	5,707	5,459	8,909	10,219	1,273	1,253	1,250	1,016	2,088
Spirit:										
Brandy:										
United Kingdom - Gals.	61,964	75,024	58,707	52,591	32,150	45,010	51,064	39,163	36,522	23,655
France - "	197,087	210,459	240,715	270,771	249,108	113,609	120,916	139,174	157,605	149,858
Germany - "	48,737	61,861	54,312	62,604	38,579	9,431	11,013	10,181	11,585	6,687
Other Countries - "	13,575	15,088	16,724	20,157	14,120	2,854	2,524	2,793	4,600	3,129
	321,363	362,432	370,458	406,123	333,937	171,003	186,117	190,306	210,302	183,329
Gin:										
United Kingdom - Gals.	34,473	36,262	35,211	40,261	38,436	11,737	12,740	11,936	13,436	11,860
Belgium - "	5,850	3,367	3,245	4,160	3,426	1,466	644	593	745	609
Holland - "	22,514	27,856	29,473	27,072	21,857	4,950	5,733	5,866	5,745	4,154
Straits Settlements - "	4,421	7,831	6,077	5,534	3,133	791	1,311	1,011	920	620
Other Countries - "	3,188	3,538	2,105	2,061	1,723	585	747	516	421	340
	71,446	78,894	76,111	79,038	68,575	19,529	21,184	19,922	21,273	17,592
Liqueurs:										
United Kingdom - Gals.	7,335	6,849	6,058	6,425	3,987	7,013	6,586	5,419	6,132	4,245
France - "	2,943	3,744	4,000	4,531	4,250	2,647	3,255	4,023	3,854	3,688
Germany - "	3,030	2,820	3,426	3,883	3,307	1,645	1,634	1,768	2,158	1,680
Other Countries - "	1,271	1,101	985	867	718	977	855	732	790	651
	14,583	14,514	14,469	15,706	12,262	12,282	12,330	11,942	12,920	10,264
Rum:										
United Kingdom - Gals.	8,564	11,498	11,370	11,845	10,710	2,854	3,829	4,058	3,700	3,272
Straits Settlements - "	30,894	46,571	43,941	45,868	22,848	2,269	3,204	3,256	3,267	1,530
Other Countries - "	4,238	6,983	6,770	17,012	33,021	735	917	1,172	1,746	2,481
	43,686	65,052	62,081	74,725	66,579	6,858	7,950	8,486	8,721	7,283
Whisky:										
United Kingdom - Gals.	572,090	572,218	503,317	634,308	570,020	261,174	255,144	249,502	270,769	248,226
Germany - "	31,850	23,683	21,614	13,112	10,832	10,524	9,283	6,449	3,180	2,628
Other Countries - "	2,088	1,904	1,619	1,835	2,002	1,289	1,160	1,122	824	1,067
	606,027	602,790	526,550	649,255	582,854	272,987	265,587	257,073	283,782	251,921
Spirit used in Drugs, Medicines or Chemicals:										
United Kingdom - Gals.	54,335	55,272	63,320	64,461	64,098	65,729	67,707	74,113	72,403	75,296
Belgium - "	170	269	287	1,479	2,692	184	242	478	2,702	3,277
France - "	1,955	2,176	2,030	2,613	1,644	3,176	3,137	5,389	4,601	3,852
Germany - "	2,968	3,242	2,737	2,686	4,628	1,312	1,776	1,788	2,053	1,788
United States - "	4,001	5,570	7,622	9,010	10,434	8,277	11,319	14,238	17,751	18,057
Other Countries - "	4,608	3,667	1,643	1,658	2,385	2,169	1,932	1,588	1,507	1,757
	69,497	70,196	75,642	81,907	86,801	80,847	86,113	97,594	101,167	104,927
Spirit, Perfumed:										
United Kingdom - Gals.	9,103	11,259	10,582	10,460	8,473	24,753	30,867	26,430	27,450	25,831
Belgium - "	2,581	2,803	3,317	5,308	3,953	3,551	3,428	4,308	7,542	6,007
France - "	1,113	2,717	2,238	2,140	810	2,940	4,787	4,442	3,351	1,605
Germany - "	4,622	5,921	7,285	5,090	2,207	6,271	8,593	10,190	6,405	4,151
United States - "	381	521	355	494	348	2,678	3,106	2,571	3,373	2,515
Other Countries - "	335	1,534	727	638	500	1,755	2,385	2,150	1,313	1,442
	18,140	24,815	24,504	24,080	16,351	41,954	53,256	50,100	49,524	41,551

IMPORTS of PRINCIPAL ARTICLES, distinguishing PRINCIPAL COUNTRIES—continued.

ARTICLES AND COUNTRIES.	QUANTITIES.					VALUE.				
	1902-3.	1903-4.	1904-5.	1905-6.	1906-7.	1902-3.	1903-4.	1904-5.	1905-6.	1906-7.
II.—ARTICLES OF FOOD AND DRINK—cont.										
Liquors—cont.										
Spirit—cont.										
Spirit, Methylated:										
Austria-Hungary - - - - - Gals.	10,721	6,497	20,936	29,058	20,472	2,038	648	3,008	3,994	4,217
Germany - - - - - "	57,001	32,761	21,033	32,934	70,068	6,274	3,754	2,680	3,543	7,542
Straits Settlements - - - - - "	9,226	114	14,132	33,746	23,024	926	12	900	2,404	1,707
Other Countries - - - - - "	5,314	1,194	3,979	34,267	53,785	601	238	726	2,582	4,734
"	91,352	40,566	65,080	130,055	181,369	9,887	4,652	7,398	12,523	18,200
Other Sorts - - - - - Gals.	144,844	150,582	161,497	159,413	130,803	20,205	23,816	27,808	23,012	22,900
Total of Spirit:										
United Kingdom - - - - - Gals.	755,304	774,530	761,452	827,511	766,686	420,645	431,516	413,869	442,568	393,036
Austria-Hungary - - - - - "	26,376	17,231	32,663	40,235	35,206	4,159	2,831	5,643	6,566	6,963
Belgium - - - - - "	11,810	9,490	11,526	15,611	13,600	6,396	5,274	6,943	12,019	11,088
France - - - - - "	208,490	219,632	250,901	230,702	256,472	122,613	132,297	152,387	169,766	169,241
Germany - - - - - "	220,248	201,971	179,604	197,912	198,575	42,597	42,704	40,789	36,582	31,681
Holland - - - - - "	32,764	30,195	40,443	40,113	32,977	6,847	8,475	8,038	7,926	5,941
United States - - - - - "	5,794	6,641	3,754	9,939	11,631	11,263	14,887	17,335	21,430	21,976
Ceylon - - - - - "	64,443	72,898	76,492	69,600	58,665	11,686	14,523	15,600	13,743	12,267
Straits Settlements - - - - - "	56,146	56,321	71,226	89,741	56,218	6,105	5,144	6,258	3,904	4,465
Other Countries - - - - - "	4,578	11,517	11,146	49,123	64,331	2,281	3,349	3,767	5,129	6,319
"	1,830,953	1,409,831	1,444,207	1,620,492	1,489,361	634,592	661,006	670,619	725,233	657,967
Wines:										
Champagne:										
United Kingdom - - - - - Gals.	23,493	17,565	13,374	17,372	13,292	43,838	32,349	23,743	31,724	23,385
Belgium - - - - - "	7,405	5,720	5,912	10,072	7,819	14,349	11,151	11,411	20,004	15,447
France - - - - - "	4,893	5,724	9,336	7,210	6,638	8,466	9,877	10,827	12,447	11,082
Other Countries - - - - - "	358	318	215	205	467	522	433	287	237	607
"	36,149	29,327	28,837	34,868	28,216	67,175	63,810	52,268	64,412	50,521
Claret:										
United Kingdom - - - - - Gals.	15,774	14,736	13,000	10,905	3,084	7,649	5,310	4,079	3,186	2,523
France - - - - - "	29,792	32,910	24,317	28,735	27,353	9,005	9,133	6,978	3,404	6,976
Other Countries - - - - - "	12,518	14,124	11,183	7,775	3,576	2,797	2,592	2,220	2,007	1,583
"	61,084	61,770	48,506	47,415	44,013	19,451	16,950	13,277	13,597	11,086
Port:										
United Kingdom - - - - - Gals.	79,577	74,767	75,995	79,977	77,080	47,088	44,357	44,785	47,073	45,330
Gibraltar - - - - - "	2,598	2,061	2,000	2,223	2,556	1,694	1,457	1,280	1,543	1,961
Germany - - - - - "	3,140	4,310	6,620	7,674	7,544	723	953	1,525	1,724	1,554
Other Countries - - - - - "	3,957	5,223	6,356	5,925	3,430	1,200	1,950	2,613	2,151	3,223
"	89,272	86,364	91,371	95,804	95,610	50,795	48,717	50,192	53,396	51,968
Sherry:										
United Kingdom - - - - - Gals.	21,666	20,501	13,427	20,213	18,023	11,044	10,321	9,348	10,800	9,595
Other Countries - - - - - "	3,933	4,323	5,340	4,627	4,173	1,601	1,481	1,822	1,554	1,605
"	25,599	24,829	23,767	24,845	22,196	12,645	11,762	11,165	12,154	11,200
Other Sorts - - - - - "	121,747	130,733	126,729	128,737	139,307	50,064	51,967	47,687	64,797	51,213
Total of Wines:										
United Kingdom - - - - - Gals.	183,604	166,534	156,649	171,023	150,699	131,119	113,021	98,542	113,872	97,869
Belgium - - - - - "	11,104	9,320	9,740	13,977	11,672	16,214	13,182	13,485	22,693	17,686
France - - - - - "	33,385	39,947	33,073	33,575	30,587	34,654	37,390	43,401	41,837	40,313
Germany - - - - - "	6,905	7,740	9,862	11,293	11,752	2,480	2,322	2,699	3,179	3,199
Holland - - - - - "	2,763	2,774	3,952	4,971	3,887	1,950	1,983	2,459	3,373	2,755
Italy - - - - - "	13,527	16,004	16,173	16,384	15,982	3,956	3,889	4,527	4,075	4,105
Portugal - - - - - "	4,981	3,043	6,338	5,103	3,334	1,234	2,370	1,775	1,354	2,525
Gibraltar - - - - - "	5,481	3,442	3,146	3,245	3,627	2,307	2,241	1,910	2,085	2,608
Australia - - - - - "	4,593	7,021	7,369	5,569	9,103	1,233	1,698	1,805	1,354	2,076
Other Countries - - - - - "	17,443	23,143	17,902	17,519	14,019	4,478	5,145	3,036	4,479	3,153
"	339,851	333,023	319,209	341,669	323,342	200,180	183,196	174,599	196,356	175,988
TOTAL of Liquors - - - - -	5,541,610	6,310,577	6,376,965	6,973,513	6,745,216	1,180,420	1,218,210	1,249,316	1,345,203	1,237,344

IMPORTS of PRINCIPAL ARTICLES, distinguishing PRINCIPAL COUNTRIES—continued.

ARTICLES AND COUNTRIES.	QUANTITIES.					VALUE.				
	1902-3.	1903-4.	1904-5.	1905-6.	1906-7.	1902-3.	1903-4.	1904-5.	1905-6.	1906-7.
II.—ARTICLES OF FOOD AND DRINK—cont.										
Tea:										
United Kingdom - - - - - Lb.	33,617	32,589	33,617	29,587	18,752	£ 1,315	£ 1,358	£ 1,462	£ 1,304	£ 868
Ceylon - - - - - "	780,078	493,365	1,612,608	1,741,838	812,869	20,806	12,002	40,461	42,791	20,815
China, Hong-Kong - - - - - "	98,411	204,585	102,829	72,132	36,387	3,565	7,234	3,356	2,876	1,457
" Treaty Ports - - - - - "	2,111,442	2,141,847	1,229,709	1,806,935	1,023,096	84,745	90,869	53,918	55,295	56,661
Java - - - - - "	267,623	305,400	199,225	151,681	322,606	14,273	14,380	3,550	7,707	15,283
Straits Settlements - - - - - "	491,248	542,301	532,936	491,231	457,449	11,696	12,681	13,066	12,135	12,375
Other Countries - - - - - "	70,940	12,798	23,611	5,668	7,716	918	410	583	221	200
	3,848,357	3,672,333	3,734,579	3,799,272	2,683,875	187,820	188,882	126,401	122,329	107,669
Other Articles - - - - - Cwt.	160	541	637	547	779	20	53	75	67	68
TOTAL, Articles of Food and Drink	—	—	—	—	—	7,004,171	7,796,483	8,724,321	9,724,037	10,476,852
III.—METALS AND MANUFACTURES OF:										
Metals:										
Brass (mainly wrought):										
United Kingdom - - - - - Cwt.	5,788	5,141	5,401	5,626	5,762	23,002	20,234	19,625	24,492	27,277
Austria-Hungary - - - - - "	448	394	596	448	464	4,382	3,127	4,762	3,045	3,845
Belgium - - - - - "	1,008	1,094	1,069	796	980	3,802	4,037	4,040	3,269	4,575
Germany - - - - - "	913	623	603	602	596	5,725	3,114	3,776	4,653	4,055
Italy - - - - - "	2,028	2,670	997	1,219	812	6,903	9,245	3,410	4,889	3,713
Other Countries - - - - - "	1,461	1,275	1,144	2,092	2,524	4,128	3,578	2,799	5,337	6,968
	11,644	11,097	9,810	10,783	11,136	46,942	43,935	38,412	46,235	50,433
Copper:										
Old, for remanufacture - - - - - Cwt.	1,156	951	1,723	1,561	1,882	3,021	2,517	4,420	4,568	4,885
Unwrought:										
Tiles, Ingots, Cakes and Bricks:										
United Kingdom - - - - - Cwt.	12,614	17,366	19,763	2,400	8,906	41,594	57,620	62,677	3,975	42,252
United States - - - - - "	0	0	4,450	0	0	0	0	13,795	0	0
Ceylon - - - - - "	15,509	21,143	4,022	1	0	62,036	30,941	15,414	4	0
China, Hong-Kong - - - - - "	42,024	23,040	5,742	1,000	500	120,244	65,559	18,442	3,845	2,450
Japan - - - - - "	7,433	20,446	5,223	1,057	3,227	20,920	63,505	17,069	4,093	15,163
Straits Settlements - - - - - "	569	4,509	242	106	0	1,684	14,635	815	437	0
Australia - - - - - "	10,001	14,459	29,440	15,520	1	40,004	55,080	112,080	56,915	2
Other Countries - - - - - "	86	126	54	77	27	291	898	200	254	101
	88,241	101,689	68,936	20,161	12,661	236,773	337,723	249,493	74,523	59,968
Other Sorts:										
China, Hong-Kong - - - - - Cwt.	3,811	0	1,500	500	0	10,591	0	4,500	1,925	0
Japan - - - - - "	0	4,765	0	2,000	500	0	18,329	0	7,964	2,302
Other Countries - - - - - "	92	170	5	0	0	339	519	15	0	0
	3,903	4,935	1,505	2,500	500	10,930	14,348	4,515	9,909	2,302
Wrought:										
Braziers and Sheets: *										
United Kingdom - - - - - Cwt.	—	—	—	60,282	32,318	—	—	—	242,140	100,417
Belgium - - - - - "	—	—	—	4,541	4,562	—	—	—	19,219	23,691
Other Countries - - - - - "	—	—	—	44	110	—	—	—	202	538
	—	—	—	64,867	36,990	—	—	—	261,561	124,646
Lametta:										
United Kingdom - - - - - Cwt.	95	121	75	4	1	1,114	1,494	915	48	11
Austria-Hungary - - - - - "	1,956	1,758	2,016	1,213	611	22,765	19,706	22,475	19,599	6,975
France - - - - - "	1,188	1,347	1,449	978	1,233	14,020	15,180	13,690	10,222	14,111
Germany - - - - - "	2	1	253	238	619	94	11	3,023	2,776	7,241
Other Countries - - - - - "	169	43	2	41	58	2,168	524	28	443	654
	3,416	3,270	3,795	2,474	2,522	40,161	36,885	40,131	27,085	28,996
Mixed or Yellow Metal for Sheathing:										
United Kingdom - - - - - Cwt.	188,114	177,445	214,822	114,655	76,060	559,187	533,193	640,378	346,691	300,331
Belgium - - - - - "	1,310	1,605	2,157	1,402	85	3,837	4,665	6,443	4,203	888
Germany - - - - - "	4,948	12,177	21,043	44,977	60,815	14,313	35,761	61,301	142,806	232,213
Italy - - - - - "	951	954	1,403	387	732	3,079	3,161	4,586	1,337	2,795
Other Countries - - - - - "	341	517	759	374	81	655	1,240	1,417	993	300
	195,672	192,698	240,184	161,795	138,373	581,071	573,050	714,180	495,535	542,027

* From April, 1905.

IMPORTS OF PRINCIPAL ARTICLES, distinguishing PRINCIPAL COUNTRIES—continued.

ARTICLES AND COUNTRIES.	QUANTITIES.					VALUE.				
	1902-3.	1903-4.	1904-5.	1905-6.	1906-7.	1902-3.	1903-4.	1904-5.	1905-6.	1906-7.
III.—METALS AND MANUFACTURES OF										
<i>—cont.</i>										
Metals—cont.										
Copper—cont.										
Wrought—cont.										
Other Manufactures:										
United Kingdom Cwt.	85,471	98,661	70,868	18,791	16,502	£ 811,007	£ 355,525	£ 232,224	£ 58,725	£ 83,880
Austria-Hungary "	278	344	406	290	265	3,942	4,342	5,040	3,894	3,730
Belgium "	12,451	17,081	17,952	1,886	1,211	45,006	61,981	64,841	6,179	6,448
France "	594	311	302	423	305	7,620	3,934	3,622	5,171	4,050
Germany "	4,069	12,885	12,488	232	350	15,196	46,820	44,011	1,523	3,415
United States "	20	0	18	1,645	209	94	0	100	6,671	978
Other Countries "	669	866	561	302	689	3,407	3,742	2,224	2,103	3,461
	103,462	130,148	111,090	18,159	19,531	886,332	476,344	402,223	84,266	105,957
TOTAL, Copper "	395,850	483,091	427,233	271,517	211,959	1,308,238	1,445,882	1,405,968	956,495	923,770
German Silver:										
United Kingdom Cwt.	8,262	10,626	10,937	11,934	9,162	45,591	52,409	54,951	50,820	51,149
Austria-Hungary "	3,605	4,246	7,166	5,902	5,592	55,181	25,216	48,940	34,544	37,188
Belgium "	415	640	719	384	1,231	2,517	3,886	4,561	2,066	8,252
France "	128	63	4	24	25	1,788	919	46	293	329
Germany "	5,712	2,802	1,840	3,363	3,732	35,455	17,090	11,537	19,813	23,036
Italy "	10	0	2,068	20	11	173	0	12,849	232	68
Other Countries "	0	5	1	0	0	0	86	9	0	0
	23,132	18,387	22,735	21,527	19,753	140,705	99,646	127,842	107,838	120,022
Iron:										
Old, for remanufacture Cwt.										
	15,301	22,036	14,333	14,866	17,935	2,248	3,039	1,838	1,801	2,574
Cast (pig):										
United Kingdom Cwt.	350,014	500,072	447,684	623,039	667,269	67,057	85,954	76,023	106,150	122,372
Aden "	101,580	28,880	23,800	7,580	0	21,649	5,796	4,760	1,516	0
Other Countries "	3,930	3,001	303	544	16	1,796	576	87	193	6
	460,574	531,953	471,787	630,163	667,265	90,502	92,326	80,870	107,864	122,378
Wrought:										
Anchor, Cable and Kentledge:										
United Kingdom Cwt.	16,405	26,014	27,658	30,588	27,762	14,534	25,609	24,217	27,270	23,841
Other Countries "	357	10	52	104	147	171	11	34	61	84
	16,762	26,024	27,710	30,692	27,909	14,705	25,620	24,251	27,331	23,925
Angle, Bolt and Rod:										
United Kingdom Cwt.	88,564	32,641	16,854	17,496	19,460	18,164	13,758	6,902	6,636	9,187
Belgium "	113,779	106,803	91,066	74,177	35,655	42,800	37,513	30,429	24,648	12,634
Germany "	8,621	13,615	20,630	21,439	3,820	4,099	6,730	9,443	10,275	1,008
Sweden "	1,023	7,261	2,047	1,981	11,464	546	3,769	1,169	1,031	6,204
Other Countries "	8	2,293	222	518	418	22	768	192	207	179
	164,995	162,413	130,818	115,661	70,817	65,191	62,528	48,075	42,797	30,202
Bar:										
United Kingdom Cwt.	161,291	182,582	178,360	214,365	175,249	70,426	77,799	70,649	79,762	75,439
Belgium "	496,103	408,175	441,638	492,122	368,936	167,126	181,292	186,345	148,155	127,287
Germany "	32,304	37,995	25,884	60,566	23,932	15,869	17,920	12,247	30,780	12,253
Sweden "	13,100	21,514	17,188	13,394	37,503	7,066	11,228	8,827	7,159	19,263
Other Countries "	63	143	47	518	924	25	45	27	130	353
	702,861	650,409	658,612	781,360	606,604	260,512	238,294	228,095	205,934	234,600
Beams, Pillars, Girders and Bridgework:										
United Kingdom Cwt.	62,577	34,760	116,180	124,589	198,352	41,100	51,033	60,480	63,488	129,748
Belgium "	701	3,257	19,014	24,111	6,041	216	1,337	7,138	8,584	2,351
Other Countries "	232	1,270	59	817	1,850	159	1,604	81	540	1,122
	63,510	39,287	135,253	149,517	206,243	41,475	53,974	67,694	72,662	133,221
Bolts and Nuts:										
United Kingdom Cwt.	—	—	—	36,537	50,431	—	—	—	39,055	55,304
Belgium "	—	—	—	17,360	23,439	—	—	—	12,836	21,407
Other Countries "	—	—	—	184	121	—	—	—	181	131
	—	—	—	54,081	73,991	—	—	—	52,072	76,842
Hoop:										
United Kingdom Cwt.	47,935	49,730	35,461	49,764	40,953	20,045	20,521	14,085	19,403	13,179
Belgium "	29,512	22,582	20,569	26,742	16,171	13,152	10,448	9,035	11,384	7,054
Germany "	1,315	159	494	10,046	5,124	589	84	193	4,239	1,947
Other Countries "	53	42	10	86	113	22	31	5	25	64
	78,815	72,513	56,154	87,598	62,361	33,808	31,064	23,318	35,051	27,244

* From April 1905.

IMPORTS OF PRINCIPAL ARTICLES, distinguishing PRINCIPAL COUNTRIES—continued.

ARTICLES AND COUNTRIES.	QUANTITIES.					VALUE.				
	1902-3.	1903-4.	1904-5.	1905-6.	1906-7.	1902-3.	1903-4.	1904-5.	1905-6.	1906-7.
III.—METALS AND MANUFACTURES OF										
<i>—cont.</i>										
Metals—cont.										
Iron—cont.										
Wrought—cont.										
Nails, Screws, Rivets, and Washers:										
						£.	£	£	£	£
United Kingdom - - Cwt.	60,220	56,505	72,904	66,678	66,947	57,165	55,250	69,363	61,600	71,812
Austria-Hungary - - "	28,953	41,983	32,901	30,395	27,797	16,067	24,120	18,047	16,883	16,103
Belgium - - - - "	63,053	76,060	78,404	96,621	88,492	36,876	44,760	43,704	56,293	56,349
Germany - - - - "	23,844	63,068	84,329	36,482	42,058	18,734	41,017	21,590	23,056	26,115
Holland - - - - "	95	226	4,194	5,216	6,307	49	140	2,213	2,922	3,304
Norway - - - - "	20,395	26,014	21,928	45,244	37,378	12,833	14,555	11,973	21,864	18,801
Sweden - - - - "	4,260	3,715	2,177	2,600	2,432	2,859	5,673	2,453	3,073	2,786
United States - - - "	3,804	5,283	9,598	12,470	11,102	2,025	2,871	5,365	6,953	6,061
Other Countries - - "	142	325	158	193	174	229	223	150	93	173
	203,566	233,734	256,593	295,334	282,637	147,537	189,623	175,453	193,247	201,499
Pipes and Tubes:										
United Kingdom - - Cwt.	373,959	749,099	540,622	466,750	583,019	183,639	331,494	233,733	220,344	281,021
Belgium - - - - "	13,627	19,271	6,594	9,995	37,595	9,532	12,928	4,665	6,368	25,265
United States - - - "	26,191	49,302	81,560	37,137	46,730	30,778	39,295	63,856	27,203	33,540
Other Countries - - "	979	3,011	865	173	1,145	693	2,290	641	242	717
	414,756	821,783	629,641	514,060	668,539	229,542	385,407	307,925	254,657	341,152
Rice Bowls:										
United Kingdom - - Cwt.	82,846	91,900	99,093	97,102	101,568	52,360	59,708	64,010	58,168	58,363
Other Countries - - "	3,004	2,767	1,399	1,305	1,471	1,573	1,659	754	1,140	963
	85,850	94,667	101,092	98,407	103,039	53,933	61,367	64,764	59,308	59,321
Sheets and Plates, Galvanised:										
United Kingdom - - Cwt.	1,156,173	1,233,056	1,944,937	1,339,063	1,365,611	700,025	714,701	1,051,055	732,756	1,243,971
Belgium - - - - "	5,342	7,103	8,396	5,757	9,763	3,337	3,935	4,434	3,235	6,152
Other Countries - - "	93	3,029	106	323	5,454	125	1,319	57	211	3,645
	1,162,108	1,243,188	1,953,029	1,345,143	1,380,828	703,587	720,545	1,055,566	736,202	1,253,768
Sheets and Plates, Tinned:										
United Kingdom - - Cwt.	242,698	297,942	375,026	357,231	242,504	189,327	212,477	254,054	245,248	187,468
Other Countries - - "	293	214	2,067	671	374	204	230	1,125	786	353
	242,991	298,156	377,093	357,902	242,878	189,531	212,707	255,179	246,034	187,821
Sheets and Plates, not Galvanised or Tinned:										
United Kingdom - - Cwt.	29,281	33,656	20,866	17,629	13,533	14,732	14,439	9,262	7,417	7,090
Belgium - - - - "	74,442	60,569	49,958	62,985	53,293	23,297	22,596	13,063	22,039	20,021
Other Countries - - "	766	1,023	2,714	340	232	233	424	923	194	89
	104,489	95,248	73,538	80,954	67,058	48,262	37,459	23,248	30,550	27,100
Wire:										
United Kingdom - - Cwt.	7,415	5,051	5,207	3,941	3,259	5,999	4,011	3,851	6,333	6,855
Austria-Hungary - - "	3,064	9,526	9,908	10,133	5,875	4,336	5,371	5,571	5,457	3,487
Belgium - - - - "	14,479	19,447	26,500	20,045	34,513	8,622	10,873	14,373	14,343	21,304
Germany - - - - "	1,193	4,001	5,159	4,552	2,100	696	2,191	2,927	2,622	1,330
Other Countries - - "	1,107	2,157	3,532	3,319	3,029	873	1,698	2,757	2,713	1,392
	32,258	40,212	50,396	53,043	53,776	20,516	24,144	29,979	31,973	34,368
Other manufactures of Iron or of Iron mixed with Steel:										
United Kingdom - - Cwt.	108,272	102,363	120,316	60,998	143,147	83,257	83,321	91,383	42,796	97,467
Belgium - - - - "	35,794	23,004	43,652	26,949	23,039	20,975	19,970	24,369	11,335	12,339
Germany - - - - "	1,033	2,667	1,59	2,904	7,372	4,446	6,880	3,907	6,55	3,742
Russia - - - - "	18,002	1,659	889	0	0	9,919	946	301	0	0
United States - - - "	4,627	7,459	11,443	3,521	273	3,547	4,181	6,773	2,498	409
Other Countries - - "	3,868	1,684	3,459	271	473	1,778	1,455	2,190	729	911
	172,196	144,466	181,353	94,643	184,954	123,922	116,753	132,073	64,461	120,363
TOTAL, Iron	3,925,332	4,576,139	5,117,432	4,710,334	5,321,904	2,020,326	2,253,860	2,523,408	2,271,794	2,378,333

IMPORTS of PRINCIPAL ARTICLES, distinguishing PRINCIPAL COUNTRIES—continued.

ARTICLES AND COUNTRIES.	QUANTITIES.					VALUE.									
	1902-3.	1903-4.	1904-5.	1905-6.	1906-7.	1902-3.	1903-4.	1904-5.	1905-6.	1906-7.					
III.—METALS AND MANUFACTURES OF.															
<i>—cont.</i>															
Metals—cont.															
Lead :						£	£	£	£	£					
Ore :															
United Kingdom - - - Cwt.	1,046	282	1,348	670	507	890	240	1,102	540	431					
Belgium - - - - - "	2,652	3,149	2,666	2,432	2,059	2,427	2,231	3,475	2,256	1,080					
Other Countries - - - "	655	410	565	192	30	543	350	472	151	21					
	4,353	3,850	4,579	3,294	2,596	3,960	3,621	4,049	2,947	2,435					
Pig :															
United Kingdom - - - Cwt.	8,295	15,415	11,219	11,976	6,278	5,477	9,944	7,522	9,096	6,211					
France - - - - - "	12,152	8,496	6,694	7,278	1,808	7,572	5,252	4,547	5,559	1,722					
Ceylon - - - - - "	1,101	1,411	1,540	1,600	1,265	767	1,028	1,068	1,035	838					
Australia - - - - - "	0	0	0	8,022	10,001	0	0	0	5,352	9,458					
Other Countries - - - "	37	59	0	391	219	27	40	0	286	1,012					
	21,585	25,381	19,453	29,967	19,566	13,843	16,262	13,135	21,378	19,241					
Wrought :															
Sheets, Pipes, and Tubes :															
United Kingdom - - - Cwt.	* 11,821	11,307	9,727	12,681	11,750	9,424	8,974	7,795	11,909	12,147					
Other Countries - - - "	166	1,324	359	925	62	136	1,008	305	795	61					
	11,987	12,631	10,086	13,606	11,812	9,560	10,070	8,100	12,704	12,208					
Sheets for Tea-chests :															
United Kingdom - - - Cwt.	73,049	86,404	98,513	77,621	49,710	76,955	82,312	85,939	71,045	52,010					
Australia - - - - - "	0	0	0	4,000	6,000	0	0	0	3,350	4,728					
Other Countries - - - "	1,557	1,862	238	545	1,597	1,506	1,962	259	521	1,711					
	79,606	88,266	98,751	82,166	57,307	78,461	84,274	86,198	74,916	58,449					
Other Sorts (mainly wrought) "						10,623	9,946	11,188	15,511	11,174	10,799	9,630	11,223	14,678	13,171
TOTAL, Lead - - - "	133,154	140,104	134,057	143,844	102,455	116,523	123,757	122,705	126,518	105,504					
Quicksilver :															
United Kingdom - - - - - Lb.	94,056	107,442	182,025	249,341	262,939	11,002	12,316	19,909	25,380	26,903					
Austria-Hungary - - - - - "	119,175	100,210	56,500	7,150	333	13,844	11,571	6,137	755	34					
Other Countries - - - - - "	8,008	24,842	37	71	1,947	930	2,889	4	7	209					
	221,239	232,494	238,562	256,562	265,219	25,776	26,776	26,050	26,142	27,146					
Steel :															
Angle, Channel, and Spring :															
United Kingdom - - - - - Cwt.	167,903	224,793	207,717	242,333	314,233	62,415	78,021	70,381	87,671	116,904					
Belgium - - - - - "	46,744	48,636	81,979	195,581	128,310	17,230	16,285	26,240	68,280	44,940					
Germany - - - - - "	7,622	8,588	9,974	13,126	3,016	2,785	3,079	3,295	4,445	1,067					
United States - - - - - "	394	0	8,416	3,678	803	144	0	2,656	1,192	166					
	222,753	282,017	308,086	454,718	445,867	82,574	97,385	102,572	159,597	163,067					
Bars :															
United Kingdom - - - - - Cwt.	107,764	170,496	155,574	196,685	224,324	49,523	71,443	63,546	68,494	80,305					
Belgium - - - - - "	638,270	858,451	892,235	1,633,528	1,135,309	223,224	288,056	280,236	518,488	390,594					
France - - - - - "	328	65	379	5	0	2,789	557	1,315	43	0					
Germany - - - - - "	99,533	78,246	68,414	133,923	28,010	36,296	29,476	25,524	44,880	11,078					
Sweden - - - - - "	9,909	8,185	9,709	1,797	13,761	8,485	6,586	7,438	1,434	10,692					
United States - - - - - "	714	482	103,151	5,879	875	400	368	31,314	2,257	539					
Other Countries - - - - - "	197	18	98	1,857	433	346	127	142	588	170					
	856,715	1,115,933	1,229,590	1,983,574	1,402,762	321,068	306,613	409,565	680,193	409,468					
Beams, Pillars, Girders, and Bridgework :															
United Kingdom - - - - - Cwt.	164,915	343,102	274,845	404,614	431,146	61,117	121,033	88,239	131,777	161,920					
Belgium - - - - - "	256,969	322,500	302,012	566,959	492,748	84,087	100,543	91,276	171,307	152,223					
Germany - - - - - "	14,767	24,037	12,703	42	38	4,400	6,780	3,540	15	12					
United States - - - - - "	0,823	5,770	32,204	14,787	15	2,483	1,624	9,555	4,511	30					
Other Countries - - - - - "	0	111	3,095	265	103	0	83	922	162	71					
	443,479	695,520	624,919	986,667	924,050	152,087	230,068	193,582	307,672	314,256					
Cast :															
United Kingdom - - - - - Cwt.	11,262	11,868	15,655	23,637	27,316	13,075	13,033	14,123	25,606	30,625					
Belgium - - - - - "	676	125	67	13,693	7,024	466	77	215	7,522	4,910					
Germany - - - - - "	3,268	2,798	7,331	19,555	9,972	2,530	1,970	5,433	12,944	6,008					
Sweden - - - - - "	900	925	750	10,517	4,597	702	698	565	8,007	3,786					
Other Countries - - - - - "	83	212	66	425	130	154	263	544	1,635	114					
	16,189	15,928	24,360	72,227	48,039	16,936	16,041	20,865	55,714	45,443					

IMPORTS of PRINCIPAL ARTICLES, distinguishing PRINCIPAL COUNTRIES—continued.

ARTICLES AND COUNTRIES.	QUANTITIES.					VALUE.				
	1902-3.	1903-4.	1904-5.	1905-6.	1906-7.	1902-3.	1903-4.	1904-5.	1905-6.	1906-7.
III.—METALS AND MANUFACTURES OF—										
<i>cont.</i>										
Railway Plant and Rolling Stock—cont.										
Locomotive Engines and Tenders and parts thereof:						£	£	£	£	£
United Kingdom -	—	—	—	—	—	366,528	217,240	205,178	201,280	507,968
Germany -	—	—	—	—	—	0	60,841	481	682	728
Other Countries -	—	—	—	—	—	816	138	840	10	73
	—	—	—	—	—	367,342	278,219	206,999	201,981	508,769
Rails and Fishplates of Steel and Iron:										
United Kingdom - Cwt.	788,048	848,760	789,888	510,456	1,400,521	245,856	257,984	238,858	184,861	559,680
Belgium -	17,962	77,928	58,026	39,149	91,166	7,029	25,100	17,593	12,513	27,881
United States - "	0	118	0	79	699	0	114	0	88	228
	788,010	926,806	797,914	549,684	1,591,386	252,885	283,198	256,446	167,447	584,746
Sleepers and Keys of Steel and Iron:										
United Kingdom - Cwt.	189,492	81,052	128,165	434,888	291,808	55,638	19,719	29,323	116,066	87,410
Australia - "	0	40	0	21,918	6,640	0	12	0	5,184	1,605
Other Countries - "	209	460	815	0	4,560	74	227	320	0	2,100
	189,641	81,552	129,980	456,799	302,008	55,712	19,958	29,643	121,200	91,121
Sleepers of Wood:										
United Kingdom - Cwt.	0	50,998	4,050	18,887	13,589	0	11,590	619	3,026	3,088
Australia - "	47,742	108,681	859,940	301,288	431,895	15,197	29,188	74,719	68,243	82,199
Other Countries - "	884	0	340	99	0	322	0	78	12	0
	48,626	159,579	864,330	320,249	444,931	15,519	40,728	75,416	71,281	85,282
Other Materials for Construction:										
United Kingdom - Cwt.	206,182	261,129	326,780	426,891	997,202	122,241	127,249	185,188	254,159	490,947
Other Countries - "	439	3,723	1,905	3,502	1,450	238	1,449	1,524	2,614	1,121
	206,621	264,852	328,685	430,393	998,652	122,479	128,698	186,692	256,773	492,068
TOTAL, Railway Plant and Rolling Stock						—	—	—	—	—
TOTAL, Metals and Manufactures of—						9,607,822	10,874,193	11,428,824	11,904,494	15,094,504
IV.—CHEMICALS, DRUGS, MEDICINES AND NARCOTICS, DYEING AND TANNING MATERIALS:										
Chemicals:										
Alum:										
United Kingdom - Cwt.	60,020	67,451	59,768	70,188	68,619	18,463	20,361	18,298	21,023	20,251
Other Countries - "	1,061	479	417	615	3,725	325	189	124	181	1,043
	61,081	67,930	60,170	70,803	72,344	18,789	20,550	18,422	21,204	21,294
Arsenic:										
Germany - Cwt.	1,080	458	664	623	385	1,600	654	818	591	668
China, Hong-Kong - "	1,407	1,449	563	1,133	505	1,699	1,865	818	1,699	825
Other Countries - "	470	448	655	834	1,035	699	588	862	978	1,453
	2,957	2,355	1,882	2,490	1,925	3,998	3,107	2,508	3,268	2,946
Bleaching Materials: *										
United Kingdom - Cwt.	—	—	—	33,697	52,454	—	—	—	12,789	19,687
Belgium - "	—	—	—	4,409	3,180	—	—	—	1,667	2,798
Other Countries - "	—	—	—	652	267	—	—	—	266	91
	—	—	—	38,758	60,901	—	—	—	14,722	22,576
Calcium Carbide: *										
Belgium - Cwt.	—	—	—	1,661	1,034	—	—	—	1,455	916
Germany - "	—	—	—	4,612	5,822	—	—	—	4,167	5,255
Other Countries - "	—	—	—	2,270	1,514	—	—	—	1,774	1,538
	—	—	—	8,543	8,370	—	—	—	7,396	7,504
Copperas:										
United Kingdom - Cwt.	17,555	25,780	20,162	24,644	20,231	3,571	5,602	4,294	5,465	5,789
Other Countries - "	172	249	78	549	449	53	132	99	441	369
	17,727	26,029	20,240	25,193	20,680	3,624	5,734	4,393	5,906	6,158
Cyanide of Potassium: *										
United Kingdom - Cwt.	—	—	—	2,677	5,098	—	—	—	10,548	19,462
Germany - "	—	—	—	1,910	0	—	—	—	6,818	0
	—	—	—	4,587	5,098	—	—	—	17,366	19,462
Disinfectants: *										
United Kingdom - Cwt.	—	—	—	14,238	15,596	—	—	—	15,875	18,080
Other Countries - "	—	—	—	282	237	—	—	—	395	308
	—	—	—	14,515	15,833	—	—	—	16,270	18,388
Sal-ammoniac:										
United Kingdom - Cwt.	3,810	4,677	4,460	5,327	5,704	7,288	9,354	8,861	10,497	11,119
Other Countries - "	0	0	8	25	66	0	0	6	46	143
	3,810	4,677	4,468	5,352	5,770	7,288	9,354	8,867	10,543	11,262
Saltpetre:										
China, Hong Kong - Cwt.	0	0	0	4,820	4	0	0	0	3,213	3
Other Countries - "	13	22	29	28	24	20	38	46	46	48
	13	22	29	4,848	28	20	38	46	3,259	46
Soda Compounds:										
Bicarbonate of Soda:										
United Kingdom - Cwt.	76,402	65,198	73,092	67,969	75,027	30,442	25,839	20,085	26,445	23,390
Other Countries - "	84	1,334	1,228	448	465	57	811	483	154	102
	76,486	66,532	74,320	68,417	75,492	30,509	26,650	20,571	26,599	23,561

* From April, 1905.

IMPORTS of PRINCIPAL ARTICLES, distinguishing PRINCIPAL COUNTRIES—*continued.*

ARTICLES AND COUNTRIES.	QUANTITIES.					VALUE.				
	1902-3.	1903-4.	1904-5.	1905-6.	1906-7.	1902-3.	1903-4.	1904-5.	1905-6.	1906-7.
IV.—CHEMICALS, DRUGS, MEDICINES AND NARCOTICS, DYEING AND TANNING MATERIALS—cont.										
Chemicals—cont.										
Soda Compounds—cont.										
Soda Caustic: †										
United Kingdom	Cwt.	—	—	69,332	83,971	—	—	—	38,914	46,812
Other Countries	"	—	—	291	49	—	—	—	134	60
Other Sorts: †										
United Kingdom	Cwt.	—	—	19,380	25,697	—	—	—	6,034	7,208
Other Countries	"	—	—	640	1,523	—	—	—	266	627
Sulphur (Brimstone):										
United Kingdom	Cwt.	2,085	2,784	556	505	665	795	100	194	235
Italy	"	42,543	42,794	55,794	63,679	66,323	14,477	14,425	17,377	21,971
Other Countries	"	4	1,003	642	671	460	3	835	247	212
Sulphuric Acid:										
United Kingdom	Cwt.	49,030	73,257	62,557	54,108	62,709	85,409	52,164	43,833	80,715
Other Countries	"	1,174	1,409	1,805	2,494	1,692	845	908	1,023	1,615
Other Chemicals:										
United Kingdom		—	—	—	—	—	199,738	201,500	214,411	154,950
Austria-Hungary		—	—	—	—	—	2,959	3,068	6,004	4,889
Belgium		—	—	—	—	—	16,409	18,578	16,039	10,335
France		—	—	—	—	—	2,804	2,017	1,532	1,233
Germany		—	—	—	—	—	24,916	31,233	36,812	35,900
United States		—	—	—	—	—	164	172	506	1,422
Aden		—	—	—	—	—	1,734	1,426	1,430	1,267
Japan		—	—	—	—	—	280	1,611	1,068	1,180
Other Countries		—	—	—	—	—	3,196	4,658	4,169	3,801
TOTAL Chemicals										
Drugs and Medicines:										
Aloes Cwt.										
		649	831	1,044	963	501	782	954	1,265	1,154
Asafoetida:										
Persia	Cwt.	3,325	13,338	8,196	4,470	6,061	10,338	32,622	19,733	12,740
Other Countries	"	502	5	134	60	1	1,608	14	505	44
Camphor:										
United Kingdom	Lb.	7,170	9,355	8,985	31,867	22,311	858	1,054	575	4,218
China, Hong-Kong	"	214,252	131,503	151,263	103,533	277,360	16,293	9,409	11,472	20,377
Japan	"	557,660	671,220	856,130	367,621	426,007	46,662	56,159	83,456	55,036
Straits Settlements	"	367,769	277,663	153,787	85,580	74,803	26,990	19,344	11,947	9,049
Other Countries	"	35,029	1,367	4,223	5,130	48,780	3,551	244	353	593
Cassia Lignea:										
China, Hong-Kong	Cwt.	9,905	6,173	11,130	11,989	10,955	16,596	11,143	20,154	22,408
Treaty Ports	"	9,670	9,704	9,533	13,507	11,976	15,583	10,490	17,393	24,856
Straits Settlements	"	4,434	5,795	3,180	1,149	467	7,938	10,926	6,922	2,039
Other Countries	"	6	61	16	1,071	23	11	109	30	2,021
Cocaine* Oz.										
		—	1,400	5,431	2,842	1,771	—	1,229	3,994	2,252
Galangal Cwt.										
		5,202	5,174	5,076	3,968	3,919	2,649	2,323	1,562	1,197
Proprietary and Patent Medicines: †										
United Kingdom		—	—	—	—	—	—	—	72,666	80,223
Belgium		—	—	—	—	—	—	—	2,022	4,681
France		—	—	—	—	—	—	—	1,991	3,380
United States		—	—	—	—	—	—	—	11,578	16,391
Other Countries		—	—	—	—	—	—	—	2,120	1,523
Quinine:										
United Kingdom	Lb.	62,135	46,092	49,467	63,235	60,721	43,250	37,949	37,720	36,057
Belgium	"	8,155	2,234	11,668	8,103	6,177	2,630	813	3,055	3,640
France	"	799	1,024	2,263	1,454	694	883	1,017	2,023	1,097
Germany	"	763	934	4,700	4,532	2,069	561	692	1,365	1,055
United States	"	1,066	904	1,119	1,623	1,542	1,176	1,050	561	803
Other Countries	"	209	25	31	6	24	129	34	31	8
Saccharin: Lb.										
		—	—	—	—	17,138	—	—	—	—
Strychnine Lb.										
		66,692	108,800	114,456	96,868	67,921	1,532	2,313	2,117	1,748
Other Drugs and Medicines:										
United Kingdom		—	—	—	—	—	171,374	180,994	186,997	115,578
Belgium		—	—	—	—	—	4,321	5,823	3,641	3,624
France		—	—	—	—	—	8,869	7,274	7,544	6,784
Germany		—	—	—	—	—	8,821	10,406	10,613	8,569
United States		—	—	—	—	—	5,672	11,919	12,499	9,349
Persia		—	—	—	—	—	3,680	4,166	3,055	3,580
Straits Settlements		—	—	—	—	—	10,664	12,324	9,870	7,191
Turkey in Asia		—	—	—	—	—	3,400	3,170	2,185	1,410
Other Countries		—	—	—	—	—	8,278	10,668	8,967	5,004
TOTAL, Drugs and Medicines										
		—	—	—	—	—	324,509	247,742	244,671	156,877
		—	—	—	—	—	424,563	454,135	471,595	449,059

* From September, 1903.

† April, 1905.

‡ " " 1906.

IMPORTS of PRINCIPAL ARTICLES, distinguishing PRINCIPAL COUNTRIES—continued.

ARTICLES AND COUNTRIES.	QUANTITIES.					VALUE.				
	1902-3.	1903-4.	1904-5.	1905-6.	1906-7.	1902-3.	1903-4.	1904-5.	1905-6.	1906-7.
IV.—CHEMICALS, DRUGS, MEDICINES, AND NARCOTICS, DYEING AND TANNING MATERIALS—cont.										
Opium: Lb.	341	252	317	268	259	291	240	264	253	256
Tobacco:										
Unmanufactured:										
United Kingdom Lb.	52,824	12,484	19,666	47,226	94,807	3,587	628	1,234	1,704	3,395
Belgium "	19,785	30,915	97,456	59,235	32,708	3,438	5,267	9,325	6,776	1,511
Holland "	72,712	50,152	8,190	65,850	121,640	6,306	4,845	1,759	7,589	12,634
Turkey in Europe "	27,760	48,124	52,125	64,768	90,962	2,135	1,504	2,299	2,975	4,145
Ceylon "	140,492	199,824	448,728	217,198	466,755	1,624	1,459	3,372	2,306	5,254
Straits Settlements "	95,478	162,299	64,992	82,288	99,838	2,795	4,229	1,649	2,156	2,025
Turkey in Asia "	3,566	7,859	33,118	66,639	71,569	415	563	1,172	2,068	1,712
Other Countries "	92,574	46,268	77,658	66,180	372,111	2,129	2,017	2,492	2,087	3,963
	505,191	558,026	801,943	679,273	1,350,390	22,429	20,542	23,212	27,631	39,791
Manufactured:										
Cigars:										
United Kingdom Lb.	7,511	6,338	5,355	7,028	5,650	4,330	3,972	3,290	4,373	3,909
Belgium "	22,090	29,268	42,239	37,351	33,490	4,692	5,321	3,074	6,367	7,777
Germany "	5,735	5,100	5,752	6,227	6,232	2,261	1,523	1,543	1,553	1,530
Holland "	6,990	6,742	10,901	15,517	21,759	1,417	1,555	2,569	3,339	5,149
China, Hong-Kong "	15,167	17,030	20,338	18,450	23,448	1,499	3,460	4,512	4,257	6,174
Philippines "	13,042	10,567	6,373	5,024	2,992	2,193	1,752	1,581	1,003	1,185
Straits Settlements "	8,574	14,899	13,915	6,436	5,999	1,519	2,339	1,563	1,091	391
Other Countries "	5,537	17,989	13,147	5,160	2,035	1,245	2,311	1,932	753	724
	84,636	108,073	118,020	101,293	111,586	19,161	22,783	25,064	23,276	26,939
Cigarettes										
United Kingdom Lb.	1,183,198	1,443,405	1,676,147	1,816,780	1,818,057	94,645	115,603	153,105	183,338	206,061
Egypt "	58,831	54,271	54,838	50,072	57,375	25,007	22,343	23,362	20,913	23,352
United States "	172,714	249,262	462,416	1,041,037	782,596	13,482	21,172	33,175	76,104	59,227
China Treaty Port "	57,568	203,124	131,310	163,661	112,523	3,044	7,124	5,995	3,437	6,183
Japan "	73,433	27,743	7,213	12,500	97,945	3,114	2,296	396	333	2,930
Straits Settlements "	101,036	177,294	106,314	19,204	15,053	3,143	23,872	11,892	1,321	725
Other Countries "	72,220	30,130	30,371	15,767	29,227	5,136	4,545	4,934	3,550	5,513
	1,724,050	2,240,179	2,518,659	3,119,071	2,912,841	157,630	196,955	223,879	299,846	306,491
Other Sorts:										
United Kingdom Lb.	1,153,157	1,048,240	942,225	832,431	745,159	71,342	64,735	63,683	57,321	56,503
United States "	322,405	277,996	270,120	432,410	437,782	15,153	12,560	11,641	22,417	21,452
Straits Settlements "	237,929	218,355	333,139	259,361	296,319	7,263	7,790	10,431	7,834	3,662
Other Countries "	120,319	149,263	94,033	96,366	70,212	4,698	5,896	2,947	2,162	2,342
	1,834,803	1,783,854	1,644,567	1,611,568	1,560,972	98,461	90,987	88,702	89,734	89,954
TOTAL, Tobacco	4,199,710	4,695,132	5,063,189	5,511,205	5,985,789	297,681	331,272	370,857	440,567	462,325
Dyeing and Tanning Materials:										
Alizarine Dyes:										
United Kingdom Lb.	265,122	430,711	603,165	1,019,903	691,360	9,527	14,132	20,857	32,470	17,313
Belgium "	2,702,716	3,277,699	3,746,894	4,132,318	5,114,744	37,997	105,517	132,978	146,950	169,324
Holland "	1,633,655	2,845,407	1,460,679	1,122,823	13,356	66,637	103,240	49,358	33,020	673
Other Countries "	22,954	125,618	0	22,533	13,405	329	4,446	0	835	757
	4,630,447	6,689,635	5,875,708	6,297,577	5,732,865	105,940	227,335	203,663	213,345	189,177

IMPORTS OF PRINCIPAL ARTICLES, Distinguishing PRINCIPAL COUNTRIES—continued.

ARTICLES AND COUNTRIES.	QUANTITIES.					VALUE.				
	1902-3.	1903-4.	1904-5.	1905-6.	1906-7.	1902-3.	1903-4.	1904-5.	1905-6.	1906-7.
IV.—CHEMICALS, DRUGS, MEDICINES AND NARCOTICS, DYEING AND TANNING MATERIALS—concluded.										
Dyeing and Tanning Materials—concluded.										
Aniline Dyes:										
United Kingdom Lb.	158,006	164,025	98,780	219,036	114,104	10,644	10,639	7,094	13,880	8,234
Austria-Hungary "	78,819	81,112	41,360	516,720	59,371	5,785	5,802	2,627	33,235	3,476
Belgium "	1,791,483	2,673,613	3,126,324	3,197,978	4,379,355	113,448	149,962	176,000	174,022	232,060
Germany "	384,802	536,768	520,711	568,838	733,188	23,144	31,470	25,964	26,453	33,018
Holland "	1,137,066	1,186,747	336,387	77,770	89,408	78,348	75,665	19,612	4,081	4,354
Italy "	700,971	771,276	677,995	687,145	622,238	43,912	46,562	39,904	37,057	23,018
Other Countries "	21,893	69,423	26,822	50,720	6,190	1,325	3,710	1,475	2,681	287
	4,373,130	5,482,904	4,829,369	5,308,207	6,003,849	271,668	323,800	272,676	291,409	310,337
Cochineal:										
United Kingdom Cwt.	238	189	194	254	377	1,207	1,296	2,128	3,060	4,579
France "	1,441	872	1,188	1,538	1,001	6,615	6,013	12,733	19,251	11,203
Other Countries "	18	95	0	98	155	78	652	0	1,249	1,723
	1,697	1,156	1,382	1,890	1,533	7,900	7,961	14,861	23,560	17,505
Gambier:										
Straits Settlements Cwt.	26,270	27,436	31,085	29,111	28,436	37,958	41,638	44,430	39,139	43,196
Indigo:										
United Kingdom Cwt.	955	7	17	0	0	9,667	111	37	0	0
Belgium "	29	187	509	1,105	2,378	484	1,367	2,125	5,341	6,401
China, Hong Kong "	0	0	569	86	0	0	0	10,342	1,587	0
Japan "	70	0	325	49	0	651	0	3,906	510	0
Other Countries "	0	25	7	3	14	8	252	42	45	76
	1,054	219	1,427	1,244	2,392	10,800	1,730	17,452	7,438	6,477
Saffron:										
France Lb.	33,025	37,322	60,156	40,729	43,115	30,245	40,178	56,216	33,636	41,434
Other Countries "	62	319	1,081	543	612	39	174	1,030	389	383
	33,087	38,141	61,237	41,272	43,727	30,284	40,347	57,246	34,075	41,822
Other Sorts Cwt.										
	15,015	9,534	7,523	15,550	11,545	16,708	11,900	7,509	22,460	22,508
TOTAL, Dyeing and Tanning Materials						540,408	654,761	617,867	631,521	631,107
TOTAL, Chemicals, Drugs, etc.						1,631,104	1,833,845	1,869,406	1,981,796	2,072,424
V.—OILS:										
Animal:										
United Kingdom Gals.	298,732	310,924	316,905	460,886	586,161	23,586	24,394	23,109	27,457	35,567
Japan "	37,131	55,283	0	64,385	46,901	2,463	3,813	0	2,743	2,264
Other Countries "	17,307	22,944	8,398	9,331	1,366	1,057	1,469	571	624	213
	353,170	389,256	325,298	534,602	634,428	27,111	29,631	23,740	30,824	38,044
Essential:										
United Kingdom Gals.	1,369	2,668	2,516	2,141	3,463	3,244	5,262	5,122	4,414	4,370
Straits Settlements "	4,589	4,965	5,102	4,946	3,202	2,725	3,045	2,787	2,379	2,392
Other Countries "	2,644	2,753	4,311	3,074	3,714	3,279	3,569	5,807	5,374	6,305
	8,602	10,406	11,929	10,161	10,479	9,248	11,876	13,666	12,167	13,567
Mineral:										
Fuel Oils*:										
	—	—	—	1,329,194	352,312	—	—	—	9,433	2,608
Kerosene (in bulk)										
Romania Gals.	0	0	0	0	3,512,151	0	0	0	0	76,363
Russia "	37,767,482	27,784,613	28,754,379	7,592,306	1,072,719	843,366	689,778	718,368	174,176	22,318
United States "	0	0	24,322	13,317,531	18,903,298	0	0	800	304,669	439,579
Straits Settlements "	435,614	3,532,639	11,745,669	10,303,374	6,100,193	9,700	87,415	280,102	173,733	108,370
Borneo "	0	2,372,003	9,211,795	5,192,256	1,422,595	0	59,300	196,799	37,787	23,710
Sumatra "	235,390	790,667	5,234,491	4,481,574	3,200,543	4,767	13,344	107,093	30,028	155,652
Other Countries "	174,358	0	0	550	0	3,670	0	0	48	0
	38,693,444	34,580,022	55,021,056	40,888,091	39,211,504	861,503	855,337	1,248,127	320,436	321,492
Kerosene (in cases):										
Italy Gals.	0	0	1,208,653	25	6	0	0	36,373	1	0
Russia "	33,257,956	29,535,192	11,549,257	168,335	1,178,246	914,692	902,063	394,967	6,032	33,730
United States "	9,229,244	6,722,131	7,452,648	9,014,265	9,932,331	316,303	273,091	308,131	336,952	372,905
Borneo "	0	0	69,078	495	0	0	0	4,319	13	0
Straits Settlements "	56,808	150,797	223,558	87,336	113,293	1,737	6,630	3,209	3,444	4,178
Sumatra "	0	556,971	658,706	772,352	2,596,915	0	11,932	17,658	23,540	70,177
Other Countries "	113,303	13,430	7,106	15,023	7,463	3,163	784	418	793	440
	42,767,311	36,978,571	21,169,011	10,057,926	13,326,189	1,235,895	1,195,195	740,595	370,735	486,480
TOTAL, Kerosene						31,451,235	71,558,593	76,190,067	50,946,017	53,037,693
						2,097,898	2,050,532	1,933,722	1,191,171	1,307,972

* From April, 1905.

IMPORTS of PRINCIPAL ARTICLES, distinguishing PRINCIPAL COUNTRIES—continued.

ARTICLES AND COUNTRIES.	QUANTITIES.					VALUE.				
	1902-3.	1903-4.	1904-5.	1905-6.	1906-7.	1902-3.	1903-4.	1904-5.	1905-6.	1906-7.
V.—OILS—cont.										
Mineral—cont.										
Lubricating Oils*:										
United Kingdom Gals.	—	—	—	2,227,366	1,805,644	£	£	£	£	£
Belgium "	—	—	—	142,589	8,217	—	—	—	4,320	184
United States "	—	—	—	5,696,970	6,501,059	—	—	—	156,534	175,277
Straits Settlements "	—	—	—	319,487	41,180	—	—	—	7,642	2,544
Sumatra "	—	—	—	229,947	1,067,047	—	—	—	5,110	23,712
Other Countries "	—	—	—	35,544	116,685	—	—	—	1,222	5,132
"	—	—	—	8,658,408	9,534,882	—	—	—	263,361	290,417
Paraffin Wax Cwt.	343	164	223	726	1,676	549	304	396	1,179	2,531
Other Mineral Oils:										
United Kingdom Gals.	2,123,003	2,474,783	2,511,670	42,445	41,275	87,832	99,141	107,966	2,643	2,629
United States "	4,196,226	6,193,059	3,845,910	96,060	183,447	112,429	134,949	113,426	6,803	9,389
Borneo "	450,347	982,541	981,623	78,900	0	2,971	6,700	7,713	5,608	0
Sumatra "	442,575	1,000	1,248	19,452	26,063	3,638	50	83	1,374	1,357
Other Countries "	204,833	261,953	100,649	41,633	11,275	4,833	7,831	3,392	3,552	525
"	7,421,969	8,963,341	7,441,100	277,930	262,002	211,753	248,721	232,585	19,980	14,400
TOTAL, Mineral Oils Cwt.	83,873,244	80,521,934	83,631,167	61,206,544	63,186,902	2,369,700	2,299,567	2,316,703	1,490,704	1,617,973
Vegetable (not Essential):										
Cocconut:										
Mauritius Gals.	30,496	8,334	62,426	93,562	33,350	3,060	761	6,135	10,017	4,707
Ceylon "	765,230	233,098	276,648	447,951	941,333	34,338	21,451	29,337	49,771	117,241
Other Countries "	1,066	2,481	3,623	1,334	24,973	163	271	403	193	2,740
"	796,372	243,913	342,700	542,347	999,556	38,061	22,483	36,410	59,983	124,683
Linseed:										
United Kingdom Gals.	232,238	269,617	312,275	262,351	303,019	33,433	32,462	31,527	23,773	33,104
Other Countries "	320	1,194	3,649	739	1,407	45	193	375	89	159
"	232,608	270,811	315,924	263,090	304,426	33,528	32,650	31,902	23,861	33,263
Other Vegetable Oils Gals.	88,647	67,710	63,184	94,553	164,632	3,814	6,492	6,340	9,206	17,631
TOTAL, Vegetable Oils "	1,118,127	587,434	726,308	901,505	1,463,724	130,403	61,635	74,653	96,033	175,532
TOTAL, Oils Cwt.	80,853,143	81,569,030	84,695,302	62,653,112	65,250,533	2,476,563	2,402,719	2,322,762	1,629,743	1,845,171
VI.—RAW MATERIALS AND UNMANUFACTURED ARTICLES:										
Canes and Rattans:										
Straits Settlements Cwt.	31,737	31,009	35,040	33,547	35,965	21,550	19,255	20,427	21,169	24,433
Other Countries "	2,204	1,574	1,554	1,392	2,441	1,241	991	853	834	1,224
"	33,941	33,453	36,594	34,939	38,406	22,791	20,246	21,280	22,003	25,712
Coal, Coke, and Patent Fuel:										
United Kingdom Tons.	180,092	135,635	177,129	137,735	232,075	230,275	132,299	220,907	173,133	234,936
Japan "	6,773	14,424	55,443	27,362	4,505	6,173	16,269	56,057	25,414	3,707
Australia "	6,137	25,046	10,746	6,259	25,363	5,924	24,256	9,715	5,297	23,965
Other Countries "	4,446	2,335	9,075	8,069	4,760	5,149	2,357	9,751	10,272	4,340
"	197,448	180,040	252,393	179,935	267,203	247,521	225,181	296,430	214,119	323,997
Cotton, Raw:										
United Kingdom Cwt.	30,036	7,423	141,032	123,693	31,329	44,327	3,370	306,535	277,617	230,324
Austria-Hungary "	0	0	2,122	2	1	0	0	5,524	3	2
Belgium "	0	3	9,189	0	2	0	9	23,074	0	2
Germany "	0	24	14,368	3,423	1	0	25	33,309	6,396	3
Italy "	301	0	525	336	1,125	1,709	0	1,225	1,464	2,000
Egypt "	3,938	3,315	7,627	7,325	6,230	24,092	13,346	26,346	23,709	21,650
United States "	340	216	5,709	13,332	4,535	1,864	661	12,663	27,063	11,147
Japan "	6,147	126	5	2,548	12,030	11,551	36	11	5,423	23,772
Mekran and Somman "	19,791	1,353	2,335	578	1,624	11,119	1,139	1,778	332	977
Perala "	3,031	2,349	6,119	7,621	7,739	13,412	5,342	11,634	13,333	14,735
Other Countries "	2,005	2,670	2,523	1,363	952	4,974	4,532	3,094	3,323	1,319
"	67,539	13,279	192,554	141,476	116,193	113,043	33,530	425,633	360,219	305,331
Fodder, &c.:										
Australia Cwt.	26,163	23,723	53,535	33,643	46,601	7,751	6,023	11,377	3,723	9,329
Other Countries "	3,924	3,298	10,505	4,475	5,640	339	514	1,330	633	931
"	30,122	32,021	67,090	43,118	52,241	8,140	6,542	12,707	9,409	10,310

* From April, 1905.

IMPORTS OF PRINCIPAL ARTICLES, distinguishing PRINCIPAL COUNTRIES—continued.

ARTICLES AND COUNTRIES.	QUANTITIES.					VALUE.					
	1902-3.	1903-4.	1904-5.	1905-6.	1906-7.	1902-3.	1903-4.	1904-5.	1905-6.	1906-7.	
VI.—RAW MATERIALS AND UNMANUFACTURED ARTICLES—cont.											
Gums and Resins:											
United Kingdom	Cwt.	39,200	38,913	9,437	29,209	66,453	10,745	14,276	4,196	17,890	40,884
Germany	"	3,474	80,704	13,836	17,324	12,903	1,168	12,075	5,981	10,318	7,818
United States	"	3,780	23,482	26,068	17,009	10,416	1,118	8,597	10,081	8,227	9,959
Aden	"	11,339	20,766	22,382	23,404	23,703	12,237	21,163	21,992	21,599	24,402
Arabia	"	16,336	80,729	21,608	25,231	16,043	13,447	24,961	18,118	21,231	12,943
Persia	"	12,437	15,104	18,520	13,851	10,290	8,475	10,354	12,601	16,064	8,281
Straits Settlements	"	15,000	14,994	16,906	17,497	17,153	26,538	27,073	31,766	29,517	29,872
Other Countries	"	3,617	5,103	4,229	4,597	5,466	4,369	5,422	4,369	4,999	5,313
		105,123	179,795	132,766	153,772	168,432	73,143	123,920	109,314	130,285	139,472
Hemp, Raw:											
China, Hong-Kong	Cwt.	7,501	11,419	11,077	9,250	14,815	16,078	21,148	21,572	20,576	30,260
Philippines	"	2,767	2,222	3,491	9,180	4,391	6,257	3,977	6,752	21,265	10,324
Other Countries	"	2,670	1,746	104	907	2,907	6,287	3,709	259	1,377	5,724
		12,938	15,387	14,672	19,337	22,513	29,622	28,834	28,588	43,518	46,308
Hides and Skins, Raw:											
Aden	Cwt.	1,775	2,913	8,090	8,066	2,951	4,487	7,565	25,995	21,722	9,560
Arabia	"	2,483	2,180	1,976	1,505	1,308	6,016	5,775	5,734	3,393	5,158
Ceylon	"	6,758	7,043	7,034	7,057	1,120	17,680	17,415	17,393	18,056	22,506
Mekran and Sonmiani	"	1,643	494	294	242	3,426	4,086	1,458	862	862	1,118
Persia	"	18,195	9,138	7,073	12,596	12,036	47,525	22,367	17,556	34,143	43,917
Straits Settlements	"	1,844	1,723	1,800	1,577	8,737	5,143	4,760	5,238	4,239	5,320
Turkey in Asia	"	595	450	1,314	781	276	1,606	1,223	4,266	2,269	1,251
Other Countries	"	948	784	573	865	1,125	3,147	1,935	3,041	2,409	5,265
		34,241	24,725	23,154	32,698	30,680	89,639	62,500	79,985	117,993	94,095
Ivory:											
United Kingdom	Lb.	103,096	133,607	114,184	115,837	100,489	41,573	56,493	44,594	51,896	44,981
Austria-Hungary	"	9,316	6,985	0	1,883	1,064	3,918	3,071	0	6,933	557
Belgium	"	7,824	11,294	12,563	9,808	0	3,231	4,646	5,245	4,035	0
France	"	4,681	10,983	10,198	1,766	7,632	2,166	4,752	4,319	732	3,534
Germany	"	19,252	21,840	5,153	10,733	29,140	8,097	8,551	2,111	4,466	10,433
Holland	"	0	0	10,992	2,502	3,427	0	0	4,520	1,066	1,491
Egypt	"	20,909	4,448	2,153	11	0	8,687	1,881	940	5	0
British East Africa	"	77,578	54,433	57,949	62,698	46,216	27,853	20,984	22,957	20,950	32,730
Portuguese East Africa	"	9,178	8,414	14,397	6,323	3,756	3,030	3,068	3,985	2,861	1,190
Aden	"	44,842	43,313	47,303	22,595	9,779	16,585	16,358	17,698	9,074	3,902
Other Countries	"	5,387	4,941	3,305	3,210	7,243	2,056	1,580	1,274	2,662	2,366
		301,963	305,318	278,702	242,309	208,751	117,135	121,384	105,203	96,825	84,784
Jewellery: Precious Stones, and Pearls, Unset:											
United Kingdom		—	—	—	—	—	208,824	444,635	148,923	327,513	52,232
Belgium		—	—	—	—	—	4,484	2,217	8,842	5,707	3,898
France		—	—	—	—	—	109,550	160,882	83,105	59,208	907
Germany		—	—	—	—	—	353	2,998	2,269	1,925	265
Italy		—	—	—	—	—	1,123	7,446	5,544	3,073	949
Abyssinia		—	—	—	—	—	1,500	1,067	5,067	6,000	0
Aden		—	—	—	—	—	15,200	24,076	12,063	19,986	32,870
Arabia		—	—	—	—	—	250,663	269,955	265,577	413,205	167,693
Bahrain Islands		—	—	—	—	—	0	0	0	0	325,780
Ceylon		—	—	—	—	—	40	0	3,107	18,333	0
China, Hong-Kong		—	—	—	—	—	9,230	19,256	1,572	238	701
Persia		—	—	—	—	—	180,657	72,167	34,601	31,408	35,192
Straits Settlements		—	—	—	—	—	31,319	3,743	7,019	327	180
Other Countries		—	—	—	—	—	1,075	875	1,954	2,107	1,373
		—	—	—	—	—	763,493	1,014,367	535,072	894,080	622,540
Lac, Stick:											
Straits Settlements	Cwt.	6,546	5,060	2,762	10,159	3,903	14,963	14,979	12,347	42,078	20,895
Other Countries	"	0	0	53	40	131	0	0	257	222	815
		6,546	5,060	2,815	10,199	4,034	14,963	14,979	12,604	42,300	21,710
Pitch, Tar and Dammer:											
United Kingdom	Cwt.	132,250	164,258	163,241	201,221	227,248	34,761	45,231	46,947	51,342	58,969
Straits Settlements	"	44,823	48,979	45,372	41,376	49,485	14,615	17,002	14,024	12,062	16,763
Other Countries	"	1,377	2,905	2,319	3,533	853	431	715	657	780	246
		178,250	216,142	210,932	246,130	277,586	49,807	63,548	61,628	64,184	75,983

IMPORTS of PRINCIPAL ARTICLES, distinguishing PRINCIPAL COUNTRIES—continued.

ARTICLES AND COUNTRIES.	QUANTITIES.					VALUE.				
	1902-3.	1903-4.	1904-5.	1905-6.	1906-7.	1902-3.	1903-4.	1904-5.	1905-6.	1906-7.
VII.—ARTICLES MANUFACTURED AND PARTLY MANUFACTURED:										
Cotton:										
Twist and Yarn:										
Mule and Water—Nos. 1 to 25:										
United Kingdom Lb.	174,595	169,367	226,026	235,359	267,553	6,343	6,855	9,361	10,231	12,518
Ceylon "	164,070	148,900	78,400	149,700	136,450	3,768	2,305	1,665	4,181	3,815
China, Treaty Ports "	103	469,690	346,030	131,351	104	2	12,610	10,059	4,200	4
Other Countries "	7,900	48,681	81,285	83,518	1,879	278	1,950	2,329	918	86
	346,668	830,638	731,741	554,924	425,986	10,391	23,720	23,414	19,530	16,423
Mule and Water—Nos. 26 to 30:										
United Kingdom Lb.	2,197,892	1,317,948	1,824,171	4,831,289	2,072,853	74,729	49,767	76,560	182,680	83,180
Other Countries "	79,382	53,653	6,830	8,951	73,278	2,947	2,064	— 493	463	3,612
	2,277,274	1,371,601	1,831,001	4,840,240	2,146,131	77,676	51,831	77,067	183,143	86,792
Mule and Water—Nos. 31 to 40:										
United Kingdom Lb.	7,297,399	6,089,127	6,330,207	10,678,233	9,659,529	263,927	250,603	280,253	455,129	448,867
Other Countries "	5,553	13,623	18,631	11,903	15,172	214	517	1,054	692	833
	7,302,952	6,102,750	6,348,838	10,690,136	9,674,701	263,141	251,120	281,307	455,821	449,699
Mule and Water—Nos. 41 to 50:										
United Kingdom Lb.	1,101,510	1,061,152	1,095,814	1,775,865	1,706,716	45,373	54,115	56,072	87,224	104,555
Other Countries "	700	390	46	4,432	300	35	37	9	320	38
	1,102,210	1,061,542	1,095,860	1,780,297	1,707,016	45,413	54,152	56,081	87,544	104,593
Mule and Water—above No 50:										
United Kingdom Lb.	1,635,066	1,874,537	2,237,751	2,063,111	2,742,710	112,333	130,908	169,847	145,967	210,045
Other Countries "	2,950	810	3,758	5,859	4,200	191	139	569	591	333
	1,638,016	1,875,347	2,241,509	2,068,970	2,746,910	112,529	131,047	170,416	146,558	210,378
Orange, Red, and Other Colours—Nos. 1 to 20:										
United Kingdom Lb.	1,469,323	1,258,967	555,598	867,693	765,092	67,724	61,110	27,249	41,619	39,072
Austria-Hungary "	291,860	162,902	139,811	219,673	120,517	13,336	7,865	7,338	11,317	6,796
Belgium "	108,576	33,560	42,620	167,277	66,834	3,944	1,512	2,193	6,815	3,014
France "	7,800	57,400	108,280	141,050	99,653	530	3,327	5,839	7,372	4,894
Italy "	144,440	115,920	107,625	98,205	22,100	5,444	4,612	5,582	4,071	312
Other Countries "	14,723	46,485	15,810	31,472	10,252	345	473	753	1,523	493
	2,036,730	1,675,234	969,724	1,525,370	1,085,253	91,313	79,404	49,454	72,717	55,086
Orange, Red, and Other Colours—Nos. 21 to 25:										
United Kingdom Lb.	1,568,634	1,855,689	793,757	1,307,760	964,092	74,443	95,995	41,299	63,327	51,504
Other Countries "	13,800	18,622	26,859	37,670	63,340	492	695	2,092	4,242	3,594
	1,582,434	1,874,311	820,616	1,345,430	1,027,432	74,935	96,690	43,391	67,569	55,098
Orange, Red, and Other Colours—Nos. 26 to 30:										
United Kingdom Lb.	886,598	558,147	967,152	761,379	804,503	33,880	24,169	42,320	32,634	41,274
Austria-Hungary "	106,830	106,461	120,541	81,191	162,555	5,350	5,159	6,581	4,372	9,777
Italy "	15,830	33,235	75,240	30,306	43,460	623	1,691	3,716	3,693	2,146
Other Countries "	17,231	15,192	25,911	25,616	31,241	319	721	1,433	1,277	1,703
	1,026,399	718,035	1,188,844	948,491	1,101,759	40,672	31,740	54,050	41,976	54,902
Orange Red and Other Colours—Nos. 31 to 40:										
United Kingdom Lb.	11,774,370	7,610,798	9,210,063	15,623,644	11,204,523	539,193	375,456	496,377	783,335	618,333
Austria-Hungary "	302,320	312,417	446,860	292,600	348,075	14,930	15,534	24,784	16,363	19,555
Belgium "	139,910	124,872	235,990	443,734	446,009	6,337	6,667	15,071	22,138	24,722
Italy "	238,770	301,490	569,372	807,330	674,298	14,057	15,932	31,306	42,007	33,022
Other Countries "	3,556	36,084	14,907	49,902	13,991	162	1,909	327	2,636	313
	12,508,926	8,395,661	10,527,192	17,217,760	12,686,896	575,179	415,598	568,865	866,523	702,000
Orange Red and Other Colours—Nos. 41 to 50:										
United Kingdom Lb.	833,052	975,679	319,022	902,333	334,027	50,533	63,943	52,902	57,569	62,902
Italy "	0	4,140	0	42,000	900	0	240	0	2,125	76
Other Countries "	4,353	0	3,321	5,931	13,990	292	0	466	373	1,005
	841,755	979,819	322,343	950,264	348,917	50,740	64,183	53,368	60,067	63,983

IMPORTS of PRINCIPAL ARTICLES, distinguishing PRINCIPAL COUNTRIES—continued.

ARTICLES AND COUNTRIES.	QUANTITIES.					VALUE.				
	1902-3.	1903-4.	1904-5.	1905-6.	1906-7.	1902-3.	1903-4.	1904-5.	1905-6.	1906-7.
VII.—ARTICLES MANUFACTURED AND PARTLY MANUFACTURED—cont.										
Cotton—cont.										
Twist and Yarn—cont.										
Orange, Red and Other Colours: Above No. 50:										
United Kingdom - Lb.	573,870	869,371	703,908	976,722	958,701	51,787	82,923	64,720	83,326	98,444
Other Countries - "	2,845	6,474	18,472	19,733	59,721	353	905	2,080	1,679	5,471
	581,715	875,845	722,380	996,455	1,018,422	52,140	83,828	66,800	85,005	103,915
Unspecified Descriptions:										
United Kingdom - Lb.	2,330,116	2,181,626	3,010,892	2,751,994	3,006,323	137,490	187,711	204,683	185,766	237,936
Other Countries - "	4,935	43,321	3,925	30,771	57,492	178	1,965	300	2,369	5,049
	2,335,051	2,224,947	3,014,817	2,782,765	3,063,815	137,668	189,676	205,073	188,135	242,985
Total, Twist and Yarn - "	33,681,300	28,016,565	30,575,265	45,776,742	37,673,239	1,531,735	1,423,050	1,658,492	2,283,500	2,143,775
Piece Goods:										
Grey (unbleached):										
Chadars, Dhutis, Saris and Scarves:										
United Kingdom Yds	497,521,476	454,444,255	529,603,424	545,534,325	503,331,747	4,073,799	3,880,855	4,992,647	5,471,508	4,983,649
Austria-Hungary - "	0	0	57,169	103,238	120,174	0	0	2,784	4,699	5,638
Italy - - - - - "	110,215	5,840	46,243	76,634	99,927	2,037	300	2,145	3,578	4,202
Ceylon - - - - - "	259,268	35,879	8,900	49,903	31,226	2,700	839	90	472	848
Other Countries - "	5,064	45,884	538	1,704	50,031	312	1,866	116	22	634
	497,896,023	454,581,958	529,716,274	545,785,948	503,633,105	4,083,967	3,883,860	4,997,622	5,480,277	4,994,971
Jaconets:										
United Kingdom Yds.	85,762,898	93,241,391	85,574,976	103,034,324	85,833,068	647,247	759,284	703,989	903,984	770,664
Other Countries - "	85,759	95,649	828	11,951	18,429	831	1,088	11	106	183
	85,848,657	93,337,040	85,575,802	103,046,175	85,851,497	648,128	760,372	703,900	903,970	770,847
Jeans, Sheetings and Drills:										
United Kingdom Yds	15,445,326	13,660,692	14,508,278	17,275,359	14,934,319	145,394	130,079	150,544	177,012	182,575
Austria-Hungary - "	1,746,600	210,000	31,264	36,100	60,000	21,202	2,965	463	1,343	960
Holland - - - - - "	25,983	1,200	0	210,000	67,630	210	14	0	2,350	923
Italy - - - - - "	303,000	608,400	25,379	305,759	3,400	3,621	3,237	2,087	4,323	42
United States - "	7,441,020	5,907,070	4,098,698	10,168,911	7,611,240	38,707	78,312	65,151	164,370	123,092
Aden - - - - - "	0	3,750	0	133,750	63,500	0	56	0	2,568	1,013
China, Treaty Ports - "	0	419,400	0	0	310,257	0	5,396	0	0	4,447
Other Countries - "	11,363	159,221	44,150	159,022	195,019	103	1,591	427	2,256	2,394
	24,974,292	20,669,783	18,770,790	28,339,701	23,300,415	259,237	227,200	218,672	355,231	286,962
Madapollams:										
United Kingdom Yds.	26,641,519	12,082,232	17,944,418	18,849,467	16,239,627	124,023	57,195	98,590	100,942	94,376
Other Countries - "	0	20,040	0	336	0	0	118	0	4	0
	26,641,519	12,102,272	17,944,418	18,849,803	16,239,627	124,023	57,313	98,590	100,946	94,376
Mulls:										
United Kingdom Yds.	17,948,303	25,149,431	27,456,417	17,511,100	29,734,188	99,647	150,622	195,990	121,972	253,857
Other Countries - "	53,938	12,859	3,056	7,230	7,603	631	170	134	120	127
	18,002,241	25,162,290	27,459,473	17,518,330	29,741,791	100,278	150,792	196,124	122,092	253,984
Shirtings:										
United Kingdom Yds.	612,057,109	465,771,282	517,133,150	905,367,767	625,163,231	4,967,106	3,667,521	4,603,212	5,578,467	5,929,652
Ceylon - - - - - "	174,143	122,202	69,079	12,147	33,735	2,179	1,519	626	175	513
Other Countries - "	201,993	163,047	441,238	412,702	264,423	1,467	1,715	4,332	3,596	2,661
	612,432,245	466,056,531	517,643,467	905,792,616	625,461,489	4,970,752	3,670,755	4,608,170	5,582,238	5,932,826
T-cloths & Domestic:										
United Kingdom Yds.	16,955,511	12,160,397	11,947,206	3,771,903	13,153,869	112,159	67,334	83,934	63,709	114,331
Other Countries - "	184,934	120,922	50,674	23,196	125,326	1,422	1,233	416	335	1,094
	17,140,445	12,281,319	11,997,880	3,801,099	13,283,894	113,581	68,567	84,350	64,044	115,425
Other Grey Goods:										
United Kingdom Yds.	723,976	706,279	1,029,370	667,010	792,452	7,692	6,065	10,634	7,729	12,324
Other Countries - "	15,243	7,340	22,378	5,469	23,931	173	127	266	56	339
	741,224	713,619	1,051,748	672,479	821,413	7,865	6,192	10,900	7,785	12,663
TOTAL, Grey Goods	1,288,830,181	1,351,115,662	1,210,163,943	1,348,336,146	1,293,463,236	10,307,902	8,845,029	10,923,478	12,621,533	12,471,604

IMPORTS of PRINCIPAL ARTICLES, distinguishing PRINCIPAL COUNTRIES—continued.

ARTICLES AND COUNTRIES.	QUANTITIES.					VALUE.				
	1902-3.	1903-4.	1904-5.	1905-6.	1906-7.	1902-3.	1903-4.	1904-5.	1905-6.	1906-7.
VII.—ARTICLES MANUFACTURED AND PARTLY MANUFACTURED—cont.										
Cotton—cont.										
Piece Goods—cont.										
White (bleached):										
Cambrics, Twills, Muslins and Lawns:										
United Kingdom Yds.	8,130,094	11,879,015	14,530,229	10,236,094	12,456,938	94,231	189,914	178,877	132,290	163,511
Austria-Hungary	1,182,840	804,408	896,431	495,037	375,969	16,968	13,240	15,849	8,452	5,974
Italy	538,152	496,833	593,348	241,821	634,118	7,801	8,787	10,536	3,824	9,060
Straits Settlements	792,718	933,416	455,210	402,968	597,418	12,869	14,771	7,486	6,376	10,077
Other Countries	180,674	35,685	17,922	14,057	89,651	2,524	473	254	323	656
	10,824,078	14,150,357	16,502,210	11,390,007	14,103,084	138,893	177,184	209,001	151,170	189,308
Chadars, Dhutis, Saris and Scarves:										
United Kingdom Yds.	52,787,304	54,648,013	56,530,074	59,063,535	52,133,276	453,820	501,296	547,340	609,818	537,526
Other Countries	33,116	6,979	29,823	14,351	3,930	634	240	946	414	261
	52,820,420	54,654,992	56,559,897	59,077,886	52,145,206	454,454	501,536	548,286	610,232	537,787
Checks, Spots and Stripes:										
United Kingdom Yds.	5,949,482	6,474,202	7,561,900	5,390,960	5,193,046	47,914	55,113	71,352	53,451	52,150
Other Countries	0	16,024	1,061	25,740	3,946	0	373	14	989	103
	5,949,482	6,490,226	7,562,961	5,416,700	5,196,992	47,914	55,486	71,366	54,440	52,253
Drills and Jeans:										
United Kingdom Yds.	3,575,724	4,142,050	7,619,786	9,050,041	3,412,898	53,261	61,068	117,521	142,403	59,377
United States	23,000	38,669	15,224	263,600	0	331	556	379	4,303	0
Other Countries	24,849	2,476	159,789	86,017	109,174	441	43	2,591	1,378	1,609
	3,623,573	4,183,195	7,785,859	9,399,658	3,522,072	54,033	61,667	120,491	148,084	60,986
Jaconets:										
United Kingdom Yds.	15,472,220	17,049,993	29,755,418	24,014,551	18,908,589	153,983	192,049	332,917	273,103	250,743
Austria-Hungary	96,179	58,130	111,430	30,330	22,226	1,332	1,766	3,670	836	682
Holland	127,947	845,242	776,433	763,156	938,737	1,309	7,608	7,222	10,226	12,459
Other Countries	50,475	45,442	55,228	90,106	218,112	616	393	1,200	1,310	3,386
	15,716,811	17,938,807	30,698,514	24,898,142	20,088,418	156,795	202,221	345,079	290,599	267,270
Longcloths:										
United Kingdom Yds.	1,624,374	1,568,168	2,008,709	2,858,179	1,423,044	25,333	25,331	32,755	43,060	25,183
Other Countries	43,283	46,539	41,013	23,206	23,866	303	746	620	364	513
	1,672,657	1,614,707	2,049,722	2,881,385	1,446,910	25,636	26,077	33,375	43,424	25,706
Mulls:										
United Kingdom Yds.	31,272,767	101,992,830	134,879,809	103,688,371	135,513,458	690,525	379,351	1,225,997	996,123	1,323,210
Other Countries	61,005	122,317	14,166	23,324	66,928	937	1,516	367	587	1,046
	31,333,772	102,115,147	134,893,975	103,711,695	135,580,386	691,462	380,867	1,226,364	996,710	1,324,256
Hainsooks:										
United Kingdom Yds.	134,640,227	180,880,718	175,654,801	228,401,418	174,005,178	980,744	1,339,156	1,358,449	1,373,535	1,383,314
Austria-Hungary	192,140	336,147	783,511	326,799	236,723	5,957	12,364	25,142	10,303	6,824
Italy	233,581	1,503,454	704,010	73,526	207,344	7,372	15,633	21,791	2,165	6,693
Other Countries	70,071	76,616	80,663	231,098	60,487	973	1,338	1,515	3,073	1,524
	135,136,019	182,846,935	177,222,985	229,132,841	174,509,738	995,647	1,368,491	1,406,897	1,394,076	1,398,355
Shirtings:										
United Kingdom Yds.	67,833,403	62,629,988	125,223,025	103,271,339	69,757,546	682,242	649,650	1,272,516	1,171,907	821,640
Belgium	118,129	33,952	512,566	1,181,761	1,268,707	1,459	383	6,858	17,361	19,053
Holland	2,760,582	2,612,652	3,220,720	5,142,323	3,463,198	34,071	31,763	44,295	70,361	50,084
Other Countries	40,139	75,062	59,821	25,274	30,640	413	906	729	409	324
	70,752,253	65,351,655	129,020,832	109,621,697	74,525,091	718,185	676,701	1,324,399	1,261,038	891,101
Other White Goods:										
United Kingdom Yds.	11,419,207	17,097,148	20,732,298	15,373,133	13,516,036	110,935	169,430	202,270	176,953	161,203
Belgium	363,948	150,774	355,341	563,633	68,667	5,040	1,381	5,751	7,345	1,061
Germany	151,403	219,543	542,326	425,761	99,638	2,338	4,002	9,371	8,013	1,984
Other Countries	143,554	463,342	305,704	357,020	168,447	2,911	3,259	5,680	6,442	2,921
	12,118,117	17,931,307	21,936,169	17,219,647	13,842,788	121,724	188,072	223,072	199,258	167,174
TOTAL, White Goods	289,973,246	466,338,378	534,298,179	372,749,710	494,966,635	3,409,187	4,137,771	5,503,539	5,649,036	4,919,090

IMPORTS OF PRINCIPAL ARTICLES, distinguishing PRINCIPAL COUNTRIES—continued.

ARTICLES AND COUNTRIES.	QUANTITIES.					VALUE.				
	1902-3.	1903-4.	1904-5.	1905-6.	1906-7.	1902-3.	1903-4.	1904-5.	1905-6.	1906-7.
VII.—ARTICLES MANUFACTURED AND PARTLY MANUFACTURED										
<i>—cont.</i>										
Cotton—cont.										
Piece Goods—cont.										
Coloured, Printed, or Dyed:										
Cambrics, Twills, and Muslins:						£	£	£	£	£
United Kingdom - Yds.	77,323,549	71,815,323	66,024,610	76,545,329	61,783,032	523,186	504,941	572,900	640,271	660,103
Austria-Hungary - "	187,250	66,260	290,933	377,962	200,315	1,567	848	3,259	3,822	2,623
Other Countries - "	134,178	135,761	147,541	233,237	203,753	2,157	3,033	3,603	4,774	4,529
	77,644,977	71,617,347	66,463,134	79,156,528	62,192,160	526,910	508,827	579,862	648,870	667,260
Chadars, Dhutis, Saris, and Scarves:										
United Kingdom - Yds.	45,618,930	55,834,402	53,335,518	61,251,594	60,047,013	620,376	762,996	733,246	903,409	923,732
Austria-Hungary - "	257,352	231,560	460,239	253,257	120,499	11,332	12,536	19,566	11,614	6,294
Belgium - "	0	249,074	691,403	776,630	104,302	0	3,595	13,903	15,633	3,339
France - "	1,216,343	1,453,032	1,223,176	1,553,232	1,505,236	15,446	20,336	16,442	25,475	21,331
Germany - "	134,733	137,236	173,903	366,367	345,036	5,432	6,219	3,940	13,131	15,467
Holland - "	3,123,525	3,361,343	3,131,537	3,121,670	10,560,449	93,322	120,751	135,714	142,539	174,903
Ceylon - "	343,762	147,304	16,511	6,304	42,761	5,645	2,363	366	103	535
Straits Settlements - "	66,146	92,341	217,019	157,634	334,635	1,223	1,650	5,306	2,374	6,361
Other Countries - "	930	4,530	75,134	21,201	26,713	43	43	940	400	549
	55,766,773	67,120,302	64,530,540	73,507,499	73,176,707	753,374	931,633	939,513	1,120,233	1,163,611
Drills:										
United Kingdom - Yds.	5,505,437	5,503,259	4,692,202	6,407,553	5,205,250	109,116	112,037	100,356	132,039	109,045
Italy - "	0	27,354	205,130	557,130	754,927	0	457	3,571	10,409	13,036
Other Countries - "	103,433	103,334	191,332	373,333	457,504	1,033	1,163	2,620	4,315	7,330
	5,608,870	5,634,007	5,088,664	7,338,813	6,417,681	110,149	113,657	107,056	147,378	130,121
Jaconets:										
United Kingdom - Yds.	5,043,214	5,025,437	4,363,202	5,347,999	5,223,241	50,923	52,333	46,912	59,737	60,773
Mulls:										
United Kingdom - Yds.	1,673,331	1,961,474	3,130,515	1,331,639	1,254,794	15,230	17,397	27,445	13,032	13,972
Other Countries - "	0	1,502	73	1,950	0	0	13	2	49	0
	1,673,331	1,962,976	3,130,588	1,333,589	1,254,794	15,230	17,410	27,447	13,131	13,972
Prints and Chintz:										
United Kingdom - Yds.	135,207,392	170,624,445	130,306,030	133,933,399	190,746,309	1,303,692	1,730,233	1,950,394	1,905,665	2,032,153
Austria-Hungary - "	255,172	113,792	127,630	173,347	65,614	2,743	1,397	1,472	2,423	739
Belgium - "	69,534	94,133	134,113	414,497	465,924	1,412	2,213	2,511	7,956	3,070
Italy - "	246,557	147,064	232,533	135,240	230,539	3,013	1,764	3,245	2,236	3,329
Other Countries - "	335,634	295,719	111,713	110,350	231,155	3,636	3,673	1,509	1,034	3,947
	156,104,339	171,280,213	131,551,115	134,878,333	191,840,161	1,409,501	1,739,325	1,959,131	1,920,306	2,039,632
Shirtings:										
United Kingdom - Yds.	63,667,320	64,323,417	62,379,075	70,393,347	70,771,343	545,232	561,362	531,731	740,130	633,331
Straits Settlements - "	354,253	762,020	337,136	337,232	320,413	3,639	7,363	5,301	4,270	3,430
Other Countries - "	265,445	103,232	230,633	127,503	26,607	2,600	1,133	2,516	1,713	333
	64,337,521	65,191,669	63,136,833	71,008,042	71,118,363	550,471	570,913	539,548	746,113	637,094
Other Coloured, etc. Goods:										
United Kingdom - Yds.	61,417,653	37,944,162	36,639,734	39,009,334	35,409,737	709,030	1,172,259	1,464,114	1,390,333	1,273,337
Austria-Hungary - "	596,535	933,331	1,303,210	1,151,700	639,041	23,132	44,914	57,221	44,174	23,233
Belgium - "	1,512,916	1,334,741	2,532,794	3,527,536	2,537,622	40,313	56,400	73,706	93,034	77,533
France - "	144,900	143,667	159,074	73,511	52,312	5,375	3,753	4,900	2,273	1,775
Germany - "	365,004	1,204,374	1,604,610	1,312,004	1,633,570	33,412	42,104	56,664	57,392	65,333
Holland - "	230,791	123,333	240,432	435,275	370,039	4,331	2,729	5,332	9,371	3,537
Italy - "	1,433,453	1,710,123	2,239,432	2,717,494	2,234,365	52,155	63,037	50,515	69,316	73,339
United States - "	613,230	335,464	3,132	23,203	27,366	9,764	5,341	72	436	531
Japan - "	10,570	46,123	153,536	161,473	109,053	171	639	2,115	2,337	1,319
Other Countries - "	104,032	90,473	390,097	207,739	431,627	2,097	1,703	3,077	2,974	6,045
	66,932,233	33,533,130	33,533,130	41,134,313	33,533,130	973,433	1,392,923	1,737,770	1,633,215	1,533,420
TOTAL, Coloured, Printed or Dyed Goods	433,661,376	431,230,240	433,919,029	541,346,623	524,760,343	4,399,633	5,327,456	6,037,350	6,335,043	6,371,533
TOTAL, Cotton Piece Goods	2,107,320,303	2,032,723,233	2,233,331,133	2,463,232,479	2,313,200,264	13,113,667	13,310,256	22,439,917	24,635,667	23,762,393

IMPORTS of PRINCIPAL ARTICLES, distinguishing PRINCIPAL COUNTRIES—continued.

ARTICLES AND COUNTRIES.	QUANTITIES.					VALUE.				
	1902-3.	1903-4.	1904-5.	1905-6.	1906-7.	1902-3.	1903-4.	1904-5.	1905-6.	1906-7.
VII—ARTICLES MANUFACTURED AND PARTLY MANUFACTURED—cont.										
Cotton—cont.										
Canvas:						£	£	£	£	£
United Kingdom - - - - Yds.	64,863	69,215	120,436	142,933	106,489	2,089	2,203	6,186	5,923	4,205
Other Countries - - - - "	15,704	47,397	31,311	50,230	93,490	290	398	517	719	1,258
"	80,567	116,612	151,747	193,163	199,979	2,379	2,599	6,703	6,642	5,463
Handkerchiefs and Shawls in the Piece:										
United Kingdom - - - - No.	11,004,600	17,305,847	13,235,388	17,672,634	24,907,699	80,039	162,385	143,377	206,197	209,484
Austria-Hungary - - - - "	106,139	329,798	469,848	342,260	221,274	1,144	3,316	4,121	4,321	4,842
Belgium - - - - "	26,397	18,400	55,290	46,874	16,689	1,042	592	2,329	1,880	1,062
Germany - - - - "	23,162	55,257	78,601	164,594	176,983	2,566	2,417	7,369	14,338	17,538
Holland - - - - "	37,630	91,851	133,800	1,344	55,138	3,037	3,548	5,365	27	1,860
Italy - - - - "	129,425	514,306	349,428	141,325	425,546	1,121	2,384	3,301	5,684	6,053
Other Countries - - - - "	34,990	8,270	44,643	19,508	14,887	332	154	297	592	299
"	11,417,343	18,323,729	14,366,993	18,390,590	25,908,316	89,281	175,296	166,660	233,089	241,493
Hosiery, pure and mixed:										
United Kingdom - - - - "	—	—	—	—	—	34,397	33,406	30,337	27,011	29,468
Austria-Hungary - - - - "	—	—	—	—	—	21,935	41,455	53,121	32,933	23,996
Belgium - - - - "	—	—	—	—	—	6,144	10,578	14,576	27,413	19,399
France - - - - "	—	—	—	—	—	17,500	32,180	23,476	15,467	15,455
Germany - - - - "	—	—	—	—	—	42,579	56,964	32,229	90,390	63,754
Italy - - - - "	—	—	—	—	—	64,225	72,466	84,925	65,095	46,521
Spain - - - - "	—	—	—	—	—	11,726	16,371	31,619	37,837	2,252
Ceylon - - - - "	—	—	—	—	—	4,466	9,004	920	1,385	2,014
China, Hong Kong - - - - "	—	—	—	—	—	901	6,019	14,235	5,420	3,011
Japan - - - - "	—	—	—	—	—	7,292	41,200	84,323	112,168	163,641
Straits Settlements - - - - "	—	—	—	—	—	2,039	9,278	16,768	3,563	12,762
Other Countries - - - - "	—	—	—	—	—	1,904	799	2,583	1,361	1,040
"	—	—	—	—	—	214,207	334,620	449,642	420,112	374,183
Lace and Patent Net:										
United Kingdom - - - - Yds.	2,217,946	2,108,840	1,629,732	2,035,975	1,101,130	26,566	32,351	23,334	26,605	22,940
Austria-Hungary - - - - "	93,598	7,416	2,351	13,879	13,417	1,043	333	124	473	591
Germany - - - - "	31,943	17,899	29,859	69,330	80,506	3,691	1,201	1,335	3,961	4,739
Other Countries - - - - "	21,502	14,495	16,465	37,683	35,254	808	409	803	964	1,177
"	2,414,959	2,148,650	1,679,407	2,156,922	1,230,307	32,108	34,399	26,101	32,003	29,447
Rope:										
United Kingdom - - - - Lb.	212,315	251,312	308,719	406,983	462,307	3,762	10,249	13,271	17,257	21,652
Other Countries - - - - "	1,023	0	1,794	4,165	6,910	76	0	103	219	275
"	213,338	251,312	310,513	411,148	469,217	3,838	10,249	13,374	17,476	21,927
Thread, Sewing:										
United Kingdom - - - - Lb.	1,019,458	939,440	981,333	1,020,616	1,008,329	135,290	133,535	133,906	146,366	151,357
Austria-Hungary - - - - "	103,153	33,090	116,437	111,252	96,434	3,912	3,179	10,769	10,643	9,712
Belgium - - - - "	15,404	22,206	24,452	69,494	72,506	1,940	1,753	2,357	5,905	5,911
Germany - - - - "	39,505	22,524	7,329	79,067	92,001	3,541	2,212	392	6,341	7,928
Other Countries - - - - "	3,618	7,155	3,700	12,675	10,425	456	907	957	1,005	687
"	1,181,143	1,074,415	1,136,601	1,292,104	1,279,697	160,139	146,586	151,981	170,763	176,095
Other Cotton Manufactures:										
United Kingdom - - - - Lb.	1,715,759	2,419,775	3,232,356	4,220,303	4,345,182	60,650	84,009	123,651	191,662	197,431
Austria-Hungary - - - - "	100,358	406,576	639,097	346,654	212,799	5,327	14,310	27,493	19,969	17,014
Belgium - - - - "	1,602,392	1,975,023	2,136,240	4,495,182	2,953,139	44,639	60,917	103,999	133,413	92,434
Germany - - - - "	726,323	1,313,534	3,335,706	3,219,992	5,119,379	24,636	33,906	91,267	107,323	153,930
Holland - - - - "	762,336	1,292,773	1,304,135	923,333	1,436,033	13,103	31,333	42,153	35,109	52,037
Italy - - - - "	45,032	21,102	52,923	24,176	2,778	1,156	312	1,320	1,249	265
Other Countries - - - - "	3,556	20,964	33,075	100,259	50,536	663	1,041	1,443	2,709	1,333
"	4,061,366	7,454,746	12,284,087	13,333,549	14,124,901	156,274	231,763	401,331	496,437	513,047
TOTAL Cotton (excluding Twis and Yarn)	—	—	—	—	—	13,765,333	19,245,063	23,703,109	26,011,799	25,120,553

IMPORTS of PRINCIPAL ARTICLES, distinguishing PRINCIPAL COUNTRIES—continued.

ARTICLES AND COUNTRIES.	QUANTITIES.					VALUE.				
	1902-3.	1903-4.	1904-5.	1905-6.	1906-7.	1902-3.	1903-4.	1904-5.	1905-6.	1906-7.
VII.—ARTICLES MANUFACTURED AND PARTLY MANUFACTURED—cont.										
Chinese and Japanese Ware (including lacquered ware):						£	£	£	£	£
United Kingdom	—	—	—	—	—	1,545	1,770	2,187	2,131	1,751
China, Hong-Kong	—	—	—	—	—	2,637	1,061	3,056	1,501	1,039
Japan	—	—	—	—	—	6,176	5,464	4,783	7,505	6,153
Straits Settlements	—	—	—	—	—	1,713	2,198	3,977	2,912	1,553
Other Countries	—	—	—	—	—	1,308	1,207	1,450	764	879
						13,429	11,706	15,453	14,713	11,380
Clocks and Watches:										
United Kingdom No.	83,979	86,625	71,608	62,391	50,243	24,641	27,537	27,731	24,533	22,411
Austria-Hungary "	36,997	47,998	54,569	42,057	43,909	6,167	6,116	7,843	6,994	6,315
France "	155,656	174,346	255,454	298,308	219,109	55,283	63,700	57,054	61,536	55,885
Germany "	35,989	48,094	62,132	74,786	49,558	5,080	7,069	7,696	8,941	0,220
United States "	56,758	58,698	84,663	61,718	83,143	16,042	17,298	21,336	17,296	24,502
Other Countries "	6,612	8,621	23,453	17,966	13,643	3,071	4,212	5,993	5,111	7,567
	380,991	424,932	551,879	557,726	464,605	110,224	115,841	123,253	124,711	122,880
Coir (excluding rope):										
Ceylon Cwt.	4,450	5,008	3,917	3,141	5,099	2,574	3,122	2,637	2,062	3,030
Other Countries "	500	75	244	799	224	314	157	201	491	210
	4,950	5,083	4,161	3,940	5,323	2,888	3,279	2,838	2,573	3,240
Coral:										
Italy Lb.	172,924	109,534	135,854	97,393	85,018	31,331	20,978	30,866	24,935	20,274
Ceylon "	81,405	68,607	53,902	30,580	11,571	5,016	6,001	4,002	3,673	1,546
Other Countries "	29,251	842	2,186	52	582	87	244	535	33	32
	233,580	179,033	191,942	127,925	98,171	36,434	27,223	36,063	28,601	21,852
Cordage and Rope of Vegetable Fibre (excluding Jute):										
United Kingdom Cwt.	6,596	6,177	7,239	7,700	3,261	13,982	13,095	20,295	22,620	25,510
Austria-Hungary "	464	703	1,024	679	683	1,395	2,107	3,162	2,442	2,657
Germany "	637	477	309	1,974	663	2,077	1,323	933	1,301	2,012
Italy "	392	245	400	350	509	1,253	941	1,559	1,464	1,914
United States "	1,165	1,743	7,952	2,089	716	3,419	4,593	5,723	6,572	2,543
China, Hong-Kong "	4,324	5,000	3,735	3,742	3,139	12,307	10,363	7,368	3,339	7,633
Other Countries "	1,466	839	1,504	1,545	1,313	2,547	1,517	2,572	2,465	3,413
	15,544	15,184	22,163	13,079	15,904	41,980	39,359	42,177	45,033	45,803
Corks:										
United Kingdom Cwt.	482	509	587	640	629	4,953	5,190	5,751	5,689	5,743
Germany "	233	263	360	435	253	1,156	1,331	1,618	1,924	1,209
Other Countries "	142	163	143	152	196	1,455	2,125	1,651	1,022	1,731
	857	940	1,090	1,227	1,078	7,569	8,645	9,020	8,635	8,683
Earthenware and Porcelain (excluding piping):										
United Kingdom	—	—	—	—	—	93,943	106,708	120,311	125,516	134,368
Austria-Hungary	—	—	—	—	—	2,317	1,297	4,079	16,306	13,341
Belgium	—	—	—	—	—	46,406	33,307	33,954	35,373	35,127
Germany	—	—	—	—	—	12,337	15,147	14,703	24,023	44,214
China, Hong-Kong	—	—	—	—	—	6,050	6,514	4,960	5,463	5,053
" Treaty Ports	—	—	—	—	—	324	1,339	1,335	1,422	3,280
Japan	—	—	—	—	—	5,366	5,135	7,425	8,554	8,763
Straits Settlements	—	—	—	—	—	3,333	3,617	6,851	4,106	5,101
Other Countries	—	—	—	—	—	2,317	3,505	1,776	2,730	5,731
	—	—	—	—	—	132,343	136,669	139,454	224,052	259,833
Fireworks:										
Germany	—	—	—	—	—	1,213	2,557	1,605	409	903
China, Hong-Kong	—	—	—	—	—	16,035	24,332	33,239	22,367	35,156
Straits Settlements	—	—	—	—	—	2,079	1,517	1,472	1,505	872
Other Countries	—	—	—	—	—	1,796	1,276	900	2,931	1,311
	—	—	—	—	—	20,123	30,202	37,266	27,772	38,747

IMPORTS of PRINCIPAL ARTICLES, distinguishing PRINCIPAL COUNTRIES—continued.

ARTICLES AND COUNTRIES.	QUANTITIES.					VALUE.				
	1902-3.	1903-4.	1904-5.	1905-6.	1906-7.	1902-3.	1903-4.	1904-5.	1905-6.	1906-7.
VII.—ARTICLES MANUFACTURED AND PARTLY MANUFACTURED—cont.										
Instruments, Apparatus, &c.—cont.										
Optical:										
United Kingdom	—	—	—	—	—	£	£	£	£	£
Austria-Hungary	—	—	—	—	—	—	—	—	15,988	20,593
France	—	—	—	—	—	—	—	—	1,978	2,343
Germany	—	—	—	—	—	—	—	—	3,026	3,996
Other Countries	—	—	—	—	—	—	—	—	1,357	1,432
	—	—	—	—	—	—	—	—	1,312	3,201
	—	—	—	—	—	—	—	—	23,311	31,506
Photographic:										
United Kingdom	—	—	—	—	—	45,443	43,306	46,171	48,653	48,442
Germany	—	—	—	—	—	1,697	2,740	3,271	3,891	2,751
Other Countries	—	—	—	—	—	2,172	2,167	1,852	1,823	1,909
	—	—	—	—	—	49,312	48,713	51,294	54,472	53,102
Scientific, Philosophical, and other kinds:										
United Kingdom	—	—	—	—	—	224,440	241,242	273,794	126,331	85,083
Austria-Hungary	—	—	—	—	—	1,175	5,800	4,437	703	403
Belgium	—	—	—	—	—	2,038	3,309	3,197	5,703	3,053
France	—	—	—	—	—	4,327	4,932	5,216	2,262	1,531
Germany	—	—	—	—	—	6,315	17,581	25,145	11,513	11,716
United States	—	—	—	—	—	10,019	10,414	9,862	5,257	3,612
Other Countries	—	—	—	—	—	1,557	1,915	4,057	975	2,222
	—	—	—	—	—	262,871	285,583	325,208	152,744	107,625
Surgical:										
United Kingdom	—	—	—	—	—	—	—	—	42,750	45,816
Germany	—	—	—	—	—	—	—	—	1,986	2,348
United States	—	—	—	—	—	—	—	—	1,309	2,044
Other Countries	—	—	—	—	—	—	—	—	634	1,343
	—	—	—	—	—	—	—	—	47,179	52,951
Typewriters*:										
United Kingdom	No.	1,397	1,842	2,092	2,073	2,234	19,022	26,689	27,752	31,618
United States	"	208	481	479	396	1,490	2,659	2,183	3,532	4,031
Other Countries	"	43	40	29	39	70	417	245	353	448
	"	1,648	2,363	2,600	2,507	3,794	22,098	29,122	31,637	36,097
TOTAL, Instruments, Apparatus, &c.						398,686	444,960	495,978	608,579	799,124
Ivory, manufactured:										
United Kingdom	—	—	—	—	—	2,456	1,032	986	1,484	2,530
Belgium	—	—	—	—	—	1,190	1,802	2,532	4,483	12
France	—	—	—	—	—	6,096	9,051	8,376	5,518	6,074
Germany	—	—	—	—	—	1,715	3,328	1,393	3,237	3,429
Holland	—	—	—	—	—	0	0	4,780	628	2,354
Other Countries	—	—	—	—	—	531	459	246	765	570
	—	—	—	—	—	11,988	15,721	18,918	16,113	14,999
Jewellery and Plate:										
Jewellery:										
United Kingdom	—	—	—	—	—	176,743	54,345	61,932	68,618	45,620
Austria-Hungary	—	—	—	—	—	4,794	5,775	7,238	4,376	3,170
France	—	—	—	—	—	3,026	4,826	2,622	5,310	1,300
Germany	—	—	—	—	—	1,934	1,805	1,465	5,970	13,447
Italy	—	—	—	—	—	599	2,955	914	164	3,932
Arabia	—	—	—	—	—	127	79	1,456	5,494	283
Aden	—	—	—	—	—	733	93	2,985	10,055	427
Ceylon	—	—	—	—	—	714	788	929	727	5,205
China, Hong-Kong	—	—	—	—	—	2,399	2,976	4,528	2,572	1,569
Straits Settlements	—	—	—	—	—	1,499	1,120	4,393	5,923	7,203
Other Countries	—	—	—	—	—	1,942	2,643	3,374	2,126	5,297
	—	—	—	—	—	195,010	77,905	91,827	106,810	87,509
Plate of Gold and Silver:										
United Kingdom	—	—	—	—	—	21,522	15,571	17,517	24,590	25,043
China, Hong-Kong	—	—	—	—	—	3,218	4,005	2,745	1,859	2,959
Treaty Ports	—	—	—	—	—	2,186	1,619	2,340	1,682	1,375
Japan	—	—	—	—	—	159	311	963	2,827	2,951
Other Countries	—	—	—	—	—	1,831	864	1,146	1,254	3,311
	—	—	—	—	—	23,916	22,361	24,716	32,922	38,689
TOTAL, Jewellery and Plate						223,926	100,266	116,543	139,732	126,198
Leather:										
Unwrought:										
United Kingdom	Cwt.	3,779	1,798	1,786	1,745	2,184	39,918	22,923	21,140	24,385
Australia	"	398	214	211	353	367	2,390	1,319	1,341	2,802
Other Countries	"	176	220	149	146	255	1,790	1,471	2,330	3,990
	"	4,353	2,227	2,146	2,244	2,796	44,098	25,713	24,811	28,307
Saddlery and Harness:										
United Kingdom	—	—	—	—	—	33,916	37,502	37,489	44,962	33,942
Other Countries	—	—	—	—	—	1,323	1,176	1,313	1,354	1,161
	—	—	—	—	—	35,239	38,677	38,802	46,316	35,103
Other Manufactures (excluding Boots and Shoes):										
United Kingdom	—	—	—	—	—	37,344	101,942	93,905	116,525	130,987
Austria-Hungary	—	—	—	—	—	663	2,153	3,439	3,047	4,572
Germany	—	—	—	—	—	1,133	2,391	2,791	2,448	3,112
United States	—	—	—	—	—	1,647	1,856	1,780	4,248	7,932
Other Countries	—	—	—	—	—	1,070	1,711	2,509	3,166	1,912
	—	—	—	—	—	92,460	110,562	104,514	129,482	148,515
TOTAL, Leather						171,797	174,042	168,127	204,055	217,245

* From September, 1902.
† " April, 1906.

IMPORTS of PRINCIPAL ARTICLES, distinguishing PRINCIPAL COUNTRIES—continued.

ARTICLES AND COUNTRIES.	QUANTITIES.					VALUE.				
	1902-3.	1903-4.	1904-5.	1905-6.	1906-7.	1902-3.	1903-4.	1904-5.	1905-6.	1906-7.
VII.—ARTICLES MANUFACTURED AND PARTLY MANUFACTURED—cont.										
Matches :										
United Kingdom	—	—	—	—	—	£ 13,243	£ 20,965	£ 18,662	£ 12,058	£ 12,265
Austria-Hungary	—	—	—	—	—	6,295	16,760	31,208	31,250	35,934
Belgium	—	—	—	—	—	50,236	16,895	50,160	64,233	47,703
Germany	—	—	—	—	—	28,056	49,038	28,117	27,413	35,662
Norway	—	—	—	—	—	23,148	23,023	22,525	26,176	28,727
Sweden	—	—	—	—	—	27,120	43,124	38,385	78,198	33,594
Ceylon	—	—	—	—	—	4,091	2,201	3,496	3,717	1,955
China, Hong-Kong	—	—	—	—	—	1,410	7,252	477	997	157
Japan	—	—	—	—	—	90,579	82,054	62,270	79,527	96,718
Straits Settlements	—	—	—	—	—	67,454	75,575	70,333	68,229	77,965
Other Countries	—	—	—	—	—	128	517	724	369	269
						311,758	337,404	326,952	392,217	420,849
Mats and Matting :										
China, Hong-Kong Sq. Yds.	327,635	316,163	484,658	539,616	334,398	4,507	4,853	7,151	7,219	5,929
Mekran and Sonmiani "	983,643	954,149	1,610,496	900,996	429,569	3,707	3,993	5,638	3,622	2,054
Japan "	28,370	45,758	58,968	75,511	52,215	737	1,137	1,396	1,910	1,324
Straits Settlements "	272,852	311,481	240,222	174,010	190,853	4,638	6,378	4,779	3,771	3,916
Other Countries "	59,920	85,213	61,555	29,673	57,278	1,365	1,583	708	594	903
	1,671,820	1,712,764	2,455,889	1,700,806	1,064,313	14,954	17,944	19,612	17,116	14,117
Oil-Cloth and Floor-Cloth :										
United Kingdom Sq. Yds.	779,394	637,969	877,590	1,109,932	1,017,371	29,589	24,556	34,341	37,685	39,743
United States "	65,136	44,407	55,332	53,543	27,963	2,136	1,530	1,719	1,626	1,167
Other Countries "	55,177	54,644	19,714	11,241	12,121	1,879	1,717	1,115	457	444
	899,707	737,020	952,636	1,174,716	1,057,455	33,604	27,803	37,175	39,773	41,354
Paints, &c. :										
Paints and Colours :										
United Kingdom Cwt.	141,528	143,508	157,949	167,320	192,438	160,803	158,713	169,961	183,529	213,887
Belgium "	20,483	28,717	46,504	36,437	48,475	17,457	22,588	31,687	29,638	33,797
France "	350	390	1,643	2,209	2,237	1,426	1,350	3,186	2,289	1,288
Germany "	11,469	9,821	8,982	6,304	5,597	10,498	10,247	11,481	9,385	10,338
United States "	961	968	1,533	403	929	1,368	1,539	2,585	1,161	2,030
China, Hong-Kong "	1,393	801	1,329	1,359	1,152	14,672	9,395	13,511	12,790	11,124
Persia "	43,411	8,857	3,941	1,951	20,161	3,874	741	819	266	2,593
Straits Settlements "	407	374	232	357	160	2,154	3,163	1,739	1,148	1,040
Other Countries "	3,988	6,277	2,666	4,192	11,342	1,975	3,386	2,110	4,436	4,971
	223,988	199,733	229,679	220,532	282,497	214,227	211,122	237,379	249,592	281,368
Painters' Materials :										
United Kingdom	—	—	—	—	—	46,740	53,492	57,545	56,685	67,139
Belgium	—	—	—	—	—	409	202	2,455	5,005	4,698
Germany	—	—	—	—	—	725	1,329	1,522	1,523	2,190
United States	—	—	—	—	—	6,612	11,109	9,087	10,809	15,390
Arabia	—	—	—	—	—	1,110	970	1,116	1,575	1,061
China, Hong Kong	—	—	—	—	—	172	346	651	556	3,767
Straits Settlements	—	—	—	—	—	6,233	4,205	924	841	601
Other Countries	—	—	—	—	—	1,183	1,304	2,119	1,766	2,036
	—	—	—	—	—	63,184	73,457	75,419	78,765	96,942
TOTAL, Paints, &c.										
	—	—	—	—	—	277,411	294,679	312,798	328,357	378,310
Paper and Pastboard :										
Printing Paper :										
United Kingdom Cwt.	61,942	63,774	76,992	73,185	95,918	68,380	70,236	84,001	80,816	97,508
Austria-Hungary "	45,905	23,672	50,392	23,371	26,945	34,012	19,569	35,256	21,237	20,601
Belgium "	6,190	5,681	6,011	6,948	14,108	4,964	5,043	5,259	5,905	10,949
Germany "	15,912	14,224	22,302	37,104	67,228	11,836	10,423	16,472	27,454	46,433
Norway "	0	0	1,282	5,347	10,628	0	0	962	3,746	7,331
Sweden "	1,011	684	1,802	4,317	7,772	592	412	785	2,538	4,650
Other Countries "	404	270	1,908	503	1,572	409	387	1,805	873	1,337
	131,364	113,305	160,189	156,771	224,171	118,193	106,075	144,540	142,164	188,009
Writing Paper and Envelopes :										
United Kingdom	—	—	—	—	—	67,378	78,626	89,498	87,918	96,930
Austria-Hungary	—	—	—	—	—	33,533	22,999	19,815	14,495	16,499
Belgium	—	—	—	—	—	10,532	10,822	7,816	9,989	14,623
Germany	—	—	—	—	—	3,067	5,744	3,125	10,744	16,696
Italy	—	—	—	—	—	3,570	4,830	5,139	3,763	5,204
Other Countries	—	—	—	—	—	862	1,044	930	705	1,157
	—	—	—	—	—	119,907	124,005	126,323	127,674	151,114

IMPORTS of PRINCIPAL ARTICLES, distinguishing PRINCIPAL COUNTRIES—continued.

ARTICLES AND COUNTRIES.	QUANTITIES.					VALUE.				
	1902-3.	1903-4.	1904-5.	1905-6.	1906-7.	1902-3.	1903-4.	1904-5.	1905-6.	1906-7.
VII.—ARTICLES MANUFACTURED AND PARTLY MANUFACTURED—cont.										
Paper and Pasteboard—cont.										
Other kinds of Paper:										
United Kingdom Cwt.	22,121	23,711	146,626	209,013	221,139	£ 23,936	£ 36,497	£ 71,966	£ 87,679	£ 87,379
Austria-Hungary "	17,931	14,623	23,035	19,361	7,927	20,555	14,535	19,482	16,470	9,745
Belgium "	9,610	9,610	9,731	13,792	14,413	10,713	10,155	12,086	15,603	15,252
Germany "	23,766	31,232	23,529	51,568	56,055	23,736	22,643	20,562	35,568	39,367
Holland "	361	268	2,494	3,401	3,003	266	906	1,713	4,347	4,107
Italy "	716	209	107	96	343	1,135	411	350	219	741
Norway "	261	1,866	4,730	6,996	7,585	140	956	2,340	3,615	4,336
Sweden "	2,337	2,236	2,611	6,216	5,077	1,699	1,441	1,752	3,337	3,200
China, Hong Kong "	592	1,092	6,367	1,919	794	1,233	2,337	5,034	3,123	1,411
„ Treaty Ports "	602	1,730	1,542	3,031	1,430	1,323	2,520	1,030	2,762	1,737
Straits Settlements "	2,670	4,534	2,279	1,379	1,653	3,036	6,037	1,646	1,331	1,547
Other Countries "	363	927	631	1,151	1,766	974	2,455	1,637	2,002	2,730
	96,280	97,972	223,932	322,673	326,240	96,956	100,948	139,698	176,651	171,691
Pasteboard, Millboard and Cardboard of all kinds:										
United Kingdom Cwt.	11,194	16,568	15,310	15,031	12,161	8,149	11,080	12,237	13,956	11,937
Belgium "	5,464	5,091	2,571	3,433	10,485	2,275	1,956	1,272	2,971	3,613
Germany "	5,416	7,003	7,061	3,305	4,723	2,465	3,043	2,959	3,742	3,011
Holland "	3,439	665	6,333	5,272	3,277	1,407	300	1,672	1,317	2,746
Other Countries "	1,294	977	533	1,902	2,273	619	426	452	957	1,053
	26,857	30,304	31,803	33,943	37,324	14,915	16,805	18,592	23,443	22,360
TOTAL, Paper and Pasteboard	—	—	—	—	—	349,871	347,893	429,153	460,932	534,074
Perfumery:										
United Kingdom "	—	—	—	—	—	585	1,399	526	1,331	691
Persia "	—	—	—	—	—	9,123	10,307	7,334	3,404	9,930
Straits Settlements "	—	—	—	—	—	2,324	4,793	6,347	4,600	2,679
Other Countries "	—	—	—	—	—	2,142	4,467	3,620	4,379	4,130
	—	—	—	—	—	14,674	20,371	13,827	19,264	17,430
Printing and Lithographing materials (other than paper):										
United Kingdom "	—	—	—	—	—	36,353	41,550	33,403	45,005	49,657
Germany "	—	—	—	—	—	776	1,963	1,600	1,992	2,533
United States "	—	—	—	—	—	1,044	2,471	2,700	2,750	3,610
Other Countries "	—	—	—	—	—	1,412	1,155	2,294	2,146	2,702
	—	—	—	—	—	39,585	47,139	44,997	51,892	58,507
Ships, parts of:										
United Kingdom "	—	—	—	—	—	52,421	132,677	166,032	69,354	27,253
Other Countries "	—	—	—	—	—	1,697	1,272	451	1,400	2,025
	—	—	—	—	—	54,118	133,949	166,533	70,754	29,278
Soap:										
United Kingdom Cwt.	123,132	155,201	157,368	131,492	175,755	131,769	137,483	161,017	137,969	132,154
Austria-Hungary "	2,424	2,409	2,300	2,334	2,649	3,713	3,631	3,530	10,033	3,221
Belgium "	444	561	311	330	603	1,117	1,743	943	1,003	1,567
Italy "	1,591	923	1,711	1,669	1,233	3,551	2,339	3,790	5,061	3,009
United States "	341	525	940	342	1,437	3,723	3,961	4,747	5,333	6,209
Other Countries "	1,256	1,600	1,434	1,444	2,256	2,300	2,345	2,513	3,232	4,050
	134,596	161,224	164,624	138,641	183,993	151,137	177,112	181,530	212,726	215,210
Stationery (excluding paper):										
United Kingdom "	—	—	—	—	—	167,425	130,314	133,123	130,166	133,426
Austria-Hungary "	—	—	—	—	—	19,564	25,190	21,606	19,195	19,421
Belgium "	—	—	—	—	—	10,230	9,207	3,676	15,141	10,731
Germany "	—	—	—	—	—	10,153	12,644	12,250	14,393	17,479
Holland "	—	—	—	—	—	739	1,273	2,236	3,390	5,673
Italy "	—	—	—	—	—	4,121	4,653	4,644	6,097	4,231
United States "	—	—	—	—	—	4,222	5,579	4,170	5,272	5,090
Japan "	—	—	—	—	—	3,352	4,303	5,037	4,690	3,064
Other Countries "	—	—	—	—	—	3,572	3,230	3,444	3,013	5,136
	—	—	—	—	—	223,431	247,308	245,191	251,362	269,356

IMPORTS of PRINCIPAL ARTICLES, distinguishing PRINCIPAL COUNTRIES—concluded.

ARTICLES AND COUNTRIES.	QUANTITIES.					VALUE.				
	1902-3.	1903-4.	1904-5.	1905-6.	1906-7.	1902-3.	1903-4.	1904-5.	1905-6.	1906-7.
VII—ARTICLES MANUFACTURED AND PARTLY MANUFACTURED—concluded.										
Sticks and Whips (including Fishing Rods and Lines):						£	£	£	£	£
United Kingdom	—	—	—	—	—	4,966	6,408	6,408	7,282	7,041
Japan	—	—	—	—	—	195	1,494	1,901	908	159
Other Countries	—	—	—	—	—	2,039	1,566	1,842	1,487	1,837
						7,300	9,457	10,148	9,677	9,037
Tea Chests (entire or in sections):										
United Kingdom	—	—	—	—	—	76,373	81,529	122,996	113,015	147,470
Austria-Hungary	—	—	—	—	—	0	1,856	1,744	1,842	1,045
Germany	—	—	—	—	—	6,162	2,010	5,681	5,298	4,791
China, Hong-Kong	—	—	—	—	—	4,750	4,031	6,410	3,373	167
Japan	—	—	—	—	—	63	981	613	1,823	2,861
Other Countries	—	—	—	—	—	120	2,025	1,658	2,717	817
						87,577	92,332	139,102	127,868	167,141
Telegraphs, Materials for construction of: United Kingdom	—	—	—	—	—	1,153	1,580	504	24	9,898
Toys and Requisites for Games:										
United Kingdom	—	—	—	—	—	84,756	92,156	92,069	93,342	92,331
Austria-Hungary	—	—	—	—	—	13,119	21,007	13,390	15,959	12,283
Belgium	—	—	—	—	—	11,001	14,612	13,905	14,185	15,127
France	—	—	—	—	—	2,943	3,364	2,895	2,825	2,321
Germany	—	—	—	—	—	32,702	40,259	43,823	50,964	55,004
Holland	—	—	—	—	—	303	1,470	2,491	4,669	4,542
United States	—	—	—	—	—	1,757	2,965	2,732	7,355	3,961
Japan	—	—	—	—	—	1,310	2,460	2,824	2,154	1,549
Other Countries	—	—	—	—	—	2,946	3,188	5,673	2,701	3,072
						151,337	181,941	184,914	194,104	190,780
Umbrellas, including Parasols and Sun-shades:										
United Kingdom	No.					1,547,637	1,943,812	1,522,895	1,559,085	1,433,331
France	"					40,365	39,515	22,269	23,628	22,126
Ceylon	"					9,027	11,070	8,209	7,767	6,808
China, Hong-Kong	"					166,364	390,259	270,825	160,566	148,941
Japan	"					107,468	135,558	74,054	97,000	22,379
Straits Settlements	"					331,004	161,865	214,568	230,583	130,202
Other Countries	"					12,914	24,862	10,673	13,342	30,943
	"					2,214,829	2,708,941	2,129,463	2,001,976	1,845,280
Umbrella Fittings:										
United Kingdom						—	—	—	48,497	80,409
Belgium						—	—	—	14,700	26,223
Germany						—	—	—	20,386	27,401
China, Hong-Kong						—	—	—	2,223	357
Japan						—	—	—	3,091	10,014
Straits Settlements						—	—	—	320	2,116
Other Countries						—	—	—	793	2,029
						—	—	—	95,510	157,570
Wood:										
United Kingdom						18,259	29,002	26,421	31,235	18,483
Germany						3,460	2,476	3,379	4,495	4,300
United States						493	1,188	1,312	3,557	1,657
China, Hong-Kong						846	3,374	2,907	2,728	1,023
Japan						2,223	6,347	5,988	2,029	2,462
Straits Settlements						4,963	3,430	2,443	1,506	2,318
Other Countries						2,700	3,496	4,071	3,909	3,923
						33,009	49,882	45,621	50,959	34,666
Articles (not specified) imported by Post:										
United Kingdom						339,422	260,141	316,031	370,966	637,084
France						18,461	10,988	19,086	13,385	31,303
Germany						373	3,004	463	944	4,469
Italy						44,156	33,595	59,446	63,339	68,021
Egypt						14,226	15,480	16,419	17,791	16,797
British East Africa						1,407	1,303	1,244	931	1,509
Natal						1,465	1,335	935	1,314	1,402
Aden						10,963	7,696	12,657	12,611	15,805
Ceylon						11,365	62,337	22,126	34,411	23,775
China, Hong-Kong						219	233	169	812	4,514
Japan						44	260	443	938	2,326
Straits Settlements						2,768	143	99	639	9,642
Turkey in Asia						1,581	942	363	1,652	367
Australia						1,146	1,564	799	1,302	1,634
Other Countries						4,531	3,954	2,654	3,500	5,469
						502,677	377,745	453,374	534,685	830,117
Articles not Enumerated						236,455	291,377	286,963	307,393	321,673
TOTAL, Articles Manufactured and Partly Manufactured						20,194,464	30,691,215	36,895,135	39,912,313	39,473,487
GRAND TOTAL OF IMPORTS						52,625,272	59,548,862	64,452,192	68,722,713	72,205,055

EXPORTS OF PRINCIPAL ARTICLES OF FOREIGN MERCHANDISE (RE-EXPORTS), distinguishing PRINCIPAL COUNTRIES to which exported.

ARTICLES AND COUNTRIES.	QUANTITIES.					VALUE.				
	1902-3.	1903-4.	1904-5.	1905-6.	1906-7.	1902-3.	1903-4.	1904-5.	1905-6.	1906-7.
I. ANIMALS, LIVING :										
United Kingdom No.	30	250	37	19	7	£ 408	£ 466	£ 682	£ 3,325	£ 1,250
Ceylon "	44	59	76	35	142	523	1,133	2,250	4,477	5,502
Straits Settlements "	94	1	63	15	10	463	40	1,936	1,580	355
Australia "	10	15	26	8	7	647	1,067	3,400	1,660	433
Other Countries "	12	4	22	10	14	319	220	615	335	617
TOTAL, Living Animals "	190	329	224	87	180	2,660	2,935	8,883	11,375	8,157
II. ARTICLES OF FOOD AND DRINK :										
Coffee :										
Arabia Cwt.	682	652	236	1,184	379	1,111	1,161	535	2,622	2,064
Persia "	842	174	184	597	94	1,512	325	303	1,505	230
Other Countries "	554	524	160	445	338	1,092	767	296	903	352
	2,078	1,350	630	2,226	1,811	3,715	2,253	1,229	5,030	3,146
Grain and Pulse :										
Africa, East, Portuguese Cwt.	3,585	2,139	2,250	1,913	1,060	1,566	934	939	895	500
Aden "	313	16	234	0	12,551	123	9	91	0	3,608
Arabia "	1,332	316	15	5,247	1,902	645	129	5	1,753	865
Other Countries "	7,071	2,147	1,244	556	4,723	2,429	816	489	199	2,122
	12,306	4,668	3,743	7,721	20,236	4,763	1,888	1,524	2,787	7,104
Liquors :										
United Kingdom Gals.	732	1,509	746	2,695	904	746	1,037	454	697	473
Ceylon "	15,264	9,908	1,646	2,165	2,161	962	740	439	367	419
Other Countries "	5,396	7,789	7,166	14,332	3,329	2,737	2,886	3,278	3,137	3,230
	21,392	19,206	9,558	19,692	11,394	4,495	4,663	4,171	4,241	4,127
Provisions :										
Fishmaws and Sharkfins :										
United Kingdom Lb.	204,596	293,508	311,344	182,312	232,464	23,344	33,051	33,967	21,634	31,249
United States "	22,238	46,676	44,340	35,196	43,300	2,537	4,957	4,332	2,202	3,467
China, Hong-Kong "	1,148,857	1,523,526	1,210,076	1,109,276	1,000,730	34,395	57,012	51,134	46,960	43,010
Other Countries "	15,568	9,332	10,243	9,530	18,536	226	752	445	703	497
	1,391,309	1,873,342	1,577,108	1,336,304	1,350,020	61,002	95,772	90,378	71,504	78,233
Fruits and Vegetables, dried, salted, or preserved :										
Dates :										
Aden Cwt.	7,118	1,696	327	1,065	3,161	2,504	605	118	522	1,148
Arabia "	15,451	3,609	159	556	143	4,213	984	51	153	47
Ceylon "	6,657	7,335	7,374	6,735	6,096	2,217	2,516	2,494	2,334	2,176
Straits Settlements "	5,492	5,273	3,715	7,723	10,903	1,063	2,050	3,653	3,202	4,339
Other Countries "	12,323	7,412	5,635	7,400	7,642	3,657	2,330	1,991	2,407	3,109
	47,041	25,330	22,260	23,542	27,945	14,564	3,485	3,312	3,758	11,809
Other Fruits, &c. "	15,967	14,045	13,992	21,903	35,522	13,319	17,476	13,374	25,501	39,760
TOTAL, Fruits, &c. "	62,998	39,375	36,252	45,445	63,467	33,883	25,961	27,186	34,259	51,075
Other sorts of Provisions "	—	—	—	—	—	9,317	12,421	3,326	10,237	11,020
TOTAL, Provisions "	—	—	—	—	—	104,202	134,154	126,490	116,030	140,313
Spices :										
Cloves :										
United Kingdom Lb.	0	121,373	0	102,340	0	0	4,140	0	2,374	0
China, Hong-Kong "	391,115	222,373	490,033	314,371	23,241	5,732	3,293	10,950	5,129	267
Straits Settlements "	441,363	183,550	373,394	392,395	77,432	5,590	2,410	3,710	6,929	1,432
Other Countries "	200,363	133,335	246,977	131,425	179,352	2,302	2,530	5,437	2,917	3,151
	1,033,346	716,691	1,110,409	922,001	286,925	14,174	12,423	25,147	17,649	4,900
Other Sorts "	157,569	65,237	63,343	103,513	94,144	6,302	2,156	1,390	2,333	2,067
TOTAL, Spices "	1,190,915	781,928	1,173,817	1,100,519	381,069	20,476	14,579	27,037	20,532	6,967

EXPORTS of PRINCIPAL ARTICLES of FOREIGN MERCHANDISE (RE-EXPORTS), distinguishing PRINCIPAL COUNTRIES to which exported—continued.

ARTICLES AND COUNTRIES.	QUANTITIES.					VALUE.				
	1902-3.	1903-4.	1904-5.	1905-6.	1906-7.	1902-3.	1903-4.	1904-5.	1905-6.	1906-7.
II.—ARTICLES OF FOOD AND DRINK—cont.										
Sugar, refined or crystallised (including Sugar Candy and Confectionery):						£	£	£	£	£
United Kingdom - - - - - Cwt.	60	4	21,037	9	6,647	41	3	16,446	18	3,163
Africa, East, British - - - - - "	3,782	1,627	1,596	2,400	3,356	2,580	1,115	1,052	1,816	4,920
" " Portuguese - - - - - "	1,850	1,714	3,177	2,740	2,101	1,236	1,122	2,297	2,016	1,263
Aden - - - - - "	2,576	1,230	3,007	7,537	6,471	1,750	901	2,250	5,199	3,877
Arabia - - - - - "	23,487	21,405	13,520	53,460	41,587	19,460	14,640	9,717	42,493	24,684
Ceylon - - - - - "	761	768	13,267	3,823	13,721	550	602	9,132	6,039	3,404
China, Hong-Kong - - - - - "	1,496	0	5,006	1,694	19,635	996	0	3,211	1,129	10,786
Persia - - - - - "	34,591	3,160	18,391	66,153	43,433	23,753	5,539	13,360	47,731	23,207
Turkey in Asia - - - - - "	4,916	4,076	6,544	34,279	15,644	3,596	2,973	4,730	25,314	9,504
Other Countries - - - - - "	2,353	1,313	2,622	3,445	7,609	1,614	1,233	1,913	2,533	4,733
	80,876	40,302	83,757	135,745	165,104	55,539	23,173	64,158	134,341	97,671
Tea:										
Russia - - - - - Lb.	54,301	17,903	148,519	29,720	0	2,557	614	6,025	915	0
Africa, East, Portuguese - - - - - "	36,984	17,703	17,173	12,341	13,089	1,447	730	668	436	731
Arabia - - - - - "	50,715	63,694	74,312	105,377	115,499	2,670	3,903	4,166	5,736	4,707
Persia - - - - - "	1,230,940	525,953	510,325	364,150	207,550	54,634	27,304	24,651	13,160	3,933
Turkey in Asia - - - - - "	139,483	205,931	135,379	139,919	99,203	5,393	3,129	5,075	6,757	4,039
Other Countries - - - - - "	92,473	52,912	40,005	79,551	61,233	3,275	1,935	1,519	2,607	2,069
	1,606,906	839,156	926,513	731,553	591,577	69,931	43,120	42,134	34,711	20,579
Other Articles - - - - -										
	—	—	—	—	—	339	245	52	12	24
TOTAL, Articles of Food and Drink - - - - -										
	—	—	—	—	—	263,604	229,031	266,795	313,134	279,936
III.—METALS, AND MANUFACTURES OF:										
Metals:										
Brass, wrought:										
United Kingdom - - - - - Cwt.	7	5	9	3,630	4,393	65	33	79	9,768	13,133
Other Countries - - - - - "	344	313	311	452	320	1,580	1,331	1,420	2,025	1,619
	351	318	320	4,132	4,713	1,645	1,464	1,499	11,793	14,832
Copper:										
Unwrought:										
United Kingdom - - - - - Cwt.	1,331	3,077	1,304	362	6,303	4,559	10,947	91	3,007	30,564
China, Treaty Ports - - - - - "	0	0	1,200	0	0	0	0	3,998	0	0
Japan - - - - - "	0	0	3,103	0	0	0	0	10,346	0	0
Other Countries - - - - - "	0	101	0	0	201	2	239	0	0	371
	1,331	3,178	6,107	362	7,009	4,561	10,916	20,335	3,007	31,435
Mixed or Yellow Metal for Sheathing:										
Persia - - - - - Cwt.	939	1,376	364	537	323	3,031	4,063	1,069	2,042	1,100
Other Countries - - - - - "	122	303	50	105	94	395	972	154	344	304
	1,111	1,679	414	642	420	3,426	5,040	1,223	2,386	1,404
Sheets and other Manufactures:										
United Kingdom - - - - - Cwt.	6	19	2	2,031	3,203	24	73	13	7,303	12,527
Arabia - - - - - "	560	593	555	674	172	2,105	2,193	1,334	2,417	792
Persia - - - - - "	3,236	3,417	2,061	1,075	1,337	12,509	30,019	7,332	4,004	3,130
Turkey in Asia - - - - - "	359	5,330	34	152	642	3,215	19,497	125	653	3,357
Other Countries - - - - - "	242	172	274	154	309	1,302	753	1,025	767	1,262
	4,953	14,531	2,926	4,146	6,213	19,155	52,539	10,529	15,144	26,033
TOTAL, Copper - - - - -										
	7,445	19,333	9,447	5,700	13,642	27,142	68,495	32,037	20,537	53,907
Iron:										
Old, for re-manufacture:										
United Kingdom - - - - - Cwt.	14,147	23	30,337	20,377	30,023	2,243	3	3,403	6,323	20,605
Italy - - - - - "	75,654	134,363	143,520	233,010	163,130	9,110	17,097	19,547	30,130	21,039
China, Treaty Ports - - - - - "	30,301	13,060	47,300	49,429	3,900	4,621	2,433	6,307	6,233	1,332
United States - - - - - "	0	0	0	19,230	30,000	0	0	0	6,427	10,000
Other Countries - - - - - "	5,234	7,991	7,602	1,633	10,354	942	1,239	1,122	203	390
	125,336	155,442	233,809	327,084	302,960	16,927	20,377	35,332	49,339	53,916
Wrought, &c.:										
Italy - - - - - Cwt.	0	0	0	40,000	0	0	0	0	13,333	0
Aden - - - - - "	3,632	4,644	2,739	7,343	3,179	4,002	2,236	1,502	3,913	1,334
Arabia - - - - - "	6,023	6,433	6,633	3,105	5,421	3,633	3,024	4,003	4,637	2,944
Ceylon - - - - - "	4,006	2,144	1,632	1,372	373	2,216	1,066	936	623	533
Persia - - - - - "	10,756	22,423	3,411	3,435	3,154	6,043	12,111	4,033	4,537	4,579
Turkey in Asia - - - - - "	7,740	3,337	7,202	3,503	9,337	4,270	4,677	3,470	4,323	5,423
Other Countries - - - - - "	5,903	10,691	3,333	7,323	23,035	3,579	5,535	4,747	3,772	5,639
	43,203	55,230	35,543	31,594	53,704	23,733	20,633	13,743	35,203	21,072
TOTAL, Iron - - - - -										
	168,539	213,672	269,352	403,673	356,664	40,695	50,515	54,130	85,075	74,933

EXPORTS of PRINCIPAL ARTICLES of FOREIGN MERCHANDISE (RE-EXPORTS), distinguishing
PRINCIPAL COUNTRIES to which exported—continued.

ARTICLES AND COUNTRIES.	QUANTITIES.					VALUE.				
	1902-3.	1903-4.	1904-5.	1905-6.	1906-7.	1902-3.	1903-4.	1904-5.	1905-6.	1906-7.
III.—METALS AND MANUFACTURES OF—										
<i>cont.</i>										
Metals—cont.										
Tin, unwrought (block):										
Persia - - - - - Cwt.	585	1,853	294	287	1,016	£ 3,530	£ 8,943	£ 2,055	£ 2,072	£ 9,337
Turkey in Asia - - - - - "	781	1,537	106	232	1,176	4,333	10,040	723	1,669	9,959
Other Countries - - - - - "	179	363	803	325	227	1,109	2,346	2,068	2,321	2,005
	1,495	3,253	703	844	2,419	3,972	21,229	4,846	6,062	21,301
Other Metals - - - - - "	6,236	15,336	3,985	10,373	15,876	7,147	11,833	5,999	9,560	23,205
TOTAL, Metals - - - - - "	184,116	251,972	293,817	429,727	393,314	35,601	153,596	93,561	133,033	193,293
Hardware and Cutlery:										
United Kingdom - - - - -	—	—	—	—	—	15,882	17,023	14,041	14,784	16,525
Belgium - - - - -	—	—	—	—	—	2,030	1,936	2,633	602	1,302
Germany - - - - -	—	—	—	—	—	936	1,245	3,120	4,079	5,304
Africa, East, British - - - - -	—	—	—	—	—	6,238	7,421	7,749	6,337	7,947
" " German - - - - -	—	—	—	—	—	417	623	933	1,627	2,444
" " Portuguese - - - - -	—	—	—	—	—	3,991	10,072	3,595	1,834	1,903
Aden - - - - -	—	—	—	—	—	3,886	5,574	4,066	6,199	4,362
Arabia - - - - -	—	—	—	—	—	3,652	5,346	4,310	5,974	4,505
Ceylon - - - - -	—	—	—	—	—	3,214	2,330	2,657	2,296	2,147
Persia - - - - -	—	—	—	—	—	5,816	9,226	9,060	7,050	9,430
Siam - - - - -	—	—	—	—	—	687	1,095	2,237	1,625	2,064
Straits Settlements - - - - -	—	—	—	—	—	3,013	4,310	3,649	5,514	3,195
Turkey in Asia - - - - -	—	—	—	—	—	4,522	7,041	6,405	10,259	11,465
Other Countries - - - - -	—	—	—	—	—	4,379	5,736	4,150	4,813	9,229
TOTAL, Hardware and Cutlery - - - - -	—	—	—	—	—	58,611	79,323	60,205	74,693	82,511
Machinery and Millwork:										
United Kingdom - - - - -	—	—	—	—	—	14,105	8,563	13,930	12,462	8,910
Other Countries - - - - -	—	—	—	—	—	9,193	6,500	4,451	6,164	7,034
	—	—	—	—	—	23,303	15,063	18,431	18,616	15,944
Railway Plant and Rolling Stock:										
United Kingdom - - - - -	—	—	—	—	—	185	5,765	4,300	1,010	953
Other Countries - - - - -	—	—	—	—	—	—	—	—	—	—
TOTAL, Metals and Manufactures of - - - - -	—	—	—	—	—	167,700	253,742	191,008	227,357	297,616
IV.—CHEMICALS, DRUGS, MEDICINES AND NARCOTICS, DYEING AND TANNING MATERIALS:										
Chemicals:										
China, Hong-Kong - - - - -	—	—	—	—	—	10	1,342	852	1,906	2,430
Persia - - - - -	—	—	—	—	—	1,364	1,523	1,109	1,553	1,303
Turkey in Asia - - - - -	—	—	—	—	—	1,563	2,041	840	1,490	1,713
Other Countries - - - - -	—	—	—	—	—	1,638	2,346	2,337	2,416	3,009
	—	—	—	—	—	4,325	7,257	5,638	7,369	8,443
Drugs and Medicines:										
Camphor:										
United Kingdom - - - - - Lb.	0	20,819	22,463	73,707	9,539	0	2,321	2,232	9,232	1,536
Natal - - - - - "	24,952	24,237	22,462	16,301	12,012	1,738	2,026	2,174	1,987	1,715
Other Countries - - - - - "	36,530	43,231	33,274	26,015	23,225	2,863	3,513	3,056	3,043	3,491
	61,482	88,287	78,204	121,023	44,776	4,601	7,860	7,462	14,292	6,742
Cassia Lignea:										
Arabia - - - - - Cwt.	631	416	632	423	622	1,223	750	1,251	816	1,194
Persia - - - - - "	1,326	1,736	1,071	1,908	1,032	3,330	3,240	2,032	3,536	1,940
Turkey in Asia - - - - - "	2,151	1,313	1,395	2,051	1,206	3,770	2,339	2,652	3,373	2,303
Other Countries - - - - - "	511	431	563	339	423	975	916	1,105	755	862
	5,169	4,001	3,716	4,774	3,289	9,308	7,245	7,050	9,030	6,303
Other Sorts - - - - -	—	—	—	—	—	9,733	21,859	15,639	16,002	13,897
TOTAL, Drugs and Medicines - - - - -	—	—	—	—	—	23,637	36,904	30,201	39,334	31,947
Tobacco (chiefly manufactured) - Lb.										
United Kingdom - - - - -	24,014	32,792	16,798	12,733	14,413	2,037	2,977	1,373	1,326	1,470
Dyeing and Tanning Materials:										
Alizarine and Aniline Dyes:										
Arabia - - - - - Lb.	23,003	30,235	27,076	30,796	54,366	2,123	2,322	2,073	2,743	4,303
Turkey in Asia - - - - - "	15,225	21,930	6,471	4,474	7,323	1,045	1,397	416	235	333
Other Countries - - - - - "	32,413	30,751	26,594	29,133	33,896	1,931	1,503	1,496	1,294	1,076
	70,731	82,966	60,141	64,403	96,205	5,149	5,227	4,585	4,322	6,752
Other Sorts - - - - -	—	—	—	—	—	9,402	6,296	6,984	10,711	9,557
TOTAL, Dyeing and Tanning Materials - - - - -	—	—	—	—	—	14,641	11,523	11,569	15,033	16,309
TOTAL, Chemicals, Drugs, &c. - - - - -	—	—	—	—	—	45,140	53,721	49,281	63,112	53,174

EXPORTS OF PRINCIPAL ARTICLES OF FOREIGN MERCHANDISE (RE-EXPORTS), distinguishing
PRINCIPAL COUNTRIES TO WHICH EXPORTED—continued.

ARTICLES AND COUNTRIES.	QUANTITIES.					VALUE.				
	1902-3.	1903-4.	1904-5.	1905-6.	1906-7.	1902-3.	1903-4.	1904-5.	1905-6.	1906-7.
V.—OILS:										
Mineral:						£	£	£	£	£
Kerosene:										
Africa, East British Gals.	35,789	53,261	141,330	242,653	45,332	1,193	1,743	4,159	6,048	1,487
" " Portuguese "	120,544	76,014	93,342	44,773	11,560	4,059	2,000	2,013	1,584	368
Madagascar "	63,674	102,783	96,321	69,674	40,343	2,247	3,430	2,563	1,996	1,330
Mauritius "	800	262,436	90,370	3,169	0	27	3,406	3,276	117	0
Arabia "	84,268	221,020	298,603	178,653	24,336	2,637	7,170	10,833	5,745	389
Ceylon "	864	6,552	47,784	276,479	254,159	29	220	1,459	6,352	4,702
China, Treaty Ports "	0	0	1,058,196	0	0	0	0	33,000	0	0
Persia "	16,640	143,635	115,412	89,375	47,989	561	4,560	3,639	2,963	1,462
Turkey in Asia "	24	61,866	33,739	217,704	24,533	1	2,130	3,197	6,364	836
Other Countries "	22,760	97,805	67,375	33,002	37,914	727	3,101	2,075	1,245	1,242
	360,363	1,025,427	2,097,472	1,161,012	486,676	11,531	33,410	67,119	33,419	12,346
Other Sorts "	418,645	553,042	254,020	115,070	165,350	5,592	7,041	2,762	2,449	3,018
TOTAL, Mineral Oil "	769,008	1,578,469	2,351,492	1,276,082	652,026	17,123	40,451	69,881	35,868	15,369
Other Oils "	6,301	5,341	5,433	5,493	5,219	1,401	861	1,223	1,276	1,301
TOTAL, Oils "	775,309	1,583,810	2,356,925	1,281,575	657,245	18,524	41,312	71,109	37,144	17,160
VI.—RAW MATERIALS AND UNMANUFACTURED ARTICLES:										
Gums and Resins:										
United Kingdom Cwt.	14,209	10,463	9,257	5,708	7,334	21,742	16,058	14,699	7,798	12,364
Austria-Hungary "	4,093	7,205	11,180	7,361	11,113	4,995	3,676	11,696	6,962	11,330
Belgium "	5,557	7,211	4,517	6,451	1,029	5,051	6,955	4,759	7,930	1,024
France "	2,510	3,517	5,136	4,355	2,083	2,796	4,686	5,949	5,139	2,524
Germany "	4,024	6,579	13,124	11,649	9,012	3,371	7,429	15,433	16,077	12,547
Russia "	4	3,257	4,531	4,929	3,316	24	5,405	7,352	3,257	6,535
China, Hong Kong "	7,818	10,952	10,493	6,925	3,776	6,948	9,717	11,196	7,073	4,251
Other Countries "	4,772	5,595	7,141	7,246	7,223	5,224	6,570	7,750	9,023	8,312
	42,937	54,779	65,433	54,534	45,944	50,627	65,406	79,434	67,159	59,537
Ivory:										
United Kingdom Lb.	37,333	61,026	62,335	24,049	19,160	33,136	23,644	23,237	13,151	7,977
China, Hong Kong "	32,063	46,116	42,160	23,242	26,783	9,139	14,250	12,344	7,513	9,655
Japan "	3,329	17,732	11,537	29,234	24,133	2,633	3,002	1,405	5,432	4,304
Other Countries "	2,606	935	1,961	0	1,540	354	233	220	2,109	518
	131,336	125,918	118,093	66,525	71,616	45,262	41,134	37,256	28,147	22,454
Jewellery, Precious Stones and Pearls, unset:										
Arabia "	—	—	—	—	—	9,733	2,467	30,607	6,136	13,173
Bahrein Islands "	—	—	—	—	—	0	0	0	0	3,400
China, Hong Kong "	—	—	—	—	—	1,011	1,654	711	342	157
Persia "	—	—	—	—	—	5,010	1,579	1,311	1,067	173
Other Countries "	—	—	—	—	—	156	441	533	173	270
	—	—	—	—	—	16,510	6,141	33,217	8,298	17,173
Shells and Cowries:										
United Kingdom "	—	—	—	—	—	5,342	4,647	6,062	3,241	4,074
Austria-Hungary "	—	—	—	—	—	7,133	3,256	9,741	6,726	7,034
Other Countries "	—	—	—	—	—	876	430	931	975	684
	—	—	—	—	—	13,351	8,333	16,734	10,942	11,792
Silk:										
United Kingdom Lb.	49,718	39,635	23,613	45,463	41,657	1,399	1,570	412	1,517	1,240
France "	0	0	321	0	45,290	0	0	40	0	13,116
Arabia "	15,105	14,464	20,192	14,127	3,249	4,003	4,337	6,412	4,537	3,029
Mekran and Sonmiani "	2,470	4,429	5,009	5,737	4,302	370	1,116	1,515	1,467	1,220
Other Countries "	17,956	9,603	4,732	3,963	5,790	3,746	1,908	1,530	1,432	1,652
	85,249	68,131	54,522	69,330	105,288	10,319	8,339	9,915	9,003	25,257
Wool:										
United Kingdom Lb.	5,137,430	5,091,037	5,121,556	4,333,612	5,200,901	162,379	154,103	170,515	167,731	196,904
United States "	533,314	312,370	17,340	29,957	6,336	12,146	7,033	1,467	1,037	213
Japan "	33,976	113,720	33,960	123,720	0	1,473	4,710	533	3,290	0
Other Countries "	9,210	0	400	336	13,104	164	0	43	3	120
	5,713,930	5,522,127	5,173,556	5,044,025	5,220,391	186,662	165,846	172,663	172,066	197,242
Articles not enumerated "	—	—	—	—	—	3,644	10,376	15,223	15,315	16,545
TOTAL, Raw Materials and Manufactured Articles	—	—	—	—	—	311,380	306,715	364,497	313,900	350,050

EXPORTS of PRINCIPAL ARTICLES of FOREIGN MERCHANDISE (RE-EXPORTS), distinguishing
PRINCIPAL COUNTRIES to which exported—continued.

ARTICLES AND COUNTRIES.	QUANTITIES.					VALUE.				
	1902-3.	1903-4.	1904-5.	1905-6.	1906-7.	1902-3.	1903-4.	1904-5.	1905-6.	1906-7.
VII.—ARTICLES MANUFACTURED AND PARTLY MANUFACTURED—cont.										
Yarns and Textile Fabrics—cont.										
Cotton—cont.										
Handkerchiefs and Shawls						£	£	£	£	£
in the Piece:										
Africa, East, British - - - No.	2,616	8,676	22,103	33,900	135,612	35	166	159	124	2,210
" " Portuguese - - - "	241,431	74,789	25,130	63,355	121,447	1,445	567	303	915	1,062
Arabia - - - - - "	173,271	114,543	146,695	208,377	243,999	5,632	3,818	4,713	6,439	8,478
Bahrain Islands - - - - - "	0	0	0	0	52,307	0	0	0	0	2,434
Persia - - - - - "	111,473	279,162	241,659	72,991	272,786	1,524	3,459	2,611	1,798	3,918
Turkey in Asia - - - - - "	81,744	74,064	37,916	105,400	54,939	1,811	1,314	890	1,096	1,625
Other Countries - - - - - "	325,395	230,294	267,992	116,691	252,237	2,759	2,257	2,478	1,243	2,335
	936,430	781,523	740,900	605,714	1,133,377	13,206	11,580	11,189	12,707	22,662
Hosiery, Pure and Mixed:										
Africa, East, British - - -	—	—	—	—	—	664	1,261	1,339	1,015	1,016
" " Portuguese - - - - -	—	—	—	—	—	3,556	12,745	7,966	3,854	2,425
Persia - - - - -	—	—	—	—	—	1,738	1,623	1,151	1,603	1,338
Other Countries - - - - -	—	—	—	—	—	3,772	4,240	3,493	3,013	5,061
	—	—	—	—	—	9,780	19,869	14,259	9,445	10,102
Thread, Sewing:										
Persia - - - - - Lb.	37,369	76,880	49,656	52,529	51,287	2,031	5,577	3,996	3,919	3,908
Turkey in Asia - - - - - "	26,975	16,410	7,002	9,904	19,670	1,958	1,100	461	680	1,339
Other Countries - - - - - "	23,467	23,659	26,950	31,949	37,036	1,965	1,936	1,868	2,097	2,467
	92,811	121,968	83,608	94,382	107,993	6,554	8,613	6,327	6,676	7,769
Other Cotton Manufactures:										
TOTAL, Cotton Goods (excluding Twist and Yarn)	—	—	—	—	—	722,274	865,914	835,116	898,414	843,202
Flax:										
United Kingdom - - - - -	—	—	—	—	—	162	243	3,089	4,525	70
Other Countries - - - - -	—	—	—	—	—	380	397	716	475	1,078
	—	—	—	—	—	542	640	3,805	5,000	1,148
Silk:										
Piece Goods:										
Egypt - - - - - Yds.	26,190	23,439	39,418	23,122	31,607	1,245	1,230	1,493	1,102	1,151
Africa, East, British - - -	61,341	64,626	70,050	67,310	63,950	2,966	5,168	5,009	4,445	4,588
" " Portuguese - - - - -	23,063	29,332	24,120	33,634	45,483	1,064	1,439	1,127	1,023	2,312
Cape Colony - - - - - "	152,365	123,449	98,071	81,065	61,108	5,852	4,622	3,336	2,509	2,032
Natal - - - - - "	387,696	181,274	273,712	231,150	116,732	14,431	8,024	10,000	8,701	4,430
Arabia - - - - - "	81,232	90,961	72,258	162,358	112,871	4,832	6,733	5,181	10,362	7,290
Bahrain Islands - - - - - "	0	0	0	0	36,600	0	0	0	0	2,285
Ceylon - - - - - "	18,939	13,978	19,568	17,933	8,940	1,130	766	819	714	358
China, Hong-Kong - - - - -	56,740	57,706	29,292	90,764	263,145	2,232	2,296	1,149	2,456	3,380
Persia - - - - - "	38,738	32,516	20,168	18,622	19,452	2,466	3,061	1,837	993	1,107
Straits Settlements - - - - -	25,009	19,142	10,723	9,769	16,414	1,131	1,021	533	564	940
Other Countries - - - - - "	154,422	127,106	172,517	168,434	112,637	6,681	6,034	7,326	7,303	6,237
	1,025,734	769,029	829,902	894,941	888,937	44,680	40,383	37,415	40,777	41,486
Goods of Silk mixed with other Materials:										
Persia - - - - - Yds.	58,239	57,935	19,206	34,245	49,202	2,217	2,275	839	1,164	1,920
Other Countries - - - - - "	33,017	55,136	36,624	16,299	22,570	1,834	2,721	1,587	868	1,389
	91,256	113,121	55,829	50,544	71,772	4,101	4,996	2,426	2,032	3,315
Other Silk Goods:										
TOTAL, Silk Manufactures	—	—	—	—	—	48,902	46,544	40,129	43,187	45,179
Wool:										
Piece Goods:										
Africa, East, British - - - Yds.	12,018	16,534	37,317	40,162	32,556	745	1,323	2,748	3,150	3,972
Arabia - - - - - "	13,692	8,925	11,661	32,440	16,097	1,616	897	1,260	3,422	1,563
Bahrain Islands - - - - - "	0	0	0	0	25,278	0	0	0	0	1,962
Ceylon - - - - - "	72,066	41,502	123,235	146,373	67,673	3,932	2,493	7,554	9,067	4,003
Persia - - - - - "	41,197	66,203	53,332	60,143	75,068	3,619	6,160	5,287	5,074	5,593
Straits Settlements - - - - -	31,561	31,793	30,780	29,012	15,413	1,294	1,301	1,705	2,207	992
Turkey in Asia - - - - - "	4,086	3,304	16,196	13,290	24,908	352	762	1,564	1,279	2,360
Other Countries - - - - - "	62,990	61,282	55,666	45,933	65,652	4,720	4,325	5,915	3,858	4,559
	237,610	237,043	333,687	367,363	371,736	16,278	18,266	26,063	23,083	25,315
Other Sorts:										
TOTAL, Woollen Manufactures	—	—	—	—	—	32,998	26,776	39,965	35,521	34,040
Other Textile Fabrics:										
TOTAL, Yarns and Textile Fabrics	—	—	—	—	—	853,091	990,993	980,259	1,023,780	959,552

EXPORTS OF PRINCIPAL ARTICLES OF FOREIGN MERCHANDISE (RE-EXPORTS), distinguishing PRINCIPAL COUNTRIES TO WHICH EXPORTED—continued.

ARTICLES AND COUNTRIES.	QUANTITIES.					VALUE.				
	1902-3.	1903-4.	1904-5.	1905-6.	1906-7.	1902-3.	1903-4.	1904-5.	1905-6.	1906-7.
VII.—ARTICLES MANUFACTURED AND PARTLY MANUFACTURED—cont.										
Apparel (including Drapery, Haberdashery, Millinery, Uniforms, Accoutrements, but excluding Hosiery):						£	£	£	£	£
United Kingdom -	—	—	—	—	—	52,654	50,618	49,629	42,407	47,095
Africa, East, British -	—	—	—	—	—	3,191	3,923	5,304	4,973	5,539
" " Portuguese -	—	—	—	—	—	1,625	3,027	3,185	1,847	1,988
Cape Colony -	—	—	—	—	—	1,760	2,121	942	1,410	1,104
Mauritius -	—	—	—	—	—	3,687	6,428	3,235	1,356	1,516
Natal -	—	—	—	—	—	6,772	7,472	4,977	4,444	2,320
Aden -	—	—	—	—	—	4,140	4,938	5,177	3,974	3,070
Arabia -	—	—	—	—	—	3,736	5,434	5,742	3,127	5,333
Bahrein Islands -	—	—	—	—	—	0	0	0	0	4,317
Ceylon -	—	—	—	—	—	3,830	4,618	4,971	4,230	4,486
Persia -	—	—	—	—	—	5,235	3,730	3,425	4,539	3,760
Straits Settlements -	—	—	—	—	—	6,660	6,846	6,693	5,484	6,940
Turkey in Asia -	—	—	—	—	—	1,863	1,255	1,320	1,339	2,374
Other Countries -	—	—	—	—	—	7,077	8,567	9,189	9,306	11,952
	—	—	—	—	—	101,780	108,962	97,789	93,936	107,634
Boots and Shoes:										
Persia - Pairs	2,930	3,744	3,535	3,727	3,315	1,004	1,060	1,252	1,033	1,033
Other Countries - "	5,510	16,253	8,123	19,140	8,843	1,181	4,298	2,032	2,732	2,271
	8,440	19,997	11,708	22,867	12,158	2,185	5,358	3,284	3,765	3,304
TOTAL, Apparel	—	—	—	—	—	103,965	114,320	101,073	97,691	110,938
Arms, Ammunition, and Military Stores:										
Firearms and parts thereof:										
United Kingdom -	—	—	—	—	—	6,390	5,771	4,600	5,578	4,772
Other Countries -	—	—	—	—	—	898	310	878	675	769
	—	—	—	—	—	7,288	6,081	5,478	6,253	5,540
Other Sorts:	—	—	—	—	—	3,037	2,206	1,032	1,087	712
TOTAL, Arms, &c.	—	—	—	—	—	10,325	8,287	6,510	7,340	6,252
Art, Works of:										
United Kingdom -	—	—	—	—	—	4,533	3,913	0,186	9,323	2,815
Other Countries -	—	—	—	—	—	504	1,724	1,075	409	655
	—	—	—	—	—	5,042	5,642	7,261	9,737	3,470
Books and Printed Matter (including Maps and Charts):										
United Kingdom - Cwt.	964	867	822	762	722	9,647	10,501	9,373	9,323	8,602
Ceylon - "	176	164	170	317	109	1,233	1,425	1,675	4,903	1,300
Other Countries - "	420	284	276	523	232	3,405	2,656	2,411	4,869	3,290
	1,560	1,315	1,268	1,607	1,113	14,320	14,582	13,464	19,190	13,282
Cabinet-ware and Furniture:										
United Kingdom -	—	—	—	—	—	3,583	2,670	4,049	3,217	3,237
Other Countries -	—	—	—	—	—	3,015	2,152	1,762	1,968	2,994
	—	—	—	—	—	6,603	4,822	5,811	5,185	6,231
Carriages and Carts, and parts thereof:										
United Kingdom -	—	—	—	—	—	5,316	5,732	9,276	6,631	3,356
France -	—	—	—	—	—	468	35	92	931	4,054
Ceylon -	—	—	—	—	—	274	657	752	6,667	3,325
Other Countries -	—	—	—	—	—	1,433	1,603	1,621	3,613	4,393
	—	—	—	—	—	7,494	8,027	11,941	17,897	20,128
Chinese and Japanese-ware:										
United Kingdom -	—	—	—	—	—	1,355	1,943	3,416	2,537	1,775
Portuguese East Africa -	—	—	—	—	—	145	6,602	399	31	23
Other Countries -	—	—	—	—	—	466	504	642	492	739
	—	—	—	—	—	2,466	9,049	4,457	3,060	2,537

EXPORTS of PRINCIPAL ARTICLES of FOREIGN MERCHANDISE (RE-EXPORTS), distinguishing
PRINCIPAL COUNTRIES to which exported—concluded.

ARTICLES AND COUNTRIES.	QUANTITIES					VALUE.				
	1902-3.	1903-4.	1904-5.	1905-6.	1906-7.	1902-3.	1903-4.	1904-5.	1905-6.	1906-7.
VII.—ARTICLES MANUFACTURED AND PARTLY MANUFACTURED—concluded.						£	£	£	£	£
Coral:										
Italy Lb.	3,837	1,595	5,368	1,426	4,913	2,390	1,258	3,302	747	963
Straits Settlements "	20,238	14,842	9,213	5,942	21,756	11,448	10,005	8,232	4,020	6,830
Other Countries "	4,671	246	3,481	4,871	2,617	1,139	30	412	521	418
	28,746	16,683	18,062	12,139	30,286	14,977	11,293	11,946	5,288	8,210
Earthenware (including Piping) and Porcelain:										
United Kingdom	—	—	—	—	—	2,670	3,352	3,020	3,701	4,177
Africa, East, Portuguese	—	—	—	—	—	1,018	2,250	1,057	755	288
Arabia	—	—	—	—	—	1,736	2,302	2,895	4,344	2,943
Bahrein Islands	—	—	—	—	—	0	0	0	0	1,387
Persia	—	—	—	—	—	1,757	3,608	2,450	3,578	3,816
Turkey in Asia	—	—	—	—	—	1,198	1,166	1,614	1,888	2,282
Other Countries	—	—	—	—	—	1,821	2,348	1,453	1,441	2,369
	—	—	—	—	—	10,100	15,026	12,703	16,067	17,262
Glass and Glassware:										
United Kingdom	—	—	—	—	—	2,470	1,738	2,334	1,729	1,404
Africa, East, British	—	—	—	—	—	1,771	1,942	1,338	1,295	1,632
" " Portuguese	—	—	—	—	—	1,889	1,447	1,378	801	1,116
Aden	—	—	—	—	—	1,589	1,716	1,262	2,211	1,985
Arabia	—	—	—	—	—	1,262	1,404	1,606	2,297	2,644
Ceylon	—	—	—	—	—	1,808	1,531	1,743	1,244	1,258
China, Hong-Kong	—	—	—	—	—	1,146	638	653	482	864
Persia	—	—	—	—	—	5,588	8,144	7,612	6,068	6,840
Turkey in Asia	—	—	—	—	—	3,022	2,399	3,807	4,058	3,467
Other Countries	—	—	—	—	—	2,663	4,273	3,934	2,807	5,035
	—	—	—	—	—	23,206	25,232	25,727	23,712	26,406
Instruments, Apparatus, and Appliances, and Parts thereof:										
Musical:										
United Kingdom	—	—	—	—	—	3,455	2,806	4,541	4,429	3,807
Other Countries	—	—	—	—	—	1,376	1,412	1,754	1,799	4,149
	—	—	—	—	—	4,831	4,218	6,295	6,198	8,045
Photographic:										
United Kingdom	—	—	—	—	—	1,142	1,012	1,050	989	1,006
Other Countries	—	—	—	—	—	884	403	857	400	872
	—	—	—	—	—	2,026	1,415	1,907	1,449	1,878
Scientific, &c.:										
United Kingdom	—	—	—	—	—	4,748	6,334	6,849	5,894	6,423
Germany	—	—	—	—	—	48	56	181	938	2,150
Italy	—	—	—	—	—	41	0	400	15	2,667
United States	—	—	—	—	—	2,039	609	1,092	452	261
Ceylon	—	—	—	—	—	1,027	607	1,032	561	1,099
Straits Settlements	—	—	—	—	—	607	2,061	2,484	1,179	660
Other Countries	—	—	—	—	—	990	2,709	1,486	1,733	1,139
	—	—	—	—	—	9,400	12,366	14,424	10,267	14,406
TOTAL, Instruments, &c.	—	—	—	—	—	16,257	17,999	22,626	17,914	24,328
Jewellery and Gold and Silver Plate:										
United Kingdom	—	—	—	—	—	10,187	12,750	8,268	10,850	22,869
Straits Settlements	—	—	—	—	—	1,214	1,335	5,106	6,504	6,213
Other Countries	—	—	—	—	—	5,462	7,017	1,773	834	2,443
	—	—	—	—	—	16,863	21,102	15,247	18,188	31,516
Stationery (excluding paper):										
Persia	—	—	—	—	—	2,966	3,466	2,155	2,022	2,975
Other Countries	—	—	—	—	—	6,146	8,195	6,564	8,430	6,585
	—	—	—	—	—	9,112	11,661	8,719	10,461	9,560
Articles not enumerated	—	—	—	—	—	54,507	62,817	69,403	105,362	71,880
TOTAL, Articles Manufactured and Partly Manufactured	—	—	—	—	—	1,147,400	1,324,952	1,297,147	1,381,468	1,311,600
TOTAL Value of Foreign Merchandise Exported	—	—	—	—	—	1,957,108	2,217,458	2,248,715	2,852,540	2,322,093

EXPORTS of PRINCIPAL ARTICLES of INDIAN PRODUCE and MANUFACTURES, distinguishing PRINCIPAL COUNTRIES to which exported—continued.

ARTICLES AND COUNTRIES.	QUANTITIES.					VALUE.					
	1902-3.	1903-4.	1904-5.	1905-6.	1906-7.	1902-3.	1903-4.	1904-5.	1905-6.	1906-7.	
II.—ARTICLES OF FOOD AND DRINK—cont.											
Provisions—cont.											
Ghi:											
United Kingdom	Lb.	114,457	153,376	148,923	182,160	138,814	3,801	4,256	3,994	5,432	4,619
Egypt	"	179,504	6,848	623,200	634,898	250,457	5,065	198	13,413	21,246	3,012
Africa, East, British	"	537,568	270,619	137,715	67,163	53,939	14,653	7,300	5,564	2,003	1,798
" " Portuguese	"	100,119	53,825	107,290	57,647	123,984	2,933	1,629	3,228	1,850	4,560
Cape Colony	"	91,339	187,050	112,663	99,160	103,977	2,300	5,093	3,573	3,166	3,916
Madagascar	"	42,460	63,445	63,992	70,637	30,433	1,211	2,132	2,062	2,439	1,124
Mauritius	"	424,520	336,339	465,332	372,133	309,363	13,297	10,480	14,747	12,176	11,009
Natal	"	1,060,173	834,332	976,812	903,236	723,993	34,439	23,140	31,163	29,634	21,940
Somaliland, British	"	25,480	0	36,442	799,630	0	718	0	1,292	22,372	0
British West Indies	"	21,970	34,493	20,223	61,135	27,264	609	1,033	602	1,940	335
British Guiana	"	56,173	41,239	25,626	28,059	27,116	1,621	1,175	761	833	916
Aden	"	572,410	433,023	371,733	229,322	123,636	15,129	10,033	9,623	6,167	2,072
Arabia	"	470,331	232,565	339,695	134,555	44,915	12,404	7,425	9,961	5,724	1,362
Ceylon	"	415,979	439,534	453,092	429,331	404,536	10,999	11,599	13,093	12,453	12,337
China, Hong-Kong	"	233,433	292,663	241,000	239,235	252,443	3,073	3,313	7,137	3,221	3,793
Persia	"	464,432	246,173	60,193	11,731	16,342	12,015	6,393	1,532	347	574
Straits Settlements	"	1,323,463	1,431,773	1,533,332	1,750,106	1,950,403	36,335	41,122	44,727	50,926	59,435
Australia	"	93,973	163,633	96,627	134,260	153,396	2,663	4,663	2,779	4,059	5,096
Other Countries	"	119,706	33,940	113,472	156,722	133,724	3,313	2,363	3,512	4,330	4,310
		6,413,045	5,390,365	6,097,917	6,491,370	4,834,252	131,733	152,722	177,317	195,913	157,696
Lard:											
Mauritius	Lb.	170,503	100,196	50,920	61,597	55,451	3,414	2,035	1,033	1,250	1,049
Other Countries	"	3,233	0	0	0	112	107	0	0	0	1
		173,736	100,196	50,920	61,597	55,563	3,521	2,035	1,033	1,250	1,050
Other Sorts of Provisions		—	—	—	—	—	50,057	49,203	43,139	61,906	62,913
TOTAL, Provisions		—	—	—	—	—	452,567	499,792	438,133	478,315	434,074
Salt:											
Ceylon	Tons	3,355	4,266	7,193	4,710	0	1,190	1,454	2,733	1,342	0
Straits Settlements	"	2,310	2,020	3,439	6,973	12,790	540	233	354	2,624	6,366
Other Countries	"	1	2	2	3	2	14	19	60	61	31
		5,666	6,288	10,634	11,686	12,792	1,744	1,706	3,792	4,527	6,337
Spices:											
Betelnuts:											
Natal	Lb.	199,032	74,452	142,434	129,713	74,075	2,533	1,612	3,543	3,023	1,313
Other Countries	"	266,013	267,435	177,742	212,314	215,630	2,637	2,975	2,037	2,301	2,390
		375,045	341,887	320,176	342,027	299,705	5,170	4,587	5,580	5,324	3,703
Cardamoms:											
United Kingdom	Lb.	44,347	35,350	63,333	71,206	55,035	4,562	6,337	4,527	4,363	4,333
Germany	"	42,531	42,354	15,239	17,753	16,433	3,959	3,027	933	1,165	1,363
Egypt	"	14,640	17,010	4,310	13,247	14,349	1,449	1,544	476	913	934
Aden	"	50,073	15,353	13,403	32,155	23,633	3,093	920	1,237	1,363	1,474
Arabia	"	67,730	53,135	59,622	101,967	54,413	6,425	4,329	4,333	7,261	3,391
Persia	"	26,377	21,302	7,226	14,046	3,379	2,363	1,951	553	990	292
Turkey in Asia	"	20,904	23,442	6,534	14,563	6,507	2,209	2,329	404	903	441
Other Countries	"	35,733	25,333	20,231	30,343	24,335	3,133	2,071	1,403	1,373	1,333
		302,940	237,434	291,031	295,390	292,374	27,749	22,593	14,213	19,334	14,611
Chillies:											
United Kingdom	Lb.	199,313	119,391	4,731	63,332	35,423	1,463	732	112	663	745
Mauritius	"	253,159	313,750	245,390	279,746	237,027	1,461	1,364	1,393	2,935	2,431
Aden	"	165,996	132,332	126,336	162,536	104,366	1,039	335	392	1,197	323
Ceylon	"	6,194,930	3,246,064	7,336,273	6,514,351	3,419,713	35,690	57,766	59,131	60,720	71,234
Straits Settlements	"	2,424,914	3,334,034	1,513,033	1,739,554	1,372,733	15,123	22,153	11,223	13,019	13,599
Other Countries	"	270,197	197,934	261,330	196,156	233,667	1,713	1,330	2,120	1,779	1,903
		9,508,512	12,377,155	9,513,173	9,092,705	11,097,929	53,497	34,640	75,421	35,313	35,342

EXPORTS OF PRINCIPAL ARTICLES OF INDIAN PRODUCE AND MANUFACTURES, DISTINGUISHING PRINCIPAL COUNTRIES TO WHICH EXPORTED—continued.

ARTICLES AND COUNTRIES.	QUANTITIES.					VALUE.					
	1902-3.	1903-4.	1904-5.	1905-6.	1906-7.	1902-3.	1903-4.	1904-5.	1905-6.	1906-7.	
II.—ARTICLES OF FOOD AND DRINK—cont.											
Spices—cont.											
Ginger:											
United Kingdom	Lb.	1,525,202	2,903,302	3,320,048	2,373,728	1,565,020	24,045	44,309	42,206	23,158	22,641
Austria-Hungary	"	355,040	446,249	772,900	441,174	61,936	6,462	7,055	10,990	4,165	600
Germany	"	392,371	766,001	1,012,403	619,890	219,920	7,306	12,330	12,080	6,087	2,528
United States	"	1,283,947	1,616,357	1,663,484	2,361,922	960,801	18,186	20,332	18,095	17,451	9,185
Aden	"	2,110,523	3,000,945	2,413,712	2,525,509	1,517,696	30,778	48,496	27,765	18,987	17,661
Arabia	"	302,919	930,423	546,267	760,652	378,544	3,915	11,815	5,503	6,434	4,041
Ceylon	"	184,884	171,780	147,180	170,301	242,373	2,747	2,346	1,982	1,542	2,184
Persia	"	247,417	345,734	195,412	124,421	78,356	3,429	4,405	2,136	1,448	993
Turkey in Asia	"	505,984	395,124	138,025	150,292	74,732	6,930	4,806	1,341	1,371	1,327
Other Countries	"	488,710	746,152	694,688	341,235	316,153	6,835	9,504	6,404	2,873	3,312
		7,397,702	12,061,517	11,164,019	9,869,174	5,415,531	110,633	166,070	128,452	83,516	64,481
Pepper:											
United Kingdom	Lb.	801,665	908,779	844,245	969,741	757,311	18,905	20,696	20,067	22,265	18,340
Austria-Hungary	"	336,000	907,620	354,620	733,040	246,400	7,793	21,300	3,580	16,572	5,727
Belgium	"	196,706	253,400	492,240	722,120	375,200	4,540	6,002	11,624	16,692	3,693
France	"	641,442	1,074,507	373,006	464,597	338,758	14,928	25,408	3,303	10,293	7,484
Germany	"	1,444,600	3,619,276	2,821,672	4,623,633	1,913,756	34,230	83,361	65,510	105,601	41,562
Holland	"	89,600	1,274,860	311,080	820,400	112,000	1,940	30,360	7,247	19,091	2,667
Italy	"	1,410,060	1,967,688	2,259,992	3,039,330	2,263,912	33,119	47,195	53,068	69,087	52,321
Egypt	"	969,865	538,780	187,261	461,682	190,779	22,858	13,918	4,355	9,976	4,534
Africa, East, British	"	48,748	40,292	64,612	77,698	71,336	1,140	922	1,423	1,741	1,618
Mauritius	"	66,518	53,874	63,641	72,570	41,022	1,522	1,226	1,488	1,724	931
Natal	"	59,330	32,653	48,383	52,930	49,045	1,324	758	1,123	1,282	1,175
Canada	"	0	0	0	90,300	56,000	0	0	0	2,190	1,113
United States	"	720,300	1,425,559	683,732	2,760,170	1,034,040	16,827	33,591	15,878	63,952	23,097
Aden	"	615,300	527,093	404,830	713,461	363,899	13,229	11,891	9,151	15,419	7,984
Arabia	"	176,609	285,839	300,521	464,448	250,557	4,080	6,699	6,898	10,292	5,801
Ceylon	"	48,034	49,370	71,262	57,236	55,787	1,183	1,149	1,849	1,660	1,716
China, Hong-Kong	"	14,000	7	84,000	140	165,343	333	0	2,000	3	3,337
Persia	"	714,234	511,756	302,251	634,096	392,484	17,493	12,170	7,123	15,040	9,234
Turkey in Asia	"	362,648	770,809	332,333	780,084	719,501	30,837	13,236	7,720	17,144	17,416
Other Countries	"	92,333	126,991	111,635	231,368	201,174	2,187	3,125	2,561	6,533	4,607
		9,310,166	14,348,983	10,112,416	17,989,994	9,499,089	213,432	333,102	236,414	407,157	220,032
Other Sort of Spices	"	430,307	188,263	125,050	300,440	99,110	5,709	2,310	2,569	3,792	1,637
TOTAL, Spices		27,324,677	39,605,294	31,441,870	37,701,229	26,513,303	424,140	618,717	462,674	606,244	401,358
Sugar:											
Sugar, Refined or Crystallised:											
Africa, East, British	Cwt.	1,005	883	1,370	1,648	1,470	806	823	1,220	1,590	1,334
Aden	"	1,005	1,515	1,315	5,531	2,844	917	1,434	1,308	5,552	2,576
Arabia	"	1,146	1,405	1,519	3,779	3,972	1,073	1,301	1,383	3,439	3,209
Ceylon	"	6,379	6,965	17,624	6,328	7,520	2,970	3,679	11,312	4,159	4,396
Persia	"	1,651	1,133	1,250	2,779	2,611	1,539	1,078	1,144	2,650	2,232
Turkey in Asia	"	2,293	1,510	1,747	4,294	2,842	2,173	1,448	1,753	4,227	2,610
Other Countries	"	1,623	1,126	1,042	1,599	2,231	1,104	974	994	1,515	1,932
		15,607	14,537	25,767	25,953	23,490	10,632	10,737	19,114	23,132	18,359
Sugar, Unrefined:											
United Kingdom	Cwt.	175,074	167,947	153,416	182,666	127,973	41,370	46,179	64,174	74,419	30,630
Somaliand, British	"	267	268	0	3,640	59	140	167	0	6,336	62
Aden	"	10,396	7,324	5,951	10,321	7,932	6,035	4,767	3,481	6,352	5,093
Arabia	"	352	781	5,704	5,253	2,419	437	433	3,310	3,377	1,435
Ceylon	"	17,017	18,778	21,369	20,797	24,080	4,594	5,781	6,651	7,233	8,306
Other Countries	"	2,911	2,407	1,450	2,316	1,336	1,544	1,362	852	1,330	1,206
		206,517	198,005	192,890	230,493	164,299	54,170	59,694	78,418	99,602	52,981
TOTAL, Sugar		222,124	212,542	218,667	256,456	187,789	64,852	69,431	97,832	122,734	71,340

EXPORTS OF PRINCIPAL ARTICLES OF INDIAN PRODUCE AND MANUFACTURES, distinguishing
PRINCIPAL COUNTRIES TO WHICH EXPORTED—continued.

ARTICLES AND COUNTRIES.	QUANTITIES.					VALUE.				
	1902-3.	1903-4.	1904-5.	1905-6.	1906-7.	1902-3.	1903-4.	1904-5.	1905-6.	1906-7.
III.—METALS AND MANUFACTURES OF—										
<i>cont.</i>										
Metals:						£	£	£	£	£
Tin, ore and unwrought (block):										
Straits Settlements - - - Cwt.	501	473	450	379	343	2,373	2,568	2,535	2,196	4,701
Other Countries - - - "	3	7	7	47	86	23	21	16	255	120
	504	480	457	426	429	2,901	2,589	2,551	2,451	4,821
Other Metals - - - Cwt.	338	909	2,932	490	7,177	3,737	2,238	2,152	1,494	8,591
TOTAL, Metals - - - "	3,155,457	3,695,138	3,759,745	6,463,854	10,051,634	175,232	199,350	217,694	351,537	609,973
Hardware and Cutlery, including Plated Ware:										
United Kingdom - - - - -	—	—	—	—	—	4,127	3,796	4,031	7,030	9,754
Africa, East, British - - -	—	—	—	—	—	1,430	1,743	1,733	2,336	1,940
Natal - - - - -	—	—	—	—	—	1,267	1,072	656	531	304
Ceylon - - - - -	—	—	—	—	—	3,669	5,024	5,331	4,375	4,344
Straits Settlements - - - -	—	—	—	—	—	1,599	2,525	2,303	3,471	3,106
Other Countries - - - - -	—	—	—	—	—	5,130	3,109	6,209	9,546	9,351
	—	—	—	—	—	17,272	22,269	20,318	28,339	29,239
Machinery and Millwork - - - -	—	—	—	—	—	832	336	1,714	1,277	2,240
Railway Plant and Rolling Stock:										
United Kingdom - - - - -	—	—	—	—	—	6,937	7,377	5,139	6,351	6,331
Other Countries - - - - -	—	—	—	—	—	165	15	0	356	50
	—	—	—	—	—	7,102	7,392	5,139	7,207	6,381
TOTAL, Metals and Manufactures of	—	—	—	—	—	200,538	229,697	244,915	388,410	647,892
IV.—CHEMICALS, DRUGS, AND MEDICINES—										
NARCOTICS AND DYEING AND TANNING MATERIALS:										
Chemicals:										
Borax:										
China, Hong-Kong - - - Cwt.	4,049	4,714	3,923	3,544	4,913	6,317	6,231	4,839	4,593	6,716
Other Countries - - - - -	353	619	523	602	635	1,216	730	669	773	971
	5,002	5,333	4,454	4,146	5,548	7,533	7,011	5,508	5,366	7,687
Saltpetre:										
United Kingdom - - - - - Cwt.	120,609	113,929	85,493	69,743	93,303	32,405	76,933	60,134	55,896	77,143
France - - - - -	31,279	36,401	32,902	10,934	17,570	20,340	24,421	23,351	3,499	13,562
Italy - - - - -	1,557	2,550	1,324	0	949	1,050	1,547	1,147	0	693
Mauritius - - - - -	17,374	15,432	19,599	25,342	23,174	12,394	10,733	13,901	13,323	19,146
United States - - - - -	113,171	122,773	102,090	104,696	105,034	76,627	32,629	69,130	79,313	79,146
Ceylon - - - - -	3,519	3,033	11,290	9,237	3,241	7,233	5,673	7,304	6,539	5,699
China, Hong-Kong - - - - -	102,306	75,934	31,593	99,905	73,499	77,226	57,764	56,860	74,114	65,563
" Treaty Ports - - - - -	660	4,305	2,724	1,376	1,433	452	3,130	1,790	1,449	1,161
Japan - - - - -	2,451	1,309	0	450	400	1,701	1,132	0	335	314
Straits Settlements - - - -	9,160	3,313	9,390	10,041	12,213	6,153	6,374	6,669	3,236	10,239
Australia - - - - -	2,355	393	943	595	1,144	1,643	612	603	539	936
Other Countries - - - - -	331	617	333	3,103	2,363	727	533	649	2,333	2,266
	410,622	392,114	343,741	336,429	353,373	238,436	271,691	241,533	256,361	276,163
Other Sorts - - - - -	—	—	—	—	—	3,130	2,903	3,753	4,530	5,337
TOTAL, Chemicals - - - - -	—	—	—	—	—	239,199	231,605	250,399	266,737	239,742
Drugs and Medicines:										
Chinchona Bark:										
United Kingdom - - - - - Lb.	1,573,622	1,103,199	1,175,992	910,904	494,537	26,374	13,472	19,334	15,769	7,944
Other Countries - - - - -	5,376	323	1,402	5,456	0	93	5	23	91	0
	1,579,498	1,103,522	1,177,394	916,360	494,537	26,467	13,477	19,357	15,860	7,944
Other Sorts - - - - -	—	—	—	—	—	70,127	80,234	99,036	91,524	69,240
TOTAL, Drugs and Medicines - - - -	—	—	—	—	—	96,799	93,711	118,953	107,384	77,184

EXPORTS OF PRINCIPAL ARTICLES OF INDIAN PRODUCE AND MANUFACTURES, DISTINGUISHING PRINCIPAL COUNTRIES TO WHICH EXPORTED—continued.

ARTICLES AND COUNTRIES.	QUANTITIES.					VALUE.				
	1902-3.	1903-4.	1904-5.	1905-6.	1906-7.	1902-3.	1903-4.	1904-5.	1905-6.	1906-7.
IV.—CHEMICALS, DRUGS AND MEDICINES, NARCOTICS, AND DYING AND TANNING MATERIALS—cont.										
Opium:										
United Kingdom Cwt.	657	426	406	625	462	£ 34,800	£ 27,535	£ 29,249	£ 41,619	£ 30,096
Mauritius "	48	37	56	58	32	2,258	2,228	4,014	3,777	2,047
Natal "	5	6	7	29	1	303	399	693	2,243	119
Canada "	4	22	20	53	154	921	1,450	1,491	3,525	3,533
Ceylon "	290	276	230	261	250	15,169	13,394	19,907	17,141	16,079
China, Hong-Kong "	50,139	52,554	53,942	54,337	57,692	2,753,815	3,576,431	4,036,436	3,775,326	3,771,400
" Treaty Ports "	19,017	22,639	18,097	19,029	13,752	1,263,635	1,610,296	1,504,804	1,130,372	1,031,085
French Indo-China "	1,907	3,299	1,026	733	851	98,620	212,247	76,333	50,345	52,673
Java "	1,041	960	1,100	1,123	1,364	53,798	63,402	78,333	70,960	87,117
Siam "	0	1,334	808	784	514	0	93,323	53,000	47,062	30,150
Straits Settlements "	21,593	20,719	17,926	18,139	13,989	1,114,266	1,365,743	1,292,234	1,163,529	1,150,603
Australia "	48	97	122	106	363	2,599	6,798	9,124	6,697	23,733
Other Countries "	100	25	14	15	16	4,329	1,814	1,237	1,416	1,160
TOTAL, Opium "	94,342	102,494	93,344	89,247	94,449	5,244,623	6,930,110	7,062,296	6,314,512	6,305,281
Tobacco:										
Unmanufactured:										
Holland Lb.	2,197,150	436,335	2,063,865	2,044,163	2,035,675	6,008	1,443	6,261	6,306	5,364
Mauritius "	80,077	59,706	69,616	37,770	49,026	1,053	823	1,097	1,530	733
Aden "	6,750,599	6,964,363	5,063,775	5,330,767	5,373,854	55,027	56,240	41,271	43,398	43,417
Ceylon "	133,527	127,945	153,003	127,485	122,799	1,531	1,356	1,303	1,364	1,470
China, Hong-Kong "	1,507,431	1,690,511	2,230,712	3,173,763	3,132,716	3,250	9,521	14,003	21,739	21,190
Straits Settlements "	3,632,348	1,913,443	1,962,033	1,540,030	9,193,716	25,019	15,016	15,633	13,136	59,123
Other Countries "	223,731	205,756	639,692	737,203	1,034,054	1,159	1,345	3,729	3,951	4,795
TOTAL, Unmanufactured "	14,574,961	11,367,996	12,316,469	13,091,136	20,944,840	93,047	85,749	83,797	93,316	136,642
Manufactured:										
Cigars:										
United Kingdom Lb.	296,997	150,440	135,931	133,411	121,950	37,174	15,009	14,336	16,790	13,297
Gibraltar "	22,039	26,195	29,825	31,331	76,452	1,547	1,731	1,932	2,139	4,153
Cape Colony "	64,796	7,736	4,755	3,450	3,409	6,713	1,000	651	535	573
Natal "	81,979	15,934	7,033	6,633	6,562	3,646	1,373	1,096	1,343	964
Aden "	24,530	27,133	14,147	12,975	13,355	1,914	1,913	1,157	998	1,036
Ceylon "	13,775	7,762	7,679	7,737	10,297	1,162	830	875	799	1,163
Straits Settlements "	394,962	470,321	493,599	557,395	693,269	18,554	22,638	24,497	27,512	25,445
Other Countries "	75,347	77,331	96,517	110,550	123,335	6,136	6,472	7,223	3,561	3,376
TOTAL, Cigars "	974,496	733,447	739,536	863,602	1,053,259	81,346	51,521	52,297	58,727	66,499
Other Sorts Lb.	229,009	247,774	374,121	312,254	322,037	2,324	2,509	2,557	3,436	3,253
TOTAL, Tobacco "	15,773,465	12,399,217	13,330,126	14,372,042	22,320,166	132,217	139,779	133,751	156,929	206,309
Dyeing and Tanning Materials:										
Cutch:										
United Kingdom Cwt.	50,075	71,513	34,761	32,333	55,336	64,232	35,109	37,130	34,426	63,634
France "	1,350	16,340	12,400	7,250	14,415	1,679	18,215	10,923	6,420	13,907
Germany "	3,500	3,962	3,900	3,150	5,336	3,900	3,612	3,129	2,526	4,364
Holland "	4,713	6,536	4,110	4,513	14,132	6,557	3,553	4,538	4,563	14,701
Egypt "	7,700	5	5	0	0	9,250	17	5	0	0
United States "	20	4,530	3,460	4,220	1,335	27	5,133	4,227	5,512	1,633
Ceylon "	1,465	837	1,311	376	1,213	2,177	1,063	1,765	1,407	1,764
China, Hong-Kong "	472	1,193	1,576	1,093	2,154	443	709	1,387	672	2,436
Other Countries "	1,005	2,962	1,049	1,573	2,715	1,131	3,549	1,331	2,066	3,192
TOTAL, Cutch "	70,306	112,933	63,562	55,070	97,269	39,506	131,460	64,736	57,592	106,171
Indigo:										
United Kingdom Cwt.	10,497	10,744	10,743	7,749	7,942	147,452	131,712	126,345	100,193	110,601
Austria-Hungary "	2,331	3,320	4,391	2,364	3,495	41,014	53,430	57,199	33,042	53,545
Belgium "	203	597	530	343	162	2,109	6,324	6,316	5,001	2,669
France "	2,077	1,975	3,173	370	541	23,220	24,971	37,966	14,757	3,645
Germany "	2,035	1,776	1,609	437	523	24,330	21,913	19,715	5,011	7,573
Holland "	203	13	414	64	135	2,533	2,064	4,347	960	3,133

EXPORTS OF PRINCIPAL ARTICLES OF INDIAN PRODUCE AND MANUFACTURES, distinguishing
PRINCIPAL COUNTRIES to which exported—continued.

ARTICLES AND COUNTRIES.	QUANTITIES.					VALUE.				
	1902-3.	1903-4.	1904-5.	1905-6.	1906-7.	1902-3.	1903-4.	1904-5.	1905-6.	1906-7.
IV.—CHEMICALS, DRUGS AND MEDICINES, NARCOTICS AND DYEING AND TAN- NING MATERIALS—cont.										
Dyeing and Tanning Materials—cont.										
Indigo—cont.										
Italy - - - - - Cwt.	848	550	618	298	224	12,261	7,223	7,262	3,934	3,210
Russia - - - - - "	593	1,789	3,104	2,676	1,838	5,237	11,206	20,365	14,110	15,228
Turkey in Europe - - - - - "	206	205	259	187	54	2,838	2,661	3,142	1,074	727
Egypt - - - - - "	16,114	16,875	31,516	9,702	9,195	197,388	170,727	121,067	117,508	114,225
United States - - - - - "	6,610	8,494	4,334	1,530	1,258	89,899	96,172	50,614	20,392	18,009
Arabia - - - - - "	158	346	654	355	560	1,134	2,392	5,431	3,298	6,078
China, Hong-Kong - - - - - "	1,104	36	3	0	704	19,881	482	30	0	11,189
Japan - - - - - "	9,916	4,355	168	242	1,600	121,346	52,416	1,847	3,167	19,522
Persia - - - - - "	3,074	3,701	3,798	1,676	2,422	32,083	45,193	46,220	19,410	28,665
Straits Settlements - - - - - "	1,732	406	1	30	619	19,923	4,642	2	273	6,547
Turkey in Asia - - - - - "	6,746	4,474	3,390	2,981	3,453	50,906	65,200	44,378	43,545	48,734
Other Countries - - - - - "	341	1,583	247	234	327	5,179	18,783	3,149	3,448	4,655
	65,577	60,410	49,253	31,186	35,102	808,788	717,468	556,405	390,918	466,966
Myrabolams :										
United Kingdom - - - - - Cwt.	589,473	563,324	681,552	500,923	581,481	130,970	131,380	148,830	114,315	144,975
Austria-Hungary - - - - - "	66,296	52,235	66,202	63,366	67,476	16,013	12,785	18,359	19,590	19,009
Belgium - - - - - "	151,134	206,875	142,542	205,682	200,729	30,450	43,272	33,494	52,761	49,254
France - - - - - "	37,735	42,077	44,678	45,419	46,304	8,665	10,193	11,434	11,552	11,969
Germany - - - - - "	279,765	310,408	260,545	324,738	191,669	57,414	69,343	60,075	80,503	49,754
Italy - - - - - "	10,807	15,839	7,899	9,997	19,466	2,389	3,411	1,837	2,427	4,345
Russia - - - - - "	17,958	24,274	14,382	22,376	34,670	4,594	6,183	4,102	5,899	9,300
Australia - - - - - "	1,836	13,119	14,791	25,045	7,035	524	3,757	4,994	3,217	1,975
Other Countries - - - - - "	2,601	1,463	3,494	8,847	13,389	465	357	813	2,224	2,593
	1,157,950	1,229,609	1,187,585	1,206,396	1,162,219	251,484	280,686	283,933	297,378	293,178
Safflower :										
China, Hong-Kong - - - - - Cwt.	1,758	2,912	1,962	1,251	2,029	2,243	2,489	931	831	1,608
Straits Settlements - - - - - "	1,010	1,076	767	554	1,475	1,182	1,204	467	503	1,262
Other Countries - - - - - "	201	425	264	179	166	344	507	786	673	489
	2,969	4,313	2,993	1,984	3,670	3,774	4,500	2,154	2,007	3,359
Turmeric :										
United Kingdom - - - - - Cwt.	16,141	14,048	9,447	6,503	8,659	9,944	6,422	3,686	3,100	7,147
France - - - - - "	5,766	3,925	2,900	6,444	4,658	2,574	1,451	779	2,690	3,117
Germany - - - - - "	13,694	6,534	5,037	4,165	7,675	6,398	2,387	2,066	2,011	5,288
Egypt - - - - - "	3,035	807	427	325	1,091	1,968	512	211	220	88
Mauritius - - - - - "	1,670	1,092	1,950	2,168	1,758	1,153	1,307	1,270	1,733	1,460
Natal - - - - - "	1,739	864	1,293	1,380	1,222	1,429	554	802	982	963
United States - - - - - "	6,876	289	711	972	3,567	3,405	142	339	576	2,517
Aden - - - - - "	9,065	6,174	3,330	5,810	6,549	5,961	3,467	1,926	3,669	5,264
Arabia - - - - - "	2,697	2,390	1,693	4,037	3,871	1,900	1,459	1,001	2,767	3,245
Ceylon - - - - - "	6,065	6,419	6,658	7,080	7,627	2,518	2,602	2,333	4,214	5,229
Persia - - - - - "	7,924	2,961	1,111	3,242	3,994	5,286	1,737	705	2,333	3,300
Straits Settlements - - - - - "	29,355	11,907	3,624	3,092	3,363	11,776	3,958	1,572	2,021	2,257
Turkey in Asia - - - - - "	10,134	2,757	1,100	2,181	4,448	6,519	1,390	642	1,655	3,590
Other Countries - - - - - "	11,365	6,737	4,984	2,196	3,764	5,113	2,789	2,485	1,425	2,994
	129,076	63,234	44,090	49,545	67,246	65,838	30,177	20,317	29,451	47,264
Other Sorts - - - - - Cwt.	25,020	22,252	23,390	23,052	25,449	5,717	6,494	7,393	10,232	9,364
TOTAL, Dyeing and Tanning Materials - Cwt.	1,447,397	1,497,756	1,369,372	1,372,235	1,385,955	1,220,107	1,170,785	984,943	787,578	926,316
TOTAL, Drugs, &c.						7,142,945	8,670,990	8,525,842	7,632,280	7,704,922

EXPORTS of PRINCIPAL ARTICLES of INDIAN PRODUCE and MANUFACTURES, distinguishing
 PRINCIPAL COUNTRIES to which exported—continued.

ARTICLES AND COUNTRIES.	QUANTITIES.					VALUE.				
	1902-3.	1903-4.	1904-5.	1905-6.	1906-7.	1902-3.	1903-4.	1904-5.	1905-6.	1906-7.
V.—OILS:										
Essential:						£	£	£	£	£
United Kingdom	Gals. 3,129	3,700	1,897	1,996	1,947	6,926	7,140	6,619	7,524	6,022
France	" 8,063	3,754	4,114	3,350	7,611	19,751	20,353	10,157	11,914	16,970
Germany	" 4,336	4,851	4,433	5,800	6,351	11,405	9,283	9,516	10,368	15,337
Egypt	" 5,842	4,294	6,069	9,672	4,068	6,512	4,703	3,153	9,284	5,226
United States	" 772	274	513	800	913	2,011	644	1,279	2,616	3,181
Arabia	" 1,110	708	992	1,018	2,008	1,278	1,040	1,007	2,027	2,234
Other Countries	" 2,787	3,637	2,378	4,027	4,444	3,523	4,045	3,835	3,878	4,713
Mineral:	" 25,514	28,018	21,744	26,663	27,242	51,891	47,268	40,596	47,421	54,183
Kerosene:										
Straits Settlements	Gals. 0	722,063	1,766,740	492,673	0	0	24,069	59,558	16,423	0
China, Hong Kong	" 0	40	950,028	857,016	0	0	1	31,667	28,667	0
China Treaty Ports	" 0	40	1,814,427	412,016	0	0	1	41,239	13,784	0
Other Countries	" 2,085	191,760	24,944	4,862	24,684	70	4,442	830	158	729
Paraffin Wax:	" 2,085	913,908	4,076,139	1,766,566	24,684	70	23,513	133,234	58,277	729
United Kingdom	Cwt. 52,736	33,077	47,787	22,999	19,313	65,217	46,723	64,970	31,230	26,455
Belgium	" 0	0	0	2,100	2,700	0	0	0	2,800	3,600
Germany	" 0	0	1,000	7,414	2,242	0	0	1,333	9,839	3,041
Africa, East, Portuguese	" 0	0	0	400	7,711	0	0	0	534	11,129
United States	" 0	0	300	3,352	3,739	0	0	400	4,600	5,272
Japan	" 0	15	2,432	3,691	4,169	0	20	3,392	5,612	5,637
Straits Settlements	" 633	881	1,233	1,364	1,977	760	1,447	1,587	1,800	2,810
Australia	" 1,300	1,440	1,120	3,080	10,506	1,400	1,367	1,547	10,815	14,204
New Zealand	" 1,052	3,100	233	3,694	5,473	1,225	3,651	333	4,813	7,507
Other Countries	" 793	381	547	3,701	2,829	241	411	825	5,043	3,135
Other Sorts	Gals. 19,686	25,397	164,253	12,962	881,452	654	906	4,816	625	14,614
TOTAL, Mineral Oil	Cwt. 56,464 Gals. 21,771	43,291 932,305	54,707 4,240,322	58,725 1,779,528	60,209 206,136	70,267	83,623	211,862	136,728	96,183
Vegetable, not Essential:										
Castor:										
United Kingdom	Gals. 503,257	316,598	256,975	191,034	129,102	81,448	19,366	16,143	16,290	14,855
Cape Colony	" 137,026	235,028	210,344	92,070	172,802	11,753	24,385	9,049	7,158	20,029
Mauritius	" 119,640	115,494	92,532	105,367	36,602	9,889	3,657	6,438	8,217	9,771
Natal	" 344,323	363,501	212,269	255,522	231,356	24,792	18,981	11,394	19,756	23,027
Ceylon	" 69,798	64,519	72,041	61,994	65,813	5,021	3,635	3,292	4,239	5,667
China, Hong Kong	" 9,402	42,093	102,524	68,392	33,737	813	3,420	3,236	6,142	3,246
Straits Settlements	" 266,478	209,264	242,672	201,169	185,019	20,376	15,038	18,044	15,414	16,845
Australia	" 453,992	389,130	423,570	233,677	363,723	44,051	32,530	27,784	23,473	37,126
New Zealand	" 147,600	111,642	89,341	111,743	132,380	14,119	10,384	6,112	3,386	13,798
Other Countries	" 22,037	23,923	24,333	50,629	35,095	1,781	1,937	1,902	4,329	3,770
Cocoanut:	" 2,073,573	1,916,200	1,632,106	1,432,103	1,445,636	164,543	133,333	109,599	114,139	143,134
United Kingdom	Gals. 468,323	768,915	681,329	503,042	345,739	45,714	75,616	61,956	47,730	34,029
Belgium	" 136,645	266,381	70,323	43,352	27,743	17,965	26,041	6,923	4,044	2,757
France	" 16,005	56,045	13,447	25,259	13,989	1,524	5,333	1,231	2,406	1,332
Germany	" 454,356	975,635	611,967	523,460	236,651	43,475	93,634	62,676	51,336	25,397
Holland	" 84,233	156,990	43,103	13,473	0	3,024	15,066	4,141	1,340	0
Natal	" 33,570	15,238	5,465	5,600	2,963	3,916	1,622	601	652	353
United States	" 775,448	1,104,840	534,107	345,403	281,970	73,472	103,760	50,833	35,119	27,646
Other Countries	" 3,2731	35,427	31,047	43,395	20,317	3,520	3,867	3,081	4,413	2,506
Groundnut:	" 2,051,630	3,379,631	2,021,103	1,538,424	959,772	197,610	325,499	194,491	148,445	94,520
Mauritius	Gals. 51,594	24,537	3,495	2,356	11,995	6,273	2,418	313	231	1,158
Natal	" 26,467	16,135	6,319	2,239	3,120	3,098	1,720	637	235	350
Other Countries	" 6,784	9,931	38,703	3,219	2,393	667	767	3,215	252	239
Linseed:	" 91,785	59,603	48,532	7,314	16,603	10,033	4,905	4,170	713	1,747
Ceylon	Gals. 9,389	6,840	6,450	6,620	7,390	1,393	1,140	1,043	1,103	1,005
China, Hong Kong	" 2,268	5,019	3,910	14,541	12,190	434	372	1,434	2,294	1,520
Japan	" 600	800	9,490	61,380	47,300	97	147	1,582	10,456	6,197
Australia	" 55,542	42,030	36,335	49,201	11,025	10,361	7,438	6,064	3,199	1,476
New Zealand	" 40,240	63,411	35,536	39,999	24,490	7,471	11,332	5,931	6,433	3,067
Other Countries	" 11,690	14,236	5,775	13,041	10,320	2,159	2,581	256	1,397	1,340
Mustard or Rape:	" 120,129	137,952	102,596	186,682	114,206	23,315	24,110	17,035	30,332	14,595
United Kingdom	Gals. 9,362	13,890	17,507	25,543	19,392	345	1,490	1,244	2,035	2,161
Mauritius	" 150,780	186,089	243,576	175,624	113,068	14,363	17,176	21,426	17,096	13,399
Natal	" 105,261	91,767	117,057	95,733	93,737	11,210	8,166	10,276	10,198	11,244
British Guiana	" 11,333	4,592	11,321	4,439	3,574	1,077	365	305	496	467
Australia	" 16,355	21,343	11,659	19,427	22,531	2,074	2,368	1,231	2,369	3,015
Other Countries	" 20,751	23,223	25,472	17,727	20,732	1,987	2,223	2,160	1,906	2,440
TOTAL, Vegetable Oil	" 314,792	346,174	432,752	333,543	273,634	31,977	32,322	37,251	35,250	32,726

EXPORTS of PRINCIPAL ARTICLES of INDIAN PRODUCE and MANUFACTURES, distinguishing
PRINCIPAL COUNTRIES to which exported—continued.

ARTICLES AND COUNTRIES.	QUANTITIES.					VALUE.				
	1902-3.	1903-4.	1904-5.	1905-6.	1906-7.	1902-3.	1903-4.	1904-5.	1905-6.	1906-7.
V.—OILS—cont.:										
Vegetable, not essential—cont.:										
Til or Jinjili:										
Africa, East Portuguese - Gals.	16,413	11,810	11,859	12,741	9,968	1,723	1,245	1,146	1,336	1,183
Mauritius - "	68,786	73,723	120,031	113,724	65,104	6,896	7,602	10,970	10,705	6,659
Aden - "	21,711	53,219	50,987	55,912	14,878	2,484	4,960	4,564	5,276	1,552
Arabia - "	54,805	69,322	134,321	60,427	41,007	5,908	6,703	12,238	5,865	4,926
Ceylon - "	23,308	27,980	20,442	14,073	13,510	2,288	3,947	2,035	1,300	1,534
China, Hong Kong - "	0	1,027	163,153	2,625	0	0	170	13,416	210	0
Other Countries - "	27,710	43,030	41,658	48,808	21,420	2,874	4,667	3,776	4,833	2,480
	212,723	285,711	547,456	308,310	165,977	22,233	28,294	48,144	29,619	18,643
Other Sorts - Gals.	10,152	19,639	45,037	14,367	15,238	980	1,601	5,312	1,262	1,455
TOTAL, Vegetable, not essential Gals.	4,867,989	6,135,910	4,829,722	3,796,243	2,991,020	449,896	555,554	416,002	359,965	311,820
Animal Oils - Gals.	3,408	16,932	4,309	9,169	28,481	430	877	252	436	1,545
TOTAL, Oils - Gals.	4,923,682	7,118,165	9,093,669	5,611,608	3,962,979	571,786	687,298	668,712	544,550	465,731
	Cwt.	56,464	43,894	54,707	56,795	60,209				
VI.—RAW MATERIALS AND UNMANUFACTURED ARTICLES:										
Bristles and Fibre for Brushes and Brooms:										
United Kingdom - Cwt.	8,247	17,943	24,922	30,485	26,630	42,959	69,261	54,267	63,788	59,604
Belgium - "	13,562	16,930	18,659	24,463	22,674	11,493	14,987	15,523	17,871	17,112
Germany - "	13,340	17,899	15,794	27,874	25,858	25,762	32,311	38,205	51,748	30,575
Holland - "	2,699	3,242	3,956	4,281	4,337	1,949	2,805	3,168	4,993	4,342
Ceylon - "	32,664	25,640	16,181	5,536	6,141	21,994	17,173	9,949	3,846	4,226
Other Countries - "	405	1,604	1,778	1,234	2,518	1,110	1,835	1,540	1,156	2,070
	70,917	83,258	81,290	93,873	88,158	106,267	138,422	122,657	148,402	117,929
Canes and Rattans:										
United Kingdom - Cwt.	657	783	413	683	572	1,353	780	509	1,050	1,398
Other Countries - "	2,763	1,508	1,464	1,424	1,855	1,977	1,021	667	1,032	1,142
	3,425	2,290	1,877	2,112	2,427	3,330	1,801	1,176	2,082	2,540
Caoutchouc:										
United Kingdom - Cwt.	589	1,077	2,137	3,502	3,702	5,866	14,475	31,907	52,330	59,601
United States - "	365	478	1,217	1,887	608	2,865	5,482	15,788	30,037	18,352
Straits Settlements - "	30	139	730	136	90	260	1,971	11,005	2,149	229
Other Countries - "	51	98	185	57	159	419	1,218	2,034	909	1,484
	1,035	1,792	4,220	5,582	4,489	9,410	23,146	60,734	85,176	74,566
Coal and Coke:										
Africa, East, British - Tons	11,562	19,642	7,162	11	3,700	7,140	10,476	3,820	21	3,577
Mauritius - "	14,700	3,802	13,413	10,619	11,332	7,744	4,591	6,655	4,829	6,069
United States - "	3	0	33	0	6,231	3	0	15	0	3,058
Aden - "	21,214	43,410	14,598	29,312	19,233	11,311	22,786	7,374	15,033	11,324
Arabia - "	0	4	0	1,163	2,692	0	10	0	1,137	4,884
Ceylon - "	274,473	257,251	374,754	381,051	404,149	170,624	133,373	198,887	199,600	213,231
China, Hong Kong - "	0	0	0	123,069	100,711	0	0	0	63,120	52,712
Java - "	0	3,342	6,115	3,171	14,953	0	2,019	3,221	4,258	7,937
Straits Settlements - "	89,592	142,256	143,729	235,429	293,783	50,783	71,752	76,177	121,744	154,593
Sumatra - "	14,655	13,975	30,302	35,227	70,643	6,839	7,103	16,427	13,738	39,346
Turkey in Asia - "	1,000	0	900	533	3,600	934	0	340	903	5,246
Australia - "	1,744	2	0	7,501	5,300	1,163	1	0	4,001	2,827
Other Countries - "	2,609	3,836	3,326	2,117	3,667	1,960	2,066	1,797	1,477	2,811
	431,552	493,070	594,332	637,251	940,054	258,501	254,172	310,213	438,576	507,650
Coir:										
United Kingdom - Cwt.	4,133	10,073	5,517	3,873	5,007	2,912	7,236	4,065	2,731	3,334
Cape Colony - "	12,933	7,200	4,555	3,272	1,330	6,545	3,823	1,989	1,535	611
Natal - "	10,096	4,342	3,779	2,414	263	5,902	2,124	1,937	1,255	146
Other Countries - "	3,320	3,925	3,994	3,323	4,712	2,014	2,419	2,396	1,902	2,963
	30,582	25,500	17,845	12,882	11,317	17,378	15,108	10,367	7,473	7,109

EXPORTS of PRINCIPAL ARTICLES of INDIAN PRODUCE and MANUFACTURES, distinguishing
PRINCIPAL COUNTRIES to which exported—continued.

ARTICLES AND COUNTRIES.	QUANTITIES.					VALUE.				
	1902-3.	1903-4.	1904-5.	1905-6.	1906-7.	1902-3.	1903-4.	1904-5.	1905-6.	1906-7.
VI.—RAW MATERIALS AND UNMANUFACTURED ARTICLES—cont.										
Cotton :										
United Kingdom Cwt.	871,796	652,183	346,512	873,227	451,718	£ 616,800	£ 1,372,633	£ 749,974	£ 734,167	£ 856,198
Austria-Hungary "	569,072	705,256	454,276	615,176	618,741	972,127	1,516,359	968,240	1,161,765	1,251,626
Belgium "	779,288	1,089,146	607,371	1,127,936	1,101,755	1,233,659	2,165,895	1,363,162	2,056,176	2,039,921
France "	419,386	559,754	284,990	482,431	560,358	745,708	1,252,452	515,554	953,613	1,102,206
Germany "	1,122,078	1,568,466	1,025,256	1,334,046	1,663,217	1,829,912	3,096,314	2,012,954	2,462,531	3,147,634
Holland "	17,828	41,400	16,688	209	21,465	30,161	75,380	33,219	302	61,192
Italy "	647,509	1,000,899	627,221	809,111	873,619	1,058,133	1,997,545	1,319,453	1,537,496	1,709,803
Russia "	33,823	131,649	4,588	7,038	12,702	61,639	239,876	12,430	15,520	26,613
Spain "	110,898	265,435	124,690	139,526	139,312	191,698	576,317	297,128	278,746	278,008
Sweden "	10,086	15,575	3,624	17,636	21,960	17,520	33,791	7,705	34,964	49,157
Turkey in Europe "	207	6,197	4,993	0	2,737	235	12,768	11,079	0	4,390
Egypt "	0	297	597	1,330	2,623	1	159	404	2,467	6,005
United States "	659	1,238	1,942	232	3,132	1,323	3,677	3,569	378	6,033
Arabia "	1,259	2,436	2,269	1,731	2,442	791	2,027	1,619	2,260	1,831
Ceylon "	8,900	8,082	8,516	9,132	6,892	15,167	14,158	19,273	15,617	13,722
China, Hong-Kong "	144,707	131,200	157,368	172,236	117,336	237,692	241,099	321,925	323,498	221,731
" Treaty Ports "	51,097	33,457	13,346	12,400	43,714	90,279	72,310	28,253	22,631	98,255
French Indo-China "	22,901	23,807	2,454	7,335	12,171	40,348	59,418	5,251	15,354	26,356
Japan "	1,721,777	1,630,275	1,950,905	2,230,939	1,723,958	2,650,185	3,456,491	3,921,967	4,577,711	3,704,935
Straits Settlements "	946	353	473	819	1	1,351	1,495	737	1,201	1
Australasia "	6,081	3,731	4,175	4,737	7,332	10,732	7,003	3,405	3,604	13,223
Other Countries "	4,558	4,249	429	2,007	3,709	2,491	2,592	633	2,429	3,414
	6,044,806	7,331,075	5,657,743	7,399,534	7,400,339	9,633,132	16,260,764	11,623,124	14,227,689	14,662,307
Fodder, Bran, and Cattle Food (including Hay and Straw):										
Oilcake :										
United Kingdom Cwt.	201,558	169,336	237,603	510,069	334,595	58,840	45,739	60,976	144,698	85,872
Germany "	158,731	233,583	179,001	255,047	248,813	34,757	65,803	33,774	63,414	62,337
Mauritius "	0	6,382	15,930	7,600	4,477	0	1,230	4,990	1,441	1,023
Ceylon "	475,914	546,136	648,231	449,168	334,949	101,517	106,425	118,449	93,537	82,347
China, Hong Kong "	357	424	3,059	33,334	98	33	33	340	10,122	22
Japan "	1	0	4,952	53,087	3,016	1	0	317	3,636	634
Java "	91,191	116,330	225,224	73,507	203	19,909	25,993	46,590	15,933	59
Straits Settlements "	52,645	53,332	49,243	19,634	14,522	12,166	12,031	10,059	4,925	3,614
Other Countries "	3,947	23,023	33,333	17,866	4,033	931	3,267	6,655	4,452	1,323
	934,344	1,201,596	1,404,631	1,474,912	944,711	223,174	231,231	297,241	346,613	239,316
Rice-bran :										
United Kingdom Tons	95,826	95,238	102,616	127,332	89,421	172,084	161,769	163,555	225,577	195,542
Belgium "	0	0	243	3,016	650	0	0	210	7,394	2,029
Germany "	2,639	2,979	23,154	23,135	20,650	5,320	4,952	50,137	59,327	48,313
China, Hong-Kong "	1,015	4,654	1,732	2,570	315	1,750	7,444	2,254	4,405	657
Straits Settlements "	50,314	52,342	33,320	32,619	34,425	97,233	102,073	76,729	71,644	80,777
Other Countries "	10,020	2,031	239	410	602	19,033	3,797	413	638	1,223
	169,334	157,744	167,529	189,142	146,063	296,009	290,040	293,339	389,455	329,037
Other Sorts Cwt.	235,104	333,132	345,523	350,200	249,099	47,392	64,973	67,494	71,023	58,239
TOTAL, Fodder, &c. Tons	221,356	234,432	255,037	280,398	205,754	571,576	606,249	643,074	737,636	626,643
Gums and Resins :										
Arabie :										
United Kingdom Cwt.	9,132	10,029	4,151	6,091	3,439	7,373	9,256	5,254	3,725	11,340
Belgium "	4,333	3,392	5,169	4,425	2,036	4,010	5,363	5,027	4,703	3,359
France "	4,279	3,052	2,475	4,373	6,091	3,410	3,200	2,557	4,703	6,340
Germany "	17,431	19,313	14,795	14,072	13,332	12,302	14,499	13,649	15,208	16,273
United States "	660	1,000	730	204	1,360	443	301	1,001	337	2,924
Other Countries "	2,134	1,569	977	2,399	2,334	2,066	1,542	1,145	2,904	3,777
	33,019	39,760	23,377	32,664	35,202	30,309	33,499	28,974	36,999	44,613
Other Sorts "	3,131	3,200	4,718	6,712	3,968	3,559	2,695	5,076	6,973	5,033
TOTAL, Gums, &c. "	41,150	42,960	33,095	39,376	39,170	33,868	36,194	34,050	43,972	49,646

EXPORTS OF PRINCIPAL ARTICLES OF INDIAN PRODUCE AND MANUFACTURES, Distinguishing PRINCIPAL COUNTRIES TO WHICH EXPORTED—continued.

ARTICLES AND COUNTRIES.	QUANTITIES.					VALUE.				
	1902-3.	1903-4.	1904-5.	1905-6.	1906-7.	1902-3.	1903-4.	1904-5.	1905-6.	1906-7.
						£	£	£	£	£
VI.—RAW MATERIALS AND UNMANUFACTURED ARTICLES—cont.										
Hemp (chiefly Sann):										
United Kingdom	Cwt. 248,311	251,934	225,867	281,617	318,649	165,530	174,291	154,464	200,444	249,241
Belgium	121,972	129,917	136,209	124,878	130,872	78,209	94,290	94,480	82,682	95,538
Denmark	893	128	0	892	4,780	536	128	0	829	3,469
France	18,091	20,900	14,461	25,499	37,601	11,907	14,760	11,597	18,019	26,471
Germany	28,331	44,109	22,707	42,044	45,429	18,238	28,000	18,856	30,220	33,210
Italy	14,567	19,331	26,779	28,645	45,097	9,819	13,942	18,362	21,787	36,989
United States	3,132	1,457	943	1,429	3,820	2,105	841	573	715	2,129
Arabia	2,197	3,321	3,258	2,790	2,320	1,906	2,890	2,676	2,600	2,477
Ceylon	332	1,662	91	63	4,809	221	1,280	40	36	4,017
Other Countries	1,763	4,150	3,534	4,800	5,225	1,255	3,217	2,766	3,985	4,741
	439,799	477,809	439,439	512,002	598,502	289,816	323,589	298,764	361,317	458,236
Hides and Skins, Raw:										
Hides:										
United Kingdom	Cwt. 37,408	32,900	49,444	73,796	74,228	85,734	102,720	152,092	250,144	293,511
Austria-Hungary	85,461	82,609	99,377	116,450	165,061	258,824	250,478	344,240	430,303	631,315
Belgium	3,305	3,228	3,337	15,317	7,719	10,174	9,530	11,338	51,056	26,793
Bulgaria	0	531	249	1,590	7,934	0	1,978	832	3,362	25,938
France	48,678	38,587	14,680	21,184	31,347	175,254	129,238	83,847	79,859	121,342
Germany	255,773	283,479	284,090	350,992	401,260	780,280	844,560	962,989	1,343,245	1,585,021
Greece	0	3,218	8,504	1,137	747	0	7,141	11,981	2,175	1,796
Holland	3,721	7,896	5,763	12,445	16,957	12,056	22,291	18,317	46,568	65,801
Italy	74,021	98,350	111,249	123,088	125,843	233,545	333,171	439,533	530,520	613,482
Spain	29,243	32,224	39,152	47,646	69,280	103,090	144,147	151,848	193,601	293,335
Turkey in Europe	812	6,069	3,703	3,170	9,026	2,361	16,987	24,994	21,218	24,151
Egypt	31,783	268	65	540	7,563	79,156	632	156	1,211	23,998
Canada	0	0	0	270	1,244	0	0	0	809	4,529
United States	94,994	69,905	94,953	144,236	154,707	251,974	189,649	271,974	480,090	521,660
Ceylon	0	0	1	11	642	1	0	7	52	3,031
China, Hong-Kong	43	219	163	1,918	104	79	486	295	2,172	558
Straits Settlements	5,917	2,434	2,124	7,340	5,695	10,077	4,163	4,100	12,223	10,235
Turkey in Asia	1,632	18,097	9,947	17,177	21,013	4,017	44,242	22,573	34,201	51,125
Other Countries	23	290	490	168	324	114	1,274	1,492	549	1,427
	671,314	670,792	709,261	944,061	1,091,174	2,011,736	2,111,668	2,472,488	3,489,196	4,273,696
Skins:										
Goat Skins: *										
United Kingdom	Cwt. —	—	—	42,893	50,133	—	—	—	247,556	310,201
Austria-Hungary	—	—	—	2,639	234	—	—	—	16,285	2,928
Belgium	—	—	—	4,233	3,784	—	—	—	29,938	23,383
France	—	—	—	50,306	21,893	—	—	—	800,418	158,346
Germany	—	—	—	20,940	8,489	—	—	—	68,725	35,791
Holland	—	—	—	2,537	1,606	—	—	—	18,423	10,845
Italy	—	—	—	1,081	0	—	—	—	6,132	0
Spain	—	—	—	545	2	—	—	—	2,251	22
Canada	—	—	—	2,826	2,041	—	—	—	17,018	16,739
United States	—	—	—	368,785	294,058	—	—	—	2,326,880	1,983,348
Ceylon	—	—	—	2,119	503	—	—	—	14,503	3,111
Australia	—	—	—	1,575	3,711	—	—	—	6,957	22,750
Other Countries	—	—	—	248	138	—	—	—	937	917
	—	—	—	500,727	886,562	—	—	—	3,056,093	2,563,324
Sheep Skins: *										
United Kingdom	Cwt. —	—	—	2,702	8,613	—	—	—	15,796	49,696
Austria-Hungary	—	—	—	193	643	—	—	—	1,167	4,260
France	—	—	—	663	1,654	—	—	—	2,963	9,396
Germany	—	—	—	4,689	12,621	—	—	—	23,277	77,536
Holland	—	—	—	732	1,033	—	—	—	5,830	4,875
Italy	—	—	—	468	1,153	—	—	—	1,794	5,337
United States	—	—	—	5,239	3,497	—	—	—	32,004	53,639
China, Hong-Kong	—	—	—	167	928	—	—	—	842	3,817
Other Countries	—	—	—	138	229	—	—	—	987	1,644
	—	—	—	14,961	35,371	—	—	—	84,290	210,400
Other Skins: *										
United Kingdom	Cwt. —	—	—	1,688	5,568	—	—	—	8,494	27,329
Austria-Hungary	—	—	—	352	4,380	—	—	—	1,557	21,771
Belgium	—	—	—	282	0	—	—	—	1,244	0
France	—	—	—	1,888	2,074	—	—	—	7,461	8,873
Germany	—	—	—	1,590	5,215	—	—	—	7,942	24,547
Holland	—	—	—	334	1,875	—	—	—	1,397	9,144
Italy	—	—	—	4,677	10,937	—	—	—	20,036	64,278
Spain	—	—	—	729	2,138	—	—	—	4,636	14,627
United States	—	—	—	11,607	9,737	—	—	—	44,090	43,778
Other Countries	—	—	—	6	357	—	—	—	88	2,595
	—	—	—	23,163	42,355	—	—	—	102,935	217,242
Total Skins:										
United Kingdom	Cwt. 37,235	28,833	29,218	47,848	64,332	217,903	178,577	168,960	271,777	387,220
Austria-Hungary	27	2,352	1,478	3,184	5,263	154	8,899	7,501	10,019	28,959
Belgium	1,734	922	1,874	4,638	3,989	8,736	6,661	11,795	31,738	24,886
France	4,068	16,929	29,368	52,877	25,591	24,247	102,350	106,944	310,848	171,616
Germany	4,000	9,239	12,399	27,119	26,325	22,361	45,550	62,512	99,944	137,874
Holland	1,271	1,159	1,746	3,608	4,514	9,998	6,272	11,730	25,639	24,864
Italy	2,976	5,022	7,606	6,216	12,140	13,130	24,023	40,094	33,962	69,610
Spain	721	690	1,256	1,274	2,146	3,147	3,243	8,687	6,938	14,680
Canada	56	299	1,379	2,826	2,137	418	2,188	10,487	17,018	16,292
United States	188,799	196,956	280,096	386,631	312,292	1,378,301	1,402,883	1,700,838	2,402,974	2,080,905
Ceylon	0	0	283	2,119	679	0	3	1,556	14,509	4,447
China, Hong-Kong	209	180	5	398	943	835	419	20	1,504	4,057
Australia	0	317	476	1,576	3,713	0	2,142	3,000	6,959	22,770
Other Countries	31	396	87	47	224	211	905	611	874	1,704
	241,727	265,325	367,261	538,841	464,288	1,679,576	1,779,116	2,230,271	3,248,258	2,989,966
TOTAL, Hides and Skins	913,041	936,117	1,076,522	1,482,922	1,555,462	3,691,312	3,890,809	4,702,769	6,732,464	7,262,664
Horn and Hornmeal:										
United Kingdom	Cwt. 35,649	25,718	27,274	28,229	26,678	55,889	45,615	42,489	52,081	40,228
Belgium	6,468	900	4,896	6,741	10,098	8,748	1,200	6,364	9,911	14,421
France	19,849	13,225	21,229	30,751	32,887	37,077	23,647	34,601	48,061	50,229
Germany	8,732	8,145	6,470	5,991	5,264	10,900	9,362	6,463	5,810	5,472
Other Countries	793	416	1,713	2,409	3,849	985	568	1,075	1,300	2,419
	71,996	48,405	61,582	73,621	78,771	118,684	80,887	91,492	118,668	112,769

EXPORTS OF PRINCIPAL ARTICLES OF INDIAN PRODUCE AND MANUFACTURES, distinguishing PRINCIPAL COUNTRIES TO WHICH EXPORTED—continued.

ARTICLES AND COUNTRIES.	QUANTITIES.					VALUE.				
	1902-3.	1903-4.	1904-5.	1905-6.	1906-7.	1902-3.	1903-4.	1904-5.	1905-6.	1906-7.
VI.—RAW MATERIALS AND UNMANUFACTURED ARTICLES—cont.										
Ivory:						£	£	£	£	£
United Kingdom Lb.	240	227	2,361	3,442	4,007					
China, Hong-Kong "	3,021	2,329	932	748	1,339	53	160	1,093	1,789	2,286
Other Countries "	994	1,840	638	655	1,028	432	643	258	342	357
	4,255	4,396	3,931	4,845	6,074	1,889	1,862	1,707	2,856	3,162
Jadestone:										
China, Hong-Kong Cwt.	1,650	1,540	2,540	1,780	1,864	19,480	34,569	33,670	49,614	33,859
Straits Settlements "	2,106	362	347	15	1,181	24,847	20,270	2,933	1,333	20,007
Other Countries "	0	0	0	1	8	—	—	—	35	124
	2,756	2,402	2,887	1,796	3,053	43,807	54,839	41,603	50,982	53,484
Jewellery :										
Precious Stones and Pearls, unset:										
United Kingdom "	—	—	—	—	—	1,007	1,483	55,359	54,294	61,390
Austria-Hungary "	—	—	—	—	—	3,005	1,036	1,240	930	269
France "	—	—	—	—	—	2,637	1,016	511	1,731	2,632
Egypt "	—	—	—	—	—	1,160	1,462	1,247	747	717
Straits Settlements "	—	—	—	—	—	2,541	343	733	90	3,466
Turkey in Asia "	—	—	—	—	—	1,286	187	690	223	456
Other Countries "	—	—	—	—	—	2,224	1,379	1,625	1,870	2,623
	—	—	—	—	—	12,860	6,945	61,299	59,335	71,956
Jute, Raw:										
United Kingdom Cwt.	5,645,777	5,921,684	5,160,399	6,292,246	6,357,596	3,221,812	3,480,308	3,298,003	4,876,823	7,707,833
Austria-Hungary "	699,956	733,362	739,124	872,623	768,203	407,540	433,207	524,996	713,735	383,214
Belgium "	2,383	94,048	77,247	104,413	120,081	5,623	64,638	49,260	33,306	143,309
France "	1,634,097	1,437,356	1,296,411	1,573,174	1,633,197	990,610	814,638	865,414	1,394,953	2,052,244
Germany "	2,508,202	2,625,714	2,702,833	2,624,950	3,459,790	1,478,878	1,546,320	1,741,373	2,153,146	3,937,917
Holland "	5,357	3,671	3,671	357	0	3,000	0	3,000	300	0
Italy "	572,309	559,351	459,505	590,261	618,008	339,469	341,142	325,832	501,147	744,940
Russia "	99,384	86,816	63,314	63,909	27,646	61,102	54,349	83,140	53,706	30,216
Spain "	135,410	195,934	234,437	277,276	341,580	88,638	120,336	165,891	253,716	431,450
United States "	1,767,987	1,975,233	1,923,622	2,011,951	2,063,570	731,502	910,110	837,457	1,323,794	1,862,932
Argentine Republic "	0	0	0	5,363	6,408	0	0	0	4,797	7,331
Brazil "	0	0	0	8,928	893	0	0	0	8,267	1,167
Ceylon "	17	60	260	198	7,187	11	13	137	122	7,695
China, Hong-Kong "	43,968	57,923	9,758	483	33,043	27,552	42,349	6,351	415	43,029
Japan "	6,732	11,937	33,084	33,098	32,417	4,371	6,836	13,692	28,923	36,612
Australasia "	7,947	4,132	4,740	4,200	5,736	2,472	2,503	3,220	4,132	6,371
Other Countries "	392	1,802	107	997	143	272	1,102	66	747	144
	13,036,486	13,721,447	12,875,312	14,430,407	15,970,478	7,417,650	7,812,081	7,977,007	11,417,109	17,362,454
Lac:										
Seed:										
United Kingdom Cwt.	3,669	3,055	3,533	2,333	1,643	17,479	15,703	30,215	16,538	11,307
Germany "	957	1,180	1,651	443	30	3,320	6,135	10,871	2,022	216
United States "	0	0	119	6	19	0	0	216	38	185
	4,626	4,235	5,303	2,837	1,997	20,999	21,938	41,302	19,202	11,708
Stick:										
United Kingdom Cwt.	77	78	326	516	1,266	410	449	2,525	2,903	11,273
Germany "	2,675	830	2,122	2,123	10,924	7,840	5,005	11,378	9,127	60,998
United States "	0	1,130	3,373	5,505	783	0	1,835	7,505	20,631	1,618
Other Countries "	41	60	28	18	18	80	107	130	61	152
	2,793	2,148	5,949	8,167	13,491	8,130	7,446	21,498	32,772	74,041
TOTAL, Lac	7,419	6,383	11,152	11,004	15,188	23,829	29,284	62,740	51,974	86,749
Manures :										
Animal Bones :										
United Kingdom Tons	31,277	21,446	17,349	20,507	19,312	112,340	81,099	64,030	77,691	74,949
Austria-Hungary "	290	98	639	563	450	993	522	2,497	2,108	1,344
Belgium "	12,933	12,603	9,891	12,355	14,314	47,530	47,074	35,732	44,969	54,739
France "	11,326	10,336	8,124	13,900	16,387	40,015	39,377	29,277	51,486	63,397
Germany "	22,964	16,030	14,237	14,220	13,374	32,333	59,934	52,238	58,794	55,976
Natal "	3,039	700	800	361	1,020	9,963	2,333	3,001	3,239	4,763
Canada "	0	0	1,500	0	0	0	0	0	5,091	0
Ceylon "	3,482	4,719	4,416	4,665	6,639	9,253	12,960	13,072	12,997	21,240
China, Hong-Kong "	13	18	0	116	534	35	25	0	454	2,659
Japan "	0	0	214	6,439	6,594	0	0	856	27,490	27,077
Australia "	4,050	1,744	3,472	3,510	5,000	14,448	6,213	12,121	13,462	18,547
New Zealand "	10,851	6,925	8,304	8,461	3,441	40,927	27,356	26,302	34,344	40,543
Other Countries "	197	111	237	416	945	641	338	808	1,754	2,969
	100,391	74,788	63,203	87,562	93,760	266,531	277,141	250,099	331,919	369,683
Fish Manure :* :										
Ceylon Tons	—	—	—	1,031	6,334	—	—	—	5,256	17,482
Japan "	—	—	—	0	1,382	—	—	—	0	4,552
Straits Settlements "	—	—	—	2,624	2,956	—	—	—	11,660	11,065
	—	—	—	4,615	10,672	—	—	—	16,916	33,099
Oilcake Manure :* :										
United Kingdom Tons	—	—	—	3,062	6,799	—	—	—	22,409	52,271
Belgium "	—	—	—	432	96	—	—	—	2,172	382
Germany "	—	—	—	12,435	7,927	—	—	—	26,971	39,521
Ceylon "	—	—	—	11,800	13,421	—	—	—	26,551	61,314
China, Hong-Kong "	—	—	—	4,141	6,449	—	—	—	11,351	22,363
Straits Settlements "	—	—	—	925	1,843	—	—	—	3,591	7,990
Japan "	—	—	—	764	3,704	—	—	—	2,929	13,301
Java "	—	—	—	2,711	13,663	—	—	—	13,415	67,980
Australia "	—	—	—	369	27	—	—	—	1,591	211
Other Countries "	—	—	—	458	812	—	—	—	2,399	1,469
	—	—	—	37,127	53,144	—	—	—	113,279	267,292
Other sorts	5,243	6,137	9,886	2,862	1,460	15,253	17,717	41,767	11,014	6,919
TOTAL, Manures	105,634	80,925	73,089	131,656	164,075	381,784	294,858	291,856	473,136	676,993

* From September 1905.

EXPORTS OF PRINCIPAL ARTICLES OF INDIAN PRODUCE AND MANUFACTURES, distinguishing
PRINCIPAL COUNTRIES to which exported—continued.

ARTICLES AND COUNTRIES.	QUANTITIES.					VALUE.				
	1902-3.	1903-4.	1904-5.	1905-6.	1906-7.	1902-3.	1903-4.	1904-5.	1905-6.	1906-7.
VI.—RAW MATERIALS AND UNMANUFACTURED ARTICLES—cont.										
Mica :										
United Kingdom - - - - - Cwt.	13,541	13,148	12,529	14,510	23,104	59,176	57,295	68,092	92,117	147,281
Belgium - - - - - "	739	393	1,741	2,503	235	3,590	1,860	5,636	6,933	1,253
France - - - - - "	25	12	112	375	993	502	243	1,249	1,632	3,843
Germany - - - - - "	2,857	4,473	4,115	3,422	14,331	3,124	13,943	14,618	23,656	33,312
Holland - - - - - "	0	0	0	531	3,967	0	0	0	1,637	13,223
United States - - - - - "	3,331	3,429	1,003	4,963	3,605	16,010	12,504	3,151	32,964	50,233
Other Countries - - - - - "	59	83	75	189	191	192	447	141	633	791
	20,412	21,543	19,575	31,554	51,423	87,594	86,297	97,932	159,627	254,999
Seeds :										
Essential :										
Ajama :										
Germany - - - - - Cwt.	5,635	2,619	2	2,216	6,332	3,273	1,020	1	1,149	3,309
Other Countries - - - - - "	1,693	1,361	1,742	1,393	2,606	791	621	341	973	1,467
	7,328	3,980	1,744	4,114	8,938	4,064	1,641	342	2,121	5,276
Coriander :										
United Kingdom - - - - - Cwt.	47	46	3,035	10,719	745	31	31	2,935	7,225	543
France - - - - - "	0	0	2,736	6,433	2	0	0	1,470	5,102	1
United States - - - - - "	0	0	0	3,000	0	0	0	0	2,302	0
Ceylon - - - - - "	23,171	24,625	23,400	29,455	29,545	6,201	8,399	12,456	20,054	20,481
Straits Settlements - - - - - "	25,604	32,795	23,940	34,057	36,543	3,001	14,306	13,423	22,333	22,634
Other Countries - - - - - "	5,060	5,100	5,231	7,409	5,329	2,739	2,617	2,302	4,097	4,225
	53,932	62,566	73,347	91,103	72,670	17,062	25,353	33,141	62,033	47,839
Gunmin :										
United Kingdom - - - - - "	35	24	16	33	2,059	77	45	22	64	3,133
France - - - - - "	0	0	0	0	3,109	0	0	0	0	4,489
Germany - - - - - "	0	0	2	0	1,412	0	0	4	0	2,160
Africa, East, British - - - - - Cwt.	1,421	1,378	1,233	1,036	991	2,566	2,136	1,379	1,273	1,395
Mauritius - - - - - "	736	640	535	370	536	1,233	960	770	1,113	684
Aden - - - - - "	379	632	425	947	1,043	2,013	974	371	1,243	1,537
Ceylon - - - - - "	7,396	6,639	6,839	7,310	7,040	12,663	12,353	11,661	12,170	12,256
Straits Settlements - - - - - "	6,432	7,504	3,929	7,379	5,415	3,440	3,954	4,492	3,430	6,163
Other Countries - - - - - "	2,315	2,133	3,547	2,016	1,995	3,736	3,151	2,303	2,536	2,650
	19,293	18,943	16,539	20,093	23,695	30,743	28,573	22,597	26,333	34,377
Fennel :										
United Kingdom - - - - - Cwt.	330	5,393	10,521	1,734	522	226	2,539	5,170	355	234
Ceylon - - - - - "	2,333	3,040	2,335	2,375	2,463	1,377	1,933	1,374	1,939	1,654
China, Hong-Kong - - - - - "	2,075	1,516	433	14	271	1,233	376	204	12	206
Straits Settlements - - - - - "	1,960	1,633	1,175	1,514	1,339	1,233	922	717	1,033	961
Other Countries - - - - - "	1,136	2,500	6,034	2,322	6,329	604	1,433	3,033	1,301	4,211
	8,334	14,085	21,043	3,509	10,974	5,233	7,753	11,043	5,190	7,316
Fenugreek :										
United Kingdom - - - - - Cwt.	0	934	29,393	62,697	39,434	0	269	10,769	22,345	14,631
France - - - - - "	0	0	306	6,199	2,132	0	0	99	2,134	373
Germany - - - - - "	0	0	5,202	17,433	13,969	0	0	1,533	5,792	5,792
Other Countries - - - - - "	191	1,907	3,975	7,003	6,030	92	317	1,770	2,996	2,247
	191	2,391	33,576	93,397	61,635	92	1,086	14,171	33,397	24,193
Sawa or Dil :										
United Kingdom - - - - - Cwt.	0	1,635	2,491	13,497	10,941	0	759	1,006	5,434	4,713
Other Countries - - - - - "	261	415	549	619	1,071	159	202	256	337	373
	261	2,100	3,040	14,116	12,012	159	961	1,262	5,821	5,286
Other Sorts - - - - - "										
	6,047	9,663	15,137	5,925	5,933	2,953	4,431	6,300	3,057	3,575
TOTAL, Seeds, Essential - - - - - "										
	95,401	114,236	169,331	237,260	195,317	60,341	70,303	89,271	133,322	128,017
Not Essential :										
Castor :										
United Kingdom - - - - - Cwt.	577,391	500,306	452,353	479,343	649,374	203,762	144,359	144,970	202,909	327,303
Belgium - - - - - "	332,099	275,721	275,179	185,563	193,735	130,333	32,000	36,143	70,924	102,332
France - - - - - "	494,393	234,303	236,345	226,343	277,002	172,233	32,636	32,324	113,032	137,643
Germany - - - - - "	111,777	241,101	193,402	133,757	203,391	33,757	63,250	62,365	54,097	102,103
Italy - - - - - "	170,055	216,952	252,010	197,249	163,263	63,194	63,733	73,577	73,331	36,111
Russia - - - - - "	15,000	46,434	4,000	2,000	0	4,625	12,933	1,333	300	0
Spain - - - - - "	0	0	6,337	10,303	7,000	0	0	2,222	4,222	3,222
Other Countries - - - - - "	963	2,021	10,447	251	2,439	332	309	3,120	104	1,011
	1,751,033	1,566,333	1,430,303	1,233,324	1,505,059	613,711	461,304	401,059	524,452	761,133

EXPORTS OF PRINCIPAL ARTICLES OF INDIAN PRODUCE AND MANUFACTURES Distinguishing PRINCIPAL COUNTRIES TO WHICH EXPORTED—continued.

ARTICLES AND COUNTRIES.	QUANTITIES.					VALUE.				
	1902-3.	1903-4.	1904-5.	1905-6.	1906-7.	1902-3.	1903-4.	1904-5.	1905-6.	1906-7.
VI.—RAW MATERIALS AND UNMANUFACTURED ARTICLES—cont.										
Seeds:—cont.										
Not Essential:—cont										
Cotton:										
United Kingdom - - - Cwt.	2,660,267	2,489,631	2,229,231	3,476,348	4,015,391	617,711	414,012	363,394	613,196	795,846
Belgium - - - - - "	83,193	114,141	44,038	4,948	3,592	14,859	18,142	6,783	867	1,617
France - - - - - "	189,268	17,653	110,098	183,461	165,292	33,431	2,916	10,139	29,792	32,847
Germany - - - - - "	0	0	4,000	34,003	61	0	0	800	7,309	12
Egypt - - - - - "	0	0	62,803	133,988	165,144	0	0	12,075	20,965	23,692
Aden - - - - - "	8,551	24,024	20,961	16,068	2,425	1,510	4,171	4,03	2,523	479
Ceylon - - - - - "	30,120	29,258	35,431	29,129	29,165	6,000	5,812	6,753	5,906	6,385
Other Countries - - - "	2,443	2,519	1,085	2,396	961	466	491	265	610	196
	3,978,942	2,677,228	2,523,897	3,891,339	4,387,534	674,086	445,544	410,341	681,173	864,044
Groundnuts:										
United Kingdom - - - Cwt.	30,148	63,060	0	3	3,081	40,560	27,030	0	2	1,137
Austria-Hungary - - - "	11,424	40,581	33,815	14,549	12,000	4,570	15,638	14,742	6,466	7,200
Belgium - - - - - "	10,999	170,007	6,000	16,674	23,666	4,617	64,047	2,200	8,048	14,183
France - - - - - "	854,383	1,541,534	1,471,642	1,294,337	1,428,745	399,625	610,377	567,511	501,917	703,281
Germany - - - - - "	59,437	32,493	70,537	0	5,966	25,109	33,077	24,352	0	2,437
Italy - - - - - "	0	7,857	10,725	0	0	0	2,333	3,669	0	0
Spain - - - - - "	0	0	0	7,861	1,996	0	0	0	3,391	1,657
China, Hong Kong - - - "	0	2,731	52,659	101,324	77,730	0	794	22,319	45,033	36,507
Straits Settlements - - - "	1,402	847	17,226	15,070	153,934	456	342	6,788	7,756	63,633
Other Countries - - - "	5,866	7,732	6,817	14,566	8,119	2,257	2,302	2,598	4,433	3,539
	1,035,659	1,921,932	1,874,431	1,874,214	1,725,239	477,194	757,940	645,179	579,046	836,979
Linseed:										
United Kingdom - - - Cwt.	2,264,969	3,004,200	3,385,776	1,744,132	1,580,823	1,346,185	1,349,912	1,460,231	313,614	774,842
Austria-Hungary - - - "	60,032	123,194	141,951	93,133	171,375	37,046	54,246	51,722	40,579	39,992
Belgium - - - - - "	427,594	477,391	543,233	469,918	317,352	262,603	215,329	215,526	223,847	159,637
France - - - - - "	1,083,383	1,193,593	1,889,246	1,933,959	1,113,335	639,738	522,955	723,435	501,000	556,980
Germany - - - - - "	1,465,469	2,536,732	2,746,985	1,165,776	595,882	853,371	1,093,220	1,006,696	548,025	291,364
Holland - - - - - "	465,594	714,326	1,173,647	639,593	15,870	300,599	323,934	464,373	334,311	3,596
Italy - - - - - "	290,379	499,945	678,874	419,262	532,022	179,823	226,952	276,796	193,298	276,632
Spain - - - - - "	3,000	0	10,044	42,038	15,638	1,701	0	3,850	22,439	3,265
Egypt - - - - - "	172,347	185	199	87	904	111,767	76	78	39	443
United States - - - - - "	60,959	0	60,947	0	0	32,219	0	19,392	0	0
West Indies (British) - - - "	21,091	20,460	21,100	47,480	0	13,343	8,370	7,673	22,167	0
Guyana (British) - - - - - "	0	39,636	25,098	50,240	21,366	0	17,293	8,502	24,029	10,693
Australia - - - - - "	3,335	1,117	6,579	15,536	7,234	3,148	566	2,383	7,327	3,639
Other Countries - - - - - "	2,463	901	3,740	991	1,470	1,485	579	1,588	499	831
	6,323,185	8,616,356	11,182,009	5,733,960	4,373,623	3,793,993	3,829,451	4,219,150	2,743,033	2,173,230
Mowra or Mowra:										
United Kingdom - - - Cwt.	6,000	10,075	39,250	143,387	7,361	2,200	3,225	26,331	52,289	3,373
Austria-Hungary - - - - - "	0	0	6,000	0	0	0	0	2,267	0	0
Belgium - - - - - "	65,914	170,390	157,277	33,562	15,700	26,232	58,648	48,581	11,637	6,897
France - - - - - "	77,246	217,914	370,270	133,767	73,321	31,336	71,400	116,697	49,360	32,377
Germany - - - - - "	104,376	95,293	23,648	2,592	400	40,707	31,330	9,292	906	167
Italy - - - - - "	0	0	2,000	13,039	15,908	0	0	649	4,464	6,132
Other Countries - - - - - "	0	1	1	1,513	3,000	0	1	650	529	1,141
	254,036	493,673	653,446	337,360	116,710	100,555	165,194	295,418	119,304	59,419
Mustard:										
Belgium - - - - - Cwt.	5,525	7,705	23,304	17,577	15,129	3,231	4,439	7,613	10,635	12,161
France - - - - - "	36,930	31,251	39,435	53,938	24,417	24,132	13,219	20,418	33,430	19,697
Germany - - - - - "	3,299	4,749	7,116	14,165	5,322	2,180	2,727	3,712	3,251	4,342
Ceylon - - - - - "	2,718	3,896	3,114	331	929	1,345	1,679	1,319	417	507
Other Countries - - - - - "	3,789	2,156	14,421	3,312	1,335	1,391	1,023	3,205	1,354	980
	52,261	49,756	84,399	94,473	47,632	32,339	28,142	41,267	59,637	37,667
Niger:										
United Kingdom - - - - Cwt.	34,040	40,324	43,383	37,919	10,171	12,649	11,253	11,575	14,100	4,246
France - - - - - "	14,931	1,996	19,438	5,399	73,391	5,893	545	6,045	2,258	32,323
Germany - - - - - "	0	0	1	981	6,317	0	0	1	343	2,740
Other Countries - - - - - "	19	239	258	371	532	7	91	34	191	263
	48,999	42,559	63,086	44,670	96,411	18,539	11,839	18,665	16,870	49,532
Poppy:										
Belgium - - - - - Cwt.	313,671	493,952	590,295	339,713	326,038	176,532	221,471	193,178	189,675	177,293
France - - - - - "	497,787	647,343	705,999	326,139	337,232	235,766	233,287	265,626	171,319	212,020
Germany - - - - - "	104,567	171,544	151,946	78,703	38,230	59,662	77,149	62,014	39,440	48,457
Holland - - - - - "	47,684	0	600	0	0	26,322	0	220	0	0
Other Countries - - - - - "	2,511	2,235	4,659	1,951	1,065	1,491	1,157	1,330	1,060	707
	966,320	1,315,074	1,392,599	746,511	692,315	649,673	633,064	622,863	491,494	438,432

EXPORTS of PRINCIPAL ARTICLES of INDIAN PRODUCE and MANUFACTURES, distinguishing
PRINCIPAL COUNTRIES to which exported—continued.

ARTICLES AND COUNTRIES.	QUANTITIES.					VALUE.				
	1902-3.	1903-4.	1904-5.	1905-6.	1906-7.	1902-3.	1903-4.	1904-5.	1905-6.	1906-7.
VI.—RAW MATERIALS AND UNMANUFACTURED ARTICLES—cont.										
Seeds—cont.										
Not Essential—cont.										
Rape:										
United Kingdom - - - Cwt.	489,602	546,775	495,254	619,186	709,938	194,572	202,518	165,027	174,269	275,637
Austria-Hungary - - - "	2,000	12,876	22,773	31,004	6,018	867	4,754	7,577	1,234	3,143
Belgium - - - - - "	1,062,212	1,204,906	1,469,940	1,872,119	1,201,627	462,607	501,908	522,611	256,396	545,082
France - - - - - "	1,129,826	1,220,597	1,131,434	302,362	1,010,269	474,194	464,109	405,293	125,026	453,156
Germany - - - - - "	891,800	1,072,317	1,677,455	520,505	738,345	373,314	403,556	504,012	210,200	330,237
Holland - - - - - "	135,353	98,013	214,009	0	19,255	58,699	37,734	73,445	0	10,091
Italy - - - - - "	187,041	186,397	111,141	89,951	37,962	68,325	74,245	41,360	36,598	18,944
Egypt - - - - - "	33,554	1	0	0	0	13,645	1	0	0	0
Japan - - - - - "	0	0	21,618	13,679	5,003	0	0	7,698	7,448	2,188
Other Countries - - - "	433	1,111	12,267	533	329	201	448	4,592	271	180
	3,923,911	4,342,992	5,154,391	1,993,384	3,728,806	1,647,424	1,680,407	1,822,516	811,937	1,644,708
Tea:										
Java - - - - - Cwt.	454	552	493	702	795	2,723	3,823	3,677	5,231	5,623
Other Countries - - - "	147	202	323	104	249	791	870	740	408	969
	601	754	821	806	1,044	3,514	4,693	4,417	5,639	6,592
Til or Jinjili:										
United Kingdom - - - Cwt.	0	13,202	19,642	494	2	0	4,493	5,412	304	2
Austria-Hungary - - - "	187,732	299,394	179,483	97,999	191,795	94,531	135,965	84,420	53,533	119,378
Belgium - - - - - "	627,790	749,500	533,335	587,757	362,117	325,361	367,590	261,231	351,917	523,377
France - - - - - "	2,270,709	1,874,666	1,110,809	696,955	1,060,589	1,167,245	819,815	482,709	394,991	647,924
Germany - - - - - "	245,597	216,442	175,969	174,824	311,553	141,043	118,305	88,802	103,758	190,296
Holland - - - - - "	0	29,992	84,318	19,167	0	0	13,246	16,659	11,920	0
Italy - - - - - "	289,976	157,610	283,147	30,004	158,316	158,953	74,351	182,779	17,593	97,152
Turkey in Europe - - - "	3,399	11,963	3,039	0	0	1,894	6,169	3,939	0	0
Egypt - - - - - "	56,659	53,850	100,347	25,860	110,515	31,452	26,806	44,877	16,059	69,526
Aden - - - - - "	12,007	36,304	21,689	24,687	14,060	6,705	19,514	20,481	14,103	8,897
Arabia - - - - - "	7,255	16,189	18,087	17,907	5,676	4,634	9,334	10,540	10,183	3,396
Ceylon - - - - - "	17,572	49,571	16,462	3,738	12,095	7,895	20,775	6,441	1,923	7,409
China, Hong Kong - - - "	0	3,113	5,457	0	377	0	1,251	2,358	0	251
Japan - - - - - "	0	1	0	37	7,500	0	1	0	23	5,500
Other Countries - - - "	3,389	6,451	9,473	7,579	6,219	1,805	2,862	4,465	4,371	3,384
	3,732,635	3,512,650	2,516,757	1,685,208	2,740,815	1,939,574	1,619,296	1,158,113	979,536	1,691,994
Other Sorts - - - - - "	27,481	27,323	21,189	32,377	10,182	10,272	11,073	9,134	11,715	5,297
TOTAL Seeds, not Essential - - - "	22,098,659	24,567,183	26,703,913	17,333,626	19,539,373	9,861,374	9,606,912	9,517,966	6,934,496	8,563,186
TOTAL, Seeds - - - - - "	22,194,060	24,631,424	26,573,744	17,575,396	19,735,690	9,921,714	9,677,220	9,607,237	7,072,818	8,631,153
Shells and Cowries:										
United Kingdom - - - Cwt.	4,748	4,923	2,653	2,430	4,304	11,304	10,017	7,082	6,510	9,229
Other Countries - - - "	1,172	797	3,361	1,911	2,223	965	892	2,367	2,398	1,512
	5,920	5,725	6,014	4,341	6,527	12,269	10,919	9,449	8,908	10,741
Silk:										
Raw:										
United Kingdom - - - Lb.	309,019	211,979	241,666	220,692	210,323	178,386	192,341	149,845	135,807	119,371
France - - - - - "	346,323	377,521	252,495	304,699	487,073	178,328	196,930	127,995	151,025	232,020
Italy - - - - - "	0	0	0	18,984	3,583	0	0	0	10,619	2,101
United States - - - - "	23,095	31,592	11,930	33,426	47,610	12,317	16,849	6,363	17,383	23,325
Ceylon - - - - - "	0	0	100	120	23,135	0	0	27	67	18,428
Other Countries - - - "	3,415	2,972	137	529	430	791	1,441	49	171	170
	681,852	624,064	506,318	578,450	777,654	368,322	360,111	288,279	315,522	395,915
Chasam or Waste:										
United Kingdom - - - Lb.	225,557	141,525	136,962	122,502	167,519	13,722	8,753	8,786	7,622	12,651
France - - - - - "	1,013,368	979,780	608,121	1,000,530	916,437	59,591	56,521	33,796	47,394	43,967
Other Countries - - - "	1,764	15,261	6,272	3,333	11,187	97	720	148	633	522
	1,240,689	1,136,566	751,355	1,131,960	1,095,133	64,410	65,999	42,730	56,204	57,139
Cocoons:										
United Kingdom - - - Lb.	46,806	73,354	62,300	37,400	63,528	2,480	4,366	4,137	2,494	3,399
France - - - - - "	29,475	22,723	23,190	29,490	16,820	1,332	1,756	1,186	1,009	1,157
Other Countries - - - "	0	604	0	2,016	243	0	30	0	90	17
	67,281	101,681	85,490	68,906	70,591	3,812	6,152	5,323	4,253	4,573
TOTAL, Silk - - - - - "	1,960,322	1,862,316	1,343,663	1,779,316	1,943,438	436,544	422,331	331,332	375,979	457,668
Tallow:										
United Kingdom - - - Cwt.	2,556	1,722	217	65	125	3,498	2,293	355	177	301
France - - - - - "	0	3,336	0	0	0	0	5,703	0	0	0
Arabia - - - - - "	2,998	1,386	3,581	4,155	2,260	3,024	1,742	4,242	4,983	2,917
Other Countries - - - "	5,943	3,610	3,336	1,795	1,680	4,261	4,369	4,186	2,257	2,142
	11,495	10,654	7,184	6,015	4,135	11,831	14,322	8,733	7,417	5,360
* Of these the silk of wild worms was:										
Reeled Silk - - - - - Lb.	3,919	10,194	19,287	26,904	23,990	1,033	2,748	5,384	6,965	4,523
Chasam or Waste - - - - - "	626,977	727,545	350,514	634,593	463,440	31,077	40,189	29,468	29,225	13,370
Cocoons - - - - - "	58,125	87,952	30,540	46,725	36,935	3,095	5,581	5,025	3,143	2,425

EXPORTS OF PRINCIPAL ARTICLES of INDIAN PRODUCE and MANUFACTURES, distinguishing PRINCIPAL COUNTRIES to which exported—continued.

ARTICLES AND COUNTRIES.	QUANTITIES.					VALUE.				
	1902-3.	1903-4.	1904-5.	1905-6.	1906-7.	1902-3.	1903-4.	1904-5.	1905-6.	1906-7.
VI.—RAW MATERIALS AND UNMANUFACTURED ARTICLES—concluded.										
Wax (excluding Candles):										
United Kingdom - - - - - Cwt.	1,313	3,695	2,393	2,609	2,036	£ 8,027	£ 14,058	£ 13,819	£ 15,197	£ 13,071
Belgium - - - - - "	3	20	901	988	322	17	98	5,865	4,370	618
France - - - - - "	176	621	850	406	156	1,036	3,330	4,556	2,521	892
Germany - - - - - "	584	1,034	480	2,854	958	2,976	5,451	2,667	16,979	4,825
United States - - - - - "	67	0	446	408	230	360	0	2,482	2,204	1,313
Ceylon - - - - - "	312	186	122	108	207	2,031	1,111	622	625	1,185
Straits Settlements - - - - - "	2,062	1,073	1,592	622	2,712	11,136	5,075	8,426	3,378	15,221
Other Countries - - - - - "	14	56	157	598	1,541	68	298	802	3,474	2,609
Wood:	4,481	6,685	6,941	8,593	8,162	25,650	29,406	39,239	48,755	39,734
Teak:										
United Kingdom - - - - - Cubic Tons.	37,962	51,967	31,270	36,186	39,318	320,718	452,675	275,750	349,671	285,767
Austria-Hungary - - - - - "	224	413	526	436	270	2,225	4,345	5,301	4,528	3,302
Belgium - - - - - "	0	205	169	123	552	0	2,262	1,708	1,435	5,248
France - - - - - "	231	60	723	493	181	1,753	602	8,169	4,930	1,995
Germany - - - - - "	2,617	2,598	3,179	4,354	4,042	25,160	24,996	30,736	40,121	41,248
Holland - - - - - "	0	0	0	0	195	0	0	0	0	1,917
Italy - - - - - "	857	1,162	209	0	212	6,804	11,743	1,825	0	2,120
Turkey in Europe - - - - - "	270	160	8	0	0	2,509	1,600	28	0	0
Egypt - - - - - "	895	141	174	335	126	4,318	1,228	1,541	3,126	1,201
Africa, East, British - - - - - "	342	406	223	299	470	2,320	3,860	1,811	2,153	4,248
" " Portuguese - - - - - "	1,057	249	93	633	680	3,330	2,359	1,073	5,915	5,557
Cape Colony - - - - - "	2,999	1,963	1,733	1,025	925	23,488	24,478	20,867	10,527	3,595
Mauritius - - - - - "	1,304	1,576	262	351	162	11,096	14,118	2,024	2,457	1,042
Natal - - - - - "	48	101	424	1,377	462	578	1,502	4,544	13,976	5,642
United States - - - - - "	398	140	145	423	50	4,650	1,017	1,833	4,580	339
Aden - - - - - "	142	87	116	121	127	1,226	906	1,191	1,186	877
Arabia - - - - - "	210	163	378	523	763	790	693	1,432	1,852	2,525
Ceylon - - - - - "	6,885	11,239	5,308	2,403	1,016	30,123	53,823	24,180	12,692	5,282
Persia - - - - - "	68	90	291	488	299	376	544	1,216	2,011	1,440
Philippines - - - - - "	0	5	140	0	1,130	0	28	2,000	0	11,300
Straits Settlements - - - - - "	414	253	235	119	206	2,684	1,017	1,153	777	2,233
Turkey in Asia - - - - - "	1,045	516	423	382	329	3,136	1,951	1,553	1,590	984
Australia - - - - - "	391	76	725	66	1,183	4,220	790	9,310	700	13,460
Other Countries - - - - - "	43	343	133	559	504	356	3,250	1,114	4,267	3,354
	57,500	73,913	46,912	52,768	44,202	457,869	609,707	400,369	466,444	409,896
Other Timber - - - - - "	4,759	4,577	3,414	4,477	5,756	23,217	31,123	14,232	16,919	32,235
Ornamental:										
Ebony:										
Germany - - - - - "	—	—	—	—	—	2,164	1,294	537	946	597
Other Countries - - - - - "	—	—	—	—	—	1,936	987	993	1,571	1,701
	—	—	—	—	—	4,100	2,281	1,530	2,517	2,298
Sandal:										
United Kingdom - - - - - "	—	—	—	—	—	7,537	6,779	3,399	7,525	18,812
France - - - - - "	—	—	—	—	—	8,689	17,379	13,944	12,400	8,970
Germany - - - - - "	—	—	—	—	—	24,143	26,345	29,959	36,509	26,657
Egypt - - - - - "	—	—	—	—	—	1,978	2,443	1,804	2,614	4,050
United States - - - - - "	—	—	—	—	—	12,234	12,533	9,921	7,939	9,993
Arabia - - - - - "	—	—	—	—	—	1,757	581	1,036	1,369	999
Other Countries - - - - - "	—	—	—	—	—	2,957	6,920	5,621	5,962	6,880
	—	—	—	—	—	59,295	74,035	65,634	74,318	75,992
Other Sorts - - - - - "	—	—	—	—	—	2,675	4,458	2,108	1,214	997
TOTAL, Wood	—	—	—	—	—	547,146	721,604	494,003	564,412	510,508
Wool, Raw:										
United Kingdom - - - - - Lb.	27,431,902	32,364,903	34,560,712	40,153,940	43,184,135	764,397	891,011	1,139,181	1,337,108	1,547,206
Belgium - - - - - "	185,216	352,263	525,072	237,216	86,580	4,933	10,499	11,600	8,740	3,521
France - - - - - "	0	0	5,780	40,152	307,040	0	0	164	661	6,303
Germany - - - - - "	0	0	280	113,798	228,017	0	0	10	2,472	6,535
United States - - - - - "	225,856	252,504	2,225,391	1,203,203	1,578,903	5,723	6,380	55,044	30,097	37,198
Japan - - - - - "	39,780	243,136	1,439,469	749,541	416,780	1,325	9,296	54,576	30,660	16,345
Other Countries - - - - - "	164	16,964	15,294	8,643	49,443	1	668	541	81	482
	27,892,398	33,234,775	36,571,968	42,514,495	45,909,898	776,880	918,264	1,261,116	1,409,519	1,617,690
Articles not enumerated	—	—	—	—	—	84,072	31,402	86,021	115,992	132,916
TOTAL, Raw Materials and Unmanufactured Articles	—	—	—	—	—	34,723,297	41,782,665	38,264,781	44,765,577	54,366,626

EXPORTS of PRINCIPAL ARTICLES of INDIAN PRODUCE and MANUFACTURES, distinguishing
PRINCIPAL COUNTRIES to which exported—continued.

ARTICLES AND COUNTRIES.	QUANTITIES.					VALUE.				
	1902-3.	1903-4.	1904-5.	1905-6.	1906-7.	1902-3.	1903-4.	1904-5.	1905-6.	1906-7.
VII.—ARTICLES MANUFACTURED AND PARTLY MANUFACTURED:										
Yarns and Textile Fabrics:										
Cotton:										
Twist and Yarn:										
United Kingdom - - - - - Lb.	93,269	319,788	251,297	9,340	564,966	1,887	7,708	6,941	224	12,923
Austria-Hungary - - - - "	4,000	21,220	230,006	62,300	444,300	79	39 8	5,961	1,657	10,062
France - - - - - "	760,500	2,000	46,800	0	0	16,193	49	1,253	0	0
Turkey in Europe - - - - "	293,260	464,710	614,820	63,080	342,830	5,841	10,082	14,303	1,619	7,729
Egypt - - - - - "	401,700	1,741,040	1,534,012	336,600	1,564,710	9,681	42,758	40,979	22,533	33,783
Abyssinia - - - - - "	38,000	96,800	252,700	101,200	45,200	2,037	2,528	7,643	2,790	1,042
Africa, East, British-Aden - - - - - "	60,679	57,754	104,050	61,254	64,983	1,420	1,637	2,964	1,778	1,767
Arabia - - - - - "	2,063,403	1,718,180	1,235,032	1,438,112	1,348,810	47,941	44,205	34,554	41,304	55,847
Bahrain Islands - - - - - "	0	0	0	0	148,180	0	0	0	0	3,269
Ceylon - - - - - "	134,996	139,267	162,967	206,642	237,933	4,317	4,977	9,323	10,429	11,967
China, Hong-Kong - - - - -	109,725,227	119,738,220	97,632,104	142,624,652	33,023,510	2,483,517	2,753,372	2,572,903	3,381,408	2,364,410
" Treaty Ports - - - - -	122,637,631	116,223,660	131,475,225	139,471,240	140,402,035	2,321,411	2,712,165	3,413,454	3,903,492	3,967,907
Japan - - - - - "	0	0	14,700	0	80,000	0	0	510	0	2,000
Java - - - - - "	93,365	147,365	234,304	124,655	75,170	2,392	4,774	3,330	4,435	2,805
Persia - - - - - "	1,441,194	1,874,964	2,244,340	1,444,074	2,237,636	37,964	53,793	75,359	48,819	79,339
Philippines - - - - - "	69,915	116,525	120,500	296,200	158,400	2,275	4,511	4,568	3,973	5,533
Siam - - - - - "	31,200	97,100	107,600	292,100	304,325	1,023	2,963	3,777	10,351	11,081
Straits Settlements - - - -	6,570,642	4,571,632	6,369,124	6,480,200	5,776,135	163,346	123,695	312,634	234,434	133,543
Turkey in Asia - - - - - "	3,317,038	4,311,738	3,393,005	3,204,200	5,316,620	72,173	93,113	93,936	34,635	142,176
Other Countries - - - - - "	57,520	136,656	103,177	89,307	222,091	1,674	3,733	2,736	2,465	6,201
	243,633,638	252,474,245	247,364,797	237,634,314	243,516,337	5,633,366	5,894,362	6,543,788	6,268,458	6,931,921
Piece Goods:										
Grey, unbleached:										
Egypt - - - - - Yards	1,339,894	1,027,758	1,166,711	1,739,550	2,073,532	11,591	3,325	10,795	15,871	20,773
Abyssinia - - - - - "	2,768,520	3,763,735	6,673,560	3,510,564	1,671,703	19,235	27,476	52,635	27,747	13,374
Africa, East, British - - - "	5,913,401	6,660,804	7,537,370	6,910,389	6,365,790	50,316	57,189	66,605	62,375	60,336
" " German - - - - - "	2,221,309	1,886,772	2,124,579	2,786,772	3,575,994	17,787	15,341	13,913	26,139	35,784
" " Portuguese - - - - - "	10,998,000	3,077,054	4,476,233	5,753,365	5,113,713	77,343	57,116	31,543	48,360	40,327
Mauritius - - - - - "	42,150	234,329	741,354	451,720	383,291	560	3,229	7,408	5,016	4,237
Aden - - - - - "	7,032,253	11,331,406	7,607,337	9,234,410	9,515,592	67,997	104,976	62,592	39,103	96,311
Arabia - - - - - "	735,252	1,260,994	1,690,373	2,448,671	1,180,133	6,819	11,707	14,940	23,224	11,631
Bahrain Islands - - - - - "	0	0	0	0	304,355	0	0	0	0	3,195
Ceylon - - - - - "	260,008	372,033	341,025	312,444	439,479	3,660	5,165	4,330	4,519	5,647
China, Hong-Kong - - - - -	1,085	62,051	316,711	1,600,176	55,240	15	739	2,680	14,667	647
" Treaty Ports - - - - -	2,594,793	913,166	10,001,023	11,223,335	940,626	22,033	9,190	101,154	111,152	3,323
Persia - - - - - "	635,817	733,039	1,246,736	1,119,003	1,203,437	5,963	7,911	12,253	11,277	14,362
Philippines - - - - - "	13,200	6,969	65,335	302,320	182,155	137	75	712	3,235	2,113
Siam - - - - - "	402,342	1,003,960	543,307	1,792,333	2,172,569	3,549	9,247	5,066	17,339	21,114
Straits Settlements - - - -	1,352,947	1,862,373	1,613,049	1,636,938	461,213	17,013	15,307	15,336	17,046	5,107
Turkey in Asia - - - - - "	1,495,137	2,403,574	6,199,560	4,337,307	5,306,661	13,507	21,371	54,533	40,919	56,697
Australia - - - - - "	1,003	12,000	76,340	296,000	343,960	6	72	612	2,539	3,237
Other Countries - - - - - "	323,015	304,102	529,025	408,043	353,307	3,702	2,766	5,038	4,163	3,398
	33,636,034	42,050,839	52,339,038	55,322,652	42,218,622	321,226	268,202	475,355	525,341	406,523
White, bleached: Yards										
United Kingdom - - - - -	339,165	179,277	127,301	392,233	243,390	5,721	5,437	4,371	6,614	9,636
Egypt - - - - - "	184,476	184,256	24,153	54,437	100,533	3,485	2,908	394	1,270	1,406
Abyssinia - - - - - "	401,436	230,331	270,903	510,363	640,916	5,471	3,333	4,739	3,759	11,199
Africa, East, British - - - "	193,352	250,240	404,957	352,901	171,647	2,330	3,436	5,319	5,459	2,533
" " German - - - - - "	536,330	776,302	1,519,744	1,440,333	347,931	7,996	11,321	19,701	17,219	10,746
" " Portuguese - - - - - "	67,358	112,107	233,933	473,945	403,744	951	1,492	4,043	6,037	5,514
Mauritius - - - - - "	360,570	541,933	222,709	422,217	449,236	4,935	7,792	5,997	11,139	9,775
Aden - - - - - "	211,206	419,436	361,542	310,322	233,060	2,757	6,173	4,743	4,315	3,365
Arabia - - - - - "	374,706	401,257	280,459	267,233	144,132	6,306	6,943	4,433	4,469	2,333
Bahrain Islands - - - - - "	2,739,521	3,063,625	2,185,749	2,136,163	2,321,143	34,573	40,017	30,347	31,239	41,930
Ceylon - - - - - "	1,077,750	1,462,082	969,499	1,501,135	1,062,591	15,709	20,249	13,064	20,067	15,311
China, Hong-Kong - - - - -	0	0	0	0	461,405	0	0	0	0	6,433
" Treaty Ports - - - - -	9,574,137	7,372,933	3,133,604	3,559,743	7,659,043	131,633	174,733	201,091	234,077	194,261
Persia - - - - - "	12,333	300	7,435	67,149	453,375	170	4	134	920	5,159
Philippines - - - - - "	209	117,574	17,500	160,353	33,120	3	373	461	3,731	379
Siam - - - - - "	566,161	356,139	1,135,244	313,659	551,003	4,333	7,362	9,439	3,336	6,326
Straits Settlements - - - -	323,313	329,747	270,593	393,134	450,405	5,210	4,335	4,545	6,369	7,774
Turkey in Asia - - - - - "	3,217,332	3,545,633	5,449,076	5,202,704	5,032,179	38,713	39,534	60,023	59,463	63,094
Other Countries - - - - - "	237,695	405,203	336,920	382,132	336,170	5,333	5,074	10,003	11,422	13,660
	9,590,085	11,944,374	10,329,407	10,771,735	9,906,314	229,332	275,476	230,330	233,119	262,437
	635,162	1,249,645	1,159,746	1,256,036	1,770,471	6,453	10,410	9,904	12,264	17,370
	63,630	121,352	51,322	70,433	144,627	1,032	1,372	929	1,196	2,230
TOTAL, Cotton Piece Goods - -	69,634,540	75,315,129	37,456,469	91,974,962	76,633,937	335,029	333,696	1,100,933	1,243,915	1,102,440

EXPORTS OF PRINCIPAL ARTICLES of INDIAN PRODUCE and MANUFACTURES, distinguishing
PRINCIPAL COUNTRIES to which exported—continued.

ARTICLES AND COUNTRIES.	QUANTITIES.					VALUE.				
	1902-3.	1903-4.	1904-5.	1905-6.	1906-7.	1902-3.	1903-4.	1904-5.	1905-6.	1906-7.
VII.—ARTICLES MANUFACTURED AND PARTLY MANUFACTURED—cont.										
Yarns and Textile Fabrics—cont.										
Cotton—cont.										
Handkerchiefs and Shawls in the piece:										
United Kingdom - - - No.	1,598,064	1,569,102	2,487,918	1,748,332	1,016,052	44,420	46,011	77,043	56,256	26,201
Africa, East, British - - - "	38,512	19,278	7,778	6,712	41,948	1,133	364	284	196	717
" " Portuguesc - - - "	86,909	91,504	25,633	20,970	22,962	939	2,877	792	62	618
Other Countries - - - "	71,193	100,721	91,809	116,538	98,634	2,735	2,664	3,379	4,001	3,666
"	1,744,678	1,770,605	2,613,138	1,892,602	1,179,586	49,227	51,416	81,498	61,015	41,197
Thread, Sewing:										
Africa, East, Portuguese - - Lb.	29,588	18,947	11,536	20,168	20,958	1,447	980	552	926	973
Persia - - - - - "	27,638	39,529	39,740	31,926	41,339	1,825	2,595	2,630	2,067	2,036
Turkey in Asia - - - - - "	56,638	51,060	21,753	58,363	53,741	3,212	2,347	1,094	2,866	2,502
Other Countries - - - - - "	35,913	36,692	34,148	44,867	43,193	1,715	1,320	1,699	2,370	2,210
"	149,797	146,328	107,577	155,819	159,281	8,199	7,742	5,975	8,228	8,320
Other Cotton Manufactures - - -	—	—	—	—	—	35,931	39,323	29,004	45,394	29,132
TOTAL, Cotton Manufactures (excluding Twist and Yarn)	—	—	—	—	—	978,436	1,087,177	1,218,340	1,358,542	1,181,139
Flax and Hemp - - - - -	—	—	—	—	—	515	1,338	1,354	1,035	1,343
Jute:										
Twist and Yarn:										
United Kingdom - - - - - Lb.	1,234,649	172,300	197,904	124,704	204,680	9,029	1,467	888	631	2,550
United States - - - - - "	0	2,464	2,016	0	150,080	0	25	16	0	2,030
Argentine Republic - - - - - "	438,600	517,000	34,040	187,500	1,010,000	2,942	3,935	763	1,942	12,885
Brazil - - - - - - - - - - "	0	0	0	0	102,640	0	0	0	0	3,067
Other Countries - - - - - "	122,459	821	100,432	45,680	97,632	818	5	774	371	1,291
"	1,790,708	693,085	444,392	357,334	1,655,032	13,369	5,432	2,381	2,944	21,838
Gunny Bags:										
United Kingdom - - - - - No.	24,769,600	30,108,800	24,454,702	25,163,922	33,332,435	458,737	422,065	364,933	421,110	632,670
Austria-Hungary - - - - - "	885,200	801,900	179,900	111,000	748,750	9,743	9,042	2,081	1,511	11,704
Belgium - - - - - - - - - - "	4,334,000	2,355,100	1,254,400	1,160,160	3,728,150	52,975	36,497	19,026	22,073	61,811
Bulgaria - - - - - - - - - - "	0	0	0	0	86,700	0	0	0	0	2,176
Denmark - - - - - - - - - - "	50,500	34,100	50,336	40,000	42,000	1,117	570	1,063	720	1,006
France - - - - - - - - - - - "	433,600	678,947	541,450	392,900	513,400	6,048	11,327	9,695	8,332	12,027
Germany - - - - - - - - - - - "	10,315,850	4,245,500	3,600,600	3,609,450	5,145,000	121,337	54,248	51,348	52,610	95,295
Greece - - - - - - - - - - - - "	370,400	147,200	271,200	296,000	986,800	4,318	1,717	3,301	3,375	14,940
Holland - - - - - - - - - - - "	147,300	125,800	71,800	65,000	439,000	2,125	1,974	1,316	1,237	7,997
Roumania - - - - - - - - - - - "	0	0	0	0	522,700	0	0	0	0	13,445
Turkey in Europe - - - - - - - "	3,037,650	2,842,733	1,874,330	2,250,800	2,709,100	61,395	51,007	34,273	45,013	60,502
Egypt - - - - - - - - - - - - "	9,126,700	3,925,236	9,729,350	12,780,037	12,623,675	245,398	240,924	274,357	329,059	329,231
Africa, East, British - - - - - "	315,750	437,160	348,156	342,200	456,735	4,790	6,249	6,323	4,330	9,674
" " Portuguesc - - - - - - - "	391,550	234,332	478,900	254,415	1,523,541	5,762	3,914	9,306	3,911	31,245
Cape Colony - - - - - - - - - - "	5,702,000	2,719,390	3,798,900	3,624,600	3,827,350	151,706	56,663	68,039	86,933	103,810
Mauritius - - - - - - - - - - - "	2,366,600	4,258,200	2,924,500	3,038,700	3,588,722	26,303	57,481	38,055	41,039	66,807
Natal - - - - - - - - - - - - - "	4,030,225	2,623,250	3,063,350	2,900,500	3,359,930	54,339	36,561	59,324	71,515	71,143
Mexico - - - - - - - - - - - - - "	955,200	876,600	333,000	755,700	604,800	13,750	10,559	13,549	12,364	10,419
Sandwich Islands - - - - - - - "	3,474,500	4,076,600	2,472,800	3,336,000	5,228,200	35,124	43,340	26,263	38,732	78,039
Canada - - - - - - - - - - - - - "	0	100,000	50,000	575,000	627,600	0	754	500	6,317	11,392
United States - - - - - - - - - - "	13,530,500	7,816,300	11,339,300	10,882,100	25,735,400	122,576	75,136	106,683	108,043	321,799
West Indies, British - - - - - - "	327,950	482,000	365,050	432,700	825,700	6,695	9,333	16,639	9,454	22,132
" " Other - - - - - - - - - - - "	6,641,400	10,010,100	7,360,460	11,496,450	9,834,751	112,373	161,203	143,433	235,367	233,630
British Guiana - - - - - - - - - "	632,200	655,600	618,550	490,100	677,400	9,429	11,143	11,875	10,126	15,923
Argentine Republic - - - - - - - "	268,000	1,611,100	1,460,300	2,353,200	1,059,500	2,378	19,035	13,966	29,552	29,224
Chile - - - - - - - - - - - - - - "	16,416,300	18,790,100	23,040,350	31,015,950	22,890,500	161,823	190,278	315,970	423,502	323,334
Ecuador - - - - - - - - - - - - - "	162,700	124,300	54,900	19,900	19,900	2,777	2,324	336	365	444
Peru - - - - - - - - - - - - - - - "	1,631,600	2,573,950	2,543,300	2,593,700	3,591,300	26,638	39,541	45,233	47,659	62,504
Aden - - - - - - - - - - - - - - - "	319,175	342,733	255,010	65,700	193,330	4,355	4,391	4,240	1,320	3,793
Arabia - - - - - - - - - - - - - - "	168,731	107,100	76,072	137,296	192,700	1,634	1,351	1,011	2,174	3,369
Ceylon - - - - - - - - - - - - - - - "	602,030	917,130	714,115	606,345	660,333	8,346	14,055	10,336	9,432	11,310
China, Hong-Kong - - - - - - - - "	26,238,900	18,344,400	13,104,600	21,054,000	22,038,513	229,257	165,453	122,169	205,634	256,466
" Treaty Ports - - - - - - - - - "	4,657,800	7,400,300	10,645,250	6,605,375	2,325,722	61,202	97,330	171,236	101,323	45,331
French Indo-China - - - - - - - - "	159,600	1,739,300	3,393,370	7,313,550	6,974,500	1,649	33,233	83,311	107,142	123,231
Japan - - - - - - - - - - - - - - - "	1,000	633,450	164,500	156,250	217,000	163	9,034	2,792	2,636	4,363

EXPORTS of PRINCIPAL ARTICLES of INDIAN PRODUCE and MANUFACTURES, distinguishing PRINCIPAL COUNTRIES to which exported—continued.

ARTICLES AND COUNTRIES.		QUANTITIES.					VALUE.				
		1902-3.	1903-4.	1904-5.	1905-6.	1906-7.	1902-3.	1903-4.	1904-5.	1905-6.	1906-7.
VII.—ARTICLES MANUFACTURED AND PARTLY MANUFACTURED—cont.											
Yarns and Textile Fabrics—cont.											
Jute—cont.							£	£	£	£	£
Gunny Bags—cont.											
Java	No.	892,600	1,694,000	3,860,500	2,739,000	2,230,722	14,778	36,111	61,025	54,470	50,976
Persia	"	164,905	351,000	197,335	323,950	348,490	2,405	5,600	3,460	5,932	7,405
Philippines	"	110,600	11,000	103,400	862,200	1,158,800	1,050	174	1,187	10,557	14,510
Siam	"	779,600	1,852,500	2,937,400	4 069,200	3,040,000	10,675	23,201	48,400	86,157	60,347
Straits Settlements	"	33,221,850	17,679,530	13,625,720	21,668,824	23,738,154	464,321	244,326	202,028	349,052	445,815
Sumatra	"	20,200	33,200	20,400	16,000	350,200	328	685	401	344	8,053
Turkey in Asia	"	5,530,350	5,570,263	3,226,463	4,236,950	4,838,630	90,181	93,220	72,061	36,254	107,200
Australia	"	23,539,903	32,303,400	24,490,200	33,043,315	37,002,300	361,970	572,710	493,732	800,840	900,717
New Zealand	"	5,539,450	6,620,464	5,045,350	5,464,550	4,977,979	115,522	149,300	120,066	140,933	163,864
New Caledonia	"	0	80,000	270,400	114,800	316,400	0	900	3,094	1,588	4,443
Other Countries	"	1,552,250	1,494,197	1,603,515	1,684,202	741,673	21,903	22,430	26,226	29,492	15,265
		225,196,371	206,207,675	201,436,286	233,326,201	257,683,116	3,023,836	3,043,150	3,170,267	4,062,290	4,893,159
Gunny Cloth:											
United Kingdom	Yards	16,363,400	14,117,565	20,112,800	39,060,100	62,234,580	114,520	94,610	131,060	226,789	542,880
Austria-Hungary	"	332,400	200,000	375,000	1,092,000	893,000	2,510	1,307	2,791	7,235	8,464
Germany	"	736,000	624,000	2,874,000	3,917,000	4,791,000	4,636	3,621	17,967	26,374	36,465
Sweden	"	252,000	1,292,000	634,000	750,000	300,000	1,360	6,732	3,501	4,452	1,648
Turkey in Europe	"	163,000	131,600	251,332	152,163	626,000	857	832	1,811	1,095	6,365
Egypt	"	324,100	347,200	233,100	408,325	1,101,030	1,066	1,393	1,347	2,866	10,139
Canada	"	3,432,000	210,000	1,332,800	3,740,800	3,757,000	21,004	1,133	7,872	23,148	33,140
United States	"	353,313,300	365,481,700	352,048,690	419,531,400	479,887,950	1,970,636	2,046,131	2,013,256	2,519,363	3,596,561
Argentine Republic	"	76,233,000	131,390,600	154,986,500	141,544,300	97,168,100	483,905	314,947	938,804	967,579	853,365
Chile	"	490,000	135,000	638,000	830,000	857,600	2,429	782	3,442	4,913	6,753
Ecuador	"	0	30,000	225,000	360,000	360,000	0	160	1,814	3,463	3,274
Peru	"	0	0	35,000	0	745,760	0	0	210	0	8,515
Uruguay	"	3,590,000	7,713,000	7,206,000	6,400,000	3,574,400	23,256	50,245	47,320	44,295	33,472
Ceylon	"	1,379,650	1,329,638	1,600,500	1,891,930	2,078,240	10,180	12,473	10,319	13,410	19,747
China, Hong-Kong	"	22,324,000	12,586,925	14,021,625	20,009,281	19,631,125	146,266	78,976	88,541	147,197	165,066
" Treaty Ports	"	1,282,000	2,109,000	2,310,200	1,905,900	1,516,700	7,955	13,726	18,793	14,937	12,064
Japan	"	334,700	482,800	828,000	325,000	739,500	2,411	3,429	6,566	6,935	7,892
Persia	"	157,200	440,800	179,000	439,450	460,780	1,473	3,911	1,527	4,085	4,574
Straits Settlements	"	242,500	113,000	25,300	233,800	232,200	1,403	662	195	1,666	1,896
Turkey in Asia	"	598,100	450,720	681,670	670,600	362,697	3,010	3,019	4,737	5,120	3,611
Australia	"	9,384,000	9,844,950	13,273,700	12,692,900	12,040,310	66,734	72,751	100,473	101,469	124,572
New Zealand	"	1,108,050	2,464,498	623,250	1,424,500	1,238,950	7,890	15,628	4,457	11,873	15,494
Other Countries	"	353,680	425,500	475,420	711,404	1,377,533	2,537	3,251	3,508	6,073	14,012
		492,833,680	552,320,434	575,511,687	658,671,253	698,067,945	2,876,497	3,230,219	3,410,731	4,208,340	5,505,313
Rope and Twine:											
United Kingdom	Cwt.	20,382	12,258	10,736	10,464	10,848	8,983	6,344	4,940	6,753	7,025
Argentine Republic	"	1,300	5,976	1,674	3,159	2,207	1,440	5,230	1,517	3,101	3,011
Straits Settlements	"	15,846	16,717	16,269	16,540	21,598	13,438	14,057	14,616	15,957	20,138
Other Countries	"	5,915	9,061	9,336	8,392	10,616	4,906	7,173	8,673	7,543	12,671
		43,948	44,012	39,515	38,255	45,269	28,766	32,304	29,746	33,354	49,745
Other Jute Manufactures		—	—	—	—	—	779	1,192	12,767	6,758	1,936
TOTAL, Jute Manufactures (excluding Twist and Yarn)		—	—	—	—	—	5,990,878	6,307,365	6,623,531	8,205,712	10,455,649
Silk:											
Piece Goods:											
United Kingdom	Yards	433,930	409,408	316,403	322,664	310,340	27,795	24,006	21,565	23,284	22,918
France	"	164,053	84,878	83,295	78,960	70,950	10,334	5,465	5,493	5,097	4,635
Natal	"	61,808	14,259	7,294	11,211	4,006	4,272	1,161	708	852	454
Arabia	"	25,724	14,698	18,824	23,951	44,734	1,486	1,000	1,233	1,206	2,974
Straits Settlements	"	38,823	71,677	21,360	23,694	31,377	3,213	5,708	1,812	3,022	2,982
Australia	"	12,855	9,339	10,823	11,670	4,647	2,152	1,079	1,000	2,115	801
Other Countries	"	82,131	72,406	76,583	73,880	108,082	5,611	4,420	5,080	4,439	5,392
		819,324	677,225	636,182	546,030	576,245	55,362	43,448	37,791	40,705	40,153

EXPORTS of PRINCIPAL ARTICLES of INDIAN PRODUCE and MANUFACTURES, distinguishing PRINCIPAL COUNTRIES to which exported—continued.

ARTICLES AND COUNTRIES.	QUANTITIES.					VALUE.				
	1902-3.	1903-4.	1904-5.	1905-6.	1906-7.	1902-3.	1903-4.	1904-5.	1905-6.	1906-7.
VII.—ARTICLES MANUFACTURED AND PARTLY MANUFACTURED—cont.										
Yarns and Textile Fabrics—concluded.										
Silk—concluded.										
Goods of Silk mixed with other Materials:										
Arabia Yards	15,801	27,905	72,681	70,539	24,231	775	1,585	3,878	2,143	1,198
Turkey in Asia "	39,389	21,423	20,365	12,734	3,260	2,399	1,818	1,462	864	297
Other Countries "	53,761	102,507	60,343	53,065	59,249	4,499	8,610	5,374	3,837	4,007
	108,951	151,835	182,389	136,338	86,740	7,673	12,013	10,714	6,833	5,502
Other Silk Manufactures "	—	—	—	—	—	222	52	202	76	80
TOTAL, Silk Manufactures						63,257	55,518	48,707	47,074	45,738
Wool:										
Carpets and Rugs:										
United Kingdom Lb.	1,298,066	1,549,658	1,121,184	1,296,038	1,346,144	107,757	130,304	90,499	92,632	104,408
Germany "	8,342	18,418	20,546	30,420	14,740	1,150	2,231	2,650	3,270	2,113
United States "	304,903	266,526	189,167	199,392	174,727	46,570	36,740	26,233	26,407	26,397
Australasia "	14,326	13,234	29,267	18,349	14,428	1,302	1,114	2,636	1,567	1,278
Other Countries "	82,719	30,371	50,564	34,140	53,291	3,134	3,199	4,403	3,509	5,105
	1,646,415	1,878,202	1,410,698	1,578,348	1,603,330	159,913	173,638	126,471	127,535	139,301
Other Woollen Manufactures "	—	—	—	—	—	7,801	9,215	24,694	10,821	18,555
TOTAL, Woollen Manufactures						167,714	182,853	151,165	138,356	152,856
TOTAL, Yarns and Textile Fabrics						12,916,545	13,534,035	14,589,766	13,102,721	13,789,584
Apparel: Drapery, Haberdashery, Millinery, Uniforms, Accoutrements (but excluding Hosiery):										
United Kingdom "	—	—	—	—	—	13,065	18,232	17,708	17,940	19,380
France "	—	—	—	—	—	1,764	619	1,522	1,041	574
Gibraltar "	—	—	—	—	—	2,313	1,182	2,215	950	747
Egypt "	—	—	—	—	—	1,984	2,090	1,776	2,118	3,091
Africa, East, British "	—	—	—	—	—	4,309	5,637	5,329	5,236	4,852
" " Portuguese "	—	—	—	—	—	10,919	15,144	9,834	5,074	6,617
Cape Colony "	—	—	—	—	—	4,138	2,817	3,200	1,587	1,426
Mauritius "	—	—	—	—	—	3,822	5,754	3,944	3,000	2,943
Natal "	—	—	—	—	—	19,592	13,078	9,190	9,601	6,616
United States "	—	—	—	—	—	5,761	4,860	3,920	6,277	3,313
Aden "	—	—	—	—	—	1,737	3,523	2,230	2,029	2,001
Arabia "	—	—	—	—	—	1,073	2,338	1,271	3,237	1,075
Ceylon "	—	—	—	—	—	12,672	12,379	10,770	15,363	12,558
China, Hong-Kong "	—	—	—	—	—	1,199	934	720	1,050	2,116
Straits Settlements "	—	—	—	—	—	3,010	3,473	7,365	3,500	11,004
Turkey in Asia "	—	—	—	—	—	637	941	2,231	1,734	2,340
Australia "	—	—	—	—	—	2,366	1,572	904	1,536	2,113
Other Countries "	—	—	—	—	—	4,745	6,123	9,773	3,901	11,502
	—	—	—	—	—	105,727	105,705	93,945	96,893	99,239
Boots and Shoes:										
Egypt Pairs.	40,325	43,000	49,441	43,888	51,323	13,673	13,978	16,577	14,831	13,221
Africa, East, British "	15,233	15,321	19,570	16,474	17,733	2,117	2,207	2,264	1,315	1,430
Cape Colony "	60,122	97	736	4,650	1,800	13,180	23	220	2,314	953
Mauritius "	57,745	100,553	47,629	23,955	24,408	4,017	6,620	2,996	2,697	2,232
Natal "	36,740	41,478	9,532	10,217	820	24,463	9,960	3,050	3,291	95
Aden "	16,501	19,663	12,440	3,672	9,123	1,376	1,901	983	739	1,127
Ceylon "	7,872	3,424	4,363	5,254	3,164	1,932	671	325	1,253	676
Straits Settlements "	7,501	10,673	7,640	9,621	14,014	1,345	2,798	2,213	2,463	3,921
Other Countries "	27,374	20,661	10,713	24,370	19,957	2,437	2,774	2,160	3,143	2,573
	319,368	255,373	168,064	147,301	145,345	70,604	40,932	31,302	32,576	31,333
TOTAL, Apparel						176,331	146,637	123,247	129,460	130,502
Art, Works of:										
United Kingdom "	—	—	—	—	—	10,343	9,652	6,996	5,630	5,763
Ceylon "	—	—	—	—	—	7,150	1,019	775	612	379
Other Countries "	—	—	—	—	—	3,570	3,180	3,291	2,392	2,901
	—	—	—	—	—	21,578	13,851	10,064	8,634	8,943

EXPORTS of PRINCIPAL ARTICLES of INDIAN PRODUCE and MANUFACTURES, distinguishing PRINCIPAL COUNTRIES to which exported—continued.

ARTICLES AND COUNTRIES.	QUANTITIES.					VALUE.				
	1902-3.	1903-4.	1904-5.	1905-6.	1906-7.	1902-3.	1903-4.	1904-5.	1905-6.	1906-7.
VII.—ARTICLES MANUFACTURED AND PARTLY MANUFACTURED—cont.										
Books and Printed Matter (including Maps and Charts):						£	£	£	£	£
United Kingdom - - - - - Cwt.	325	292	332	407	520	3,826	3,234	3,490	5,176	5,389
Ceylon - - - - - " "	169	114	229	197	104	1,310	722	853	1,093	622
Persia - - - - - " "	534	372	441	457	562	4,192	2,691	3,564	2,964	4,735
Straits Settlements - - - - - " "	3,154	3,246	3,674	4,070	2,543	12,553	12,487	13,838	16,068	10,135
Other Countries - - - - - " "	357	987	1,149	1,043	1,036	5,876	6,493	7,618	6,605	6,711
	5,039	5,011	5,325	6,174	4,334	27,766	25,527	29,369	31,906	27,792
Building and Engineering Materials:										
Bricks and Tiles:										
Ceylon - - - - - No.	3,695,200	2,296,559	2,071,334	2,702,105	2,035,192	8,939	5,621	5,232	6,836	5,423
Other Countries - - - - - " "	162,460	439,199	509,104	634,999	457,933	647	1,869	2,011	2,332	1,460
	3,857,720	2,735,758	2,580,938	3,447,104	2,493,125	9,586	7,510	7,243	9,168	6,883
Other Sorts - - - - -						3,049	7,677	6,588	5,187	3,310
TOTAL, Building, &c., Materials						13,285	16,167	13,831	14,356	10,193
Cabinet-Ware and Furniture:										
United Kingdom - - - - -	-	-	-	-	-	10,871	9,887	10,732	11,978	15,365
Africa, East, British - - - - -	-	-	-	-	-	2,330	2,093	3,707	2,303	2,650
United States - - - - -	-	-	-	-	-	1,255	991	467	1,530	328
Arabia - - - - -	-	-	-	-	-	1,907	900	931	781	1,738
Ceylon - - - - -	-	-	-	-	-	1,014	888	1,641	1,197	1,166
Other Countries - - - - -	-	-	-	-	-	3,245	3,682	9,219	9,957	11,995
	-	-	-	-	-	25,731	24,393	26,097	27,741	33,242
Candles:										
Africa, East, Portuguese - - - - - Lb.	200	4,196	29,334	234,797	309,238	3	75	575	4,400	7,472
Cape Colony - - - - - " "	92,500	63,750	72,385	140,130	117,500	1,350	1,350	1,350	2,630	2,193
Ceylon - - - - - " "	23,427	41,041	52,109	73,663	85,770	455	307	973	1,365	1,604
China, Hong-Kong - - - - - " "	233,916	450,310	723,760	451,659	123,780	5,222	8,033	13,833	7,507	2,390
Treaty Ports - - - - - " "	168,092	162,295	741,030	369,523	403,363	3,378	3,304	12,303	6,332	7,498
French Indo-China - - - - - " "	0	0	4,750	63,775	220,320	0	0	89	1,234	4,124
Japan - - - - - " "	61,340	30,030	236,405	39,005	13,750	946	561	4,412	662	257
Korea - - - - - " "	30,125	193,000	25,000	90,000	62,530	502	3,246	467	1,630	1,168
Persia - - - - - " "	83,710	206,324	133,780	211,917	191,974	1,767	4,135	2,569	3,873	3,484
Philippines - - - - - " "	0	6,147	20	275,000	681,443	0	109	0	5,133	12,744
Siam - - - - - " "	41,755	45,145	89,302	117,770	364,480	771	819	1,608	2,188	6,330
Straits Settlements - - - - - " "	360,521	640,873	539,927	1,084,779	1,098,343	7,452	12,333	10,032	19,302	20,414
Australia - - - - - " "	212,000	645,500	345,305	1,903,076	762,365	4,145	12,622	6,762	35,292	14,195
New Zealand - - - - - " "	63,025	541,325	296,455	835,525	330,245	1,065	10,459	4,974	15,412	6,169
Other Countries - - - - - " "	39,404	53,254	87,590	112,323	235,487	802	1,015	1,604	2,133	4,213
	1,475,215	3,084,790	3,352,652	6,009,241	5,094,038	29,458	60,363	63,210	110,243	94,730
Coir (excluding Rope):										
United Kingdom - - - - - Cwt.	174,499	198,748	185,392	184,765	158,041	111,093	123,607	118,163	117,946	101,801
Belgium - - - - - " "	42,384	42,750	44,130	52,523	46,127	34,854	29,396	31,606	34,854	30,994
France - - - - - " "	33,464	32,975	44,107	41,202	49,720	25,671	21,946	29,392	27,169	32,907
Germany - - - - - " "	129,321	130,932	160,474	160,370	183,969	90,644	89,392	110,600	107,976	125,641
Holland - - - - - " "	20,883	27,120	29,290	33,156	51,382	14,551	19,242	20,977	26,418	36,037
Italy - - - - - " "	5,839	7,665	3,743	9,372	11,103	3,995	5,374	5,956	6,714	7,945
Portugal - - - - - " "	1,200	0	3,735	15,745	14,043	800	0	2,650	10,515	9,363
United States - - - - - " "	20,119	28,954	15,611	19,362	15,486	15,940	21,654	13,473	14,366	11,321
Arabia - - - - - " "	2,357	3,297	4,256	5,091	4,403	1,127	1,503	1,896	2,337	2,078
Ceylon - - - - - " "	904	631	3,726	3,957	27	330	299	2,539	2,315	22
Turkey in Asia - - - - - " "	5,595	3,381	3,891	2,254	2,360	2,513	1,690	1,800	1,127	1,233
Australia - - - - - " "	1,122	110	776	886	3,628	1,165	163	1,028	923	4,233
Other Countries - - - - - " "	7,643	6,292	6,770	10,305	13,346	7,140	4,989	4,791	7,908	10,541
	451,330	483,355	510,901	544,488	550,339	305,090	319,341	344,380	361,118	373,351
 Cordage and Rope of Vegetable Fibre (excluding Jute):										
United Kingdom - - - - - Cwt.	6,642	8,087	3,515	7,025	5,001	4,755	5,375	2,336	4,732	3,247
Cape Colony - - - - - " "	8,433	4,833	2,921	2,090	3,447	8,093	4,378	2,625	2,032	3,440
Mauritius - - - - - " "	1,146	1,621	1,467	1,278	1,386	1,440	2,321	2,242	1,905	2,075
Aden - - - - - " "	1,510	2,218	1,921	1,957	3,164	1,326	1,636	1,276	1,470	2,098
Arabia - - - - - " "	2,471	2,002	3,639	5,033	5,733	1,334	1,093	1,806	2,755	3,021
Ceylon - - - - - " "	1,723	1,501	1,419	1,368	1,291	2,893	1,267	2,305	2,224	2,391
Siam - - - - - " "	1,905	1,933	2,536	2,233	3,133	1,742	2,006	2,776	2,114	3,209
Straits Settlements - - - - - " "	10,062	11,704	11,351	14,371	14,033	12,594	13,243	12,520	16,788	17,477
Turkey in Asia - - - - - " "	8,801	4,194	3,695	1,735	2,250	4,127	2,119	2,006	1,033	1,230
Australia - - - - - " "	1,030	1,134	1,237	1,163	1,546	1,124	1,251	1,235	1,145	1,734
Other Countries - - - - - " "	8,675	6,419	7,894	3,591	9,049	6,363	5,373	6,375	7,053	6,090
	52,128	45,726	41,326	46,897	50,143	46,406	41,297	37,301	43,291	46,916

EXPORTS of PRINCIPAL ARTICLES of INDIAN PRODUCE and MANUFACTURES, distinguishing PRINCIPAL COUNTRIES to which exported—continued.

ARTICLES AND COUNTRIES.	QUANTITIES.					VALUE.				
	1902-3.	1903-4.	1904-5.	1905-6.	1906-7.	1902-3.	1903-4.	1904-5.	1905-6.	1906-7.
VII.—ARTICLES MANUFACTURED AND PARTLY MANUFACTURED—cont.										
Hides and Skins, dressed or tanned:										
Hides:						£	£	£	£	£
United Kingdom Cwt.	103,665	96,784	113,750	189,208	202,112	401,828	336,617	504,844	969,025	1,065,891
Germany "	63	6	415	883	1,508	235	21	1,018	1,837	6,555
Egypt "	1,206	1,075	994	1,540	1,393	4,730	4,312	3,096	6,116	5,764
United States "	2,320	3,415	5,632	8,485	13,957	9,672	12,749	23,389	44,967	71,029
Aden "	207	134	131	103	157	1,004	1,000	679	579	789
Ceylon "	120	752	14	8	0	504	8,044	85	29	0
Japan "	22	0	1,066	256	0	78	0	5,022	985	0
Straits Settlements "	13	23	1,103	1,568	219	72	169	4,008	4,396	431
Other Countries "	263	341	285	453	509	973	1,820	1,589	2,061	2,630
	107,879	102,925	128,890	201,982	219,856	418,994	400,732	550,137	1,032,005	1,153,080
Skins:										
Goat Skins:*										
United Kingdom Cwt.	—	—	—	64,220	69,456	—	—	—	730,251	899,532
Belgium "	—	—	—	554	396	—	—	—	7,446	6,927
United States "	—	—	—	8,263	13,280	—	—	—	39,742	122,193
Japan "	—	—	—	130	430	—	—	—	1,432	4,899
Other Countries "	—	—	—	458	330	—	—	—	8,242	3,334
	—	—	—	73,366	83,892	—	—	—	882,118	1,035,705
Sheep Skins:*										
United Kingdom Cwt.	—	—	—	89,900	42,450	—	—	—	881,707	546,409
United States "	—	—	—	12,383	18,894	—	—	—	94,065	138,644
Ceylon "	—	—	—	493	116	—	—	—	4,427	860
Japan "	—	—	—	2,574	3,192	—	—	—	21,865	28,690
Straits Settlements "	—	—	—	5,512	2,881	—	—	—	41,498	31,739
Other Countries "	—	—	—	191	396	—	—	—	1,687	4,624
	—	—	—	61,007	61,919	—	—	—	547,392	750,945
Other Skins:*										
United Kingdom Cwt.	—	—	—	3,791	4,644	—	—	—	23,443	27,599
Australia "	—	—	—	460	0	—	—	—	3,433	0
Other Countries "	—	—	—	4	10	—	—	—	68	165
	—	—	—	4,255	4,654	—	—	—	26,944	27,764
Total Skins:										
United Kingdom Cwt.	123,642	136,431	110,540	107,926	116,550	1,281,981	1,425,729	1,102,757	1,185,461	1,473,050
Belgium "	0	513	525	590	481	0	7,444	7,785	7,903	7,037
France "	532	1,769	19	194	137	4,925	19,001	174	929	1,092
United States "	18,551	17,981	20,324	20,661	27,174	175,278	161,709	184,064	180,400	260,808
Ceylon "	364	560	449	564	127	3,253	5,322	4,656	5,568	943
Japan "	1,943	1,784	1,635	2,704	2,622	15,589	15,472	18,747	28,288	33,300
Straits Settlements "	4,160	2,969	4,425	5,002	3,010	31,014	19,994	33,125	42,201	38,042
Other Countries "	107	162	1,247	667	364	1,090	1,424	4,350	5,199	4,482
	149,299	161,969	139,214	138,893	150,465	1,513,130	1,659,185	1,251,003	1,406,949	1,814,414
TOTAL, Hides and Skins "	257,178	204,494	262,604	340,880	370,320	1,032,124	2,065,917	1,901,145	2,439,954	2,967,593
Jewellery and Plate:										
Jewellery:										
United Kingdom "	—	—	—	—	—	71,836	3,701	5,117	1,435	12,004
France "	—	—	—	—	—	20,297	689	0	17	0
Straits Settlements "	—	—	—	—	—	206	90	313	136	5,340
Other Countries "	—	—	—	—	—	2,070	2,397	614	1,780	971
	—	—	—	—	—	94,459	6,877	6,044	8,367	18,916
Plate:										
United Kingdom "	—	—	—	—	—	5,210	3,424	7,070	5,465	6,308
Other Countries "	—	—	—	—	—	5,359	4,264	4,944	4,413	5,197
	—	—	—	—	—	10,569	7,688	12,014	9,878	11,505
TOTAL, Jewellery and Plate "	—	—	—	—	—	105,028	14,565	18,058	18,245	30,420
Lac:										
Button:										
United Kingdom Cwt.	26,850	39,655	22,429	26,768	22,544	110,525	255,402	160,880	189,821	181,564
Austria-Hungary "	103	110	103	330	479	542	600	732	2,250	3,709
France "	242	429	1,138	1,033	913	1,025	2,588	8,907	7,073	6,717
Germany "	7,665	5,632	2,439	4,839	3,263	30,317	32,795	16,672	33,152	25,175
Holland "	385	165	54	68	121	1,850	850	525	596	770
United States "	204	4,236	7,608	8,565	9,327	930	34,186	60,728	60,833	74,593
Australia "	390	171	238	212	373	1,732	1,504	2,014	1,710	2,967
Other Countries "	18	152	177	33	97	114	1,135	1,496	246	849
	35,805	50,500	34,276	41,851	37,117	156,035	329,060	253,932	296,080	296,394
Shell:										
United Kingdom Cwt.	31,558	73,269	78,976	51,699	43,637	430,298	615,367	735,602	419,529	405,712
Austria-Hungary "	2,491	2,222	3,407	3,658	4,679	15,962	15,913	23,450	23,244	42,514
Belgium "	253	513	111	399	170	1,393	3,746	1,200	2,783	1,620
France "	4,752	6,024	6,402	9,090	4,490	26,080	47,613	53,129	70,848	42,012
Germany "	16,801	19,590	19,686	31,110	32,222	87,339	154,443	169,684	247,966	302,747
Holland "	3,736	3,234	3,902	6,163	5,172	21,335	25,045	29,990	46,094	55,034
Italy "	1,357	651	1,351	1,541	2,146	7,235	5,236	16,339	11,745	20,943
United States "	81,817	70,677	74,343	110,550	109,047	444,747	563,386	654,047	903,071	1,026,003
China, Hong-Kong "	981	576	1,315	1,190	1,161	5,442	4,719	12,940	9,471	10,457
Japan "	524	336	1,401	816	842	2,863	3,471	13,290	6,639	9,309
Straits Settlements "	441	336	316	253	319	2,252	2,369	3,044	2,003	3,311
Australia "	769	722	910	764	823	4,093	6,190	7,323	5,843	7,501
New Zealand "	110	97	135	174	157	606	739	1,452	1,483	1,634
Other Countries "	192	197	840	250	308	996	1,607	2,302	1,891	2,851
	105,787	178,497	193,305	217,593	205,478	1,048,991	1,455,304	1,724,247	1,793,535	1,931,708
Other Sorts "	2	240	1,398	8,907	11,498	3,022	2,103	3,022	8,432	19,336
TOTAL, Lac "	231,594	229,237	228,076	293,441	254,038	1,205,030	1,788,647	1,988,201	2,099,103	2,247,433

* From April, 1905.

EXPORTS OF PRINCIPAL ARTICLES OF INDIAN PRODUCE AND MANUFACTURES, distinguishing
PRINCIPAL COUNTRIES to which exported—concluded.

ARTICLES AND COUNTRIES.	QUANTITIES.					VALUE.				
	1902-3.	1903-4.	1904-5.	1905-6.	1906-7.	1902-3.	1903-4.	1904-5.	1905-6.	1906-7.
VII.—ARTICLES MANUFACTURED AND PARTLY MANUFACTURED—cont										
Leather:										
Unwrought:										
United Kingdom Cwt.	562	16	5	1,145	1,776	2,011	40	31	9,358	6,747
Straits Settlements "	242	218	248	669	324	2,695	2,849	3,140	5,061	3,717
Other Countries "	263	502	307	839	330	1,773	3,165	1,662	3,185	2,734
	1,067	737	560	2,303	2,430	6,479	5,994	4,833	17,594	13,194
Saddlery and Harness:										
Natal	—	—	—	—	—	1,210	2,098	27	17	34
Straits Settlements	—	—	—	—	—	1,050	1,262	1,325	903	319
Other Countries	—	—	—	—	—	2,484	1,156	1,176	1,441	1,317
	—	—	—	—	—	4,750	5,416	2,523	2,363	1,670
Other Sorts	—	—	—	—	—	11,064	8,541	8,218	7,246	2,575
TOTAL, Leather	—	—	—	—	—	22,313	19,951	15,579	27,206	17,539
Paints and Colours:										
United Kingdom Cwt.	35,978	25,197	39,508	24,765	30,330	14,650	9,807	14,077	8,669	10,483
Other Countries "	4,313	2,865	5,505	14,510	9,926	2,721	1,949	2,641	6,209	4,013
	40,291	28,062	45,003	39,275	40,376	17,371	11,756	17,318	14,968	15,096
Perfumery:										
Egypt	—	—	—	—	—	1,200	500	409	2,263	3,429
Straits Settlements	—	—	—	—	—	2,247	2,055	1,766	2,249	2,402
Other Countries	—	—	—	—	—	4,020	6,189	6,646	6,184	5,232
	—	—	—	—	—	7,527	8,794	8,821	10,721	11,063
Toys and Requisites for Games:										
United Kingdom	—	—	—	—	—	12,868	11,401	9,998	12,643	10,015
Other Countries	—	—	—	—	—	7,902	7,594	8,938	7,764	6,977
	—	—	—	—	—	20,670	18,995	18,936	20,412	16,992
Wood:										
United Kingdom	—	—	—	—	—	3,452	2,015	2,195	1,978	2,965
United States	—	—	—	—	—	309	1,663	2,089	1,144	400
Mauritius	—	—	—	—	—	13,208	7,127	16,160	13,864	23,566
Ceylon	—	—	—	—	—	13,035	8,022	10,093	8,751	11,170
Straits Settlements	—	—	—	—	—	1,036	1,129	1,027	1,367	829
Other Countries	—	—	—	—	—	5,156	5,602	7,214	5,323	5,031
	—	—	—	—	—	30,236	29,456	38,781	32,932	43,991
Articles (not specified) exported by Post:										
United Kingdom	—	—	—	—	—	177,041	153,347	170,785	177,047	170,058
France	—	—	—	—	—	3,402	8,656	4,613	10,787	6,971
Italy	—	—	—	—	—	14,981	15,837	17,110	17,883	24,682
Egypt	—	—	—	—	—	5,790	5,123	4,893	5,132	5,090
Africa, East, British	—	—	—	—	—	6,093	5,238	4,854	4,292	6,553
Aden	—	—	—	—	—	16,919	24,008	24,161	24,200	13,493
Ceylon	—	—	—	—	—	0	0	0	0	27,381
China, Hong Kong	—	—	—	—	—	3,319	4,754	6,327	8,385	7,455
Straits Settlements	—	—	—	—	—	4,056	7,466	4,808	4,512	10,981
Turkey in Asia	—	—	—	—	—	20,420	16,852	15,534	27,382	27,554
Other Countries	—	—	—	—	—	3,503	4,281	4,250	6,485	8,573
	—	—	—	—	—	257,419	246,567	257,883	286,555	313,796
Other Articles	—	—	—	—	—	45,334	49,404	42,738	40,444	49,576
TOTAL, Articles Manufactured and Partly Manufactured	—	—	—	—	—	17,211,202	18,429,530	19,547,775	23,782,988	25,297,609
TOTAL Exports of Indian Merchandise	—	—	—	—	—	83,919,801	90,755,507	102,760,848	105,450,492	115,388,249

QUANTITY and VALUE of IMPORTS of GOVERNMENT STORES into BRITISH INDIA.

ARTICLES.	1902-3		1903-4.		1904-5.		1905-6.		1906-7.	
	Quantity.	Value.	Quantity.	Value.	Quantity.	Value.	Quantity.	Value.	Quantity.	Value.
APPAREL (including boots and shoes, uniforms, &c., but excluding hosiery):		£		£		£		£		£
United Kingdom	—	31,903	—	37,840	—	32,790	—	110,667	—	36,584
Other Countries	—	567	—	21,027	—	9,470	—	509	—	95
	—	32,470	—	58,867	—	42,260	—	111,176	—	36,679
ARMS, AMMUNITION, AND MILITARY STORES:										
United Kingdom	—	676,566	—	580,123	—	589,113	—	307,193	—	793,435
Other Countries	—	9,643	—	3,814	—	25,753	—	5,225	—	631
	—	686,209	—	583,937	—	614,866	—	312,418	—	794,066
BOOKS AND PRINTED MATTER (including maps, charts, &c.):										
United Kingdom	—	33,595	—	106,377	—	39,197	—	55,173	—	57,182
Other Countries	—	134	—	126	—	200	—	400	—	164
	—	33,729	—	106,503	—	39,397	—	55,573	—	57,346
BUILDING AND ENGINEERING MATERIALS:										
United Kingdom	—	10,757	—	12,850	—	27,436	—	15,268	—	27,178
Other Countries	—	0	—	0	—	220	—	0	—	0
	—	10,757	—	12,850	—	27,656	—	15,268	—	27,178
CARRIAGES AND CARTS:										
United Kingdom	—	6,496	—	19,238	—	13,098	—	6,726	—	02,180
Other Countries	—	0	—	434	—	296	—	0	—	220
	—	6,496	—	19,672	—	13,394	—	6,726	—	02,400
CHEMICALS, DRUGS, etc.:										
United Kingdom	—	36,253	—	51,264	—	40,904	—	45,862	—	38,046
Other Countries	—	271	—	917	—	16,725	—	11,741	—	329
	—	36,524	—	52,181	—	57,629	—	57,623	—	38,375
COAL (including coke and patent fuel):	Tons.		Tons.		Tons.		Tons.		Tons.	
United Kingdom	30,812	44,311	26,789	32,611	22,732	32,761	6,976	7,872	5,083	5,833
Other Countries	302	259	0	0	80	80	0	0	0	0
	31,114	44,570	26,789	32,611	22,812	32,841	6,976	7,872	5,083	5,833
COTTON MANUFACTURES (including yarn):										
Piece Goods:	Yds.		Yds.		Yds.		Yds.		Yds.	
United Kingdom	1,061,116	28,079	2,508,720	55,343	1,460,090	36,661	1,310,114	27,085	2,568,074	58,742
Other sorts:										
United Kingdom	—	5,088	—	8,133	—	21,331	—	16,221	—	4,218
	—	33,167	—	63,476	—	57,992	—	43,306	—	62,960
EARTHENWARE AND PORCELAIN:										
United Kingdom	—	4,457	—	3,072	—	1,856	—	5,368	—	5,561
Other Countries	—	0	—	0	—	175	—	297	—	866
	—	4,457	—	3,072	—	2,031	—	5,665	—	6,427
FLAX MANUFACTURES (including Yarn):										
United Kingdom	—	17,574	—	24,381	—	30,251	—	89,771	—	33,382
GLASS AND GLASSWARE:										
United Kingdom	—	10,337	—	13,037	—	10,940	—	15,414	—	10,758
Other Countries	—	159	—	50	—	13	—	89	—	21
	—	10,496	—	13,087	—	10,953	—	15,503	—	10,779
HARDWARE AND CUTLERY:										
United Kingdom	—	186,098	—	185,930	—	192,744	—	285,582	—	199,409
Other Countries	—	1,340	—	1,005	—	511	—	1,146	—	234
	—	187,438	—	186,935	—	193,255	—	286,728	—	199,643

QUANTITY and VALUE of IMPORTS of GOVERNMENT STORES into BRITISH INDIA—continued.

ARTICLES.	1902-3.		1903-4.		1904-5.		1905-6.		1906-7.	
	Quantity.	Value.	Quantity.	Value.	Quantity.	Value.	Quantity.	Value.	Quantity.	Value.
INSTRUMENTS AND APPARATUS:		£		£		£		£		£
United Kingdom	—	69,281	—	84,530	—	65,075	—	115,065	—	93,297
Other Countries	—	853	—	1,112	—	2,735	—	847	—	1,024
	—	70,134	—	85,642	—	67,810	—	115,912	—	94,321
LEATHER:										
United Kingdom	—	5,201	—	8,821	—	8,700	—	2,664	—	3,040
MACHINERY AND MILLWORK:										
United Kingdom	—	194,555	—	194,214	—	228,943	—	196,146	—	219,652
Other Countries	—	5,694	—	921	—	3,248	—	2,043	—	982
	—	200,249	—	195,135	—	230,191	—	198,189	—	220,634
METALS:	Cwt.		Cwt.		Cwt.		Cwt.		Cwt.	
United Kingdom	781,355	390,201	794,887	419,161	630,066	390,176	927,898	571,727	760,003	600,782
Australia	0	0	0	0	0	0	30,232	108,061	31,649	125,615
Other Countries	3,385	1,184	1,293	695	130	110	710	1,165	8,162	30,160
	784,740	391,385	796,180	419,856	630,196	390,286	958,840	680,953	799,814	756,557
PAPER AND PASTEBOARD:										
United Kingdom	—	49,614	—	50,104	—	30,713	—	26,979	—	34,185
Other Countries	—	11	—	1	—	6	—	15	—	100
	—	49,625	—	50,105	—	30,719	—	26,994	—	34,285
PRINTING AND LITHOGRAPHING MATERIALS:										
United Kingdom	—	3,970	—	9,642	—	4,900	—	8,405	—	7,430
Other Countries	—	2	—	0	—	3	—	0	—	13
	—	3,972	—	9,642	—	4,903	—	8,405	—	7,443
RAILWAY PLANT AND ROLLING STOCK:										
Locomotives, Carriages, Trucks, &c.:										
United Kingdom	—	1,638,266	—	1,522,933	—	1,384,835	—	1,610,554	—	1,759,309
Austria-Hungary	—	9,515	—	12,759	—	0	—	0	—	0
Belgium	—	39,679	—	5,005	—	4,955	—	36,336	—	17,191
Germany	—	9,646	—	188,014	—	0	—	0	—	0
United States	—	16,160	—	0	—	0	—	0	—	0
Other Countries	—	1,573	—	232	—	2,454	—	0	—	1,233
Materials for Construction:										
United Kingdom	—	772,716	—	1,005,047	—	1,261,122	—	1,426,074	—	911,268
Australia	—	9,697	—	89,349	—	119,689	—	309,769	—	199,722
United States	—	0	—	0	—	30,641	—	25,879	—	0
Other Countries	—	1,763	—	0	—	147	—	2,243	—	959
	—	2,499,015	—	2,823,359	—	2,803,843	—	3,410,855	—	2,889,682
SHIPS, PARTS OF:										
United Kingdom	—	1,337	—	4,666	—	1,272	—	5,216	—	4,157
STATIONERY (excluding paper):										
United Kingdom	—	19,869	—	39,545	—	26,717	—	28,644	—	21,703
Other Countries	—	716	—	81	—	74	—	43	—	268
	—	20,585	—	39,626	—	26,791	—	28,687	—	21,971
TELEGRAPH MATERIALS:										
United Kingdom	—	73,691	—	80,321	—	98,236	—	91,188	—	185,791
Other Countries	—	186	—	331	—	426	—	102	—	281
	—	73,877	—	80,652	—	98,662	—	91,290	—	186,072

QUANTITY and VALUE of IMPORTS of GOVERNMENT STORES into BRITISH INDIA—concluded.

ARTICLES.	1902-3.		1903-4.		1904-5.		1905-6.		1906-7.	
	Quantity.	Value.	Quantity.	Value.	Quantity.	Value.	Quantity.	Value.	Quantity.	Value.
WOOL, MANUFACTURES OF:		£		£		£		£		£
Piece Goods:	Yds.		Yds.		Yds.		Yds.		Yds.	
United Kingdom	650,852	64,881	778,124	77,888	680,978	65,807	649,955	79,617	816,999	110,795
Other Countries	0	0	10,620	368	1,620	165	220	18	311	13
Other sorts:	Lb.		Lb.		Lb.		Lb.		Lb.	
United Kingdom	32,314	1,531	24,069	1,522	21,498	1,182	52,013	4,168	13,280	1,279
	—	66,412	—	79,778	—	67,154	—	83,803	—	112,087
ALL OTHER ARTICLES (mainly manufactured):										
United Kingdom	—	182,143	—	199,358	—	219,198	—	254,811	—	263,296
Other Countries	—	26,178	—	25,108	—	84,251	—	104,373	—	27,797
	—	208,321	—	224,466	—	303,449	—	359,184	—	291,093
TOTAL IMPORTS OF GOVERNMENT STORES:										
United Kingdom	—	4,552,274	—	4,827,941	—	4,853,958	—	5,409,490	—	5,548,492
Other Countries	—	135,230	—	351,379	—	302,347	—	610,301	—	407,918
Grand Total	—	4,687,504	—	5,179,320	—	5,156,305	—	6,019,781	—	5,956,410

No. 15.

QUANTITY and VALUE of EXPORTS (Indian and Foreign) of GOVERNMENT STORES from BRITISH INDIA.

ARTICLES.	1902-3.		1903-4.		1904-5.		1905-6.		1906-	
	Quantity.	Value.	Quantity.	Value.	Quantity.	Value.	Quantity.	Value.	Quantity.	Value.
APPAREL:		£		£		£		£		£
United Kingdom	—	2,226	—	6,727	—	7,005	—	945	—	1,430
Other Countries	—	78,291	—	33,316	—	21,834	—	7,057	—	8,165
	—	80,517	—	40,043	—	28,839	—	8,002	—	9,595
ARMS AND AMMUNITION:										
United Kingdom	—	6,171	—	5,541	—	1,596	—	147	—	2,149
Other Countries	—	32,622	—	22,886	—	10,783	—	11,472	—	6,117
	—	38,793	—	28,427	—	12,379	—	11,619	—	8,266
BOOKS AND PRINTED MATTER (including Maps and Charts):										
United Kingdom	—	3,366	—	2,339	—	2,351	—	3,120	—	2,562
Other Countries	—	479	—	229	—	260	—	204	—	441
	—	3,865	—	2,568	—	2,611	—	3,324	—	3,003
CHEMICALS, DRUGS, MEDICINES, AND NARCOTICS:										
United Kingdom	—	917	—	1,274	—	945	—	1,316	—	1,534
Other Countries	—	1,689	—	1,223	—	2,081	—	2,007	—	1,681
	—	2,606	—	2,497	—	3,026	—	3,323	—	3,215
METALS:										
United Kingdom	—	0	—	0	—	23	—	0	—	0
Other Countries	—	6,865	—	13,150	—	8,441	—	4,902	—	3,931
	—	6,865	—	13,150	—	8,464	—	4,902	—	3,931
ALL OTHER ARTICLES (mainly Manufactured):										
United Kingdom	—	7,419	—	8,870	—	16,734	—	7,374	—	6,215
Other Countries	—	247,425	—	276,163	—	66,419	—	39,848	—	37,715
	—	254,844	—	285,033	—	83,155	—	47,222	—	43,930
TOTAL EXPORTS OF GOVERNMENT STORES:										
United Kingdom	—	20,119	—	24,751	—	28,654	—	12,902	—	13,890
Other Countries	—	367,371	—	346,967	—	109,818	—	65,490	—	58,050
Grand Total	—	387,490	—	371,718	—	138,472	—	78,392	—	71,940

TRADE with PRINCIPAL COUNTRIES, distinguishing PRINCIPAL ARTICLES; QUANTITIES.

ARTICLES.	1902-3.	1903-4.	1904-5.	1905-6.	1906-7.
UNITED KINGDOM.					
Imports therefrom :					
Apparel (including Boots and Shoes)	—	—	—	—	—
Arms, Ammunition, &c.	—	—	—	—	—
Books and Printed Matter Cwt.	23,012	31,737	28,856	19,541	19,590
Building and Engineering Materials :					
Cement Cwt.	458,634	627,584	975,556	1,435,323	1,466,973
Other Sorts	—	—	—	—	—
Cabinet-ware and Furniture	—	—	—	—	—
Candles	1,770,873	2,096,393	1,942,244	2,264,801	1,643,290
Caoutchouc, Manufactures of	—	—	—	—	—
Carriages and Carts	—	—	—	—	—
Chemicals	—	—	—	—	—
Coal and Coke Tons	180,092	135,685	177,129	137,725	222,075
Cotton :					
Raw Cwt.	20,086	7,423	141,032	123,898	81,829
Twist and Yarn Lb.	31,952,390	25,852,453	28,021,351	42,800,971	35,207,382
Piece Goods : Grey (unbleached) Yds.	1,273,061,613	1,077,217,159	1,205,192,339	1,337,011,655	1,289,337,250
White (bleached)	382,735,462	458,362,175	574,510,174	561,847,524	486,322,004
Coloured, printed, or dyed	415,457,985	461,684,969	471,529,846	516,315,903	500,443,920
Handkerchiefs and Shawls No.	11,004,600	17,305,847	13,235,388	17,672,684	24,997,699
Sewing Thread Lb.	1,019,458	939,440	981,383	1,020,616	1,008,329
Other Manufactures	—	—	—	—	—
Drugs and Medicines	—	—	—	—	—
Dyes, &c. : Aniline and Alizarine Lb.	423,218	614,736	767,945	1,238,939	705,464
Other Sorts Cwt.	3,035	1,226	1,315	2,469	2,881
Earthenware and Porcelain	—	—	—	—	—
Flax Manufactures	—	—	—	—	—
Glass and Glassware	—	—	—	—	—
Hardware and Cutlery	—	—	—	—	—
Hides and Skins, raw, dressed and tanned Cwt.	3,220	2,432	2,462	2,481	2,636
Instruments, Apparatus and Appliances	—	—	—	—	—
Ivory, and Manufactures of	—	—	—	—	—
Jewellery, &c.	—	—	—	—	—
Jute Manufactures (chiefly Canvas)	—	—	—	—	—
Leather, Saddlery and Harness, &c.	—	—	—	—	—
Liquors : Ale, &c. Gals.	3,587,053	3,786,214	4,303,910	4,571,281	4,516,340
Spirits "	755,304	774,530	761,452	827,511	766,686
Wines "	183,604	166,584	156,649	171,028	150,899
Machinery and Millwork	—	—	—	—	—
Metals : Copper Cwt.	286,457	293,595	314,039	191,138	134,387
German Silver "	8,262	10,626	10,937	11,934	9,162
Iron "	2,739,235	3,448,785	4,000,044	3,524,421	4,216,205
Lead "	105,577	119,141	118,548	110,045	76,230
Steel "	1,262,264	1,861,225	1,660,429	2,097,851	2,469,842
Zinc "	76,596	76,239	59,318	52,138	64,538
Other "	12,989	15,086	23,373	31,942	27,890
Oils : Mineral Gals.	2,137,270	2,486,849	2,517,755	2,295,219	1,854,360
Vegetable, Animal, &c. "	589,248	619,688	672,204	784,390	959,161
Oil-cloth and Floor-cloth Sq. Yds.	779,394	637,969	877,590	1,109,932	1,017,371
Paints, Colours, &c.	—	—	—	—	—
Paper, Pasteboard, &c.	—	—	—	—	—
Pitch, Tar, and Dammer Cwt.	132,250	164,258	183,241	201,221	227,248
Printing and Lithographing Materials	—	—	—	—	—
Provisions	—	—	—	—	—
Railway Plant and Rolling Stock	—	—	—	—	—
Salt Tons	211,138	229,127	247,836	201,530	220,917
Ships, Parts of	—	—	—	—	—
Silk Manufactures	—	—	—	—	—
Soap Cwt.	128,132	155,201	157,868	181,492	175,755
Stationery	—	—	—	—	—
Sugar Cwt.	338,645	665,746	151,830	318,689	227,472
Tea-chests	—	—	—	—	—
Tobacco : Cigarettes Lb.	1,188,194	1,448,405	1,676,147	1,816,780	1,818,057
Other Sorts (chiefly Manufactured) "	1,215,496	1,062,112	967,246	876,679	845,616
Toys and requisites for Games	—	—	—	—	—
Umbrellas No.	1,547,687	1,943,812	1,528,865	1,559,085	1,483,881
Umbrella Fittings	—	—	—	—	—
Wood, and Manufactures of	—	—	—	—	—
Woollen Manufactures	—	—	—	—	—
Other Articles	—	—	—	—	—

TRADE with PRINCIPAL COUNTRIES, distinguishing PRINCIPAL ARTICLES; VALUES.

ARTICLES.	1902-3	1903-4	1904-5	1905-6	1906-7.
UNITED KINGDOM.					
Imports therefrom :	£	£	£	£	£
Apparel : Drapery, &c.	529,879	568,815	587,405	313,313	230,459
Boots and Shoes	130,559	163,976	181,628	197,000	168,637
Haberdashery and Millinery				333,003	351,984
Arms, Ammunition, &c.	146,926	155,512	181,795	140,003	181,925
Books and Printed Matter	165,873	180,198	201,483	205,873	190,373
Building and Engineering Materials : Cement	67,571	90,452	134,317	177,103	180,019
Other sorts	48,811	51,190	50,768	65,772	90,582
Cabinet-ware and Furniture	42,562	42,663	47,397	56,977	56,799
Candles	36,087	43,077	38,366	42,924	32,991
Caoutchouc, Manufactures of	36,397	36,555	39,767	39,871	50,240
Carriages, &c. : Carriages and Carts	208,228	242,605	302,016	142,390	148,317
Cycles				101,561	129,595
Motor Cars and Cycles	*	*	*	170,222	218,201
Chemicals	295,977	315,867	319,181	343,316	360,806
Coal and Coke	230,275	182,299	220,907	173,136	286,995
Cotton :					
Raw	44,327	8,370	306,535	277,617	230,324
Twist and Yarn	1,456,700	1,338,616	1,531,445	2,137,807	2,012,090
Piece Goods : Grey (unbleached)	10,182,064	8,738,939	10,844,540	12,430,209	12,321,978
White (bleached)	3,298,035	4,010,378	5,336,054	5,482,648	4,783,368
Coloured, printed, or dyed	4,064,836	4,914,567	5,532,672	5,705,770	5,829,981
Handkerchiefs and Shawls	80,039	162,365	143,377	206,197	200,484
Thread, Sewing	135,290	133,535	136,906	146,366	151,857
Other Manufactures	132,465	167,220	206,780	268,068	266,696
Drugs and Medicines	215,881	221,369	228,961	231,741	228,143
Dyes, &c. : Aniline and Alizarine	20,171	24,771	27,951	46,350	26,052
Other sorts	12,743	2,830	3,760	6,666	8,131
Earthenware and Porcelain	98,943	106,708	120,311	125,510	134,368
Flax Manufactures	125,657	121,029	131,937	129,036	126,412
Glass and Glassware	118,019	111,948	104,769	112,205	111,811
Hardware and Cutlery :					
Cutlery	51,655	49,385	60,276	59,603	57,724
Agricultural Implements	50,483	46,890	49,941	52,358	67,211
Other Implements and Tools	61,516	62,412	64,255	73,927	86,754
Lampware				52,078	59,626
Sewing Machines	36,983	52,324	48,220	50,616	52,557
Other sorts	728,132	792,123	826,855	750,168	840,916
Hides and Skins, raw, dressed and tanned	52,103	51,426	54,602	60,221	69,883
Instruments, Apparatus, and Appliances	335,848	360,357	392,643	494,476	599,815
Ivory, and Manufactures of	44,029	57,575	45,580	52,880	47,510
Jewellery, &c.	406,589	515,100	227,777	415,726	122,901
Jute Manufactures (chiefly Canvas)	26,703	30,651	35,712	41,384	35,688
Leather, Saddlery and Harness, &c. (excluding Boots and Shoes)	161,179	162,067	152,625	185,872	192,032
Liquors : Ale, &c.	306,602	327,864	351,296	350,908	337,733
Spirits	420,645	431,516	413,869	442,568	398,036
Wines	131,119	113,021	98,542	113,872	97,369
Machinery & Millwork : Steam Engines & Parts	1,055,762	1,168,388	1,248,787	630,031	842,823
Electrical Machinery	*	*	*	143,177	154,265
Mining	*	*	*	48,717	39,665
Textile	*	*	*	1,653,931	1,504,772
Other sorts	748,432	948,129	1,307,474	605,753	1,150,991
Metals : Copper	913,322	947,838	986,288	656,597	592,894
German Silver	45,591	52,499	54,951	50,890	51,149
Iron	1,523,270	1,750,571	2,037,654	1,769,055	2,390,911
Lead	99,441	107,240	110,127	99,987	80,346
Steel	597,232	839,480	721,750	953,578	1,170,735
Zinc	67,609	76,366	65,680	66,374	94,569
Other	61,099	67,417	83,132	135,973	147,370
Oils : Mineral	88,781	100,116	108,603	98,147	86,739
Vegetable, Animal, &c.	66,475	65,983	63,512	64,295	86,202
Oil-cloth and Floorcloth	29,589	24,556	34,341	37,695	39,743
Paints, Colours, &c.	207,542	212,206	227,506	245,214	231,026
Paper, Pasteboard, &c.	171,338	196,440	257,703	269,869	293,754
Pitch, Tar, and Dammer	34,761	45,231	46,947	51,842	58,969
Printing and Lithographing Materials	36,353	41,550	38,403	45,005	49,657
Provisions	505,431	544,297	559,906	609,590	651,537
Railway Plant and Rolling Stock	1,048,289	812,722	838,001	981,122	2,611,752
Salt	206,241	219,270	239,002	190,483	210,635
Ships, Parts of	52,421	182,677	166,082	69,354	27,258
Silk Manufactures	150,436	133,392	113,953	98,207	93,045
Soap	131,769	157,488	161,017	187,989	192,154
Stationery	167,425	180,314	183,128	180,166	193,426
Sugar	262,188	489,727	154,631	275,782	217,694
Tea Chests	76,473	81,529	122,996	113,015	147,470
Tobacco : Cigarettes	94,645	115,603	153,105	188,338	208,061
Other Sorts (chiefly manufactured)	79,259	69,334	68,207	63,398	63,872
Toys and requisites for Games	84,756	92,156	92,669	93,342	92,331
Umbrellas	104,668	137,431	106,820	113,871	113,538
Umbrella Fittings	*	*	*	48,497	83,075
Wood	24,489	38,807	37,737	51,981	31,998
Woollen Manufactures	652,473	946,397	1,153,787	993,858	866,696
Other Articles	731,903	672,331	694,891	785,449	1,084,145
TOTAL	34,855,099	36,706,020	42,021,951	45,825,871	48,198,645

* Not separately distinguished.

TRADE with PRINCIPAL COUNTRIES, distinguishing PRINCIPAL ARTICLES: QUANTITIES—continued.

ARTICLES.	1902-3.	1903-4.	1904-5.	1905-6.	1906-7.
UNITED KINGDOM.					
Exports of Foreign Merchandise :					
Apparel (including Boots and Shoes) - - - - -					
Metals - - - - - Cwt.	16,161	9,151	34,405	28,668	113,315
Provisions - - - - -	2,158	3,114	3,207	1,848	8,857
Wool, Raw - - - - - Lb.	5,137,430	5,091,037	5,121,556	4,888,612	5,200,901
Other Articles - - - - -					
Exports of Indian Produce, &c. :					
Barley - - - - - Cwt.	1	53,110	14,365	13,960	362,966
Bristles and Fibres - - - - - "	8,247	17,943	24,922	30,485	26,630
Caoutchouc, Raw - - - - - "	589	1,077	2,137	3,502	3,702
Chemicals : Saltpetre - - - - - "	120,609	113,929	85,493	69,748	98,803
Coffee - - - - - "	155,501	152,452	187,344	172,884	82,358
Coir and Coir Manufactures - - - - - "	178,687	208,821	190,909	188,638	163,648
Cotton, Raw - - - - - "	371,796	652,183	346,512	373,227	451,718
" Manufactures - - - - -					
Drugs, Medicines, and Narcotics - - - - -					
Dyeing and Tanning Materials :					
Cutch - - - - - Cwt.	50,075	71,518	34,761	32,383	55,836
Indigo - - - - - "	10,497	10,744	10,743	7,749	7,942
Myrabolams - - - - - "	589,473	563,324	631,552	500,928	581,481
Other Sorts - - - - - "	30,157	25,961	21,231	22,552	18,505
Fodder, Bran, and Cattle-Food :					
Oilcake - - - - - "	201,558	169,336	237,603	510,069	334,595
Rice-bran - - - - - Tons.	95,836	95,238	102,616	127,332	89,421
Other Sorts - - - - - Cwt.	42,921	60,554	35,275	82,419	25,237
Gram - - - - - "	154,714	72,055	99,840	213,193	354,264
Hemp, Raw - - - - - "	248,311	251,934	225,367	281,617	318,649
Hides and Skins : Hides Raw - - - - - "	37,408	39,900	49,444	73,796	74,228
" Dressed or Tanned - - - - - "	103,665	96,784	113,750	189,203	202,112
Skins, Raw - - - - - "	37,235	28,833	29,213	47,343	64,332
" Dressed or Tanned - - - - - "	123,642	136,431	110,540	107,926	116,550
Horn and Hornmeal - - - - - "	35,649	25,718	27,274	28,229	26,678
Jewellery and Plate - - - - -					
Jute :					
Raw - - - - - Cwt.	5,545,777	5,921,684	5,160,399	6,298,246	6,857,596
Gunny Bags - - - - - No.	34,759,600	30,108,860	24,454,702	25,136,922	33,882,485
" Cloth - - - - - Yards	16,368,400	14,117,505	20,112,800	39,090,100	62,234,580
Lac - - - - - Cwt.	112,163	116,057	105,281	81,470	69,895
Manures - - - - - Tons	31,834	21,783	17,734	24,254	29,026
Metals : Manganese Ore - - - - - Cwt.	1,910,803	2,210,123	1,294,109	2,557,129	4,392,130
Other Sorts - - - - - "	6,028	840	26,670	43,361	86,086
Mica - - - - - "	13,541	13,148	12,529	114,510	23,104
Oils - - - - -					
Provisions - - - - -					
Pulse - - - - - Cwt.	1,423,676	1,426,068	1,590,192	1,134,985	429,266
Rice - - - - - "	2,957,284	3,785,517	4,378,780	3,473,903	2,649,967
Seeds :					
Castor - - - - - "	577,391	500,306	452,358	479,348	649,874
Cotton - - - - - "	3,660,267	2,489,631	2,229,831	3,476,848	4,015,894
Essential - - - - - "	677	8,264	54,320	90,332	54,292
Linseed - - - - - "	2,266,969	3,004,200	3,885,776	1,744,132	1,580,828
Mowra or Mowra - - - - - "	8,000	10,075	89,250	148,387	7,881
Rape - - - - - "	489,692	546,775	495,254	462,548	709,988
Other Sorts - - - - - "	134,280	128,888	90,427	56,740	15,910
Silk, Raw - - - - - Lb.	581,382	431,858	441,418	380,684	431,870
" Manufactures - - - - -					
Spices - - - - - Lb.	2,735,483	4,126,790	4,351,080	3,541,758	2,480,302
Sugar (unrefined) - - - - - Cwt.	175,078	168,046	158,416	182,676	127,973
Tea : Black - - - - - Lb.	152,895,529	168,394,203	166,514,020	165,238,408	175,433,503
Green - - - - - "	*	1,792,348	1,177,259	1,353,025	736,117
Wheat - - - - - Cwt.	6,683,228	21,231,863	28,928,757	14,183,363	14,610,524
Wood : Teak - - - - - Cubic Tons	37,962	51,967	31,270	38,186	30,318
Other Sorts - - - - -					
Wool, Raw - - - - - Lb.	27,431,902	32,364,903	34,560,712	40,153,940	43,184,135
Woollen Manufactures - - - - -					
Other Articles - - - - -					

* Not separately distinguished.

TRADE with PRINCIPAL COUNTRIES, distinguishing PRINCIPAL ARTICLES; VALUES—continued.

ARTICLES.	1902-3.	1903-4.	1904-5.	1905-6.	1906-7.
UNITED KINGDOM.					
Exports of Foreign Merchandise :	£	£	£	£	£
Apparel (including Boots and Shoes) - - -	52,847	51,028	43,894	43,057	47,390
Metals - - - - -	9,619	13,612	14,968	28,411	98,409
Provisions - - - - -	24,492	34,993	34,722	22,190	35,247
Wool, Raw - - - - -	152,879	154,103	170,615	167,731	196,904
Other Articles - - - - -	181,662	183,313	193,608	192,273	162,776
TOTAL - - - - -	421,499	437,049	457,807	453,662	540,728
Exports of Indian Produce, &c. :					
Barley - - - - -	0	10,777	3,555	2,765	74,157
Bristles and Fibres - - - - -	42,959	69,261	54,267	63,788	59,604
Caoutchouc, Raw - - - - -	5,866	14,475	31,907	52,330	59,501
Chemicals : Saltpetre - - - - -	82,405	76,938	60,184	55,896	77,144
Coffee - - - - -	567,394	551,412	700,178	644,985	274,828
Coir and Coir Manufactures - - - - -	114,575	130,843	122,228	120,677	105,274
Cotton, Raw - - - - -	616,800	1,372,633	749,974	734,167	856,198
Cotton Manufactures - - - - -	53,688	56,314	84,069	65,240	39,330
Drugs, Medicines, and Narcotics - - - - -	118,633	82,767	101,657	105,570	73,456
Dyeing and Tanning Materials :					
Cutch - - - - -	64,232	85,109	37,130	34,426	63,634
Indigo - - - - -	147,452	131,712	126,845	100,193	110,691
Myrabolams - - - - -	130,970	131,380	148,830	114,215	144,975
Other Sorts - - - - -	12,935	10,807	8,673	8,352	11,660
Fodder, Bran, and Cattle-Food :					
Oilcake - - - - -	58,840	45,739	60,976	144,693	85,872
Rice Bran - - - - -	172,034	161,769	163,555	225,577	195,542
Other Sorts - - - - -	8,205	12,502	7,069	14,414	4,480
Gram - - - - -	33,486	12,572	18,263	39,360	83,613
Hemp, Raw - - - - -	165,530	174,281	155,464	200,444	249,241
Hides and Skins : Hides, Raw - - - - -	85,734	102,726	152,062	250,144	263,511
„ Dressed or Tanned - - - - -	401,828	386,617	504,844	969,025	1,065,891
Skins, Raw - - - - -	217,903	173,577	168,860	271,777	387,226
„ Dressed or Tanned - - - - -	1,281,981	1,425,729	1,102,757	1,135,462	1,473,650
Horn and Hornmeal - - - - -	55,889	45,615	42,489	52,081	40,228
Jewellery and Plate - - - - -	78,102	8,608	67,540	61,194	80,812
Jute :					
Raw - - - - -	3,281,812	3,480,398	3,298,003	4,876,823	7,707,883
Gunny Bags - - - - -	453,737	422,065	364,933	421,110	632,670
„ Cloth - - - - -	114,520	94,610	131,660	285,789	542,889
Lac - - - - -	567,621	887,421	935,253	628,300	609,856
Manures - - - - -	114,596	82,490	65,609	103,402	129,807
Metals : Manganese Ore - - - - -	73,709	84,093	52,457	105,095	192,638
Other Sorts - - - - -	10,660	5,934	7,698	20,708	89,303
Mica - - - - -	59,176	57,295	68,092	92,117	147,284
Oils - - - - -	151,594	152,372	161,840	106,172	84,434
Provisions - - - - -	51,300	33,399	29,325	34,339	34,618
Pulse - - - - -	321,018	308,631	323,282	250,860	117,900
Rice - - - - -	814,231	1,047,551	1,096,965	993,008	836,225
Seeds :					
Castor - - - - -	203,762	144,859	144,970	202,909	327,803
Cotton - - - - -	617,711	414,012	363,994	613,196	795,846
Essential - - - - -	462	3,700	21,132	36,633	23,697
Linseed - - - - -	1,346,185	1,349,912	1,460,231	818,614	774,642
Mowra or Mowra - - - - -	2,200	3,225	28,931	52,289	3,375
Rape - - - - -	194,572	202,518	165,027	174,269	275,687
Other Sorts - - - - -	56,854	45,156	26,273	19,994	6,460
Silk, Raw - - - - -	195,089	146,534	161,767	145,923	135,921
Manufactures - - - - -	27,953	24,040	21,565	23,284	22,990
Spices - - - - -	51,262	73,808	68,179	52,516	46,501
Sugar (unrefined) - - - - -	41,382	46,289	64,186	74,429	36,830
Tea : Black - - - - -	4,186,004	4,682,573	4,441,836	4,559,393	5,031,982
„ Green - - - - -		43,501	31,331	34,061	18,602
Wheat - - - - -	1,948,196	6,032,913	7,994,302	4,276,648	4,399,807
Wood : Teak - - - - -	320,718	452,674	275,730	349,671	285,767
„ Other Sorts - - - - -	19,278	20,797	10,094	14,644	27,996
Wool, Raw - - - - -	764,897	891,011	1,139,181	1,337,108	1,547,306
Woolen Manufactures - - - - -	109,606	132,933	91,982	94,768	106,972
Other Articles - - - - -	542,604	419,942	567,842	400,201	419,202
TOTAL - - - - -	21,165,230	27,080,819	28,287,046	26,665,055	31,289,511

* Not separately distinguished.

TRADE with PRINCIPAL COUNTRIES, distinguishing PRINCIPAL ARTICLES; QUANTITIES—continued.

ARTICLES.	1902-3.	1903-4.	1904-5.	1905-6.	1906-7.
AUSTRIA-HUNGARY.					
Imports therefrom :					
Apparel (including Boots and Shoes) :					
Haberdashery and Millinery -	—	—	—	—	—
Other Sorts -	—	—	—	—	—
Cotton Manufactures -					
" Twist and Yarn - Lb.	732,130	607,154	724,197	622,384	693,988
Glass and Glassware : Bangles -	—	—	—	—	—
Other Sorts -	—	—	—	—	—
Hardware and Cutlery -	—	—	—	—	—
Matches -	—	—	—	—	—
Metals - Cwt.	50,508	62,542	55,493	52,013	41,377
Paper and Pasteboard -	—	—	—	—	—
Silk Manufactures -	—	—	—	—	—
Sugar - Cwt.	888,020	299,264	1,441,244	2,340,726	1,617,173
Stationery -	—	—	—	—	—
Woollen Manufactures -	—	—	—	—	—
Other Articles -	—	—	—	—	—
Exports of Foreign Merchandise :					
Miscellaneous Articles -	—	—	—	—	—
Exports of Indian Produce, &c. :					
Coffee - Cwt.	2,825	1,958	3,580	2,681	1,109
Cotton, Raw - "	569,072	705,256	456,276	615,176	618,741
Indigo - "	2,831	3,820	4,691	2,264	3,495
Hides and Skins (mainly Raw) - "	85,488	84,964	100,920	119,702	170,440
Jute, Raw - "	699,956	738,352	799,124	872,523	768,203
Oilseeds - "	261,789	472,509	403,583	213,734	382,427
Rice - "	981,410	2,558,413	4,003,364	2,442,632	3,158,342
Other Articles -	—	—	—	—	—
BELGIUM.					
Imports therefrom :					
Apparel -	—	—	—	—	—
Candles - Lb.	1,194,585	843,655	709,788	705,526	641,536
Carriages and Carts -	—	—	—	—	—
Cotton Manufactures -	—	—	—	—	—
" Twist and Yarn - Lb.	269,686	169,732	362,537	696,960	638,477
Dyes, Aniline and Alizarine, &c. - "	4,696,127	6,129,952	7,050,596	7,645,576	9,983,763
Earthenware and Porcelain -	—	—	—	—	—
Glass and Glassware : Plate and Sheet - Sup. ft.	9,361,772	9,772,254	8,558,439	15,199,155	12,524,156
Other Sorts -	—	—	—	—	—
Hardware and Cutlery -	—	—	—	—	—
Liquors - Gals.	41,322	31,767	42,613	85,972	74,521
Matches -	—	—	—	—	—
Metals : -					
Copper - Cwt.	13,761	18,787	20,111	7,329	5,868
Iron - "	852,151	754,041	789,032	864,558	708,651
Steel - "	1,857,619	2,234,190	2,025,874	3,019,366	2,474,506
Zinc - "	11,827	13,894	13,946	12,749	16,534
Paints and Colours -	—	—	—	—	—
Paper and Pasteboard -	—	—	—	—	—
Railway Plant and Rolling Stock -	—	—	—	—	—
Sugar - Cwt.	186,571	99,059	3,764	114,356	113,024
Silk Manufactures -	—	—	—	—	—
Other Articles -	—	—	—	—	—
Exports of Foreign Merchandise :					
Miscellaneous Articles -	—	—	—	—	—
Exports of Indian Produce, &c. :					
Coir and Coir Manufactures - Cwt.	43,011	43,407	45,742	52,795	47,271
Cotton, Raw - "	779,288	1,089,146	667,871	1,127,936	1,101,755
Dyeing and Tanning Materials - "	152,365	209,061	143,349	207,949	202,149
Hemp, Raw - "	121,972	129,917	136,299	124,878	130,872
Hides and Skins, raw, dressed and tanned - "	5,539	4,663	5,736	20,545	12,189
Jute Manufactures -	—	—	—	—	—
Jute, Raw - Cwt.	8,393	94,048	77,247	104,413	120,081
Manganese Ore -	20,000	386,127	500,300	1,082,020	1,971,614
Manures - Tons	12,933	12,703	9,941	12,817	14,720
Rice - Cwt.	31,774	534,784	859,043	725,215	641,284
Seeds : -					
Castor - "	382,099	275,721	275,179	185,568	198,785
Groundnuts - "	10,999	170,097	6,000	16,674	28,666
Linseed - "	427,594	477,391	543,233	469,918	317,852
Poppy - "	313,671	493,952	500,295	389,718	326,038
Rape - "	1,092,212	1,204,905	1,468,940	609,205	1,201,627
Til or Jinjili - "	627,790	749,500	533,835	587,757	862,117
Other Sorts - "	155,952	292,286	216,834	56,996	40,796
Wheat - "	878,070	2,802,610	7,588,857	1,130,644	790,774
Other Articles -	—	—	—	—	—

* Not separately distinguished.

TRADE with PRINCIPAL COUNTRIES, distinguishing PRINCIPAL ARTICLES; VALUES—continued.

ARTICLES.	1902-3.	1903-4.	1904-5.	1905-6.	1906-7.
AUSTRIA-HUNGARY.					
Imports therefrom:					
Apparel (including Boots and Shoes):	£	£	£	£	£
Haberdashery and Millinery	167,625	197,007	236,737	102,814	101,949
Other Sorts	*	*	*	188,145	207,005
Cotton Manufactures	128,102	162,076	231,977	69,952	46,892
" Twist and Yarn	35,163	30,184	40,467	158,778	121,017
Glass and Glassware:				34,080	41,926
Bangles	*	*	*		
Other Sorts					
Hardware and Cutlery	232,790	249,100	334,868	70,142	80,942
Matches	121,640	148,178	121,561	85,484	84,004
Metals	6,295	16,760	31,203	31,250	35,934
Paper and Pasteboard	133,180	107,989	118,187	86,136	75,720
Silk Manufactures	488,352	57,194	74,730	52,342	46,968
Sugar	18,691	39,974	99,126	85,651	20,444
Stationery	561,803	188,838	1,036,429	1,483,370	954,453
Woollen Manufactures	19,564	25,190	21,606	19,195	19,422
Other Articles	41,630	87,067	139,990	65,794	34,608
TOTAL	146,629	168,295	185,306	205,223	174,371
Exports of Foreign Merchandise:	1,701,464	1,467,852	2,672,187	2,738,356	2,045,655
Miscellaneous Articles	13,292	14,553	25,174	15,851	23,591
Exports of Indian Produce, &c.:					
Coffee	10,137	7,090	13,358	8,601	3,222
Cotton, Raw	972,127	1,516,359	988,240	1,181,765	1,251,626
Indigo	41,014	53,430	57,199	33,042	56,545
Hides and Skins (mainly Raw)	258,978	268,397	352,461	455,868	680,978
Jute, Raw	407,641	438,207	524,996	718,785	883,214
Oilseeds	137,351	210,959	165,260	108,248	217,255
Rice	228,227	610,807	912,119	583,712	808,365
Other Articles	77,125	89,474	102,390	104,171	133,090
TOTAL	2,132,500	3,194,723	3,116,023	3,194,192	4,012,295
BELGIUM.					
Imports therefrom:					
Apparel	9,516	15,407	24,204	13,053	16,085
Candles	24,632	17,998	14,268	14,136	13,337
Carriages and Carts	14,251	10,736	13,223	36,071	59,831
Cotton Manufactures	102,744	138,875	234,305	326,434	235,727
" Twist and Yarn	11,745	8,252	19,608	33,878	35,869
Dyes, Aniline and Alizarine, &c.	204,854	259,860	314,920	331,842	417,749
Earthenware and Porcelain	46,406	38,307	33,954	35,378	35,127
Glass and Glassware:					
Plate and Sheet	52,146	48,452	44,489	80,910	59,273
Other Sorts	50,383	56,629	66,045	57,987	56,750
Hardware and Cutlery	67,352	81,015	91,917	85,116	103,385
Liquors	25,706	20,670	28,838	42,285	34,224
Matches	50,236	16,895	50,160	64,283	47,703
Metals:					
Copper	48,904	66,978	70,812	28,606	30,639
Iron	331,387	296,404	294,581	322,643	314,172
Steel	652,933	750,261	643,484	979,652	855,666
Zinc	15,299	18,401	19,288	19,108	27,165
Paints and Colours	17,867	22,790	34,141	34,643	38,495
Paper and Pasteboard	28,484	28,112	26,433	34,468	44,443
Railway Plant and Rolling Stock	9,920	30,250	23,636	20,760	68,931
Sugar	120,946	70,366	2,924	68,802	67,151
Silk Manufactures	20,324	36,832	44,999	49,330	51,790
Other Articles	155,452	180,818	255,537	304,627	290,083
TOTAL	2,061,467	2,214,308	2,346,768	2,984,002	2,903,595
Exports of Foreign Merchandise:	8,339	9,356	8,417	10,061	6,122
Miscellaneous Articles					
Exports of Indian Produce, &c.:					
Coir and Coir Manufactures	29,192	29,858	32,635	35,078	31,806
Cotton, Raw	1,253,659	2,165,895	1,363,182	2,056,176	2,089,921
Dyeing and Tanning Materials	32,911	50,106	40,099	59,181	53,125
Hemp, Raw	78,209	84,260	88,430	82,682	95,538
Hides and Skins, raw, dressed and tanned	18,910	23,636	30,869	90,697	58,627
Jute Manufactures	53,934	37,130	22,368	24,852	64,066
Jute, raw	5,623	54,638	49,260	83,306	148,309
Manganese Ore	1,000	17,506	24,990	51,534	109,784
Manures	47,530	47,474	35,937	47,141	55,178
Rice	8,163	125,153	208,399	172,978	176,964
Seeds:					
Castor	130,698	82,960	86,148	70,924	102,932
Groundnuts	4,617	64,947	2,200	8,048	14,188
Linseed	262,603	215,329	215,926	223,847	159,657
Poppy	176,532	221,471	193,178	189,675	177,298
Rape	462,607	501,992	522,611	256,896	545,082
Til or Jinjili	325,361	367,580	261,231	351,917	538,377
Other Sorts	44,761	81,296	63,832	23,596	21,121
Wheat	251,345	812,028	2,133,233	342,533	237,122
Other Articles	104,065	124,702	216,644	162,583	119,447
TOTAL	3,301,660	5,107,961	5,591,172	4,333,644	4,798,542

* Not separately distinguished.

TRADE with PRINCIPAL COUNTRIES, distinguishing PRINCIPAL ARTICLES; QUANTITIES—continued.

ARTICLES.	1902-3.	1903-4.	1904-5.	1905-6.	1906-7.
DENMARK.					
Imports therefrom:					
Miscellaneous Articles	—	—	—	—	—
Exports (Foreign and Indian):					
Miscellaneous Articles	—	—	—	—	—
FRANCE.					
Imports therefrom:					
Apparel: Gold and Silver Thread	—	—	—	—	—
Other Sorts	—	—	—	—	—
Clocks and Watches No.	155,656	174,346	255,454	298,808	219,109
Cotton Manufactures	—	—	—	—	—
Dyes (chiefly Saffron)	—	—	—	—	—
Jewellery: Precious Stones and Pearls, unset	—	—	—	—	—
Liquors: Spirits Gals.	203,490	219,632	250,901	280,702	258,472
Wines "	83,385	89,947	88,073	93,575	99,587
Metals Cwt.	18,226	14,306	12,045	13,018	6,052
Motor Cars and Cycles	—	—	—	—	—
Provisions	—	—	—	—	—
Silk Manufactures	—	—	—	—	—
Sugar Cwt.	109	192	39,592	86,521	3,643
Woolen Manufactures	—	—	—	—	—
Other Articles	—	—	—	—	—
Exports of Foreign Merchandise:					
Miscellaneous Articles	—	—	—	—	—
Exports of Indian Produce, &c.:					
Coffee Cwt.	74,207	104,615	96,876	132,233	95,493
Cotton, Raw "	419,386	559,754	234,990	482,481	560,358
Gram "	27,194	100,988	454,392	33,740	306,314
Hides and Skins, Raw	50,746	52,516	44,023	74,061	57,438
Horn and Hornmeal	19,849	13,226	21,229	30,751	32,887
Indigo "	2,077	1,975	3,173	970	541
Jute, Raw "	1,634,097	1,437,356	1,296,411	1,573,174	1,633,197
Lac "	4,994	6,453	7,540	10,128	5,403
Manganese Ore "	0	41,001	216,000	588,020	669,710
Manures Tons	11,226	10,346	8,251	14,073	16,573
Pulse Cwt.	206,764	86,595	163,764	249,994	41,800
Saltpetre "	31,279	36,401	32,902	10,934	17,570
Seeds:					
Castor "	494,398	284,303	266,845	286,848	277,002
Cotton "	189,368	17,653	110,098	188,461	165,292
Groundnuts "	856,383	1,541,534	1,471,642	1,204,337	1,428,745
Linseed "	1,088,388	1,198,599	1,889,846	1,053,959	1,118,335
Mowra or Mowra "	77,246	217,914	370,270	138,767	73,821
Poppy Ꞥ "	497,787	647,343	705,999	326,139	387,252
Rape "	1,129,826	1,220,597	1,131,434	302,862	1,010,269
Til or Jinjili "	2,279,709	1,874,656	1,110,809	695,955	1,060,589
Other "	56,917	33,254	61,440	76,415	111,239
Rice "	79,203	197,754	437,127	219,391	232,762
Silk, Raw Lb.	1,380,166	1,380,029	883,806	1,334,719	1,420,380
Wheat Cwt.	23,028	991,849	3,428,374	1,854,981	194,125
Other Articles	—	—	—	—	—
GERMANY.					
Imports therefrom:					
Apparel (including Boots and Shoes)	—	—	—	—	—
Chemicals	—	—	—	—	—
Cotton Manufactures	—	—	—	—	—
Dyes	—	—	—	—	—
Earthenware and Porcelain	—	—	—	—	—
Glass and Glassware	—	—	—	—	—
Hardware and Cutlery	—	—	—	—	—
Instruments, Apparatus, &c.	—	—	—	—	—
Liquors Gals.	410,619	436,200	442,378	543,871	544,980
Machinery and Millwork	—	—	—	—	—
Matches	—	—	—	—	—
Metals:					
Copper, Mixed or Yellow Metal Cwt.	4,948	12,177	21,043	44,977	60,815
Iron "	75,252	132,153	91,951	138,295	89,910
Steel "	267,088	396,671	344,824	479,972	207,743
Other Sorts "	19,694	25,338	24,811	13,249	14,584
Paper and Pasteboard	—	—	—	—	—
Provisions	—	—	—	—	—
Salt Tons	56,538	81,393	77,225	48,162	63,900
Silk Manufactures	—	—	—	—	—
Sugar Cwt.	145,684	7,300	176,598	712,717	2,001,403
Toys and Requisites for Games	—	—	—	—	—
Woolen Manufactures	—	—	—	—	—
Other Articles	—	—	—	—	—
Exports of Foreign Merchandise:					
Miscellaneous Articles	—	—	—	—	—

TRADE with PRINCIPAL COUNTRIES, distinguishing PRINCIPAL ARTICLES; VALUES—continued.

ARTICLES.	1902-3.	1903-4.	1904-5.	1905-6.	1906-7.
DENMARK.					
Imports therefrom :	£	£	£	£	£
Miscellaneous Articles -	341	307	115	931	234
Exports (Foreign and Indian) :					
Miscellaneous Articles -	2,757	71,859	46,943	3,161	6,250
FRANCE.					
Imports therefrom :					
Apparel : Gold and Silver Thread	*	*	*	167,455	178,855
Other Sorts	166,032	166,888	211,320	36,296	32,001
Clocks and Watches	55,283	53,700	57,054	61,536	55,865
Cotton Manufactures	43,570	60,668	54,094	47,856	48,596
Dyes (chiefly Saffron)	37,898	48,823	69,094	53,560	52,936
Jewellery : Precious Stones and Pearls, unset	109,550	160,882	90,802	59,203	907
Liquors : Spirits	122,613	132,296	152,387	160,766	159,241
Wines	34,654	37,390	43,401	41,887	40,313
Metals	39,102	31,073	28,373	27,293	23,767
Motor Cars and Cycles	*	*	*	29,834	16,217
Provisions	25,717	78,823	57,856	78,418	49,358
Silk Manufactures	180,280	149,535	206,826	146,310	134,620
Sugar	893	1,058	34,118	55,013	3,455
Woollen Manufactures	9,163	19,309	31,832	36,503	26,951
Other Articles	120,761	138,211	166,310	141,595	152,074
TOTAL					
Imports therefrom :	945,516	1,078,856	1,203,467	1,152,625	975,150
Exports of Foreign Merchandise :					
Miscellaneous Articles -	9,789	9,028	9,820	24,146	32,231
Exports of Indian Produce, &c. :					
Coffee	208,874	272,513	277,567	378,419	259,202
Cotton, Raw	745,708	1,252,452	515,554	953,613	1,102,206
Gram	6,134	22,214	98,954	9,054	73,302
Hides and Skins, Raw	199,502	231,588	250,791	390,702	292,957
Horn and Hornmeal	37,077	23,647	34,601	48,061	50,229
Indigo	28,221	24,971	37,966	14,757	8,645
Jute, Raw	990,610	814,688	865,414	1,394,953	2,052,244
Lac	27,055	50,202	62,126	78,523	48,729
Manganese Ore	0	2,050	10,307	32,184	42,997
Manures	40,015	39,413	30,071	52,602	64,503
Pulse	39,142	18,474	38,934	54,730	8,712
Saltpetre	20,840	24,421	23,351	8,699	13,862
Seeds :					
Castor	172,283	82,695	82,324	113,062	137,643
Cotton	33,481	2,916	16,139	29,792	32,847
Groundnuts	399,625	610,877	567,511	501,917	703,280
Linseed	639,788	528,965	723,435	501,809	558,980
Mowra or Mowra	31,386	71,400	115,697	49,360	32,878
Poppy	285,766	283,237	265,628	171,319	212,020
Rape	474,194	464,109	405,293	125,026	453,156
Til or Jinjili	1,167,245	819,815	482,709	394,991	647,924
Other	31,320	18,766	20,428	48,086	60,534
Rice	20,888	45,868	101,111	54,218	63,144
Silk, Raw	228,251	257,256	162,977	200,588	277,134
Wheat	7,144	286,496	958,628	577,004	59,167
Other Articles	257,391	340,315	215,674	176,604	215,751
TOTAL					
Imports therefrom :	6,091,940	6,589,898	6,363,188	6,359,873	7,470,046
GERMANY.					
Imports therefrom :					
Apparel (including Boots and Shoes)	57,019	74,724	89,161	93,759	115,632
Chemicals	27,160	32,626	37,732	48,570	37,452
Cotton Manufactures	120,540	154,692	259,284	310,419	330,851
Dyes	24,072	36,140	26,069	28,689	35,542
Earthenware and Porcelain	12,387	15,147	14,763	24,023	44,214
Glass and Glassware	53,895	64,783	74,335	138,298	174,601
Hardware and Cutlery	142,086	176,620	203,522	208,537	282,709
Instruments, Apparatus, &c.	23,122	39,195	48,620	49,343	91,761
Liquors	76,745	84,204	88,773	98,453	92,013
Machinery and Millwork	22,750	47,787	56,409	57,185	54,949
Matches	28,056	49,038	28,117	27,413	35,662
Metals :					
Copper, Mixed or Yellow Metal	14,313	35,761	61,361	142,306	232,213
Iron	45,148	78,135	52,042	79,130	56,039
Steel	98,103	137,890	122,500	176,523	85,752
Other Sorts	68,508	79,525	78,229	43,330	55,991
Paper and Pasteboard	45,074	41,858	43,118	77,508	105,496
Provisions	16,444	26,567	30,037	33,453	36,031
Salt	66,842	80,477	85,626	48,781	64,351
Silk Manufactures	30,133	36,463	54,736	43,573	47,327
Sugar	93,874	6,199	119,441	431,599	1,154,679
Toys and Requisites for Games	32,702	40,259	43,328	50,964	55,604
Woollen Manufactures	201,478	340,826	644,051	449,907	377,294
Other Articles	140,800	270,147	226,952	252,977	294,417
TOTAL					
Imports therefrom :	1,441,251	1,948,063	2,488,206	2,915,040	3,860,580
Exports of Foreign Merchandise :					
Miscellaneous Articles -	8,077	14,670	23,179	26,036	31,634

* Not separately distinguished.

TRADE with PRINCIPAL COUNTRIES, distinguishing PRINCIPAL ARTICLES; QUANTITIES—continued.

ARTICLES.	1902-3.	1903-4.	1904-5.	1905-6.	1906-7.
GERMANY—continued.					
Exports of Indian Produce :					
Bristles and Fibre for Brushes and Brooms Cwt.	13,340	17,899	15,704	27,874	25,858
Coir and Manufactures of " "	130,280	132,198	160,985	161,280	190,126
Cotton, Raw " "	1,122,078	1,568,466	1,025,256	1,384,046	1,663,217
Fodder, Bran, and Catt'e Food " "	—	—	—	—	—
Fruits and Vegetables " "	—	—	—	—	—
Dyeing and Tanning Materials (chiefly Myrabolams) Cwt.	299,544	328,205	271,689	336,653	210,153
Hides and Skins, Raw " "	260,373	272,768	276,489	378,111	427,585
Jute, Raw " "	2,508,202	2,625,714	2,702,683	2,624,950	3,459,790
" Gunny Bags " "	10,315,850	4,245,500	3,600,600	3,609,450	5,145,000
" " Cloth " Yards	736,000	624,000	2,874,000	3,917,000	4,791,000
Lac " " Cwt.	28,098	27,357	26,028	33,659	46,850
Manures " " Tons.	23,150	16,400	14,888	27,062	21,319
Oils, Vegetable and Essential " " Gals.	460,588	980,286	650,396	529,247	273,079
Rice " " Cwt.	320,924	5,073,533	5,545,935	4,968,851	6,664,744
Seeds: Linseed " "	1,465,469	2,536,732	2,746,965	1,165,776	595,862
Poppy " "	104,567	171,544	151,046	78,703	88,260
Rape " "	891,800	1,072,317	1,677,455	520,505	738,345
Til or Jinjili " "	245,597	216,442	175,969	174,824	311,553
Other sorts " "	292,548	446,702	331,954	224,057	252,910
Spices " " Lb.	1,897,332	4,326,631	3,849,344	5,265,266	2,051,259
Wheat " " Cwt.	1	72,267	1,195,533	36,052	51,224
Wood (chiefly Teak) " "	—	—	—	—	—
Other Articles " "	—	—	—	—	—
GIBRALTAR.					
Imports therefrom :					
Miscellaneous Articles :	—	—	—	—	—
Exports (Foreign and Indian) thereto :					
Miscellaneous Articles :	—	—	—	—	—
GREECE.					
Imports therefrom :					
Miscellaneous Articles :	—	—	—	—	—
Exports (Foreign or Indian) thereto :					
Miscellaneous Articles :	—	—	—	—	—
HOLLAND.					
Imports therefrom :					
Cotton Manufactures : Piece Goods, White Yds.	3,067,358	3,652,122	4,049,330	6,197,776	4,431,550
" " Coloured " "	8,584,552	9,248,790	8,514,003	9,638,178	11,039,202
Other Sorts " "	—	—	—	—	—
Dyes, Aniline and Alizarine " " Lb.	2,975,721	4,032,354	1,797,066	1,200,593	102,789
Sugar " " Cwt.	79,128	82,159	3,299	908	447
Other Articles " "	—	—	—	—	—
Exports (Foreign and Indian) thereto :					
Cotton, Raw " " Cwt.	17,828	41,490	16,688	209	21,455
Hides and Skins, Raw " "	4,992	9,055	7,509	16,048	21,471
Lac " " " "	4,121	3,399	3,656	6,176	5,293
Rice " " " "	56,052	2,510,989	3,394,098	2,513,425	3,743,714
Seeds: Linseed " "	465,594	714,926	1,173,647	689,598	15,870
Rape " "	135,353	98,013	214,009	0	19,265
Other sorts " "	48,184	32,192	34,818	19,167	1,000
Wheat " " " "	0	145,496	371,284	180,804	0
Other Articles " "	—	—	—	—	—
ITALY.					
Imports therefrom :					
Apparel " " " "	—	—	—	—	—
Coral " " " " Lb.	172,924	109,584	135,854	97,293	86,018
Cotton Manufactures " " " " Lb.	449,840	461,628	772,102	1,029,465	776,375
" Twist and Yarn " " " " Lb.	700,971	771,276	677,995	687,145	622,238
Dyes, Aniline " " " " " "	—	—	—	—	—
Glass and Glassware " " " " " "	—	—	—	—	—
Provisions " " " " " "	—	—	—	—	—
Silk Manufactures : Yarn, Noils and Warps Lb.	*	*	*	547,392	416,425
Other Sorts " " " " " "	—	—	—	—	—
Other Articles " " " " " "	—	—	—	—	—
Exports of Foreign Merchandise :					
Miscellaneous Articles (chiefly Metals) " " " " " "	—	—	—	—	—
Exports of Indian Produce, &c. :					
Cotton, Raw " " " " Cwt.	647,509	1,000,899	627,281	809,111	873,619
Dyeing and Tanning Materials " " " " " "	12,293	17,539	8,501	10,840	19,978
Hides and Skins, Raw " " " " " "	76,997	103,872	118,855	129,904	137,983
Jute, Raw " " " " " "	572,869	559,351	489,505	590,261	613,008
Pepper " " " " " " Lb.	1,410,080	1,997,688	2,259,992	3,089,380	2,263,912
Seeds :					
Castor " " " " " " " "	170,055	216,952	252,010	197,249	166,268
Linseed " " " " " " " "	290,879	499,945	673,874	410,262	532,022
Rape " " " " " " " "	157,041	186,397	111,141	80,951	37,962
Til or Jinjili " " " " " " " "	239,976	157,610	283,147	30,004	158,316
Other " " " " " " " " " "	0	8,858	12,744	13,330	17,150
Wheat " " " " " " " " Cwt.	0	76,000	23,400	62,002	0
Other Articles " " " " " " " "	—	—	—	—	—

* Not separately distinguished.

TRADE with PRINCIPAL COUNTRIES, distinguishing PRINCIPAL ARTICLES; VALUES—continued.

ARTICLES.	1902-3.	1903-4.	1904-5.	1905-6.	1906-7.
GERMANY—continued.					
Exports of Indian Produce:	£	£	£	£	£
Bristles and Fibre for Brushes and Brooms	25,762	32,311	38,205	51,748	30,575
Coir and Manufactures of	90,876	90,329	110,359	108,581	126,413
Cotton, Raw	1,829,912	3,096,314	2,012,954	2,462,581	3,147,634
Fodder, Bran, and Cattle Food	43,139	80,394	98,771	130,961	116,627
Fruits and Vegetables	102,005	148,897	87,583	131,256	97,858
Dyeing & Tanning Materials (chiefly Myrabolams)	92,312	102,666	85,166	92,908	69,342
Hides and Skins, Raw	802,641	890,116	1,025,501	1,443,189	1,722,895
Jute, Raw	1,478,876	1,545,820	1,741,273	2,153,146	3,937,917
" Gunny Bags	121,337	54,248	51,848	58,616	95,295
" Cloth	4,636	3,621	17,987	26,374	36,465
Lac	128,516	200,543	207,252	293,483	391,104
Mannres	90,622	61,102	55,347	85,460	96,548
Oils, Vegetable and Essential	55,192	102,916	72,484	57,842	41,740
Rice	112,191	1,278,580	1,365,033	1,316,134	1,901,656
Seeds: Linseed	858,371	1,098,229	1,006,696	546,023	291,864
Poppy	59,062	77,149	62,014	39,440	48,457
Rape	373,814	403,556	594,912	210,200	336,237
Til or Jinjili	141,048	118,365	88,802	103,758	190,298
Other sorts	113,162	145,300	112,628	85,050	128,886
Spices	45,749	98,708	78,478	112,987	45,492
Wheat	1	21,271	325,466	11,033	15,903
Wood (chiefly Teak)	52,379	56,364	64,231	80,005	71,993
Other Articles	154,116	158,872	211,209	197,800	208,524
GIBRALTAR. TOTAL	6,775,719	9,864,671	9,514,199	9,798,577	13,149,723
Imports therefrom:					
Miscellaneous Articles	3,590	2,926	2,578	3,465	4,437
Exports (Foreign and Indian) thereto:					
Miscellaneous Articles	8,972	7,286	8,724	28,412	8,720
GREECE.					
Imports therefrom:					
Miscellaneous Articles	658	1,300	552	2,629	1,088
Exports (Foreign and Indian) thereto:					
Miscellaneous Articles	6,689	12,514	17,200	7,216	18,161
HOLLAND.					
Imports therefrom:					
Cotton Manufactures: Piece goods, White	37,785	42,123	52,360	94,875	62,930
" " Coloured	100,694	126,594	143,286	153,175	185,358
" " Other sorts	23,076	35,767	50,475	40,548	57,495
Dyes, Aniline and Alizarine	140,035	178,905	69,470	37,171	5,039
Sugar	51,801	57,595	2,164	650	354
Other Articles	59,023	61,925	81,353	84,432	107,381
TOTAL	412,414	502,909	399,113	400,851	418,551
Exports (Foreign and Indian) thereto:					
Cotton, Raw	30,161	75,880	33,219	392	41,192
Hides and Skins, Raw	22,055	28,563	30,043	72,145	90,665
Lac	23,685	25,895	30,515	48,490	55,804
Rice	22,044	585,107	791,940	593,393	884,181
Seeds: Linseed	300,509	323,934	440,373	334,311	8,596
" Rape	58,699	37,784	73,445	0	10,091
" Other sorts	27,156	2,147	18,879	11,820	479
Wheat	0	39,845	96,033	53,018	0
Other Articles	55,274	108,666	98,194	73,144	111,065
Imports therefrom: ITALY. TOTAL	539,583	1,232,821	1,612,641	1,186,713	1,202,073
Imports therefrom:					
Apparel	23,074	27,959	36,008	39,477	42,800
Coral	31,381	20,978	30,366	24,985	20,274
Cotton Manufactures	146,080	178,341	220,379	195,975	173,858
" Twist and Yarn	20,189	22,737	42,211	51,980	44,125
Dyes, Aniline	43,912	46,562	39,904	37,057	28,918
Glass and Glassware	21,935	27,465	32,816	23,386	32,725
Provisions	22,595	44,585	31,168	35,479	8,134
Silk Manufactures: Yarns, Noils and Warps				124,237	102,209
" Other sorts	102,587	95,102	153,304	29,919	30,089
Other Articles	145,362	172,643	255,619	239,800	237,596
TOTAL	557,115	636,372	844,275	802,295	720,728
Exports of Foreign Merchandise:					
Miscellaneous Articles (chiefly Metals)	15,146	22,055	27,455	53,572	30,413
Exports of Indian Produce, &c.:					
Cotton, Raw	1,058,133	1,997,545	1,319,453	1,537,496	1,709,803
Dyeing and Tanning Materials	15,163	12,134	9,465	7,068	7,779
Hides and Skins, Raw	251,676	357,194	485,627	564,482	683,098
Jute, Raw	339,469	341,142	325,862	501,147	744,940
Pepper	33,119	47,195	53,068	69,087	52,321
Seeds:					
Castor	63,194	68,734	78,577	78,331	86,111
Linseed	179,823	226,952	276,796	196,208	270,632
Rape	68,825	74,245	41,361	36,593	18,944
Til or Jinjili	156,953	74,351	132,779	17,593	97,152
Other	2	2,601	4,325	4,690	6,952
Wheat	0	21,829	6,950	19,059	0
Other Articles	97,837	76,610	104,848	94,688	125,875
TOTAL	2,264,204	3,300,602	2,839,111	3,126,447	3,803,607

* Not separately distinguished.

TRADE with PRINCIPAL COUNTRIES, distinguishing PRINCIPAL ARTICLES; QUANTITIES—continued!

ARTICLES.	1902-3.	1903-4.	1904-5.	1905-6.	1906-7.
MALTA.					
Imports therefrom :					
Miscellaneous Articles -	—	—	—	—	—
Exports (Foreign and Indian) thereto :					
Miscellaneous Articles -	—	—	—	—	—
NORWAY.					
Imports therefrom :					
Matches -	—	—	—	—	—
Iron Nails, Screws, &c. - Cwt.	20,395	26,014	21,928	45,244	37,378
Other Articles -	—	—	—	—	—
Exports (Indian) thereto :					
Miscellaneous Articles -	—	—	—	—	—
PORTUGAL.					
Imports therefrom :					
Miscellaneous Articles -	—	—	—	—	—
Exports of Indian Produce, &c., thereto :					
Miscellaneous Articles -	—	—	—	—	—
ROUMANIA.					
Imports therefrom :					
Kerosene - Ga's.	0	0	0	0	3 512,151
Exports (Indian) thereto :					
Rice - Cwt.	0	53,388	202,793	171,991	144,971
Other Articles -	—	—	—	—	—
RUSSIA.					
Imports therefrom :					
Mineral Oil - Gals.	71,197,917	57,321,149	40,309,782	7,766,838	2,248,965
Other Articles -	—	—	—	—	—
Exports of Foreign Merchandise :					
Miscellaneous Articles -	—	—	—	—	—
Exports of Indian Produce, &c. :					
Cotton, Raw - Cwt.	33,823	131,649	4,588	7,038	12,702
Indigo - "	593	1,789	3,104	2,076	1,838
Jute, Raw - "	99,384	86,806	135,314	68,909	27,646
Rice - "	53,286	80,565	103,998	2,001	120,008
Tea - Lb.	3,967,836	4,546,742	9,331,887	9,988,488	13,761,314
Other Articles -	—	—	—	—	—
SPAIN.					
Imports therefrom :					
Miscellaneous Articles -	—	—	—	—	—
Exports of Indian Produce, &c. :					
Cotton, Raw - Cwt.	110,698	265,485	126,690	139,526	139,312
Hides and Skins, Raw - "	29,964	38,904	40,408	48,920	61,406
Jute, Raw - "	135,410	196,984	234,487	277,276	341,660
Seeds - "	3,000	0	20,710	63,151	26,685
Wheat - "	0	0	531,816	826,417	47,376
Other Articles -	—	—	—	—	—
SWEDEN.					
Imports therefrom :					
Iron and Steel - Cwt.	29,192	46,600	31,935	30,879	70,005
Matches -	—	—	—	—	—
Other Articles -	—	—	—	—	—
Exports (Foreign and Indian) thereto :					
Cotton, Raw - Cwt.	10,036	15,575	3,624	117,686	21,860
Rice - "	83,950	120,020	507,610	113,265	176,899
Wheat - "	0	0	74,320	172,760	194,900
Other Articles -	—	—	—	—	—
TURKEY IN EUROPE.					
Imports therefrom :					
Miscellaneous Articles -	—	—	—	—	—
Exports (Foreign and Indian) thereto :					
Hides, raw - Cwt.	812	6,069	8,703	8,170	9,026
Jute Manufactures -	—	—	—	—	—
Rice - Cwt.	3	37,210	18,749	123,537	11,524
Other Articles -	—	—	—	—	—

TRADE with PRINCIPAL COUNTRIES, distinguishing PRINCIPAL ARTICLES; VALUES—continued.

ARTICLES.	1902-3.	1903-4.	1904-5.	1905-6.	1906-7.
MALTA.					
Imports therefrom:	£	£	£	£	£
Miscellaneous Articles -	926	738	694	847	1,775
Exports (Foreign and Indian) thereto:					
Miscellaneous Articles -	3,249	3,912	3,162	5,138	2,342
NORWAY.					
Imports therefrom:					
Matches	23,148	23,023	22,525	26,176	22,727
Iron Nails, Screws, &c.	12,883	14,555	11,973	21,864	18,801
Other Articles	2,040	6,954	14,388	16,185	34,600
TOTAL	38,071	44,532	48,886	64,225	76,128
Exports (Indian) thereto:					
Miscellaneous Articles -	84	779	140	1,400	2,932
PORTUGAL.					
Imports therefrom:					
Miscellaneous Articles -	1,343	2,814	2,348	3,176	12,268
Exports of Indian Produce, &c.					
Miscellaneous Articles -	800	3,533	3,440	10,757	9,463
ROUMANIA.					
Imports therefrom:					
Kerosene	0	0	0	0	76,362
Exports (Indian) thereto:					
Rice	0	14,176	44,097	41,778	38,283
Other Articles	0	0	0	0	14,052
TOTAL	0	14,176	44,097	41,778	52,335
RUSSIA.					
Imports therefrom:					
Mineral Oil	1,759,882	1,553,846	1,083,572	180,476	61,598
Other Articles	44,200	110,020	31,572	8,188	10,169
TOTAL	1,803,882	1,663,866	1,115,144	188,664	71,767
Exports of Foreign Merchandise:					
Miscellaneous Articles -	3,543	8,876	14,910	10,376	7,559
Exports of Indian Produce, &c.:					
Cotton, Raw	61,639	289,876	12,430	15,520	26,613
Indigo	5,237	11,208	20,365	14,110	15,228
Jute, Raw	61,102	54,349	88,140	58,708	30,216
Rice	11,231	19,463	23,531	498	28,850
Tea	100,554	116,603	219,973	284,147	376,723
Other Articles	17,104	27,301	9,279	14,560	16,709
TOTAL	256,867	518,800	373,718	387,541	494,342
SPAIN.					
Imports therefrom:					
Miscellaneous Articles -	12,587	18,831	39,235	71,825	63,464
Exports of Indian Produce, &c.:					
Cotton, Raw	191,638	576,817	297,128	278,746	278,008
Hides and Skins, Raw	106,237	147,390	160,535	200,439	312,975
Jute, Raw	83,638	120,336	165,891	253,716	431,450
Seeds	1,701	0	7,805	31,155	14,047
Wheat	0	0	147,864	259,139	16,880
Other Articles	431	1,688	501	1,232	1,744
TOTAL	383,645	846,231	779,724	1,023,427	1,055,104
SWEDEN.					
Imports therefrom:					
Iron and Steel	19,658	27,955	20,475	20,703	42,911
Matches	27,120	43,124	38,385	78,198	63,594
Other Articles	5,453	11,725	8,988	16,390	22,087
TOTAL	52,231	82,804	67,848	115,291	148,592
Exports (Foreign and Indian) thereto:					
Cotton Raw	17,520	33,791	7,705	34,964	49,157
Rice	18,436	28,209	108,389	24,882	43,371
Wheat	0	0	21,057	54,448	58,171
Other Articles	3,236	8,530	3,738	5,856	1,945
TOTAL	39,192	70,530	140,889	120,150	152,644
TURKEY IN EUROPE.					
Imports therefrom:					
Miscellaneous Articles -	2,532	2,096	2,608	3,695	4,495
Exports (Foreign and Indian) thereto:					
Hides, Raw	2,361	16,987	21,904	21,218	24,151
Jute Manufactures	62,662	51,839	36,084	46,113	66,868
Rice	1	10,430	4,620	35,369	3,837
Other Articles	25,636	42,031	48,157	15,147	33,901
TOTAL	90,660	121,287	113,855	117,847	128,757

TRADE with PRINCIPAL COUNTRIES, distinguishing PRINCIPAL ARTICLES; QUANTITIES—continued.

ARTICLES.	1902-3.	1903-4.	1904-5.	1905-6.	1906-7.
ABYSSINIA (INCLUDING ERYTHREA).					
Imports therefrom:					
Miscellaneous Articles -	—	—	—	—	—
Exports of Foreign Merchandise:					
Miscellaneous Articles -	—	—	—	—	—
Exports of Indian Produce, &c.:					
Cotton Manufactures -	—	—	—	—	—
Grain and Pulse (chiefly Jawar and Bajra) Cwt.	60,163	67,566	424,720	255,223	72,517
Other Articles -	—	—	—	—	—
BRITISH EAST AFRICA.					
(ZANZIBAR, PEMBA, AND MOMBASSA.)					
Imports therefrom:					
Ivory, Unmanufactured - Lb.	77,578	54,488	57,649	62,638	46,216
Spices (mainly Cloves) - "	6,857,013	6,269,783	6,372,962	7,375,041	4,598,865
Other Articles -	—	—	—	—	—
Exports of Foreign Merchandise:					
Cotton Manufactures -	—	—	—	—	—
Other Articles -	—	—	—	—	—
Exports of Indian Produce, &c.:					
Cotton Manufactures -	—	—	—	—	—
Grain and Pulse:					
Rice - Cwt.	501,199	453,856	561,911	438,141	482,634
Other Sorts (chiefly Wheat Flour) "	126,572	88,395	25,827	104,997	106,869
Other Articles -	—	—	—	—	—
GERMAN EAST AFRICA.					
Imports therefrom:					
Miscellaneous Articles -	—	—	—	—	—
Exports of Foreign Merchandise:					
Cotton Manufactures -	—	—	—	—	—
Other Articles -	—	—	—	—	—
Exports of Indian Produce, &c.:					
Cotton Manufactures -	—	—	—	—	—
Grain and Pulse - Cwt.	9,042	23,680	18,976	135,688	157,054
Other Articles -	—	—	—	—	—
SOMALILAND (BRITISH AND FOREIGN).					
Imports therefrom:					
Miscellaneous Articles -	—	—	—	—	—
Exports of Foreign Merchandise:					
Miscellaneous Articles -	—	—	—	—	—
Exports of Indian Produce, &c.:					
Grain and Pulse (chiefly Rice) - Cwt.	134,583	166,785	164,803	148,407	98,107
Provisions -	—	—	—	—	—
Other Articles -	—	—	—	—	—
EGYPT.					
Imports therefrom:					
Cotton, Raw - Cwt.	8,938	3,315	7,627	7,825	6,260
Salt - Tons	36,490	30,888	29,130	17,561	20,692
Silk Yarn, Noils and Warps - Lb.	*	*	*	89,400	7,200
Sugar - Cwt.	98,575	373,974	329,351	132,786	56
Tobacco, Cigarettes - Lb.	58,831	54,271	54,888	50,072	57,375
Other Articles -	—	—	—	—	—
Exports of Foreign Merchandise:					
Miscellaneous Articles -	—	—	—	—	—
Exports of Indian Produce, &c.:					
Cotton Manufactures -	—	—	—	—	—
" Twist and Yarn - Lb.	401,700	1,741,040	1,524,012	836,800	1,564,710
Hides, Raw - Cwt.	31,783	258	65	540	7,563
Indigo -	16,114	15,375	11,516	9,702	9,195
Jute, Gunny Bags - No.	9,126,700	9,925,236	9,729,850	12,780,957	12,623,675
Provisions - Cwt.	14,902	12,492	23,364	25,563	14,297
Rice - "	15,869,897	674,905	549,919	1,317,932	1,667,274
Seeds - "	268,207	54,257	183,999	165,708	276,892
Wheat - "	2,345,784	185,716	262,464	54,256	20,048
Wood -	—	—	—	—	—
Other Articles -	—	—	—	—	—
MADAGASCAR.					
Imports therefrom:					
Miscellaneous Articles -	—	—	—	—	—
Exports (Foreign and Indian) thereto:					
Miscellaneous Articles -	—	—	—	—	—

* Not enumerated till April, 1905.

TRADE with PRINCIPAL COUNTRIES, distinguishing PRINCIPAL ARTICLES; VALUES—continued.

ARTICLES.	1902-3.	1903-4.	1904-5.	1905-6.	1906-7.
ABYSSINIA (INCLUDING ERYTHREA).					
Imports therefrom :	£	£	£	£	£
Miscellaneous Articles -	2,584	2,453	8,652	10,398	1,266
Exports of Foreign Merchandise :					
Miscellaneous Articles -	4,214	4,719	8,107	5,987	3,892
Exports of Indian Produce, &c. :					
Cotton Manufactures	21,638	30,927	58,599	33,310	16,553
Grain and Pulse (chiefly Jawar and Bajra)	17,041	18,101	114,534	73,391	22,523
Other Articles	6,153	7,279	14,291	14,163	12,250
TOTAL	44,832	56,307	187,424	120,870	51,335
BRITISH EAST AFRICA. (ZANZIBAR, PEMBA, AND MOMBASSA.)					
Imports therefrom :					
Ivory, Unmanufactured	27,853	20,984	20,357	20,050	15,730
Spices (mainly Cloves)	99,913	108,358	124,508	144,127	105,432
Other Articles	26,126	20,799	18,483	14,430	19,878
TOTAL	153,892	150,141	163,348	179,507	141,040
Exports of Foreign Merchandise :					
Cotton Manufactures	53,424	53,233	65,802	50,592	48,937
Other Articles	37,903	38,620	47,928	52,139	46,573
TOTAL	91,327	91,853	113,730	102,731	95,510
Exports of Indian Produce, &c. :					
Cotton Manufactures	62,428	72,026	90,524	82,852	74,459
Grain and Pulse :					
Rice	138,379	143,328	165,576	140,317	174,488
Other Sorts (chiefly Wheat flour)	48,552	33,019	45,326	40,025	43,203
Other Articles	83,703	83,791	80,294	64,551	76,717
TOTAL	333,062	332,164	361,720	327,745	368,927
GERMAN EAST AFRICA.					
Imports therefrom :					
Miscellaneous Articles	1,373	453	214	1,211	1,166
Exports of Foreign Merchandise :					
Cotton Manufactures	15,627	16,424	18,745	27,245	34,100
Other Articles	1,267	1,975	2,319	5,160	8,384
TOTAL	16,894	18,399	21,064	32,405	42,484
Exports of Indian Produce, &c. :					
Cotton Manufactures	19,098	17,164	23,608	33,768	42,307
Grain and Pulse	3,442	8,310	6,932	48,723	65,542
Other Articles	2,211	2,982	2,640	7,581	12,914
TOTAL	24,751	28,456	33,170	90,072	120,763
SOMALILAND (BRITISH AND FOREIGN).					
Imports therefrom :					
Miscellaneous Articles	138	2,672	1,236	514	6,080
Exports of Foreign Merchandise :					
Miscellaneous Articles	3,160	5,124	1,898	2,886	3,526
Exports of Indian Produce, &c. :					
Grain and Pulse (chiefly Rice)	47,250	63,463	59,798	52,153	41,028
Provisions	735	17	2,103	22,672	1,843
Other Articles	3,749	8,656	1,771	14,030	4,316
TOTAL	51,034	72,136	63,672	88,855	47,187
EGYPT.					
Imports therefrom :					
Cotton, Raw	24,092	13,346	26,346	23,709	21,651
Salt	33,075	28,029	26,437	15,703	19,655
Silk Yarn, Noils and Warps				24,328	2,855
Sugar	65,236	258,002	263,135	104,691	52
Tobacco, Cigarettes	25,007	22,343	23,362	20,913	23,852
Other Articles	55,208	65,340	66,165	39,622	36,712
TOTAL	202,668	387,060	405,445	228,966	104,777
Exports of Foreign Merchandise :					
Miscellaneous Articles	13,176	12,400	17,335	14,611	19,276
Exports of Indian Produce, &c. :					
Cotton Manufactures	17,336	13,268	16,514	25,740	34,230
Twist and Yarn	9,681	42,758	40,979	22,533	38,783
Hides, Raw	79,156	682	156	1,211	23,998
Indigo	197,388	170,727	121,067	117,503	114,225
Jute, Gunny Bags	245,398	240,924	274,857	329,059	329,251
Provisions	10,632	4,850	24,160	27,483	12,140
Rice	3,601,758	198,167	137,372	356,467	527,218
Seeds	156,991	27,008	57,262	36,443	98,887
Wheat	676,140	53,901	75,153	17,614	6,019
Wood	8,532	3,734	3,700	5,964	5,594
Other Articles	128,120	102,533	117,156	121,312	126,475
TOTAL	5,131,132†	853,502	868,366	1,061,329	1,316,820
MADAGASCAR.					
Imports therefrom :					
Miscellaneous Articles	912	912	681	1,543	813
Exports (Foreign and Indian) thereto :					
Miscellaneous Articles	14,404	14,630	16,119	15,283	16,634

* Not enumerated till April, 1905.

† See Explanatory Note, page 2.

TRADE with PRINCIPAL COUNTRIES, distinguishing PRINCIPAL ARTICLES; QUANTITIES—continued

ARTICLES.	1902-3.	1903-4.	1904-5.	1905-6.	1906-7.
MAURITIUS (INCLUDING SEYCHELLES).					
Imports therefrom :					
Sugar - - - - - Cwt.	2,366,182	2,883,117	2,171,673	2,307,394	2,797,227
Other Articles - - - - -	—	—	—	—	—
Exports of Foreign Merchandise :					
Cotton Manufactures - - - - -	—	—	—	—	—
Other Articles - - - - -	—	—	—	—	—
Exports of Indian Produce, &c. :					
Grain and Pulse :					
Rice - - - - - Cwt.	1,204,371	1,273,230	1,193,250	1,207,419	1,195,696
Wheat-flour - - - - - "	112,387	142,456	176,901	91,761	103,108
Other sorts - - - - - "	260,675	256,488	280,774	230,559	215,784
Jute Manufactures - - - - -	—	—	—	—	—
Oils, Vegetable - - - - - Gals.	391,783	400,604	464,738	398,838	286,058
Provisions - - - - -	—	—	—	—	—
Other Articles - - - - -	—	—	—	—	—
RÉUNION.					
Imports therefrom :					
Miscellaneous Articles - - - - -	—	—	—	—	—
Exports of Indian Produce, &c. :					
Rice - - - - - Cwt.	405,620	412,741	180,298	163,771	58,813
Other Articles - - - - -	—	—	—	—	—
PORTUGUESE EAST AFRICA.					
Imports therefrom :					
Miscellaneous Articles - - - - -	—	—	—	—	—
Exports of Foreign Merchandise :					
Cotton Manufactures - - - - -	—	—	—	—	—
Other Articles - - - - -	—	—	—	—	—
Exports of Indian Produce, &c. :					
Cotton Manufactures - - - - -	—	—	—	—	—
Grain and Pulse - - - - - Cwt.	125,801	643,894	183,472	217,839	187,948
Jute, Gunny Bags - - - - - No.	391,550	234,382	478,900	254,415	1,523,541
Other Articles - - - - -	—	—	—	—	—
NATAL.					
Imports therefrom :					
Miscellaneous Articles - - - - -	—	—	—	—	—
Exports of Foreign Merchandise :					
Miscellaneous Articles - - - - -	—	—	—	—	—
Exports of Indian Produce, &c. :					
Rice - - - - - Cwt.	422,687	417,385	410,535	339,642	329,822
Jute, Gunny Bags - - - - - No.	4,030,225	2,528,250	3,666,350	3,900,500	3,889,930
Oils, Vegetable - - - - - Gals.	513,076	494,147	344,696	363,549	334,998
Provisions - - - - -	—	—	—	—	—
Other Articles - - - - -	—	—	—	—	—
CAPE COLONY.					
Imports therefrom :					
Miscellaneous Articles - - - - -	—	—	—	—	—
Exports (Foreign and Indian) thereto :					
Jute, Gunny Bags - - - - - No.	5,702,600	2,719,390	3,796,600	3,624,800	3,827,350
Rice - - - - - Cwt.	200,833	157,445	233,550	226,852	251,953
Other Articles - - - - -	—	—	—	—	—
CANADA.					
Imports therefrom :					
Miscellaneous Articles - - - - -	—	—	—	—	—
Exports (Foreign and Indian) thereto :					
Jute, Gunny Cloth - - - - - Yards	3,432,000	210,000	1,332,800	3,740,800	3,757,000
Tea - - - - - Lb.	5,554,309	8,575,760	12,607,076	15,018,713	14,514,783
Other Articles - - - - -	—	—	—	—	—
UNITED STATES.					
Imports therefrom :					
Clocks and Watches - - - - - No.	56,758	58,698	84,663	61,718	83,143
Cotton Piece Goods - - - - - Yards	8,104,381	6,260,325	4,153,247	10,458,714	7,940,703
Hardware and Cutlery - - - - -	—	—	—	—	—
Instruments, Apparatus, &c. - - - - -	—	—	—	—	—
Iron and Steel - - - - - Cwt.	47,679	100,656	286,854	137,039	143,033
Liquors - - - - - Gals.	13,896	9,786	11,435	10,669	11,937
Machinery and Millwork - - - - -	—	—	—	—	—
Oils, Mineral - - - - - Gals.	13,425,470	11,915,190	11,322,880	28,124,816	35,534,675
Tobacco - - - - - Lb.	495,148	529,969	732,671	1,481,895	1,461,820
Wood - - - - -	—	—	—	—	—
Other Articles - - - - -	—	—	—	—	—

TRADE with PRINCIPAL COUNTRIES, distinguishing PRINCIPAL ARTICLES; VALUES—continued.

ARTICLES.	1902-3.	1903-4.	1904-5.	1905-6.	1906-7.
MAURITIUS (INCLUDING SEYCHELLES).					
Imports therefrom :	£	£	£	£	£
Sugar	1,325,180	1,728,738	1,310,580	1,367,619	1,432,843
Other Articles	8,660	5,840	14,787	18,184	12,212
TOTAL	1,333,840	1,734,578	1,325,376	1,385,803	1,445,055
Exports of Foreign Merchandise :					
Cotton Manufactures	21,953	39,133	33,015	23,200	28,748
Other Articles	15,061	29,217	16,601	11,500	11,816
TOTAL	37,019	68,350	49,616	34,700	40,564
Exports of Indian Produce, &c. :					
Grain and Pulse :					
Rice	411,912	416,112	392,840	439,561	499,943
Wheat-flour	50,228	62,472	76,566	41,575	45,764
Other sorts	79,650	79,118	85,640	70,296	69,355
Jute Manufactures	26,498	57,985	38,546	41,745	67,539
Oils, Vegetable	37,957	35,901	39,211	37,692	31,806
Provisions	20,404	21,175	20,468	21,108	16,209
Other Articles	89,814	96,622	102,040	101,081	102,534
TOTAL	716,463	769,385	755,309	753,058	832,740
RÉUNION.					
Imports therefrom :					
Miscellaneous Articles	60	4,624	15,406	22,809	57,778
Exports of Indian Produce, &c. :					
Rice	109,269	119,830	53,497	54,281	21,067
Other Articles	11,036	9,689	4,366	6,435	522
TOTAL	120,305	129,519	57,863	60,716	21,589
PORTUGUESE EAST AFRICA.					
Imports therefrom :					
Miscellaneous Articles	7,299	5,910	6,012	5,771	5,606
Exports of Foreign Merchandise :					
Cotton Manufactures	47,327	66,544	38,197	48,814	41,044
Other Articles	25,188	41,646	25,488	16,464	16,063
TOTAL	72,515	108,190	63,685	65,278	57,107
Exports of Indian Produce, &c. :					
Cotton Manufactures	88,336	72,369	40,290	62,470	53,729
Grain and Pulse	40,488	175,495	59,033	71,093	71,500
Jute, Gunny Bags	5,762	3,914	9,366	3,911	31,246
Other Articles	32,734	31,384	23,166	28,731	49,120
TOTAL	167,322	283,152	131,855	166,205	205,595
NATAL.					
Imports therefrom :					
Miscellaneous Articles	3,039	5,982	16,344	5,027	3,653
Exports of Foreign Merchandise :					
Miscellaneous Articles	33,546	25,137	24,997	21,708	12,580
Exports of Indian Produce, &c. :					
Rice	171,589	164,495	159,892	136,897	162,347
Jute, Gunny Bags	54,339	36,561	59,324	71,515	71,143
Oils, Vegetable	43,379	33,111	23,675	31,283	35,426
Provisions	41,175	32,000	36,957	36,157	29,720
Other Articles	143,739	102,421	79,820	85,796	59,780
TOTAL	454,221	368,588	359,668	261,648	358,416
CAPE COLONY.					
Imports therefrom :					
Miscellaneous Articles	1,858	1,761	11,568	1,150	1,420
Exports (Foreign and Indian) thereto :					
Jute, Gunny Bags	151,706	56,383	68,039	86,933	103,816
Rice	86,011	67,155	80,023	81,865	94,197
Other Articles	107,513	92,004	71,702	43,480	55,548
TOTAL	345,230	215,542	219,764	212,278	253,561
CANADA.					
Imports therefrom :					
Miscellaneous Articles	0	8,887	425	11	1,056
Exports (Foreign and Indian) thereto :					
Jute, Gunny Cloth	21,004	1,133	7,872	23,148	33,140
Tea	146,672	236,645	365,274	447,387	440,004
Other Articles	3,443	25,364	12,843	36,123	45,219
TOTAL	171,119	263,142	385,989	506,658	518,453
UNITED STATES.					
Imports therefrom :					
Clocks and Watches	16,042	17,208	21,936	17,296	24,502
Cotton Piece Goods	99,130	85,712	66,219	169,678	128,491
Hardware and Cutlery	30,314	48,645	55,196	54,365	71,787
Instruments, Apparatus, &c.	16,844	14,927	20,402	23,241	56,349
Iron and Steel	42,375	66,566	137,637	71,210	81,551
Liquors	12,528	15,464	17,747	21,533	22,030
Machinery and Millwork	27,094	47,490	47,262	45,064	68,307
Oils, Mineral	423,732	402,354	422,366	805,021	697,976
Tobacco	33,650	34,063	44,976	98,967	86,845
Wood	6,578	8,703	10,316	25,302	2,489
Other Articles	95,374	111,342	146,497	163,368	157,710
TOTAL	808,661	852,474	990,494	1,435,043	1,698,037

TRADE with PRINCIPAL COUNTRIES, distinguishing PRINCIPAL ARTICLES; QUANTITIES—continued.

ARTICLES.	1902-3.	1903-4.	1904-5.	1905-6.	1906-7.
UNITED STATES—cont.					
Exports of Foreign Merchandise :					
Miscellaneous Articles	—	—	—	—	—
Exports of Indian Produce, &c.					
Caoutchouc, Raw Cwt.	365	478	1,217	1,887	608
Chemicals: Saltpetre "	113,171	122,773	102,090	104,696	105,034
Indigo "	6,619	8,494	4,334	1,530	1,258
Hides and Skins :					
Raw "	233,793	268,861	375,049	529,967	466,999
Dressed or Tanned "	20,871	21,396	25,956	29,116	41,131
Jute: Raw "	1,767,987	1,975,253	1,928,622	2,011,951	2,058,570
" Gunny Bags No.	13,580,500	7,816,300	11,339,300	10,882,100	25,785,400
" Cloth Yards	353,813,300	365,481,700	352,048,890	419,531,400	479,387,950
Lac (chiefly Shell) Cwt.	82,021	76,153	87,179	128,358	129,357
Manganese Ore "	359,000	717,200	1,287,500	1,936,700	2,786,400
Mica "	3,331	3,429	1,003	4,963	8,605
Oils, Vegetable (chiefly coconut) Gals.	775,855	1,105,920	534,287	345,425	281,970
Spices Lb.	2,206,587	3,047,292	2,547,828	5,239,624	1,994,841
Tea "	2,671,942	1,523,047	2,236,839	2,174,593	1,739,208
Wool, Raw "	225,856	252,504	2,225,391	1,203,203	1,578,903
Woollen Manufactures "	—	—	—	—	—
Other Articles "	—	—	—	—	—
SANDWICH ISLANDS.					
Exports of Indian Produce, &c. thereto :					
Jute, Gunny Bags No.	3,474,500	4,076,600	2,472,800	3,386,900	5,228,200
WEST INDIES, BRITISH AND FOREIGN.					
Imports therefrom :					
Miscellaneous Articles	—	—	—	—	—
Exports (Foreign and Indian) thereto :					
Rice Cwt.	226,734	172,320	224,078	278,504	113,309
Jute, Gunny Bags No.	6,969,350	10,492,100	8,225,510	11,929,150	10,660,451
Linseed Cwt.	21,001	20,460	21,100	47,480	0
Other Articles	—	—	—	—	—
BRITISH GUIANA.					
Exports (Foreign and Indian) thereto :					
Rice Cwt.	162,335	126,461	221,994	82,557	12,489
Linseed "	0	39,636	25,008	50,240	21,386
Other Articles "	—	—	—	—	—
BRAZIL.					
Imports therefrom :					
Miscellaneous Articles	—	—	—	—	—
Exports of Indian Produce, &c. :					
Rice Cwt.	974,902	698,260	1,039,377	384,838	232,397
Other Articles	—	—	—	—	—
ARGENTINE REPUBLIC.					
Exports of Indian Produce, &c. :					
Jute, Gunny Cloth Yds.	76,233,000	131,380,600	154,986,500	141,544,300	97,166,100
" Other Manufactures	—	—	—	—	—
Other Articles	—	—	—	—	—
CHILE.					
Exports of Indian Produce, &c. :					
Jute, Gunny Bags No.	16,416,300	18,790,100	28,040,850	31,615,950	22,890,500
Rice Cwt.	84,379	73,346	147,722	238,973	173,414
Other Articles	—	—	—	—	—
PERU.					
Exports of Indian Produce, &c. :					
Jute Manufactures	—	—	—	—	—
Other Articles	—	—	—	—	—
URUGUAY.					
Exports of Indian Produce, &c. :					
Jute Manufactures, Gunny Cloth Yards	3,590,000	7,713,000	7,206,000	6,400,000	3,574,400
Other Articles	—	—	—	—	—
ADEN.					
Imports therefrom :					
Gums and Resins Cwt.	11,239	20,766	22,382	23,404	23,708
Jewellery and Plate	—	—	—	—	—
Salt Tons	57,097	54,083	60,745	95,677	59,718
Other Articles	—	—	—	—	—
Exports of Foreign Merchandise :					
Cotton Manufactures	—	—	—	—	—
Other Articles	—	—	—	—	—

TRADE with PRINCIPAL COUNTRIES, distinguishing PRINCIPAL ARTICLES; VALUES—continued.

ARTICLES.	1902-3.	1903-4.	1904-5.	1905-6.	1906-7.
UNITED STATES—cont.					
Exports of Foreign Merchandise:	£	£	£	£	£
Miscellaneous Articles	21,980	17,591	13,741	14,174	18,555
Exports of Indian Produce, &c.:					
Caoutchouc, Raw	2,865	5,482	15,788	30,087	13,352
Chemicals: Saltpetre	76,627	82,629	69,130	79,818	79,146
Indigo	89,899	96,172	50,614	20,392	18,609
Hides and Skins:					
Raw	1,630,364	1,592,532	1,972,361	2,883,064	2,602,526
Dressed or Tanned	184,848	174,548	212,444	233,387	331,837
Jute: Raw	731,502	910,110	887,457	1,328,794	1,852,032
" Gunny Bags	122,576	75,136	106,683	108,043	321,799
" Cloth	1,970,636	2,046,131	2,013,256	2,519,363	3,596,561
Lac (chiefly Shell)	445,678	604,457	724,637	996,828	1,117,917
Manganese Ore	35,867	35,860	56,710	91,107	125,133
Mica	16,010	12,504	8,151	32,964	50,288
Oils, Vegetable (chiefly Coconut)	73,501	103,857	50,901	35,121	27,646
Spices	37,568	54,461	33,998	82,970	32,282
Tea	52,622	41,551	56,298	49,701	40,596
Wool, Raw	5,723	6,880	55,044	30,097	37,198
Woollen Manufactures	46,738	36,754	26,502	26,938	26,932
Other Articles	145,021	141,013	133,980	123,456	141,881
TOTAL	5,668,045	6,020,077	6,473,954	8,672,130	10,415,735
SANDWICH ISLANDS.					
Exports of Indian Produce, &c., thereto:					
Jute, Gunny Bags	35,124	43,340	26,268	38,732	78,089
Other Articles	67	34	15	1	0
TOTAL	35,191	43,374	26,283	38,733	78,089
WEST INDIES, BRITISH AND FOREIGN.					
Imports therefrom:					
Miscellaneous Articles	6,016	187	348	383	427
Exports (Foreign and Indian) thereto:					
Rice	81,764	58,788	79,457	103,873	56,105
Jute: Gunny Bags	118,468	190,596	160,172	274,821	275,813
Linseed	13,343	8,370	7,673	22,167	0
Other Articles	8,176	8,308	6,550	11,097	9,660
TOTAL	221,751	266,062	253,852	411,958	341,578
BRITISH GUIANA.					
Exports (Foreign and Indian) thereto:					
Rice	59,808	43,920	70,981	26,377	5,853
Linseed	0	17,293	8,502	24,029	10,694
Other Articles	18,585	18,291	18,529	14,901	21,410
TOTAL	78,393	79,504	98,012	65,307	37,957
BRAZIL.					
Imports therefrom:					
Miscellaneous Articles	251	57	5	70	0
Exports of Indian Produce, &c.:					
Rice	261,175	209,059	273,453	110,128	63,851
Other Articles	0	3	0	8,266	4,863
TOTAL	261,175	209,062	273,453	118,394	68,714
ARGENTINE REPUBLIC.					
Exports of Indian Produce, &c.:					
Jute: Gunny Cloth	483,905	814,947	938,604	987,579	853,365
" Other Manufactures	4,318	24,265	15,483	32,654	32,235
Other Articles	9,693	4,067	26,497	27,583	52,561
TOTAL	497,916	843,279	980,584	1,027,816	938,161
CHILE.					
Exports of Indian Produce, &c.:					
Jute, Gunny Bags	161,823	190,278	315,970	428,502	323,834
Rice	21,718	21,973	38,920	63,707	53,189
Other Articles	2,505	933	3,676	5,055	7,302
TOTAL	186,046	213,184	358,566	497,264	384,325
PERU.					
Exports of Indian Produce, &c.:					
Jute Manufactures	26,638	39,541	45,493	47,660	91,019
Other Articles	0	0	0	1	7
TOTAL	26,638	39,541	45,493	47,661	91,026
URUGUAY.					
Exports of Indian Produce, &c.:					
Jute Manufactures, Gunny Cloth	23,256	50,245	47,320	44,293	33,472
Other Articles	976	1,061	930	1,178	2,976
TOTAL	24,232	51,306	48,250	45,471	36,448
ADEN.					
Imports therefrom:					
Gums and Resins	12,237	21,162	21,992	21,599	24,402
Jewellery and Plate	15,933	24,229	15,068	30,041	33,297
Salt	52,518	49,894	57,510	89,156	54,828
Other Articles	76,812	56,455	88,008	73,830	53,791
TOTAL	157,500	151,740	182,578	214,626	166,318
Exports of Foreign Merchandise:					
Cotton Manufactures	56,859	58,829	55,963	69,908	71,367
Other Articles	42,413	38,545	38,579	48,140	41,485
TOTAL	99,272	97,374	94,542	118,048	112,852

TRADE WITH PRINCIPAL COUNTRIES, distinguishing PRINCIPAL ARTICLES; QUANTITIES—continued.

ARTICLES.	1902-3.	1903-4.	1904-5.	1905-6.	1906-7.
ADEN—cont.					
Exports of Indian Produce, &c. :					
Cotton : Twist and Yarn Lb.	2,068,403	1,718,180	1,285,032	1,438,112	1,848,810
" Manufactures	—	—	—	—	—
Grain and Pulse :					
Jawar and Bajra Cwt.	166,690	823,199	1,123,570	713,112	324,043
Rice "	331,699	531,494	344,263	355,848	392,273
Wheat Flour "	150,109	238,990	223,376	243,282	191,304
Spices Lb.	2,981,076	4,404,383	3,002,422	3,489,407	2,043,867
Tobacco "	6,783,389	6,995,590	5,113,979	5,404,959	5,396,608
Other Articles	—	—	—	—	—
ARABIA.					
Imports therefrom :					
Gums and Resins Cwt.	16,396	30,729	21,608	25,281	16,043
Precious Stones and Pearls (unset)	—	—	—	—	—
Provisions (mainly Dates)	—	—	—	—	—
Salt Tons	52,801	48,495	64,350	72,239	35,158
Other Articles	—	—	—	—	—
Exports of Foreign Merchandise :					
Cotton Manufactures	—	—	—	—	—
Sugar Cwt.	28,487	21,405	13,520	58,460	41,587
Other Articles	—	—	—	—	—
Exports of Indian Produce, &c. :					
Cotton Manufactures	—	—	—	—	—
" Twist and Yarn Lb.	642,050	695,626	648,535	818,458	657,820
Grain and Pulse :					
Jawar and Bajra Cwt.	137,470	314,455	687,439	548,625	195,912
Rice "	1,233,686	1,000,821	1,197,733	1,003,257	649,548
Wheat flour "	135,955	155,846	269,669	258,758	218,560
Other sorts "	190,370	58,047	204,552	92,269	56,512
Spices Lb.	635,076	1,361,795	992,828	1,384,551	757,456
Other Articles	—	—	—	—	—
BAHREIN ISLANDS.					
Imports therefrom :					
Precious Stones and Pearls (unset)	*	—	*	—	—
Other Articles	—	—	—	—	—
Exports of Foreign Merchandise :					
Cotton Manufactures	*	*	—	—	—
Other Articles	—	—	—	—	—
Exports of Indian Produce, &c. :					
Rice Cwt.	*	*	210,905	207,825	120,366
Other Articles	—	—	—	—	—
CEYLON.					
Imports therefrom :					
Cocoanut Oil Gals.	765,290	238,098	276,648	447,951	941,233
Hides and Skins, raw, dressed, and tanned Cwt.	7,632	8,017	8,320	8,137	9,591
Jewellery and Plate	—	—	—	—	—
Jute, Gunny Bags No.	3,799,391	4,026,533	3,696,415	3,687,987	4,242,920
Liquors Gals.	90,121	95,644	85,285	74,549	62,560
Metals Cwt.	29,171	41,431	13,836	13,122	12,730
Spices (chiefly Betelnuts) Lb.	10,094,995	13,623,040	15,392,926	14,410,622	18,531,185
Tea "	780,078	433,365	1,612,608	1,741,838	812,869
Wood	—	—	—	—	—
Other Articles	—	—	—	—	—
Exports of Foreign Merchandise :					
Cotton Manufactures	—	—	—	—	—
Other Articles	—	—	—	—	—
Exports of Indian Produce, &c. :					
Animals, Living No.	291,088	287,587	256,661	208,208	258,604
Coal and Coke Tons	274,473	257,251	374,754	381,051	404,149
Coffee Cwt.	19,117	17,856	22,907	18,552	18,577
Cotton Manufactures	—	—	—	—	—
Drugs, Medicines and Narcotics	—	—	—	—	—
Fodder, Bran, and Cattle Food Cwt.	489,401	564,520	668,671	472,813	398,166
Fruits and Vegetables, fresh	—	—	—	—	—
Grain and Pulse :					
Rice Cwt.	5,359,108	5,779,467	6,176,291	6,802,557	6,782,709
Pulse "	91,891	107,036	180,948	123,603	175,212
Wheat flour Lb.	12,750,692	12,032,535	12,667,250	11,770,728	113,202
Other sorts Cwt.	55,007	63,679	62,428	60,731	77,005
Jute Manufactures	—	—	—	—	—
Manures Tons	5,963	8,055	11,076	19,460	29,174
Provisions (mainly Fish)	—	—	—	—	—
Seeds Cwt.	92,488	125,291	100,780	79,897	88,635
Spices Lb.	6,454,097	8,482,168	7,604,268	6,776,867	8,721,515
Tea "	169,693	868,919	1,292,591	2,101,127	4,818,284
Wood (chiefly Teak)	—	—	—	—	—
Other Articles	—	—	—	—	—

TRADE WITH PRINCIPAL COUNTRIES, distinguishing PRINCIPAL ARTICLES; VALUES—continued.

ARTICLES.	1902-3.	1903-4.	1904-5.	1905-6.	1906-7.
	£	£	£	£	£
ADEN.—cont.					
Exports of Indian Produce, &c. :					
Cotton, Twist and Yarn	47,941	44,205	34,544	41,304	55,347
Cotton Manufactures	104,614	148,326	102,079	122,983	140,838
Grain and Pulse :					
Jawar and Bajra	43,176	205,581	279,936	193,324	84,929
Rice	112,646	193,955	124,541	131,211	169,479
Wheat Flour	71,093	113,282	103,532	115,972	97,204
Spices	48,696	62,669	39,570	38,166	28,444
Tobacco	57,020	58,191	42,683	45,011	44,555
Other Articles	125,179	175,810	135,201	150,631	125,624
TOTAL	610,365	1,002,019	862,086	833,602	746,420
Imports therefrom : ARABIA.					
Gums and Resins	13,447	24,961	18,118	21,281	12,943
Precious Stones and Pearls (unset)	250,663	269,955	266,577	413,205	167,693
Provisions (mainly Dates)	95,655	105,016	104,497	99,773	142,827
Salt	47,534	43,915	58,176	65,559	31,905
Other Articles	30,942	38,391	24,140	30,240	25,530
TOTAL	438,241	482,238	471,508	630,058	380,898
Exports of Foreign Merchandise :					
Cotton Manufactures	137,886	187,340	185,472	265,300	188,070
Sugar	19,460	14,640	9,717	42,493	24,684
Other Articles	69,866	71,865	101,629	92,650	78,394
TOTAL	227,212	273,845	296,818	400,443	291,148
Exports of Indian Produce, &c. :					
Cotton Manufactures	28,069	37,316	32,768	49,808	33,036
" Twist and Yarn	17,180	19,795	20,505	27,057	22,763
Grain and Pulse :					
Jawar and Bajra	33,061	73,826	169,022	147,782	51,507
Rice	437,813	373,135	443,862	382,323	292,816
Wheat-flour	59,080	62,116	119,222	122,137	104,966
Other sorts	67,685	20,656	66,074	32,276	21,647
Spices	15,141	23,216	17,941	24,541	14,493
Other Articles	83,592	95,253	120,027	134,351	103,532
TOTAL	741,621	705,313	989,321	920,275	644,760
BAHREIN ISLANDS.					
Imports therefrom :					
Precious Stones and Pearls (unset)	*	*	0	0	325,780
Other Articles	*	*	0	0	8,262
TOTAL	*	*	0	0	334,042
Exports of Foreign Merchandise :					
Cotton Manufactures	*	*	0	0	47,394
Other Articles	*	*	0	0	24,517
TOTAL	*	*	0	0	71,911
Exports of Indian Produce, &c. :					
Rice	*	*	76,855	85,859	53,921
Other Articles	*	*	3,741	13,436	40,354
TOTAL	*	*	80,596	99,295	94,275
CEYLON.					
Imports therefrom :					
Cocoanut Oil	84,838	21,451	29,867	49,771	117,241
Hides and Skins, raw, dressed and tanned	20,331	20,522	21,383	22,656	26,358
Jewellery and Plate	768	848	4,027	14,148	5,205
Jute, Gunny Bags	33,814	38,382	36,826	40,251	47,510
Liquors	14,677	17,049	16,819	14,717	12,750
Metals	71,005	88,342	19,367	4,767	10,267
Spices (chiefly Betelnuts)	93,777	113,762	129,117	120,907	168,937
Tea	20,808	12,002	40,461	42,791	20,815
Wood	10,660	12,184	13,092	15,177	18,378
Other Articles	123,822	145,376	104,242	122,116	138,851
TOTAL	474,500	469,918	415,201	447,301	566,312
Exports of Foreign Merchandise :					
Cotton Manufactures	37,820	41,067	48,240	38,955	28,060
Other Articles	47,042	43,313	56,449	65,800	57,480
TOTAL	84,862	84,380	104,689	104,755	85,540
Exports of Indian Produce, &c. :					
Animals, Living	93,499	93,097	86,201	82,664	79,831
Coal and Coke	170,624	133,378	193,887	199,660	213,281
Coffee	41,292	37,372	54,407	43,626	45,052
Cotton Manufactures	189,093	181,356	207,188	239,670	201,260
Drugs, Medicines, and Narcotics	19,944	22,639	24,551	22,420	26,884
Fodder, Bran, and Cattle Food	103,947	109,703	125,605	98,435	87,724
Fruits and Vegetables, fresh	56,752	40,684	43,437	54,026	57,955
Grain and Pulse :					
Rice	1,737,356	1,811,185	1,911,439	2,291,928	2,669,130
Pulse	28,049	34,000	57,023	40,638	61,856
Wheat-flour	51,155	47,497	51,216	50,525	53,371
Other sorts	14,175	18,127	17,148	17,763	23,038
Jute Manufactures	19,588	27,422	22,182	24,324	32,954
Manures	15,888	20,172	41,364	49,544	102,986
Provisions (mainly Fish)	121,270	129,895	142,613	126,947	126,463
Seeds	40,186	55,454	44,193	45,405	52,429
Spices	40,718	61,457	63,227	64,682	75,383
Tea	4,480	26,132	45,085	68,506	146,464
Wood (chiefly Teak)	44,037	62,480	34,549	22,934	18,038
Other Articles	145,330	141,560	137,096	146,365	180,518
TOTAL	2,937,383	3,053,594	3,303,411	3,690,112	4,254,617

* Not enumerated till 1st April, 1904.

TRADE with PRINCIPAL COUNTRIES, distinguishing PRINCIPAL ARTICLES; QUANTITIES—continued,

ARTICLES.	1902-3.	1903-4.	1904-5.	1905-6.	1906-7.
CHINA—HONGKONG.					
Imports therefrom:					
Copper - - - - - Cwt.	45,861	23,050	7,255	1,524	534
Drugs, Medicines, and Narcotics - - - - -	—	—	—	—	—
Fireworks - - - - -	—	—	—	—	—
Grain and Pulse - - - - - Cwt.	178,058	51,387	7,556	43,682	33,405
Hemp, raw - - - - - "	7,801	11,419	11,077	9,260	14,815
Silk:					
Raw - - - - - Lb.	743,816	773,234	959,334	794,203	614,208
Manufactures - - - - -	—	—	—	—	—
Sugar, refined - - - - - Cwt.	668,452	348,898	284,912	130,275	51,079
Other Articles - - - - -	—	—	—	—	—
Exports of Foreign Merchandise:					
Provisions - - - - -	—	—	—	—	—
Other Articles - - - - -	—	—	—	—	—
Exports of Indian Produce, &c.:					
Chemicals (chiefly Saltpetre) - - - - - Cwt.	102,306	80,708	85,519	103,449	83,417
Coal - - - - - Tons	0	0	0	126,064	100,711
Cotton:					
Raw - - - - - Cwt.	144,707	131,200	157,368	172,286	117,336
Twist and Yarn - - - - - Lb.	109,725,227	119,738,220	97,632,104	142,624,652	83,023,510
Drugs and Medicines - - - - -	—	—	—	—	—
Grain and Pulse:					
Rice - - - - - Cwt.	308,532	499,587	291,795	65,460	91,005
Other sorts - - - - - "	34,780	62,589	338,255	43,817	24,904
Jadestone - - - - - "	1,650	1,540	2,540	1,780	1,864
Jute Manufactures - - - - -	—	—	—	—	—
Oils - - - - -	—	—	—	—	—
Opium - - - - - Cwt.	50,139	52,554	53,942	54,337	57,692
Seeds - - - - - "	2,824	7,963	60,881	101,872	78,633
Tea - - - - - Lb.	1,141,631	1,211,679	1,201,087	1,367,127	1,400,760
Other Articles - - - - -	—	—	—	—	—
CHINA—TREATY PORTS.					
Imports therefrom:					
Drugs, Medicines, and Narcotics - - - - -	—	—	—	—	—
Glass and Glassware (mainly Bangles) - - - - -	—	—	—	—	—
Silk:					
Raw - - - - - Lb.	555,612	481,553	505,067	562,709	435,359
Manufactures - - - - -	—	—	—	—	—
Tea - - - - - Lb.	2,111,442	2,141,847	1,229,703	1,306,935	1,028,096
Other Articles - - - - -	—	—	—	—	—
Exports of Foreign Merchandise:					
Miscellaneous Articles - - - - -	—	—	—	—	—
Exports of Indian Produce:					
Cotton:					
Raw - - - - - Cwt.	51,097	33,457	13,846	12,400	48,714
Twist and Yarn - - - - - Lb.	122,687,681	116,223,660	131,475,225	139,471,240	140,402,088
Piece Goods - - - - - Yds.	2,594,993	1,035,760	10,018,528	11,384,743	976,746
Grain and Pulse - - - - - Cwt.	351,222	63,222	80,725	24,307	227,951
Jute Manufactures - - - - -	—	—	—	—	—
Oil, Mineral - - - - - Gals.	0	0	1,314,429	412,040	0
Opium - - - - - Cwt.	19,017	22,689	18,097	13,029	13,752
Tea - - - - - Lb.	379,366	5,701,712	611,932	1,709,223	3,418,916
Other Articles - - - - -	—	—	—	—	—
FRENCH INDO-CHINA.					
Imports therefrom:					
Miscellaneous Articles - - - - -	—	—	—	—	—
Exports (Foreign and Indian) thereto:					
Cotton, raw - - - - - Cwt.	22,901	28,807	2,454	7,385	12,171
Jute Manufactures - - - - -	—	—	—	—	—
Opium - - - - - Cwt.	1,907	3,299	1,026	733	851
Other Articles - - - - -	—	—	—	—	—

TRADE with PRINCIPAL COUNTRIES, distinguishing PRINCIPAL ARTICLES; VALUES—continued.

ARTICLES.	1902-3.	1903-4.	1904-5.	1905-6.	1906-7.
CHINA—HONGKONG					
Imports therefrom :	£	£	£	£	£
Copper	130,952	65,618	22,993	5,873	2,586
Drugs, Medicines and Narcotics	39,952	28,339	40,723	51,458	70,337
Fireworks	15,035	24,852	33,289	22,867	35,156
Grain and Pulse	61,696	18,156	2,360	15,915	12,913
Hemp, raw	16,078	21,148	21,572	20,878	30,260
Silk :					
Raw	128,821	170,368	218,280	194,617	138,529
Manufactures	106,539	91,186	93,421	109,430	106,935
Sugar, refined	379,820	228,418	208,482	106,292	36,945
Other Articles	123,659	174,748	179,873	152,112	128,148
TOTAL	1,002,552	822,833	820,993	679,440	561,809
Exports of Foreign Merchandise :					
Provisions	42,717	65,008	58,144	62,623	63,968
Other Articles	36,928	48,070	77,508	44,821	53,652
TOTAL	79,645	113,078	135,652	107,450	117,620
Exports of Indian Produce, &c. :					
Chemicals (chiefly Saltpetre)	83,543	64,045	61,750	78,707	72,279
Coal	0	0	0	63,116	52,712
Cotton :					
Raw	237,992	241,099	321,925	323,408	221,731
Twist and Yarn	2,483,517	2,756,372	2,572,903	3,881,408	2,364,410
Drugs and Medicines	23,061	21,805	15,852	22,733	20,283
Grain and Pulse :					
Rice	70,197	120,861	48,328	11,010	24,420
Other sorts	9,338	18,047	80,125	13,558	8,895
Jadestone	19,460	34,569	38,670	46,614	33,353
Jute Manufactures	374,988	244,439	210,965	352,882	411,482
Oils	2,296	5,451	56,389	40,336	5,413
Opium	2,753,815	3,576,431	4,036,436	3,775,826	3,771,409
Seeds	1,824	3,133	26,409	46,402	36,209
Tea	26,462	30,443	30,190	36,937	35,550
Other Articles	118,637	115,030	102,706	141,412	191,427
TOTAL	6,205,130	7,231,525	7,602,646	8,836,349	7,249,573
CHINA—TREATY PORTS.					
Imports therefrom :					
Drugs, Medicines, and Narcotics	19,885	25,025	25,367	34,667	38,100
Glass and Glassware (mainly Bangles)	36,902	37,931	27,563	24,068	29,090
Silk :					
Raw	163,757	156,607	182,010	218,169	161,931
Manufactures	136,610	147,029	138,236	143,662	119,569
Tea	84,745	90,869	58,918	55,295	56,661
Other Articles	21,524	37,687	28,989	26,890	28,572
TOTAL	463,423	495,148	461,083	503,651	433,923
Exports of Foreign Merchandise :					
Miscellaneous Articles	10,671	10,163	47,513	9,946	8,468
Exports of Indian Produce :					
Cotton :					
Raw	90,279	72,310	28,253	22,631	98,255
Twist and Yarn	2,821,411	2,712,165	3,418,454	3,903,492	3,967,907
Piece Goods	22,072	10,068	101,628	114,934	9,202
Grain and Pulse	83,234	14,849	24,882	6,437	74,457
Jute Manufactures	69,222	111,134	194,356	116,232	58,372
Oil, Mineral	0	0	41,240	18,734	0
Opium	1,263,635	1,610,296	1,504,604	1,130,372	1,031,065
Tea	6,201	136,739	9,177	36,163	55,456
Other Articles	10,703	17,452	29,102	30,078	23,825
TOTAL	4,366,757	4,685,013	5,351,696	5,374,068	5,318,539
FRENCH INDO-CHINA.					
Imports therefrom :					
Miscellaneous Articles	117	340	23	25	4,530
Exports (Foreign and Indian) thereto :					
Cotton, Raw	40,348	59,418	5,281	15,354	26,356
Jute Manufactures	1,733	24,121	90,861	107,936	129,431
Opium	98,620	212,247	76,333	50,345	52,673
Other Articles	2,570	254	1,058	4,240	6,524
TOTAL	143,271	296,040	173,533	177,875	214,984

TRADE with PRINCIPAL COUNTRIES, distinguishing PRINCIPAL ARTICLES; QUANTITIES—continued.

ARTICLES.		1902-3.	1903-4.	1904-5.	1905-6.	1906-7.
JAPAN.						
Imports therefrom :						
Apparel	Lb.	557,660	671,220	856,130	397,621	426,007
Camphor	Tons	6,773	16,424	55,443	27,862	4,505
Coal		—	—	—	—	—
Cotton Hosiery		—	—	—	—	—
Matches		—	—	—	—	—
Metals	Cwt.	7,795	25,218	5,401	3,076	3,709
Silk Manufactures		—	—	—	—	—
Other Articles		—	—	—	—	—
Exports of Foreign Merchandise :						
Miscellaneous Articles		—	—	—	—	—
Exports of Indian Produce, &c. :						
Cotton, Raw	Cwt.	1,721,777	1,680,475	1,950,905	2,230,989	1,728,958
Grain and Pulse :						
Rice	"	4,080,969	7,029,236	9,277,239	6,593,531	2,663,060
Other Sorts	"	1,470	358,760	312,028	153,839	80,860
Indigo	"	9,946	4,355	168	242	1,600
Jute, Raw	"	6,732	11,937	33,384	38,098	32,417
Manures*	Tons	0	0	214	7,253	11,749
Wool, Raw	Lb.	39,760	248,136	1,439,460	749,541	416,780
Other Articles		—	—	—	—	—
JAVA.						
Imports therefrom :						
Sugar	Cwt.	573,666	1,335,548	2,098,550	1,920,269	4,135,237
Teak	Cu. Tons	0	482	3,915	5,103	6,180
Other Articles (mainly Tea)		—	—	—	—	—
Exports of Foreign Merchandise :						
Miscellaneous Articles		—	—	—	—	—
Exports of Indian Produce, &c. :						
Fodder, Bran, and Cattle Food	Cwt.	92,549	117,861	227,401	75,963	3,505
Oilcake Manure	Tons	†	†	†	2,711	13,566
Opium	Cwt.	1,041	960	1,100	1,128	1,364
Rice		566,898	547,375	399,170	1,894,194	386,335
Jute, Gunny Bags	No.	892,600	1,694,000	3,869,500	2,729,000	2,220,722
Other Articles		—	—	—	—	—
MALDIVE ISLANDS.						
Imports therefrom :						
Miscellaneous Articles		—	—	—	—	—
Exports (Foreign and Indian) thereto :						
Miscellaneous Articles		—	—	—	—	—
MERRAN AND SONMIANL.						
Imports therefrom :						
Provisions		—	—	—	—	—
Other Articles		—	—	—	—	—
Exports of Foreign Merchandise :						
Miscellaneous Articles		—	—	—	—	—
Exports of Indian Produce, &c. :						
Grain and Pulse	Cwt.	86,369	55,433	66,234	36,454	34,014
Other Articles		—	—	—	—	—
PERSIA.						
Imports therefrom :						
Cotton, Raw	Cwt.	8,032	2,849	6,119	7,021	7,789
Drugs and Medicines		—	—	—	—	—
Hides and Skins, Raw	Cwt.	18,195	9,138	7,073	12,595	12,036
Horses	No.	2,405	449	431	206	416
Precious Stones and Pearls (unset)		—	—	—	—	—
Provisions (chiefly fruits)		—	—	—	—	—
Wool, Raw	Lb.	1,177,260	1,031,433	1,493,076	2,032,508	1,489,098
Other Articles		—	—	—	—	—
Exports of Foreign Merchandise :						
Cotton Twist and Yarn	Lb.	1,025,050	755,206	1,047,734	655,470	614,406
Cotton Manufactures		—	—	—	—	—
Metals	Cwt.	16,901	36,306	12,751	11,913	12,609
Sugar		34,591	8,160	18,391	66,153	43,433
Tea	Lb.	1,230,940	525,958	510,825	364,150	207,550
Other Articles		—	—	—	—	—
Exports of Indian Produce, &c. :						
Cotton Twist and Yarn	Lb.	1,441,194	1,874,964	2,244,340	1,444,074	2,237,636
Cotton Manufactures		—	—	—	—	—
Indigo	Cwt.	3,074	3,701	3,798	1,676	2,422
Grain and Pulse :						
Rice	"	262,050	106,894	139,193	71,340	70,630
Wheat and other Sorts	"	232,524	79,150	50,884	8,339	18,252
Tea	Lb.	3,254,035	2,171,252	3,136,396	1,102,283	928,820
Other Articles		—	—	—	—	—

* Including Oilcake Manure from September, 1905.
† Not enumerated till September, 1905.

TRADE with PRINCIPAL COUNTRIES, distinguishing PRINCIPAL ARTICLES; VALUES—continued.

ARTICLES.	1902-3.	1903-4.	1904-5.	1905-6.	1906-7.
Imports therefrom: JAPAN.					
Apparel	£ 29,281	£ 31,672	£ 42,265	£ 43,970	£ 49,546
Camphor	46,662	56,159	33,456	55,036	94,128
Coal	6,174	16,269	56,057	25,414	3,707
Cotton Hosiery	7,292	41,200	84,828	112,188	153,541
Matches	90,579	82,054	62,270	79,527	96,718
Metals	21,793	77,440	19,177	12,146	17,716
Silk Manufactures	288,811	445,237	336,904	398,733	493,404
Other Articles	82,469	104,946	97,312	129,230	164,641
TOTAL	573,061	854,977	782,269	856,244	1,073,401
Exports of Foreign Merchandise:					
Miscellaneous Articles	7,044	12,471	18,623	16,426	11,598
Exports of Indian Produce, &c.:					
Cotton, Raw	2,650,185	3,456,491	3,921,987	4,577,711	3,704,935
Grain and Pulse: Rice	1,084,104	1,975,231	2,347,596	1,825,539	804,308
Other sorts	114	86,878	57,098	36,907	16,537
Indigo	121,346	52,416	1,847	3,167	19,522
Jute, Raw	4,171	6,366	18,692	28,923	36,612
Manures*	0	0	856	30,419	45,279
Wool, Raw	1,927	9,296	54,576	30,660	16,345
Other Articles	28,545	39,080	75,463	84,611	86,426
TOTAL	3,889,792	5,626,258	6,478,115	6,617,937	4,729,964
Imports therefrom: JAVA.					
Sugar	314,098	782,690	1,311,662	1,163,144	1,872,859
Teak	0	3,188	22,304	30,677	37,375
Other Articles (mainly Tea)	14,410	16,276	11,052	13,715	26,037
TOTAL	328,508	802,154	1,345,018	1,207,536	1,936,271
Exports of Foreign Merchandise:					
Miscellaneous Articles	1,458	600	1,067	1,712	1,852
Exports of Indian Produce, &c.:					
Fodder, Bran, and Cattle Food	20,258	26,384	47,057	16,712	862
Oilcake Manure	†	†	†	13,415	67,980
Opium	53,798	63,402	78,383	70,980	87,117
Rice	140,539	137,993	94,024	501,585	118,683
Jute, Gunny Bags	14,771	35,111	61,925	54,470	50,976
Other Articles	7,778	14,629	19,238	20,393	25,258
TOTAL	237,139	277,519	300,627	677,535	350,876
MALDIVIVE ISLANDS.					
Imports therefrom:					
Miscellaneous Articles	1,959	4,780	4,655	6,301	7,407
Exports (Foreign and Indian) thereto:					
Miscellaneous Articles	7,182	14,061	16,239	15,231	13,412
MEKRAN AND SONMIANI.					
Imports therefrom:					
Provisions	15,161	16,738	16,824	21,528	21,414
Other Articles	31,165	15,849	18,756	21,321	20,342
TOTAL	46,326	32,587	35,580	42,849	41,756
Exports of Foreign Merchandise:					
Miscellaneous Articles	12,441	17,312	18,332	24,357	34,712
Exports of Indian Produce, &c.:					
Grain and Pulse	21,440	14,443	16,830	10,794	10,645
Other Articles	10,545	14,547	16,690	17,287	16,225
TOTAL	31,985	28,990	33,520	28,081	26,870
PERSIA.					
Imports therefrom:					
Cotton, Raw	13,412	5,342	11,634	13,886	14,735
Drugs and Medicines	14,038	36,920	22,833	16,368	19,045
Hides and Skins, Raw	47,525	22,367	17,556	34,143	43,917
Horses	47,253	8,933	8,640	4,207	10,247
Precious Stones and Pearls (unset)	130,657	72,167	34,601	41,408	35,192
Provisions (chiefly Fruits)	103,163	79,736	128,871	92,013	112,289
Wool, Raw	22,375	19,405	31,114	39,925	32,034
Other Articles	48,834	46,770	38,799	46,366	50,315
TOTAL	432,257	291,640	294,048	288,316	317,774
Exports of Foreign Merchandise:					
Cotton Twist and Yarn	37,388	28,561	47,404	28,488	27,597
Cotton Manufactures	179,928	229,430	215,824	243,019	208,192
Metals	26,774	60,382	17,150	15,906	26,322
Sugar	23,758	5,539	13,360	47,781	26,207
Tea	54,634	27,804	24,651	18,160	8,983
Other Articles	59,869	69,539	53,252	55,623	62,057
TOTAL	382,351	421,255	371,641	408,977	359,358
Exports of Indian Produce, &c.:					
Cotton Twist and Yarn	37,964	53,796	75,359	46,819	79,399
Cotton Manufactures	13,207	15,797	19,569	20,388	24,870
Indigo	32,088	45,193	46,260	19,410	28,665
Grain and Pulse:					
Rice	91,790	39,147	49,937	27,318	30,022
Wheat and other sorts	72,599	24,462	15,391	3,387	6,529
Tea	100,593	68,892	89,146	30,272	25,348
Other Articles	74,149	67,091	49,548	68,794	62,983
TOTAL	422,390	314,378	345,210	216,388	257,816

* Including Oilcake Manure from September 1905.
† Not enumerated till September 1905.

TRADE WITH PRINCIPAL COUNTRIES, distinguishing PRINCIPAL ARTICLES; QUANTITIES—continued.

ARTICLES.	1902-3.	1903-4.	1904-5.	1905-6.	1906-7.
PHILIPPINE ISLANDS.					
Imports therefrom:					
Miscellaneous Articles	—	—	—	—	—
Exports (Foreign and Indian) thereto:					
Cotton Piece Goods (Indian)	3,234,132	3,552,631	5,514,461	5,505,024	5,222,334
Rice	389,844	861,315	31,024	149,080	0
Other Articles	—	—	—	—	—
SIAM.					
Imports therefrom:					
Teak	32,052	33,175	42,929	61,657	55,281
Other Articles	—	—	—	—	—
Exports of Foreign Merchandise:					
Miscellaneous Articles	—	—	—	—	—
Exports of Indian Produce, etc.:					
Cotton Piece Goods	640,537	1,418,168	1,385,326	2,584,717	3,011,939
Drugs, Medicines, and Narcotics	—	—	—	—	—
Jute, Gunny Bags	779,600	1,852,500	2,937,400	4,989,200	3,040,600
Other Articles	—	—	—	—	—
STRAITS SETTLEMENTS.					
Imports therefrom:					
Apparel	—	—	—	—	—
Canes and Rattans	31,737	31,909	35,040	33,547	35,965
Cotton Manufactures	—	—	—	—	—
Drugs, Medicines, and Narcotics	—	—	—	—	—
Dyeing and Tanning Materials (chiefly Gambier)	—	—	—	—	—
Fruits and Vegetables (chiefly Cocoanuts)	—	—	—	—	—
Gums and Resins (chiefly Benjamin)	15,000	14,994	16,806	17,497	17,153
Matches	—	—	—	—	—
Metals: Tin	25,793	37,568	36,280	18,246	17,488
Oil, Mineral	562,100	3,785,768	12,024,063	11,382,564	6,282,550
Provisions (chiefly Fish)	—	—	—	—	—
Silk, Raw	314,788	261,633	340,129	180,747	220,118
„ Manufactures	—	—	—	—	—
Spices: Betelnuts	76,289,825	71,904,487	88,915,205	90,593,912	100,756,052
„ Other	2,331,694	1,501,361	1,947,830	1,786,982	1,927,664
Sugar	208,285	230,242	211,884	152,589	43,884
Wood	—	—	—	—	—
Other Articles	—	—	—	—	—
Exports of Foreign Merchandise:					
Cotton Manufactures	—	—	—	—	—
Other Articles	—	—	—	—	—
Exports of Indian Produce, &c.:					
Animals, Living	36,683	40,081	40,542	44,828	56,122
Coal	89,592	142,256	143,729	235,429	293,788
Cotton:					
Raw	946	853	473	819	1
Twist and Yarn	6,570,642	4,571,632	6,869,124	6,490,200	5,776,185
Manufactures	—	—	—	—	—
Fodder, &c.	—	—	—	—	—
Hides and Skins:					
Raw and Dressed	10,104	5,493	7,655	14,526	8,928
Jute Manufactures	—	—	—	—	—
Oil, Mineral	13,352	734,498	1,793,798	493,831	6,959
Opium	21,593	20,719	17,966	18,139	18,989
Provisions	—	—	—	—	—
Rice	9,333,272	7,326,886	5,415,145	5,030,844	4,067,027
Seeds	40,883	49,784	69,032	65,197	207,624
Tobacco	4,120,651	2,443,127	2,492,364	2,156,466	9,961,963
Other Articles	—	—	—	—	—

TRADE WITH PRINCIPAL COUNTRIES, distinguishing PRINCIPAL ARTICLES; VALUES—continued.

ARTICLES.	1902-3.	1903-4.	1904-5.	1905-6.	1906-7.
PHILIPPINE ISLANDS.					
	£	£	£	£	£
Imports therefrom:					
Miscellaneous Articles	9,999	6,388	8,545	22,777	13,031
Exports (Foreign and Indian) thereto:					
Cotton Piece Goods (Indian)	38,867	39,612	60,741	62,689	65,288
Rice	107,128	273,597	8,889	40,130	0
Other Articles	6,373	16,138	19,062	40,065	58,040
TOTAL	152,368	329,347	88,692	142,884	123,328
SIAM.					
Imports therefrom:					
Teak	166,217	195,256	259,990	354,395	366,199
Other Articles	1,465	2,472	4,796	8,805	10,328
TOTAL	167,682	197,728	264,786	363,200	376,527
Exports of Foreign Merchandise:					
Miscellaneous Articles	12,740	24,238	22,032	25,216	34,446
Exports of Indian Produce, etc.:					
Cotton Piece Goods	8,932	14,420	15,074	29,311	34,805
Drugs, Medicines, and Narcotics	775	94,056	58,919	47,811	31,545
Jute, Gunny Bags	10,675	28,201	48,460	86,157	60,347
Other Articles	13,436	18,122	26,981	36,797	43,596
TOTAL	33,818	154,799	149,434	200,076	170,293
STRAITS SETTLEMENTS.					
Imports therefrom:					
Apparel	25,630	24,927	25,355	19,780	20,272
Canes and Rattans	21,550	19,255	20,427	21,169	24,488
Cotton Manufactures	27,727	37,174	45,529	19,321	38,778
Drugs, Medicines and Narcotics	66,904	83,670	53,435	32,013	34,280
Dyeing and Tanning Materials (chiefly Gambier)	38,342	42,070	44,430	39,398	43,610
Fruits and Vegetables (chiefly Coconuts)	27,425	30,349	34,187	31,554	27,227
Gums and Resins (chiefly Benjamin)	26,586	27,073	31,766	29,517	29,872
Matches	67,454	75,575	70,333	68,229	77,865
Metals: Tin	156,774	242,552	242,339	139,681	171,143
Oil, Mineral	11,563	94,392	239,139	191,920	112,286
Provisions (chiefly Fish)	279,160	221,447	258,006	276,988	277,307
Silk, Raw	63,892	53,486	79,189	49,713	55,742
Manufactures	22,618	8,810	124,717	4,790	6,820
Spices: Betelnuts	298,177	247,112	361,253	401,495	609,572
Other	54,994	48,555	56,104	51,617	54,928
Sugar	120,985	189,901	189,290	95,458	23,146
Wood	22,304	27,622	27,336	55,129	31,767
Other Articles	217,504	204,798	166,194	178,392	206,623
TOTAL	1,549,589	1,638,768	2,019,029	1,701,164	1,845,726
Exports of Foreign Merchandise:					
Cotton Manufactures	99,985	86,992	71,844	36,535	36,357
Other Articles	56,572	51,114	62,070	59,028	55,147
TOTAL	156,557	138,106	133,914	95,563	91,504
Exports of Indian Produce, &c.:					
Animals, Living	40,573	46,441	36,621	42,753	61,172
Coal	50,783	71,752	76,177	124,744	154,598
Cotton:					
Raw	1,351	1,495	738	1,201	1
Twist and Yarn	163,846	123,695	212,684	204,434	183,842
Manufactures	251,398	295,004	240,841	283,812	289,880
Fodder, &c.	123,109	129,995	104,228	92,782	103,760
Hides and Skins:					
Raw and Dressed	41,223	25,006	41,235	58,954	43,754
Jute Manufactures	479,710	259,122	308,778	367,295	473,851
Oil, Mineral	1,010	25,802	61,217	18,363	3,165
Opium	1,114,266	1,365,743	1,262,834	1,163,529	1,150,506
Provisions	71,313	81,242	81,858	92,644	98,603
Rice	2,354,855	2,043,225	1,379,120	1,372,975	1,255,463
Seeds	20,734	28,121	32,740	43,337	101,457
Tobacco	44,095	34,341	40,536	43,348	95,373
Other Articles	267,004	289,585	278,470	289,620	357,236
TOTAL	5,025,270	4,804,569	4,167,077	4,199,791	4,352,661

TRADE with PRINCIPAL COUNTRIES, distinguishing PRINCIPAL ARTICLES; QUANTITIES—concluded.

ARTICLES.	1902-3.	1903-4.	1904-5.	1905-6.	1906-7
SUMATRA.					
Imports therefrom :					
Mineral Oil - - - - - Gals.	728,565	1,348,658	5,944,445	5,503,985	11,945,978
Other Articles - - - - -	—	—	—	—	—
Exports of Foreign and Indian Produce, &c. :					
Coal - - - - - Tons.	14,655	13,975	30,802	35,227	70,648
Rice - - - - - Cwt.	0	0	40,078	140,385	122,078
Other Articles - - - - -	—	—	—	—	—
TURKEY IN ASIA (LEVANT AND BLACK SEA PORTS).					
Imports therefrom :					
Miscellaneous Articles - - - - -	—	—	—	—	—
Exports of Foreign Merchandise :					
Miscellaneous Articles - - - - -	—	—	—	—	—
Exports of Indian Produce, &c. :					
Cotton Twist and Yarn - - - - - Lb.	1,179,576	2,161,270	2,341,105	876,200	2,896,340
Hides and Skins - - - - - Cwt.	1,729	18,199	9,967	17,269	19,700
Indigo - - - - - "	5,585	2,916	1,777	2,329	1,891
Jute Manufactures - - - - -	—	—	—	—	—
Rice, not in the husk - - - - - Cwt.	13	601,126	881,528	288,995	624
Tea - - - - - Lb.	2,079,202	1,652,123	2,499,747	2,164,416	1,672,369
Other Articles - - - - -	—	—	—	—	—
TURKEY IN ASIA (PERSIAN GULF PORTS).					
Imports therefrom :					
Grain and Pulse - - - - - Cwt.	26,096	42,134	43,681	128,171	319,873
Horses - - - - - No.	133	3,553	3,086	1,574	1,405
Provisions (chiefly Dates) - - - - -	—	—	—	—	—
Other Articles - - - - -	—	—	—	—	—
Exports of Foreign Merchandise :					
Cotton Manufactures - - - - -	—	—	—	—	—
Sugar, refined - - - - - Cwt.	4,916	4,076	6,544	34,274	15,644
Other Articles - - - - -	—	—	—	—	—
Exports of Indian Produce, &c. :					
Cotton Goods, Twist and Yarn - - - - - Lb.	2,137,460	2,150,468	1,556,900	2,328,000	2,420,280
" Manufactures - - - - -	—	—	—	—	—
Indigo - - - - - Cwt.	1,161	1,558	1,613	652	1,562
Jute, Gunny Bags - - - - - No.	1,044,350	1,479,600	1,059,850	1,797,900	1,457,580
Rice, not in the husk - - - - - Cwt.	66,208	39,081	46,827	49,047	135,020
Spices - - - - - Lb.	1,390,722	1,184,909	464,010	905,124	802,166
Tea - - - - - "	1,193,674	1,177,659	1,509,632	1,378,759	1,428,493
Other Articles - - - - -	—	—	—	—	—
AUSTRALIA.					
Imports therefrom :					
Horses - - - - - No.	6,899	8,659	10,274	8,997	7,374
Copper - - - - - Cwt.	10,001	14,459	29,440	15,520	1
Railway Materials - - - - -	—	—	—	—	—
Wheat - - - - - Cwt.	0	0	0	395,696	111
Wood - - - - -	—	—	—	—	—
Other Articles - - - - -	—	—	—	—	—
Exports of Foreign Merchandise :					
Miscellaneous Articles - - - - -	—	—	—	—	—
Exports of Indian Produce, &c. :					
Candles - - - - - Lb.	212,000	645,000	345,305	1,903,075	762,365
Coffee - - - - - Cwt.	4,765	4,572	7,058	8,021	5,635
Jute Manufactures : Gunny Bags - - - - - No.	23,839,905	32,303,400	24,490,200	33,943,315	37,002,300
" Gunny Cloth - - - - - Yds.	9,364,000	9,844,950	13,273,700	12,692,900	12,040,310
Oils, Vegetable (chiefly Castor and Linseed) Gals.	526,068	453,599	478,172	362,433	398,588
Rice - - - - - Cwt.	80,815	168,867	74,793	213,590	294,555
Tea - - - - - Lb.	4,568,459	6,402,335	5,892,539	7,146,243	8,962,762
Other Articles - - - - -	—	—	—	—	—
NEW ZEALAND.					
Imports therefrom :					
Miscellaneous Articles - - - - -	—	—	—	—	—
Exports of Foreign Merchandise :					
Miscellaneous Articles - - - - -	—	—	—	—	—
Exports of Indian Produce, &c. :					
Jute Manufactures - - - - -	—	—	—	—	—
Manures - - - - - Tons	10,851	6,925	8,804	8,521	8,476
Oils, Vegetable (chiefly Castor and Linseed) Gals.	187,875	179,444	125,427	150,647	156,903
Other Articles - - - - -	—	—	—	—	—

TRADE with PRINCIPAL COUNTRIES, distinguishing PRINCIPAL ARTICLES; VALUES—concluded.

ARTICLES.	1902-3.	1903-4.	1904-5.	1905-6.	1906-7.
SUMATRA.					
Imports therefrom:	£	£	£	£	£
Mineral Oil	8,455	30,803	124,839	110,058	251,822
Other Articles	10	275	1,426	136	439
TOTAL	8,465	31,078	126,265	110,194	252,261
Exports (Foreign and Indian) thereto:					
Coal	6,839	7,103	16,427	18,788	39,346
Rice	0	0	9,975	37,928	39,829
Other Articles	1,181	2,058	2,238	1,988	14,179
TOTAL	8,020	9,161	28,690	58,702	93,354
TURKEY IN ASIA (LEVANT AND BLACK SEA PORTS).					
Imports therefrom:					
Miscellaneous Articles	1,388	2,233	2,416	7,836	9,071
Exports of Foreign Merchandise:					
Miscellaneous Articles	323	1,545	3,765	2,545	3,840
Exports of Indian Produce, &c.:					
Cotton Twist and Yarn	23,823	48,064	59,692	22,851	72,887
Hides and Skins	4,349	44,739	22,646	34,546	46,196
Indigo	34,156	44,762	24,758	34,753	28,396
Jute Manufactures	76,341	72,183	55,915	53,647	80,575
Rice, not in the husk	10	166,127	221,060	79,142	238
Tea	52,642	45,181	66,876	54,073	41,502
Other Articles	4,456	4,184	8,083	8,479	9,425
TOTAL	195,777	425,240	469,030	287,491	279,219
TURKEY IN ASIA (PERSIAN GULF PORTS).					
Imports therefrom:					
Grain and Pulse	8,063	12,398	13,121	43,435	111,278
Horses	2,773	71,780	59,400	33,153	34,039
Provisions (chiefly Dates)	96,217	153,056	158,898	202,582	170,286
Other Articles	15,545	12,062	11,406	17,964	14,101
TOTAL	122,598	249,296	242,825	297,134	329,704
Exports of Foreign Merchandise:					
Cotton Manufactures	32,507	40,895	38,169	35,349	35,327
Sugar, refined	3,596	2,973	4,730	25,810	9,504
Other Articles	46,671	77,146	48,228	59,743	63,985
TOTAL	82,774	121,014	91,127	120,902	108,816
Exports of Indian Produce, &c.:					
Cotton Goods, Twist and Yarn	43,355	50,054	39,244	63,784	69,289
Manufactures	23,141	34,518	64,871	55,885	76,227
Indigo	16,749	20,438	9,619	8,792	20,388
Jute, Gunny Bags	17,749	25,280	18,716	35,659	33,785
Rice, not in the husk	20,062	14,332	17,293	17,916	47,322
Spices	29,712	25,029	9,071	18,471	18,771
Tea	34,539	35,672	43,044	33,519	34,356
Other Articles	79,719	51,824	64,832	78,505	82,207
TOTAL	270,026	257,147	266,690	312,331	382,345
AUSTRALIA.					
Imports therefrom:					
Horses	200,213	251,019	282,187	251,383	231,087
Copper	40,004	55,080	112,081	56,915	2
Railway Materials	15,947	30,459	76,765	74,515	88,046
Wheat	0	0	0	128,897	27
Wood	4,537	621	20,136	24,498	36,824
Other Articles	56,762	71,816	50,432	79,664	111,640
TOTAL	317,463	408,995	541,601	608,872	487,626
Exports of Foreign Merchandise:					
Miscellaneous Articles	2,998	13,606	7,162	4,801	3,428
Exports of Indian Produce, &c.:					
Candles	4,145	12,622	6,752	35,292	14,195
Coffee	19,566	17,363	26,231	27,428	18,051
Jute Manufactures: Gunny Bags	364,970	572,710	493,232	800,840	900,717
Gunny Cloth	66,734	72,751	100,473	101,469	124,572
Oils, Vegetable (chiefly Castor and Linseed)	56,396	42,916	35,235	34,059	41,750
Rice	21,147	45,503	17,531	56,145	92,183
Tea	109,100	156,523	147,729	176,927	209,180
Other Articles	89,376	79,624	86,128	114,225	186,972
TOTAL	731,434	1,000,012	913,361	1,346,385	1,587,620
NEW ZEALAND.					
Imports therefrom:					
Miscellaneous Articles	3,804	795	3,998	7,863	5,507
Exports of Foreign Merchandise:					
Miscellaneous Articles	803	312	409	158	772
Exports of Indian Produce, &c.:					
Jute Manufactures	123,412	164,947	131,422	152,848	169,370
Manures	40,927	7,356	36,362	34,773	40,792
Oils, Vegetable (chiefly Castor and Linseed)	21,596	22,815	12,043	14,849	16,855
Other Articles	41,067	43,886	34,293	46,333	37,328
TOTAL	227,062	259,004	214,120	248,803	264,345

IMPORTS OF TREASURE FROM DIFFERENT COUNTRIES.

COUNTRIES.		1902-3.	1903-4.	1904-5.	1905-6.	1906-7.
GOLD:		£	£	£	£	£
UNITED KINGDOM		2,208,958	3,424,633	4,044,836	4,016,079	5,436,659
BRITISH POSSESSIONS:						
Malta		0	0	0	49	0
Aden	{ Private	52,084	29,905	23,695	140,846	94,611
	{ Government	30,475	11,130	2	4,001	41,733
Ceylon		1,164,711	401,125	1,753	28,817	60,200
China, Hong Kong		488,935	507,615	738,633	555,994	527,616
Straits Settlements		91,726	49,933	55,197	10,081	623,894
British East Africa		1,237	3,992	7,644	2,812	975
Cape Colony		0	200,000	250,000	14,000	265,000
Mauritius		50	0	0	0	0
Natal		200,000	215,975	105,350	21,571	451,279
Australia		3,942,996	8,119,110	7,561,404	4,208,918	4,289,142
	{ Private	5,941,739	9,527,655	8,743,676	4,982,888	6,312,717
	{ Government	30,475	11,130	2	4,001	41,733
FOREIGN COUNTRIES						
Austria-Hungary		534	180	2,067	6,338	2,952
France		42,760	51,114	21,164	11,418	26,040
Italy		7,533	0	0	0	0
Arabia		247,200	164,937	361,124	391,475	326,163
China, Treaty Ports		0	0	49	0	300
Japan		21	2,502	2,000	340	0
Persia		2,662	0	972	205	301
Turkey in Asia		6,728	2,555	6,250	13,866	16,113
Abyssinia		0	0	0	0	200
Egypt		304,750	245,599	1,355,820	404,778	191,876
Portuguese East Africa		871	1,195	2,729	750	0
United States		1	413	443	0	0
Other Countries		680	0	186	511	33
	{ Private	613,740	468,495	1,752,804	829,681	564,478
	{ Government	0	0	0	0	0
TOTAL VALUE		8,764,437	13,420,783	14,541,316	9,828,648	12,313,854
	{ Private	30,475	11,130	2	4,001	41,733
	{ Government					
" QUANTITY - Oz.		2,187,384	3,330,466	3,605,016	2,396,419	3,019,161
SILVER:						
UNITED KINGDOM		5,969,256	4,474,020	4,130,932	2,761,836	4,290,541
	{ Private	40,358	4,194,037	4,276,959	6,737,187	10,188,648
	{ Government					
BRITISH POSSESSIONS:						
Malta		26	0	23	32	0
Aden	{ Private	2,495	180,969	153,932	43,327	3,168
	{ Government	11,252	15,269	6,681	7,882	2,182
Bahrein Islands		0	0	0	0	50,189
Ceylon	{ Private	121,970	187,475	349,129	167,713	203,498
	{ Government	0	0	0	0	21,477
China, Hong Kong	{ Private	437,751	94,391	161,301	69,101	176,596
	{ Government	0	0	0	105,590	698,893
Straits Settlements	{ Private	41,960	1,900,369	1,588,913	21,480	1,891
	{ Government	0	135,583	0	0	0
British East Africa		2,394	42,361	21,717	1,277	14,150
Mauritius		116,833	97,933	74,113	1,200	44,100
Natal		0	0	0	0	142
Somaliland		13	90	0	0	0
Australia	{ Private	420,148	462,521	376,964	413,450	445,986
	{ Government	0	0	0	0	4,691
New Zealand		0	0	0	0	22,556
	{ Private	1,146,590	2,966,109	2,726,091	717,580	962,276
	{ Government	11,252	150,852	6,681	113,472	727,243
FOREIGN COUNTRIES:						
Austria-Hungary		51	0	33	112	344
Belgium		0	0	5,352	0	0
France		2	27	35,030	0	20,992
Arabia	{ Private	91,405	151,143	203,529	126,175	143,741
	{ Government	0	0	0	111	14,914
China, Treaty Ports	{ Private	425,377	210,020	211,827	157,971	110,439
	{ Government	0	11,250	0	297,356	598,879
Japan		469	155	0	123	0
Mekran and Somiani		2,308	1,037	660	0	17
Persia	{ Private	36,459	84,323	98,448	171,036	103,316
	{ Government	0	21,295	36,321	1,023	14,467
Turkey in Asia	{ Private	24,846	23,685	53,016	168,520	186,432
	{ Government	0	0	467	0	0
Abyssinia		0	0	1,377	0	0
Egypt		48,510	1,021	946	388	657
United States		327,308	13,115	9,706	14,585	0
Other Countries		134	70	90	552	1,381
	{ Private	956,869	434,596	620,014	639,462	567,319
	{ Government	0	32,545	36,789	298,490	628,260
TOTAL VALUE		8,072,715	7,874,725	7,477,037	4,118,878	5,820,136
	{ Private	51,610	4,377,434	4,320,429	7,149,149	11,544,151
	{ Government					
" QUANTITY - Oz.		75,569,185	104,324,765	98,118,908	88,853,079	125,878,008

IMPORTS of TREASURE from DIFFERENT COUNTRIES—concluded.

COUNTRIES.		1902-3.	1903-4.	1904-5.	1905-6.	1906-7.
TOTAL GOLD AND SILVER:						
UNITED KINGDOM	{ Private -	£ 8,178,214	£ 7,898,653	£ 8,175,768	£ 6,777,915	£ 9,727,200
	{ Government	40,358	4,194,038	4,276,959	6,737,187	10,188,648
BRITISH POSSESSIONS:						
Malta		26	0	23	81	0
Aden	{ Private -	54,579	210,874	177,627	183,973	97,779
	{ Government	41,727	26,398	6,683	11,883	43,915
Bahrein Island		0	0	0	0	50,189
Ceylon	{ Private -	1,286,681	588,600	350,882	196,530	263,698
	{ Government	0	0	0	0	21,477
China, Hong Kong	{ Private -	926,686	602,006	899,934	625,095	704,212
	{ Government	0	0	0	105,590	698,893
Straits Settlements	{ Private -	136,686	1,950,302	1,644,110	31,561	625,785
	{ Government	0	135,683	0	0	0
British East Africa		3,631	46,353	29,361	4,089	15,125
Cape Colony		0	200,000	250,000	14,000	265,000
Mauritius		116,883	97,933	74,118	1,200	44,100
Natal		200,000	215,975	105,350	21,571	451,421
Somaliland		13	90	0	0	0
Australia	{ Private -	4,363,144	8,581,631	7,938,367	4,622,368	4,735,128
	{ Government	0	0	0	0	4,691
New Zealand		0	0	0	0	22,556
FOREIGN COUNTRIES:						
	{ Private -	7,088,329	12,493,764	11,469,767	5,700,468	7,274,993
	{ Government	41,727	161,981	6,683	117,473	768,976
Austria-Hungary		585	180	2,100	6,450	3,296
Belgium		0	0	5,352	0	16
France		42,762	51,141	56,194	11,418	47,032
Italy		7,533	0	0	546	0
Arabia	{ Private -	338,605	316,080	564,653	517,650	469,964
	{ Government	0	0	0	111	14,914
China, Treaty Ports	{ Private -	425,377	210,020	211,876	157,971	111,239
	{ Government	0	11,250	0	297,356	598,879
Japan		490	2,657	2,000	463	0
Mekran and Sonmiani		2,308	1,037	660	0	26
Persia	{ Private -	39,121	34,323	99,420	171,241	103,617
	{ Government	0	21,295	36,321	1,023	14,467
Turkey in Asia	{ Private -	31,574	26,240	59,266	182,386	202,545
	{ Government	0	0	467	0	0
Abyssinia		0	0	1,377	0	200
Egypt		353,260	246,620	1,356,765	405,166	192,533
Portuguese East Africa		871	1,195	2,811	750	0
United States		327,308	13,528	10,149	14,585	0
Other Countries		815	70	195	517	1,389
	{ Private -	1,570,609	903,091	2,372,818	1,469,143	1,131,797
	{ Government	0	32,545	36,788	298,490	628,260
GRAND TOTAL						
	{ Private -	16,837,152	21,295,508	22,018,353	13,947,526	18,133,990
	{ Government	82,085	4,388,564	4,320,430	7,153,150	11,585,884

No. 19.

DESCRIPTION of TREASURE IMPORTED.

	1902-3.	1903-4.	1904-5.	1905-6.	1906-7.
GOLD:					
Bullion	£ 2,803,835	£ 4,664,997	£ 5,683,423	£ 5,695,363	£ 6,831,342
Coin: British	5,812,501	8,656,232	8,689,961	3,994,485	5,360,917
Other	173,576	110,684	167,935	142,800	163,329
SILVER:					
Bullion	7,741,507	9,494,230	9,575,823	8,271,487	13,324,584
Coin: Government of India Rupees	337,625	553,959	414,582	217,206	480,951
British Dollars and other Coin	45,193	2,203,970	1,807,059	2,779,335	3,558,751

EXPORTS OF TREASURE TO DIFFERENT COUNTRIES.

COUNTRIES.		1902-3.	1903-4	1904-5.	1905-6.	1906-7.
		£	£	£	£	£
GOLD :						
UNITED KINGDOM	{ Private - Government -	2,066,676 500,273	2,336,360 4,261,028	2,334,691 5,600,002	2,363,066 6,000,000	2,013,062 0
BRITISH POSSESSIONS :						
Bahrein Islands		0	0	0	0	12,299
Ceylon		322,000	60,000	0	3,500	20,129
China, Hong Kong		29,000	45,000	5,000	65,000	54
Straits Settlements		15,672	71,600	105,000	81,920	117,841
Mauritius		1,100	7,900	1,000	0	0
Natal		784	278	0	0	0
Somaliland	Government	0	14,660	5,000	0	0
Other Possessions		2	0	0	0	0
	{ Private - Government -	368,558 0	184,778 14,660	111,000 5,000	150,420 0	150,323 0
FOREIGN COUNTRIES :						
Arabia		4,767	4,161	3,662	5,686	21,281
Japan		0	0	0	1,000,000	250,001
Java		1,000	0	0	0	10,000
Persia		1,853	3,809	2,776	5,153	3,525
Turkey in Asia		8,741	6,010	13,579	2,973	3,366
Other Countries		0	0	18	24	4
		16,361	13,980	20,035	1,013,836	288,177
TOTAL VALUE	{ Private - Government -	2,451,595 500,273	2,535,118 4,275,688	2,465,726 5,605,002	3,527,322 6,000,000	2,451,562 0
„	Quantity, Oz.	770,766	1,764,229	2,088,025	2,461,892	*642,010
SILVER :						
UNITED KINGDOM	{ Private - Government -	656 0	72,759 0	32 0	133 232	23,202 0
BRITISH POSSESSIONS :						
Aden	{ Private - Government -	20,000 33,307	11 0	0 0	8,030 2,667	7,145 0
Bahrein Islands		0	0	0	0	130,261
Ceylon	{ Private - Government -	356,600 0	162,166 20,000	389,374 0	147,546 0	454,058 0
China, Hong Kong		164,984	91,976	55,191	0	0
Maldives		0	0	0	217	0
Straits Settlements		2,497,983	1,648,681	2,039,838	47,067	55,671
British East Africa		50,549	86,874	113,260	53,600	70,157
Mauritius		149,936	134,616	67,877	48,264	67,437
Natal		854	0	388	0	0
Somaliland	{ Private - Government -	0 29,976	666 298,518	0 26,645	0 0	0 0
Australia		0	0	0	310	1
	{ Private - Government -	3,240,906 63,283	2,197,749 318,518	2,665,960 26,645	305,034 2,667	784,730 0
FOREIGN COUNTRIES :						
Arabia		79,577	186,687	157,689	387,361	415,397
China, Treaty Ports		47,044	307,442	0	9,285	0
Mekran and Sonmiani	{ Private - Government -	133 1,528	890 2,133	607 3,054	2,947 9,933	167 3,210
Persia	{ Private - Government -	29,743 0	120,762 0	75,058 0	41,150 467	58,413 87
Siam		16,688	13,067	27,000	26,133	72,933
Turkey in Asia	{ Private - Government -	121 0	2,757 0	260 133	267 200	1,667 200
German East Africa		6,667	0	0	0	0
Other Countries		211	310	77	226	600
	{ Private - Government -	180,184 1,528	631,915 2,133	260,691 3,187	467,349 10,600	540,178 3,497
TOTAL VALUE	{ Private - Government -	3,421,746 64,811	2,829,664 320,651	2,926,651 29,832	772,516 13,499	1,357,110 3,497
„	Quantity, Oz.	32,294,876	25,142,629	23,769,313	4,535,314	*7,679,151

* Figures defective, the weight of certain postal parcels not being declared by Post Office.

No. 20—concluded.

EXPORTS OF TREASURE TO DIFFERENT COUNTRIES—concluded.

COUNTRIES.		1902-3.	1903-4.	1904-5.	1905-6.	1906-7.
TOTAL GOLD AND SILVER:						
UNITED KINGDOM -		£	£	£	£	£
	{ Private	2,067,333	2,409,119	2,334,723	2,863,199	2,036,264
	{ Government	500,273	4,261,028	5,600,002	6,000,282	0
BRITISH POSSESSIONS:						
Aden -	{ Private	20,000	11	0	8,030	7,145
	{ Government	33,307	0	0	2,667	0
Bahrein Islands -		0	0	0	0	142,560
Ceylon -	{ Private	678,600	222,166	389,373	151,046	474,187
	{ Government	0	20,000	0	0	0
China, Hong Kong		193,984	136,976	60,192	65,000	54
Straits Settlements		2,513,655	1,720,281	2,144,838	128,987	173,512
British East Africa		50,549	86,874	113,260	53,600	70,157
Maldives -		0	0	0	217	0
Mauritius -		151,036	142,516	68,877	48,264	67,437
Natal -		1,638	278	388	0	0
Somaliland -	{ Private	0	666	0	0	0
	{ Government	29,976	313,178	31,645	0	0
Other Possessions -		2	0	0	310	1
	{ Private	3,609,464	2,309,768	2,776,928	455,454	935,053
	{ Government	63,283	333,178	31,645	2,667	0
FOREIGN COUNTRIES						
Arabia -		84,344	190,848	161,351	393,047	436,678
China, Treaty Ports		47,044	307,442	0	9,285	0
Japan -		0	0	0	1,000,000	250,001
Java -		1,000	0	0	0	10,467
Mekran and Sonmiani -	{ Private	133	890	607	2,947	167
	{ Government	1,528	2,133	3,054	9,933	3,210
Persia -	{ Private	31,596	124,571	77,834	46,308	61,938
	{ Government	0	0	0	467	87
Siam -		16,688	13,067	27,002	26,133	72,935
Turkey in Asia -	{ Private	8,861	8,767	13,840	3,240	5,033
	{ Government	0	0	133	200	200
German East Africa -		6,667	0	0	0	1
Other Countries -		211	310	92	250	135
	{ Private	196,544	645,895	280,726	1,481,185	837,355
	{ Government	1,528	2,133	3,187	10,600	3,497
GRAND TOTAL	{ Private	5,873,341	5,364,782	5,392,377	4,299,836	3,808,672
	{ Government	565,084	4,596,339	5,634,834	6,013,499	3,497

No. 21.

DESCRIPTION OF TREASURE EXPORTED.

	1902-3.	1903-4.	1904-5.	1905-6.	1906-7.
GOLD:	£	£	£	£	£
Bullion -	2,170,823	2,439,982	2,334,704	2,407,500	2,012,222
Coin: British	765,835	4,357,749	5,717,666	7,106,139	410,017
Other -	15,210	13,075	18,359	13,683	29,323
SILVER:					
Bullion -	50,899	309,526	1,822	11,309	24,214
Government of India Rupees	771,682	946,806	818,876	738,761	1,332,811
British Dollars	2,652,624	432,075	55,191	227	515
Straits "	0	1,378,219	2,034,817	0	66
Other Coin	11,352	83,689	45,776	35,718	3,011

DISTRIBUTION of IMPORT and EXPORT TRADE in PRIVATE MERCHANDISE according to PRESIDENCY PROVINCE, distinguishing the PRINCIPAL PORTS.

COUNTRIES.	IMPORTS.					EXPORTS (Including Re-exports).				
	1902-3.	1903-4.	1904-5.	1905-6.	1906-7.	1902-3.	1903-4.	1904-5.	1905-6.	1906-7.
BENGAL:	£	£	£	£	£	£	£	£	£	£
Calcutta -	21,773,290	22,328,358	25,568,368	27,733,707	28,003,970	34,691,389	38,168,157	40,883,307	44,946,302	52,319,828
Other Ports -	697	102	41	0	0	192,449	236,560	199,046	219,154	282,569
TOTAL FOR BENGAL	21,773,987	22,328,460	25,568,409	27,733,707	28,003,970	34,883,838	38,404,717	41,082,353	45,165,456	52,602,397
EASTERN BENGAL AND ASSAM:										
Chittagong -	111,932	101,836	175,528	200,529	252,666	1,019,443	1,569,257	1,812,965	1,917,900	2,601,503
TOTAL FOR EASTERN BENGAL AND ASSAM	111,932	101,836	175,528	200,529	252,666	1,019,443	1,569,257	1,812,965	1,917,900	2,601,503
BOMBAY AND SIND:										
Bombay -	18,402,989	19,944,634	21,991,816	24,339,242	25,369,752	25,573,327	32,510,151	29,414,235	32,333,386	30,222,488
Karachi -	3,458,702	3,650,389	5,135,718	5,808,581	6,279,123	5,328,720	8,843,261	11,978,467	7,636,227	10,534,789
Other Ports -	4,949	5,307	4,073	7,024	4,772	6	4,305	1,323	1,694	558
TOTAL FOR BOMBAY AND SIND	21,866,640	23,600,330	27,131,607	30,154,847	31,653,647	30,902,053	41,357,717	41,394,025	39,971,307	40,757,835
MADRAS:										
Madras -	4,059,878	4,076,895	4,677,344	4,230,162	5,090,096	3,139,174	3,411,948	3,378,141	3,838,099	4,456,738
Tuticorin -	313,000	345,377	297,368	319,136	339,422	1,587,981	1,741,500	1,828,622	1,917,509	2,081,373
Negapatam -	143,895	141,247	151,884	143,066	172,495	296,177	438,038	404,342	318,925	500,167
Cocanada -	58,670	129,786	57,535	37,602	67,578	479,124	560,285	506,800	587,408	1,151,898
Tellicherry -	7,748	6,601	9,199	11,866	8,915	360,761	612,211	532,982	653,141	367,253
Calicut -	28,751	44,048	69,451	71,479	63,747	552,705	613,473	669,970	629,933	512,227
Cochin -	48,844	81,113	103,598	89,926	85,548	663,927	822,699	727,361	734,683	721,548
Mangalore -	12,740	20,493	39,021	112,096	26,315	379,475	321,959	425,346	556,246	355,975
Cuddalore -	28,815	50,809	56,037	35,067	51,753	529,278	617,985	500,609	333,483	435,358
Other Ports -	100,062	113,487	175,830	132,758	138,128	748,180	922,019	881,619	827,331	1,028,173
TOTAL FOR MADRAS	4,802,403	5,009,856	5,637,067	5,183,158	6,043,997	8,736,782	10,062,117	9,855,792	10,396,758	11,610,710
BURMA:										
Rangoon -	3,871,556	5,374,767	5,812,554	5,346,933	6,075,825	7,733,285	8,425,452	8,567,654	8,684,790	8,085,822
Moulmein -	72,529	101,236	90,407	68,169	69,854	1,270,133	898,844	964,581	701,716	1,059,175
Bassein -	2,609	3,080	98	173	60,445	768,114	692,523	793,928	567,311	741,250
Akyab -	4,632	7,401	10,420	13,090	27,867	499,176	496,420	463,351	330,645	166,573
Other Ports -	18,984	21,896	26,104	22,107	16,784	64,085	66,008	74,914	76,239	85,677
TOTAL FOR BURMA	3,970,310	5,508,380	5,939,581	5,450,472	6,250,775	10,334,793	10,579,247	10,864,428	10,360,601	10,138,497
GRAND TOTAL	52,525,272	56,548,862	64,452,192	68,722,713	72,205,055	85,876,909	101,973,055	105,009,563	107,812,022	117,710,942

No. 23.

GROSS AMOUNT of CUSTOMS DUTY collected on ARTICLES of MERCHANDISE; DRAWBACKS and REFUNDS; AMOUNTS collected at PRINCIPAL PORTS; and TOTAL VALUES of DUTIABLE and NON-DUTIABLE ARTICLES.

	1902-3.	1903-4.	1904-5.	1905-6.	1906-7.
SPECIAL IMPORT DUTIES :					
Arms, Ammunition and Military Stores :					
Firearms, and parts thereof	£ 13,280	£ 19,157	£ 22,874	£ 22,803	£ 25,295
Gunpowder	1,471	1,298	2,048	1,406	1,091
Other sorts	3,056	2,827	2,877	3,152	3,330
	23,807	23,282	27,799	27,361	29,716
Liquors :					
Ale, Beer, Porter, Cider, &c.	15,948	16,935	19,227	20,810	20,594
Spirits	464,275	501,123	510,582	602,113	519,851
Wines	26,038	25,357	24,931	26,442	25,572
	506,261	543,415	554,740	649,365	566,017
Opium	258	238	238	227	229
Petroleum (Refined)	348,965	282,073	295,179	231,158	236,929
Salt	1,861,608	1,516,615	1,567,323	1,221,113	1,223,729
Salted Fish	9,810	7,373	9,006	9,308	7,716
GENERAL IMPORT DUTIES :					
Cotton goods	640,921	658,809	811,331	885,931	860,900
Silver Bullion or Coin	262,705	268,490	274,132	195,590	271,955
Sugar	302,719	210,761	218,049	266,214	292,176
Other Articles :					
Food and Drink	95,377	101,614	112,116	118,363	124,712
Chemicals, Drugs, Medicines, and Narcotics,					
Dyeing and Tanning Materials	80,498	92,138	92,676	96,565	101,483
Metals, and Manufactures of	204,172	227,903	230,895	205,203	230,193
Oils	18,892	17,321	17,135	21,394	25,172
Articles Manufactured and Unmanufactured	467,412	533,428	612,442	632,649	641,387
TOTAL IMPORT DUTIES	4,823,405	4,483,460	4,823,061	4,560,441	4,614,314
EXPORT DUTIES :					
Rice, in the husk	9,277	11,975	16,237	17,264	14,047
" not in the husk	830,997	790,022	862,727	750,036	687,972
Rice-flour	168	94	80	117	109
TOTAL EXPORT DUTIES	840,442	802,091	879,044	767,417	702,128
GRAND TOTAL OF CUSTOMS IMPORT AND EXPORT DUTIES	5,663,847	5,285,551	5,702,105	5,327,858	5,316,442
DRAWBACKS and REFUNDS	133,467	118,407	85,614	75,314	102,043
COLLECTED AT					
Calcutta	2,788,696	2,415,657	2,619,393	2,354,534	2,319,679
Bombay	1,178,236	1,196,263	1,255,708	1,279,715	1,302,343
Rangoon	782,766	810,821	899,321	838,199	780,406
Karachi	262,216	230,364	271,594	316,635	352,698
Madras	212,806	223,421	236,210	214,945	229,146
Other Ports	439,127	409,025	419,879	323,830	332,170
	5,663,847	5,285,551	5,702,105	5,327,858	5,316,442
TOTAL VALUE OF IMPORTS :					
Free of Duty	7,136,943	7,475,917	8,350,937	9,968,526	12,014,609
Subject to Duty	45,388,329	49,072,945	56,101,255	58,754,187	60,190,446
TOTAL VALUE OF EXPORTS :					
Free of Duty	71,322,967	87,032,315	89,630,566	93,032,827	103,035,002
Subject to Duty	12,596,834	12,723,282	13,080,282	12,426,655	12,353,247

SHIPPING *

No. 24.

VESSELS ENTERED and CLEARED, distinguishing STEAMERS and SAILING VESSELS,
with CARGOES and in BALLAST.

	1902-3.		1903-4.		1904-5.		1905-6.		1906-7.	
	No.	TONNAGE.	No.	TONNAGE.	No.	TONNAGE.	No.	TONNAGE.	No.	TONNAGE.
ENTERED.										
WITH CARGOES :										
Steam - - -	2,005	3,900,552	2,159	4,444,205	2,245	4,690,282	1,980	4,432,223	2,160	5,095,397
Sailing - - -	1,287	151,935	1,240	128,366	1,152	119,011	1,211	123,965	1,150	118,109
	3,292	4,052,487	3,399	4,572,571	3,397	4,809,293	3,191	4,556,188	3,310	5,213,506
IN BALLAST :										
Steam - - -	688	1,365,783	783	1,667,721	986	2,155,118	877	1,743,786	826	1,666,843
Sailing - - -	581	63,371	681	89,757	608	66,544	557	37,075	631	39,634
	1,269	1,429,154	1,464	1,757,478	1,594	2,221,662	1,434	1,780,861	1,457	1,706,477
TOTAL - - -	4,561	5,481,641	4,863	6,330,049	4,991	7,030,955	4,625	6,337,049	4,767	6,919,983
CLEARED.										
WITH CARGOES :										
Steam - - -	2,541	5,116,048	2,739	5,894,553	2,990	6,522,671	2,628	5,864,344	2,748	6,453,808
Sailing - - -	1,614	191,454	1,496	203,101	1,449	159,731	1,372	152,705	1,247	133,830
	4,155	5,307,502	4,235	6,097,654	4,439	6,682,402	3,998	6,017,049	3,995	6,587,638
IN BALLAST :										
Steam - - -	133	119,445	139	116,737	165	160,276	223	229,910	210	253,369
Sailing - - -	240	17,972	293	14,820	203	7,703	423	14,313	357	14,446
	373	137,417	432	131,557	368	167,979	646	244,223	567	267,815
TOTAL - - -	4,528	5,444,919	4,667	6,229,211	4,807	6,850,381	4,644	6,261,272	4,562	6,855,453

* Vessels bringing cargo from more than one foreign port are recorded as entering from the most distant port at which cargo for British India was embarked, and similarly vessels clearing are recorded as for the most distant port. Vessels in the foreign trade are recorded as entering on the voyage inwards at the first port where cargo is discharged, and as clearing on the voyage outwards at the last port at which cargo is laden. Entries and clearances at ports in British India, other than these, are dealt with as coasting trade.

VESSELS ENTERED and CLEARED, distinguishing NATIONALITIES.

NATIONALITIES.	1902-3.		1903-4.		1904-5.		1905-6.		1906-7.	
	No.	TONNAGE.	No.	TONNAGE.	No.	TONNAGE.	No.	TONNAGE.	No.	TONNAGE.
ENTERED.										
BRITISH	2,138	4,344,618	2,413	5,037,844	2,843	5,820,723	2,408	5,079,474	2,478	5,466,954
BRITISH INDIAN	844	118,816	706	92,613	522	55,398	468	47,250	351	80,171
NATIVE	900	56,139	1,032	57,136	1,022	62,840	1,065	59,096	1,394	93,323
FOREIGN:										
Austro - Hun- garian	63	176,974	65	190,323	83	244,887	86	253,215	81	242,802
Danish	3	5,504	2	4,732	8	18,596	0	0	6	15,511
Dutch	3	6,731	10	17,180	13	26,333	10	10,411	43	76,336
French	79	109,190	72	108,606	47	90,318	52	120,450	31	92,908
German	167	429,509	200	536,159	172	491,594	196	524,892	188	502,743
Italian	27	67,946	31	85,412	42	111,772	47	125,254	39	107,218
Norwegian	58	60,320	90	99,664	70	77,086	90	88,724	94	94,886
Russian	10	26,175	11	23,444	0	0	1	1,045	7	15,442
Swedish	3	2,169	2	1,788	6	10,247	2	1,717	4	9,322
Turkish	14	3,188	9	2,845	8	2,310	8	1,872	1	1,061
Arab	217	25,804	186	23,807	147	16,435	185	18,936	6	600
Japanese	19	45,283	18	46,300	0	0	1	1,481	43	117,709
Others	16	3,275	16	2,196	8	2,366	6	3,232	1	2,997
	679	962,068	712	1,142,456	604	1,091,994	684	1,151,229	544	1,279,535
TOTAL	4,561	5,481,641	4,863	6,330,049	4,991	7,030,955	4,625	6,337,049	4,767	6,919,983
CLEARED.										
BRITISH	2,119	4,320,582	2,359	4,941,631	2,790	5,723,410	2,430	5,070,609	2,442	5,422,275
BRITISH INDIAN	830	120,341	729	94,686	509	48,197	490	48,835	388	99,190
NATIVE	954	55,870	929	54,304	938	58,340	1,112	62,657	1,174	76,809
FOREIGN:										
Austro - Hun- garian	79	214,606	69	204,413	73	217,349	76	224,348	78	231,198
Danish	2	4,480	4	8,584	7	16,599	0	0	5	12,760
Dutch	3	6,730	8	13,196	12	25,410	11	10,019	41	67,530
French	78	103,698	71	109,452	47	83,572	53	113,723	36	92,357
German	158	402,680	193	520,507	167	479,480	191	516,807	183	509,236
Italian	27	67,951	32	86,544	32	88,172	38	103,009	36	97,135
Norwegian	58	58,169	83	92,231	71	79,533	84	84,248	101	102,219
Russian	8	19,077	14	34,109	0	0	1	1,045	8	18,596
Swedish	2	1,484	2	1,484	5	10,018	3	4,005	4	9,322
Turkish	2	1,759	2	1,759	3	1,911	1	1,061	1	65
Arab	178	19,492	142	15,531	144	15,963	151	16,221	24	2,538
Japanese	19	44,838	19	48,689	0	0	1	1,481	40	111,226
Others	11	3,172	11	2,091	9	2,427	2	3,204	1	2,997
	625	948,126	650	1,138,590	570	1,020,434	612	1,079,171	558	1,257,179
TOTAL	4,528	5,444,919	4,667	6,229,211	4,807	6,850,381	4,644	6,261,272	4,562	6,855,453

VESSELS ENTERED, distinguishing COUNTRIES.

COUNTRIES.	1902-3.		1903-4.		1904-5.		1905-6.		1906-7.	
	No.	TONNAGE.	No.	TONNAGE.	No.	TONNAGE.	No.	TONNAGE.	No.	TONNAGE.
ENTERED.										
UNITED KINGDOM	494	1,207,417	432	1,306,806	522	1,541,735	477	1,475,937	476	1,523,491
BRITISH POSSESSIONS:										
Aden	55	152,573	78	195,654	80	205,956	74	179,686	60	168,209
Ceylon	1,968	1,077,445	2,088	1,297,219	2,088	1,371,281	1,852	1,064,368	1,940	1,442,220
China, Hong Kong	82	180,229	128	302,783	119	297,738	139	321,185	132	302,470
Maldivo Islands	8	564	13	4,685	18	1,771	14	1,529	10	1,111
Straits Settlements	338	619,699	383	691,859	338	588,601	329	628,549	386	709,413
British East Africa	84	119,632	71	97,632	62	86,300	54	70,648	63	89,581
Cape Colony	119	285,741	127	296,225	104	240,986	60	135,502	42	101,756
Mauritius	86	172,784	76	154,136	70	152,471	57	137,829	62	144,397
Natal	78	147,018	82	160,466	81	152,574	52	88,275	54	89,344
Somaliland, British	3	6,852	10	26,573	3	4,363	4	3,550	3	2,513
Australia	26	66,252	35	94,383	45	118,081	60	157,354	58	160,020
New Zealand	2	7,135	3	11,051	3	11,051	4	13,750	4	13,918
Other Countries	1	2,698	4	6,926	2	3,625	9	19,039	18	12,529
	2,850	2,338,622	3,098	3,339,592	3,013	3,234,798	2,708	2,821,264	2,832	3,237,481
FOREIGN COUNTRIES:										
Austria-Hungary	36	102,524	39	117,072	64	180,997	69	194,379	65	183,314
Belgium	4	13,736	4	8,464	1	3,186	8	25,688	14	51,820
France	14	30,345	14	36,744	14	39,216	15	49,137	15	44,896
Germany	79	207,540	81	228,967	82	244,129	88	271,883	76	225,678
Italy	16	45,967	18	52,205	62	150,052	38	101,259	41	109,239
Russia	66	162,176	46	114,477	39	101,432	5	14,614	4	10,245
Spain	0	0	0	0	1	2,303	6	12,618	10	25,915
Arabia	258	88,178	312	116,139	225	133,934	245	150,076	287	155,792
Borneo	2	2,296	2	4,735	10	25,845	7	17,458	4	8,039
China, Treaty Ports	34	88,488	41	109,929	71	180,352	55	155,780	43	144,604
Japan	79	208,640	97	288,651	90	282,221	102	307,468	124	379,072
Java	16	36,719	27	67,793	24	67,592	36	101,780	51	144,641
Mekran and Somiani	172	11,088	133	7,496	141	8,468	166	8,207	121	7,474
Persia	122	95,518	131	127,034	144	130,404	126	120,223	131	114,125
Philippines	7	16,078	7	17,950	13	33,668	11	29,512	3	6,373
Siam	54	24,356	46	26,840	54	29,551	87	38,349	94	32,599
Sumatra	8	20,181	19	39,202	13	25,636	16	25,814	40	73,064
Turkey in Asia	214	98,745	192	72,759	146	37,596	189	45,828	181	71,386
Abyssinia	0	0	0	0	3	3,508	0	0	1	2,056
Egypt	12	25,620	9	21,557	106	242,080	22	50,184	30	72,828
Madagascar	6	2,084	6	8,475	5	2,991	12	14,953	7	9,577
Portuguese East Africa	24	28,035	53	88,976	63	126,778	43	78,468	49	101,410
Réunion	4	7,092	2	3,181	4	8,755	6	12,937	2	3,844
Somaliland	0	0	0	0	4	7,743	3	5,370	4	317
America, South	0	0	0	0	7	18,378	3	6,511	1	2,799
United States	20	38,262	15	30,183	24	63,206	34	93,060	35	105,107
New Caledonia	0	0	8	21,036	11	32,402	13	41,268	13	41,136
Other Countries	40	81,934	31	73,786	35	71,999	35	67,034	13	26,661
TOTAL	1,287	1,435,602	1,333	1,683,651	1,456	2,254,422	1,440	2,039,848	1,459	2,154,011
	4,561	5,481,641	4,863	6,330,049	4,991	7,030,955	4,625	6,337,049	4,767	6,919,983

No. 27.

VESSELS CLEARED, distinguishing COUNTRIES.

COUNTRIES.	1902-3.		1903-4.		1904-5.		1905-6.		1906-7.	
	No.	TONNAGE.	No.	TONNAGE.	No.	TONNAGE.	No.	TONNAGE.	No.	TONNAGE.
CLEARED.										
UNITED KINGDOM }	535	1,456,166	567	1,639,322	597	1,731,684	561	1,664,344	520	1,593,370
BRITISH POSSESSIONS:										
Aden - - - -	42	111,660	52	138,052	43	124,853	41	117,225	47	129,707
Ceylon - - - -	2,018	832,395	1,953	972,545	1,905	1,139,344	1,980	959,065	1,944	1,371,023
China, Hong Kong	65	142,530	66	156,760	65	155,020	100	229,926	90	215,906
Maldivo Islands -	15	1,614	21	1,694	22	2,160	22	2,069	14	1,403
Straits Settlements	294	450,358	293	427,049	265	337,834	277	413,101	304	441,745
British East Africa	84	101,135	53	35,725	62	44,461	46	43,700	43	38,712
Cape Colony - - -	8	11,805	13	17,086	15	20,792	11	14,967	16	21,088
Mauritius - - - -	40	65,696	33	62,302	27	55,564	22	35,177	38	87,769
Natal - - - - -	17	20,386	31	56,947	31	50,272	28	47,251	23	33,262
Somaliland, British	6	1,447	13	19,001	6	2,942	6	1,846	5	482
British Guiana - -	4	6,337	5	7,965	5	7,089	6	10,306	3	4,954
West Indies - - -	6	8,843	5	6,932	5	7,135	8	12,457	4	7,474
Australia - - - -	20	50,530	15	35,045	16	35,202	30	67,438	20	50,177
New Zealand - - -	2	7,368	2	4,490	5	10,686	1	3,498	1	3,426
Fiji - - - - -	0	0	5	8,300	1	2,702	2	5,265	1	2,698
Other Possessions	0	0	2	2,980	3	6,991	0	0	2	3,609
	2,621	1,812,104	2,562	1,952,873	2,476	2,003,047	2,580	1,963,291	2,555	2,413,435
FOREIGN COUNTRIES:										
Austria-Hungary	65	179,322	60	156,236	60	172,479	58	157,228	53	144,934
Belgium - - - -	49	123,953	72	188,966	106	285,822	45	125,813	62	186,745
France - - - - -	109	276,427	180	338,326	114	308,917	122	332,142	107	300,415
Germany - - - -	96	261,344	123	336,799	120	350,521	83	244,986	109	316,125
Holland - - - - -	8	19,991	14	36,723	20	47,398	14	37,317	4	9,346
Italy - - - - -	24	61,645	21	55,974	24	64,421	25	68,472	29	77,152
Russia - - - - -	3	5,822	9	23,462	2	3,513	2	3,471	2	5,013
Spain and Azores	2	3,335	3	5,129	8	17,466	6	13,777	2	4,341
Arabia - - - - -	185	68,993	228	102,840	219	117,911	228	149,082	214	129,302
China, Treaty Ports	43	102,543	56	148,831	73	175,457	65	182,051	40	144,771
Japan - - - - -	96	247,263	108	304,169	118	323,744	101	280,761	78	229,363
Java - - - - -	14	26,656	14	26,800	11	31,134	28	81,134	25	80,630
Mekran and Somniani	132	8,498	88	4,953	112	6,129	96	4,766	76	4,550
Persia - - - - -	119	91,655	130	127,380	128	118,720	126	118,544	137	124,927
Siam - - - - -	22	9,890	30	10,279	43	22,676	35	19,070	39	18,351
Sumatra - - - - -	7	17,400	16	28,437	22	51,504	26	49,399	48	91,061
Turkey in Asia - -	44	22,453	54	19,114	74	17,985	89	30,684	51	18,554
Abyssinia - - - -	0	0	0	0	1	1,169	2	3,116	0	0
Egypt - - - - -	181	415,375	194	472,216	273	661,997	144	358,858	229	589,537
Madagascar	19	4,051	18	1,875	17	1,867	17	1,839	8	907
Portuguese East Africa	33	9,524	36	3,798	27	2,423	27	8,521	25	15,624
Réunion - - - - -	7	11,692	6	7,243	4	7,313	4	7,143	1	1,954
America, South - -	20	44,229	21	32,265	31	55,512	29	57,087	18	43,275
United States - - -	52	140,838	57	153,472	66	184,001	74	212,814	81	236,823
New Caledonia - - -	0	0	9	23,148	11	32,112	13	42,326	13	40,183
Other Countries - -	31	23,750	41	28,581	50	53,459	44	43,306	36	34,765
	1,372	2,176,649	1,538	2,637,016	1,734	3,115,650	1,503	2,633,637	1,487	2,848,648
TOTAL	4,528	5,444,919	4,667	6,229,211	4,807	6,850,381	4,644	6,261,272	4,562	6,855,453

No. 28.

VESSELS BUILT at INDIAN PORTS.

	1902-3.		1903-4.		1904-5.		1905-6.		1906-7.	
	No.	TONNAGE.	No.	TONNAGE.	No.	TONNAGE.	No.	TONNAGE.	No.	TONNAGE.
BENGAL:										
Calcutta: Steam - -	2	62	1	75	0	0	0	0	2	335
EASTERN BENGAL AND ASSAM:										
Chittagong: Sailing -	1	20	0	0	0	0	1	26	0	0
BOMBAY and SIND:										
Bombay: Steam - -	1	14	0	0	1	17	1	15	3	38
Sailing - - -	17	1,112	20	1,168	38	3,532	25	1,662	28	1,731
Karachi: Steam - -	0	0	0	0	0	0	1	152	0	0
Sailing - - -	19	717	12	488	11	399	10	778	7	239
Other Ports „ - -	33	873	30	1,107	48	1,773	70	2,277	47	1,357
MADRAS:										
Various Ports: Sailing -	19	537	27	1,478	45	1,411	44	1,915	30	1,641
BURMA:										
Various Ports: Sailing -	7	256	7	135	6	290	16	787	7	242
TOTAL - - -	99	3,591	97	4,401	149	7,422	168	7,612	124	5,583

No. 29.

VESSELS FIRST REGISTERED at INDIAN PORTS.

	1902-3.		1903-4.		1904-5.		1905-6.		1906-7.	
	No.	TONNAGE.	No.	TONNAGE.	No.	TONNAGE.	No.	TONNAGE.	No.	TONNAGE.
Under the English Merchant Shipping Act:										
Bengal: Steam - - -	3	3,002	1	75	2	2,093	2	1,164	3	4,141
Bombay: Steam - - -	3	2,717	4	7,759	9	7,781	7	8,659	7	15,854
Sailing - - -	0	0	1	444	0	0	0	0	0	0
Burma: Steam - - -	1	1,120	1	1,912	2	4,298	1	112	1	243
	7	6,839	7	10,190	13	14,172	10	9,935	11	20,238
Under the Indian Merchant Shipping Acts:										
Bombay) Steam - - -	1	14	1	23	1	17	2	167	3	37
and Sind) Sailing - - -	107	3,901	121	4,265	124	6,619	154	6,240	125	5,157
Madras: Sailing - - -	29	1,036	34	1,603	45	1,476	55	2,369	36	1,789
Burma: Steam - - -	0	0	0	0	0	0	0	0	3	108
Sailing - - -	8	265	7	135	11	567	16	787	7	242
	145	5,216	163	6,026	181	8,679	227	9,563	174	7,333
TOTAL - - -	152	12,055	170	16,216	194	22,851	237	19,498	185	27,571

VALUE OF REGISTERED IMPORTS into and EXPORTS from BRITISH INDIA, by LAND, distinguishing COUNTRIES, &c.

COUNTRIES.	IMPORTS.					EXPORTS.				
	1902-3.	1903-4.	1904-5.	1905-6.	1906-7.	1902-3.	1903-4.	1904-5.	1905-6.	1906-7.
Lus Bela - Merchandise	£ 36,991	£ 36,325	£ 32,620	£ 31,717	£ 39,279	£ 8,715	£ 8,083	£ 11,397	£ 12,598	£ 13,495
Khelat -	{ Merchandise	23,071	23,579	32,510	31,622	37,739	19,647	22,707	50,648	38,928
	{ Treasure	—	27	—	—	—	4	—	27	34
Persia -	{ Merchandise	19,478	14,148	14,873	22,319	17,469	16,641	19,609	21,548	27,423
	{ Treasure	3,758	9,519	11,250	7,427	4,464	55	2,500	133	100
Afghanistan -	{ Merchandise	306,094	406,542	441,527	429,766	646,968	477,036	517,326	650,608	697,303
	{ Treasure	17,058	28,292	96,908	95,182	49,068	36,514	46,611	112,628	116,831
Tirah -	{ Merchandise	26,089	26,371	27,754	32,258	38,877	33,951	31,437	34,696	30,656
	{ Treasure	—	—	—	—	1,000	—	—	—	—
Dir, Swat, and Bajaur - Merchandise	230,373	221,188	257,796	259,586	341,483	410,061	372,706	439,232	426,821	452,064
Buner - Merchandise	17,854	13,134	13,951	11,137	9,776	30,501	24,065	21,903	21,420	10,223
Kashmir -	{ Merchandise	680,985	829,944	801,252	1,003,837	1,273,168	686,865	779,713	733,824	845,487
	{ Treasure	61,279	130,166	442,356	39,767	82,093	100,476	27,346	36,180	35,407
Ladakh -	{ Merchandise	45,170	41,331	70,253	38,512	40,869	16,938	20,473	20,537	7,214
	{ Treasure	200	—	—	29	—	3,628	3,029	4,783	4,212
Tibet -	{ Merchandise	132,682	86,106	79,686	127,945	130,199	76,845	51,341	69,565	122,181
	{ Treasure	6,415	1,562	12,735	23,055	13,633	6,059	6,829	9,975	17,125
Nepal -	{ Merchandise	1,625,629	1,724,464	1,693,262	2,219,185	1,981,758	936,386	893,500	971,052	1,028,480
	{ Treasure	118,278	53,989	67,171	126,270	74,455	19,000	19,117	28,049	42,705
Sikkim -	{ Merchandise	22,893	20,653	15,674	27,182	45,254	18,248	20,718	24,076	31,646
	{ Treasure	320	97	58	260	1,053	1,953	1,702	47	2,487
Bhutan -	{ Merchandise	31,785	58,863	44,421	82,746	75,700	12,742	13,391	13,501	12,783
	{ Treasure	—	—	33	484	91	7	12	75	—
Towang -	{ Merchandise	600	5,022	1,856	4,857	1,484	680	705	1,005	1,078
	{ Treasure	12	—	—	670	1,090	—	—	—	—
Duffla, Aka, Naga and Mishmi Hills	{ Merchandise	4,127	10,734	17,010	14,625	14,792	714	1,389	1,357	1,068
	{ Treasure	—	—	—	—	—	—	—	91	844
Manipur - Merchandise	13,119	24,509	24,905	21,167	56,479	13,719	22,248	17,867	14,131	23,116
Hill Tipperah - Merchandise	26,741	40,032	35,904	46,807	47,628	9,187	14,531	13,025	16,473	16,716
Western China	{ Merchandise	88,888	79,119	87,581	114,999	114,054	202,666	221,170	245,192	220,075
	{ Treasure	92,638	100,878	87,813	120,447	133,734	15,637	18,521	27,413	31,676
Shan States -	{ Merchandise	454,516	580,160	647,584	650,136	683,408	489,058	459,434	604,282	695,019
	{ Treasure	129,787	119,302	165,406	238,349	217,937	75,134	64,733	88,207	167,233
Karenni -	{ Merchandise	162,006	210,185	166,958	170,718	138,876	9,013	8,912	15,788	27,808
	{ Treasure	4,799	4,342	9,248	13,939	19,785	23,855	52,901	26,022	32,561
N. Siam -	{ Merchandise	122,715	163,497	192,839	138,358	129,999	50,181	59,037	71,448	72,772
	{ Treasure	47,010	56,285	66,629	66,113	96,514	43,094	86,793	100,310	66,723
S. Siam -	{ Merchandise	22,888	105,599	48,411	37,598	35,446	9,379	17,977	14,024	22,842
	{ Treasure	4,485	3,573	3,519	8,142	13,686	10,925	53,769	20,817	12,483
TOTAL	{ Merchandise	4,094,694	4,721,561	4,748,627	5,526,127	5,900,703	3,529,173	3,580,472	4,046,575	4,374,196
	{ Treasure	486,039	508,031	963,126	740,134	708,603	341,341	383,863	454,666	529,668
Provinces with which trade is carried on :										
Sind and British Baluchistan	278,900	317,058	367,112	378,915	572,642	223,073	272,714	332,206	367,903	369,368
N. W. Frontier Province	478,213	600,448	705,820	702,125	790,675	905,709	1,024,763	1,245,958	1,286,296	1,295,924
Punjab	724,773	875,422	1,179,057	930,840	1,226,049	714,915	583,679	563,753	611,923	659,814
United Provinces	747,351	814,076	742,363	877,922	787,639	351,013	322,695	356,002	419,754	420,924
Bengal	1,173,151	1,107,244	1,154,643	1,711,453	1,452,424	712,558	672,881	752,283	831,467	705,808
Eastern Bengal and Assam	48,617	92,405	86,769	97,208	196,387	29,302	44,355	37,534	35,328	57,638
Burma	1,129,728	1,422,939	1,475,989	1,567,798	1,583,440	933,944	1,043,248	1,213,505	1,349,193	1,660,121
TOTAL	4,580,733	5,229,592	5,711,753	6,266,261	6,609,306	3,870,514	3,964,335	4,501,241	4,903,864	5,178,507

APPENDIX A.
CUSTOMS TARIFF.
SPECIAL IMPORT DUTIES.

ARMS, AMMUNITION, AND MILITARY STORES:		Rate of Duty.	
		Rupees.	Annas.
1. Firearms other than pistols (including gas and air guns and rifles)	Each	50	0
2. Barrels for the same, whether single or double	"	30	0
3. Pistols	"	15	0
4. Barrels for the same, whether single or double... ..	"	10	0
5. Springs used for firearms	"	8	0
6. Gunstocks, sights, blocks, and rollers	"	5	0
7. Revolver breeches, for each cartridge they will carry	"	2	8
8. Extractors, nippers, heel-plates, pins, screws, tangs, bolts, thumb-pieces, triggers, trigger-guards, hammers, pistons, plates, and all other parts of a firearm (including a gas and air gun or rifle) not herein otherwise provided for, and all tools used for cleaning or putting together or loading the same	"	1	8
9. Machines for making, loading, or closing cartridges	"	10	0
10. Machines for capping cartridges	"	2	8
11. Gunpowder, all sorts	"		
12. All other sorts of arms, ammunition, and military stores	<i>Ad valorem.</i>	10 per cent.	
N.B.—The importation of all rifles of .303 and .450 bore is prohibited.			
<i>Proviso 1.</i> —No duty in excess of 10 per cent. <i>ad valorem</i> shall be levied upon any of the articles numbered 1 to 10 in the above list when they are imported in reasonable quantity, for his own private use, by any person lawfully entitled to possess the same.			
<i>Proviso 2.</i> —When any articles which have been otherwise imported, and upon which duty has been levied or is leviable under Nos. 1 to 10, are purchased retail from the importer by a person lawfully entitled as aforesaid, in reasonable quantity, for his own private use, the importer may apply to the Customs Collector for a refund or remission (as the case may be) of so much of the duty thereon as is in excess of 10 per cent. <i>ad valorem</i> ; and if such collector is satisfied as to the identity of the articles, and that such importer is in other respects entitled to such refund or remission, he shall grant the same accordingly.			
<i>Exception I.</i> —Articles falling under the 5th, 6th, 8th, 9th, or 10th head of the above list, when they appertain to a firearm falling under the 1st or 3rd head, and are fitted into the same case with such firearm			
			Free.
<i>Exception II.</i> —(a) Arms forming part of the regular equipment of an officer entitled to wear diplomatic, military, naval or police uniform; (b) A sword, a revolver, or a pair of pistols, when accompanying an officer of His Majesty's Regular Forces, or a commissioned officer of a volunteer corps, or certified by the commandant of the corps to which such officer belongs, or, in the case of an officer not attached to any corps, by the officer commanding the station or district in which such officer is serving, to be imported by the officer for the purposes of his equipment; (c) Swords and revolvers which are certified by an Inspector-General of Police to be part of the ordinary equipment of members of the Police force under his charge; (d) Swords forming part of the equipment of native commissioned officers of His Majesty's Army; (e) Swords for presentation as army or volunteer prizes; (f) Arms, ammunition, and military stores imported with the sanction of the Government of India for the use of any portion of the military forces of a Native State in India which may be maintained and organised for Imperial Service; (g) Morris tubes and patent ammunition when imported by officers commanding British and Native regiments, or volunteer corps, for the instruction of their men... ..			
			Free.
LIQUORS:			
Ale, beer, and porter	Per Impl. gal. or 6 quart bottles.	Two annas.	
Cider and other fermented liquors			
Liqueurs	" " "	Rupees 10.	
Spirit which has been rendered effectually and permanently unfit for human consumption	<i>Ad valorem.</i>	5 per cent.	
" when used in drugs, medicines, or chemicals in a proportion less than 20 per cent. of spirit of the strength of London proof	Per Impl. gal. or 6 quart bottles of the strength of London proof.	Rupees 7 (a).	
" when so used in a proportion of 20 per cent. and upwards... ..			
" perfumed, in wood or in bottles	Per Impl. gal. or 6 quart bottles.	Rupees 11.	
" other sorts	Per Impl. gal. or 6 quart bottles of the strength of London proof.	Rupees 7 (a).	
Wines:			
Champagne and all other sparkling wines not containing more than 42 per cent. of proof spirit... ..	Per Impl. gal. or 6 quart bottles	Rupees.	Annas.
All other sorts not containing more than 42 per cent. of proof spirit... ..	" " "	2	8
All wines, containing more than 42 per cent. of proof spirit shall be liable to duty at the rate applicable to "spirit, other sorts"	" " "	1	0
OPTUM, not covered by a Government pass	Per ser of 80 tolas	Rupees 24.	
SALT	Per Indian maund of 82½ lb. avoirdupois weight.	Rupees 1.	
SALTED FISH (wet or dry).. ..	Per Indian maund of 82½ lb. avoirdupois weight.	6 annas.	

(a) The duty to be increased or reduced in proportion as the strength of the spirit exceeds or is less than London proof.

APPENDIX A—continued.
CUSTOMS TARIFF—continued.
GENERAL IMPORT DUTIES—continued.

No.	NAMES OF ARTICLES.	Per	Tariff Valuation.	Duty.
ARTICLES OF FOOD AND DRINK—contd.				
8	SUGAR, China, candy	cwt.	R. a. 23 0	Five per cent.
	" loaf (excluding cube and chopped)	"	14 0	"
	" crystallised, beet	"	9 8	"
	" " and soft (other than beet) refined in the United Kingdom	"	9 8	"
	" " " refined in China	"	11 0	"
	" " " from Egypt	"	9 10	"
	" " " superior white from Java	"	9 10	"
	" " " from Java, 21 to 25 Dutch standard	"	9 6	"
	" " " " 16 to 20 Dutch standard	"	8 0	"
	" " " " 15 Dutch standard and under	"	—	"
	" " " from Mauritius	—	<i>ad valorem</i>	"
	Molasses from Java	cwt.	9 4	"
	" " other countries	"	2 4	"
	Sugar, all other sorts, including saccharine produce of all kinds and confectionery	—	3 0	"
		—	<i>ad valorem</i>	"
9	TEA, black	lb.	0 10	"
	" green	"	0 12	"
CHEMICALS, DRUGS, MEDICINES AND NARCOTICS, AND DYEING AND TANNING MATERIALS.				
10	CHEMICAL PRODUCTS AND PREPARATIONS—			
	Acid, sulphuric	"	0 1½	"
	Alkali, Indian (sajji-khar)	cwt.	2 4	"
	Alum	"	4 8	"
	Arsenic (other than European)	"	29 0	"
	" (China mansil)	"	28 0	"
	" other sorts	—	<i>ad valorem</i>	"
	Bicarbonate of soda	cwt.	6 0	"
	Copperas, green	—	<i>ad valorem</i>	Two and one-half per cent.
	Explosives, namely, blasting gelatine, dynamite, roburite, tonite, and all other descriptions, including detonators and blasting fuse	—	"	Five per cent.
	Sal ammoniac	cwt.	31 0	"
	Sulphate of copper	"	24 0	"
	Sulphur (brimstone), flour	"	5 12	"
	" ("), roll	"	5 4	"
	" ("), rough	"	4 12	"
	All other sorts of chemical products and preparations, including saltpetre, borax, grape sugar, and glucose, but excluding nitrate of soda, muriate of potash, sulphate of ammonia, sulphate of potash, and kainit salts, which are free	—	<i>ad valorem</i>	"
11	DRUGS, MEDICINES, AND NARCOTICS—			
	Aloes, black	cwt.	25 0	"
	" Socotra	"	17 0	"
	Aloe-wood	lb.	7 8	"
	Anti-plague serum	—	—	Free.
	Asafetida (hing)	cwt.	80 0	Five per cent.
	" coarse (hingra)	"	25 0	"
	Atary, Persian	—	<i>ad valorem</i>	"
	Bánslochan (bamboo camphor)	lb.	0 5	"
	Brimstone (amalsára)	cwt.	16 0	"
	Calumba root	"	8 0	"
	Camphor, refined, cake	lb.	2 12	"
	" partially refined, cake, in blocks of about 13 lb.	"	2 0	"
	" in powder	—	<i>ad valorem</i>	"
	Cassia lignea	cwt.	30 0	"
	China root (chobchini), rough	"	11 0	"
	" ("), scraped	"	20 0	"
	*Cocaine	—	<i>ad valorem</i>	"
	Cubebs	cwt.	32 0	"
	Galaugal, China	"	4 8	"
	Pellitory (akalkara)	—	<i>ad valorem</i>	"
	Peppermint crystals	—	"	"
	Quinine and other alkaloids of chinchona	—	—	Free.
	Salep	cwt.	140 0	Five per cent.
	Senna leaves	"	5 0	"
	Storax, liquid (rose melloes or salaras)	"	35 0	"
	Tobacco, unmanufactured	—	—	Free.
	" manufactured, excluding cigarettes	—	<i>ad valorem</i>	Five per cent.
	" Cigarettes of a value not exceeding Rs. 8 per 1,000	lb.	1 8	"
	" " " exceeding Rs. 8 per 1,000	"	5 8	"
	All other sorts of drugs, medicines, and narcotics, except opium (for which see table of special import duties)	—	<i>ad valorem</i>	"
12	DYEING AND TANNING MATERIALS—			
	Alizarine dye, dry, 40 per cent.	lb.	1 4½	"
	" " " 50 "	"	1 8½	"
	" " " 60 "	"	1 12	"
	" " " 70 "	"	2 0½	"
	" " " 80 "	"	2 4½	"
	" " " 100 "	"	2 12	"

* The importation of cocaine by post is prohibited, and its importation by other means is restricted to persons specially permitted by a Local Government.

APPENDIX A—continued.
 CUSTOMS TARIFF—continued.
 GENERAL IMPORT DUTIES—continued.

No.	NAMES OF ARTICLES.	Per	Tariff Valuation.	Duty.
	METALS AND MANUFACTURES OF METALS—contd.		<i>R. a.</i>	
15	METALS, unwrought and wrought, and articles made of metals—contd.			
	Copper, old	cwt.	55 0	Five per cent.
	pigs, tiles, ingots, cakes, bricks, and slabs	"	65 0	"
	China, white, copperware	lb.	1 8	"
	foil or tankpana, white, 10 to 11 in. x 4 to 5 in.	hundred leaves	2 2	"
	" coloured, 10 to 11 in. x 4 to 5 in.	"	2 4	"
	" wire, including phosphor-bronze	"	<i>ad valorem</i>	"
	" all other sorts, unmanufactured and manufactured, except current coin of the Government of India, which is free	—	"	"
	German silver	—	"	"
	Gold bullion and coin	—	"	Free.
	Gold leaf	—	<i>ad valorem</i>	Five per cent.
	Iron, anchors and cables	—	"	One per cent.
	" Lowmoor and similar qualities, all descriptions	—	"	"
	" angle, T, other than Lowmoor or Swedish	ton	110 0	"
	" angle, T, other than Lowmoor or Swedish, if galvanised, tinned, or lead-coated	—	<i>ad valorem</i>	"
	" bar	—	"	"
	" " Swedish and similar qualities	ton	165 0	"
	" " " " " " nail-rod, round-rod, and square, under half-an-inch in diameter	"	180 0	"
	" " other kinds	"	110 0	"
	" " " " " " nail-rod, round-rod, and square, under half-an-inch in diameter	"	117 0	"
	" " " " " " if galvanised, tinned, or lead-coated	—	<i>ad valorem</i>	"
	" beams, joists, pillars, girders, bridge-work, and other such descriptions of iron, imported exclusively for building purposes	—	"	"
	" channel, including channel for carriages	—	"	"
	" plate and sheet, Swedish and charcoal	—	"	"
	" bars, plates, and sheets, Swedish and charcoal, if galvanised, tinned, or lead coated	—	"	"
	" plate, other kinds, above ½ inch thick and strips	ton	117 0	"
	" sheets, " " up to ½ inch thick	"	125 0	"
	" sheets (other than corrugated), plates or strips other kinds, if galvanised, tinned, lead coated, or planished	—	<i>ad valorem</i>	"
	" sheets, corrugated, galvanised, or black	ton	210 0	"
	" hoop	"	130 0	"
	" nails, rose, wire, and flat-headed	cwt.	9 8	"
	" " other kinds, including galvanised, tinned, or lead-coated	—	<i>ad valorem</i>	"
	" nuts and bolts, also hooks and nuts for roofing, galvanised or black	—	"	"
	" old	cwt.	2 0	"
	" pig	—	<i>ad valorem</i>	"
	" pipes and tubes, including fittings therefor, such as bends, boots, elbows, tees, sockets, flanges, and the like	—	"	"
	" rails, chairs, sleepers, and fishplates, other than those described in No. 60, also spikes (commonly known as dog spikes), switches, crossings, lever-boxes, clips, and tie-bars	—	"	"
	" rice-bowls	—	"	"
	" ridging, guttering, and continuous roofing	—	"	"
	" rivets and washers, all sorts	—	"	"
	" wire, including fencing wire and wire rope, but excluding wire netting	—	"	"
	" cans, tinned, when imported containing petroleum, which is separately assessed to duty at one anna per Imperial gallon under No 16	can	0 3	Five per cent.
	" all other sorts, including discs or circles and wire-netting	—	<i>ad valorem</i>	"
	Lametta	—	"	"
	Lead, all sorts (except sheets for tea-chests which are free)	—	"	"
	Quicksilver	lb.	1 8	"
	Shot, bird-	cwt.	20 0	"
	Silver bullion or coin, except current coin of the Government of India, which is free	—	<i>ad valorem</i>	"
	Steel, anchors and cables	—	"	One per cent.
	" blooms	—	"	"
	" angle T	ton	110 0	"
	" " " and hoop, if galvanised, tinned, or lead-coated	—	<i>ad valorem</i>	"
	" bars (other than cast steel)	ton	110 0	"
	" " Swedish	—	<i>ad valorem</i>	"
	" " nail-rod, round rod, and square, under ½ inch in diameter	ton	117 0	"
	" bar, galvanised, tinned, lead-coated, planished or polished	—	<i>ad valorem</i>	"
	" channel, including channel for carriages	—	"	"

APPENDIX A—continued.
 CUSTOMS-TARIFF—continued.
 GENERAL IMPORT DUTIES—continued.

No.	NAME OF ARTICLES.	Per	Tariff Valuation.	Duty.
	METALS AND MANUFACTURES OF METALS— <i>contd.</i>		<i>R. a.</i>	
15	METALS, unwrought and wrought, and articles made of metals— <i>contd.</i>			
	Steel, plates above $\frac{1}{8}$ inch thick, and strips	ton	117 0	One per cent.
	" sheets up to $\frac{1}{8}$ "	"	125 0	"
	" sheets (other than corrugated), plates, or strips, if galvanised, tinned, lead coated, or planished	—	<i>ad valorem</i>	"
	" sheets, corrugated, galvanised or black	ton	210 0	"
	" hoop	—	<i>ad valorem</i>	"
	" nails	"	150 0	"
	" nuts and bolts, also hooks and nuts for roofing, galvanised or black	—	<i>ad valorem</i>	"
	" old	—	"	"
	" beams, joists, pillars, girders, bridge-work and other such descriptions of steel imported exclusively for building purposes	ton	130 0	"
	" cast and blistered, including spring and tub steel	—	<i>ad valorem</i>	"
	" ridging, guttering, and continuous roofing	—	"	"
	" pipes and tubes, including fittings therefor, such as bends, boots, elbows, tees, sockets, flanges and the like	—	"	"
	" rails, chairs, sleepers, and fish-plates, other than those described in No. 60, also spikes (commonly known as dog spikes), switches, crossings, lever-boxes, clips and tie-bars	—	"	"
	" rivets and washers, all sorts	—	"	"
	" wire, including fencing wire and wire rope, but excluding wire-netting	—	"	"
	" cans, tinned when imported containing petroléum, which is separately assessed to duty at one anna per Imperial gallon under No. 16	—	"	"
	" all other sorts, including discs or circles and wire-netting	can	0 3	Five per cent.
	Tin, block	—	<i>ad valorem</i>	"
	" foil, and other sorts	cwt.	145 0	"
	Zinc or spelter, nails	—	<i>ad valorem</i>	"
	" " tiles or slabs, soft	cwt.	23 0	"
	" " " hard	—	"	"
	" " all other sorts, including boiler tiles	"	19 0	"
	All other sorts of metals	—	<i>ad valorem</i>	"
	OILS.			
16	PETROLEUM, including also naphtha and the liquids commonly known by the names of rock oil, Rangoon oil, Burma oil, kerosene, paraffin oil, mineral oil, petroline, gasoline, benzol, benzoline, benzine, and any inflammable liquid which is made from petroleum, coal, schist, shale, peat or any other bituminous substance, or from any products of petroleum	Imperial gallon	—	One anna.
	" which has its flashing point at or above two hundred degrees of Fahrenheit's thermometer and is proved to the satisfaction of the Customs-Collector to be intended for use exclusively for the batching of jute or other fibre or for lubricating purposes	—	<i>ad valorem</i>	Five per cent.
	" which has its flashing point at or above one hundred and fifty degrees of Fahrenheit's thermometer and is proved to the satisfaction of the Customs-Collector to be intended for use exclusively as fuel or for some sanitary or hygienic purpose	—	"	"
	Cocanut Oil	cwt.	27 0	"
	All other sorts of oil, animal or vegetable (including otto of all kinds), and mineral, including paraffin wax	—	<i>ad valorem</i>	"
	OTHER ARTICLES, UNMANUFACTURED AND MANUFACTURED.			
17	APPAREL, including drapery, haberdashery, and millinery, and military and other uniforms and accoutrements; but excluding cotton-hosiery (for which see No. 30) and boots and shoes (for which see No. 45) and excluding also uniforms, and accoutrements appertaining thereto, imported by a public servant for his personal use, which are free	—	"	"
18	ART, WORKS OF, except (1) statuary and pictures intended to be put up for the public benefit in a public place, and (2) memorials of a public character intended to be put up in a public place, including the materials used, or to be used in their construction, whether worked or not, which are free	—	"	"

APPENDIX A—continued,
CUSTOMS TARIFF—continued.
GENERAL IMPORT DUTIES—continued.

No.	NAMES OF ARTICLES.	Per	Tariff Valuation.	Duty.
	OTHER ARTICLES, UNMANUFACTURED AND MANUFACTURED—contd.		<i>R. a.</i>	
19	BAMBOOS, common, grass, hay, rushes, straw, and leaves - -	—	—	Free.
20	BOOKS, printed, including covers for printed books, maps, charts and plans, proofs, music and manuscripts - - - - -	—	—	"
21	BRISTLES AND FIBRE, for brushes and brooms - - - - -	—	—	"
22	BRUSHES AND BROOMS, all sorts - - - - -	—	<i>ad valorem</i>	Five per cent.
23	BUILDING AND ENGINEERING MATERIALS, namely asphalt, bricks and tiles, cement of all kinds, fireclay, earthenware piping, lime, and other kinds not otherwise described - -	—	"	"
24	CABINET-WARE AND FURNITURE - - - - -	—	"	"
25	CARRIAGES AND CARTS, including motor cars, bicycles, tricycles, jinrikshas, bath chairs, perambulators, trucks, wheelbarrows, and all other sorts of conveyances, and component parts thereof, but excluding motor cars designed to carry goods and containing a prime-mover, which are free - - - - -	—	"	"
26	CHINESE AND JAPANESE WARE, including lacquered-ware, but excluding earthenware, china, and porcelain (for which see No. 32) - - - - -	—	"	"
27	CLOCKS, WATCHES, and other timekeepers, and parts thereof - -	—	"	"
28	COAL, COKE, AND PATENT FUEL - - - - -	—	—	Free.
29	CORDAGE, Rope and Twine made of any vegetable fibre - -	—	<i>ad valorem</i>	Five per cent.
30	COTTON, AND ARTICLES MADE OF COTTON—			
	Cotton, raw - - - - -	—	—	Free.
	" twist and yarn - - - - -	—	—	"
	" sewing and darning thread - - - - -	—	—	"
	" piece-goods, hosiery, crochet cotton thread and all other manufactured cotton goods not otherwise described - - - - -	—	<i>ad valorem</i>	Three and one-half per cent.
31	EARTH, COMMON CLAY, AND SAND - - - - -	—	—	Free.
32	EARTHENWARE (except earthenware piping, for which see No. 23), china, china clay, porcelain, and imitation or false coral - - - - -	—	<i>ad valorem</i>	Five per cent.
33	FANS OF ALL KINDS, except common palm-leaf fans, which are free - - - - -	—	"	"
34	FIREWORKS, all sorts, including fulminating-powder - - - - -	—	"	"
35	FLAX, AND ARTICLES MADE OF FLAX, including linen-thread - -	—	"	"
36	FURNITURE, TACKLE, AND APPAREL, not otherwise described, for steam, sailing, rowing, and other vessels - - - - -	—	"	"
37	GUMS, GUM-RESINS, and articles made of gum or gum-resin—			
	Copal - - - - -	—	"	"
	Cutch and gambier - - - - -	cwt.	18 0	"
	Gamboge - - - - -	lb.	2 2	"
	Gum Ammoniac - - - - -	cwt.	24 0	"
	" Arabic - - - - -	"	16 0	"
	" Bdellium - - - - -	"	<i>ad valorem</i>	"
	" Benjamin, ras - - - - -	cwt.	24 0	"
	" " cowrie - - - - -	"	80 0	"
	" Bysabol (coarse myrrh) - - - - -	"	25 0	"
	" Olibanum or frankincense - - - - -	"	—	Free.
	" Persian (false) - - - - -	cwt.	10 0	Five per cent.
	Myrrh - - - - -	"	50 0	"
	Rosin - - - - -	"	9 0	"
	All other sorts of gums, gum-resins, and articles made of gum or gum-resin, including caoutchouc and gutta-percha - -	—	<i>ad valorem</i>	"
38	HEMP, including Manila hemp, and articles made therefrom - -	—	"	"
39	HIDES AND SKINS (except raw or salted hides and skins, which are free), including parchment and vellum, gold-beaters' skins, and all other descriptions of hides or skins - - - - -	—	"	"
40	HORN - - - - -	—	—	Free.
	" articles made of, not otherwise described - - - - -	—	<i>ad valorem</i>	Five per cent.

CUSTOMS TARIFF—continued.

GENERAL IMPORT DUTIES.—continued.

No.	NAMES OF ARTICLES.	Per	Tariff Valuation.	Duty.																				
	OTHER ARTICLES, UNMANUFACTURED AND MANUFACTURED—contd.		<i>R. a.</i>																					
41	INSTRUMENTS, APPARATUS AND APPLIANCES, and parts thereof—Computing, Dental, Distilling, Diving, Drawing, Educational, Electric, Electric Lighting, Galvanic, Measuring, Musical, Optical, Philosophical, Phonographic, Photographic (including materials for Photography), Scientific, Surgical, Surveying, Telegraphic, Telephonic, Typewriters, and all other sorts, except Telegraphic instruments and apparatus, and parts thereof, when imported by or under the orders of a railway company, and any instruments, apparatus, and appliances when imported by a passenger as part of his personal baggage and in actual use by him in the exercise of his profession or calling, which are free. Military band instruments (other than stringed instruments), imported by a regiment of His Majesty's regular forces serving in India, and certified by the officer commanding the regiment to be for the <i>bona fide</i> exclusive use of the regimental band, and the following accessories thereto, are also free of duty:— <table style="display: inline-table; border: none; vertical-align: top;"> <tr><td>Silver buckles for drums.</td><td>Cardholders.</td></tr> <tr><td>Silver buttons for drums.</td><td>Carriages (brown or black).</td></tr> <tr><td>Green broadcloth for drums.</td><td>Crooks.</td></tr> <tr><td>Green silk ribbon for drums.</td><td>Cases (leather or wooden).</td></tr> <tr><td>Ropes for drums.</td><td>Fingertops.</td></tr> <tr><td>Bags for bagpipes.</td><td>Mouthpieces and caps therefor.</td></tr> <tr><td>Cord for bagpipes.</td><td>Reeds.</td></tr> <tr><td>Drones for bagpipes.</td><td>Springs.</td></tr> <tr><td>Ribbons for bagpipes.</td><td>Snares.</td></tr> <tr><td>Pipe tassels for bagpipes.</td><td>Valve tops and needles.</td></tr> </table>	Silver buckles for drums.	Cardholders.	Silver buttons for drums.	Carriages (brown or black).	Green broadcloth for drums.	Crooks.	Green silk ribbon for drums.	Cases (leather or wooden).	Ropes for drums.	Fingertops.	Bags for bagpipes.	Mouthpieces and caps therefor.	Cord for bagpipes.	Reeds.	Drones for bagpipes.	Springs.	Ribbons for bagpipes.	Snares.	Pipe tassels for bagpipes.	Valve tops and needles.	—	<i>ad valorem</i>	Five per cent.
Silver buckles for drums.	Cardholders.																							
Silver buttons for drums.	Carriages (brown or black).																							
Green broadcloth for drums.	Crooks.																							
Green silk ribbon for drums.	Cases (leather or wooden).																							
Ropes for drums.	Fingertops.																							
Bags for bagpipes.	Mouthpieces and caps therefor.																							
Cord for bagpipes.	Reeds.																							
Drones for bagpipes.	Springs.																							
Ribbons for bagpipes.	Snares.																							
Pipe tassels for bagpipes.	Valve tops and needles.																							
42	IVORY AND IVORY-WARE— Unmanufactured— Elephants' grinders - - - - - " tusks (other than hollows, centres, and points) each exceeding 20 lb. in weight, and hollows, centres, and points each weighing 10 lb. and over - Elephants' tusks (other than hollows, centres, and points) not less than 10 lb. and not exceeding 20 lb. each, and hollows, centres, and points each weighing less than 10 lb. - Elephants' tusks, each less than 10 lb. (other than hollows, centres, and points) - - - - - Sea-cow or moya teeth, each not less than 4 lb. - - - - - " " " 3 lb. and under 4 lb. - - - - - " " " each less than 3 lb. - - - - - All other sorts, manufactured and unmanufactured - - - - -	cwt.	350 0 800 0 680 0 525 0 200 0 185 0 135 0 <i>ad valorem</i>	" " " " " " " "																				
43	JEWELLERY AND JEWELS, including plate and other manufactures of gold and silver— Silver-ware, plain - - - - - { other than } " embossed or chased { European } All other sorts, except precious stones and pearls, unset, which are free - - - - -	tola	1 2 1 6 <i>ad valorem</i>	" " "																				
44	JUTE, raw - - - - - " articles made of, except secondhand or used gunny bags, which are free - - - - -	—	— <i>ad valorem</i>	Free. Five per cent.																				
45	LEATHER, and articles made of leather, including boots and shoes, harness and saddlery, except saddlery of a military pattern imported by an officer of His Majesty's regular forces and forming part of the equipment with which he is required to supply himself under Army Regulations, which is free - - - - -	—	"	"																				
46	MALT - - - - -	—	"	Free.																				
47	MANURES of all kinds, including animal bones - - - - -	—	—	"																				
48	OILCAKE, also bran, fodder, and cattle food of all kinds - - - - -	—	—	"																				
49	OIL-CLOTH AND FLOOR-CLOTH, including linocrusta, linoleum, and tarpaulins. - - - - -	—	<i>ad valorem</i>	Five per cent.																				
50	PAINTS, COLOURS, PAINTERS' MATERIALS and compositions for application to leather, wood, and metals— Lead, red, dry - - - - - " white, dry - - - - - Ochre, other than European, all colours - - - - - Paints, composition - - - - - " patent driers - - - - - Turpentine - - - - - Verdigris - - - - - Vermilion, Canton - - - - - Zinc, white, dry - - - - - All other sorts, including glue and putty - - - - -	cwt. " " " " " " Imperial gallon box of 90 bundles —	18 0 19 0 2 12 <i>ad valorem</i> " " 3 12 <i>ad valorem</i> 105 0 <i>ad valorem</i> "	" " " " " " " " "																				

APPENDIX A—continued.
CUSTOMS TARIFF—continued.
GENERAL IMPORT DUTIES—continued.

No.	NAMES OF ARTICLES.	Per	Tariff Valuation.	Duty.
	OTHER ARTICLES, UNMANUFACTURED AND MANUFACTURED—contd.		<i>R. a.</i>	
51	PAPER, PASTEBOARD, MILLBOARD, AND CARDBOARD of all kinds, including ruled or printed forms and account and manuscript books, labels, advertising circulars, sheet or card almanacs, and calendars, Christmas, Easter, and other cards, including cards in booklet form, including also waste paper and old newspapers for packing, but excluding trade catalogues and advertising circulars imported by packet, book or parcel post, which are free - - -	—	<i>ad valorem</i>	Five per cent.
	" articles made of paper and papier-mâché - - -	—	"	"
52	PERFUMERY—			
	Gowla, husked and unhusked - - - - -	cwt.	40 0	"
	Kapurkachri (zedoary) - - - - -	"	19 0	"
	Patch leaves (patchouli) - - - - -	"	17 0	"
	Rose-flowers, dried - - - - -	"	20 0	"
	Rose-water - - - - -	Imperial gallon	2 0	"
	All other sorts, except perfumed spirit (for which see table of special import duties) - - - - -	—	<i>ad valorem</i>	"
53	PITCH, TAR, AND DAMMER—			
	Bitumen - - - - -	—	"	"
	Dammer - - - - -	—	"	"
	Pitch, American and European - - - - -	—	"	"
	" coal - - - - -	—	"	"
	Tar, American and European - - - - -	—	"	"
	" coal - - - - -	—	"	"
	" mineral - - - - -	—	"	"
54	PLANTS AND BULBS, living, also dried for herbaria - - -	—	—	Free.
55	PRECIOUS STONES AND PEARLS, unset (including the stones generically known as Cambay stones, such as agates, cornelians, and onyx) - - - - -	—	—	"
56	PULP of wood, straw, rags, paper and other materials - - -	—	—	"
57	PRINTING AND LITHOGRAPHING MATERIAL, namely, presses, type, ink, brass rules, composing sticks, chases, imposing tables, and lithographic stones, stereo-blocks, roller moulds, roller frames and stocks, roller composition, standing screw and hot presses, perforating machines, gold blocking presses, stereotyping apparatus, metal furniture, paper folding machines, and paging and numbering machines, but not including paper - - - - -	—	—	"
58	RAGS - - - - -	—	—	"
59	RACKS for the withering of tea leaf - - - - -	—	—	"
60	RAILWAY MATERIAL for permanent way and rolling-stock, namely, cylinders, girders, and other material for bridges, rails, sleepers, bearing and fish-plates, fish-bolts, chairs, spikes, crossings, sleeper fastenings, switches, interlocking apparatus, brake gear, couplings and springs, signals, turn-tables, weigh-bridges, engines, tenders, carriages, wagons, traversers, trollies, trucks, and component parts thereof; also the following articles when imported by or under the orders of a railway company, namely, cranes, water cranes, water tanks, and standards, wire and other materials for fencing: Provided that for the purpose of this exemption "railway" means a line of railway subject to the provisions of the Indian Railways Act, 1890, and includes a railway constructed in a Native State, under the suzerainty of His Majesty, and also such tramways as the Governor General in Council may, by notification in the <i>Gazette of India</i> , specifically include therein - - - - -	—	—	"
61	SEEDS—			
	Castor - - - - -	cwt.	7 4	Five per cent.
	Cumin - - - - -	"	15 0	"
	" black - - - - -	—	<i>ad valorem</i>	"
	Linseed - - - - -	cwt.	7 4	"
	Methi - - - - -	"	5 8	"
	Mustard, rape, or sarson - - - - -	"	10 0	"
	Poppy - - - - -	"	9 0	"
	Quince, bihidana - - - - -	"	90 0	"
	Til, or jinjili - - - - -	"	10 0	"
	All other sorts - - - - -	—	<i>ad valorem</i>	"

APPENDIX A—continued.
 CUSTOMS TARIFF—continued.
 GENERAL IMPORT DUTIES—continued.

No.	NAMES OF ARTICLES.	Per	Tariff Valuation.	Duty.
	OTHER ARTICLES, UNMANUFACTURED AND MANUFACTURED—contd.		<i>R. a.</i>	
62	SHELLS AND COWRIES—			
	Chanks—large shells, for cameos	—	<i>ad valorem</i>	Five per cent.
	" white, live	—	"	"
	" " dead	—	"	"
	Cowras	—	"	"
	Cowries, bazaar, common	cwt.	3 12	"
	" yellow, superior quality	"	5 0	"
	" Maldive	"	5 8	"
	" sankhla	"	55 0	"
	Mother-of-pearl, nacre	—	—	Free.
	Nakhla	cwt.	100 0	Five per cent.
	Tortoise-shell	lb	12 0	"
	" nakh	"	5 0	"
	All other sorts, including articles made of shell, not otherwise described	—	<i>ad valorem</i>	"
63	SHIPS AND OTHER VESSELS for inland and harbour navigation, including steamers, launches, boats, and barges, imported entire or in sections	—	—	Free.
64	SILK AND ARTICLES MADE OF SILK—			
	Bokhara	lb	9 0	Five per cent.
	Floss	—	<i>ad valorem</i>	"
	Piece goods	—	"	"
	Sewing thread, China	—	"	"
	Raw silk—Chaharam, Cochin-China, and yellow Shanghai	lb	5 4	"
	Mathow	"	3 4	"
	Other kinds of China	"	8 0	"
	Waste and Kachra	—	<i>ad valorem</i>	"
	Panjam	lb	2 6	"
	Persian	"	5 0	"
	Siam	"	2 6	"
	All other sorts, including cocoons	—	<i>ad valorem</i>	"
65	SOAP	—	"	"
66	SPECIMENS ILLUSTRATIVE OF NATURAL SCIENCE , including also antique coins and medals	—	—	Free.
67	STATIONERY , excluding paper (for which see No. 51)	—	<i>ad valorem</i>	Five per cent.
68	STONE AND MARBLE , and articles made of stone and marble	—	"	"
69	TALLOW AND GREASE , including stearine	—	"	"
70	TEA CHESTS of metal or wood, whether imported entire or in sections, provided that the Customs-Collector is satisfied that they are imported for the purpose of the packing of tea for transport in bulk	—	—	Free.
71	TEXTILE FABRICS not otherwise described	—	<i>ad valorem</i>	Five per cent.
72	TOILET REQUISITES not otherwise described	—	"	"
73	TOYS , including toy-books, and requisites for all games	—	"	"
74	UMBRELLAS , parasols, and sun-shades of all kinds	—	"	"
75	WALKING STICKS and sticks for umbrellas, parasols, and sun-shades, of all kinds, mounted and unmounted, driving, riding, and other whips, fishing rods and lines	—	"	"
76	WOOD AND TIMBER (except fire-wood, which is free), and articles made of wood not otherwise described	—	"	"
77	WOOL , raw	—	<i>ad valorem</i>	Free.
	" articles made of, including felt	—	"	Five per cent.
78	ALL OTHER ARTICLES , manufactured or unmanufactured, not described in this Schedule	—	"	"

• APPENDIX A—concluded.
CUSTOMS TARIFF—concluded.

COUNTERVALUING DUTIES ON BOUNTY-FED SUGAR.
(In addition to the General Duty of 5 per cent. ad valorem.)

SUGAR produced in or exported from the countries named below, which grant bounties on export, is charged as follows:—		R. a. p.
Argentine Republic—		
All kinds	Per cwt.	10 15 8 (a)
Refined, i.e., polarising 96° and more	"	6 0 2 (b)
Unrefined " " less than 96°	"	4 8 9 (b)
Sugar Candy	"	3 2 9 (b)
Chile—Raw	"	0 9 2 (a)
Denmark—Refined	"	0 8 0 (a)
Candy and sugar in whole or broken loaves, plates, cakes, etc., whatever the colour may be, and white pulverised sugar which is lighter than the Amsterdam standard sample No. 1S	"	0 8 10 (b)
Russia—Refined	"	9 10 2 (b)
Unrefined	"	5 15 10 (b)

(a) Duties under Section 8 A of Act VIII. of 1894, as amended by Acts XIV. of 1899 and XII. of 1903.

(b) Duties under Section 8 B of Act VIII. of 1894, as amended by Act VIII. of 1902 and continued in force by Acts XII. of 1903 and XI. of 1904.

EXPORT DUTY.

	Per	Rate of Duty.
RICE, HUSKED OR UNHUSKED, including RICE FLOUR, but not including rice bran and rice-dust, which are free.	Maund of 82½ lb.	3 annas.

NOTE.—Under Act IX. of 1903 a customs duty at the rate of a quarter of a pie per pound has been levied from the 1st April, 1903, on all tea produced in India and exported from any customs port to any port beyond the limits of British India or to Aden. The proceeds of this cess are paid to the Tea Cess Committee appointed under Section 4 of the Act. On the recommendation of this Committee the maximum rate of a quarter of a pie per pound may be reduced.

APPENDIX B.

TRADE OF ADEN.

	1902-3.	1903-4.	1904-5.	1905-6.	1906-7.
FOREIGN TRADE:					
Imports:	£	£	£	£	£
Merchandise	2,010,504	2,145,328	1,805,304	1,969,822	2,426,670
Treasure	488,782	412,140	241,753	294,776	191,189
Exports:					
Merchandise	2,254,723	2,362,126	2,254,903	2,452,682	2,460,170
Treasure	302,303	255,517	220,275	166,042	145,367
TOTAL	5,056,312	5,175,111	4,522,235	4,883,322	5,223,396
INDIAN TRADE:					
Imports:					
Merchandise	721,131	968,990	980,971	976,089	872,047
Treasure	13,122	118,685	33,553	34,669	24,823
Exports:					
Merchandise	110,349	137,635	167,061	178,933	138,319
Treasure	26,067	179,729	94,833	196,904	107,468
TOTAL	870,669	1,405,039	1,276,418	1,386,595	1,142,657
INLAND TRADE:					
Imports:					
Merchandise	252,953	212,471	198,126	181,442	134,078
Treasure	4,024	9,799	9,640	22,335	10,894
Exports:					
Merchandise	77,479	79,257	100,522	103,663	91,852
Treasure	24,304	8,568	14,835	9,497	13,144
TOTAL	358,760	310,095	323,123	316,937	249,968
GRAND TOTAL	6,285,741	6,890,245	6,121,776	6,586,854	6,616,021

INDEX.

of foods
ed
reek seed
arms and parts
works
ing rods
Stiel

In the case of Government Stores articles are arranged alphabetically, and therefore there is no index for those articles.

ARTICLES.	EXPORTS.			ARTICLES.	IMPORTS.		
	Imports.	Foreign merchandise.	Indian merchandise.		Imports.	Foreign merchandise.	Indian merchandise.
	Page	Page	Page		Page	Page	Page
A							
Accoutrements (included with "Apparel, etc.")				Borax			84
Agricultural implements	45			Bottled and canned provisions	39		
" machinery	46			Bottles (common), glass	64		
Ajama seeds			92	Braids, woollen	60		
Ale, beer, and porter	37			Bran (included with "Fodder, etc.")			
Alizarine dyes	49	71		Brandy	37		
Almonds	39			Brass (for details see under "Metals")			
Aloes	48			Braziers and sheets, wrought copper	41		
Alum	47			Bricks of unwrought copper	41		
Ammunition (included with "Arms, etc.")				Bricks and tiles for building, etc.	62		100
Anchors, cables, and kentledge of iron	42			Bridgework. Beams, pillars, girders, and, of iron	42		
Angle, bolt, and rod iron	42			" " " of steel	44		
" channel, and spring steel	44			Brimstone	48		
Aniline dyes	50	71		Bristles and fibres for brushes and brooms			88
Animal oils	50		88	Building and Engineering Materials:			
Animals, living:		69		Asphalt	61		
Horses	36		77	Bricks and tiles	62		100
Other kinds	36		77	Cement	62		
Apparel:				Chalk and lime	62		
Apparel (including drapery, uniforms, accoutrements, etc., but excluding hosiery)	60	75	99	Clay	62		
Boots and shoes	61	75	99	Earthenware piping	62		
Gold and silver thread	61			Other sorts	62		100
Haberdashery and millinery	61			Butter	39		80
Hats, caps, bonnets, and hatters' ware	61			Button lac			101
Arabic Gum			89	C			
Arms, Ammunition, and Military Stores:				Cabinetware and furniture	62	75	100
Firearms and parts thereof	61	75		Cables. Anchors, and kentledge of iron	42		
Gunpowder, common	61			Cakes of unwrought copper	41		
" sporting	61			Calcium carbide	47		
Dynamite and all other explosives	61			Cambrics, twills, and muslins (coloured, printed, or dyed)	57		
Other sorts	61	75		Cambrics, twills, muslins and lawns (white)	56		
Arsenic	47		99	Camphor	48	71	
Art, Works of	61	75	99	Candles	62		100
Articles (not specified) exported by post			102	Canes and rattans	51		88
" " imported by post	88			Canned and bottled provisions	39		
Asarotida	48			Canvas:			
Asphalt	61			Cotton	58		
				Flax	59		
B							
Bacon and hams	39			Jute	59		
Bags, gunny (jute)	59		97	Caoutchouc, manufactures of	62		88
Bajra, Jawar and			78	" raw	61		
Bangles, glass	64			Caps			81
Bar, iron	42			Cardamoms			
Barley			77	Cardboard, pasteboard, and millboard	67		
Bars, steel	44			Carpets and rugs, woollen	60		99
Beads and false pearls	64			Carriages and carts (excluding railway carriages) and parts thereof:		75	
Beams, pillars, girders, and bridge-work of iron	42			Carriages and carts	62		
" " " " of steel	44			Cycles	62		
Beer, ale, and porter	37			Motor cars and motor cycles	62		
Bees' wax			95	Carriages and trucks, Railway	46		
Betelnuts			81	Cassia lignea	43	71	
Bicarbonate of soda	47			Cast (pig) iron	42		
Biscuits of all kinds	39			" steel	44		
Bleaching materials	47			Castor oil			87
Block tin	45	71	84	" seeds			92
Bolt iron	42			Caustic soda	49		
Bolts and nuts of iron	42			Cement	62		
Bones, Animal, for manure			91	Chadars, dhutis, saris, and scarves:			
Bonnets	61			Grey	55		
Books and printed matter (including maps and charts)	61	75	100	White	56		
Boots and shoes	61	75	99	Coloured, printed, or dyed	57		
				Chalk and lime	62		
				Champagne	38		
				Channel steel	44		

	Page	Page	Page	Indian merchandise.	ARTICLES.	Page	EXPORTS.		
							Foreign merchandise.	Indian merchandise.	
F					H				
As foods	39	—	—	—	Haberdashery	61	75	99	
Ed	—	—	—	92	Hams, Bacon and	39	—	—	
Greek seed	—	—	—	92	Handkerchiefs and shawls in the piece	58	74	97	
Firearms and parts thereof	61	75	—	—	Hardware and Cutlery, including plated ware:				
Fireworks	63	—	—	—	Cutlery	45			
Fishing rods and lines (included with "Sticks and whips")	—	—	—	—	Hardware:				
Fish manure	—	—	—	91	Agricultural Implements	45			
Fishmaws and sharkfins	39	69	80	—	Other implements and tools	45	71	84	
Fish, dry, salted	39	—	80	—	Enamelled ironware	46			
" unsalted	39	—	80	—	Lampware	46			
" wet salted (nyapi)	39	—	—	—	Sewing machines	46			
Fishplates, Rails and, of steel and iron	47	—	—	—	Other sorts	46			
Flax, manufactures of	—	74	97	—	Harness, Saddlery and	65		102	
Canvas	59	—	—	—	Hats	61		—	
Piece goods	59	—	—	—	Hatters' ware	61		—	
Other sorts (including twist and yarn)	59	—	—	—	Hemp, manufactures of	59		97	
Floor-cloth, Oil-cloth and	66	—	—	—	" RAW	52		90	
Flour, rice	—	—	79	—	Hides and Skins:				
" wheat	36	—	80	—	Hides, dressed or tanned	64		101	
Fodder, bran, and cattle food (including hay and straw and oilcake)	51	—	89	—	" raw	52		90	
Fruits and vegetables, dried, salted, or preserved (for details see under "Provisions")	—	—	—	—	Skins, dressed or tanned	64		—	
Fruits and Vegetables, fresh:					Goat	—		101	
Fruits—					Sheep	—		101	
Cocoanuts	36	—	—	—	Other	—		101	
Cocoanut kernel or copra	—	—	77	—	Skins, raw	52		90	
Other sorts	36	—	77	—	Goat	—		90	
Vegetables	36	—	77	—	Sheep	—		90	
Fuel oils	50	—	—	—	Other	—		90	
Fuel, patent	51	—	—	—	Hoop Iron	42		—	
Furniture, Cabinetware and	62	75	100	—	" Steel	45		—	
					Hops	37		—	
G					I				
Galanga	48	—	—	—	Indigo	50		85	
Galvanised iron, Sheets and plates of	43	—	—	—	Ingots, tiles, cakes, and bricks of unwrought copper	41		—	
Gambier	50	—	—	—	Instruments, apparatus, and appliances, and parts thereof:				
Games, Toys and requisites for	68	—	102	—	Electrical	64		—	
German-silver (see under "Metals")	—	—	—	—	Musical	64	76	—	
Ghi	40	—	81	—	Optical	65		—	
Gin	37	—	—	—	Photographic	65	76	—	
Ginger	—	—	82	—	Scientific, philosophical, and other kinds	65	76	—	
Girders, Beams, pillars, and bridge-work of iron	42	—	—	—	Surgical	65		—	
" " " " of steel	44	—	—	—	Typewriters	65		—	
Glass and glassware	—	76	—	—	Iron (for details see under "Metals")	—		—	
Bangles	64	—	—	—	Ivory (unmanufactured)	62	72	91	
Beads and false pearls	64	—	—	—	" manufactures of	65		—	
Bottles, common	64	—	—	—	J				
Lampware	64	—	—	—	Jaconets:				
Sheet and plate glass	64	—	—	—	Grey	55		—	
Other wares	64	—	—	—	White	56		—	
Goat skins (see "Hides and Skins")	—	76	101	—	Coloured	57		91	
Gold and silver plate	65	—	—	—	Jadestone	40		—	
" " thread	61	69	—	—	Jams and jellies	40		—	
Grain and pulse	—	—	77	—	Japanese Ware, Chinese and	63	75	—	
Bailey	—	—	77	—	Jawar and Bajra	36		78	
Gram	—	—	77	—	Jawar and Bajra	56		—	
Jawar and Bajra	36	—	78	—	Jean, Drills and (white)	55		—	
Oats	—	—	78	—	" sheetings, and drills (gray)	40		—	
Pulse	36	—	78	—	Jellies, Jams and	40		—	
Rice in the husk	—	—	78	—	Jewellery, unmanufactured:				
" not in the husk	36	—	78	—	Precious stones and pearls unset	52	72	91	
" flour	—	—	79	—	Jewellery, manufactured:				
Wheat	36	—	79	—	Jewellery	65	76	101	
" flour	36	—	80	—	Plate of gold and silver	65		101	
Other sorts	36	—	80	—	Jinjili, Til or, oil	—		88	
Gram	—	—	77	—	" " seeds	—		94	
Groundnut oil	—	—	87	—	Jute, manufactures of:				
" seeds	—	—	93	—	Canvas	59		—	
Gums and Resins	52	72	89	—	Gunny bags	59		97	
Arabic	—	—	89	—	" cloth	—		98	
Other sorts	—	—	89	—	Rope and twine	—		98	
Gunny bags	59	—	97	—	Twist and yarn	59		97	
" cloth	—	—	98	—	Other kinds	59		98	
Gunpowder, common	61	—	—	—	Jute, Raw	—		91	
sporting	61	—	—	—					

ARTICLES.	EXPORTS.			Page	8 (a) 2 (b) 9 (b)
	Imports.	Foreign merchandise.	Indian merchandise.		
	Page	Page	Page		
K					
Kentledge, Anchors, cables and, of iron	42	—	—		
Kerosene oil (in bulk)	50	72	87	66	
" " (in cases)	50	—	—		
Keys, Sleepers and, of steel and iron	47	—	—		
Knitting wool, Yarn and	60	—	—		
L					
Lac:					
Button	—	—	101		
Seed	—	—	91		
Shell	—	—	101		
Stick	52	—	91		
Other kinds	—	—	101		83
Lace and patent net	58	—	—		
Lacquered-ware (included with "Chinese and Japanese ware, etc.")	—	—	—		
Lametts	41	—	—		
Lampware (glass)	64	—	—		
" (hardware)	46	—	—		
Lard	—	—	81		
Lead (for details see under "Metals")	—	—	—		
Leather, Unwrought	65	—	102		
Manufactures of:					
Saddlery and harness	65	—	102		
Other sorts (excluding boots and shoes)	65	—	102		
Lime, Chalk and	62	—	—		
Linseed oil	51	—	87		
" seed	—	—	93		
Liqueurs	37	—	—		
Liquors-	—	69	—		
Ale, beer, and porter	37	—	—		
Cider and other fermented liquors	37	—	—		
Spirit:					
Brandy	37	—	—		
Gin	37	—	—		
Liqueurs	37	—	—		
Rum	37	—	—		
Whisky	37	—	—		
Spirit used in drugs, medicines or chemicals	37	—	—		
Spirit, perfumed	37	—	—		
" methylated-	38	—	—		
Other sorts of Spirit	38	—	—		
Wines:					
Champagne	38	—	—		
Claret	38	—	—		
Port	38	—	—		
Sherry	38	—	—		
Other sorts	38	—	—		
Lithographing materials, Printing and Locomotives (excluding those for railways)	67	—	—		
Locomotive engines and tenders (railway) and parts thereof	46	—	—		
Longcloths (White)	47	—	—		
Lubricating oils	58	—	—		
	51	—	—		
M					
Machinery and Millwork	—	71	84		
Agricultural (not being steam)	46	—	—		
Steam Engines and parts:					
Locomotives (excluding those for railways)	46	—	—		
Other sorts	46	—	—		
Not steam engines:					
Electrical	46	—	—		
Mining	46	—	—		
Textile	46	—	—		
Other descriptions:	46	—	—		
Machines, sewing	46	—	—		
Madapollams (grey)	55	—	—		
Manganese ore	—	—	83		
Manures:					
Animal bones	—	—	91		
Fish manure	—	—	91		
Oilcake	—	—	91		
Other kinds	—	—	91		
Maps and charts (included with "Books and printed matter")	—	—	—		
Marble, Stone and	53	—	—		
Matches	68	—	—		
EXPORTS.					
COUNTY-FED SUGAR.					
per cent. ad valorem.					
grant					
Materials, Railway, for construction (for details see under "Railway plant and rolling stock")					
Mats and matting				66	
Medicines (see under "Drugs and Medicines")					
Metals:					
Brass:					
Wrought	41	—	—	70	83
Chromite (Chrome iron ore)	—	—	—	—	83
Copper:					
Old, for re-manufacture	41	—	—	70	83
Unwrought	—	—	—	—	—
Tiles, ingots, cakes, and bricks	41	—	—	—	—
Other sorts	41	—	—	—	—
Wrought	—	—	—	—	83
Braziers and sheets	41	—	—	—	—
Lametts	41	—	—	—	—
Mixed or yellow metal, for sheathing	41	—	—	70	—
Other manufactures	42	—	—	70	—
German-silver	42	—	—	—	—
Iron:					
Old, for re-manufacture-	42	—	—	70	83
Cast (pig)	42	—	—	—	83
Wrought:	—	—	—	70	83
Anchors, cables, and kentledge	42	—	—	—	—
Angle, bolt, and rod	42	—	—	—	—
Bar	42	—	—	—	—
Beams, pillars, girders, and bridgework	42	—	—	—	—
Bolts and nuts	42	—	—	—	—
Hoop	42	—	—	—	—
Nails, screws, rivets, and washers	43	—	—	—	—
Pipes and tubes	43	—	—	—	—
Rice bowls	43	—	—	—	—
Sheets and plates, galvanised	43	—	—	—	—
" " tinned	43	—	—	—	—
" " not galvanised or tinned	43	—	—	—	—
Wire	43	—	—	—	—
Other manufactures of iron, or of iron mixed with steel	43	—	—	—	—
Lead:					
Ore	44	—	—	—	—
Pig	44	—	—	—	—
Wrought:					
Sheets, pipes and tubes	44	—	—	—	—
Sheets for tea chests	44	—	—	—	—
Other sorts (mainly wrought)	44	—	—	—	—
Manganese Ore	—	—	—	—	83
Quicksilver	44	—	—	—	—
Steel:					
Angle, channel and spring	44	—	—	—	—
Bars	44	—	—	—	—
Beams, pillars, girders, and bridgework	44	—	—	—	—
Cast	44	—	—	—	—
Hoop	45	—	—	—	—
Plates and sheets	45	—	—	—	—
Other sorts	45	—	—	—	—
Tin:					
Ore	—	—	—	—	—
Unwrought (block)	45	—	—	71	84
Wrought	45	—	—	—	—
Zinc or Spelter:					
Unwrought	45	—	—	—	—
Wrought or manufactured	45	—	—	—	—
Other Sorts	45	—	—	—	—
Unenumerated metals	45	—	—	71	84
Methylated spirit	38	—	—	—	—
Mica	—	—	—	—	92
Milk, condensed and preserved	40	—	—	—	—
Millboard, Pasteboard, and cardboard	67	—	—	—	—
Millinery	61	—	—	75	99
Millwork, Machinery and (for details see under "Machinery and Millwork")	—	—	—	—	—
Mineral oils (for details see under "Oils")	—	—	—	—	—
Mineral dyes (for details see under "Dyeing and tanning materials")	—	—	—	—	—
Mining machinery	46	—	—	—	—
Molasses	40	—	—	—	—
Motor cars and motor cycles	82	—	—	—	—
Mowra or mowra seed	—	—	—	—	93
Mulls:					
Grey	55	—	—	—	—

EXPORTS.			ARTICLES.	EXPORTS.			
Page	Page	Page		Foreign merchandise.	Indian merchandise.	Page	
	56		Piece-Goods:		Page		
	57		Cotton (for details see under "Cotton manufactures of")				
	64	76	Flax				
			Silk		59		
			Woollen		59	74	
			Pig iron		60	74	
			lead		42		
			Pillars, beams, girders, and bridgework of iron		44		
			Pipes and tubes of iron		42		
			sheets, and tubes of lead		44		
			Piping, earthenware		43		
			Pitch, tar, and dammer		44		
			Plate and sheet glass		62		
			Plate, of gold and silver		52		
			Plated ware (included with "Hardware and Cutlery")		64		
			Plates, Sheets and, of iron galvanised		67		
			" " " tinned		76	101	
			" " " not galvanised or tinned		48		
			Plates, Sheets and of steel		43		
			Poppy seed		45		
			Porcelain, Earthenware and		63	76	
			Port		38		
			Porter		37		
			Post, Articles (not specified) exported by		81		
			Post, Articles (not specified) imported by		08	102	
			Potassium, cyanide of		47		
			Precious stones and pearls, unset		52	91	
			Preserved milk		40		
			Printed matter, Books and		61	100	
			Printing paper		66		
			Printing and lithographing materials (other than paper)		67		
			Prints and chintz (coloured)		57		
			Proprietary and patent medicines		48		
			Provisions:				
			Bacon and hams		39		
			Biscuits of all kinds		39		
			Butter		39	80	
			Canned and bottled provisions		39		
			Cheese		39		
			Farinaceous foods		39		
			Fish, dry, unsalted		39	80	
			" " salted		39	86	
			" wet, salted (ngapi)		39	86	
			Fishmaws and sharkfins		39	86	
			Fruits and vegetables, dried, salted, or preserved		39	80	
			Almonds		39		
			Dates		39	69	
			Other fruits, &c.		39	69	
			Ghd		40	81	
			Jams and jellies		40		
			Lard		40	81	
			Milk, condensed and preserved		40		
			Pickles, vinegar, sauces and condiments		40	81	
			Other sorts of provisions		40	81	
			Pulse		36	78	
			Quicksilver		44		
			Quinine		48		
			B.				
			Rails and fishplates of steel and iron		47		
			Railway plant and rolling stock		—	71	
			Carriages and trucks and parts thereof		46		
			Locomotive engines and tenders and parts thereof		47		
			Materials for construction		—	84	
			Rails and fishplates of steel and iron		47		
			Sleepers and keys of steel and iron		47		
			Sleepers of wood		47		
			Other sorts		47		
			Rape oil		—	87	
			Rape seed		—	94	

ARTICLES.	Exports.			Page	Page	Page
	Imports.	Foreign merchandise.	Indian merchandise.			
Rattans, Canes and Resins (see under "Gums and resins").	51	—	88			
Rice bowls of iron	43	—	—			
" bran	—	—	89			
" flour	—	—	79			
" in the husk	—	—	78			
" not in the husk	36	—	78			
Rivets and washers of iron	43	—	—			
Rod iron	42	—	—			
Rope, cotton	58	—	—			
" jute	—	—	98			
" (of vegetable fibre), Cordage and Rugs (woollen), Carpets and Rugs	63	—	100			
	60	—	99			
	37	—	—			
S						
Saccharin	48	—	—			
Saddlery and harness	65	—	102			
Safflower	—	—	86			
Saffron	50	—	—			
Sal-ammoniac	47	—	—			
Salt	40	—	81			
Saltpetre	47	—	84			
Salted fish dry	39	—	80			
" wet (ngapi)	39	—	—			
Sandalwood	—	—	95			
Saris (included with "Chādars, etc.")	—	—	—			
Sauces	40	—	—			
Sawa or dil seed	—	—	92			
Scarves (included with "Chādars, etc.")	—	—	—			
Scientific apparatus and appliances	65	76	—			
Screws, of iron	43	—	—			
Seeds:	53	—	—			
Essential:						
Ajama	—	—	92			
Coriander	—	—	92			
Cumin	—	—	92			
Fennel	—	—	92			
Fenugreek	—	—	92			
Sawa or dil	—	—	92			
Other sorts	—	—	92			
Other than essential:						
Castor	—	—	92			
Cotton	—	—	93			
Groundnut	—	—	93			
Linseed	—	—	93			
Mowa or mowra	—	—	93			
Mustard	—	—	93			
Niger	—	—	93			
Poppy	—	—	93			
Rape	—	—	94			
Tea	—	—	94			
Til or jinjili	—	—	94			
Other sorts	—	—	94			
Sewing machines	46	—	—			
Sharkins, Fishmaws and Shawls, woollen	39	69	80			
" Handkerchiefs and, Cotton	60	—	—			
" Sheep skins (see "Hides and Skins").	58	74	97			
Sheets of lead for tea-chests	44	—	—			
" pipes, and tubes of lead	44	—	—			
Sheet and plate glass	64	—	—			
Sheets and plates of galvanised iron	43	—	—			
" " " tinned	43	—	—			
" " " not galvanised or tinned	43	—	—			
Sheets and plates of steel	45	—	—			
Sheets, braziers and, wrought copper	41	—	—			
Shellac	—	—	101			
Shells and Cowries	53	72	94			
Sherry	38	—	—			
Ships, parts of	67	—	—			
Shirtings (grey)	55	—	—			
" (white)	56	—	—			
" (coloured)	57	—	—			
Shoes, Boots and Silk, Chasam or waste	61	75	99			
" Cocoons	—	—	94			
" manufactures of:						
Piece goods	59	74	98			
Goods of silk mixed with other materials	59	74	99			
Thread, sewing	59	—	—			
Yarn, noils and warps	59	—	—			
Other sorts	60	74	99			
" raw	53	72	94			
Silver and gold threads (construction)						
Silver, Plate of gold and "Railway						
Skins (See "Hides and")						
Sleepers and keys of steel						
" of wood						
Soap						
Soda compounds (for de- "Chemicals")						
Spelter, Zinc or (see under "Metals")						
Spices						
Betelnuts						
Cardamoms						
Chillies						
Cloves						
Ginger						
Pepper						
Other sorts						
Spirit (for details see under "Liquors")						
Spring steel	44					
Stationery (excluding paper)	67					
Steam engines and parts (for details see under "Machinery and millwork")						
Steel (for details see under "Metals")						
Sticks and whips (including fishing-rods and lines)	68					
Stone and Marble	53					
Storax	48					
Straw (included with "Fodder, etc.")						
Sugar:						
Refined or crystallised	40	70	82			
Unrefined	40	—	82			
Molasses	40	—	—			
Confectionery	40	70	—			
Sulphur (brimstone)	48					
Sulphuric Acid	48					
Sunshades (included with "Umbrellas")						
Surgical Instruments, etc.	65					
T						
Tallow				53		94
Tanning materials (for details see under "Dyeing and tanning materials")						
Tar				52		
Tea-chests (entire or in sections)				68		
" sheets of lead for				44		
T-cloths and domestics (grey)				55		
Tea				41	70	83
Tea seed						94
Tea waste						83
Teakwood				53		95
Telegraphs, Materials for construction of				68		
Textile machinery				46		
Thread, gold and silver				61		
Thread, sewing:						
Cotton				58	74	97
Silk				59		
Til or jinjili oil						88
" seeds						94
Tiles, ingots, cakes, and bricks of unwrought copper				41		
Tiles, Bricks and, for building, etc.				62		100
Tin (for details see under "Metals")						
Tobacco, unmanufactured				49	71	95
" manufactured				49	71	95
Toys and requisites for games				68		102
Trucks, Railway carriages and Tubes, Pipes and, of iron				46		
" sheets, pipes and, of lead				44		
Turmeric						96
Twine, Rope and, of jute						98
Twist and Yarn:						
Cotton				54	73	96
Flax				59		
Jute				59		97
Typewriters				65		
U						
Umbrellas, including parasols, etc.				68		
Umbrella fittings				68		
Uniforms (included with "Apparel, etc.")						
Unsalted fish (dry)				39		80