



Color Manual

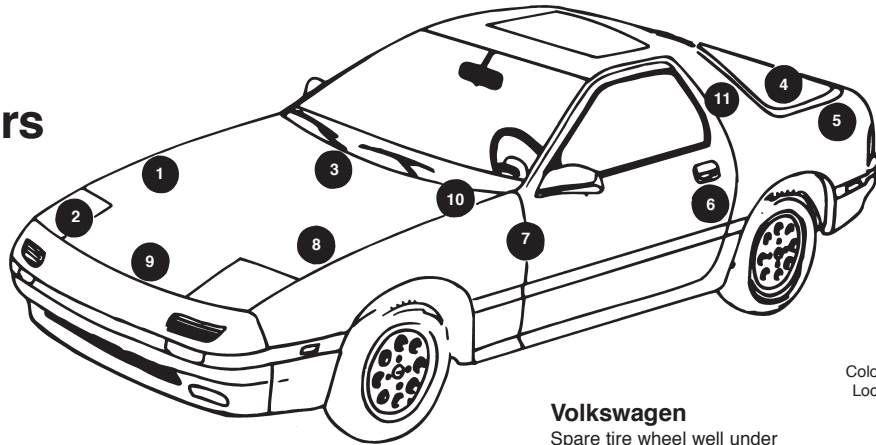
2006

Acura
Audi
BMW
Honda
Hyundai
Infiniti
Isuzu
Jaguar
Kia
Land Rover
Lexus
Maybach
Mazda
Mercedes-Benz
Mini
Mitsubishi
Nissan
Porsche
Saab
Scion
Subaru
Suzuki
Toyota
Volkswagen
Volvo

2006

Color Code Locations

For 2006 European Car Colors



Audi

(Inside Rear Compartment)
— under mat or seat back panel or back compartment panel or Spare Tire well

Color Code Locations

4

BMW

1 – 8

Jaguar

(Driver's Rear Door Jamb and /or Door Edge)

6

Mercedes-Benz

6

Mini

Outside Right Front Strut Tower

1

Porsche

6 – 8 – 10

Land Rover

Range Rover
Range Rover Sport
LR3

Color Code Locations

6

6

6

Saab

9-2X
9-3 Convertible
9-3 Sedan
9-5
9-7X (Glove Box)

10

2

2

10

Volkswagen

Spare tire wheel well under the carpet in the cargo area

Color Code Locations

4

Volvo

V50
V70
S60
S80
S40
XC70
XC90

8

8

8


8

3

8

8

For 2006 Asian Car Colors



Color Code Locations

Acura / Honda (All Models)

(Driver's Side B Pillar)

12

Hyundai (All Models)

(Driver's Door B Pillar)

12

Isuzu (All Models)

(Glove Box)

Lexus (All Models)

(Lower Rear Edge of Driver's Door or B-Pillar)

6

Infiniti

M35

12

M45

12

N40

12

Q45

1

QX56

12

G35

2

FX35

1

FX45

1

Kia (All Models)

12

Mazda

RX-8

12

B Series Truck

6

MX5

12

Mazda 5

12

MPV

12

Tribute

6

Mazda 6

6

Mazda 3

6

Mitsubishi

Eclipse / Eclipse Spyder

2

Galant

3

Montero

1

Raider (Front passenger floor pan)

Lancer

3

Lancer Evolution

3

Outlander

3

Endeavor

3

Nissan

Sentra

6

Altima

10

Maxima

3

Frontier

6

Pathfinder

1

Armada

12

Xterra

6

350z

3

Murano

1

Quest

12

Titan

12

X-Trail

6

Scion (All Models)

(Lower Rear Edge of Driver's Door or B-Pillar)

Color Code Locations

6 – 12

Subaru (All Models)

(Strut Tower)

7

Suzuki

Aerio

4

Forenza

3

Reno

3

Grand Vitara

13

Grand Vitara XL-7

2

Verona

2

Toyota (All Models)

(Lower Rear Edge of Driver's Door or B-Pillar)

6 – 12

INDEX








































| | |
|----------------------------|--------------|
| Acura | 5-7 |
| Audi | 49-51 |
| BMW | 3-5 |
| Honda | 5-7 |
| Hyundai | 8-10 |
| Infiniti | 33-37 |
| Isuzu | 10-15 |
| Jaguar | 16-17 |
| Kia | 17-19 |
| Land Rover | 19-20 |
| Lexus | 45-48 |
| Maybach | 20-21 |
| Mazda | 21-26 |
| Mercedes-Benz | 27-28 |
| Mini | 3-5 |
| Mitsubishi | 29-32 |
| Nissan | 33-37 |
| Porsche | 37-38 |
| Saab | 38-40 |
| Scion | 45-48 |
| Subaru | 41-42 |
| Suzuki | 43-44 |
| Toyota | 45-48 |
| Volkswagen | 49-51 |
| Volvo | 52 |

Based on information received from Car Manufacturers, the data contained herein is presumed to be correct. However, we cannot assume responsibility for error or change. These color chips are intended for identification purposes only. They are only representative of the colors and cannot be considered as color standards.

2006 CAR COLORS

BMW/MINI

BMW / MINI

| | | | | | | | | | | |
|------------|------------|---|------------|---|------------|---|------------|---|------------|---|
| | 300 B/C |  | 314 B/C |  | 317 B/C |  | 319 B/C |  | | |
| | | Alpine White III 50209 | | Bright Red 50210 | | Orient Blue Met 49858 | | Palmetto Run Met 65859 | | |
| 349 B/C | |  | 354 B/C |  | 381 B/C |  | 405 B/C |  | 416 B/C |  |
| | | Olive Met 60388 | | Titanium Silver Met 57127 | | Lemans Blue Met 62405 | | Imola Red 59126 | | Carbon Black Met 60906 |
| 430 B/C | |  | 438 B/C |  | 440 B/C |  | 442 B/C |  | 449 B/C |  |
| | | Oxford Green Met 60403 | | Electric Red 62407 | | Stratus Gray Met 63043 | | Gray Green Met 63044 | | Slate Green Met 63047 |
| 470 B/C | |  | 472 B/C |  | 475 B/C |  | 481 B/C |  | 482 B/C |  |
| | | Flamenco Red Met 64453 | | Sterling Gray Met 64075 | | Black Sapphire Met 63048 | | Kalahari Beige Met 64503 | | Toledo Blue Met 64504 |
| 668 B/C | |  | 850 B/C |  | 851 B/C |  | 859 B/C |  | 870 B/C |  |
| | | Jet Black 59049 | | Pepper White 64546 | | Chili Red 64454 | | Solid Gold Met 64548 | | Electric Blue Met 64549 |
| 871 B/C | |  | 892 B/C |  | 894 B/C |  | 895 B/C |  | 896 B/C |  |
| | | Dark Silver Met 64550 | | Titanium Gray Met 64506 | | Chiaretto Red Met 64507 | | British Racing Green Met 64456 | | Blue Water Met 64508 |
| 900 B/C | |  | 902 B/C |  | A07 B/C |  | A08 B/C |  | A09 B/C |  |
| | | Pure Silver Met 64457 | | Liquid Yellow 64458 | | Mystic Blue Met 67946 | | Sterling Silver Met 67765 | | Amethyst Gray Met 67964 |
| A11 B/C | |  | A13 B/C |  | A14 B/C |  | A18 B/C |  | A22 B/C |  |
| | | Highland Green Met 69149 | | Atlantic Blue Met 71317 | | Mineral Silver Met 69150 | | Quartz Blue Met 69152 | | Sparkling Graphite Met 69154 |

2006 CAR COLORS

BMW/MINI (Cont'd.)

A23
B/C



Sonora Met
69155

A24
B/C



Purple Haze Met
71629

A25
B/C



Astro Black Met
69169

A26
B/C



Hot Orange Met
69156

A27
B/C



Cool Blue Met
69157

A28
B/C



Hyper Blue Met
71630

A29
B/C



Silverstone II Met
71651

A30
B/C



Interlagos Blue Met
69158

A31
B/C



Indianapolis Red Met
69159

A32
B/C



Sepang Silver Met
69160

A34
B/C



Arktis Met
69161

A35
B/C



Monaco Blue Met
69162

A36
B/C



Titanium Gray Met
69170

A38
B/C



Michigan Blue Met
74246

A39
B/C



Barbera Red Met
74247

A41
B/C



Barrique Red Met
69164

A42
B/C



Ultramarine Blue Met
75633

A43
B/C



Deep Green Met
69165

A44
B/C



Reflexsilber Met
74394

A47
B/C



Solar Red Met
75634

A48
B/C



Royal Gray Met
75635

A49
B/C



Space Blue Met
75636

A51
B/C



Montego Blue Met
75637

CHIP PENDING

S07
B/C



Solitaire Met
68051

S11
B/C



Blue Onyx Met
69167

S12
B/C




Opal Black Met
69168

S23
B/C



Rubinschwarz Met
71858


S34
B/C



Azuritschwarz Met
74395


Mini Roof / Mirror

668
B/C



Jet Black
59049

899
B/C



Aspen White
64706

























2006 CAR COLORS

BMW/MINI (Cont'd.)

| Model Year Designation (10th character of VIN number) | |
|--|------|
| Code | Year |
| 6 | 2006 |
| 5 | 2005 |
| 4 | 2004 |
| 3 | 2003 |
| 2 | 2002 |
| 1 | 2001 |
| Y | 2000 |
| X | 1999 |
| W | 1998 |
| V | 1997 |
| T | 1996 |
| S | 1995 |

| Assembly Plant Codes (11th character of VIN number) | |
|--|-----------------------------|
| Plant Code | Plant |
| A, F or K | Munich, Germany |
| B, C, D or G | Dingolfing, Germany |
| E | Toluca, Mexico |
| J | Regensburg, Germany |
| L | Spartanburg, South Carolina |
| N | Pretoria, South Africa |

HONDA/ACURA

| | | | | |
|--|--|--|--|---|
| |  Arctic Blue Pearl 63570 |  Long Beach Blue Pearl 64525/26 |  Suzuka Blue Met 64203 |  Sapphire Blue Met 64742 |
|  Midnight Blue Pearl 64982 |  Vivid Blue Pearl 65612 |  Meteor Silver Met 65703 |  Navy Blue Pearl 65704 |  Fiji Blue Pearl 66364 |
|  Ocean Mist Met 68982 |  Opulent Blue Pearl 70862 |  Steel Blue Met 70160 |  Royal Blue Pearl 73217 |  Atomic Blue Met 74090 |
|  Bluish Silver Met 74196 |  Sky Mist Met 73218 |  Bluish Silver Met 74313 |  Bermuda Blue Pearl 74197 |  Nighthawk Black Pearl 57077 |
|  Opal Silver Blue Met 64204 |  Deep Green Pearl 65876 |  Amazon Green Met 73212 |  Jade Green Met 69220 |  Kiwi Green Met 74314 |

B/C-Basecoat/Clearcoat Color.
These colors are intended to be used only as a reference, and may not be exact representations of mixed or applied color.

2006 CAR COLORS

HONDA/ACURA (Cont'd.)

NH547
B/C




Berlina Black
44713

NH552M
B/C




Sebring Silver Met
44893

NH565
B/C




Grand Prix White
46723

NH578
B/C



Taffeta White
49558

NH603P
3 Stage



White Diamond Pearl
56728/29

NH623M
B/C



Satin Silver Met
58755

NH624P
3 Stage



Premium White Pearl
59159/60

NH630M
B/C



Silverstone Met
60032

NH643M
B/C



Anthracite Met
64120

NH658P
B/C



Graphite Pearl
64743

NH662P
NH662P-4
B/C



Sagebrush Pearl
64983

NH674P
B/C



Cosmic Gray Pearl
67836

NH675P
B/C




Magnesium Met
66365

NH676M
B/C



Moon Rock Met
67840

NH677P
NH677P-4
3 Stage



Aspen White Pearl
67853/54

NH678M
B/C



Silver Pearl Met
68983

NH679M
B/C



Slate Green Met
68984

NH684P
B/C



Sparkle Gray Pearl
69221

NH685M
B/C



Celestial Silver Met
70861

NH686M
B/C



Lakeshore Silver Met
70860

NH689M
NH689M-4
B/C



Billet Silver Met
70065

NH691M
B/C



Silver Moss Met
69107

NH695M
B/C



Silver Frost Met
69260

NH700M
NH700M-4
B/C



Alabaster Silver Met
74091

NH701M
NH701M-4
B/C



Galaxy Gray Met
74092

NH704M
B/C



Super Platinum Met
74411

R510
Tinted C/C



New Formula Red
60033/49762

R513
R513-4
B/C



Rallye Red
61821

R519P
R519P-4
B/C



Redrock Pearl
64038

R522P
B/C



Redondo Red Pearl
64744

R525P
R525P-4
B/C



Tango Red Pearl
69994

R527M
B/C



Seashell Pink Met
74412

R81
B/C



Milano Red
46552

R94
B/C



San Marino Red
54543

YR538M
B/C



Desert Mist Met
64745

YR545M
B/C



Desert Rock Met
68985

YR550M
B/C



Sahara Sand Met
69108

Y65P
3 Stage



Rio Yellow Pearl
67849/50

YR528M
B/C





Shoreline Mist Met
60796

B/C-Basecoat/Clearcoat Color.

These colors are intended to be used only as a reference, and may not be exact representations of mixed or applied color.


2006 CAR COLORS

HONDA/ACURA (Cont'd.)

| | | | |
|---|--|--|--|
| <p>YR536P 3 Stage</p>  <p>Imola Orange Pearl 64335/36</p> | <p>YR552M B/C</p>  <p>Blaze Orange Met 69222</p> | <p>YR557P YR557P-4 B/C</p>  <p>Habanero Red Pearl 74315</p> | <p>YR560M B/C</p>  <p>Moonrise Met 73219</p> |
| <p>YR562P B/C</p>  <p>Bronze Gray Met 74316</p> | <p>YR563M B/C</p>  <p>Tangerine Mist Met 74317</p> | <p>YR564M B/C</p>  <p>Deep Burgundy Met 74199</p> | <p>YR565P B/C</p>  <p>Dark Mocha Pearl 74200</p> |

Bed Liner

BDL



Black
73903

Bumper / Fascia


CRL



Charcoal
67588

Rocker Panel

CRLM



Charcoal Met
67589

Underhood: Honda and Acura models use exterior base color with one coat clear

| Model Year Designation (10th character of VIN number) | |
|--|------|
| Code | Year |
| 6 | 2006 |
| 5 | 2005 |
| 4 | 2004 |
| 3 | 2003 |
| 2 | 2002 |
| 1 | 2001 |
| Y | 2000 |
| X | 1999 |
| W | 1998 |
| V | 1997 |
| T | 1996 |
| S | 1995 |

| Assembly Plant Codes (11th character of VIN number) | | | |
|--|--------------------|---------------------|--|
| Vehicle Color Code | | | |
| Plant Code | Plant | Suffix | Models |
| A | Marysville, Ohio | NONE | TL, Accord 2D/4D |
| B | Lincoln, Alabama | NONE | Odyssey |
| C | Sayama, Japan | NONE | RL, CRV, Accord Hybrid, TSX |
| G | El Salto, Mexico | CODE WITH "-15" (*) | Accord 4D |
| H | Alliston, Ontario | CODE WITH "-4" | Civic 2D/4D, MDX, Pilot, CX, Ridgeline |
| L | East Liberty, Ohio | NONE | Civic 4D, Element |
| S | Suzuka, Japan | NONE | Insight, S2000, NSX |
| U | Swindon, England | NONE | Civic Hybrid, RSX CRV, Civic 3D |

* El Salto, Mexico-Paint Identification Label may or may not include the "-15" suffix.

2006 CAR COLORS



2B
B/C



Ice Blue Met
74294

2M
B/C



Charcoal Gray Mica
74295

3E
B/C



Dark Sapphire Blue Mica
74296

3W
B/C



Sheer Yellow
74297

5R
B/C



Wine Red Mica
74298

5S
B/C



Platinum Silver Mica
74299

8N
B/C



Leaf Green Met
74300

9G
B/C



Sand Beige Met
74301

A1
B/C



Golden Beige Met
71021

A4
B/C



Autumn Brown Mica
71974

AH
B/C




Electric Red Pearl
67613

B7
B/C



Golden Beige Met
71021

BU
B/C



Alpine Frost Pearl
69647

BW
B/C



Platinum Green Met
69648

D2
B/C



Deepwater Blue Pearl
71975

D3
B/C




Aquamarine Mica
71976

E1
B/C




Steel Gray Met
71022

EB
B/C



Ebony Black
35010

F1
B/C



Ebony Black
35010

F9
B/C



Aubergine Met
74289

G2
B/C



Dandy Green Mica
71977

G6
B/C



Steel Gray Met
71022

G8
B/C



Light Green Met
74290

H1
B/C



Crystal Silver Met
71979

HL
B/C



Retro Red
60939

K1
B/C



Bright Silver Met
71025

KO
B/C



Champagne Met
63027

LS
B/C



Pewter Met
63029

M2
B/C



Mocha Frost Met
71332

M9
B/C



Sage Green Met
74291

N2
3 Stage




Powder White Pearl
71023/24

N8
B/C



Sunset Orange Met
74292

NW
B/C



Nordic White
44911

OL
B/C



Nautical Blue Met
69652

P1
B/C



Deepwater Blue Pearl
71975

R2
B/C



Dark Cinnamon Mica
71978

S7
B/C



Bright Silver Met
71025

SK
B/C



Silver Sage Met
67612

B/C-Basecoat/Clearcoat Color.

These colors are intended to be used only as a reference, and may not be exact representations of mixed or applied color.

2006 CAR COLORS



(Cont'd.)

T9
B/C




Venetian Blue Met
74293

TW
B/C



Sterling Silver Met
67611

U1
B/C



Aquamarine Mica
71976

U7
B/C



Steel Blue Met
71331

VA
B/C



Mesa Red Pearl
69654

VH
B/C



Orange Crush Met
69831

VX
B/C



Rally Red
64476

VZ
B/C



Spruce Green Mica
67678

W1
3 Stage



Powder White Pearl
71023/24

W2
B/C




Dark Cinnamon Mica
71978

WN
B/C



Moonlit Blue Mica
66840

XX
B/C



Tidal Wave Blue Pearl
67615

YK
B/C



Sahara Silver Met
65526

YY
B/C



Sunburst Yellow
64716

Z9
B/C



Crystal Silver Met
71979

Cladding

HC
B/C



Cool Gray Met
57715

PE
B/C



Light Silver Met
59564

XA
B/C



Mauve Gray Met
66845

ZW
B/C



Dark Gray Met
70431

Underhood: Hyundai models use light or dark gray primer or tint to approximate exterior base color with or without clearcoat.

DGU



Dark Gray
64519

LGU



Light Gray
64518

| Model Year Designation (10th character of VIN number) | |
|--|------|
| Code | Year |
| 6 | 2006 |
| 5 | 2005 |
| 4 | 2004 |
| 3 | 2003 |
| 2 | 2002 |
| 1 | 2001 |
| Y | 2000 |
| X | 1999 |
| W | 1998 |
| V | 1997 |
| T | 1996 |
| S | 1995 |

| Assembly Plant Codes (11th character of VIN number) | |
|--|----------------|
| Plant Code | Plant |
| A | Asan, Korea |
| H | Montgomery, AL |
| U | Ulsan, Korea |

B/C-Basecoat/Clearcoat Color.
These colors are intended to be used only as a reference, and may not be exact representations of mixed or applied color.

2006 CAR COLORS



(Cont'd.)

| Tu-Tone Combination Codes | | | |
|---------------------------|----------|-------------|-------------|
| Tu-Tone Code | Model | Upper Color | Lower Color |
| | Tucson | BU | ZW |
| | Tucson | EB | ZW |
| | Tucson | NW | ZW |
| | Tucson | OL | ZW |
| | Tucson | VA | ZW |
| | Tucson | YK | ZW |
| | Tucson | BW | ZW |
| ED | Santa Fe | EB | HC |
| K4 | Santa Fe | M2 | XA |
| M4 | Santa Fe | OL | HC |
| NU | Santa Fe | NW | PE |
| OL | Santa Fe | OL | HC |
| RZ | Santa Fe | LS | HC |
| TX | Santa Fe | EB | HC |
| W5 | Santa Fe | U7 | XA |
| WI | Santa Fe | NW | PE |

ISUZU

935
B/C



Starry Black Mica

72569

936
B/C



Sterling Silver Met

72568

937
B/C



Crystal Blue Met

72570

WA152D
16U
B/C



Isuzu White

56205

WA204M
49U
B/C



Currant Red Met

67827

WA215M
38U
B/C



Tamarack Green Met

67754

WA253A
86U



Wheatland Yellow

54874

WA349D
23U
B/C



Isuzu Blue

56206

WA5456
43U
B/C



Yellow

50398

WA703J
22U
B/C



Adriatic Blue Met

64615

WA7156
46U



Woodland Green

30530

WA7475
72U
B/C



Standard Red

32097

WA802K
85U
B/C



Copper Orange Met

63551

WA805K
62U
B/C



Graphite Gray Met

64590

WA8265
61U



Doeskin Tan

34070


WA8555
41U
B/C



Onyx Black

33756

WA8624
50U
B/C



Arctic White

34851

WA9088
94U
B/C



Red Rock Met

42481

WA9260
74U
B/C



Radiant Red

39339

WA926L
59U
B/C



Platinum Silver Met

66693

WA928L
46U
B/C



Teal Gray Met

65724

WA929L
15U
B/C



Cashmere Met

66692

WA9417
88U
B/C



Tangier Orange

43349

WA994L
67U
B/C



Mineral Silver Met

66691

B/C-Basecoat/Clearcoat Color

These colors are intended to be used only as a reference, and may not be exact representations of mixed or applied color.

2006 CAR COLORS

ISUZU (Cont'd.)

Bumper/Fascia/Cladding

(For Colors not shown in this section refer to EXTERIOR section)

WA501F



Dark Smoke Gray
61291

WA528F
B/C



Bronzemist Met
57068

WA6272



Light Argent
54985

WA8798
B/C



Gray Met
35367

Lower Tu-Tone

WA528F
76L
B/C



Bronzemist Met
57068

WA8798
90L
B/C



Gray Met
35367

Molding/Rocker Molding

(For Colors not shown in this section refer to EXTERIOR section)

WA501F



Dark Smoke Gray
61291

WA528F
B/C



Bronzemist Met
57068

WA8798
B/C



Gray Met
35367

Wheel Flares

(For Colors not shown in this section refer to EXTERIOR section)

WA501F



Dark Smoke Gray
61291

WA528F
B/C




Bronzemist Met
57068

WA6272



Light Argent
54985

WA8798
B/C



Gray Met
35367

Grille

WA154D



Isuzu Black
59197

WA501F



Dark Smoke Gray
61291

Running Board / Step Pad

WA207D



Dark Charcoal
62346

WA501F



Dark Smoke Gray
61291

WA6272



Light Argent
54985

Wheel

WA6277



Gray
52848

WA8945



Gray Met
36523

WA951K
B/C



Light Gray Met
70851

WA9967
B/C



Sparkle Silver Met
46455

B/C-Basecoat/Clearcoat Color

These colors are intended to be used only as a reference, and may not be exact representations of mixed or applied color.

2006 CAR COLORS

ISUZU (Cont'd.)

Miscellaneous

WA848



Black
40 degree gloss
33415

WA848



Black
50 degree gloss
35322

WA848



Black
60 degree gloss
52845

WA848



Black
Full gloss
55952

WA848



Black
20 degree gloss
60977

WA848



Black
30 degree gloss
47861

Underhood

(For Colors in this section refer to EXTERIOR section)

Interior

WA104D




Opal Gray
52506

WA109D



Med Pewter
53953

WA110D



Med Dark Pewter
53955

WA167A



Ebony
50541

WA173D



Med Dark Gray
54083

WA642H



Very Dark Pewter
61482

WA830K



Light Cashmere
67506

WA912K



Titanium Met
67561

WA9780



Dark Gray
46363

WA9781



Light Gray
46228

Model Year Designation (10th character of VIN number)

| Code | Year |
|------|------|
| 6 | 2006 |
| 5 | 2005 |
| 4 | 2004 |
| 3 | 2003 |
| 2 | 2002 |
| 1 | 2001 |
| Y | 2000 |
| X | 1999 |
| W | 1998 |
| V | 1997 |
| T | 1996 |
| S | 1995 |

Assembly Plant Codes (11th character of VIN number)

| Plant Code | Plant |
|------------|-----------------------|
| C | Sayama, Japan |
| 2 | Moraine |
| 4 | Lafayette, IN USA |
| 6 | Oklahoma City, OK USA |
| 7 | Fuji Sawa, Japan |
| 8 | Shreveport, LA USA |

2006 CAR COLORS

ISUZU

| Isuzu Color Compatibility Plan | | | | | | |
|---|-------------------|---|--|--------------------------------|-------------------------|--|
| EXTERIOR BODY COLOR | MODEL | ACCENT Bumper/Fascia/Cladding Lower Tu-Tone Molding/Rocker Molding Wheel Flares | ACCESSORY Grille Running Board/Step Pad Miscellaneous | WHEEL | UNDERHOOD | INTERIOR |
| WA152D / 16U Isuzu White | Medium Duty Truck | Gray / WA6272 | Black / WA154D Gray / WA6272 Black / WA848 * | Gray / WA6277 | | Gray / WA173D |
| WA204M / 49U Currant Red Metallic | Ascender | Red / WA204M Brown / WA528F | Red / WA204M Black / WA207D Black / WA848 * | Gray / WA8945 Gray / WA951K | Use Exterior Base Color | Gray / WA104D Black / WA167A Tan / WA830K |
| WA215M / 38U Tamarack Green Metallic | Ascender | Green / WA215M Brown / WA528F | Green / WA215M Black / WA207D Black / WA848 * | Gray / WA8945 Gray / WA951K | Use Exterior Base Color | Gray / WA104D Black / WA167A Tan / WA830K |
| WA349D / 23U Isuzu Blue | Medium Duty Truck | Gray / WA6272 | Black / WA154D Gray / WA6272 Black / WA848 * | Gray / WA6277 | | Gray / WA173D |
| WA5456 / 43U Yellow | I-280 | Gray / WA501F | Gray / WA501F | Silver / WA9967 | Use Exterior Base Color | Gray / WA104D Gray / WA109D Gray / WA110D Black / WA167A Black / WA642H Tan / WA830K Gray / WA912K |
| | I-350 | Yellow / WA5456 Gray / WA501F | Gray / WA501F | Silver / WA9967 | Use Exterior Base Color | Gray / WA104D Gray / WA109D Gray / WA110D Black / WA167A Black / WA642H Tan / WA830K Gray / WA912K |
| WA703J / 22U Adriatic Blue Metallic | Ascender | Blue / WA703J Gray / WA8798 | Blue / WA703J Black / WA207D Black / WA848 * | Gray / WA8945 Gray / WA951K | Use Exterior Base Color | Gray / WA104D Black / WA167A Gray / WA9780 Gray / WA9781 |
| | I-280 | Gray / WA501F | Gray / WA501F | Silver / WA9967 | Use Exterior Base Color | Gray / WA104D Gray / WA109D Gray / WA110D Black / WA167A Black / WA642H Tan / WA830K Gray / WA912K |
| | I-350 | Blue / WA703J Gray / WA501F | Gray / WA501F | Silver / WA9967 | Use Exterior Base Color | Gray / WA104D Gray / WA109D Gray / WA110D Black / WA167A Black / WA642H Tan / WA830K Gray / WA912K |
| WA7156 / 46U Woodland Green | Medium Duty Truck | Gray / WA6272 | Black / WA154D Gray / WA6272 Black / WA848 * | Gray / WA6277 | | Gray / WA173D |
| WA7475 / 72U Standard Red | Medium Duty Truck | Gray / WA6272 | Black / WA154D Gray / WA6272 Black / WA848 | Gray / WA6277 | | Gray / WA173D |
| WA802K / 85U Copper Orange Metallic | I-280 | Gray / WA501F | Gray / WA501F | Silver / WA9967 | Use Exterior Base Color | Gray / WA104D Gray / WA109D Gray / WA110D Black / WA167A Black / WA642H Tan / WA830K Gray / WA912K |
| | I-350 | Orange / WA802K Gray / WA501F | Gray / WA501F | Silver / WA9967 | Use Exterior Base Color | Gray / WA104D Gray / WA109D Gray / WA110D Black / WA167A Black / WA642H Tan / WA830K Gray / WA912K |

2006 CAR COLORS

ISUZU

Isuzu Color Compatibility Plan (Cont'd.)

| EXTERIOR BODY COLOR | MODEL | ACCENT Bumper/Fascia/Cladding Lower Tu-Tone Molding/Rocker Molding Wheel Flares | ACCESSORY Grille Running Board/Step Pad Miscellaneous | WHEEL | UNDERHOOD | INTERIOR |
|--|-------------------|---|--|--------------------------------|-------------------------|--|
| WA805K / 62U Graphite Gray Metallic | Ascender | Gray / WA805K Gray / WA8798 | Gray / WA805K Black / WA207D Black / WA848 * | Gray / WA8945 Gray / WA951K | Use Exterior Base Color | Gray / WA104D Black / WA167A Gray / WA9780 Gray / WA9781 |
| WA8265 / 61U Doeskin Tan | Medium Duty Truck | Gray / WA6272 | Black / WA154D Gray / WA6272 Black / WA848 | Gray / WA6277 | | Gray / WA173D |
| WA8555 / 41U Onyx Black | Ascender | Black / WA8555 Gray / WA8798 | Black / WA8555 Black / WA207D Black / WA848 * | Gray / WA8945 Gray / WA951K | Use Exterior Base Color | Gray / WA104D Black / WA167A Gray / WA9780 Gray / WA9781 |
| | I-280 | Gray / WA501F | Gray / WA501F | Silver / WA9967 | Use Exterior Base Color | Gray / WA104D Gray / WA109D Gray / WA110D Black / WA167A Black / WA642H Tan / WA830K Gray / WA912K |
| | I-350 | Black / WA8555 Gray / WA501F | Gray / WA501F | Silver / WA9967 | Use Exterior Base Color | Gray / WA104D Gray / WA109D Gray / WA110D Black / WA167A Black / WA642H Tan / WA830K Gray / WA912K |
| WA8624 / 50U Arctic White | Ascender | White / WA8624 Gray / WA8798 | White / WA8624 Black / WA207D Black / WA848 * | Gray / WA8945 Gray / WA951K | Use Exterior Base Color | Gray / WA104D Black / WA167A Gray / WA9780 Gray / WA9781 |
| | I-280 | Gray / WA501F | Gray / WA501F | Silver / WA9967 | Use Exterior Base Color | Gray / WA104D Gray / WA109D Gray / WA110D Black / WA167A Black / WA642H Tan / WA830K Gray / WA912K |
| | I-350 | White / WA8624 Gray / WA501F | Gray / WA501F | Silver / WA9967 | Use Exterior Base Color | Gray / WA104D Gray / WA109D Gray / WA110D Black / WA167A Black / WA642H Tan / WA830K Gray / WA912K |
| WA9088 / 94U Red Rock Metallic | I-280 | Gray / WA501F | Gray / WA501F | Silver / WA9967 | Use Exterior Base Color | Gray / WA104D Gray / WA109D Gray / WA110D Black / WA167A Black / WA642H Tan / WA830K Gray / WA912K |
| | I-350 | Red / WA9088 Gray / WA501F | Gray / WA501F | Silver / WA9967 | Use Exterior Base Color | Gray / WA104D Gray / WA109D Gray / WA110D Black / WA167A Black / WA642H Tan / WA830K Gray / WA912K |
| WA9260 / 74U Radiant Red | I-280 | Gray / WA501F | Gray / WA501F | Silver / WA9967 | Use Exterior Base Color | Gray / WA104D Gray / WA109D Gray / WA110D Black / WA167A Black / WA642H Tan / WA830K Gray / WA912K |

2006 CAR COLORS

ISUZU

| Isuzu Color Compatibility Plan (Cont'd.) | | | | | | |
|--|----------|---|--|--------------------------------|-------------------------|--|
| EXTERIOR BODY COLOR | MODEL | ACCENT Bumper/Fascia/Cladding Lower Tu-Tone Molding/Rocker Molding Wheel Flares | ACCESSORY Grille Running Board/Step Pad Miscellaneous | WHEEL | UNDERHOOD | INTERIOR |
| WA9260 / 74U Radiant Red (Cont'd.) | I-350 | Red / WA9260 Gray / WA501F | Gray / WA501F | Silver / WA9967 | Use Exterior Base Color | Gray / WA104D Gray / WA109D Gray / WA110D Black / WA167A Black / WA642H Tan / WA830K Gray / WA912K |
| WA926L / 59U Platinum Silver Metallic | I-280 | Gray / WA501F | Gray / WA501F | Silver / WA9967 | Use Exterior Base Color | Gray / WA104D Gray / WA109D Gray / WA110D Black / WA167A Black / WA642H Tan / WA830K Gray / WA912K |
| | I-350 | Silver / WA926L Gray / WA501F | Gray / WA501F | Silver / WA9967 | Use Exterior Base Color | Gray / WA104D Gray / WA109D Gray / WA110D Black / WA167A Black / WA642H Tan / WA830K Gray / WA912K |
| WA928L / 46U Teal Gray Metallic | I-280 | Gray / WA501F | Gray / WA501F | Silver / WA9967 | Use Exterior Base Color | Gray / WA104D Gray / WA109D Gray / WA110D Black / WA167A Black / WA642H Tan / WA830K Gray / WA912K |
| | I-350 | Gray / WA928L Gray / WA501F | Gray / WA501F | Silver / WA9967 | Use Exterior Base Color | Gray / WA104D Gray / WA109D Gray / WA110D Black / WA167A Black / WA642H Tan / WA830K Gray / WA912K |
| WA929L / 15U Natural Suede Metallic | Ascender | Tan / WA929L Brown / WA528F | Tan / WA929L Black / WA207D Black / WA848 * | Gray / WA8945 Gray / WA951K | Use Exterior Base Color | Gray / WA104D Black / WA167A Tan / WA830K |
| WA994L / 67U Mineral Silver Metallic | Ascender | Silver / WA994L Gray / WA8798 | Silver / WA994L Black / WA207D Black / WA848 * | Gray / WA8945 Gray / WA951K | Use Exterior Base Color | Gray / WA104D Black / WA167A Gray / WA9780 Gray / WA9781 Gray / WA912K |
| | | * To determine the gloss level of WA848 Black, refer to Miscellaneous section. | | | | |

2006 CAR COLORS



CHA
1964
B/C



Salsa
67710

CHB
1975
B/C



Radiance Mica
67711

GDM
2002
B/C



Winter Gold Met
73241

HGD
1753
B/C



British Racing Green
57347

HGZ
1957
B/C



Jaguar Racing Green Met
65292

JHV
1927
B/C



Zircon Met
64478

JJF
1947A
B/C



Ultraviolet Mica
67712

JJX
2003
B/C



Indigo Met
73242

LHK
1926
B/C



Quartz Met
64477

LHL
1943
B/C



Slate Mica
64479

MDV
1860
B/C




Seafrost Met
58560

MDZ
1916
B/C




Platinum Met
59560

NEG
1942
B/C



White Onyx
63035

NEL
2023
B/C



Porcelain White
74303

PEC
1807
B/C



Ebony
65293

PEF
1959
B/C



Midnight Met
65294

PEH
2045
B/C



Black Cherry Met
75653

Underhood

JUC07



Dark Green
54037

JUC10




Pale Gray
59127

JUC15



Dark Gray Blue
54042

JUC20



Black
54046

JUC32



Light Blue
59130

JUC33



Light Gray Green
60546

JUC51



Yellow Green
65579

JUC56



Gray Green
64481

JUC61



Red
67800

JUC62




Burgundy
67801

JUC63



Med Blue
67802

JUC82



White
67803

Jaguar Exterior / Underhood Compatibility

| Exterior Code | Underhood Code |
|---------------|----------------|
| CHA / 1964 | JUC61 |
| CHB / 1975 | JUC62 |
| HGD / 1753 | JUC07 |
| HGZ / 1957 | JUC51 |
| JHV / 1927 | JUC32 |
| JJF / 1947A | JUC63 |
| LHK / 1926 | JUC56 |
| LHL / 1943 | JUC15 |
| MDV / 1860 | JUC33 |
| MDZ / 1916 | JUC10 |
| NEG / 1942 | JUC82 |
| PEC / 1807 | JUC20 |
| PEF / 1959 | JUC20 |






























2006 CAR COLORS



| Model Year Designation (10th character of VIN number) | |
|--|------|
| Code | Year |
| 6 | 2006 |
| 5 | 2005 |
| 4 | 2004 |
| 3 | 2003 |
| 2 | 2002 |
| 1 | 2001 |
| Y | 2000 |
| X | 1999 |
| W | 1998 |
| V | 1997 |
| T | 1996 |
| S | 1995 |

| Assembly Plant Codes (11th character of VIN number) | |
|--|--------------------------|
| Plant Code | Plant |
| 2,3,T or S | Browns Lane, England |
| I or H | Castle Bromwich, England |
| X or W | Halewood, England |

KIA

| | | | | | | | | | | |
|------------------|------------------|---|---|---|---|---|---|---|---|---------------------------------|
| | 1C B/C |  | 1L B/C |  | 1S B/C |  | 3N B/C |  | | |
| | | Imperial Blue Met 65290 | | Royal Jade Green Pearl 71898 | | Spark Blue Met 70968 | | Ivy Green Met 65223 | | |
| 3P B/C | 4C B/C |  |  | 4Y B/C |  | 5C B/C |  | 6C B/C |  | |
| | | Volcanic Red Met 71900 | | Cobalt Blue Met 67685 | | Sand Beige Met 67931 | | Olive Green Met 51494 | | Clear Silver Met 68144 |
| 6D B/C | 6K B/C |  |  | 7P B/C |  | 7V B/C |  | 8V B/C |  | |
| | | Smokey Brown Met 71901 | | Deep Ocean Blue Met 74254 | | Claret Red Met 74398 | | Olive Gray Met 73513 | | Midnight Gray Met 75683 |
| 9B B/C | 9L B/C |  |  | 9P B/C |  | C5 B/C |  | D8 B/C |  | |
| | | Midnight Black Met 63787 | | Natural Olive Met 71897 | | Black Cherry Met 71902 | | Diamond Silver Met 62499 | | Cream Gold Met 67686 |
| EB B/C | G7 B/C |  |  | J1 B/C |  | J4 B/C |  | J6 B/C |  | |
| | | Ebony Black 58554 | | Alpine Gray Met 65226 | | Polar Blue Met 73511 | | Cashmere Beige Met 73512 | | Light Almond Beige Met 74255 |
| J9 B/C | K2 B/C |  |  | K5 B/C |  | K6 B/C |  | K9 B/C |  | |
| | | Sunset Gold Met 74399 | | Indigo Blue Met 67706 | | Velvet Blue Met 74396 | | Smart Blue Met 71899 | | Glacier Blue Met 74397 |

2006 CAR COLORS

KIA (Cont'd.)

L1
B/C



Ice Blue Met
54477

N7
B/C



Carbon Gray Met
67688

O6
B/C



Sunset Orange Met
73516

O8
B/C



Tropical Red Met
73515

P6
B/C



Charming Ruby Red Met
75682

R1
B/C



Radiant Red Met
68142

R8
B/C



Dark Rose Red Met
67687

S4
B/C



Steel Silver Met
71894

S5
B/C



Dark Bronze Met
68143

S6
B/C



Satin Silver Met
71895

T5
B/C



Sapphire Blue Met
73514

U3
3 Stage



New White Pearl
65227/28

U4
3 Stage



Pearl White
74163/64

UD
B/C



Clear White
56641

VR



Classic Red
56646

Y3
B/C



Champagne Met
71896

Underhood: Kia models use exterior base color with or without clearcoat.

KIA COLOR COMPATIBILITY

| EXTERIOR BODY COLOR | MODEL NAME | TU-TONE CODE | CLADDING | BUMPER/FASCIA |
|-----------------------------|------------|--------------|-----------------------|---------------|
| 1L / Royal Jade Green Pearl | Sportage | | Gray / 9T | Gray / 9T |
| 3N / Ivy Green Metallic | Sorento | VH VN | Tan / 8Y Gray / V9 | |
| 3P / Volcanic Red Metallic | Sportage | | Gray / 9T | Gray / 9T |
| 4Y / Sand Beige Metallic | Sorento | QQ | Tan / 8Y | |
| 6C / Clear Silver Metallic | Sorento | YL | Gray / V9 | |
| 6D / Smokey Brown Metallic | Sportage | | Gray / 9T | Gray / 9T |
| 9L / Natural Olive Metallic | Sportage | | Gray / 9T | Gray / 9T |
| 9P / Black Cherry Metallic | Sportage | | Gray / 9T | Gray / 9T |
| EB / Ebony Black | Amanti | | Gray / 6W | |
| | Sorento | ZQ YC | Tan / 8Y Gray / V9 | |
| G7 / Alpine Gray Metallic | Sorento | VQ | Gray / V9 | |
| K2 / Indigo Blue Metallic | Sorento | UZ UY | Tan / 8Y Gray / V9 | |
| K6 / Smart Blue Metallic | Sportage | | Gray / 9T | Gray / 9T |
| L1 / Ice Blue Metallic | Sorento | MI | Gray / V9 | |
| R1 / Radiant Red Metallic | Sorento | 5X 3X | Tan / 8Y Gray / V9 | |
| S4 / Steel Silver Metallic | Sportage | | Gray / 9T | Gray / 9T |
| S6 / Satin Silver Metallic | Sportage | | Gray / 9T | Gray / 9T |
| UD / Clear White | Sorento | YF YD | Tan / 8Y Gray / V9 | |
| | Sportage | | Gray / 9T | Gray / 9T |
| Y3 / Champagne Metallic | Sportage | | Gray / 9T | Gray / 9T |

2006 CAR COLORS

**KIA
(Cont'd.)**

**Bumper/Fasia/
Cladding**

6W



Warm Gray Met
67932

8Y
B/C



Stone Beige Met
62504

9T
B/C



Dark Gray Met
74406

Y9
B/C



Pewter Gray Met
62498

**Model Year Designation
(10th character of VIN number)**

| Code | Year |
|------|------|
| 6 | 2006 |
| 5 | 2005 |
| 4 | 2004 |
| 3 | 2003 |
| 2 | 2002 |
| 1 | 2001 |
| Y | 2000 |
| X | 1999 |
| W | 1998 |
| V | 1997 |
| T | 1996 |
| S | 1995 |

**Assembly Plant Codes
(11th character of VIN number)**

| Plant Code | Plant |
|------------|---------|
| 5 | Hwasung |
| 6 | Sohari |
| 7 | Kwangju |



CBK
889
B/C



Rimini Red
67922

CDX
696
B/C



Alveston Red Met
60902

EYS
811
B/C



Vesuvius Orange Met
67980

GAN
846
B/C



Maya Gold Met
65806

HFU
799
B/C



Keswick Green
71810

HFY
904
B/C




Tonga Green Met
67923

HZB
734
B/C



Giverny Green Met
65563

JEU
849
B/C



Cairns Blue Met
67924

JGJ
796
B/C



Buckingham Blue
69202

JGL
913
B/C



Biscay Blue Met
74302

LAL
659
B/C



Bonatti Gray Met
63120

MBH
962
B/C




Arctic Frost Met
68218

MVC
737
B/C



Zambezi Silver Met
64484

NAL
603
B/C




Chawton White
57291

NAU
916
B/C



Atacama Sand Met
74160

NCL
909
B/C



Alaska White
74303

PNF
697
B/C



Java Black Mica
59147

Underhood

764



Zambezi Silver
66863

768




Giverny Green
66867

769



Alveston Red
66868

770



Chawton White
66869









B/C-Basecoat/Clearcoat Color.

These colors are intended to be used only as a reference, and may not be exact representations of mixed or applied color.

2006 CAR COLORS



Underhood (Cont'd.)

| | | | | |
|---|---|--|--|--|
| <p>803</p>  <p>Maya Gold 73237</p> | <p>805</p>  <p>Rimini Red 73231</p> | <p>773</p>  <p>Bonatti Gray 66871</p> | <p>775</p>  <p>Java Black 66873</p> | <p>781</p>  <p>Tangier Orange 75705</p> |
| <p>806</p>  <p>Cairns Blue 73232</p> | <p>807</p>  <p>Tonga Green 73233</p> | <p>808</p>  <p>Arctic Frost 73234</p> | | |










| Land Rover Exterior / Underhood Compatibility | |
|---|----------------|
| Exterior Code | Underhood Code |
| CBK / 889 | 805 |
| CDX / 696 | 769 |
| EYS / 811 | 781 |
| GAN / 846 | 803 |
| HFY / 904 | 807 |
| HZB / 734 | 768 |
| JEU / 849 | 806 |

| Land Rover Exterior / Underhood Compatibility | |
|---|----------------|
| Exterior Code | Underhood Code |
| JGJ / 796 | 775 |
| LAL / 659 | 773 |
| MBH / 962 | 808 |
| MVC / 737 | 764 |
| NAL / 603 | 770 |
| PNF / 697 | 775 |

| Model Year Designation (10th character of VIN number) | |
|--|------|
| Code | Year |
| 6 | 2006 |
| 5 | 2005 |
| 4 | 2004 |
| 3 | 2003 |
| 2 | 2002 |
| 1 | 2001 |
| Y | 2000 |
| X | 1999 |
| W | 1998 |
| V | 1997 |
| T | 1996 |
| S | 1995 |

| Assembly Plant Codes (11th character of VIN number) | |
|--|-------------------|
| Plant Code | Plant |
| A | Solihull, England |

MAYBACH

| | | | | | | | | |
|--|---|---|---|---|---|--|--|---|
| <p>697 1-697 B/C</p>  <p>Rocky Mountain Light Brown Met 67791</p> | <p>367 5-367 B/C</p>  <p>Cote D'Azur Blue Middle Met 67787</p> | <p>725 7-725 B/C</p>  <p>Himalayas Gray Dark Met 66496</p> | <p>385 5-385 B/C</p>  <p>Cote D'Azur Blue Bright Met 67788</p> | <p>756 7-756 B/C</p>  <p>Himalayas Gray Middle Met 66544</p> | <p>491 8-491 B/C</p>  <p>Rocky Mountain Dark Brown Met 67789</p> | <p>766 9-766 B/C</p>  <p>Nayarit Silver Met 71558</p> | <p>588 3-588 B/C</p>  <p>Ayers Rock Red Met 67790</p> | <p>770 7-770 B/C</p>  <p>Himalayas Gray Bright Met 67792</p> |
|--|---|---|---|---|---|--|--|---|

B/C-Basecoat/Clearcoat Color
These colors are intended to be used only as a reference, and may not be exact representations of mixed or applied color.

2006 CAR COLORS

MAYBACH (Cont'd.)


773
7-773
B/C



Tierra Del Fuego
Bright Met

66586

780
9-780
B/C



Alaska White

71411

781
7-781
B/C



Tierra Del Fuego
Middle Met

66585


808
6-808
B/C



Ireland Dark Green
Met

67793

886
6-886
B/C



Ireland Med Green
Met

67794

947
5-947
B/C



Cote D'Azur Blue Dark
Met

67795

972
9-972
B/C



Caspian Black Met

67796

975
9-975
B/C




Caspian Black Pearl

67558

**Underhood: Maybach models
may use specific color keyed
primer or exterior base color
only.**

107
1-107



Alabasterweiss

70170

245
7-245



Anthrazit

71419

746
7-746



Silbergrau

70146

Model Year Designation (10th character of VIN number)

| Code | Year |
|------|------|
| 6 | 2006 |
| 5 | 2005 |
| 4 | 2004 |
| 3 | 2003 |

Assembly Plant Codes (11th character of VIN number)

| Plant Code | Plant |
|------------|-----------------------|
| A | Sindelfingen, Germany |



16W
B/C



Black Mica

56106

22R
B/C



Platinum Silver Met

62302

22V
B/C



Sunlight Silver Met

62301

24E
B/C



Sparkling Silver Met

64144

25D
3 Stage



Whitewater Pearl

64256/57

25E
B/C



Strato Blue Mica

64732

26A
TL
B/C



Satin Silver Met

63454

27A
3 Stage



Velocity Red Mica

62766/67

27B
B/C



Winning Blue Met

66438

27C
B/C



Nordic Green Mica

66439

28B
B/C



Carbon Gray Mica

70982

28N
B/C



Gloaming Silver Met

67617

28W
B/C



Black Cherry Mica

67622

29Y
B/C



Titanium Gray II Met

67268

B/C-Basecoat/Clearcoat Color

These colors are intended to be used only as a reference, and may not be exact representations of mixed or applied color.

2006 CAR COLORS



MAZDA (Cont'd.)

30P
B/C



Cardinal Red Mica
68221

30S
B/C



Liquid Platinum Met
68086

32B
B/C



Stellar Silver Met
70983

32C
B/C



Phantom Blue Mica
70984

32H
B/C



Mocha Mica
73221

32J
B/C



Iris Blue Mica
73222

32S
B/C



Galaxy Gray Mica
70985

32V
B/C



Copper Red Mica
73223

33V
B/C



Breeze Met
73808

33Y
B/C



Icy Blue Met
72904

34E
B/C



Bronze Met
72905

34F
B/C



Cosmic Black Mica
72906

34J
B/C



Aurora Blue Mica
74410

34K
3 Stage



Crystal White Pearl
74408/09

A3F
B/C




Brilliant Black
31029

A4A
B/C



True Red
70986

A4D
B/C



Rally White
64735

A5M
B/C



Marble White
70987

AQ
37G
B/C



Sandstorm Met
58299

C2
28D
B/C



Pebble Ash Met
64095

CX
26B
28G
B/C



Dark Shadow Gray Met
63399

D3
A4S
B/C



Volcanic Red
61261

D6
B/C




Screaming Yellow
65423

G2
25W
B/C



Redfire Met
64089

GW
28E
31K
B/C



Blazing Copper Met
66460

HH
32M
B/C



Dark Cherry Met
71344

HP
A2N
B/C



Hi Performance White
68862

KR
28F
B/C



Squall Blue Pearl
67950

LZ
32N
B/C



Bright Island Blue Met
60587

SN
25V
B/C



Sonic Blue Pearl
64641

T6
33D
B/C



Stormfront Gray Met
68856

T7
B/C




Charcoal Beige Met
68860

T8
32P
B/C



Tungsten Gray Met
69218

UA
14K
A2X
B/C



Mystic Black
38743

UB
NN
B/C




Black Onyx
48951

YN
21H
B/C



Silver Met
43638

YZ
14L
UB
A5H
B/C



Oxford White
44093

B/C-Basecoat/Clearcoat Color.

These colors are intended to be used only as a reference, and may not be exact representations of mixed or applied color.

2006 CAR COLORS



MAZDA (Cont'd.)

Bumper/Fascia/Cladding

(For Colors not shown in this section refer to EXTERIOR section)

ZJWA



Storm Gray
62397

Molding

ZJWA



Storm Gray
62397

Rocker Panel

(For Colors not shown in this section refer to EXTERIOR section)

ZJWA



Storm Gray
62397

Wheel Flares

M7090G



Dark Shadow Gray Met
64843

ZJWA



Storm Gray
62397

Grille

M6388G



Black
40131

Step Bar / Pad

M6388G



Black
40131

Miscellaneous

M6388G



Black
40131

Wheel

M6389A
B/C



Sparkle Silver Met
46574

UARC
B/C



Lightning Silver Met
64272

ZJJC



Silver Met
49680

ZJQC
B/C



Silver Met
62390

Interior

2N4A



Med Dark Flint
64276

2N5A



Dark Flint
64277

2NBA



Light Flint
64278

3P2C
B/C



Ghin Rime Met
74446

3TCA



Pebble 3
65283

BJAA



Light Parchment
57625

JA6A



Black
32963

ZHEA

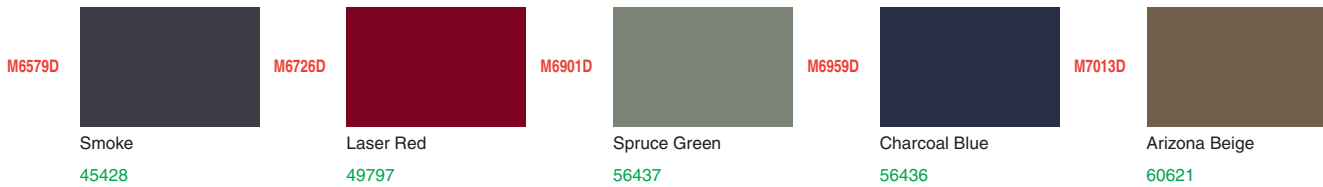
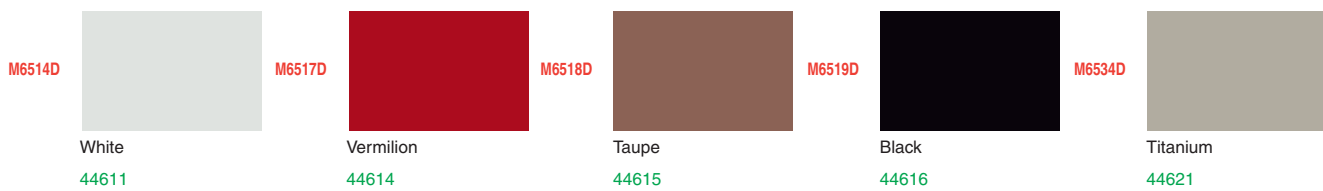




Ebony
42878

2006 CAR COLORS



Underhood: Mazda models may use specific color keyed primer or exterior base color only.



| Model Year Designation (10th character of VIN number) | |
|--|------|
| Code | Year |
| 6 | 2006 |
| 5 | 2005 |
| 4 | 2004 |
| 3 | 2003 |
| 2 | 2002 |
| 1 | 2001 |
| Y | 2000 |
| X | 1999 |
| W | 1998 |
| V | 1997 |
| T | 1996 |
| S | 1995 |

| Assembly Plant Codes (11th character of VIN number) | |
|--|----------------------|
| Plant Code | Plant |
| 0 | Hiroshima, Japan |
| 1 | Hofu, Japan |
| 5 | Flat Rock, Michigan |
| K | Kansas City |
| P | Twin Cities |
| U | Louisville, Kentucky |

B/C-Basecoat/Clearcoat Color
These colors are intended to be used only as a reference, and may not be exact representations of mixed or applied color.

MAZDA

Mazda Color Compatibility Plan

| Exterior Body Color | Model | Bumper/Fascia/Cladding Molding Rocker Panel Wheel Flares | Grille Step Pad Miscellaneous | Wheel | Underhood | Interior |
|---|----------------|---|-------------------------------------|---|-----------------------------------|---|
| AQ Sandstorm Metallic | B-Series Truck | Tan / AQ Gray / M7090G | Tan / AQ Black / M6388G | Silver / UARC Silver / ZJJC Silver / ZJQC | Tan / M7013D Brown / M6518D | Gray / 2N4A Black / JA6A Black / ZHEA |
| C2 / 28D Pebble Ash Metallic | Mazda6 | | | | White / M6514D | |
| | Tribute | Gold / C2 Gray / ZJWA | Gold / C2 Black / M6388G | Silver / M6389A | Green / M6901D Brown / M6518D | Gray / 2N5A Gray / 2NBA Silver / 3P2C Tan / 3TCA Tan / BJAA Black / JA6A Black / ZHEA |
| CX / 26B / 28G Dark Shadow Gray Metallic | B-Series Truck | Gray / CX Gray / M7090G | Gray / CX Black / M6388G | Silver / UARC Silver / ZJJC Silver / ZJQC | Gray / M6579D | Gray / 2N4A Black / JA6A Black / ZHEA |
| | Tribute | Gray / CX Gray / ZJWA | Gray / CX Black / M6388G | Silver / M6389A | Gray / M6579D Brown / M6518D | Gray / 2N5A Gray / 2NBA Silver / 3P2C Tan / 3TCA Tan / BJAA Black / JA6A Black / ZHEA |
| D3 / A4S Volcanic Red | B-Series Truck | Red / D3 Gray / M7090G | Red / D3 Black / M6388G | Silver / UARC Silver / ZJJC Silver / ZJQC | Red / M6517D Brown / M6518D | Gray / 2N4A Black / JA6A Black / ZHEA |
| | Mazda6 | | | | Brown / M6518D | |
| D6 Screaming Yellow | B-Series Truck | Yellow / D6 Gray / M7090G | Yellow / D6 Black / M6388G | Silver / UARC Silver / ZJJC Silver / ZJQC | Yellow / M7121D White / M6514D | Gray / 2N4A Black / JA6A Black / ZHEA |
| G2 / 25W Redfire Metallic | B-Series Truck | Red / G2 Gray / M7090G | Red / G2 Black / M6388G | Silver / UARC Silver / ZJJC Silver / ZJQC | Red / M6726D Brown / M6518D | Gray / 2N4A Black / JA6A Black / ZHEA |
| | Mazda6 | | | | Brown / M6518D | |
| | Tribute | Gray / CX Gray / ZJWA | Red / G2 Black / M6388G | Silver / M6389A | Red / M6726D Brown / M6518D | Gray / 2N5A Gray / 2NBA Silver / 3P2C Tan / 3TCA Tan / BJAA Black / JA6A Black / ZHEA |
| GW / 28E / 31K Blazing Copper Metallic | Tribute | Gray / CX Gray / ZJWA | Orange / GW Black / M6388G | Silver / M6389A | Orange / M7119D Brown / M6518D | Gray / 2N5A Gray / 2NBA Silver / 3P2C Tan / 3TCA Tan / BJAA Black / JA6A Black / ZHEA |
| HH / 32M Dark Cherry Metallic | Mazda6 | | | | Black / M6519D | |
| HP / A2N High Performance White | Mazda6 | | | | White / M6514D | |
| KR / 28F Squall Blue Pearl | Mazda6 | | | | Black / M6519D | |
| LZ / 32N Bright Island Blue Metallic | Mazda6 | | | | Black / M6519D | |
| SN / 25V Sonic Blue Pearl | B-Series Truck | Blue / SN Gray / M7090G | Blue / SN Black / M6388G | Silver / UARC Silver / ZJJC Silver / ZJQC | Blue / M7058D Gray / M6579D | Gray / 2N4A Black / JA6A Black / ZHEA |
| | Mazda6 | | | | Black / M6519D | |
| (Cont'd.) | | | | | | |

2006 CAR COLORS







































Mazda Color Compatibility Plan (Cont'd.)

| Exterior Body Color | Model | Bumper/Fascia/Cladding Molding Rocker Panel Wheel Fiares | Grille Step Pad Miscellaneous | Wheel | Underhood | INTERIOR |
|---|----------------|---|-------------------------------------|---|-----------------------------------|---|
| SN / 25V Sonic Blue Pearl (Cont'd.) | Tribute | Gray / CX Gray / ZJWA | Blue / SN Black / M6388G | Silver / M6389A | Blue / M7058D Brown / M6518D | Gray / 2N5A Gray / 2NBA Silver / 3P2C Tan / 3TCA Tan / BJAA Black / JA6A Black / ZHEA |
| T6 / 33D Stormfront Gray Metallic | Tribute | Gray / ZJWA | Gray / T6 Black / M6388G | Silver / M6389A | Gray / M6959D Brown / M6518D | Gray / 2N5A Gray / 2NBA Silver / 3P2C Tan / 3TCA Tan / BJAA Black / JA6A Black / ZHEA |
| T7 Charcoal Beige Metallic | Tribute | Gray / ZJWA | Gray / T6 Black / M6388G | Silver / M6389A | Gray / M6579D Black / M6519D | Gray / 2N5A Gray / 2NBA Silver / 3P2C Tan / 3TCA Tan / BJAA Black / JA6A Black / ZHEA |
| T8 / 32P Tungsten Gray Metallic | Mazda6 | | | | Black / M6519D | |
| TL / 26A Satin Silver Metallic | Mazda6 | | | | White / M6514D | |
| UA / 14K / A2X Mystic Black | B-Series Truck | Black / UA Gray / M7090G | Black / UA Black / M6388G | Silver / UARC Silver / ZJJC Silver / ZJQC | Black / M6519D Gray / M6579D | Gray / 2N4A Black / JA6A Black / ZHEA |
| | Tribute | Black / UA Gray / ZJWA | Black / UA Black / M6388G | Silver / M6389A | Black / M6519D Brown / M6518D | Gray / 2N5A Gray / 2NBA Silver / 3P2C Tan / 3TCA Tan / BJAA Black / JA6A Black / ZHEA |
| UB / NN Black Onyx | Mazda6 | | | | Black / M6519D | |
| YN / 21H / Silver Metallic | B-Series Truck | Silver / YN Gray / M7090G | Silver / YN Black / M6388G | Silver / UARC Silver / ZJJC Silver / ZJQC | Silver / M6534D White / M6514D | Gray / 2N4A Black / JA6A Black / ZHEA |
| | Tribute | Silver / YN Gray / ZJWA | Silver / YN Black / M6388G | Silver / M6389A | Silver / M6534D Brown / M6518D | Gray / 2N5A Gray / 2NBA Silver / 3P2C Tan / 3TCA Tan / BJAA Black / JA6A Black / ZHEA |
| YZ / 14L / UB Oxford White | B-Series Truck | White / YZ Gray / M7090G | White / YZ Black / M6388G | Silver / UARC Silver / ZJJC Silver / ZJQC | White / M6514D | Gray / 2N4A Black / JA6A Black / ZHEA |
| | Tribute | Gray / CX Gray / ZJWA | White / YZ Black / M6388G | Silver / M6389A | White / M6514D Brown / M6518D | Gray / 2N5A Gray / 2NBA Silver / 3P2C Tan / 3TCA Tan / BJAA Black / JA6A Black / ZHEA |

2006 CAR COLORS

MERCEDES-BENZ






















MERCEDES-BENZ

| | | | | | | | | | |
|----------------|---|------------|---|---|---|---|---|---|---|
| | | | 025 B/C |  | 029 B/C |  | 031 B/C |  | |
| | | | | Designo Black Met 59879 | | Designo Silver Met 60648 | | Chromaflair Met 66493 | |
| 032 B/C |  | 033 B/C |  | 034 B/C |  | 036 B/C |  | 037 B/C |  |
| | Mystic Blue Pearl 66495 | | Mocha Black Met 62930 | | Varicolor III Met 66494 | | Designo Cashmere Met 64436 | | Mystic Red Met 67937 |
| 038 3 Stage |  | 039 B/C |  | 040 B/C |  | 041 B/C |  | 042 B/C |  |
| | Mystic White Pearl 71859/60 | | Mauritius Blue Met 71696 | | Black 58311 | | Designo Graphite Met 65699 | | Designo Bronze Met 67938 |
| 043 B/C |  | 112 B/C |  | 153 B/C |  | 158 B/C |  | 182 B/C |  |
| | Designo Chablis Met 67939 | | Majestic Black Met 75650 | | Snow White 61230 | | Galaxit Black Met 74311 | | Almandine Black Met 60649 |
| 185 B/C |  | 189 B/C |  | 191 B/C |  | 197 B/C |  | 345 B/C |  |
| | Jade Black Met 64564 | | Black Opal Met 53160 | | Cosmos Black Met 75605 | | Obsidian Black Met 56680 | | Orion Blue Met 62932 |
| 347 B/C |  | 349 B/C |  | 353 B/C |  | 357 B/C |  | 359 B/C |  |
| | Horizon Blue Met 60651 | | Alpine Rain Met 74201 | | Platinum Blue Met 64585 | | Cadet Blue Met 64586 | | Capri Blue Met 62933 |
| 368 B/C |  | 375 B/C |  | 391 B/C |  | 474 B/C |  | 487 B/C |  |
| | Flint Gray Met 67115 | | Atoll Blue Met 66471 | | Horizon Blue Met 75606 | | Verde Brook Met 66594 | | Paprika Met 64431 |
| 541 B/C |  | 544 B/C |  | 548 B/C |  | 567 B/C |  | 589 B/C |  |
| | Storm Red Met 74202 | | Barolo Red Met 74203 | | Firemist Met 58469 | | Bordeaux Red Met 58470 | | Jupiter Red 65154 |

B/C-Basecoat/Clearcoat Color.
These colors are intended to be used only as a reference, and may not be exact representations of mixed or applied color.

2006 CAR COLORS

MERCEDES-BENZ (Cont'd.)

| | | | | | | | | | |
|------------|---|------------|---|------------|---|------------|---|------------|---|
| | | 590 B/C |  | 597 B/C |  | 693 B/C |  | | |
| | | | Mars Red 66779 | | Saturn Red Met 75607 | | Desert Silver Met 60653 | | |
| 696 B/C |  | 723 B/C |  | 744 B/C |  | 747 B/C |  | 748 B/C |  |
| | Night Black 66546 | | Pewter Met 64869 | | Brilliant Silver Met 45696 | | Granite Gray Met 66780 | | Comet Gray Met 75608 |
| 755 B/C |  | 761 B/C |  | 762 B/C |  | 768 B/C |  | 775 B/C |  |
| | Steel Gray Met 68289 | | Polar Silver Met 66556 | | Diamond Silver Met 64581 | | Diamond Black Met 68288 | | Iridium Silver Met 68287 |
| 791 B/C |  | 816 B/C |  | 904 B/C |  | 946 B/C |  | 950 B/C |  |
| | Dune Beige Met 73966 | | Everest Green Met 64433 | | Midnight Blue 39121 | | Aegean Blue Met 64582 | | Caspian Blue Met 68286 |
| 960 B/C |  | 963 B/C |  | 977 B/C |  | | | | |
| | Alabaster White 64434 | | Iridium Gray Met 73228 | | Laurit Silver Met 74312 | | | | |

Underhood: Mercedes-Benz models use exterior base color only

| Model Year Designation (10th character of VIN number) | |
|--|------|
| Code | Year |
| 6 | 2006 |
| 5 | 2005 |
| 4 | 2004 |
| 3 | 2003 |
| 2 | 2002 |
| 1 | 2001 |
| Y | 2000 |
| X | 1999 |
| W | 1998 |
| V | 1997 |
| T | 1996 |
| S | 1995 |

| Assembly Plant Codes (11th character of VIN number) | |
|--|-----------------------|
| Plant Code | Plant |
| A | Vance, Alabama |
| A, B, C or D | Sindelfingen, Germany |
| F, G or H | Bremen, Germany |
| J | Rastatt, Germany |
| T | Karmann, Germany |
| X | Graz, Austria |
| E | Juiz de Fora, Brazil |

2006 CAR COLORS



| | | | | | | | | | |
|-----------------------|---------------------------------|-----------------------|---------------------------------|-----------------------------|------------------------------|-------------------|------------------------------|-----------------------|-------------------------------|
| A17 B/C | | A18 B/C | | A19 B/C | | A31 B/C | | | |
| | Warm Sand Met 66618 | | Dusk Gray Met 45365 | | Soprano Silver Met 66619 | | Cool Silver Met 65666 | | |
| A33 B/C | | A39 B/C | | A72 B/C | | A86 B/C | | B01 B/C | |
| | Liquid Silver Met 68239 | | Graphite Gray Pearl 71657 | | Carbon Gray Pearl 69176 | | Greenish Silver Met 73901 | | Med Blue 74256 |
| C04 B/C | | G44 B/C | | G94 B/C | | H01 B/C | | H32 B/C | |
| | Mineral Beige Pearl 66764 | | Lofty Green Pearl 62632 | | Light Green Met 73702 | | Greenish Silver 74257 | | Titanium Pearl 63479 |
| M03 B/C | | P06 B/C | | P18 B/C | | P23 B/C | | P26 B/C | |
| | Rotor Glow Pearl 72996 | | Ultra Red Pearl 64966 | | Real Red 72997 | | Phoenix Red 69638 | | Red Met 72696 |
| PBJ B/C | | PBT B/C | | PDM B/C | | PJC B/C | | PRJ B/C | |
| | Steel Blue Pearl 62221 | | Cobalt Blue Pearl 56684 | | Granite Gray Met 65886 | | Sahara Sand Met 64023 | | Lava Red Pearl 63915 |
| PSB B/C | | PW7 B/C | | R20 Tinted C/C | | S08 B/C | | S13 B/C | |
| | Alloy Silver Met 57270 | | Arctic White 37298 | | Rio Red Pearl 62309/49762 | | Champagne Met 65159 | | Platinum Pearl 67168 |
| S74 B/C | | T34 B/C | | T54 B/C | | T60 B/C | | T70 B/C | |
| | Sudan Beige Met 52773 | | Torch Steel Blue Pearl 65887 | | Mystic Blue Pearl 66622 | | UV Blue Pearl 70905 | | Electric Blue Pearl 69639 |
| W13 3 Stage | | W23 3 Stage | | W26 B/C | | W37 B/C | | W69 3 Stage | |
| | Diamond White Pearl 64052/53 | | Viking White Pearl 66760/61 | | Frost White Pearl 72998 | | Igloo White 69640 | | Dover White Pearl 60614/15 |


MITSUBISHI

2006 CAR COLORS



(Cont'd.)

X13
PX8
B/C



Kalapana Black
34858

X24
B/C



Midnight Black Pearl
69116

X42
B/C



Labrador Black Pearl
62310

Bumper/ Cladding

CMH
18032
B/C



Silver Met
75573

H25
B/C



Med Argent Silver Met
71309

Lower Tu-Tone

A18
B/C



Manhattan Gray Met
45365

S74
B/C



Sudan Beige Met
52773

Molding

PBJ
B/C



Steel Blue Pearl
62221

PBT
B/C




Cobalt Blue Pearl
56684

PDM
B/C



Granite Gray Met
65886

PJC
B/C



Sahara Sand Met
64023

PRJ
B/C




Lava Red Pearl
63915

PSB
B/C




Alloy Silver Met
57270

PW7
B/C



Arctic White
37298

PX8
B/C



Carbide Black
34858

Underhood

AC10595




Gray
38368

AC10845




Beige
43545

AC10863



White
45018

AC10955



White
45340

AC11063



Beige
53052

AC11235



Light Gray
61215

AC11312



Blue
59445

CMB
17005



Med Blue
66731

CMB
17008



Deep Blue
74288

CMG
17003



Grayish Green
62487

CMH
17005



Dark Gray
71028

CMR
17001




Red
63172

CMR
17003



Red
74287

CMW
17002



White
64229

B/C-Basecoat/Clearcoat Color.

These colors are intended to be used only as a reference, and may not be exact representations of mixed or applied color.

2006 CAR COLORS



(Cont'd.)

Interior

DH



Slate Gray
67122

J3



Khaki
63631

J8



Dark Khaki
63632

X9



Black
46006

Interior Tu-Tone Combination Codes

| Tu-Tone Code | Upper Color | Lower Color |
|--------------|-------------|-------------|
| D5 | DH | X9 |
| J3 | J8 | J3 |

Exterior Tu-Tone Combination Codes

| Tu-Tone Code | Upper Color | Lower Color |
|--------------|-------------|-------------|
| N7S | W23 | S74 |
| WH7 | W23 | A18 |
| X7E | X24 | S74 |

Mitsubishi Exterior / Underhood Compatibility

| Exterior Code | Underhood Code |
|---------------|----------------|
| A19 | AC10595 |
| A31 | AC10595 |
| S74 | AC10845 |
| S08 | AC10845 |
| W13 | AC10863 |
| W23 | AC10955 |
| A17 | AC11063 |
| A17 | AC11235 |
| T54 | AC11312 |
| A39 | CMB17005 |
| G44 | CMG17003 |
| R20 | CMR17001 |
| W23 | CMW17002 |

Model Year Designation (10th character of VIN number)

| Code | Year |
|------|------|
| 6 | 2006 |
| 5 | 2005 |
| 4 | 2004 |
| 3 | 2003 |
| 2 | 2002 |
| 1 | 2001 |
| Y | 2000 |
| X | 1999 |
| W | 1998 |
| V | 1997 |
| T | 1996 |
| S | 1995 |

Assembly Plant Codes (11th character of VIN number)

| Plant Code | Plant |
|------------|-------------------------|
| E | Normal, Illinois |
| J or P | Nagoya, Japan |
| T | Tonsley Park, Australia |
| U | Mizushima, Japan |

MITSUBISHI

2006 CAR COLORS



(Cont'd.)

Mitsubishi Color Compatibility Plan







































| EXTERIOR BODY COLOR | MODEL | BUMPER / FASCIA | MOLDING | INTERIOR |
|-----------------------------|-----------|-----------------|--------------|---|
| A31 / Cool Silver Metallic | Outlander | Gray / H25 | | |
| A39 / Graphite Gray Pearl | Outlander | Gray / H25 | | |
| G44 / Lofty Green Pearl | Outlander | Gray / H25 | | |
| PBJ / Steel Blue Pearl | Raider | | Blue / PBJ | Gray / DH Black / X9 |
| P23 / Phoenix Red | Outlander | Gray / H25 | | |
| PBT / Cobalt Blue Pearl | Raider | | Blue / PBT | Tan / J3 Brown / J8 |
| PDM / Granite Gray Metallic | Raider | | Gray / PDM | Gray / DH Black / X9 Tan / J3 Brown / J8 |
| PJC / Sahara Sand Metallic | Raider | | Tan / PJC | Tan / J3 Brown / J8 |
| PRJ / Lava Red Pearl | Raider | | Red / PRJ | Gray / DH Black / X9 Tan / J3 Brown / J8 |
| PSB / Alloy Silver Metallic | Raider | | Silver / PSB | Gray / DH Black / X9 |
| PW7 / Arctic White | Raider | | White / PW7 | Gray / DH Black / X9 Tan / J3 Brown / J8 |
| PX8 / Carbide Black | Raider | | Black / PX8 | Gray / DH Black / X9 Tan / J3 Brown / J8 |
| R20 / Rio Red Pearl | Outlander | Gray / H25 | | |
| T70 / Electric Blue Pearl | Outlander | Gray / H25 | | |
| W13 / Diamond White Pearl | Outlander | Gray / H25 | | |
| X42 / Labrador Black Pearl | Outlander | Gray / H25 | | |

MITSUBISHI

2006 CAR COLORS



NISSAN / INFINITI

| | | | | | | | | | |
|-------------------|---|-------------------|---|---|---|---|---|---|---|
| | | | A11 B/C |  | A12 B/C |  | A15 B/C |  | |
| | | | | Orange Met 64822 | | Volcanic Orange Met 66851 | | Red Brown Met 64903 | |
| A17 B/C |  | A20 B/C |  | A30 3 Stage |  | A33 B/C |  | A50 B/C |  |
| | Lemans Sunset Met 64899 | | Code Red 69000 | | Orange Mica 68118/19 | | Crimson Roulette Met 69001 | | Orange Met 74189 |
| AX2 B/C |  | AX5 B/C |  | AX6 B/C |  | AY2 B/C |  | B14 B/C |  |
| | Inferno Met 61702 | | Merlot Pearl 61881 | | Red 63185 | | Garnet Fire Met 64806 | | Sapphire Blue Met 66852 |
| B17 B/C |  | B18 B/C |  | B21 B/C |  | B23 B/C |  | B25 B/C |  |
| | Daytona Blue Met 64901 | | Deep Water Blue Pearl 66623 | | Med Blue Met 65529 | | Blue Dusk Met 69002 | | Green Blue Pearl 69003 |
| B30 B/C |  | B41 B/C |  | B42 B/C |  | B44 B/C |  | B45 B/C |  |
| | Blue Met 68117 | | Blue 73850 | | Blue 73851 | | Blue Met 73852 | | Light Blue Met 74190 |
| B46 B/C |  | BW5 B/C |  | BW6 B/C |  | BW9 B/C |  | BX7 B/C |  |
| | Blue Met 74191 | | Twilight Blue Met 61000 | | Athabaska Blue Met 61005 | | Majestic Blue Met 60382 | | Electric Blue Met 61690 |
| C12 B/C |  | C14 B/C |  | C16 B/C |  | C20 B/C |  | C21 B/C |  |
| | Coral Sand Met 66853 | | Bronze Shimmer Met 65696 | | Grayish Brown Met 65530 | | Gold Met 69004 | | Woodland Bronze Met 68987 |
| C31 B/C |  | C41 B/C |  | C42 B/C |  | D10 B/C |  | D23 B/C |  |
| | Umbria Gray Met 69005 | | Grayish Brown Met 73853 | | Beige Met 74192 | | Emerald Mist Met 64807 | | Jaded Met 69018 |

2006 CAR COLORS



NISSAN / INFINITI (Cont'd.)

D42
B/C



Green Met
74193

DW0
B/C



Champlain Green Met
61248

DY2
B/C




Mystic Emerald Met
63495

E10
B/C



Sunburst
64906

E20
B/C



Light Olive
66447

E30
B/C



Yellow Met
68121

E32
B/C



Light Gold Met
64907

E33
3 Stage



Yellow Pear
69006/07

E41
B/C



Light Yellow
73854

EVO
B/C



Sunlit Sand Met
58543

EW3
B/C



Solar Yellow
60381

EY0
B/C



Golden Sand Met
63308

EY2
B/C



Silica Gold Met
65811

F40
B/C



Blue Green Met
73855

G10
B/C



Galaxy Black Met
65606

G41
B/C



Black Met
73856

J10
B/C



Olive Green Met
64830

J11
B/C




Yellowish Green
64831

J20
B/C



Jade Met
66453

K11
B/C



Smoke Met
65607

K12
B/C



Silver Mist Met
65608

K21
B/C



Platinum Met
66925

K22
B/C



Chrome Silver Met
66918

K23
B/C



Liquid Platinum Met
69008

K25
B/C



Liquid Aluminum Met
67284

K26
B/C



Hippo Gray Met
68988

K27
B/C



Structural Gray Met
68989

K32
B/C




Serengeti Sand Met
69009

K47
B/C



Gray
73857

KH3
B/C



Black Obsidian
41104

KV9
B/C



Radium Met
59928

KX6
B/C



Desert Platinum Met
63635

KY0
B/C



Chrome Silver Met
63784

KY1
B/C



Sheer Silver Met
63498

KY2
B/C



Polished Pewter Met
63499

L40
B/C



New Maroon Met
73858

L41
B/C



Grayish Purple Met
74194

B/C-Basecoat/Clearcoat Color

These colors are intended to be used only as a reference, and may not be exact representations of mixed or applied color.

2006 CAR COLORS




NISSAN / INFINITI (Cont'd.)

Q11
3 Stage



Nordic White Pearl
65610/11

QM1



Cloud White
50658

QX1
3 Stage




Ivory Pearl
63312/13

L42
B/C



Red Purple Met
75574

Q10
B/C



Nordic White
65609

TV3
B/C



Maui Blue Met
61007

WV2
B/C



Diamond Graphite Met
62220

QX3
3 Stage



Satin White Pearl
62330/31

R10
B/C



Orange Met
64908

Underhood

A01M1



Dark Red
64116

A01M2



Dark Red
63382

A01W1



Red
63381

A01W2



Red
63384

A02M1



Dark Maroon
65237

A02M2



Red
74258

A02T1



Orange
74266

A02T2



Red
63328

A03M2



Red
74259

A03T1




Orange
74267

A03T2



Orange
74258

B01M1



Dark Blue
63374

B01W2



Blue
63375

B02T1



Light Blue
74275

B03M2



Blue
75675

C01W2



Dark Tan
65236

C01W3



Beige
74270

D01W2



Green
63370

D03M1



Green
74271

D03T1



Green
74272

D04T1



Yellow
74273

E01T1



Yellow
74268

E01W1



Beige
63332

B/C-Basecoat/Clearcoat Color.

These colors are intended to be used only as a reference, and may not be exact representations of mixed or applied color.

2006 CAR COLORS



NISSAN / INFINITI Underhood (Cont'd.)

E03T2




Greenish Yellow
74269

K01M2



Black
63364

K01T2



Black
63330

K01W2



Black
63365

K02T2



Gray
63331

K02W2



Gray
63359

K03M1



Gray
63353

K03W1



Gray
63355

K03W2



Gray
63357

K04M1



White
63349

K04W2



White
63351

K04W3



White
74260

K04W4



White
74261

K07M2



Gray
74262

K08M2



White
74263

Q01T1



White
74264

R01W1



Orange
74274

Nissan / Infiniti Exterior / Underhood Compatibility

| Exterior Code | Underhood Code |
|---------------|----------------|
| A11 | A02T1 |
| A17 | A02M2 |
| A17 | A03T2 |
| A30 | A03T1 |
| A33 | A01M1 |
| A33 | A01M2 |
| AX5 | A01W1 |
| AX6 | A01W2 |
| AX6 | A02M1 |
| AX6 | A02T2 |
| AX6 | A03M2 |
| AY2 | A02M1 |
| B17 | B02T1 |
| B17 | B03M2 |
| B21 | B01M1 |
| B30 | B01M1 |
| BW5 | B01M1 |
| BW5 | K01M2 |
| BW6 | B01W2 |
| BW9 | K01W2 |
| C16 | A01M1 |
| C31 | K01M2 |
| D10 | D03M1 |
| DW0 | D01W2 |
| E20 | C01W2 |
| E20 | C01W3 |
| E30 | E01T1 |
| E32 | E03T2 |

Nissan / Infiniti Exterior / Underhood Compatibility

| Exterior Code | Underhood Code |
|---------------|----------------|
| E0 | C01W3 |
| EY0 | E01W1 |
| J10 | D03T1 |
| J11 | D04T1 |
| K21 | K02W2 |
| K22 | K01M2 |
| K23 | K03M1 |
| K25 | K07M2 |
| K32 | K03M1 |
| KH3 | K01M2 |
| KH3 | K01T2 |
| KH3 | K01W2 |
| KX6 | K03M1 |
| KX6 | K07M2 |
| KY0 | K03M1 |
| KY0 | K03W2 |
| KY0 | K07M2 |
| KY2 | K02W2 |
| QX1 | K03W1 |
| QX1 | K04M1 |
| QX1 | K04W2 |
| QX1 | K08M2 |
| QX1 | Q01T1 |
| R10 | R01W1 |
| TV3 | B02T1 |
| WV2 | K02T2 |
| WV2 | K03M1 |
| WV2 | K07M2 |

2006 CAR COLORS


























NISSAN / INFINITI (Cont'd.)

| Model Year Designation (10th character of VIN number) | |
|--|------|
| Code | Year |
| 6 | 2006 |
| 5 | 2005 |
| 4 | 2004 |
| 3 | 2003 |
| 2 | 2002 |
| 1 | 2001 |
| Y | 2000 |
| X | 1999 |
| W | 1998 |
| V | 1997 |
| T | 1996 |
| S | 1995 |

| Assembly Plant Codes (11th character of VIN number) | |
|--|-------------------------|
| Plant Code | Plant |
| 4 | Aichi, Japan |
| 5 | Murayama, Japan |
| 9 | Fujijyu, Japan |
| C | Smyrna, Tennessee |
| D | Avon Lake, Ohio |
| L | Aguascalientes, Mexico |
| M | Tochigi, Japan |
| N | Canton, Mississippi |
| T | Oppama, Japan |
| U | Zama, Japan |
| W | Kyushyu, Japan |
| X | Nissha-Hiratsuka, Japan |



| | | | | |
|---|--|---|--|--|
| | |  12G X4 Speed Yellow 50086 |  22D 59 Q9 B/C Slate Gray Met 42443 |  22E 2B4 53 W7 B/C Forest Green Met 42448 |
|  23F Q9 B/C Slate Gray Met 46735 |  39C F8 B/C Midnight Blue Met 45656 |  3C8 56 F6 B/C Cobalt Blue Met 45661 |  6A6 X2 B/C Meridian Met 63297 |  6B4 Y1 B/C Seal Gray Met 63298 |
|  741 A1 Black 59051 |  84A G8 Indian Red 60991 |  92M A8 B/C Polar Silver Met 45654 |  92U X1 B/C Arctic Silver Met 54898 |  A5G D3 B/C Dark Sea Blue 57311 |
|  A7W 8E B/C Crystal Silver Met 60586 |  B9A B4 B/C Carrara White 64486 |  C9Z Z4 B/C Basalt Black Met 50771 |  D7Z A7 B/C Titanium Met 67781 |  M1W D5 B/C Jarama Beige Met 67782 |
|  M1X M9 B/C Prosecco Met 67783 |  M3W E4 B/C Carmon Red Met 67784 |  M5W J2 B/C Lapis Blue Met 67785 |  M6W G4 B/C Dark Teal Met 65668 |  M6X 7G B/C Dark Olive Met 71349 |

B/C-Basecoat/Clearcoat Color.
 These colors are intended to be used only as a reference, and may not be exact representations of mixed or applied color.

2006 CAR COLORS



PORSCHE

(Cont'd.)

M7X
E7
B/C



Atlas Gray Met

67951

M7Z
U2
B/C



GT Silver Met

71350

R9A
R6
B/C



Sand White

64785

Underhood: Porsche models use exterior base color only.

Model Year Designation (10th character of VIN number)

| Code | Year |
|------|------|
| 6 | 2006 |
| 5 | 2005 |
| 4 | 2004 |
| 3 | 2003 |
| 2 | 2002 |
| 1 | 2001 |
| Y | 2000 |
| X | 1999 |
| W | 1998 |
| V | 1997 |
| T | 1996 |
| S | 1995 |

Assembly Plant Codes (11th character of VIN number)

| Plant Code | Plant |
|------------|--------------------|
| S | Stuttgart, Germany |

SAAB

01G
B/C



Arctic Silver Metallic

63487

170
B/C



Black

59059

22G
B/C



Brilliant Red

65419

268
B/C



Silver Met

57054

26D
B/C



Steel Gray Met

64330

278
B/C



Laser Red

62968


279
B/C



Steel Gray Met

62969

283
B/C



Polar White

64210

290
B/C



Nocturne Blue Met

67463

292
B/C



Lime Yellow Met

67465

293
B/C



Parchment Silver Met

70898

294
B/C



Chili Red

70897

295
B/C



Smoke Beige Met

70899

298
B/C



Jet Black Met

74308

300
B/C



Fusion Blue Met

74309

301
B/C



Arbor Green Met

74358

32J
B/C



Midnight Black Mica

67628

35J
B/C



Deep Blue Mica

67626

41V
B/C



Desert Silver Met

69630

B/C-Basecoat/Clearcoat Color.

These colors are intended to be used only as a reference, and may not be exact representations of mixed or applied color.

2006 CAR COLORS



(Cont'd.)

WA213M
779
B/C



Graphite Gray Met
67828

WA301N
784
Tinted
C/C



Lingonberry Red Met
71323/49762

WA703J
773
B/C




Ocean Blue Met
64615

WA8555
770
B/C



Obsidian Black
33756

WA8624
783
B/C



Winter White
34851

WA994L
768
B/C



Titanium Silver Met
66691

Bumper / Fascia

(For colors not shown in this section refer to EXTERIOR section)

WA207D



Dark Charcoal
62346

Grille

WA207D



Dark Charcoal
62346

Step Pad

WA207D



Dark Charcoal
62346

Rocker Molding

WA207D



Dark Charcoal
62346

Tonneau Cover/ Door Panel

DGM



Dark Gray Met
71865

Interior

WA104D



Opel Gray
52506

WA167A



Ebony
50541

WA830K



Light Cashmere
67506

Molding

(For colors in this section refer to EXTERIOR section)

Wheel

LSW
B/C



Light Silver Met
62341

Underhood: SAAB models may use specific color-keyed primer or exterior base color only.

(For colors in this section refer to EXTERIOR section)

2006 CAR COLORS



(Cont'd.)

SAAB

Saab Color Compatibility Plan

| Exterior Body Color | Model | Bumper/Fascia | Molding | Grille Step Pad Rocker Molding | Underhood | Interior |
|--|-------|----------------------------------|-----------------|--------------------------------------|-----------------|---|
| WA213M / 779 Graphite Gray Metallic | 9-7X | Gray / WA213M Gray / WA207D | Gray / WA213M | Gray / WA207D | Gray / WA213M | Gray / WA104D Black / WA167A Tan / WA830K |
| WA301N / 784 Lingonberry Red Metallic | 9-7X | Red / WA301N Gray / WA207D | Red / WA301N | Gray / WA207D | Red / WA301N | Gray / WA104D Black / WA167A Tan / WA830K |
| WA703J / 773 Ocean Blue Metallic | 9-7X | Blue / WA703J Gray / WA207D | Blue / WA703J | Gray / WA207D | Blue / WA703J | Gray / WA104D Black / WA167A Tan / WA830K |
| WA8555 / 770 Obsidian Black | 9-7X | Black / WA8555 Gray / WA207D | Black / WA8555 | Gray / WA207D | Black / WA8555 | Gray / WA104D Black / WA167A Tan / WA830K |
| WA8624 / 783 Winter White | 9-7X | White / WA8624 Gray / WA207D | White / WA8624 | Gray / WA207D | White / WA8624 | Gray / WA104D Black / WA167A Tan / WA830K |
| WA994L / 768 Titanium Silver Metallic | 9-7X | Silver / WA994L Gray / WA207D | Silver / WA994L | Gray / WA207D | Silver / WA994L | Gray / WA104D Black / WA167A Tan / WA830K |

Model Year Designation (10th character of VIN number)

| Code | Year |
|------|------|
| 6 | 2006 |
| 5 | 2005 |
| 4 | 2004 |
| 3 | 2003 |
| 2 | 2002 |
| 1 | 2001 |
| Y | 2000 |
| X | 1999 |
| W | 1998 |
| V | 1997 |
| T | 1996 |
| S | 1995 |

Assembly Plant Codes (11th character of VIN number)

| Plant Code | Plant |
|------------|---------------------|
| 1 or 3 | Trollhattan, Sweden |
| 2 | Moraine, Ohio |
| 6 | Graz, Austria |
| G | Gunma, Japan |

2006 CAR COLORS



SUBARU

01G
B/C



Platinum Silver Met
63487

02C
B/C



World Rally Blue Pearl
63490

22G
B/C



San Remo Red
65419

26D
B/C




Steel Gray Met
64330

32J
B/C



Obsidian Black Pearl
67628

33A
B/C



Atlantic Blue Pearl
67630

33J
B/C



Garnet Red Pearl
67627

34W
B/C



Willow Green Opal
69238

35J
B/C



Regal Blue Pearl
67626

35S
B/C



Granite Gray Met
67631

37J
3 Stage



Satin White Pearl
69236/37

38G
B/C



Moss Green Met
69239

38J
B/C



Violet Gray Met
74252

39D
B/C



Brilliant Silver Met
67625

39J
B/C



Champagne Gold Met
67593

42M
B/C



Titanium Gray Pearl
72753

43K
B/C



Topaz Yellow
72754

44K
B/C




Amethyst Gray Met
72755

48W
B/C




Crystal Gray Met
68995

51E
B/C



Aspen White
57587

55M
B/C



Evergreen Met
73144

56E
B/C



Mahogany Red Pearl
74248

56M
B/C



Sunset Orange Pearl
73145

58E
B/C



Titanium Gray Met
74249

58K
B/C




Light Turquoise Met
74484

59E
B/C



Seacrest Green Met
74250

59M
B/C



Frost White
74485


Underhood: Subaru models may use specific color-keyed primer or exterior base color only.

BKU



Black
60766

CS30



Silky White
60774

CS3G




Light Blue
68998

CS7V



Dark Green
60735

CS9V



Med Gray
64837

CS9Y



Dark Green
60735

DBU



Dark Blue
60764

B/C-Basecoat/Clearcoat Color.

These colors are intended to be used only as a reference, and may not be exact representations of mixed or applied color.


2006 CAR COLORS



Underhood (Cont'd.)



Dark Green
60735



Dark Maroon
60769

DRU



Dark Red
60765

DYU



Dark Yellow
60770

GRU



Dark Gray
60775

GYU



Light Gray
60777

LGU



Light Green
60768

MGU



Med Gray
60776

MRU



Med Red
60773

MTU




Med Tan
60767

SBU



Sash Black
68999

SWU



Silky White
60774

Wheel

AG120
AG130
B/C



Silver Met
69637

GK1
B/C



Gold Met
70978

SK1
B/C



Silver Met
70979

Subaru Tu-Tone Combination Codes

| Tu-Tone Code | Make/Model | Upper Color | Lower Color |
|--------------|--------------------------|-------------|-------------|
| 2K1 | IMPREZA / WRX | 22G | 26D |
| 3K3 | LEGACY / OUTBACK | 39D | 35S |
| 3U5 | LEGACY / OUTBACK | 34W | 38G |
| 4G8 | IMPREZA / WRX | 26D | 48W |
| 4L4 | FORESTER | 48W | 26D |
| 4L8 | FORESTER | 51E | 01G |
| 4N7 | FORESTER / IMPREZA / WRX | 32J | 26D |
| 4N8 | FORESTER / IMPREZA / WRX | 35J | 26D |
| 5F2 | FORESTER / IMPREZA / WRX | 55M | 26D |
| 5R8 | FORESTER | 33J | 26D |

Model Year Designation (10th character of VIN number)

| Code | Year |
|------|------|
| 6 | 2006 |
| 5 | 2005 |
| 4 | 2004 |
| 3 | 2003 |
| 2 | 2002 |
| 1 | 2001 |
| Y | 2000 |
| X | 1999 |
| W | 1998 |
| V | 1997 |
| T | 1996 |
| S | 1995 |



































Assembly Plant Codes (11th character of VIN number)

| Plant Code | Plant |
|------------|---------------------|
| 5, 6, 7 | Lafayette, IN (SIA) |
| G, H, L | Gunma, Japan (FHI) |

2006 CAR COLORS



SUZUKI

| | | | | | | | | | | |
|----------------|---|----------------|---|---|---|---|---|---|---|---|
| | | | 04U B/C |  | 05U B/C |  | 06U B/C |  | | |
| | | | | Urban Gray Met 73183 | | Misty Blue Met 73184 | | Flame Red Met 73185 | | |
| 11U | | 13U 3 Stage | |  | 26U |  | 26V B/C |  | 44V B/C |  |
| | Absolute White 56925 | | White Pearl 60969/70 | | Superior White 36940 | | Cobalt Blue Met 65164 | | Desert Green Met 65167 | |
| 53U B/C |  | 54U B/C |  | 55U B/C |  | 68U B/C |  | 70U B/C |  | |
| | Napa Red Met 75564 | | Sunburst Met 68197 | | Sandstone Beige Met 75565 | | Champagne Beige Met 65168 | | Fusion Red Met 59918 | |
| 73L B/C |  | 79U B/C |  | 83L B/C |  | 87U B/C |  | 92U B/C |  | |
| | Super Red 55994 | | Deep Khaki Met 75566 | | Tuxedo Black Pearl 53380 | | Fantasy Black Mica 64443 | | Titanium Silver Met 56939 | |
| 95U B/C |  | YHL 3 Stage |  | YKY 3 Stage |  | YKZ B/C |  | Z2S B/C |  | |
| | Dove Silver Met 64444 | | Sonoma Red Pearl 73842/43 | | Pearl Vigor Blue 75568/69 | | Candy Indy Blue Met 75684 | | Silky Silver Met 57799 | |
| Z2T B/C |  | Z2U B/C |  | Z7T 3 Stage |  | Z9T |  | ZA4 B/C |  | |
| | Grove Green Met 57800 | | Cat's Eye Blue Met 59794 | | White Pearl 63460/61 | | Bright Red 61206 | | Cool Beige Met 62261 | |
| ZA5 3 Stage |  | ZCW B/C |  | ZDK B/C |  | ZDL B/C |  | ZE9 B/C |  | |
| | White Pearl 63391/92 | | Techno Blue Met 70939 | | Clear Beige Met 73224 | | Graphite Gray Met 73225 | | Lake Blue Met 63652 | |
| ZJ3 B/C |  | ZY4 B/C |  | ZY8 B/C |  | | | | | |
| | Bluish Black Pearl 64022 | | Azure Gray Met 67927 | | Shining Red Pearl 67690 | | | | | |

2006 CAR COLORS



Bumper/Fascia

YKV



Mat Black Met No.2
74400

Wheel

BKW



Black
49926

LSW




Light Silver Met
49928

SMW



Silver Met
46996

W9M



Black
66465


Underhood

1CZ



Dark Blue
56818

1LC



White
59578

DGU



Dark Gray
63618

LGU



Light Gray
63616

MGU



Med Gray
63617

MTU



Med Tan
63619

Z0C



Light Gray
57713

Z26



Red
56819

ZF1



Dark Gray
62921

Interior

WGM
D574



Silver Met
66501

Suzuki Exterior / Underhood Compatibility

| Exterior Code | Underhood Code |
|---------------|----------------|
| Z2U | 1CZ |
| Z6U | 1LC |
| ZA5 | 1LC |
| Z2S | Z0C |
| ZA4 | Z0C |
| ZDK | Z0C |
| Z9T | Z26 |
| ZY8 | Z26 |
| Z2T | ZF1 |
| ZCW | ZF1 |
| ZDL | ZF1 |
| ZJ3 | ZF1 |
| ZY4 | ZF1 |

Model Year Designation (10th character of VIN number)


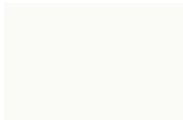


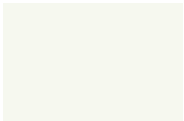
































| Code | Year |
|------|------|
| 6 | 2006 |
| 5 | 2005 |
| 4 | 2004 |
| 3 | 2003 |
| 2 | 2002 |
| 1 | 2001 |
| Y | 2000 |
| X | 1999 |
| W | 1998 |
| V | 1997 |
| T | 1996 |
| S | 1995 |

Assembly Plant Codes (11th character of VIN number)

| Plant Code | Plant |
|------------|---------------------------|
| 5 | Kosai, Japan |
| 6 | Ingersoll, Ontario (CAMI) |

2006 CAR COLORS







































TOYOTA / LEXUS / SCION

| | | | | | | | |
|----------------|---|----------------|---|----------------|---|----------------|---|
| | | | | 040 |  | 056 |  |
| | | | | | Super White II 35000 | | Natural White 52893 |
| 062 3 Stage |  | 065 3 Stage |  | 068 B/C |  | 070 3 Stage |  |
| | Crystal White Pearl 60444/45 | | White Gold Pearl 62429/30 | | Polar White 63315 | | 071 3 Stage |
| | | | | | | |  |
| | | | | | | | Arctic Frost Pearl 66367/68 |
| 072 3 Stage |  | 074 3 Stage |  | 1C0 B/C |  | 1C8 B/C |  |
| | Moonlight Pearl 67722/23 | | Glacier Frost Mica 72487/88 | | Millennium Silver Met 56793 | | 1D2 B/C |
| | | | | | | |  |
| | | | | | | | Thunder Cloud Met 60464 |
| 1D4 B/C |  | 1D6 B/C |  | 1D7 B/C |  | 1E0 B/C |  |
| | Titanium Met 62321 | | Silver Sky Met 62444 | | Silver Shadow Pearl 62431 | | 1E3 B/C |
| | | | | | | |  |
| | | | | | | | Phantom Gray Pearl 64134 |
| 1E7 B/C |  | 1E8 B/C |  | 1E9 B/C |  | 1F2 B/C |  |
| | Silver Streak Mica 65073 | | Ash Blue Mica 64990 | | Galactic Gray Mica 65297 | | 1F4 B/C |
| | | | | | | |  |
| | | | | | | | Shadow Mica 69643 |
| 1F5 B/C |  | 1F7 B/C |  | 1F8 B/C |  | 1F9 B/C |  |
| | Blue Shale Mica 70446 | | Classic Silver Met 70447 | | Meteorite Met 73130 | | 1G0 B/C |
| | | | | | | |  |
| | | | | | | | Smoky Granite Mica 74095 |
| 1G1 B/C |  | 1G2 B/C |  | 1G4 3 Stage |  | 202 B/C |  |
| | Tungsten Pearl 74096 | | Gray Pearl 75695 | | Quartz Gray Pearl 74369/70 | | 209 B/C |
| | | | | | | |  |
| | | | | | | | Black Sand Pearl 57925 |
| 211 B/C |  | 3L5 |  | 3P0 B/C |  | 3P1 B/C |  |
| | Black Diamond Mica 65508 | | Radiant Red 54291 | | Absolutely Red 60458 | | 3P2 B/C |
| | | | | | | |  |
| | | | | | | | Black Cherry Pearl 61358 |

TOYOTA / LEXUS / SCION

2006 CAR COLORS


















TOYOTA / LEXUS / SCION (Cont'd.)

| | | | | | | | | | |
|-------------------|---|-------------------|---|---|---|---|---|---|---|
| | | | 3P6 B/C |  | 3Q2 B/C |  | 3Q3 B/C |  | |
| | | | | Twilite Amethyst Met 62446 | | Black Garnet Pearl 64010 | | Salsa Red Pearl 64147 | |
| 3Q4 B/C |  | 3Q7 B/C |  | 3R1 3 Stage |  | 3R3 B/C |  | 3R6 B/C |  |
| | Alabaster Met 64135 | | Cassis Pearl 65307 | | Matador Red Mica 72436/37 | | Barcelona Red Mica 75572 | | Ginger Red Met 74356 |
| 4P7 B/C |  | 4Q2 B/C |  | 4R2 3 Stage |  | 4R3 B/C |  | 4R4 B/C |  |
| | Mystic Gold Met 58336 | | Desert Sand Mica 60451 | | Sand Dollar Pearl 65300/01 | | Sonora Gold Pearl 65302 | | Savannah Met 66664 |
| 4S1 B/C |  | 4S2 B/C |  | 4S7 3 Stage |  | 4S9 B/C |  | 4T2 3 Stage |  |
| | Briarwood Pearl 67726 | | Driftwood Pearl 67727 | | Chardonnay Pearl 72499/72500 | | Orange Met 74101 | | Tigereye Mica 74371/72 |
| 6R6 B/C |  | 6S7 B/C |  | 6T1 B/C |  | 6T3 B/C |  | 6T5 B/C |  |
| | Mineral Green Mica 60447 | | Aspen Green Pearl 64148 | | Bamboo Pearl 66369 | | Black Forest Pearl 66669 | | Oasis Green Pearl 67778 |
| 6T6 B/C |  | 6T7 B/C |  | 6T8 B/C |  | 6U0 B/C |  | 6U1 B/C |  |
| | Everglade Mica 67543 | | Cypress Mica 67728 | | Timberland Mica 70011 | | Silver Pine Mica 71477 | | Green Mica 72432 |
| 6U3 B/C |  | 6U4 B/C |  | 6U5 B/C |  | 6U8 3 Stage |  | 775 B/C |  |
| | Desert Sage Mica 74099 | | Olive Mist Met 73220 | | Light Green Met 74355 | | Premium Yellow Green Met 74097/98 | | Cactus Mica 69128 |
| 777 B/C |  | 8J7 B/C |  | 8M6 B/C |  | 8N6 B/C |  | 8P1 B/C |  |
| | Jade Sea Met 75641 | | Blue Steel Met 46593 | | Spectra Blue Mica 56754 | | Bluestone Met 60728 | | Speedway Blue Met 62305 |

B/C-Basecoat/Clearcoat Color.
These colors are intended to be used only as a reference, and may not be exact representations of mixed or applied color.




2006 CAR COLORS

TOYOTA / LEXUS / SCION (Cont'd.)

| | | | | | | | | | |
|-------------------|---|-------------------|---|---|---|---|---|---|---|
| | | | 8P4 B/C |  | 8P8 B/C |  | 8Q1 B/C |  | |
| | | | | Indigo Ink Pearl 61272 | | Blue Onyx Pearl 62433 | | Bright Blue Mica 64013 | |
| 8Q5 B/C |  | 8Q6 B/C |  | 8R3 B/C |  | 8R5 B/C |  | 8R6 B/C |  |
| | Cosmic Blue Met 64764 | | Azure Pearl 64727 | | Pacific Blue Met 65304 | | Blue Mirage Met 66370 | | Breakwater Blue Met 66670 |
| 8R7 B/C |  | 8R9 B/C |  | 8S2 B/C |  | 8S4 B/C |  | 8S6 B/C |  |
| | Neptune Blue Mica 66671 | | Oceanus Pearl 67780 | | Seaside Pearl 67729 | | Sky Blue Pearl 70445 | | Nautical Blue Met 70981 |
| 8T0 B/C |  | 8T1 B/C |  | 8T4 B/C |  | 9AB B/C |  | | |
| | Blazing Blue Met 74102 | | Bayou Blue Met 74103 | | Blue Met 74486 | | Quartz Shadow Met 72439 | | |


Bumper/Fascia

(For Colors not shown in this section refer to EXTERIOR section)

| | | | | | |
|---------------|---|---------------------|---|---------------------|---|
| 11GY12 |  | UCA31 B/C |  | UCAA1 B/C |  |
| | Gray Met 74100 | | Dark Gray Met 44157 | | Med Blue Met 54295 |

Cladding

(For Colors not shown in this section refer to EXTERIOR section)

| | |
|---------------------|---|
| UCA31 B/C |  |
| | Dark Gray Met 744157 |

Grille

| | |
|---------------|---|
| 11GY10 |  |
| | Gray Met 73806 |

Underhood: Toyota and Lexus models use the exterior base color with or without clearcoat.

2006 CAR COLORS

TOYOTA / LEXUS / SCION (Cont'd.)

| Model Year Designation (10th character of VIN number) | |
|--|------|
| Code | Year |
| 6 | 2006 |
| 5 | 2005 |
| 4 | 2004 |
| 3 | 2003 |
| 2 | 2002 |
| 1 | 2001 |
| Y | 2000 |
| X | 1999 |
| W | 1998 |
| V | 1997 |
| T | 1996 |
| S | 1995 |

| Assembly Plant Codes (11th character of VIN number) | |
|--|----------------------|
| Plant Code | Plant |
| U | Georgetown, Kentucky |
| Z | Fremont, CA (NUMMI) |
| C | Cambridge, Ontario |
| S | Princeton, Indiana |
| 2 | Motomachi, Japan |
| 1 | Tahara, Japan |
| 1 | Tsutsumi, Japan |
| 1 | Takaoka, Japan |
| 1 | Nagakusa, Japan |
| 1 | Sagamihara, Japan |
| 1 | Hamura, Japan |
| 1 | Fujimatsu, Japan |

| Toyota / Lexus Color Compatibility Plan | | | | |
|---|--------------|---------------|---------------|-----------------|
| EXTERIOR BODY COLOR | MODEL | BUMPER/FASCIA | CLADDING | GRILLE |
| 056 / Natural White | Land Cruiser | Gray / U1D2 | | |
| | 4Runner | | | Silver / 11GY10 |
| 062 / Crystal White Pearl | LX470 | | White / U062 | |
| 1D2 / Thunder Cloud Metallic | Land Cruiser | Gray / U1D2 | | |
| 1D4 / Titanium Metallic | 4Runner | | | Silver / 11GY10 |
| 1E9 / Galactic Gray Mica | Land Cruiser | Gray / UCA31 | | |
| | LX470 | | Gray / UCA31 | |
| | 4Runner | | | Silver / 11GY10 |
| 1F4 / Shadow Mica | 4Runner | | | Silver / 11GY10 |
| 1F7 / Classic Silver Metallic | Land Cruiser | Gray / U1D2 | | |
| | LX470 | | Silver / U1F7 | |
| 202 / Black | Land Cruiser | Gray / UCA31 | | |
| | LX470 | | Gray / UCA31 | |
| | 4Runner | | | Silver / 11GY10 |
| 3Q2 / Black Garnet Pearl | Land Cruiser | Gray / UCA31 | | |
| 3Q3 / Salsa Red Pearl | 4Runner | | | Silver / 11GY10 |
| 4R2 / Sand Dollar Pearl | LX470 | | Tan / U4R2 | |
| 4R3 / Sonora Gold Pearl | Land Cruiser | Gray / U1D2 | | |
| 4S2 / Driftwood Pearl | 4Runner | | | Silver / 11GY10 |
| 6T7 / Cypress Pearl | LX470 | | Green / U6T7 | |
| 8R3 / Pacific Blue Metallic | Land Cruiser | Blue / UCAA1 | | |
| 8S6 / Nautical Blue Metallic | 4Runner | | | Silver / 11GY10 |

2006 CAR COLORS



L041
A1A1
9010
B/C



Black
58310

LA3H
4Y4Y
B/C



Salsa Red
74109

LA3W
K7K7
B/C




Red Spice Met
67094

LA6K
8U8U
B/C



Gecko Green Met
74118

LA6R
Z8Z8
B/C



North Sea Green Met
73925

LA7T
X6X6
B/C



United Gray Met
70227

LA7W
8E8E
B/C



Reflex Silver Met
60586

LB1B
T1T1
B/C



Sunflower Yellow
64792

LB1D
B3B3
B/C



Mellow Yellow
64788

LB1M
V1V1
B/C



Harvest Moon Beige
64790

LB2A
Z7Z7
B/C



Sundown Orange
64787

LB3Y
Q7Q7
B/C



Colorado Red Pearl
56784

LB5B
T4T4
B/C



Aquarius Blue
64789

LB5M
7J7J
B/C



Arctic Blue Silver Met
75651

LB5N
7D7D
B/C



Indigo Blue Pearl
60618

LB5R
9955
B/C



Deep Blue Pearl
62882

LB5S
5A5A
B/C



Blue Silver Met
62883

LB5W
9951
B/C



Petrol Pearl
62884

LB6S
4W4W
B/C



Granite Green Met
74108

LB9A
B4B4



Candy White
50761

LC3S
9969
B/C



Tizian Red Pearl
67567

LC5E
9R9R
B/C



Cobalt Blue Pearl
74107

LC5F
W9W9
B/C



Blue Graphite Pearl
67097

LC5S
R4R4
B/C



Apassionata Blue Pearl
67568

LC6S
8S8S
B/C



Derby Green Pearl
74112

LC7V
F8F8
B/C



Blue Anthracite Pearl
57314

LC7W
S8S8
B/C



Butterfly Silver Pearl
67569

LC8Z
3Q3Q
B/C



Mocha Brown Pearl
74111

LC9X
2T2T
B/C



Deep Black Pearl
74113

LC9Y
9083
B/C



Luxury Black Pearl
67570

LD1W
D1D1
B/C



Wheat Beige Met
67098

LD5Q
P6P6
B/C



Shadow Blue Met
67099

LD6W
E5E5
B/C



Venetian Green Pearl
67101

LD6X
M6M6
B/C



Reed Green Met
67102

LD7U
M3M3
B/C



Offroad Gray Met
67103

LD7W
2A2A
B/C



Silverstone Gray Pearl
62891

LD7X
2R2R
B/C



Platinum Gray Met
64152

VOLKSWAGEN / AUDI

B/C-Basecoat/Clearcoat Color.

These colors are intended to be used only as a reference, and may not be exact representations of mixed or applied color.

2006 CAR COLORS



(Cont'd.)

LG9D
W8W8
3 Stage



White Pearl
67571/72

LI6S
B/C



Avocado Green Pearl
74115

LI7F
B/C



Urano Gray
74114

LR1V
K6K6
B/C




Bolero Beige Met
67573

LR1W
9077
B/C



Birken Met
67574

LR5U
9962
B/C



Antibes Blue Met
67575

LR5W
SSS5
9050
B/C




Luna Blue Pearl
67576

LR6X
9963
B/C



Marais Green Met
67577

LR6Y
9966
B/C



Waterworld Pearl
67578

LR7R
9946
B/C



Cairo Gray Met
67928

LR7T
A4A4
B/C



Coucou Gray Met
67579

LR7Y
9960
B/C



Silver Atmosphere Met
67580

LR8V
L6L6
9052
B/C



Aubergine Pearl
67581

LR9A
R6R6
B/C



Campanella White
64785

LX7Z
F5F5
B/C



Dolphin Gray Pearl
64157

LY1C
1T1T



Imola Yellow
60642

LY1Q
9X9X
B/C



Dakar Beige Met
69804

LY1S
5R5R
B/C



Champagne Met
65193

LY1W
Y5Y5
B/C



Alpaka Beige Met
64155

LY2B
X3X3
B/C



Papaya Orange
67152

LY3C
4G4G
B/C



Amulet Red
60634

LY3D
G2G2
B/C



Tornado Red
34499

LY3J
C8C8
B/C



Brilliant Red
65188

LY5J
Q1Q1
B/C



Liquid Blue Met
70960

LY5S
R2R2
B/C



Aquamarine Blue Met
65191

LY7G
Q4Q4
B/C



Quartz Gray Met
70959

LY7W
5B5B
B/C



Light Silver Met
60636

LY9B
A2A2
B/C



Brilliant Black
43865

LY9D
B5B5
B/C



Arctic White
65210

LZ1Z
7Z7Z
B/C



Platinum Beige Pearl
65197

LZ3F
9C9C
B/C



Garnet Red Pearl
74032

LZ3G
6P6P
B/C



Canyon Red Pearl
69746

LZ4Z
4H4H
B/C



Venetian Violet Pearl
70231

LZ5B
X4X4
B/C



Stratos Blue Pearl
70188

LZ5C
2Y2Y
B/C



Ocean Blue Pearl
65190

LZ5D
7X7X
B/C



Night Blue Pearl
65196

LZ5F
5N5N
B/C



Sprint Blue Pearl
67154

B/C-Basecoat/Clearcoat Color.

These colors are intended to be used only as a reference, and may not be exact representations of mixed or applied color.

2006 CAR COLORS



(Cont'd.)

LZ5G
K8K8
B/C



Caribic Blue Pearl
65192

LZ5J
P7P7
B/C



Moro Blue Pearl
64164

LZ6E
3W3W
B/C



Cambridge Green Pearl
65194

LZ6Q
G7G7
B/C



Murano Green Met
69991

LZ7J
6H6H
B/C



Dolomite Gray Pearl
65189

LZ7L
1R1R
B/C



Lava Gray Pearl
69954

LZ7Q
X1X1
B/C



Oyster Gray Met
67159

LZ7R
9U9U
B/C



Northern Blue Pearl
67158

LZ9W
4Z4Z
B/C



Ebony Pearl
60637

Underhood: Volkswagen and Audi models use the exterior base color with or without clearcoat

**Model Year Designation
(10th character of VIN number)**

| Code | Year |
|------|------|
| 6 | 2006 |
| 5 | 2005 |
| 4 | 2004 |
| 3 | 2003 |
| 2 | 2002 |
| 1 | 2001 |
| Y | 2000 |
| X | 1999 |
| W | 1998 |
| V | 1997 |
| T | 1996 |
| S | 1995 |

**Volkswagen
Assembly Plant Codes
(11th character of VIN number)**

| Plant Code | Plant |
|------------|--------------------|
| 4 | Curitiba, Brazil |
| 8 | Dresden |
| D | Bratislava |
| E | Emden, Germany |
| M | Puebla, Mexico |
| P | Mosel |
| W | Wolfsburg, Germany |


**Audi
Assembly Plant Codes
(11th character of VIN number)**

| Plant Code | Plant |
|------------|---------------------|
| A | Ingolstadt, Germany |
| K | Karmann, Rhine |
| N | Neckarsulm, Germany |
| 1 | Gyor, Hungary |

2006 CAR COLORS

VOLVO


019


 Black
58716
426
B/C
 Mystic Silver Met
54863
452
B/C
 Black Sapphire Met
64568
453
3 Stage
 White Pearl
64569/70
454
B/C
 Ruby Red Met
65636
455
B/C
 Titanium Gray Pearl
65287
456
B/C
 Crystal Green Met
65637
462
B/C
 Flint Gray Met
69708
466
B/C
 Barents Blue Met
69747
467
B/C
 Magic Blue Met
69819
468
B/C
 Lava Sand Met
69823
469
B/C
 Lunar Gold Met
69863
470
B/C
 Sonic Blue Pearl
73975
471
B/C
 Willow Green Pearl
73976
476
B/C
 Brilliant Blue Pearl
73979
477
B/C
 Electric Silver Met
73980

612


 Passion Red
65286

614


 Ice White
67720

Underhood: Volvo models use the exterior base color with or without clearcoat

| Model Year Designation (10th character of VIN number) | |
|--|------|
| Code | Year |
| 6 | 2006 |
| 5 | 2005 |
| 4 | 2004 |
| 3 | 2003 |
| 2 | 2002 |
| 1 | 2001 |
| Y | 2000 |
| X | 1999 |
| W | 1998 |
| V | 1997 |
| T | 1996 |
| S | 1995 |

| Assembly Plant Codes (11th character of VIN number) | |
|--|--------------------|
| Plant Code | Plant |
| 1 | Gothenburg, Sweden |
| 2 | Gent, Belgium |
| F | Born, Netherlands |
| J | Uddevalla, Sweden |

AS32706



SHERWIN-WILLIAMS®
Automotive Finishes