



TREK

2002



Comfortable barrel chairs and a designer sofa make Trek's living area especially inviting. Your year-round comfort is assured with a 40,000 BTU LP furnace and 13,500 BTU ducted roof air conditioner. Trek's small size has another advantage: It will keep you cozy or cool regardless of the weather conditions outside.

Fun to drive and easy to own, Trek gives you full-size Class A living in a truly maneuverable and versatile coach.

TREK

When you were a child, and you were told you couldn't always get everything you want, you didn't believe it, did you?

Find everything your heart desires in the Trek by Safari. So many features are packed into Trek that it is easy to forget its convenient size.

In the Trek, find a smart coach with a big attitude, offering a wide array of amenities usually only found in larger coaches. Trek's exclusive ElectroMajic™ overhead bed eliminates the need, and the length, of a longer coach. This innovative feature allows use of the bed at night and it "disappears" into the ceiling when not in use.





SPECIFICATIONS

BODY CONSTRUCTION

Aluminum Superstructure
 Aluminum Roof
 Laminated Aluminum Sidewalls
 Front and Rear Molded Fiberglass Caps
 with Integrated Bumpers
 Full-Body Paint
 Aluminum Framed Floor with Laminated
 Structurewood
 Corrosion-Resistant Underbelly with
 Foam Insulate
 Aluminum Bay Doors with Struts
 Spacious Cargo Storage Compartments
 Heated Remote Control Side-View Mirrors
 with Turn Signals
 Exterior Assist Handle

OPTIONS

Mural

COCKPIT

Vinyl-Wrapped Fiberglass Automotive Dash
 AM/FM/CD Player with 4 Speakers
 Fog Lights
 Rear Vision System with Monitor
 Intermittent Windshield Wipers
 Tilt Steering Wheel
 Electronic Cruise Control
 Power Steering
 12V Power Port in Cockpit Area
 6-Way Power, Fabric-Upholstered Pilot Seat
 Fabric-Upholstered Co-Pilot Seat

OPTIONS

6-Way Power Co-Pilot Seat
 6-Way UltraLeather® Power Pilot
 and Co-Pilot Seats
 Air Horns
 CB Radio

APPLIANCES AND ACCESSORIES

Dometic® 8 Cu. Ft. Refrigerator
 Three-Burner Cooktop
 Convection Microwave with Touch Control
 20-Inch Stereo Color TV with Remote in
 Living Area
 TV Antenna and Booster
 Cable TV Hook-Up and Telephone Jacks

OPTIONS

Fully Automatic Digital Satellite System
 VCR
 6-Disc CD Changer

INTERIOR

Tight-Knot Alder Solid Hardwood Cabinetry
 with Golden Cherry Finish
 Solid Hardwood Raised-Panel Cabinet Doors
 Low-Friction Roller Drawer Guides
 Brass-Finished Cabinet Hardware
 Genovese® Galley Countertops with
 Integrated Sinks
 Free-Standing Dinette Table with Two Chairs
 Genovese® Bathroom Countertop with
 Integrated Sink
 Medicine Cabinet with Mirror
 Towel Bars/Rings in Bathroom
 Patented ElectroMajic™ Overhead Bed
 with Sleep Sac
 Plush Carpet and Pad in Living Room
 Two Fabric Barrel Chairs (N/A on 2480)
 Mini-Blinds in Living Room and Dining Area
 Fabric-Upholstered Restalounge® Sofa
 Wilson Art® Wood Laminate Vinyl Flooring
 in Galley and Bath Area

OPTIONS

Décor Options: Turkana (Soft Jade),
 Nyasa (Wheat), Prism (Musky Rose)
 Day/Night Shades with Black-Outs
 in Living Room
 UltraLeather® Euro-Recliner with Ottoman

ELECTRICAL SYSTEMS AND LIGHTS

50-Amp Power Cord
 Onan® 3.6 kW LP Generator
 (with Diesel Chassis)
 Onan® 4.0 kW Gasoline Microlite Generator
 (with Vortec Chassis)
 1,000-Watt Inverter with 50-Amp Charger
 Solar Charging System (20W Panel)
 Two 12V Deep Cycle Coach Batteries
 Porch Light
 Power Entry Step
 Lights in Basement Storage Compartment
 120V Receptacles Inside Storage Compartment
 Computer Hook-Up with Phone Jack in
 Dinette Area
 Decorative Dinette Light
 Fluorescent Ceiling Light in Galley
 Halogen Lights Beneath Dinette Cabinets

PLUMBING AND LP SYSTEMS

Manifold Water Control System with
 Individual Valve Controls
 6-Gallon LP Gas Water Heater
 One-Piece Fiberglass Shower
 Glass Shower Door
 Systems Compartment with Easy Access
 to Hook-Ups
 Pressurized Water Fill

HEATING, VENTS AND AIR CONDITIONING

One Dometic® 13.5M BTU Air Conditioner
 40M BTU Electronic Ignition Furnace
 Electronic AC/Heat Climate Control System
 Fantastic® 12V Attic Fan in Galley
 12V Roof Vent in Bath



WINDOWS, DOORS AND AWNINGS

Radius® Entry Door with Screen Door
 Insulated Skylight in Bathroom
 Solid Wood Pocket Door

OPTIONS

Radius® Dual-Pane Tinted Slider Windows
 Patio Awning
 Living Room Window Awning

SAFETY

Fire Extinguisher
 Deadbolt Lock on Entrance Door
 120V GFI Protected Circuit
 (Galley and Bathroom)

LP Gas Detector
 Smoke Detector
 Carbon Monoxide Detector
 Pilot and Co-Pilot Seat Belts
 Third Brake Safety Light
 Egress Window

CHASSIS/ENGINE/SUSPENSION

Workhorse® Series Chassis
 Wide Track Independent Front Suspension
 GM® Vortec 8100, 8.1 L Engine – 340 HP @
 4,200 RPM
 Gas-Charged Bilstein® Shocks
 Torque: 455 Lbs./Ft. @ 3,200 RPM
 GM Hydra-Matic 4L80E Transmission
 145-Amp Alternator

Radial Tires: 225/70R/19.5
 Stainless Steel Wheel Liners
 Four-Wheel Anti-Lock Disc Brakes
 4,000 lb. Hitch Receiver

OPTIONS

6.5L GM Diesel Engine on P-31 Chassis,
 190 HP @ 3,400 RPM, Torque:
 385 Lbs./Ft. @ 1,700 RPM
 3-Point Hydraulic Leveling System

Weights (Lbs.)

	2430	2480	2830
Gross Vehicle Weight Rating	15,000	15,000	17,000
Gross Combined Weight Rating	19,000	19,000	21,000
Gross Axle Weight Rating (Front)	6,000	6,000	6,000
Gross Axle Weight Rating (Rear)	10,000	10,000	11,000

Measurements

	2430	2480	2830
Wheelbase	158"	158"	178"
Overall Length	26' 10"	26' 10"	29' 3"
Height (with A/C)	11' 1"	11' 1"	11' 1"
Interior Height Under Majic Bed/Throughout	75"/78"	75"/78"	75"/78"
Interior Width	93"	93"	93"
Exterior Width	98"	98"	98"

Tank Capacities (Gal.)

All tank capacities are approximate. Actual "Usable Capacity" may vary as a result of variances in installation and fabrication of the tanks.

	2430	2480	2830
Water Heater	6	6	6
Gray Tank	38	40	38
Black Tank	40	38	40
Fresh Tanks	front 37 rear 37	front 37 rear 37	front 37 rear 37
LP Tank*	35	35	35
Fuel Tank	60	60	60

*Actual filled LP Capacity is 80% of listing due to safety shut off required on tank.

Due to the large variety of options and floorplan arrangements available to our customers, actual weights for each unit may differ. Safari provides a weight sticker on each unit we produce which includes that unit's tank capacities and approximate weight. Consult your local Safari dealer for unit availability and further information.

The information printed in this brochure reflects product design, fabrication, and component parts at the date of printing. The manufacturer reserves the right, at any time, to make changes in product design, material or component specifications as its sole option, without notice. This includes the substitution of compo-

ponents of a different brand or trade name which will result in comparable performance. All information printed in this brochure is subject to change after the date of printing. Some features shown or mentioned in this brochure are optional and may only be available in selected floor plans. Photographs may show props or decorations that are not standard equipment on Safari. Safari, the Safari logo and its design, are registered trademarks. All other products and company names are trademarks and/or registered trademarks of their respective holders.

While the color of the motorhome's exterior and the interior fabrics depicted in this sales brochure are fair and reasonable

depictions, the colors depicted may not be an exact match of the actual colors because of the variances in photo-processing and variances caused by inserting the photographs within the sales brochure. Due to product improvements, changes during the model year and/or transcription errors that may occur, information represented within this brochure may not be accurate at the time of your purchase. If certain information is significant to your purchasing decision, please confirm the information with your dealer prior to submitting your order.

Your towed vehicle should be equipped with auxiliary brakes if the weight of the towed load exceeds 1,000 lbs.

EXTERIOR COLORS



Trek in Blue



Trek in Green

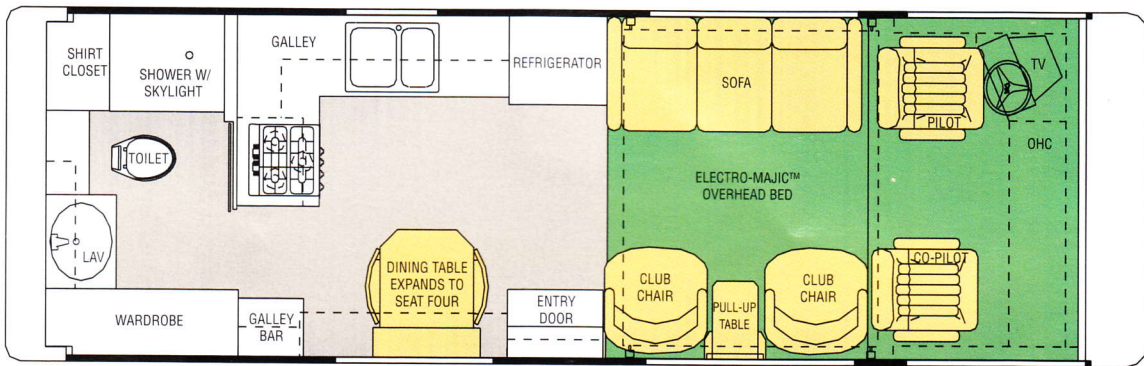


Trek in Red

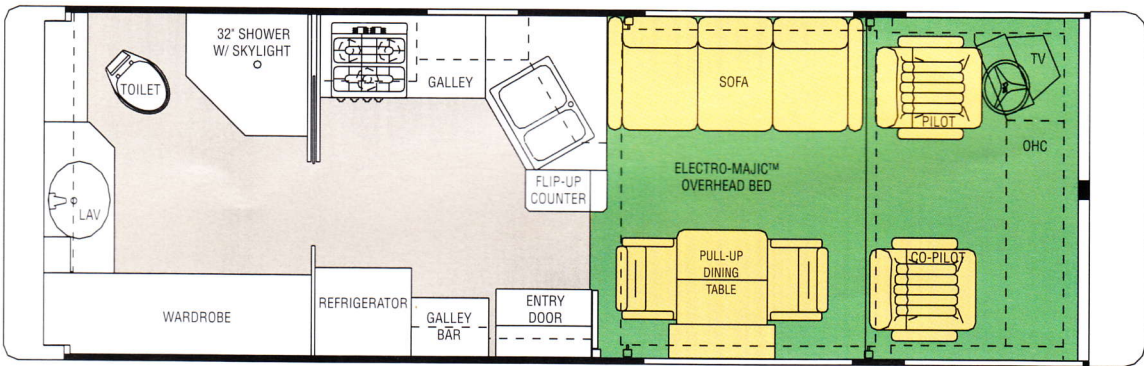
FLOORPLANS



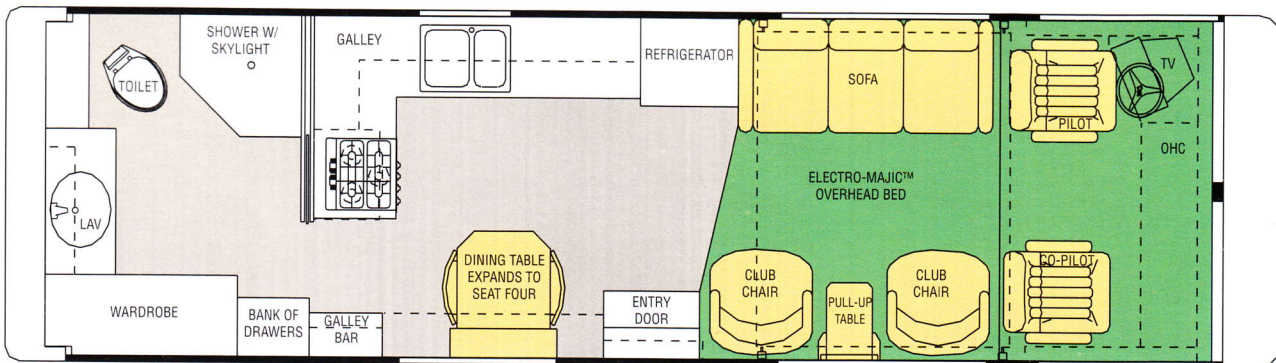
2430



2480



2830





As the proud owner of your new Trek by Safari, you will be invited to join Safari International. A chapter of FMCA, the Safari club is a gathering of enthusiasts of Safari, enjoying each other and the travel lifestyle they have found.

Discover magnificent rallies, caravans, and other events throughout the year, as well as updates on what's new with Safari. Share the joy of the RV lifestyle with friends, and it will become more rewarding each and every day.



TREK



MNC
LISTED
NYSE

BY MONACO COACH CORPORATION (NYSE: MNC) • 91320 COBURG INDUSTRIAL WAY, COBURG, OREGON 97408
TOLL FREE 1-800-634-0855 • WWW.SAFARIMOTORCOACHES.COM
FOR YOUR NEAREST DEALER CALL 1-800-458-8735