

XHILARATING.

The third generation X5 continues to deliver premium features and rugged individuality. As a Sports Activity Vehicle® (SAV®), it offers a range of technologies that maximize efficiency, driving dynamics, comfort and versatility like a true champion – both on the highway and off the beaten path .



BMW X5

EXTERIOR COLORS

UPHOLSTERY

INTERIOR TRIMS

WHEELS / TIRES

PACKAGES

TECHNICAL DATA



FLEXIBILITY, IN A SPLIT SECOND.

The split-fold-down rear seats system extends the transport versatility of your BMW. Thanks to the rear-seat backrest, which splits in a 40/20/40 ratio, various individual configurations are possible.

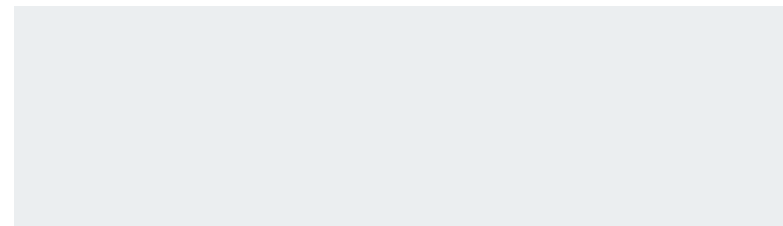


TOUCH OF CLASS.


Add a deep black, glazed ceramic finish to the iDrive Controller bezel, the ventilation and audio controls, and more. The black ceramic provides a rich, custom look and unique feel to the interior.

BMW X5 EXTERIOR COLORS

NON-METALLIC




300 Alpine White (Non-metallic)



668 Jet Black (Non-metallic)


METALLIC



416 Carbon Black Metallic




475 Black Sapphire Metallic



A52 Space Gray Metallic




A83 Glacier Silver Metallic




A89 Imperial Blue Metallic



A90 Dark Graphite Metallic



A96 Mineral White Metallic




B53 Sparkling Brown Metallic




C2P Atlas Cedar Metallic


BMW INDIVIDUAL



S34 Azurite Black Metallic



X01 Pearl Silver Metallic



X03 Ruby Black Metallic

BMW X5 UPHOLSTERY

SENSATEC




KCSW Black SensaTec

DAKOTA LEATHER




LCB8 Terra Dakota Leather




LCEW Ivory White / Black Dakota Leather



LCFY Canberra Beige / Black Dakota Leather




LCMY Mocha Dakota Leather




LCSW Black Dakota Leather

NAPPA LEATHER



NAEW Ivory White / Black Nappa Leather



NAMY Mocha Nappa Leather

BMW INDIVIDUAL



ZAFU Smoke White Extended Merino Leather



ZAML Nutmeg Extended Merino Leather



ZAN3 Taupe Extended Merino Leather



ZAP3 Criollo Brown Extended Merino Leather



ZAP5 Amaro Brown Extended Merino Leather

Leather: Leather on all seating surfaces; other components may be Leather or SensaTec.

Not all features are available on all models. Get the latest information on standard and optional features, packages and technical specifications. Visit bmwusa.com and select the BMW model of your choice.

BMW X5 INTERIOR TRIMS

INTERIOR TRIMS



4AC Poplar Wood trim



4B9 Brushed Aluminum trim



4CV FIneline Oak Wood trim




4DD FIneline Pure Textured Wood trim



4MR Aluminum Hexagon trim

BMW INDIVIDUAL



XE7 Piano Black trim

BMW X5 WHEELS / TIRES



Double Spoke Black light alloy wheels (Style 469M)
20 x 10.0 front, 20 x 11.0 rear; and 275/40 front, 315/35 rear run-flat performance tires^{1,2,3}



Double Spoke light alloy wheels (Style 469M)
20 x 10.0 front, 20 x 11.0 rear; and 275/40 front, 315/35 rear run-flat performance tires^{1,2,3}



Multi Spoke light alloy wheels (Style 448)
19 x 9.0 front and rear; and 255/50 front and rear run-flat all-season tires^{1,2}



Double Spoke Orbit Gray light alloy wheels (Style 449)
19 x 9.0 front and rear; and 255/50 front and rear run-flat all-season tires^{1,2}



Y Spoke light alloy wheels (Style 451)
20 x 10.0 front, 20 x 11.0 rear; and 275/40 front, 315/35 rear run-flat performance tires^{1,2,3}



Double Spoke light alloy wheels (Style 467M)
19 x 9.0 front and rear; and 255/50 front and rear run-flat all-season tires^{1,2}

¹ Run-flat tires do not come equipped with a spare wheel and tire.

² Driving over rough or damaged road surfaces, as well as debris, curbs and other obstacles, can cause serious damage to wheels, tires and suspension parts. This is more likely to occur with low-profile tires, which provide less cushioning between the wheel and the road. Be careful to avoid road hazards and reduce your speed, especially if your vehicle is equipped with low-profile tires.

³ Performance tires include Mobility Kit; not recommended for driving in ice and snow conditions.

BMW X5 PACKAGES

COLD WEATHER PACKAGE

Heated steering wheel
Heated rear seats
Retractable headlight washers

DRIVER ASSISTANCE PLUS

Active Blind Spot Detection
Active Driving Assistant¹
ACC with Stop & Go^{1,2} +
Active Driving Assistant¹ (optional)
Side- and Top-view Cameras
Speed Limit Info

DYNAMIC HANDLING PACKAGE

(Available on 50i)
Dynamic Damper Control +
rear-axle air suspension
Dynamic Performance Control +
Active Roll Stabilization

DRIVER ASSISTANCE PACKAGE

(Available on 35i, 35d)
Rear-view Camera
Head-up Display

LIGHTING PACKAGE

Adaptive LED Lights
Automatic high beams

IVORY WHITE INTERIOR DESIGN PACKAGE

Poplar Wood trim
(options available)
Ivory White/ Black Nappa Leather
and Black Nappa Leather
dashboard with contrast stitching
(options available)

MOCHA INTERIOR DESIGN PACKAGE

Poplar Wood trim
(options available)
Mocha Nappa Leather and
Black Nappa Leather dashboard
with contrast stitching
(options available)

LUXURY PACKAGE

Chrome-line exterior trim

PREMIUM PACKAGE

(Available on 35i, 35d)
Comfort Access keyless entry
4-zone automatic climate control
SiriusXM[®] Satellite Radio with 1-year
subscription
Wireless charging
WiFi Hotspot
Dakota Leather Upholstery

EXECUTIVE PACKAGE

(Available on 50i)
Soft-close automatic doors
Rear manual side-window shades
Leather dashboard
Ceramic controls
Head-up Display
Wireless charging
WiFi Hotspot

LUXURY SEATING PACKAGE

(Available on 35i, 35d)
Ventilated front seats
Multi-contour seats

M SPORT PACKAGE

19-inch Double Spoke wheels (Style 467M)
(options available)
Sport Automatic transmission
High-gloss roof rails
Satin Aluminum roof rails (optional)
Sport seats
Multi-contour seats (optional)
Poplar Wood trim
(options available)
M steering wheel
Aerodynamic kit
Shadowline exterior trim
Standard suspension
Adaptive M Suspension (optional)

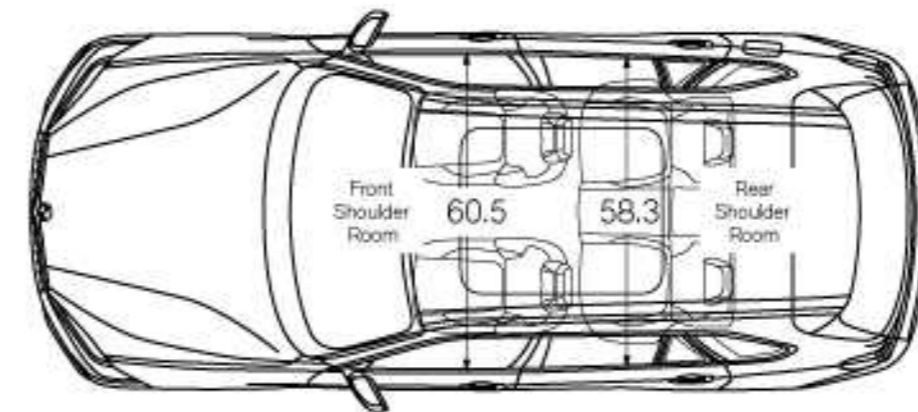
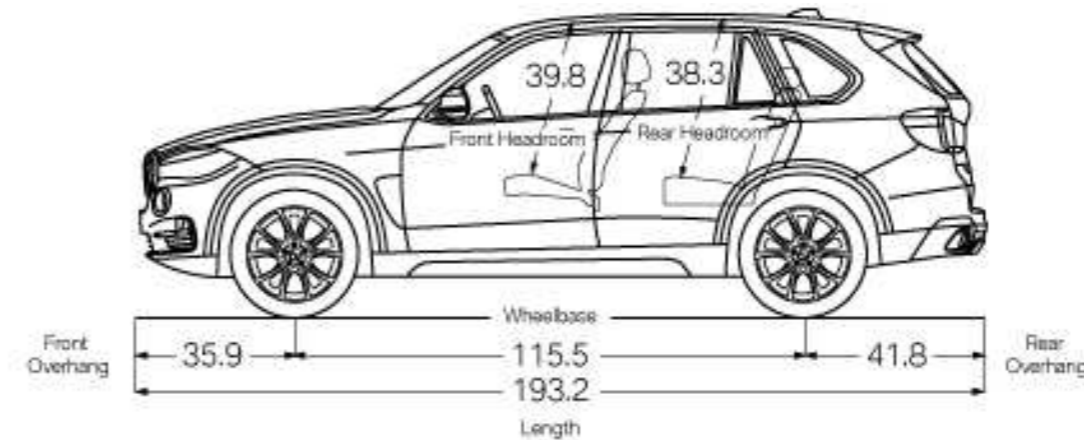
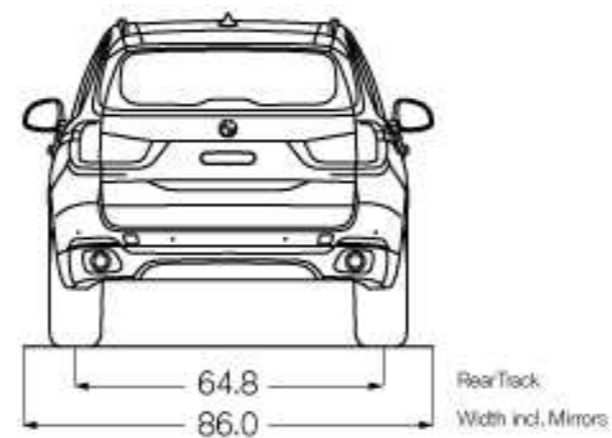
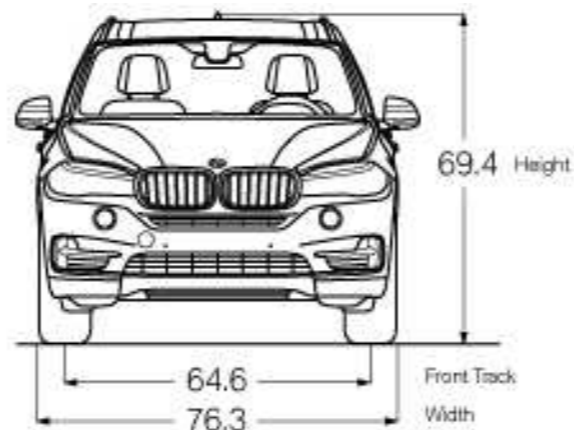
¹ Active Driving Assistant is not a substitute for the driver's own responsibility in maintaining safe control of the vehicle.

² After evaluating the road, traffic and visibility conditions, the driver must decide whether and how Active Cruise Control is to be used.

Not all features are available on all models. Get the latest information on standard and optional features, packages and technical specifications. Visit bmwusa.com and select the BMW model of your choice.

BMW X5 TECHNICAL DATA

	X5 sDrive35i	X5 xDrive35i	X5 xDrive35d	X5 xDrive50i
ENGINE	3.0-liter TwinPower Turbo inline 6-cylinder		3.0-liter TwinPower Turbo Diesel inline 6-cylinder	4.4-liter TwinPower Turbo V-8
OUTPUT @ RPM	300 hp @ 5800-6400 / 300 @ 1200-5000		255 hp @ 4000 / 413 @ 1500-3000	445 @ 5500-6000 / 480 @ 2000-4500
0-60 MPH (sec) ¹	6.1	6.1	6.5	4.7
CITY / HIGHWAY / COMBINED MPG	18/25/21	18/24/20	23/29/25	15/21/17



All dimensions in technical drawings are given in inches. Dimensions shown apply to X5 xDrive35i.

Figures subject to change. Not all packages available in all models. Please visit your BMW Retailer or bmwusa.com for the most up-to-date information.

¹BMW AG preliminary test results. Actual acceleration results may vary, depending on specification of vehicle; road and environmental conditions; testing procedures and driving style. These results should be used for comparison only and verification should not be attempted on public roads. BMW urges you to obey all posted speed laws and always wear safety belts.

Not all features are available on all models. Get the latest information on standard and optional features, packages and technical specifications. Visit bmwusa.com and select the BMW model of your choice.