



**DEPARTMENT OF THE AIR FORCE
AIR FORCE HISTORICAL RESEARCH AGENCY
MAXWELL AIR FORCE BASE, ALABAMA**

3 Feb 1999

HQ AFHRA/RSA
600 Chennault Circle
Maxwell AFB AL 36112-6424

Ms Rozetta T. Moore
AFCAA/FMR
1111 Jefferson Davis Highway, Ste 403
Arlington VA 22202

Dear Ms Moore

Thank you for your request regarding USAF Statistical Digests. We reviewed these documents from FY1964 through FY1980 and verified that they can be declassified in LAW EO 12958. The volumes up to FY1964 were already declassified. You can use this letter as authority to declassified the USAF Statistical Digests from 1945 through 1980, inclusive.

Copies of these documents are available for purchase from this Agency on 16mm microfilm, as follows:

DATES	ROLL
1945-FY1948	A1082
FY1950-53	K1057
FY1954-56	K1058
FY1957-59	K1059
FY1960-63	K1060

If you wish to order any microfilm, please let us know.

Copies may also be available from the Air Force History Support Office, Bolling AFB DC. Please let us know if we can be of further assistance.

Sincerely

ARCHIE DiFANTE
Archivist
Safe Paper Office



UNITED STATES AIR FORCE STATISTICAL DIGEST

RCS: HAF-ACM(A)7203

FISCAL YEAR 1972

TWENTY-SEVENTH EDITION


This material contains information affecting the national defense of the United States within the meaning of the Espionage Laws (Title 18, U.S.C., sections 793 and 794), the transmission or revelation of which in any manner to any unauthorized person is prohibited by law.


Retain or destroy this copy in accordance with AFR 205-1. Do not return.

PUBLICATION DATE: 15 SEPTEMBER 1973

PREPARED BY
MANAGEMENT INFORMATION DIVISION
DIRECTORATE OF MANAGEMENT ANALYSIS
COMPTROLLER OF THE AIR FORCE
HEADQUARTERS, USAF
WASHINGTON, D. C. — 20330

Classified by OPR or Source
Indicated on Individual Pages
SUBJECT TO GENERAL
DECLASSIFICATION SCHEDULE
OF EXECUTIVE ORDER 11652
AUTOMATICALLY DOWNGRADED
AT TWO YEAR INTERVALS
DECLASSIFIED ON: 31 DEC 1981






(This page is Unclassified)

B

(This page is Unclassified)



FOREWORD


This is the twenty-seventh edition of the United States Air Force Statistical Digest. It contains statistical summaries on Operations, Materiel, Budget, and related subjects. The Digest is published yearly on a fiscal year basis. Its primary function is to serve as the official compilation of USAF Statistics for each fiscal year.

Prior to the next edition, both contributors and recipients of this document will receive a survey testing its usefulness. The content must be continually essential and cost effective given the considerable expenditure of resources devoted to its publication.

All material in this document has been classified individually by the originating office. Where the classifications were made under outdated directives, they were reclassified as specified in DOD Information Security Program Regulation 5200.1-R, July 1972. Where the classification of Secret (NOFORN), Group I was used in Part VI, Military Assistance Program, NOFORN was deleted as not required by AFR 205-1.

The statistics are obtained from Air Staff offices, Headquarters USAF field extensions, Major Commands, and separate operating agencies.

Correspondence relative to the content of this document, as well as suggestions for future editions, should be addressed to the Headquarters (AF/ACMI), Washington, D.C. 20330.


JAMES D. PEWITT, Colonel, USAF
Director, Management Analysis
Comptroller of the Air Force

UNCLASSIFIED

UNCLASSIFIED

TABLE OF CONTENTS

	Page
Subject:	
FOREWORD	I - II
TABLE OF CONTENTS (U)	III - X
HISTORICAL LINEAGE OF USAF MAJOR AIR COMMANDS AND SEPARATE OPERATING AGENCIES (U)	XI - XII
OFFICE OF THE SECRETARY OF THE AIR FORCE (U)	XIII
AIR STAFF, DEPARTMENT OF THE AIR FORCE (U)	XIV
SECRETARY OF DEFENSE AND EXECUTIVES AND COMMANDERS OF THE USAF DURING FY 1972 (U)	XV - XVII
CONTINENTAL USAF INSTALLATIONS MAP (U)	XVIII
OVERSEAS USAF INSTALLATIONS MAPS (U)	XIX - XX

PART I - AIR FORCE UNITS AND CAPABILITIES

AIR FORCE UNITS AND CAPABILITIES	1 - 79
Subject:	
(U) INTRODUCTION AND DEFINITIONS (U)	1
(U) Table 1 - Active USAF Organizations By Major Air Command and Separate Operating Agency, World-wide - 30 June 1972 (C)	2 - 3
(U) Table 2 - USAF Combat and Combat Support Forces, By Kind Of Unit, By Geographical Area, World-wide, At End Of Month - FY 1972 (S)	4 - 15
(U) Table 3 - USAF Combat and Combat Support Forces, By Squadrons, By Kind Of Unit, World-wide - At End Of Quarter - FY 1972 (S)	16
(U) Table 4 - USAF Combat and Combat Support Forces, By Kind Of Unit, By Command Of Assignment, World-wide - At End Of Quarter - FY 1972 (S)	17 - 19
(U) Table 5 - USAF Combat and Combat Support Forces, Readiness Status Of Aircraft and Aircrews In Selected Kinds Of Units By Weapon Systems - At End Of Quarter - FY 1972 (S)	20 - 31
(U) Table 6 - USAF Combat and Combat Support Forces, Readiness Status Of Missiles, By Weapon Systems - At End Of Quarter - FY 1972 (S)	32 - 33
(U) Table 7 - Readiness Ratings Of USAF Combat and Combat Support Forces, By Kind Of Unit - Semiannually - FY 1972 (S)	34 - 35
(U) Table 8 - USAF Combat and Combat Support Forces, Readiness Status Of Aircraft and Aircrews By Geographical Area, World-wide - At End Of Quarter - FY 1972 (S)	36 - 71
(U) Table 9 - USAF Combat and Combat Support Forces, Readiness Status Of Aircraft and Aircrews In Southeast Asia By Weapons System - At End Of Quarter - FY 1972 (S)	72 - 79

PART II - FLIGHT OPERATIONS

FLIGHT OPERATIONS	81 - 123
Subject:	
(U) INTRODUCTION AND DEFINITIONS (U)	81 - 82
(U) Table 10 - USAF Flight Operations By Type Of Activity, World-wide, By Quarter - FY 1972 (S)	83
(U) Table 11 - USAF Flight Operations Of Active Aircraft By Mission, Design, And Series, World-wide, By Quarter - FY 1972 (S)	84 - 89
(U) Table 12 - Southeast Asia Operational Data By Mission, Design, Series Within Bases By Quarter - FY 1972 (S)	90 - 97
(U) Table 13 - Southeast Asia Operational Data By Mission, Design, Indicating Command By Quarter - FY 1972 (S)	98 - 103
(U) Table 14 - USAF Combat Sorties By Mission And Type Of Aircraft By Quarter - FY 1972 (S)	104 - 123

PART III - SAFETY

AIRCRAFT ACCIDENTS	125 - 140
Subject:	
(U) INTRODUCTION AND DEFINITIONS (U)	125
(U) Table 15 - USAF Aircraft Flight Accidents, Fatalities, And Aircraft Destroyed, By Command, World-wide - FY 1972 (FOUO)	126

TABLE OF CONTENTS (Continued)

PART III - SAFETY (Continued)

Subject: (Continued)	Page
(U) Table 16 - USAF Aircraft Flight Accidents, Fatalities, And Aircraft Destroyed, By Mission, By Command, World-wide - FY 1972 (FOUO)	127 - 130
(U) Table 17 - USAF Aircraft Flight Accidents, Fatalities, And Aircraft Destroyed, By Mission And Design Aircraft, World-wide - FY 1972 (FOUO)	131 - 133
(U) Table 18 - Major Aircraft Flight Accidents, By Mission And Design Aircraft, By Cause Factor, World-wide - FY 1972 (FOUO)	134 - 135
(U) Table 19 - Major Aircraft Flight Accidents, By Mission And Design Aircraft, By Phase Of Operation World-wide - FY 1972 (FOUO)	136 - 137
(U) Table 20 - Personnel Fatalities And Injuries In Aircraft Flight Accidents, By Mission And Design Aircraft, World-wide - FY 1972 (FOUO)	138 - 139
(U) Table 21 - Southeast Asia Aircraft Flight Accidents - FY 1972 And FY 1971 (FOUO)	140
GROUND ACCIDENTS	141 - 152
(U) INTRODUCTION AND DEFINITIONS (U)	141
INJURIES	142 - 145
(U) Table 22 - Military Personnel Disabling And Non-Disabling Injury Experience By Command World-wide - FY 1972 (U)	142
(U) Table 23 - On-Duty Military Personnel Disabling Injury Experience By Command, World-wide - FY 1972 (U)	143
(U) Table 24 - Off-Duty Military Personnel Disabling Injury Experience By Command, World-wide - FY 1972 (U)	144
(U) Table 25 - On-Duty Civilian Personnel Disabling And Non-Disabling Injury Experience By Command, World-wide - FY 1972 (U)	145
COSTS	146 - 147
(U) Table 26 - USAF Motor Vehicle Ground Accident Experience And Cost By Command, World-wide - FY 1972 (U)	146
(U) Table 27 - Ground Accident Cost Analyses By Command, World-wide - FY 1972 (U)	147
LOSSES AND COSTS	148 - 152
(U) Table 28 - Military Personnel Disabling Injury Losses And Costs Resulting From USAF Motor Vehicle Accidents, By Command, World-wide - FY 1972 (U)	148
(U) Table 29 - On-Duty Civilian Personnel Disabling Injury Losses And Costs Resulting From USAF Motor Vehicle Accidents By Command, World-wide - FY 1972 (U)	149
(U) Table 30 - Military Personnel Disabling Injury Losses And Costs Resulting From Private Motor Vehicle Accidents By Command, World-wide - FY 1972 (U)	150
(U) Table 31 - Military Personnel Disabling Injury Losses And Costs Resulting From All Other (Non-Vehicular) Accidents By Command, World-wide - FY 1972 (U)	151
(U) Table 32 - On-Duty Civilian Personnel Disabling Injury Losses And Costs Resulting From All Other (Non-Vehicular) Accidents By Command, World-wide - FY 1972 (U)	152

PART IV - MATERIEL

AIRCRAFT AND MISSILES	153 - 213
Subject:	
(U) INTRODUCTION AND DEFINITIONS (U)	153
(U) Table 33 - USAF Aircraft Acceptances Of Models In Production, By Manufacturer, By Recipient, By Month - FY 1972 (C)	154 - 156
(U) Table 34 - USAF Guided Missile, Air To Air Missile, And Target Drone Acceptances By Manufacturer, By Month - FY 1972 (C)	157

TABLE OF CONTENTS (Continued)

PART IV - MATERIEL (Continued)

Subject: (Continued)	Page
(U) Table 35 - USAF Aircraft Procurement Programs By Fiscal Year Funding - FY 1970 And Prior Through FY 1972 (C)	158 - 159
(U) Table 36 - USAF Guided Missile, Air To Air Missile, And Target Drone Procurement Programs, By Fiscal Year Funding - FY 1972 And Prior (C)	160
(U) Table 37 - USAF Aerospace Vehicle Inventory By Functional Distribution - 30 June 1972 (C)	161 - 183
(U) Table 38 - Functional Distribution Of USAF Aircraft By Mission, World-wide - At End Of Quarter - FY 1972 (C)	184 - 185
(U) Table 39 - Functional Distribution Of USAF Aircraft At End Of Quarter, And Hours Flown During Quarter, By Command, World-wide - FY 1972 (C)	186 - 188
(U) Table 40 - Functional Distribution Of USAF Missiles And Drones By Mission, Design, And Series, World-wide, By Quarter - FY 1972 (C)	189 - 192
(U) Table 41 - USAF And Component Aircraft Gains And Losses By Mission, Design, And Series, World-wide, Semiannually - FY 1972 (C)	193 - 201
(U) Table 42 - USAF Missile And Drone Gains And Losses By Mission, Design, And Series, World-wide, Semiannually - FY 1972 (C)	202 - 203
(U) Table 43 - Age (In Months) Distribution Of USAF Missiles And Drones, By Mission, Design And Series, World-wide - 30 June 1972 (C)	204 - 205
(U) Table 44 - Age (In Months) Distribution Of USAF Aircraft By Mission, Design, And Series, World-wide - 30 June 1972 (C)	206 - 213
PROPULSION UNITS	214 - 230
(U) INTRODUCTION AND DEFINITIONS (U)	214
(U) Table 45 - USAF Propulsion Unit Acceptances By Type And Recipient - FY 1972 (C)	215
(U) Table 46 - USAF Propulsion Unit Acceptances Of Models In Production By Manufacturer, By Month - FY 1972 (C)	216 - 217
(U) Table 47 - USAF Propulsion Units By Account, By Major Type, By Status, World-wide - 30 June 1972 (U)	218 - 219
(U) Table 48 - USAF Propulsion Units By Major Type, By Model, By Status, World-wide - 30 June 1972 (U)	220 - 221
(U) Table 49 - USAF Propulsion Units By Account, By Type, By Status, World-wide - 30 June 1972 (U)	222 - 230
VEHICLES	231 - 233
(U) INTRODUCTION AND DEFINITIONS (U)	231
(U) Table 50 - USAF Vehicles By Design And Application, In Use And In Storage, World-wide 30 June 1972 (U)	232
(U) Table 51 - USAF Commercial Design Vehicles In Use, By Area, World-wide - 30 June 1972 (U)	233
WAR READINESS MATERIEL	234 - 239
(U) INTRODUCTION AND DEFINITIONS (U)	234
(U) Table 52 - USAF Inventory Of Airmunition Items, World-wide (Including VAMP/LAMP) - 30 June 1972 (S)	235 - 236
(U) Table 53 - Southeast Asia Ordnance Expenditures (Excluding VAMP/LAMP) By 7th Air Force And Strategic Air Command - FY 1969 Through FY 1972 (S)	237 - 238
(U) Table 54 - Preposition And Per Cent Of Requirements Of War Readiness Materiel (WRM) For Selected Items, World-wide - 25 December 1971 And 25 July 1972 (S)	239
MACHINE TOOLS	240 - 241
(U) INTRODUCTION AND DEFINITION (U)	240
(U) Table 55 - USAF Inventory Of Metalworking Machinery By Type And Location - 30 June 1972 (U)	241

UNCLASSIFIED

TABLE OF CONTENTS (Continued)

	Page
Subject: (Continued)	
SURPLUS AND EXCESS MATERIEL	242 - 243
(U) INTRODUCTION AND DEFINITIONS (U)	242
(U) Table 56 - Excess And Surplus Personal Property Processed By The USAF, World-wide - FY 1972 (U)	243

PART IV - MATERIEL (Continued)

	Page
INSTALLATIONS	245 - 250
Subject:	
(U) INTRODUCTION AND DEFINITIONS (U)	245 - 246
(U) Table 57 - Active Installations, World-wide - 30 June 1972 (U)	247
(U) Table 58 - Air Force Real Property Data - World-wide - FY 1972 (U)	248
(U) Table 59 - Cost To U. S. Government Of Military Real Property Controlled By Department Of The Air Force, World-wide - 30 June 1972 (U)	248
(U) Table 60 - Military Real Property Acreage Controlled And Located At Department Of Air Force Installations, World-wide - 30 June 1972 (U)	249
(U) Table 61 - Government Cost Of Land Controlled By Department Of The Air Force, World-wide, 30 June 1972 (U)	249
(U) Table 62 - Maintenance And Operation Cost Of USAF Real Property By Command World-wide - FY 1972 (U)	250

PART VI - MILITARY ASSISTANCE PROGRAM (MAP)

MILITARY ASSISTANCE PROGRAM (MAP)	251 - 255
Subject:	
(U) Table 63 - Military Appropriation Service-Funded Program Formal Training Accomplishment By Type Of Training, By Recipient Country - FY 1966 Through FY 1972 (C)	251
(U) Table 64 - Military Assistance Grant Aid Program, Formal Training Accomplishment By Type Of Training, By Recipient Country, World-wide - FY 1964 Through FY 1972 (C)	252 - 255

PART VII - PERSONNEL

MILITARY PERSONNEL	257 - 310
Subject:	
(U) DEFINITIONS (U)	257 - 258
STRENGTH	259 - 283
(U) Table 65 - USAF Military Personnel Duty Location Strength By State, In The United States, At End Of Quarter - FY 1972 (U)	259 - 260
(U) Table 66 - USAF Military Personnel Duty Location Strength By Country, Overseas, At End Of Quarter - FY 1972 (C)	261 - 263
(U) Table 67 - Military Strength Of Officers By Grade In Which Serving, By Command - 30 June 1972 (U)	264
(U) Table 68 - USAF Regular And Reserve General Officers By Grade In Which Serving At End Of Quarter, World-wide - FY 1972 (U)	265
(U) Table 69 - USAF Regular General Officers By Permanent Grade, By Grade In Which Serving At End Of Quarter, World-wide - FY 1972 (U)	265
(U) Table 70 - Airman By Grade In Which Serving, By Command, World-wide - 30 June 1972 (U)	266 - 267

UNCLASSIFIED

TABLE OF CONTENTS (Continued)

PART VII - PERSONNEL (Continued)

Subject: (Continued)	Page
(U) Table 71 - USAF Officers By Grade In Which Serving, By Age, World-wide, Annually - FY 1972 (U)	268
(U) Table 72 - Average Age Of USAF Officers By Grade In Which Serving, World-wide - FY 1962 Through FY 1972 (U)	269
(U) Table 73 - USAF Military Personnel By Type, By Personnel Identity, By Command, World-wide, At End Of Quarter - FY 1972 (U)	270 - 278
(U) Table 74 - USAF Military Personnel By Grade In Which Serving, By Component, World-wide, At End Of Quarter - FY 1972 (U)	279 - 281
(U) Table 75 - USAF Regular Commissioned Officers By Grade In Which Serving, By Control Branch, World-wide - FY 1972 (U)	282
(U) Table 76 - USAF Female Personnel By Type, By Grade In Which Serving, World-wide - 30 June 1972 (U)	283
PERSONNEL BY AERONAUTICAL STATUS	284 - 288
(U) Table 77 - USAF Officers By Aeronautical Rating, On Flying Status, By Grade In Which Serving, World-wide, At End Of Quarter - FY 1972 (U)	284
(U) Table 78 - USAF Officers By Aeronautical Status, World-wide, At End Of Quarter - FY 1972 (U)	285
(U) Table 79 - USAF Officers By Aeronautical Rating, On Flying Status, By Command, World-wide - FY 1972 (U)	286 - 287
(U) Table 80 - USAF Officers On Flying Status By Aeronautical Rating, By Age, World-wide, Semiannually - 31 December 1971 And 30 June 1972 (U)	288
SPECIALTIES AND SKILL LEVEL	289 - 292
(U) Table 81 - Assigned USAF Officers By Occupational Field Based On Duty Specialty, World-wide - 30 June 1972 (U)	289
(U) Table 82 - Authorized And Assigned Permanent Party Airmen By Control AF Specialty Within Career Field, By Skill Level, World-wide, Semiannually - 31 December 1971 And 30 June 1972 (C)	290 - 292
PROMOTIONS	293
(U) Table 83 - Promotions Of Top Six Grade Airmen By Fiscal Year - FY 1968 Through FY 1972 (U)	293
GAINS, LOSSES, AND STATUS CHANGE	294 - 301
(U) Table 84 - Gains And Losses Of USAF Officers To The Active Military Strength, World-wide - FY 1972 (U)	294 - 295
(U) Table 85 - Gains, Losses And Status Changes Of Airmen To USAF Active Military Strength, World-wide - FY 1972 (U)	296 - 298
(U) Table 86 - Gains And Losses Of USAF Officers By Grade, World-wide, By Quarter - FY 1972 (U)	299
(U) Table 87 - Gains And Losses Of Airmen By Grade, World-wide, By Quarter - FY 1972 (U)	300
(U) Table 88 - Losses Of USAF Officers, By Aeronautical Status, By Age Group, World-wide - FY 1972 (U)	301
ENLISTMENTS AND REENLISTMENTS	302 - 304
(U) Table 89 - Enlistments And Reenlistments By Grade, By Sex, World-wide - FY 1972 (U)	302
(U) Table 90 - Enlistments And Reenlistments By Term Of Enlistment, By Sex, World-wide - FY 1972 (U)	302
(U) Table 91 - Enlistments By Educational Level, World-wide, By Quarter - FY 1972 (U)	303
(U) Table 92 - Non-Prior Service Enlistments By Armed Forces Qualification Test (AFQT) Mental Category, By Quarter - FY 1972 (U)	304

UNCLASSIFIED

TABLE OF CONTENTS (Continued)

	Page
Subject: (Continued)	
RETIREMENTS	305
(U) Table 93 - USAF Retired Military Personnel By Pay Grade, By Type Of Retirement, By Component - 30 June 1972 (U)	305
DISTRIBUTION OF USAF REGULAR AND NON-REGULAR LINE AND OTHER THAN LINE COMMISSIONED OFFICERS . .	306 - 307
(U) Table 94 - Distribution Of USAF Regular (Male And Female) Line And Other Than Line Commissioned Officers By Permanent Grade And Temporary Grade In Which Serving - 30 June 1972 (U)	306
(U) Table 95 - Distribution Of USAF Non-Regular (Male And Female) Line And Other Than Line Commissioned Officers By Permanent Grade And Temporary Grade In Which Serving - As Of 30 June 1972 (U)	307
OFFICER AND AIRMAN DEATHS	308 - 310
(U) Table 96 - Non-Battle Deaths Of USAF Officers By Aeronautical Rating, By Grade In Which Serving At Time Of Death, World-wide, Semiannually - FY 1972 (U)	308
(U) Table 97 - Non-Battle Deaths Of USAF Officers And Airmen By Grade In Which Serving At Time Of Death, World-wide, Semiannually - FY 1972 (U)	308
(U) Table 98 - Non-Battle Deaths Of USAF Officers By Age Group, By Grade In Which Serving At Time Of Death, World-wide, Semiannually - FY 1972 (U)	309
(U) Table 99 - Non-Battle Deaths Of Airmen By Age Group, By Grade In Which Serving At Time Of Death, World-wide, Semiannually - FY 1972 (U)	309
(U) Table 100 - Non-Battle Deaths Of USAF Officers By Age Group, By Causative Agent, World-wide, Semiannually - FY 1972 (U)	310
(U) Table 101 - Non-Battle Deaths Of Airmen By Age Group, By Causative Agent, World-wide, Semiannually - FY 1972 (U)	310
SOUTHEAST ASIA	311
(U) Table 102 - Southeast Asia Battle Deaths Of USAF Officers By Aeronautical Rating, By Grade In Which Serving At Time Of Death, Semiannually - FY 1972 (U)	311
(U) Table 103 - Southeast Asia Battle Deaths Of USAF Officers And Airmen By Grade In Which Serving At Time Of Death, Semiannually - FY 1972 (U)	311
CIVILIAN PERSONNEL	312
(U) Table 104 - Summary Of USAF Civilian Retirement Fund Transactions For The Calendar Year Ended 31 December 1971 (U)	313
<u>PART VIII - MEDICAL</u>	
MEDICAL	315 - 321
Subject:	
(U) DEFINITIONS (U)	315
(U) Table 105 - Selected Data Concerning Medical Care Provided At Fixed Air Force Medical Facilities, World-wide - FY 1968 - FY 1972 (U)	316 - 317
(U) Table 106 - Admission Rates For Major Illness Groups, By Month And Geographic Area, Air Force Personnel - FY 1968 - FY 1972 (U)	318 - 319
(U) Table 107 - Noneffective Ratios For All Causes, By Month, Air Force Personnel, World-wide - FY 1968 - FY 1972 (U)	320
(U) Table 108 - Hospitalized Ratios For All Causes, By Month, Air Force Personnel, World-wide - FY 1968 - FY 1972 (U)	320
(U) Table 109 - Number Of Individuals Completing Physiological Training According To Phase Of Training - FY 1968 - FY 1972 (U)	321

UNCLASSIFIED

TABLE OF CONTENTS (Continued)

PART IX - SECURITY AND DISCIPLINE

	Page
THE AIR FORCE CORRECTION PROGRAM	323 - 328
Subject:	
(U) INTRODUCTION AND DEFINITIONS (U)	323
(U) Table 110 - Detention Facilities Operated By Air Force Installations, Semiannually - FY 1972 (U)	324
(U) Table 111 - Air Force Prisoners - Total In Confinement, Semiannually - FY 1972 (U)	325
(U) Table 112 - Personnel In Correctional Custody, Semiannually - FY 1972 (U)	326
(U) Table 113 - Total Releases From Correctional Custody, Semiannually - FY 1972 (U)	327
(U) Table 114 - USAF Military Personnel Absent Without Leave (AWOL), Semiannually, World-wide - FY 1972 (U)	328
(U) Table 115 - Percentage Of USAF Military Personnel Absent Without Leave (AWOL), Semiannually, World-wide - FY 1972 (U)	328
OFFICE OF SPECIAL INVESTIGATIONS	329 - 332
(U) DEFINITIONS (U)	329 - 330
(U) Table 116 - Special Investigations Conducted By The Air Force Office Of Special Investigations (AFOSI), World-wide - FY 1972 (U)	331 - 332
JUDGE ADVOCATE GENERAL	333 - 336
(U) INTRODUCTION AND DEFINITIONS (U)	333
(U) Table 117 - USAF Personnel Tried By Courts-Martial And Non-Judicial Punishment Under Article 15, By Command, World-wide, By Quarter - FY 1972 (U)	334 - 335
(U) Table 118 - Rates For USAF Personnel Tried By Courts-Martial And For Non-Judicial Punishment Under Article 15, World-wide, By Quarter - FY 1972 (U)	336

PART X - COMPONENTS - AF RESERVE AND OFFICER TRAINING CORPS

AIR FORCE RESERVE	337 - 351
Subject:	
(U) INTRODUCTION AND DEFINITIONS (U)	337 - 338
(U) Table 119 - Air Force Reserve Personnel By Reserve Section, By Quarter - FY 1972 (U)	339
(U) Table 120 - Air Force Reserve Officers By Reserve Section, By Grade - 30 June 1972 (U)	340
(U) Table 121 - Air Force Reserve Airmen By Reserve Section, By Grade - 30 June 1972 (U)	341
(U) Table 122 - Air Force Reserve Officer Gains And Losses By Selected Categories For FY 1972 (U)	342
(U) Table 123 - Air Force Reserve Airmen Gains And Losses By Selected Categories For FY 1972 (U)	343
(U) Table 124 - Gains And Losses Of Air Force Reserve Pilots Assigned To The Selected Reserves At End Of FY 1970 Through FY 1972 (U)	344
(U) Table 125 - Reserve Officer Representation On Air Force Staffs - 30 June 1972 (U)	345
(U) Table 126 - Age (In Months) Distribution Of Air Force Reserve Active Aircraft By Mission, Design, And Series, World-wide - 30 June 1972 (C)	346 - 347
(U) Table 127 - Aerospace Vehicle Inventory By Functional Distribution - 30 June 1972 (C)	348 - 351
AIR NATIONAL GUARD	352 - 370
(U) DEFINITIONS	352
(U) Table 128 - Air National Guard Personnel Grade And Age Analysis - 30 June 1972 (U)	353
(U) Table 129 - Authorized And Assigned Air National Guard Personnel In Federally Recognized Units By State And The U. S. Possession Of Puerto Rico - 30 June 1972 (U)	354 - 355
(U) Table 130 - Aerospace Vehicle Inventory By Functional Distribution - 30 June 1972 (C)	356 - 363

UNCLASSIFIED

TABLE OF CONTENTS (Continued)

PART X - COMPONENTS - AF RESERVE AND OFFICER TRAINING CORPS (Continued)

	Page
Subject: (Continued)	
(U) Table 131 - Age (In Months) Distribution Of Air National Guard Active Aircraft By Mission, Design, And Series, World-wide - 30 June 1972 (C)	364 - 367
(U) Table 132 - Air National Guard Average Aircraft And Hours Flown By Quarter, World-wide - FY 1972 (S)	368 - 369
(U) Table 133 - Air National Guard Training By Type, United States And Possessions, By Quarter - FY 1972 (U)	370
RESERVE OFFICER TRAINING CORPS	371 - 376
(U) INTRODUCTION (U)	371
(U) Table 134 - AF Reserve Officer Training Corps (AFROTC) Cadet Enrollment By Institution, By Year Of Course, By State Or U. S. Possession - FY 1972 (U)	372 - 376

PART XI - FISCAL

FISCAL	377 - 392
Subject:	
(U) INTRODUCTION AND EXPLANATION OF TERMS (U)	377
(U) Table 135 - Department Of The Air Force Status Of Gross Unliquidated Obligations - Beginning And End Of FY 1972 (U)	378 - 379
(U) Table 136 - Department Of The Air Force Amounts Available For Obligation During FY 1972 Reflecting New Obligation Authority And The Application Of Prior Year Unobligated Balances (U)	380
(U) Table 137 - Department Of The Air Force Gross Expenditures And Amounts Available For Expenditures During FY 1972 (U)	381
(U) Table 138 - Department Of The Air Force Funds Available For Obligation In FY 1972 With Actual Obligations During FY 1972 (U)	382 - 385
(U) Table 139 - Department Of The Air Force Gross Expenditures Against FY 1972 Program During FY 1972 (U)	386 - 387
(U) Table 140 - Department Of The Air Force Gross Expenditures Against FY 1971 Program During FY 1972 (U)	388 - 389
(U) Table 141 - Department Of The Air Force Gross Expenditures Against FY 1970 Program During FY 1972 (U)	390 - 392
(U) Table 142 - Department Of The Air Force Gross Expenditures Against FY 1969 Program And Prior Programs During FY 1972 (U)	392

PART XII - TRANSPORTATION

TRANSPORTATION	393 - 398
Subject:	
(U) INTRODUCTION AND DEFINITIONS (U)	393
(U) Table 143 - Military Airlift Command (MAC) Selected Transport Operations Of The Single Manager Operating Agency By User - FY 1972 (U)	394
(U) Table 144 - Military Airlift Command (MAC) Selected Transport Operations Of The Single Manager Operating Agency By Activity - FY 1972 (U)	395
(U) Table 145 - Military Airlift Command Airlift Service, Industrial Fund Aircraft And Flying Hour Data - FY 1972 (U)	396
(U) Table 146 - Military Airlift Command (MAC) Cost Of Commercial Airlift Procured For Single Manager Operating Agency, By Contractor - FY 1972 (U)	397
(U) Table 147 - Statement Of Revenue And Costs - Military Airlift Command USAF Industrial Fund - FY 1972 (U)	398

LINEAGE OF USAF MAJOR COMMANDS AND SEPARATE OPERATING AGENCIES

AERONAUTICAL CHART AND INFORMATION CENTER (ACIC)

Established as Aeronautical Chart Service and assigned to Air Transport Command, 13 March 1946; reassigned to Strategic Air Command, 21 May 1947; reassigned to Air Materiel Command, 1 March 1950; redesignated USAF Aeronautical Chart and Information Service, 1 February 1951; reassigned to Military Air Transport Service, 11 May 1952; redesignated USAF Aeronautical Chart and Information Center, 1 August 1952; redesignated Aeronautical Chart and Information Center, 20 September 1954; relieved from assignment to Military Air Transport Service and made a separate operating agency, 1 July 1960; inactivated and mission transferred to Defense Mapping Agency, 30 June 1972.

AEROSPACE DEFENSE COMMAND (ADC)

Established as Air Defense Command, 21 March 1946; activated as a major command, 27 March 1946; reassigned, as an operational command, to Continental Air Command, 1 December 1948; discontinued, 1 July 1950; reestablished as a major command, 1 January 1951; redesignated Aerospace Defense Command, 15 January 1968.

AIR FORCE ACCOUNTING AND FINANCE CENTER (AFAFC)

Established as Air Force Finance Division and organized as a separate operating agency, 1 January 1951; redesignated Air Force Accounting and Finance Division, 1 September 1957; redesignated Air Force Accounting and Finance Center, 1 July 1959.

AIR FORCE AUDIT AGENCY (AFAA)

Constituted as Air Force Audit Agency and activated as a separate operating agency, 31 December 1971.

AIR FORCE COMMUNICATIONS SERVICE (AFCS)

Constituted as Army Airways Communications System Wing, 13 April 1943; activated as part of Flight Control Command, 26 April 1943; reassigned directly to Army Air Forces, 14 July 1943; redesignated Army Airways Communications System, 26 April 1944; redesignated Air Communications Service and reassigned to Air Transport Command, 13 March 1946; redesignated Airways and Air Communications Service, 11 September 1946; reassigned to Military Air Transport Service, 1 June 1948; relieved from assignment to Military Air Transport Service, elevated to a major command, and redesignated Air Force Communications Service, 1 July 1961.

AIR FORCE DATA AUTOMATION AGENCY (AFDAA)

Constituted as Air Force Data Automation Agency and activated as a separate operating agency, 29 February 1972.

AIR FORCE INSPECTION AND SAFETY CENTER (AFISC)

Constituted as Air Force Inspection and Safety Center and activated as a separate operating agency, 31 December 1971.

AIR FORCE INTELLIGENCE SERVICE (AFIS)

Constituted as Air Force Intelligence Service and activated as a separate operating agency, 27 June 1972.

AIR FORCE LOGISTICS COMMAND (AFLC)

Established as Army Air Forces Materiel and Services, 14 July 1944; organized as a major command, 17 July 1944; redesignated Army Air Forces Air Technical Service Command, 31 August 1944; redesignated Air Technical Service Command, 1 July 1945; redesignated Air Materiel Command, 9 March 1946; redesignated Air Force Logistics Command, 1 April 1961.

AIR FORCE MILITARY PERSONNEL CENTER (AFMPC)

Constituted as Air Force Military Personnel Center and activated as a separate operating agency, 31 December 1971.

AIR FORCE OFFICE OF SPECIAL INVESTIGATIONS (AFOSI)

Constituted as Air Force Office of Special Investigations and activated as a separate operating agency, 31 December 1971.

AIR FORCE RESERVE (AFRES)

Constituted as Air Force Reserve and activated as a separate operating agency, 21 June 1968; organized, 1 August 1968.

AIR FORCE SYSTEMS COMMAND (AFSC)

Established as Research and Development Command, 23 January 1950; organized as a major command, 1 February 1950; redesignated Air Research and Development Command, 16 September 1950; redesignated Air Force Systems Command, 1 April 1961.

UNCLASSIFIED

LINEAGE OF USAF MAJOR COMMANDS AND SEPARATE OPERATING AGENCIES (CONTINUED)

AIR RESERVE PERSONNEL CENTER (ARPC)

Constituted as Air Reserve Records Center, 30 November 1956; activated as part of Continental Air Command, 1 January 1957; redesignated Air Reserve Personnel Center, 1 September 1965; made a separate operating agency, 1 August 1968.

AIR TRAINING COMMAND (ATC)

Established as a major command under designation Air Corps Flying Training Command, 23 January 1942; redesignated Army Air Forces Flying Training Command, March 1942; redesignated Army Air Forces Training Command, 31 July 1943; redesignated Air Training Command, 1 July 1946.

AIR UNIVERSITY (AU)

Established as Air Service School, 1920; redesignated Air Service Field Officers' School, 10 February 1921; redesignated Air Service Tactical School, 8 November 1922; redesignated Air Corps Tactical School, 18 August 1926; discontinued, 9 October 1942; reestablished as Army Air Forces School of Applied Tactics and assigned to Army Air Forces Center, 16 October 1943; redesignated Army Air Forces School, 1 June 1945; reassigned directly to Army Air Forces and given status of major command, 29 November 1945; redesignated Air University, 12 March 1946.

ALASKAN AIR COMMAND (AAC)

Constituted as Alaskan Air Force, 28 December 1941; activated as a major command, 15 January 1942; redesignated Eleventh Air Force, 5 February 1942; redesignated Alaskan Air Command, 18 December 1945.

HEADQUARTERS COMMAND USAF (USAF HQCOMD)

Established as Bolling Field Command and organized as a major command, 15 December 1946; redesignated Headquarters Command, United States Air Force, 17 March 1948.

MILITARY AIRLIFT COMMAND (MAC)

Established as Military Air Transport Service and organized as a major command, 1 June 1948; redesignated Military Airlift Command, 1 January 1966.

Source: The Albert F. Simpson Historical Research Center, USAF, Air University, Maxwell AFB, AL

PACIFIC AIR FORCES (PACAF)

Constituted as Far East Air Forces, 31 July 1944; activated as a major command, 3 August 1944; redesignated Pacific Air Command, US Army, 6 December 1945; redesignated Far East Air Forces, 1 January 1947; redesignated Pacific Air Forces, 1 July 1957.

STRATEGIC AIR COMMAND (SAC)

Constituted as Continental Air Forces, 13 December 1944; activated as a major command, 15 December 1944; redesignated Strategic Air Command, 21 March 1946.

TACTICAL AIR COMMAND (TAC)

Established and activated as a major command, 21 March 1946; reassigned, as an operational command, to Continental Air Command, 1 December 1948; made an operational and administrative command under Continental Air Command, 20 September 1950; returned to status of major command, 1 December 1950.

UNITED STATES AIR FORCE ACADEMY (USAFA)

Established, 27 July 1954; activated as a separate operating agency, 14 August 1954.

UNITED STATES AIR FORCE SECURITY SERVICE (USAFSS)

Established, 20 October 1948; organized as a major command, 26 October 1948.

UNITED STATES AIR FORCES IN EUROPE (USAFE)

Constituted as Eighth Air Force, 19 January 1942; activated as a major command, 28 January 1942; redesignated United States Strategic Air Forces in Europe, 22 February 1944; redesignated United States Air Forces in Europe, 7 August 1945.

UNITED STATES AIR FORCES SOUTHERN COMMAND (USAFSO)

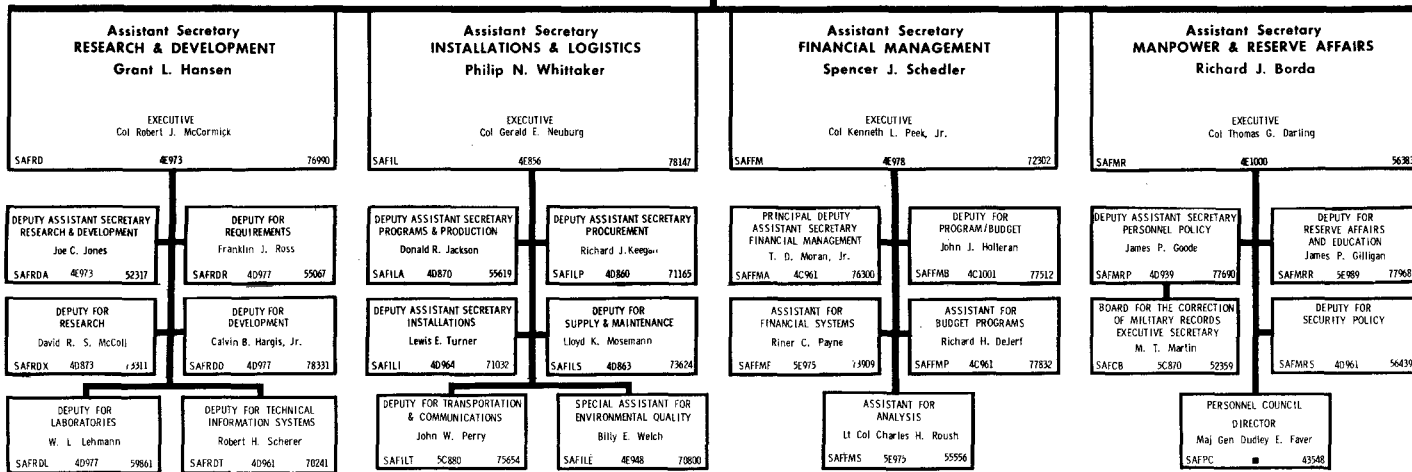

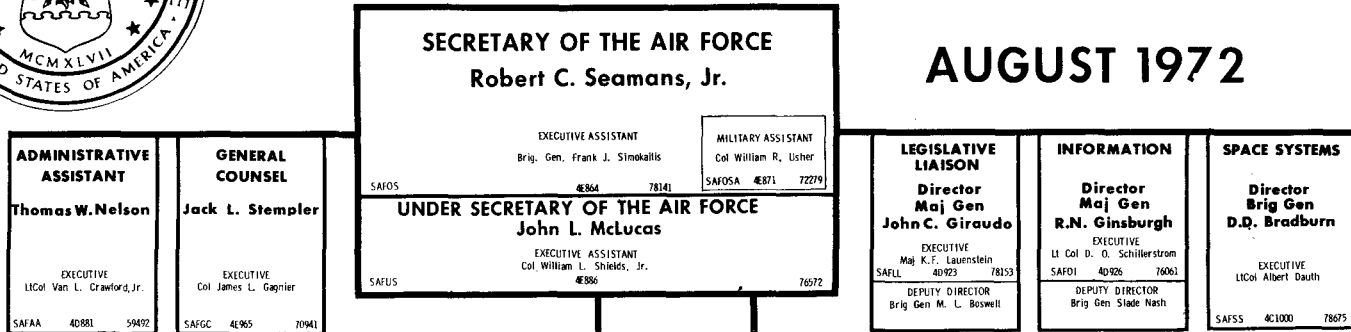
Constituted as Panama Canal Air Force, 19 October 1940; activated as a major command, 20 November 1940; redesignated Caribbean Air Force, 5 August 1941; redesignated Sixth Air Force, 5 February 1942; redesignated Caribbean Air Command, 31 July 1946; redesignated United States Air Forces Southern Command, 8 July 1963.

UNCLASSIFIED



OFFICE OF THE SECRETARY OF THE AIR FORCE


AUGUST 1972



UNCLASSIFIED

UNCLASSIFIED

AIR STAFF
DEPARTMENT OF THE AIR FORCE



CHIEF OF STAFF
GENERAL RYAN
EXECUTIVE COL LASSETER
AF/CC 4E 929 19275
VICE CHIEF OF STAFF
GENERAL WADE
EXECUTIVE COL PATR
AF/CM 4E 936 57911
ASST VICE CHIEF OF STAFF
LT GEN RUSSELL
EXECUTIVE COL WOLTERS
AF/CVA 4E 936 57911

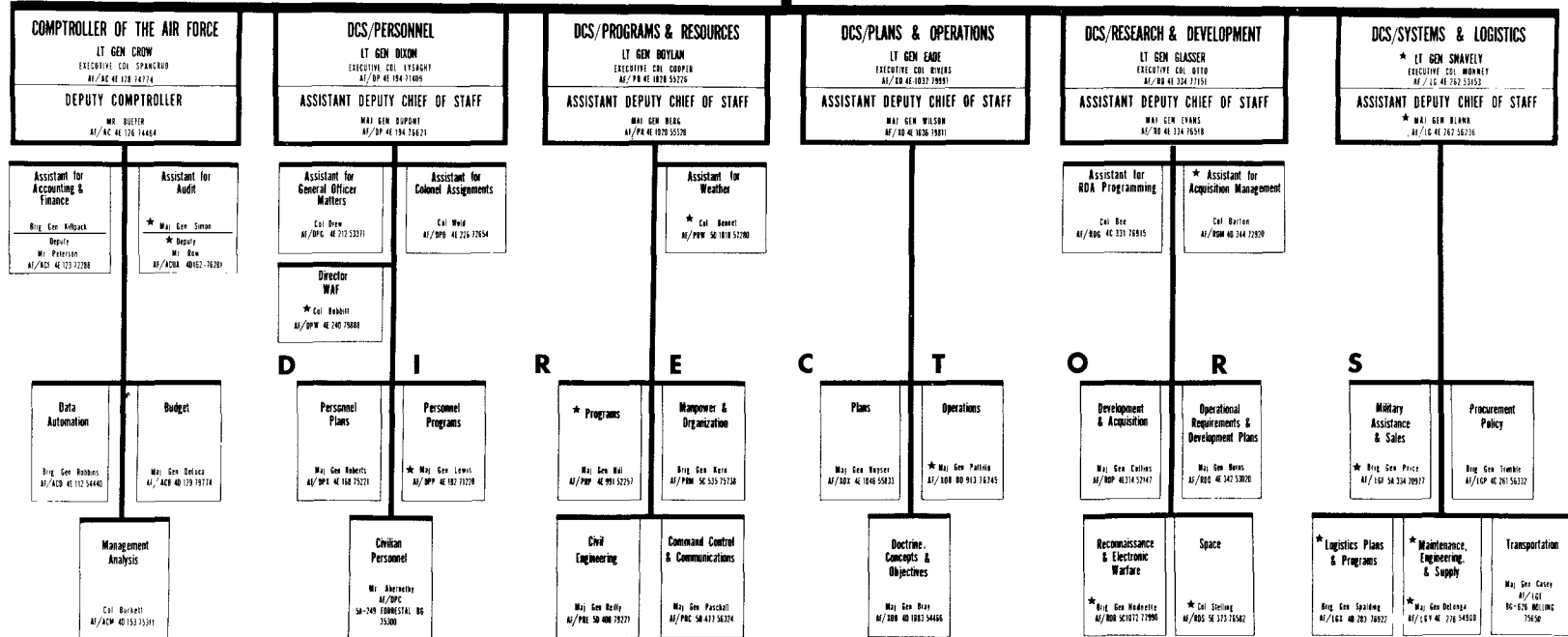
USAF SCIENTIFIC ADVISORY BOARD * CHAIRMAN DR LOHRY LT GEN GILLESPIE MAJ GEN AF/AB 4E 936 14871	CHIEF OFFICE OF AIR FORCE HISTORY BRIG GEN CONNELSON AF/WH 4E 936 23368 RE 092A FORDRESTAL BG	CHIEF OF CHAPLAINS MAJ GEN TERRY AF/CC-33215 BG-676 BOLLING AFB	THE INSPECTOR GENERAL LT GEN WILSON AF/IG 4E 1016 78733	THE JUDGE ADVOCATE GENERAL MAJ GEN CHERRY AF/JA 55700 79-012 FORDRESTAL BG	SURGEON GENERAL LT GEN PATTERSON AF/SG 35800 GA-249 FORDRESTAL BG	ASST CHIEF OF STAFF INTELLIGENCE MAJ GEN KEGAN AF/IM 4E 932 55819	ASST CHIEF OF STAFF, STUDIES & ANALYSIS BRIG GEN LYNNMAN AF/SA 4E 388 17546	CHIEF OF AIR FORCE RESERVE MAJ GEN LEWIS AF/RE 5E 916 59275	CHIEF NATIONAL GUARD BUREAU MAJ GEN GREENLEAF USA MGR, CG, 21 334 72430
--	---	---	--	--	---	--	--	--	--

CHIEF MASTER SERGEANT OF THE AIR FORCE
CMST: Aching
AF/CMSS 4E 1000 70844

CHIEF SCIENTIST
Dr. Cavitt
AF/CSM 4E 930 77844

DIRECTOR OF ADMINISTRATION
COL CORVEL
AF/DA 5A 265 55788

AF BOARD STRUCTURE
(S/SP4ACASB)
COL BRUNELLE
AF/ENX 5A 4027 78716



UNCLASSIFIED

UNCLASSIFIED

UNCLASSIFIED

XV

SECRETARY OF DEFENSE AND EXECUTIVES AND COMMANDERS OF THE UNITED STATES AIR FORCE DURING FY 1972

		<u>TENURE</u>	<u>TO</u>
		<u>FROM</u>	
SECRETARY OF DEFENSE	HON MELVIN R. LAIRD	22 Jan 1969 -	
SECRETARY OF THE AIR FORCE	HON ROBERT C. SEAMANS, JR.	15 Feb 1969 -	
Under Secretary of the Air Force	Hon. John L. McLucas	17 Mar 1969 -	
Assistant Secretary, Research and Development	Hon Grant L. Hansen	17 Mar 1969 -	
Assistant Secretary, Installation and Logistics	Hon Philip N. Whittaker	7 May 1969 -	
Assistant Secretary, Financial Management	Hon Spencer J. Schedler	24 Jun 1969 -	
Assistant Secretary, Manpower & Reserve Affairs	Hon Richard J. Borda	10 Oct 1970 -	
General Counsel	Mr. Jack L. Stempler	6 Jan 1970 -	
Administrative Assistant	Mr. Thomas W. Nelson	27 Sep 1971 -	
Legislative Liaison	Maj Gen John C. Giraudo	15 Jun 1970 -	
Information	Maj Gen Robert N. Ginsburgh Maj Gen Henry L. Hogan, III	7 Apr 1972 16 Jul 1969 -	6 Apr 1972
Space Systems	Brig Gen David D. Bradburn	June 1971 -	
Special Projects	Maj Gen Lewis Allen, Jr.	1 Apr 1971 -	
CHIEF OF STAFF	GEN JOHN D. RYAN	1 Aug 1969 -	
Vice Chief of Staff	Gen Horace M. Wade Gen John C. Meyer	1 May 1972 - 1 Aug 1969 -	30 Apr 1972
Assistant Vice Chief of Staff	Lt Gen Austin J. Russell	1 Aug 1970 -	
The Judge Advocate General	Maj Gen James S. Cheney	30 Sep 1969 -	
The Inspector General	Lt Gen Louis L. Wilson, Jr.	1 Sep 1971	
Chief of Operations Analysis	Mr. Ross S. Thackeray	18 May 1967 -	

UNCLASSIFIED

UNCLASSIFIED

XVI

SECRETARY OF DEFENSE AND EXECUTIVES AND COMMANDERS OF THE UNITED STATES AIR FORCE DURING .FY 1972 (CONTINUED)

CHIEF OF STAFF (Continued)		<u>TENURE</u>	
		<u>FROM</u>	<u>TO</u>
USAF Scientific Advisory Board	Prof. Courtland D. Perkins	1 May 1969 -	
Chief of Chaplains	Maj Gen Roy M. Terry	1 Aug 1970 -	
Surgeon General	Lt Gen Alonzo A. Towne	1 May 1970 -	
Office of Air Force Reserve	Maj Gen Homer I. Lewis	8 Apr 1971 -	
Assistant Chief of Staff, Intelligence	Maj Gen George J. Keegan, Jr. Maj Gen Rockly Triantafellu	1 Mar 1972 11 Nov 1969 -	29 Feb 1972
Assistant Chief of Staff, Studies & Analysis	Brig Gen Robert P. Lukeman Maj Gen Glenn A. Kent	10 Jan 1972 1 Aug 1968 -	9 Jan 1972
Comptroller of the Air Force	Lt Gen Duward L. Crow	17 Mar 1969 -	
Deputy Chief of Staff, Personnel	Lt Gen Robert J. Dixon	1 Aug 1970 -	
Deputy Chief of Staff, Programs & Resources	Lt Gen George S. Boylan, Jr.	1 Aug 1969 -	
Deputy Chief of Staff, Plans and Operations	Lt Gen George J. Eade	1 Apr 1971 -	
Deputy Chief of Staff, Research & Development	Lt Gen Otto J. Glasser	1 Feb 1970 -	
Deputy Chief of Staff, Systems & Logistics	Lt Gen Harry E. Goldsworthy	1 Aug 1969 -	
Office of Air Force History	Brig Gen Brian S. Gunderson Maj Gen Robert N. Ginsburgh	7 Apr 1972 - 12 Jul 1971 -	6 Apr 1972
 MAJOR COMMANDS AND SEPARATE OPERATING AGENCIES			
Aerospace Defense Command (ADC)	Lt Gen Thomas K. McGehee	1 Mar 1970 -	
Air Force Accounting and Finance Center (AFAPC)	Brig Gen Larry M. Killpack	1 Sep 1971 -	
Air Force Communications Service (AFCS)	Maj Gen Paul R. Stoney	1 Aug 1969 -	
Air Force Data Automation Agency (AFDAA)	Brig Gen Jack B. Robbins	29 Feb 1972 -	
Air Force Logistics Command (AFLC)	Gen Jack G. Merrell	29 Mar 1968 -	
Air Force Reserve (AFRES)	Maj Gen Homer I. Lewis Maj Gen Rollin B. Moore, Jr.	16 Mar 1972 - 1 Aug 1968 -	15 Mar 1972

UNCLASSIFIED

UNCLASSIFIED

XVII

SECRETARY OF DEFENSE AND EXECUTIVES AND COMMANDERS OF THE
UNITED STATES AIR FORCE DURING FY 1972 (CONTINUED)

MAJOR COMMANDS AND SEPARATE OPERATING AGENCIES (Continued)		TENURE	
		FROM	TO
Air Force Systems Command (AFSC)	Gen George S. Brown	1 Sep 1970	-
Air Reserve Personnel Center (AFRPC)	Col Benjamin S. Catlin, III	Jan 1970	-
Air Training Command (ATC)	Lt Gen George B. Simler	1 Sep 1970	- Deceased
Air University (AU)	Lt Gen Alban C. Gillem, II	1 Aug 1970	-
Alaskan Air Command (AAC)	Maj Gen Donovan F. Smith Maj Gen Joseph A. Cunningham	1 Aug 1972	- 1 Aug 1969 - 31 Jul 1972
Air Force Audit Agency (AFAA)	Maj Gen Harold C. Teubner	31 Dec 1971	-
Air Force Inspection and Safety Center (AFIS)	Maj Gen Ernest C. Hardin, Jr.	1 May 1972	-
Air Force Intelligence Service (AFISC)	Maj Gen George J. Keegan, Jr.	27 Jun 1972	-
Air Force Military Personnel Center (AFMPC)	Brig Gen Kenneth Tallman	27 Mar 1972	-
Headquarters Command, USAF (Hq Comd, USAF)	Maj Gen John L. Locke Maj Gen Nils O. Ohman	1 May 1972	- 5 Jul 1968 - 30 Apr 1972
Military Airlift Command (MAC)	Gen Jack J. Catton	1 Aug 1969	-
Pacific Air Forces (PACAF)	Gen Lucius D. Clay, Jr.	1 Aug 1971	-
Strategic Air Command (SAC)	Gen John C. Meyer Gen Bruce K. Holloway	1 May 1972	- 1 Aug 1968 - 30 Apr 1972
Tactical Air Command (TAC)	Gen William W. Momyer	1 Aug 1968	-
USAF Academy (USAFA)	Lt Gen Albert P. Clark	1 Aug 1970	-
US Air Forces in Europe (USAFE)	Gen David C. Jones	1 Sep 1971	-
USAF Security Service (USAFSS)	Maj Gen Carl W. Stapleton	1 Aug 1969	-
USAF Southern Command (USAFSO)	Maj Gen Arthur G. Salisbury Maj Gen Kenneth O. Sanborn	7 Apr 1972	- 15 Jun 1968 - 6 Apr 1972
Air Force Office of Special Investigations (AFOSI)	Brig Gen William A. Temple	1 Apr 1972	-

Source: Assistant for General Officers Matters, Deputy Chief of Staff Personnel, and Management Information Division, Directorate of Management Analysis, Comptroller of the Air Force.

UNCLASSIFIED

UNCLASSIFIED

XVII 11

USAF ACTIVE MAJOR INSTALLATIONS

BY "OPERATING COMMAND" & MAJOR TENANT COMMANDS

AS OF 10 OCTOBER 1972

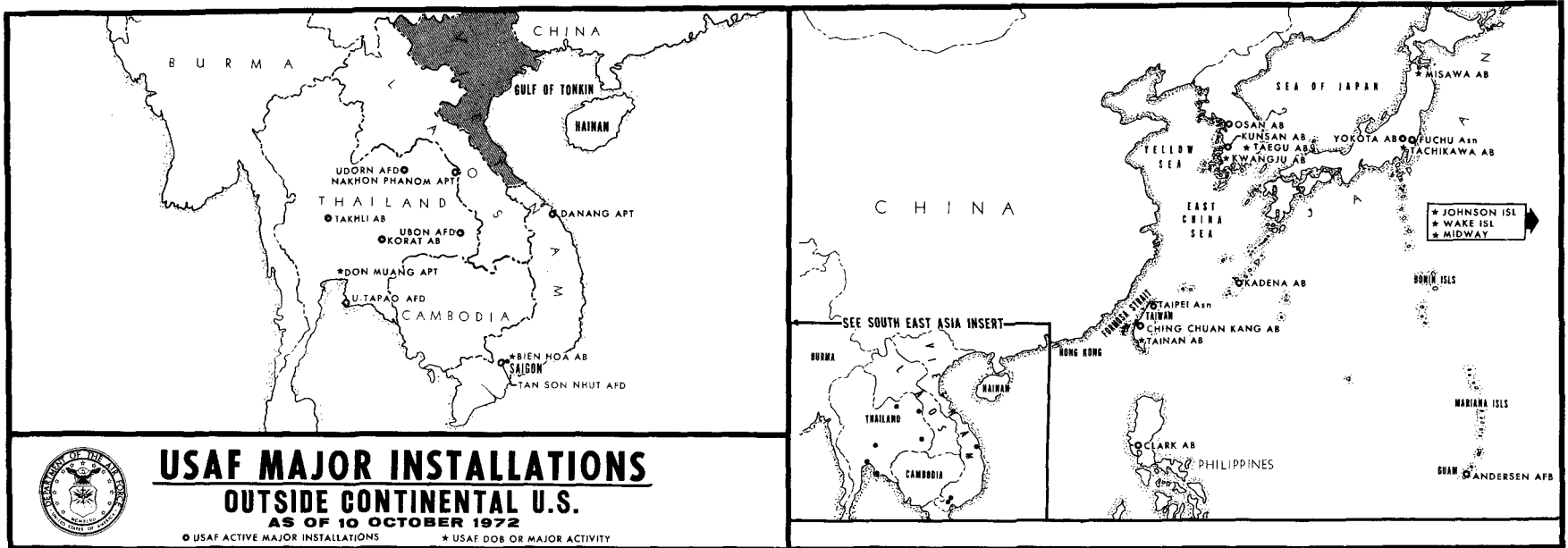


UNCLASSIFIED

UNCLASSIFIED

SOUTHEAST ASIA

PACIFIC AREA



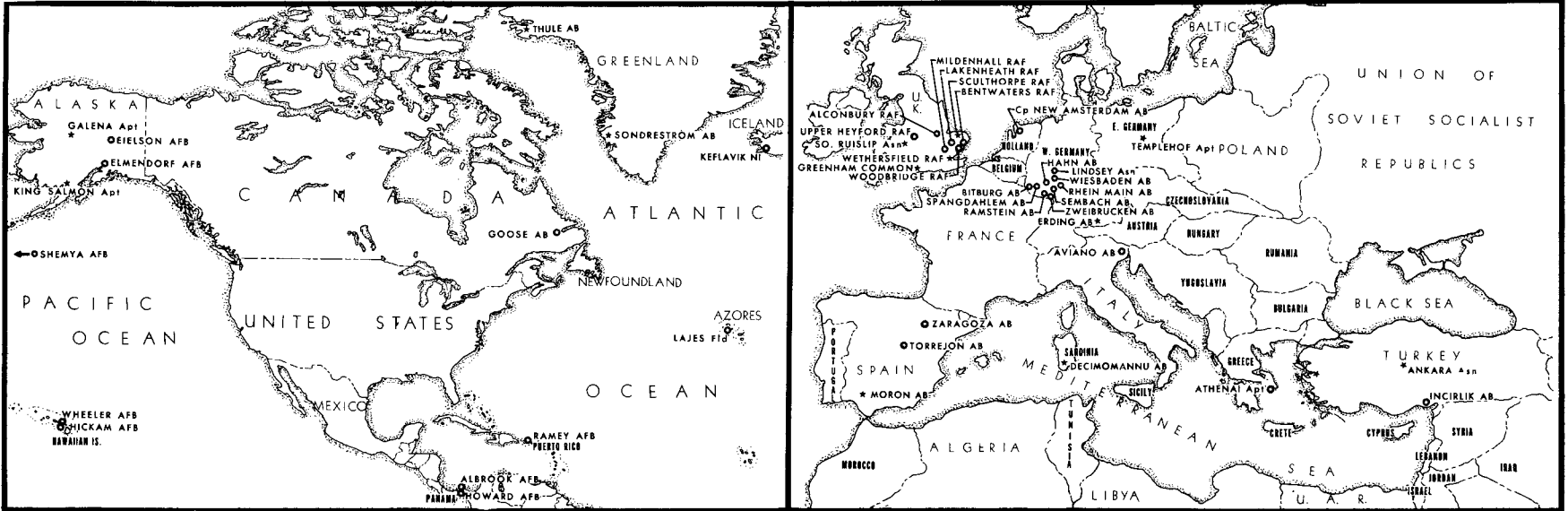
UNCLASSIFIED

UNCLASSIFIED

XX

NORTH - CENTRAL AMERICA - ATLANTIC

EUROPE - AFRICA - MIDDLE EAST



UNCLASSIFIED



Air Force Units & Capabilities

PART I

[REDACTED]
(This page is Unclassified.)

AIR FORCE UNITS AND CAPABILITIES

PART I

INTRODUCTION

Data in this section provide a summary of all USAF combat and flying support squadrons.

The tables contain data reflecting number and kind of squadrons; type of aircraft or missiles; command of assignment; deployment by geographical area; and combat readiness of squadrons, aircraft, missiles, aircrews and launch crews.

FUNCTIONS

The Forces have the following primary tasks:

STRATEGIC - OFFENSIVE - Long-range weapons delivery.

STRATEGIC - DEFENSIVE - Defending against enemy aerospace attack.

GENERAL PURPOSE - Attaining air superiority over battle areas, providing close air support, interdicting enemy supply and communications facilities and providing air logistics support.

INTELLIGENCE AND COMMUNICATIONS - Specified technical services.

AIRLIFT - Deployment of personnel and equipment and air supply.

[REDACTED]
(This page is Unclassified.)

TABLE 1 - ACTIVE USAF ORGANIZATIONS BY MAJOR AIR COMMAND

ORGANIZATION	TOTAL	AAC	ADC	AFAA	AFAFC	AFCS	AFDAA	AFIS	AFISC	AFLC	AFMPC	AFOSI
Headquarters USAF	1	-	-	-	-	-	-	-	-	-	-	-
Major Air Command and/or Separate Operating Agencies	25	1	1	1	1	1	1	1	1	1	1	1
Air Forces - Named	1	-	1	-	-	-	-	-	-	-	-	-
Air Forces - Numbered	14	-	-	-	-	-	-	-	-	-	-	-
Areas - Air Materiel	5	-	-	-	-	-	-	-	-	5	-	-
Centers - Named	34	-	1	-	-	1	3	-	-	4	-	-
Services	5	-	-	-	-	-	-	-	-	-	-	-
Divisions	27	-	6	-	-	-	-	-	-	-	-	-
Areas - Communications	5	-	-	-	-	5	-	-	-	-	-	-
Wings	151	1	2	-	-	1	-	-	-	1	-	-
Regions	8	-	-	-	-	1	-	-	-	-	-	-
Groups	244	2	20	-	-	24	-	3	-	6	-	-
Squadrons	1,978	40	125	-	-	169	-	-	-	13	-	-
Flights	34	-	-	-	-	-	-	-	-	-	-	-
Colleges and Schools	18	-	-	-	-	-	-	-	-	-	-	-
Bands	25	1	1	-	-	-	-	-	-	1	-	-
Hospitals	105	2	2	-	-	1	-	-	-	3	-	-
Dispensaries	63	1	8	-	-	-	-	-	-	2	-	-
Miscellaneous	32	-	1	-	-	-	-	-	-	3	-	-
<u>AIR RESERVE</u>												
Wings	12	-	-	-	-	-	-	-	-	-	-	-
Groups	39	-	-	-	-	-	-	-	-	-	-	-
Squadrons	279	-	-	-	-	-	-	-	-	-	-	-
Flights	283	-	-	-	-	-	-	-	-	-	-	-
Hospitals	12	-	-	-	-	-	-	-	-	-	-	-
Dispensaries	23	-	-	-	-	-	-	-	-	-	-	-

Source: Extracted and reformatted from IR-OL-40 Report, Prepared by Directorate of Manpower and Organization, by Management Information Division, Directorate of Management Analysis, Comptroller of the Air Force.

CLASSIFIED BY *PRM*
SUBJECT TO GENERAL DE-
CLASSIFICATION SCHEDULE
OF EXECUTIVE ORDER 11652
AUTOMATICALLY DOWNGRADED
AT TWO YEAR INTERVALS
DECLASSIFIED ON: 31 DEC 1979

(This page is Confidential)

AND SEPARATE OPERATING AGENCY, WORLD-WIDE - 30 JUNE 1972

AFR	AFSC	ATC	AU	HQC USAF	MAC	PAF	RPC	SAC	TAC	USAFA	AFE	USAFSO	USAFSS	ORGANIZATION
-	-	-	-	-	-	-	-	-	-	-	-	-	-	Headquarters USAF
1	1	1	1	1	1	1	1	1	1	1	1	1	1	Major Air Command and/or Separate Operating Agencies
-	-	-	-	-	-	-	-	-	-	-	-	-	-	Air Forces - Named
-	-	-	-	-	2	3	-	3	3	-	3	-	-	Air Forces - Numbered
-	-	-	-	-	-	-	-	-	-	-	-	-	-	Areas - Air Materiel
-	8	8	-	1	4	-	-	-	2	-	1	-	1	Centers - Named
-	-	1	-	1	3	-	-	-	-	-	-	-	-	Services
-	5	-	-	-	-	4	-	9	3	-	-	-	-	Divisions
-	-	-	-	-	-	-	-	-	-	-	-	-	-	Areas - Communications
-	4	14	1	2	25	15	-	46	24	-	14	-	1	Wings
3	-	-	-	3	-	-	-	-	-	-	-	-	1	Regions
1	18	35	2	10	12	15	-	31	27	-	24	1	13	Groups
3	39	249	8	50	156	198	-	403	313	3	175	10	24	Squadrons
-	1	-	1	2	4	5	-	-	11	-	10	-	-	Flights
-	1	9	4	-	-	-	-	-	2	1	-	1	-	Colleges and Schools
1	-	4	1	1	2	3	-	4	3	1	1	1	-	Bands
-	4	11	1	-	4	11	-	27	25	1	13	-	-	Hospitals
-	4	3	-	-	4	16	-	3	1	-	19	1	1	Dispensaries
-	18	-	5	2	-	1	-	-	1	-	-	-	1	Miscellaneous
12	-	-	-	-	-	-	-	-	-	-	-	-	-	<u>AIR RESERVE</u>
39	-	-	-	-	-	-	-	-	-	-	-	-	-	Wings
270	-	-	-	-	-	-	9	-	-	-	-	-	-	Groups
283	-	-	-	-	-	-	-	-	-	-	-	-	-	Squadrons
12	-	-	-	-	-	-	-	-	-	-	-	-	-	Flights
23	-	-	-	-	-	-	-	-	-	-	-	-	-	Hospitals
														Dispensaries

(This page is Confidential)

TABLE 2 - USAF COMBAT AND COMBAT SUPPORT FORCES BY KIND OF UNIT, BY
(SEE TABLE 8 ON READINESS STATUS OF AIRCRAFT)

KIND OF UNIT	JUL 1971	AUG	SEP	OCT	NOV	DEC
CONTINENTAL						
<u>STRATEGIC - OFFENSIVE</u>						
<u>Bomb - Total</u>	<u>27</u>	<u>29</u>	<u>28</u>	<u>28</u>	<u>29</u>	<u>28</u>
B-52	24	24	24	24	25	24
FB-111A	3	5	4	4	4	4
<u>Strategic Reconnaissance - Total</u>	<u>1</u>	<u>1</u>	<u>1</u>	<u>1</u>	<u>1</u>	<u>1</u>
SR-71A	1	1	1	1	1	1
<u>Air Refueling - Total</u>	<u>37</u>	<u>37</u>	<u>37</u>	<u>37</u>	<u>37</u>	<u>37</u>
KC-135A/Q	37	37	37	37	37	37
<u>Post-Attack Command Control System (PACCS) - Total</u> . .	<u>3</u>	<u>3</u>	<u>3</u>	<u>3</u>	<u>3</u>	<u>3</u>
EC-135A/C/G/L	3	3	3	3	3	3
<u>Missile Augmentation - Total</u>	<u>17</u>	<u>17</u>	<u>17</u>	<u>17</u>	<u>17</u>	<u>17</u>
AGM-28B	17	17	17	17	17	17
<u>Strategic Missile - Total</u>	<u>26</u>	<u>26</u>	<u>26</u>	<u>26</u>	<u>26</u>	<u>26</u>
LGM-25C	6	6	6	6	6	6
LGM-30B/G	10	10	10	10	10	10
LGM-30F	10	10	10	10	10	10
<u>STRATEGIC - DEFENSIVE</u>						
<u>Fighter Interceptor - Total</u>	<u>11</u>	<u>11</u>	<u>11</u>	<u>11</u>	<u>11</u>	<u>11</u>
F-106A/B	11	11	11	11	11	11
<u>Airborne Early Warning and Control - Total</u>	<u>2</u>	<u>2</u>	<u>2</u>	<u>2</u>	<u>2</u>	<u>2</u>
EC-121G/Q/T	2	2	2	2	2	2
<u>Defense System Evaluation - Total</u>	<u>2</u>	<u>2</u>	<u>2</u>	<u>2</u>	<u>2</u>	<u>2</u>
B/EB/RB-57A/B/C/E	2	2	2	2	2	2
<u>Air Defense Missile - Total</u>	<u>5</u>	<u>5</u>	<u>5</u>	<u>5</u>	<u>5</u>	<u>5</u>
CIM-10B	5	5	5	5	5	5
<u>GENERAL PURPOSE</u>						
<u>Tactical Fighter - Total</u>	<u>28</u>	<u>28</u>	<u>24</u>	<u>29</u>	<u>29</u>	<u>29</u>
A-7D	5	4	4	5	5	5
F-4D	4	4	-	4	4	4
F-4E	11	11	11	11	11	11
F-100D/F	2	2	2	2	2	2

CLASSIFIED BY Xoo
SUBJECT TO GENERAL DE-
CLASSIFICATION SCHEDULE
OF EXECUTIVE ORDER 11652
AUTOMATICALLY DOWNGRADED
AT TWO YEAR INTERVALS
DECLASSIFIED ON: 31 DEC 1981

TABLE 2 -- USAF COMBAT AND COMBAT SUPPORT FORCES BY KIND OF UNIT, BY
(SEE TABLE 8 ON READINESS STATUS OF AIRCRAFT)

KIND OF UNIT	JUL 1971	AUG	SEP	OCT	NOV	DEC
CONTINENTAL UNITED						
<u>GENERAL PURPOSE</u> (Continued)						
Tactical Fighter (Continued)						
F-105D/F/G	3	3	3	3	3	3
F-111A	3	3	3	3	3	3
F-111D	-	-	-	-	-	-
F-111E/F	-	1	1	1	1	1
<u>Tactical Reconnaissance - Total</u>	<u>6</u>	<u>6</u>	<u>6</u>	<u>6</u>	<u>6</u>	<u>6</u>
RF-4C	6	6	6	6	6	6
<u>Special Operations - Total</u>	<u>3</u>	<u>3</u>	<u>3</u>	<u>3</u>	<u>3</u>	<u>4</u>
A-37B, C/UC-123K, C-130E, UH-1N, U-10B	3	3	3	3	3	4
<u>Tactical Airlift - Total</u>	<u>12</u>	<u>12</u>	<u>12</u>	<u>12</u>	<u>12</u>	<u>12</u>
C-130E	12	12	12	12	12	12
<u>Tactical Air Control System (Other) - Total</u>	<u>2</u>	<u>2</u>	<u>2</u>	<u>2</u>	<u>3</u>	<u>3</u>
CH-3A/E	-	-	-	-	1	1
O-2A	2	2	2	2	2	2
<u>Tactical Drone Support - Total</u>	<u>1</u>	<u>1</u>	<u>1</u>	<u>1</u>	<u>1</u>	<u>1</u>
CH-3E, DC-130A	1	1	1	1	1	1
<u>INTELLIGENCE AND COMMUNICATIONS</u>						
<u>Mapping, Charting and Geodesy - Total</u>	<u>1</u>	<u>1</u>	<u>1</u>	<u>1</u>	<u>1</u>	<u>1</u>
CH-3E, RC-130A, RC-135A/B	1	1	1	1	1	1
<u>Weather Service - Total</u>	<u>2</u>	<u>2</u>	<u>2</u>	<u>2</u>	<u>2</u>	<u>2</u>
RB-57C/F	1	1	1	1	1	1
WC-130B/E, WC-135B	1	1	1	1	1	1
<u>Aerospace Rescue/Recovery - Total</u>	<u>3</u>	<u>3</u>	<u>3</u>	<u>4</u>	<u>4</u>	<u>4</u>
CH-3E, CH-53C, HH-3E, HH-43B/F, HH-53C, TH-1F/N, UH-1F/N, HC-130H/N/P	3	3	3	4	4	4
<u>National Emergency Airborne Command Post - Total</u>	<u>1</u>	<u>1</u>	<u>1</u>	<u>1</u>	<u>1</u>	<u>1</u>
EC-135J	1	1	1	1	1	1
<u>Intelligence and Communications (Other) - Total</u>	<u>4</u>	<u>3</u>	<u>3</u>	<u>3</u>	<u>3</u>	<u>3</u>
DC-130A/E	1	1	1	1	1	1
KC-135A/R, RC-135C/T/U	2	1	1	1	1	1
U-2R, WU-2C/F/G	1	1	1	1	1	1

GEOGRAPHICAL AREA, WORLD-WIDE AT END OF MONTH - FY 1972 (CONTINUED)
 AND AIRCREWS BY GEOGRAPHICAL AREA)

JAN 1972	FEB	MAR	APR	MAY	JUN	KIND OF UNIT
-------------	-----	-----	-----	-----	-----	--------------

STATES (Continued)

JAN 1972	FEB	MAR	APR	MAY	JUN	KIND OF UNIT
						<u>GENERAL PURPOSE</u> (Continued)
						Tactical Fighter (Continued)
3	3	3	3	3	3	F-105D/F/G
3	3	3	3	3	4	F-111A
-	-	-	-	1	1	F-111D
2	2	2	3	3	3	F-111E/F
<u>6</u>	<u>6</u>	<u>6</u>	<u>6</u>	<u>6</u>	<u>6</u>	<u>Tactical Reconnaissance - Total</u>
6	6	6	6	6	6	RF-4C
<u>3</u>	<u>3</u>	<u>3</u>	<u>3</u>	<u>3</u>	<u>3</u>	<u>Special Operations - Total</u>
3	3	3	3	3	3	A-37B, C/UC-123K, C-130E, UH-1N, U-10B
<u>12</u>	<u>12</u>	<u>12</u>	<u>12</u>	<u>12</u>	<u>12</u>	<u>Tactical Airlift - Total</u>
12	12	12	12	12	12	C-130E
<u>3</u>	<u>3</u>	<u>3</u>	<u>3</u>	<u>3</u>	<u>3</u>	<u>Tactical Air Control System (Other) - Total</u>
1	1	1	1	1	1	CH-3A/E
2	2	2	2	2	2	O-2A
<u>1</u>	<u>1</u>	<u>1</u>	<u>1</u>	<u>1</u>	<u>1</u>	<u>Tactical Drone Support - Total</u>
1	1	1	1	1	1	CH-3A/E, DC-130A
						<u>INTELLIGENCE AND COMMUNICATIONS</u>
<u>1</u>	<u>1</u>	<u>1</u>	<u>1</u>	<u>1</u>	<u>1</u>	<u>Mapping, Charting and Geodesy - Total</u>
1	1	1	1	1	1	CH-3E, RC-130A, RC-135A/B
<u>2</u>	<u>2</u>	<u>2</u>	<u>2</u>	<u>2</u>	<u>2</u>	<u>Weather Service - Total</u>
1	1	1	1	1	1	RB-57C/F
1	1	1	1	1	1	WC-130B/E, WC-135B
<u>4</u>	<u>4</u>	<u>3</u>	<u>4</u>	<u>4</u>	<u>4</u>	<u>Aerospace Rescue/Recovery - Total</u>
4	4	3	4	4	4	CH-3E, CH-53C, HH-3E, HH-43B/F, HH-53C, TH-1F/N, UH-1F/N, HC-130H/N/P
<u>1</u>	<u>1</u>	<u>1</u>	<u>1</u>	<u>1</u>	<u>1</u>	<u>National Emergency Air Command Post - Total</u>
1	1	1	1	1	1	EC-135J
<u>3</u>	<u>3</u>	<u>3</u>	<u>3</u>	<u>3</u>	<u>3</u>	<u>Intelligence and Communications (Other) - Total</u>
1	1	1	1	1	1	DC-130A/E
1	1	1	1	1	1	KC-135A/R, RC-135C/T/U
1	1	1	1	1	1	U-2R, WU-2C/F/G

TABLE 2 - USAF COMBAT AND COMBAT SUPPORT FORCES BY KIND OF UNIT, BY

(SEE TABLE 8 ON READINESS STATUS OF AIRCRAFT)

KIND OF UNIT	JUL 1971	AUG	SEP	OCT	NOV	DEC
CONTINENTAL UNITED						
<u>AIRLIFT</u>						
<u>Industrial Fund</u>						
<u>Military Airlift - Total</u>	<u>16</u>	<u>16</u>	<u>16</u>	<u>16</u>	<u>16</u>	<u>16</u>
C-141A	13	13	13	13	13	13
C-5A	3	3	3	3	3	3
<u>Aeromedical Airlift - Total</u>	<u>1</u>	<u>1</u>	<u>1</u>	<u>1</u>	<u>1</u>	<u>1</u>
C-9A	1	1	1	1	1	1
EUROPE (England, Germany, Italy,						
<u>GENERAL PURPOSE</u>						
<u>Tactical Fighter - Total</u>	<u>21</u>	<u>21</u>	<u>25</u>	<u>21</u>	<u>21</u>	<u>21</u>
F-100D/F	3	3	3	3	3	3
F-111E	3	3	3	3	3	3
F-4C	3	3	3	3	3	3
F-4D	5	5	9	5	5	5
F-4E	7	7	7	7	7	7
<u>Tactical Reconnaissance - Total</u>	<u>5</u>	<u>5</u>	<u>5</u>	<u>5</u>	<u>5</u>	<u>5</u>
RF-4C	5	5	5	5	5	5
<u>Tactical Electronic Warfare - Total</u>	<u>1</u>	<u>1</u>	<u>1</u>	<u>1</u>	<u>1</u>	<u>1</u>
EB-66C/E	1	1	1	1	1	1
<u>Special Operations - Total</u>	<u>1</u>	<u>1</u>	<u>1</u>	<u>1</u>	<u>1</u>	<u>1</u>
C-130E, C-47A, UH-1N	1	1	1	1	1	1
<u>Airborne Command Post (CINCEUR) - Total</u>	<u>1</u>	<u>1</u>	<u>1</u>	<u>1</u>	<u>1</u>	<u>1</u>
EC-135H	1	1	1	1	1	1
<u>INTELLIGENCE AND COMMUNICATIONS</u>						
<u>Aerospace Rescue/Recovery - Total</u>	<u>2</u>	<u>2</u>	<u>2</u>	<u>2</u>	<u>2</u>	<u>2</u>
HC-130H/N, HH-3, HH-43B/F	2	2	2	2	2	2
<u>Intelligence and Communications (Other) - Total</u>	<u>1</u>	<u>2</u>	<u>2</u>	<u>2</u>	<u>2</u>	<u>2</u>
C-130A, C-97, RC-135C	1	2	2	2	2	2

GEOGRAPHICAL AREA, WORLD-WIDE AT END OF MONTH - FY 1972 (CONTINUED)
AND AIRCREWS BY GEOGRAPHICAL AREA)

JAN 1972	FEB	MAR	APR	MAY	JUN	KIND OF UNIT
-------------	-----	-----	-----	-----	-----	--------------

STATES (Continued)

JAN 1972	FEB	MAR	APR	MAY	JUN	KIND OF UNIT
<u>16</u>	<u>16</u>	<u>17</u>	<u>17</u>	<u>17</u>	<u>16</u>	<u>AIRLIFT</u>
13	13	13	13	13	12	<u>Industrial Fund</u>
3	3	4	4	4	4	<u>Military Airlift - Total</u>
<u>1</u>	<u>1</u>	<u>1</u>	<u>1</u>	<u>1</u>	<u>1</u>	C-141A
1	1	1	1	1	1	C-5A
						<u>Aeromedical Airlift - Total</u>
						C-9A

Netherlands, Spain, Turkey)

JAN 1972	FEB	MAR	APR	MAY	JUN	KIND OF UNIT
<u>21</u>	<u>21</u>	<u>21</u>	<u>21</u>	<u>21</u>	<u>21</u>	<u>GENERAL PURPOSE</u>
2	2	2	-	-	-	<u>Tactical Fighter - Total</u>
3	3	3	3	3	3	F-100D/F
3	3	3	3	3	3	F-111E
6	6	6	8	8	8	F-4C
7	7	7	7	7	7	F-4D
<u>5</u>	<u>5</u>	<u>5</u>	<u>5</u>	<u>5</u>	<u>5</u>	F-4E
5	5	5	5	5	5	<u>Tactical Reconnaissance - Total</u>
<u>1</u>	<u>1</u>	<u>1</u>	<u>1</u>	<u>1</u>	<u>1</u>	RF-4C
1	1	1	1	1	1	<u>Tactical Electronic Warfare - Total</u>
<u>1</u>	<u>1</u>	<u>1</u>	<u>1</u>	<u>1</u>	<u>1</u>	EB-66C/E
1	1	1	1	1	1	<u>Special Operations - Total</u>
<u>1</u>	<u>1</u>	<u>1</u>	<u>1</u>	<u>1</u>	<u>1</u>	C-130E, C-47A, UH-1N
1	1	1	1	1	1	<u>Airborne Command Post (CINCEUR) - Total</u>
<u>1</u>	<u>1</u>	<u>1</u>	<u>1</u>	<u>1</u>	<u>1</u>	EC-135H
1	1	1	1	1	1	<u>INTELLIGENCE AND COMMUNICATIONS</u>
<u>2</u>	<u>2</u>	<u>1</u>	<u>2</u>	<u>2</u>	<u>2</u>	<u>Aerospace Rescue/Recovery - Total</u>
2	2	1	2	2	2	HC-130H/N, HH-3E, HH-43B/F
<u>2</u>	<u>2</u>	<u>2</u>	<u>2</u>	<u>2</u>	<u>2</u>	<u>Intelligence and Communications (Other) - Total</u>
2	2	2	2	2	2	C-130A, C-97, RC-135C

[REDACTED]

TABLE 2 — USAF COMBAT AND COMBAT SUPPORT FORCES BY KIND OF UNIT, BY
(SEE TABLE 8 ON READINESS STATUS OF AIRCRAFT)

KIND OF UNIT	JUL 1971	AUG	SEP	OCT	NOV	DEC
EUROPE (England, Germany, Italy, Netherlands,						
<u>AIRLIFT</u>						
<u>Non-Industrial Fund</u>						
<u>Tactical Aeromedical Airlift - Total</u>	<u>1</u>	<u>1</u>	<u>1</u>	<u>1</u>	<u>1</u>	<u>1</u>
C-118A, C-131A	1	1	1	1	1	1
ATLANTIC AREA (Azores, Bermuda, Green-						
<u>GENERAL PURPOSE</u>						
<u>Fighter/Attack - Total</u>	<u>1</u>	<u>1</u>	<u>1</u>	<u>1</u>	<u>1</u>	<u>1</u>
F/TF-102A	1	1	1	1	1	1
<u>Special Operations - Total</u>	<u>2</u>	<u>2</u>	<u>2</u>	<u>2</u>	<u>2</u>	<u>2</u>
A-37B, C-54G, C-118A, C/UC/VC-123K, C-2A/B, UH-1H/N	2	2	2	2	2	2
<u>INTELLIGENCE AND COMMUNICATIONS</u>						
<u>Weather Service - Total</u>	<u>1</u>	<u>1</u>	<u>1</u>	<u>1</u>	<u>1</u>	<u>1</u>
WC-130B/E	1	1	1	1	1	1
PACIFIC AREA (Guam, Hawaii, Japan, Korea, Okinawa,						
<u>STRATEGIC - OFFENSIVE</u>						
<u>Bomb - Total</u>	<u>1</u>	<u>1</u>	<u>1</u>	<u>1</u>	<u>1</u>	<u>1</u>
B-52	1	1	1	1	1	1
<u>Air Refueling - Total</u>	<u>1</u>	<u>1</u>	<u>1</u>	<u>1</u>	<u>1</u>	<u>1</u>
KC-135Q	1	1	1	1	1	1
<u>GENERAL PURPOSE</u>						
<u>Tactical Bomb - Total</u>	<u>1</u>	<u>1</u>	<u>1</u>	<u>1</u>	<u>1</u>	<u>1</u>
B-57G	1	1	1	1	1	1
<u>Tactical Fighter - Total</u>	<u>21</u>	<u>21</u>	<u>21</u>	<u>19</u>	<u>19</u>	<u>19</u>
F-105D/F/G	2	2	2	2	2	2

[REDACTED]

[REDACTED]

GEOGRAPHICAL AREA, WORLD-WIDE AT END OF MONTH - FY 1972 (CONTINUED)
AND AIRCREWS BY GEOGRAPHICAL AREA)

JAN 1972	FEB	MAR	APR	MAY	JUN	KIND OF UNIT
-------------	-----	-----	-----	-----	-----	--------------

Spain, Turkey) (Continued)

JAN 1972	FEB	MAR	APR	MAY	JUN	KIND OF UNIT
						<u>AIRLIFT</u>
						Non-Industrial Fund
<u>1</u>	<u>1</u>	<u>1</u>	<u>1</u>	<u>1</u>	<u>1</u>	<u>Tactical Aeromedical Airlift - Total</u>
1	1	1	1	1	1	C-118A, C-131A

land, Iceland, Puerto Rico, Canal Zone)

JAN 1972	FEB	MAR	APR	MAY	JUN	KIND OF UNIT
						<u>GENERAL PURPOSE</u>
<u>1</u>	<u>1</u>	<u>1</u>	<u>1</u>	<u>1</u>	<u>1</u>	<u>Fighter/Attack - Total</u>
1	1	1	1	1	1	F/TF-102A
<u>2</u>	<u>2</u>	<u>1</u>	<u>2</u>	<u>1</u>	<u>1</u>	<u>Special Operations - Total</u>
2	2	1	2	1	1	A-37B, C-54G, C-118A, C/UC/VC-123K, O-2A/B, UH-1H/N
						<u>INTELLIGENCE AND COMMUNICATIONS</u>
<u>1</u>	<u>1</u>	<u>1</u>	<u>1</u>	<u>1</u>	<u>1</u>	<u>Weather Service - Total</u>
1	1	1	1	1	1	WC-130B/E

Philippines, South Vietnam, Thailand, Taiwan)

JAN 1972	FEB	MAR	APR	MAY	JUN	KIND OF UNIT
						<u>STRATEGIC - OFFENSIVE</u>
<u>1</u>	<u>1</u>	<u>1</u>	<u>1</u>	<u>1</u>	<u>1</u>	<u>Bomb - Total</u>
1	1	1	1	1	1	B-52
<u>1</u>	<u>1</u>	<u>1</u>	<u>1</u>	<u>1</u>	<u>1</u>	<u>Air Refueling - Total</u>
1	1	1	1	1	1	KC-135Q
						<u>GENERAL PURPOSE</u>
<u>1</u>	<u>1</u>	<u>1</u>	<u>1</u>	<u>1</u>	<u>1</u>	<u>Tactical Bomb - Total</u>
1	1	1	1	1	1	B-57A
<u>19</u>	<u>19</u>	<u>19</u>	<u>19</u>	<u>19</u>	<u>17</u>	<u>Tactical Fighter - Total</u>
2	2	2	2	2	2	F-105D/F/G

[REDACTED]

TABLE 2 — USAF COMBAT AND COMBAT SUPPORT FORCES BY KIND OF UNIT, BY
(SEE TABLE 8 ON READINESS STATUS OF AIRCRAFT

KIND OF UNIT	JUL 1971	AUG	SEP	OCT	NOV	DEC
PACIFIC AREA (Guam, Hawaii, Japan, Korea, Okinawa,						
<u>GENERAL PURPOSE (Continued)</u>						
<u>Tactical Fighter (Continued)</u>						
F-4C	2	2	2	2	2	2
F-4D	13	13	13	11	11	11
F-4E	4	4	4	4	4	4
<u>Tactical Reconnaissance - Total</u>	<u>3</u>	<u>2</u>	<u>2</u>	<u>2</u>	<u>2</u>	<u>2</u>
RF-4C	3	2	2	2	2	2
<u>Tactical Electronic Warfare - Total</u>	<u>1</u>	<u>1</u>	<u>1</u>	<u>1</u>	<u>1</u>	<u>1</u>
EB-66B/C/E	1	1	1	1	1	1
<u>Special Operations - Total</u>	<u>9</u>	<u>9</u>	<u>8</u>	<u>8</u>	<u>8</u>	<u>8</u>
A-1E/G/H/J, A-37B, AC-119K, AC/C-130A/E, C-123K, C-47A, CH-3E, CH-53C, O-2B, UH-1N	9	9	8	8	8	8
<u>Tactical Airlift - Total</u>	<u>13</u>	<u>13</u>	<u>11</u>	<u>9</u>	<u>9</u>	<u>9</u>
C/UC-123K	2	2	1	1	1	1
C-130B	2	2	2	1	1	1
C-130E	4	4	4	4	4	4
C-7A	5	5	4	3	3	3
<u>Tactical Air Control System (Southeast Asia) - Total</u> .	<u>7</u>	<u>7</u>	<u>7</u>	<u>6</u>	<u>6</u>	<u>6</u>
C-130E	1	1	1	1	1	1
EC-121R	1	1	1	1	1	1
O-2A, OV-10A	4	4	4	3	3	3
QU-22B	1	1	1	1	1	1
<u>Tactical Air Control System (Other) - Total</u>	<u>1</u>	<u>2</u>	<u>2</u>	<u>2</u>	<u>2</u>	<u>2</u>
O-2A	1	2	2	2	2	2
<u>Airborne Command Post (CINCPAC) - Total</u>	<u>1</u>	<u>1</u>	<u>1</u>	<u>1</u>	<u>1</u>	<u>1</u>
EC-135P	1	1	1	1	1	1
<u>INTELLIGENCE AND COMMUNICATIONS</u>						
<u>Weather Service - Total</u>	<u>2</u>	<u>2</u>	<u>2</u>	<u>2</u>	<u>2</u>	<u>2</u>
RB-57F, WC-135B	1	1	1	1	1	1
WC-130B/E	1	1	1	1	1	1
<u>Aerospace Rescue/Recovery - Total</u>	<u>8</u>	<u>8</u>	<u>8</u>	<u>8</u>	<u>8</u>	<u>8</u>
HC-130H/N, HH-3E, HH-43B/F, HH-53C	8	8	8	8	8	8

GEOGRAPHICAL AREA, WORLD-WIDE AT END OF MONTH - FY 1972 (CONTINUED)
AND AIRCREWS BY GEOGRAPHICAL AREA)

JAN 1972	FEB	MAR	APR	MAY	JUN	KIND OF UNIT
Philippines, South Vietnam, Thailand, Taiwan) (Continued)						
GENERAL PURPOSE (Continued)						
<u>Tactical Fighter (Continued)</u>						
2	2	2	2	2	2	F-4C
11	11	11	11	11	9	F-4D
4	4	4	4	4	4	F-4E
<u>2</u>	<u>2</u>	<u>2</u>	<u>2</u>	<u>2</u>	<u>2</u>	<u>Tactical Reconnaissance - Total</u>
2	2	2	2	2	2	RF-4C
<u>1</u>	<u>1</u>	<u>1</u>	<u>1</u>	<u>1</u>	<u>1</u>	<u>Tactical Electronic Warfare - Total</u>
1	1	1	1	1	1	EB-66B/C/E
<u>8</u>	<u>8</u>	<u>6</u>	<u>6</u>	<u>6</u>	<u>6</u>	<u>Special Operations - Total</u>
8	8	6	6	6	6	A-1E/G/H/J, A-37B, AC-119K, AC/C-130A/E, C-123K, C-47A, CH-3E, CH-53C, O-2B, UH-1N
<u>8</u>	<u>8</u>	<u>8</u>	<u>6</u>	<u>6</u>	<u>6</u>	<u>Tactical Airlift - Total</u>
1	1	1	1	1	1	C/UC-123K
1	1	1	1	1	1	C-130B
4	4	4	4	4	4	C-130E
2	2	2	-	-	-	C-7A
<u>5</u>	<u>5</u>	<u>5</u>	<u>5</u>	<u>5</u>	<u>5</u>	<u>Tactical Air Control System (Southeast Asia) - Total</u>
1	1	1	1	1	1	C-130E
-	-	-	-	-	-	EC-121R
3	3	3	3	3	3	O-2A, OV-10A
1	1	1	1	1	1	QU-22B
<u>2</u>	<u>2</u>	<u>2</u>	<u>2</u>	<u>2</u>	<u>2</u>	<u>Tactical Air Control System (Other) - Total</u>
2	2	2	2	2	2	O-2A
<u>1</u>	<u>1</u>	<u>1</u>	<u>1</u>	<u>1</u>	<u>1</u>	<u>Airborne Command Post (CINCPAC) - Total</u>
1	1	1	1	1	1	EC-135P
<u>INTELLIGENCE AND COMMUNICATIONS</u>						
<u>1</u>	<u>1</u>	<u>1</u>	<u>1</u>	<u>1</u>	<u>1</u>	<u>Weather Service - Total</u>
-	-	-	-	-	-	RB-57F, WC-135B
1	1	1	1	1	1	WC-130B/E
<u>8</u>	<u>8</u>	<u>7</u>	<u>7</u>	<u>6</u>	<u>6</u>	<u>Aerospace Rescue/Recovery - Total</u>
8	8	7	7	6	6	HC-130H/N, HH-3E, HH-43B/F, HH-53C

TABLE 2 - USAF COMBAT AND COMBAT SUPPORT FORCES BY KIND OF UNIT, BY
(SEE TABLE 8 ON READINESS STATUS OF AIRCRAFT)

KIND OF UNIT	JUL 1971	AUG	SEP	OCT	NOV	DEC
PACIFIC AREA (Guam, Hawaii, Japan, Korea, Okinawa,						
<u>INTELLIGENCE AND COMMUNICATIONS</u> (Continued)						
<u>Intelligence and Communications (Other) - Total</u> . . .	<u>4</u>	<u>4</u>	<u>4</u>	<u>4</u>	<u>3</u>	<u>3</u>
DC-130A/E, KC-135A/R, RC-135C/U, U-2R, WU-2C/F/G .	4	4	4	4	3	3
<u>AIRLIFT</u>						
Non-Industrial Fund						
<u>Tactical Aeromedical Airlift - Total</u>	<u>1</u>	<u>1</u>	<u>1</u>	<u>1</u>	<u>1</u>	<u>1</u>
C-9A, C-118A, C-124C	1	1	1	1	1	1
ALAS-						
<u>GENERAL PURPOSE</u>						
<u>Tactical Fighter - Total</u>	<u>1</u>	<u>1</u>	<u>1</u>	<u>1</u>	<u>1</u>	<u>1</u>
F-4E	1	1	1	1	1	1
<u>Tactical Airlift - Total</u>	<u>1</u>	<u>1</u>	<u>1</u>	<u>1</u>	<u>1</u>	<u>1</u>
C-130A/D	1	1	1	1	1	1
<u>Tactical Air Control System (Other) - Total</u>	<u>1</u>	<u>1</u>	<u>1</u>	<u>1</u>	<u>1</u>	<u>1</u>
O-2A	1	1	1	1	1	1
<u>INTELLIGENCE AND COMMUNICATIONS</u>						
<u>Aerospace Rescue/Recovery - Total</u>	<u>1</u>	<u>1</u>	<u>1</u>	<u>1</u>	<u>1</u>	<u>1</u>
HC-130H/N	1	1	1	1	1	1
<u>Intelligence and Communications (Other) - Total</u> . . .	<u>1</u>	<u>1</u>	<u>1</u>	<u>1</u>	<u>1</u>	<u>1</u>
RC-135D/S	1	1	1	1	1	1

Source: Extracted and reformatted from FORSTAT Data by Management Information Division, Directorate of Management Analysis, Comptroller of the Air Force.

GEOGRAPHICAL AREA, WORLD-WIDE AT END OF MONTH - FY 1972 (CONTINUED)
 AND AIRCREWS BY GEOGRAPHICAL AREA)

JAN 1972	FEB	MAR	APR	MAY	JUN	KIND OF UNIT
-------------	-----	-----	-----	-----	-----	--------------

Philippines, South Vietnam, Thailand, Taiwan) (Continued)

<u>3</u>	<u>3</u>	<u>3</u>	<u>3</u>	<u>3</u>	<u>3</u>	INTELLIGENCE AND COMMUNICATIONS (Continued)
3	3	3	3	3	3	<u>Intelligence and Communications (Other) - Total</u>
						DC-130A/E, KC-135A/R, RC-135C/U, U-2R, WU-2C/F/G
						<u>AIRLIFT</u>
<u>1</u>	<u>1</u>	<u>1</u>	<u>1</u>	<u>1</u>	<u>1</u>	Non-Industrial Fund
1	1	1	1	1	1	<u>Tactical Aeromedical Airlift - Total</u>
						C-9A, C-118A, C-124C

KA

<u>1</u>	<u>1</u>	<u>1</u>	<u>1</u>	<u>1</u>	<u>1</u>	<u>GENERAL PURPOSE</u>
1	1	1	1	1	1	<u>Tactical Fighter - Total</u>
						F-4E
<u>1</u>	<u>1</u>	<u>1</u>	<u>1</u>	<u>1</u>	<u>1</u>	<u>Tactical Airlift - Total</u>
1	1	1	1	1	1	C-130A/D
<u>1</u>	<u>1</u>	<u>1</u>	<u>1</u>	<u>1</u>	<u>1</u>	<u>Tactical Air Control System (Other) - Total</u>
1	1	1	1	1	1	O-2A
						<u>INTELLIGENCE AND COMMUNICATIONS</u>
<u>1</u>	<u>1</u>	<u>1</u>	<u>1</u>	<u>1</u>	<u>1</u>	<u>Aerospace Rescue/Recovery - Total</u>
1	1	1	1	1	1	HC-130H/N
<u>1</u>	<u>1</u>	<u>1</u>	<u>1</u>	<u>1</u>	<u>1</u>	<u>Intelligence and Communications (Other) - Total</u>
1	1	1	1	1	1	RC-135D

TABLE 3 -- USAF COMBAT AND COMBAT SUPPORT FORCES, BY SQUADRON.
BY KIND OF UNIT, WORLD-WIDE -- AT END OF QUARTER -- FY 1972

KIND OF UNIT	30 SEP 1971	31 DEC 1971	31 MAR 1972	30 JUN 1972
<u>STRATEGIC - OFFENSIVE</u>				
Bomb, Heavy	25	25	26	26
Bomb, Medium	4	4	4	4
Strategic Reconnaissance	1	1	1	1
Air Refueling	38	38	38	38
Missile Augmentation (AGM-28) (B-52 Squadrons)	17	17	17	17
Strategic Missile	26	26	26	27
Post Attack Command Control System	3	3	3	3
<u>STRATEGIC - DEFENSIVE</u>				
Fighter Interceptor ^{a/}	11	11	11	9
Airborne Early Warning and Control	2	2	2	2
Defense System Evaluation	2	2	2	2
Air Defense Missile	5	5	5	3
<u>GENERAL PURPOSE</u>				
Tactical Bomb	1	1	1	1
Tactical Fighter	71	70	72	73
Fighter Attack ^{a/}	1	1	1	1
Tactical Reconnaissance	13	13	13	13
Tactical Electronic Warfare	2	2	2	2
Special Operations	14	14	14	12
Tactical Airlift	24	22	21	19
Tactical Air Control System (Southeast Asia)	7	6	5	5
Tactical Air Control System (Other)	5	6	6	6
Tactical Drone Support	1	1	1	1
Airborne Command Post (CINCS)	2	2	2	2
<u>INTELLIGENCE AND COMMUNICATIONS</u>				
Mapping, Charting and Geodesy	1	1	1	1
Weather Service	5	5	4	4
Aerospace Rescue/Recovery	14	15	16	15
National Emergency Airborne Command Post	1	1	1	1
Intelligence and Communications (Other)	10	9	9	9
<u>AIRLIFT</u>				
<u>Non-Industrial Fund</u>				
Tactical Aeromedical Airlift	2	2	2	2
<u>Industrial Fund</u>				
Military Airlift	16	16	17	16
Aeromedical Airlift	1	1	1	1

a/ Fighter Interceptor, F/TF-102A, in Iceland included in General Purpose Forces, Fighter/Attack.

Source: Extracted and reformatted from FORSTAT Data by Management Information Division, Directorate of Management Analysis, Comptroller of the Air Force.

CLASSIFIED BY X00
SUBJECT TO GENERAL DE-
CLASSIFICATION SCHEDULE
OF EXECUTIVE ORDER 11652
AUTOMATICALLY DOWNGRADED
AT TWO YEAR INTERVALS
DECLASSIFIED ON: 31 DEC 1981

TABLE 4 - USAF COMBAT AND COMBAT SUPPORT FORCES, BY KIND OF UNIT, BY COMMAND OF ASSIGNMENT, WORLD-WIDE - AT END OF QUARTER - FY 1972

KIND OF UNIT	30 SEP 1971	31 DEC 1971	31 MAR 1972	30 JUN 1972
<u>AEROSPACE DEFENSE COMMAND</u>				
<u>STRATEGIC - DEFENSIVE</u>				
Fighter Interceptor <u>a/</u>	11	11	11	9
Airborne Early Warning and Control	2	2	2	2
Defense System Evaluation	2	2	2	2
Air Defense Missile	5	5	5	3
<u>GENERAL PURPOSE</u>				
Fighter/Attack <u>a/</u>	1	1	1	1
<u>USAF SOUTHERN COMMAND</u>				
<u>GENERAL PURPOSE</u>				
Special Operations	2	2	1	1
<u>ALASKAN AIR COMMAND</u>				
<u>GENERAL PURPOSE</u>				
Tactical Fighter	1	1	1	1
Tactical Airlift	1	1	1	1
Tactical Air Control System (Other)	1	1	1	1
<u>HEADQUARTERS COMMAND, USAF</u>				
<u>INTELLIGENCE AND COMMUNICATIONS</u>				
National Emergency Airborne Command Post	1	1	1	1

CLASSIFIED BY X00
 SUBJECT TO GENERAL DE-
 CLASSIFICATION SCHEDULE
 OF EXECUTIVE ORDER 11652
 AUTOMATICALLY DOWNGRADED
 AT TWO YEAR INTERVALS
 DECLASSIFIED ON: 31 DEC 1981

TABLE 4 - USAF COMBAT AND COMBAT SUPPORT FORCES, BY KIND OF UNIT, BY COMMAND OF ASSIGNMENT, WORLD-WIDE - AT END OF QUARTER - FY 1972 (CONTINUED)

KIND OF UNIT	30 SEP 1971	31 DEC 71	31 MAR 72	30 JUN 72
<u>MILITARY AIRLIFT COMMAND</u>				
<u>INTELLIGENCE AND COMMUNICATIONS</u>				
Mapping, Charting and Geodesy	1	1	1	1
Weather Service	5	5	4	4
Aerospace Rescue/Recovery	15	16	13	13
<u>AIRLIFT</u>				
<u>Industrial Fund</u>				
Military Airlift	16	16	17	16
Aeromedical Airlift	1	1	1	1
<u>PACIFIC AIR FORCES</u>				
<u>GENERAL PURPOSE</u>				
Tactical Bomb	1	1	1	1
Tactical Fighter	21	19	22	17
Tactical Reconnaissance	2	2	2	2
Tactical Electronic Warfare	1	1	1	1
Special Operations	8	8	6	6
Tactical Airlift	11	9	8	6
Tactical Air Control System (Southeast Asia)	7	6	5	5
Tactical Air Control System (Other)	2	2	2	2
Airborne Command Post (CINC)	1	1	1	1
<u>INTELLIGENCE AND COMMUNICATIONS</u>				
Intelligence and Communications (Other)	3	2	2	2
<u>AIRLIFT</u>				
<u>Non-Industrial Fund</u>				
Tactical Aeromedical Airlift	1	1	1	1
<u>STRATEGIC AIR COMMAND</u>				
<u>STRATEGIC - OFFENSIVE</u>				
Bomb, Heavy	25	25	26	26
Bomb, Medium	4	4	4	4
Strategic Reconnaissance	1	1	1	1
Air Refueling	38	38	38	38
Missile Augmentation	17	17	17	17
Strategic Missile	26	26	26	26
Post Attack Command Control System	3	3	3	3

TABLE 4 - USAF COMBAT AND COMBAT SUPPORT FORCES, BY KIND OF UNIT, BY COMMAND OF ASSIGNMENT, WORLD-WIDE - AT END OF QUARTER - FY 1972 (CONTINUED)

KIND OF UNIT	30 SEP 71	31 DEC 71	31 MAR 72	30 JUN 72
<u>STRATEGIC AIR COMMAND (Continued)</u>				
<u>INTELLIGENCE AND COMMUNICATIONS</u>				
Intelligence and Communications (Other)	5	5	5	5
<u>TACTICAL AIR COMMAND</u>				
<u>GENERAL PURPOSE</u>				
Tactical Fighter	24	29	31	34
Tactical Reconnaissance	6	6	6	6
Special Operations	3	4	3	3
Tactical Airlift	10	10	11	12
Tactical Air Control System (Other)	1	3	3	3
Tactical Drone Support	1	1	1	1
<u>US AIR FORCES IN EUROPE</u>				
<u>GENERAL PURPOSE</u>				
Tactical Fighter	25	21	21	21
Tactical Reconnaissance	5	5	5	5
Tactical Electronic Warfare	1	1	1	1
Special Operations	1	1	1	1
Airborne Command Post (CINCS)	1	1	1	1
<u>INTELLIGENCE AND COMMUNICATIONS</u>				
Intelligence and Communications (Other)	2	2	2	2
<u>AIRLIFT</u>				
<u>Non-Industrial Fund</u>				
Tactical Aeromedical Aircraft	1	1	1	1

a/ Fighter Interceptor, F/TF-102A, in Iceland included in General Purpose, Fighter/Attack.

Source: Extracted and reformatted from FORSTAT Data by Management Information Division, Directorate of Management Analysis, Comptroller of the Air Force.

TABLE 5 - USAF COMBAT AND COMBAT SUPPORT FORCES, READINESS STATUS OF AIRCRAFT AND AIRCREWS IN SELECTED KINDS OF UNITS BY WEAPON SYSTEMS - AT END OF QUARTER - FY 1972

WEAPON SYSTEM	SQUADRONS ORGANIZED	SQUADRONS EQUIPPED	AIRCRAFT			AIRCREWS		
			Authorized	Possessed	Ready	Authorized	Formed	Ready
<u>30 SEPTEMBER 1971</u>								
<u>STRATEGIC - OFFENSIVE</u>								
Bomb - Total	29	29	448	476	455	678	578	548
B-52	25	25	382	420	413	569	507	487
FB-111A	4	4	66	56	42	109	71	61
Strategic Reconnaissance - Total . .	1	1	16	13	13	14	15	14
SR-71A	1	1	16	13	13	14	15	14
Air Refueling - Total	38	38	615	615	611	963	799	780
KC-135A/Q	38	38	615	615	611	963	799	780
Post Attack Command and Control System (PACCS) - Total	3	3	29	28	27	50	44	44
EC-135A/C/G/L	3	3	29	28	27	50	44	44
<u>STRATEGIC - DEFENSIVE</u>								
Fighter Interceptor - Total	11	11	198	194	119	262	223	219
F-106A/B	11	11	198	194	119	262	223	219
Airborne Early Warning and Control - Total	2	2	18	17	10	34	27	20
EC-121T	2	2	18	17	10	34	27	20
Defense System Evaluation - Total . .	2	2	2	46	30	62	65	64
B/EB/RB-57A/B/C/E	2	2	2	46	30	62	65	64
<u>GENERAL PURPOSE</u>								
Tactical Bomber - Total	1	1	10	10	7	15	16	16
B-57G	1	1	10	10	7	15	16	16
Tactical Fighter - Total	71	71	1,473	1,447	1,062	1,883	1,566	1,292
A-7D	4	4	96	89	54	120	81	68
F-4C	5	5	120	108	75	154	133	111
F-4D	22	22	456	438	336	597	519	472
F-4E	23	23	438	457	365	559	465	349
F-100D/F	5	5	101	111	92	128	116	108
F-105D/F/G	5	5	96	97	64	120	102	94
F-111A	3	3	74	65	39	90	74	55
F-111D	-	-	-	-	-	-	-	-
F-111E/F	4	4	92	82	37	115	76	35

CLASSIFIED BY X00
SUBJECT TO GENERAL DE-
CLASSIFICATION SCHEDULE
OF EXECUTIVE ORDER 11652
AUTOMATICALLY DOWNGRADED
AT TWO YEAR INTERVALS
DECLASSIFIED ON: 31 DEC 1981

TABLE 5 - USAF COMBAT AND COMBAT SUPPORT FORCES, READINESS STATUS OF AIRCRAFT AND AIRCREWS IN SELECTED KINDS OF UNITS BY WEAPON SYSTEMS - AT END OF QUARTER - FY 1972 (CONTINUED)

WEAPON SYSTEM	SQUADRONS ORGANIZED	SQUADRONS EQUIPPED	AIRCRAFT			AIRCREWS		
			Authorized	Possessed	Ready	Authorized	Formed	Ready
30 SEPTEMBER 1971 (Continued)								
<u>GENERAL PURPOSE (Continued)</u>								
<u>Fighter/Attack - Total</u>	<u>1</u>	<u>1</u>	<u>12</u>	<u>12</u>	<u>12</u>	<u>19</u>	<u>17</u>	<u>17</u>
F/TF-102A	1	1	12	12	12	19	17	17
<u>Tactical Reconnaissance - Total</u>	<u>13</u>	<u>13</u>	<u>234</u>	<u>251</u>	<u>202</u>	<u>305</u>	<u>237</u>	<u>196</u>
RF-4C	13	13	234	251	202	305	237	196
<u>Tactical Electronic Warfare - Total</u>	<u>2</u>	<u>2</u>	<u>29</u>	<u>33</u>	<u>17</u>	<u>36</u>	<u>40</u>	<u>30</u>
EB-66C/E	2	2	29	33	17	36	40	30
<u>Special Operations - Total</u>	<u>14</u>	<u>14</u>	<u>183</u>	<u>185</u>	<u>158</u>	<u>265</u>	<u>258</u>	<u>215</u>
A-1E/G/H/J, A-37B, C-47A, AC-119K, C/UC-123K, C-130A/E, UH-1N, CH-3E, CH-53C, O-2B, U-10B	14	14	183	185	158	265	258	215
<u>Tactical Airlift - Total</u>	<u>24</u>	<u>24</u>	<u>388</u>	<u>348</u>	<u>286</u>	<u>869</u>	<u>804</u>	<u>614</u>
C-7A	4	4	64	60	48	96	95	72
C-124C/C-130A/D	19	19	306	271	224	743	679	515
C/UC-123K	1	1	18	17	14	30	30	27
<u>Tactical Air Control System (Other) - Total</u>	<u>5</u>	<u>5</u>	<u>84</u>	<u>69</u>	<u>63</u>	<u>148</u>	<u>88</u>	<u>56</u>
O-2A	5	5	84	69	63	148	88	56
<u>Tactical Air Control System (South-east Asia) - Total</u>	<u>7</u>	<u>7</u>	<u>255</u>	<u>246</u>	<u>185</u>	<u>460</u>	<u>429</u>	<u>376</u>
EC-121R	1	1	9	7	3	13	13	13
C-130E	1	1	7	7	5	21	17	17
O-2A/OV-10A	4	4	219	218	168	362	339	290
QU-22B	1	1	20	14	9	64	60	56
<u>Airborne Command Post (CINCS: EUR, PAC) - Total</u>	<u>2</u>	<u>2</u>	<u>8</u>	<u>9</u>	<u>7</u>	<u>13</u>	<u>11</u>	<u>11</u>
EC-135H/J	2	2	8	9	7	13	11	11
<u>Tactical Drone Support - Total</u>	<u>1</u>	<u>1</u>	<u>4</u>	<u>2</u>	<u>-</u>	<u>8</u>	<u>3</u>	<u>3</u>
DC-130A, CH-3E	1	1	4	2	-	8	3	3

TABLE 5 - USAF COMBAT AND COMBAT SUPPORT FORCES, READINESS STATUS OF AIRCRAFT AND AIRCREWS IN SELECTED KINDS OF UNITS BY WEAPON SYSTEMS - AT END OF QUARTER - FY 1972 (CONTINUED)

WEAPON SYSTEM	SQUADRONS ORGANIZED	SQUADRONS EQUIPPED	AIRCRAFT			AIRCREWS		
			Authorized	Possessed	Ready	Authorized	Formed	Ready
30 SEPTEMBER 1971 (Continued)								
<u>INTELLIGENCE AND COMMUNICATIONS</u>								
<u>Non-Industrial Fund</u>								
<u>Tactical Aeromedical Airlift - Total</u>	<u>2</u>	<u>2</u>	<u>17</u>	<u>15</u>	<u>9</u>	<u>27</u>	<u>25</u>	<u>23</u>
C-118A/C-124C	1	1	7	6	5	11	10	9
C-118A/C-131A	1	1	10	9	4	16	15	14
<u>Mapping, Charting and Geodesy -</u>								
<u>Total</u>	<u>1</u>	<u>1</u>	<u>10</u>	<u>13</u>	<u>9</u>	<u>14</u>	<u>11</u>	<u>9</u>
RC-130A, RC-135A, CH-3A	1	1	10	13	9	14	11	9
<u>Weather Service - Total</u>	<u>5</u>	<u>5</u>	<u>55</u>	<u>52</u>	<u>45</u>	<u>104</u>	<u>83</u>	<u>74</u>
RB-57C/F	2	2	22	24	24	46	34	31
WC-130B/E	3	3	22	21	14	39	32	28
WC-135B	-	-	11	7	7	19	17	15
<u>Aerospace Rescue/Recovery - Total</u>	<u>14</u>	<u>14</u>	<u>212</u>	<u>193</u>	<u>154</u>	<u>250</u>	<u>191</u>	<u>186</u>
HC-130H/N/P	11	11	62	53	42	87	61	57
TH/UH-1F/N	-	-	13	19	16	9	7	7
CH/HH-3E	-	-	18	18	13	18	13	13
HH-43B/F	3	3	94	79	65	96	83	82
HH-53C	-	-	25	24	18	40	27	27
<u>National Emergency Airborne Command</u>								
<u>Post (NEACP) - Total</u>	<u>1</u>	<u>1</u>	<u>3</u>	<u>3</u>	<u>3</u>	<u>5</u>	<u>5</u>	<u>5</u>
EC-135J	1	1	3	3	3	5	5	5
<u>Intelligence and Communications</u>								
<u>(Other) - Total</u>	<u>9</u>	<u>9</u>	<u>100</u>	<u>84</u>	<u>62</u>	<u>190</u>	<u>166</u>	<u>154</u>
EC-47N/P/Q	3	3	57	46	33	114	97	87
C-97G	1	1	4	3	3	6	5	5
DC-130B	1	1	12	3	3	15	9	9
KC/RC-135C/D/M/R/S/T/U	3	3	21	19	17	43	41	39
U/WU-2C/F/G	1	1	6	13	6	12	14	14
<u>AIRLIFT</u>								
<u>Industrial Fund</u>								
<u>Military Airlift - Total</u>	<u>16</u>	<u>16</u>	<u>288</u>	<u>264</u>	<u>190</u>	<u>864</u>	<u>660</u>	<u>546</u>
C-5A	3	3	54	30	15	162	79	61
C-141	13	13	234	234	175	702	581	485
<u>Aeromedical Airlift - Total</u>	<u>1</u>	<u>1</u>	<u>11</u>	<u>10</u>	<u>7</u>	<u>22</u>	<u>18</u>	<u>16</u>
C-9A	1	1	11	10	7	22	18	16

TABLE 5 - USAF COMBAT AND COMBAT SUPPORT FORCES, READINESS STATUS OF AIRCRAFT AND AIRCREWS IN SELECTED KINDS OF UNITS BY WEAPON SYSTEMS - AT END OF QUARTER - FY 1972 (CONTINUED)

WEAPON SYSTEM	SQUADRONS ORGANIZED	SQUADRONS EQUIPPED	AIRCRAFT			AIRCREWS		
			Authorized	Possessed	Ready	Authorized	Formed	Ready
31 DECEMBER 1971								
<u>STRATEGIC - OFFENSIVE</u>								
<u>Bomb - Total</u>	<u>29</u>	<u>29</u>	<u>448</u>	<u>478</u>	<u>443</u>	<u>663</u>	<u>600</u>	<u>575</u>
B-52	25	25	382	408	392	569	523	496
FB-111A	4	4	66	70	51	94	77	79
<u>Strategic Reconnaissance - Total</u> .	<u>1</u>	<u>1</u>	<u>12</u>	<u>14</u>	<u>13</u>	<u>14</u>	<u>16</u>	<u>15</u>
SR-71A	1	1	12	14	13	14	16	15
<u>Air Refueling - Total</u>	<u>38</u>	<u>38</u>	<u>615</u>	<u>620</u>	<u>609</u>	<u>963</u>	<u>836</u>	<u>824</u>
KC-135A/Q	38	38	615	620	609	963	836	824
<u>Post Attack Command Control System (FACCS) - Total</u>	<u>3</u>	<u>3</u>	<u>29</u>	<u>29</u>	<u>27</u>	<u>50</u>	<u>43</u>	<u>46</u>
EC-135A/C/G/L	3	3	29	29	27	50	43	46
<u>STRATEGIC - DEFENSIVE</u>								
<u>Fighter Interceptor - Total</u>	<u>11</u>	<u>11</u>	<u>198</u>	<u>192</u>	<u>150</u>	<u>264</u>	<u>238</u>	<u>232</u>
F-106A/B	11	11	198	192	150	264	238	232
<u>Airborne Early Warning and Control - Total</u>	<u>2</u>	<u>2</u>	<u>18</u>	<u>17</u>	<u>11</u>	<u>33</u>	<u>27</u>	<u>16</u>
C-121Q/T	2	2	18	17	11	33	27	16
<u>Defense System Evaluation - Total</u> .	<u>2</u>	<u>2</u>	<u>48</u>	<u>38</u>	<u>25</u>	<u>55</u>	<u>40</u>	<u>38</u>
B/EB-57A/B/C/E	2	2	48	38	25	55	40	38
<u>GENERAL PURPOSE</u>								
<u>Tactical Bomber - Total</u>	<u>2</u>	<u>2</u>	<u>48</u>	<u>38</u>	<u>25</u>	<u>55</u>	<u>40</u>	<u>38</u>
B-57G	2	2	48	38	25	55	40	38
<u>Tactical Fighter - Total</u>	<u>70</u>	<u>70</u>	<u>1,451</u>	<u>1,442</u>	<u>1,050</u>	<u>1,911</u>	<u>1,600</u>	<u>1,247</u>
A-7D	5	5	120	122	61	150	121	80
F-4C	5	5	120	108	77	150	138	121
F-4D	20	20	420	408	308	563	474	405
F-4E	23	23	426	457	370	569	488	340
F-100D/F	5	5	105	74	66	150	99	98
F-105D/F/G	5	5	96	94	78	124	107	96
F-111A	3	3	72	76	45	90	76	49
F-111D	-	-	-	-	-	-	-	-
F-111E/F	4	4	92	103	45	115	97	58

TABLE 5 - USAF COMBAT AND COMBAT SUPPORT FORCES, READINESS STATUS OF AIRCRAFT AND AIRCREWS IN SELECTED KINDS OF UNITS BY WEAPONS SYSTEMS - AT END OF QUARTER - FY 1972 (CONTINUED)

WEAPON SYSTEM	SQUADRONS ORGANIZED	SQUADRONS EQUIPPED	AIRCRAFT			AIRCREWS		
			Authorized	Possessed	Ready	Authorized	Formed	Ready
31 DECEMBER 1971 (Continued)								
<u>GENERAL PURPOSE (Continued)</u>								
<u>Fighter/Attack - Total</u>	<u>1</u>	<u>1</u>	<u>12</u>	<u>14</u>	<u>14</u>	<u>19</u>	<u>17</u>	<u>17</u>
F/TF-102A	1	1	12	14	14	19	17	17
<u>Tactical Reconnaissance - Total</u> . .	<u>13</u>	<u>13</u>	<u>234</u>	<u>257</u>	<u>222</u>	<u>283</u>	<u>242</u>	<u>197</u>
RF-4C	13	13	234	257	222	283	242	197
<u>Tactical Electronic Warfare - Total</u>	<u>2</u>	<u>2</u>	<u>29</u>	<u>33</u>	<u>22</u>	<u>40</u>	<u>37</u>	<u>36</u>
EB-66C/E	2	2	29	33	22	40	37	36
<u>Special Operations - Total</u>	<u>15</u>	<u>15</u>	<u>199</u>	<u>200</u>	<u>141</u>	<u>289</u>	<u>283</u>	<u>243</u>
A-1E/G/H/J, A-37B, C-47A, AC-119K, C/UC-123K, AC-130A/E, UH-1N, CH-3E, CH-53C, O-2B, U-10B	15	15	199	200	141	289	283	243
<u>Tactical Airlift - Total</u>	<u>22</u>	<u>22</u>	<u>340</u>	<u>347</u>	<u>275</u>	<u>770</u>	<u>755</u>	<u>624</u>
C-7A	3	3	48	54	43	72	65	57
C-124C/C-130A/B/D/E	18	18	274	275	219	671	662	544
C/UC-123K	1	1	18	18	13	27	28	23
<u>Tactical Air Control System (Other) -</u> <u>Total</u>	<u>6</u>	<u>6</u>	<u>95</u>	<u>94</u>	<u>78</u>	<u>153</u>	<u>113</u>	<u>76</u>
CH-3E	1	1	6	2	2	7	1	1
O-2A	5	5	89	92	76	146	112	75
<u>Tactical Air Control System (South-</u> <u>east Asia) - Total</u>	<u>6</u>	<u>6</u>	<u>228</u>	<u>221</u>	<u>160</u>	<u>360</u>	<u>325</u>	<u>258</u>
EC-121R	1	1	6	-	-	9	3	-
C-130E	1	1	7	8	7	21	23	20
O-2A/OV-10A	3	3	200	199	150	300	269	211
QU-22B	1	1	15	14	3	30	30	27
<u>Airborne Command Post (CINCS: EUR,</u> <u>PAC) - Total</u>	<u>2</u>	<u>2</u>	<u>8</u>	<u>8</u>	<u>7</u>	<u>13</u>	<u>11</u>	<u>11</u>
EC-135H/J	2	2	8	8	7	13	11	11
<u>Tactical Drone Support - Total</u> . .	<u>1</u>	<u>1</u>	<u>4</u>	<u>2</u>	<u>2</u>	<u>8</u>	<u>3</u>	<u>3</u>
DC-130A, CH-3E	1	1	4	2	2	8	3	3

TABLE 5 - USAF COMBAT AND COMBAT SUPPORT FORCES, READINESS STATUS OF AIRCRAFT AND AIRCREWS IN SELECTED KINDS OF UNITS BY WEAPON SYSTEMS - AT END OF QUARTER - FY 1972 (CONTINUED)

WEAPON SYSTEM	SQUADRONS ORGANIZED	SQUADRONS EQUIPPED	AIRCRAFT			AIRCREWS		
			Authorized	Possessed	Ready	Authorized	Formed	Ready
31 DECEMBER 1971 (Continued)								
<u>INTELLIGENCE AND COMMUNICATIONS</u>								
<u>Non-Industrial Fund</u>								
<u>Tactical Aeromedical Airlift - Total</u>	<u>2</u>	<u>2</u>	<u>13</u>	<u>11</u>	<u>8</u>	<u>21</u>	<u>20</u>	<u>9</u>
C-118A/C-124C	1	1	3	2	2	5	5	5
C-118A/C-131A	1	1	10	9	6	16	15	4
<u>Mapping, Charting, and Geodesy - Total</u>	<u>1</u>	<u>1</u>	<u>10</u>	<u>14</u>	<u>11</u>	<u>14</u>	<u>17</u>	<u>16</u>
RC-130A, RC-135A, CH-3E	1	1	10	14	11	14	17	16
<u>Weather Service - Total</u>	<u>5</u>	<u>5</u>	<u>54</u>	<u>48</u>	<u>43</u>	<u>99</u>	<u>84</u>	<u>80</u>
RB-57C/F	2	2	22	22	22	41	37	34
WC-130B/E	3	3	22	17	13	39	32	31
WC-135B	-	-	10	9	8	19	15	15
<u>Aerospace Rescue and Recovery - Total</u>	<u>15</u>	<u>15</u>	<u>131</u>	<u>118</u>	<u>91</u>	<u>158</u>	<u>124</u>	<u>120</u>
HC-130H/N/P	11	11	62	54	42	84	69	66
TH/UH-1F/N	-	-	17	17	15	8	4	4
HH-3E	1	1	9	9	7	9	8	8
HH-43B/F	3	3	18	16	11	20	17	16
HH-53C	-	-	25	22	16	37	26	26
<u>National Emergency Airborne Command Post (NEACP) - Total</u>	<u>1</u>	<u>1</u>	<u>3</u>	<u>4</u>	<u>3</u>	<u>5</u>	<u>2</u>	<u>2</u>
EC-135J	1	1	3	4	3	5	2	2
<u>Intelligence and Communications (Other) - Total</u>	<u>8</u>	<u>8</u>	<u>102</u>	<u>101</u>	<u>80</u>	<u>182</u>	<u>162</u>	<u>161</u>
EC-47N/P/Q	2	2	52	46	38	94	78	77
C-97G	1	1	4	3	3	6	5	5
DC-130A/B/E	1	1	19	19	15	27	19	19
KC/RC-135C/D/M/R/S/T/V	3	3	21	20	19	43	45	45
U/WU-2C/F/G/R	1	1	6	13	5	12	15	15
<u>AIRLIFT</u>								
<u>Industrial Fund</u>								
<u>Military Airlift - Total</u>	<u>16</u>	<u>16</u>	<u>288</u>	<u>268</u>	<u>187</u>	<u>864</u>	<u>618</u>	<u>528</u>
C-5A	3	3	54	32	12	162	86	64
C-141A	13	13	234	236	175	702	532	464
<u>Aeromedical Airlift - Total</u>	<u>1</u>	<u>1</u>	<u>11</u>	<u>10</u>	<u>10</u>	<u>22</u>	<u>18</u>	<u>17</u>
C-9A	1	1	11	10	10	22	18	17

[REDACTED]

TABLE 5 - USAF COMBAT AND COMBAT SUPPORT FORCES, READINESS STATUS OF AIRCRAFT AND AIRCREWS IN SELECTED KINDS OF UNITS BY WEAPON SYSTEMS - AT END OF QUARTER - FY 1972 (CONTINUED)

WEAPON SYSTEM	SQUADRONS ORGANIZED	SQUADRONS EQUIPPED	AIRCRAFT			AIRCREWS		
			Authorized	Possessed	Ready	Authorized	Formed	Ready
<u>31 MARCH 1972</u>								
<u>STRATEGIC - OFFENSIVE</u>								
<u>Bomb - Total</u>	<u>30</u>	<u>30</u>	<u>463</u>	<u>457</u>	<u>416</u>	<u>679</u>	<u>642</u>	<u>576</u>
B-52	26	26	397	397	374	583	552	486
FB-111A	4	4	66	60	42	96	90	90
<u>Strategic Reconnaissance - Total</u> .	<u>1</u>	<u>1</u>	<u>12</u>	<u>10</u>	<u>8</u>	<u>14</u>	<u>8</u>	<u>8</u>
SR-71A	1	1	12	10	8	14	8	8
<u>Air Refueling - Total</u>	<u>38</u>	<u>38</u>	<u>615</u>	<u>617</u>	<u>583</u>	<u>963</u>	<u>921</u>	<u>891</u>
KC-135A/Q	38	38	615	617	583	963	921	891
<u>Post Attack Command Control System (PACCS) - Total</u>	<u>3</u>	<u>3</u>	<u>29</u>	<u>25</u>	<u>25</u>	<u>50</u>	<u>44</u>	<u>43</u>
EC-135A/C/G/L	3	3	29	25	25	50	44	43
<u>STRATEGIC - DEFENSIVE</u>								
<u>Fighter Interceptor - Total</u>	<u>11</u>	<u>11</u>	<u>198</u>	<u>173</u>	<u>141</u>	<u>264</u>	<u>232</u>	<u>225</u>
F-106A/B	11	11	198	173	141	264	232	225
<u>Airborne Early Warning and Control - Total</u>	<u>2</u>	<u>2</u>	<u>18</u>	<u>10</u>	<u>6</u>	<u>34</u>	<u>36</u>	<u>17</u>
EC-121G/T	2	2	18	10	6	34	36	17
<u>Defense System Evaluation - Total</u> .	<u>2</u>	<u>2</u>	<u>37</u>	<u>52</u>	<u>42</u>	<u>55</u>	<u>47</u>	<u>47</u>
B/EB-57A/B/C/E	2	2	37	52	42	55	47	47
<u>GENERAL PURPOSE</u>								
<u>Tactical Bomber - Total</u>	<u>1</u>	<u>1</u>	<u>10</u>	<u>10</u>	<u>6</u>	<u>16</u>	<u>15</u>	<u>15</u>
B-57G	1	1	10	10	6	16	15	15
<u>Tactical Fighter - Total</u>	<u>72</u>	<u>72</u>	<u>1,522</u>	<u>1,278</u>	<u>955</u>	<u>1,898</u>	<u>1,649</u>	<u>1,291</u>
A-7D	6	6	144	-	-	180	166	113
F-4C	5	5	120	102	80	150	131	125
F-4D	21	21	444	437	350	596	500	426
F-4E	23	23	438	449	333	566	495	354
F-100D/F	4	4	96	31	31	60	64	64
F-105D/F/G	5	5	96	88	68	116	102	89
F-111A	3	3	72	65	47	90	72	57
F-111D	-	-	-	-	-	-	-	-
F-111E/F	5	5	112	106	46	140	119	63

[REDACTED]

TABLE 5 - USAF COMBAT AND COMBAT SUPPORT FORCES, READINESS STATUS OF AIRCRAFT AND AIRCREWS IN SELECTED KINDS OF UNITS BY WEAPON SYSTEMS - AT END OF QUARTER - FY 1972 (CONTINUED)

WEAPON SYSTEM	SQUADRONS ORGANIZED	SQUADRONS EQUIPPED	AIRCRAFT			AIRCREWS		
			Authorized	Possessed	Ready	Authorized	Formed	Ready
31 MARCH 1972 (Continued)								
<u>GENERAL PURPOSE (Continued)</u>								
<u>Fighter/Attack - Total</u>	<u>1</u>	<u>1</u>	<u>14</u>	<u>14</u>	<u>14</u>	<u>18</u>	<u>18</u>	<u>18</u>
F/TF-102A	1	1	14	14	14	18	18	18
<u>Tactical Reconnaissance - Total</u>	<u>13</u>	<u>13</u>	<u>234</u>	<u>240</u>	<u>213</u>	<u>303</u>	<u>245</u>	<u>200</u>
RF-4C	13	13	234	240	213	303	245	200
<u>Tactical Electronic Warfare - Total</u>	<u>2</u>	<u>2</u>	<u>29</u>	<u>30</u>	<u>21</u>	<u>40</u>	<u>36</u>	<u>34</u>
EB-66C/E	2	2	29	30	21	40	36	34
<u>Special Operations - Total</u>	<u>13</u>	<u>13</u>	<u>181</u>	<u>153</u>	<u>110</u>	<u>278</u>	<u>251</u>	<u>218</u>
A-1E/G/H/J, A-37B, C-47A, AC-119K, C/UC-123K, AC-130NE, UH-1N, CH-3E, CH-53C, O-2B, U-10B	13	13	181	153	110	278	251	218
<u>Tactical Airlift - Total</u>	<u>19</u>	<u>19</u>	<u>319</u>	<u>298</u>	<u>241</u>	<u>747</u>	<u>566</u>	<u>564</u>
C-7A	2	2	30	16	14	45	29	29
C/UC-123K	-	-	10	8	8	15	15	15
C-130A/B/D/E	17	17	279	274	219	687	522	520
<u>Tactical Air Control System (Other) - Total</u>	<u>6</u>	<u>6</u>	<u>86</u>	<u>98</u>	<u>81</u>	<u>153</u>	<u>125</u>	<u>102</u>
CH-3E	1	1	6	2	1	7	5	4
O-2E	5	5	80	96	80	146	120	98
<u>Tactical Air Control System (South-east Asia) - Total</u>	<u>5</u>	<u>5</u>	<u>220</u>	<u>199</u>	<u>176</u>	<u>342</u>	<u>326</u>	<u>297</u>
C-130E	1	1	7	8	7	21	22	20
O-2A/OV-10A	3	3	192	172	154	291	274	248
QU-22B	1	1	21	19	15	30	30	29
<u>Airborne Command Post (CINCS: EUR, PAC) - Total</u>	<u>2</u>	<u>2</u>	<u>8</u>	<u>8</u>	<u>5</u>	<u>12</u>	<u>11</u>	<u>10</u>
EC-135H/P	2	2	8	8	5	12	11	10
<u>Tactical Drone Support - Total</u>	<u>1</u>	<u>1</u>	<u>4</u>	<u>2</u>	<u>1</u>	<u>8</u>	<u>4</u>	<u>3</u>
DC-130A, CH-3E	1	1	4	2	1	8	4	3

TABLE 5 - USAF COMBAT AND COMBAT SUPPORT FORCES, READINESS STATUS OF AIRCRAFT AND AIRCREWS IN SELECTED KINDS OF UNITS BY WEAPON SYSTEMS - AT END OF QUARTER - FY 1972 (CONTINUED)

WEAPON SYSTEM	SQUADRONS ORGANIZED	SQUADRONS EQUIPPED	AIRCRAFT			AIRCREWS		
			Authorized	Possessed	Ready	Authorized	Formed	Ready
31 MARCH 1972 (Continued)								
<u>INTELLIGENCE AND COMMUNICATIONS</u>								
<u>Non-Industrial Fund</u>								
<u>Tactical Aeromedical Airlift - Total</u>	<u>2</u>	<u>2</u>	<u>16</u>	<u>14</u>	<u>12</u>	<u>31</u>	<u>26</u>	<u>25</u>
C-9A/C-118A	1	1	6	4	4	15	11	11
C-118A/C-131A	1	1	10	10	8	16	15	14
<u>Mapping, Charting and Geodesy - Total</u>	<u>1</u>	<u>1</u>	<u>8</u>	<u>15</u>	<u>10</u>	<u>14</u>	<u>17</u>	<u>16</u>
RC-130A, RC-135A, CH-3E	1	1	8	15	10	14	17	16
<u>Weather Service - Total</u>	<u>4</u>	<u>4</u>	<u>44</u>	<u>37</u>	<u>31</u>	<u>84</u>	<u>76</u>	<u>70</u>
WB-57F	1	1	16	13	13	35	32	29
WC-130B/E	3	3	22	16	11	39	34	33
WC-135B	-	-	6	8	7	10	10	8
<u>Aerospace Rescue and Recovery - Total</u>	<u>15</u>	<u>15</u>	<u>254</u>	<u>237</u>	<u>177</u>	<u>300</u>	<u>251</u>	<u>236</u>
HC-130H/N/P	10	10	65	50	30	88	69	66
TH/UH-1F/N	2	2	16	21	18	18	15	15
CH/HH-33E	1	1	21	20	17	19	17	15
HH-43F	2	2	129	121	94	140	123	116
HH-53C	-	-	23	25	18	35	27	24
<u>National Emergency Airborne Command Post (NEACP) - Total</u>	<u>1</u>	<u>1</u>	<u>3</u>	<u>3</u>	<u>2</u>	<u>5</u>	<u>5</u>	<u>5</u>
EC-135J	1	1	3	3	2	5	5	5
<u>Intelligence and Communications (Other) - Total</u>	<u>9</u>	<u>9</u>	<u>98</u>	<u>97</u>	<u>64</u>	<u>171</u>	<u>163</u>	<u>145</u>
EC-47N/P/Q	2	2	52	51	32	94	89	72
C-97G	1	1	4	3	3	6	4	4
DC-130A/B/E	2	2	20	14	6	19	14	14
KC-RC-135C/D/M/S	3	3	16	17	17	40	40	39
U/WU-2/C/F/G/R	1	1	6	12	6	12	16	16
<u>AIRLIFT</u>								
<u>Industrial Fund</u>								
<u>Military Airlift - Total</u>	<u>17</u>	<u>17</u>	<u>304</u>	<u>264</u>	<u>183</u>	<u>912</u>	<u>658</u>	<u>540</u>
C-5A	4	4	70	39	15	210	87	68
C-141A	13	13	234	225	168	702	571	472
<u>Aeromedical Airlift - Total</u>	<u>1</u>	<u>1</u>	<u>12</u>	<u>12</u>	<u>10</u>	<u>24</u>	<u>17</u>	<u>16</u>
C-9A	1	1	12	12	10	24	16	16

TABLE 5 - USAF COMBAT AND COMBAT SUPPORT FORCES, READINESS STATUS OF AIRCRAFT AND AIRCREWS IN SELECTED KINDS OF UNITS BY WEAPON SYSTEMS - AT END OF QUARTER - FY 1972 (CONTINUED)

WEAPON SYSTEM			AIRCRAFT			AIRCREWS		
			Authorized	Possessed	Ready	Authorized	Formed	Ready
<u>30 JUNE 1972</u>								
<u>STRATEGIC - OFFENSIVE</u>								
<u>Bomb - Total</u>	<u>30</u>	<u>30</u>	<u>463</u>	<u>451</u>	<u>351</u>	<u>653</u>	<u>889</u>	<u>498</u>
B-52	26	26	397	391	301	557	788	416
FB-111A	4	4	66	60	50	96	101	82
<u>Strategic Reconnaissance - Total</u> .	<u>1</u>	<u>1</u>	<u>12</u>	<u>14</u>	<u>13</u>	<u>14</u>	<u>16</u>	<u>14</u>
SR-71A	1	1	12	14	13	14	16	14
<u>Air Refueling - Total</u>	<u>38</u>	<u>38</u>	<u>615</u>	<u>591</u>	<u>548</u>	<u>1,037</u>	<u>1,222</u>	<u>808</u>
KC-135A/Q	38	38	615	591	548	1,037	1,222	808
<u>Post Attack Command Control System System (PACCS) - Total</u>	<u>3</u>	<u>3</u>	<u>29</u>	<u>22</u>	<u>21</u>	<u>50</u>	<u>44</u>	<u>36</u>
EC-135A/C/G/L	3	3	29	22	21	50	44	36
<u>STRATEGIC - DEFENSIVE</u>								
<u>Fighter Interceptor - Total</u>	<u>9</u>	<u>9</u>	<u>162</u>	<u>157</u>	<u>136</u>	<u>216</u>	<u>210</u>	<u>204</u>
F-106A/B	9	9	162	157	136	216	210	204
<u>Airborne Early Warning and Control Control - Total</u>	<u>2</u>	<u>2</u>	<u>30</u>	<u>23</u>	<u>16</u>	<u>46</u>	<u>39</u>	<u>19</u>
EC-121G/T	2	2	30	23	16	46	39	19
<u>Defense System Evaluation - Total</u>	<u>2</u>	<u>2</u>	<u>38</u>	<u>41</u>	<u>27</u>	<u>52</u>	<u>54</u>	<u>54</u>
B/EB-57B/C/E	2	2	38	41	27	52	54	54
<u>GENERAL PURPOSE</u>								
<u>Tactical Bomber - Total</u>	<u>1</u>	<u>1</u>	<u>10</u>	<u>-</u>	<u>-</u>	<u>15</u>	<u>-</u>	<u>-</u>
B-57G	1	1	10	-	-	15	-	-
<u>Tactical Fighter - Total</u>	<u>74</u>	<u>74</u>	<u>1,755</u>	<u>1,317</u>	<u>985</u>	<u>2,246</u>	<u>1,658</u>	<u>1,227</u>
A-7D	6	6	144	144	99	180	157	125
F-4C	5	5	120	101	85	150	139	126
F-4D	21	21	604	385	291	779	499	405
F-4E	24	24	510	407	344	661	473	345
F-100D/F	2	2	48	9	8	60	48	17
F-105D/F/G	5	5	101	67	46	131	111	68
F-111A	4	4	72	63	42	90	77	52
F-111D	1	1	24	9	4	30	8	-
F-111E/F	6	6	132	132	66	165	146	89

TABLE 5 - USAF COMBAT AND COMBAT SUPPORT FORCES, READINESS STATUS OF AIRCRAFT AND AIRCREWS IN SELECTED KINDS OF UNITS BY WEAPON SYSTEMS - AT END OF QUARTER - FY 1972 (CONTINUED)

WEAPON SYSTEM	SQUADRONS ORGANIZED	SQUADRONS EQUIPPED	AIRCRAFT			AIRCREWS		
			Authorized	Possessed	Ready	Authorized	Formed	Ready
30 JUNE 1972 (Continued)								
<u>GENERAL PURPOSE (Continued)</u>								
<u>Fighter/Attack - Total</u>	<u>1</u>	<u>1</u>	<u>14</u>	<u>14</u>	<u>13</u>	<u>36</u>	<u>30</u>	<u>30</u>
F/TF-102A	1	1	14	14	13	36	30	30
<u>Tactical Reconnaissance - Total</u>	<u>13</u>	<u>13</u>	<u>234</u>	<u>250</u>	<u>222</u>	<u>303</u>	<u>242</u>	<u>201</u>
RF-4C	13	13	234	250	222	303	242	201
<u>Tactical Electronic Warfare - Total</u>	<u>2</u>	<u>2</u>	<u>16</u>	<u>13</u>	<u>12</u>	<u>20</u>	<u>15</u>	<u>14</u>
EB-66C/E	2	2	16	13	12	20	15	14
<u>Special Operations - Total</u>	<u>11</u>	<u>11</u>	<u>184</u>	<u>170</u>	<u>130</u>	<u>298</u>	<u>271</u>	<u>211</u>
A-1E/G/H/J, A-37B, C-47A, AC-119K, C/UC/VC-123K, C/AC-130A/E, UH-1N, CH-53C, O-2B, U-10B	11	11	184	170	130	298	271	211
<u>Tactical Airlift - Total</u>	<u>19</u>	<u>19</u>	<u>394</u>	<u>276</u>	<u>226</u>	<u>856</u>	<u>559</u>	<u>526</u>
C-7A	1	1	14	16	11	24	24	24
C-130A/B/E	18	18	380	260	215	832	535	502
<u>Tactical Air Control System (Other)</u>								
<u>Total</u>	<u>6</u>	<u>6</u>	<u>88</u>	<u>104</u>	<u>94</u>	<u>149</u>	<u>117</u>	<u>91</u>
CH-3	1	1	8	7	4	3	1	-
O-2A	5	5	80	97	90	146	116	91
<u>Tactical Air Control System (South-</u> <u>east Asia) - Total</u>	<u>5</u>	<u>5</u>	<u>220</u>	<u>183</u>	<u>151</u>	<u>299</u>	<u>301</u>	<u>258</u>
C-130B/E	1	1	9	10	7	28	23	21
O-2A/OV-10A	3	3	193	155	130	241	251	210
QU-22B	1	1	18	18	14	30	27	27
<u>Airborne Command Post (CINCS: EUR,</u> <u>PAC) - Total</u>	<u>2</u>	<u>2</u>	<u>8</u>	<u>9</u>	<u>7</u>	<u>13</u>	<u>13</u>	<u>12</u>
EC-135H/P	2	2	8	9	7	13	13	12
<u>Tactical Drone Support - Total</u>	<u>1</u>	<u>1</u>	<u>4</u>	<u>4</u>	<u>2</u>	<u>8</u>	<u>5</u>	<u>3</u>
DC-130A, CH-3E	1	1	4	4	2	8	5	3

TABLE 5 - USAF COMBAT AND COMBAT SUPPORT FORCES, READINESS STATUS OF AIRCRAFT AND AIRCREWS IN SELECTED KINDS OF UNITS BY WEAPON SYSTEMS - AT END OF QUARTER - FY 1972 (CONTINUED)

WEAPON SYSTEM	SQUADRONS ORGANIZED	SQUADRONS EQUIPPED	AIRCRAFT			AIRCREWS		
			Authorized	Possessed	Ready	Authorized	Formed	Ready
30 JUNE 1972 (Continued)								
<u>INTELLIGENCE AND COMMUNICATIONS</u>								
<u>Non-Industrial Fund</u>								
<u>Tactical Aeromedical Airlift - Total</u>	<u>2</u>	<u>2</u>	<u>14</u>	<u>12</u>	<u>10</u>	<u>26</u>	<u>20</u>	<u>20</u>
C-9A	1	1	5	5	5	15	10	10
C-118A/C-131A	1	1	9	7	5	11	10	10
<u>Mapping, Charting, and Geodesy - Total</u>	<u>1</u>	<u>1</u>	<u>4</u>	<u>4</u>	<u>3</u>	<u>7</u>	<u>8</u>	<u>7</u>
RC-130A, RC-135B	1	1	4	4	3	7	8	7
<u>Weather Service - Total</u>	<u>4</u>	<u>4</u>	<u>46</u>	<u>42</u>	<u>34</u>	<u>84</u>	<u>80</u>	<u>72</u>
WB-57C/F	1	1	18	17	17	35	33	30
WC-130B/E	3	3	22	17	14	39	38	34
WC-135B	-	-	6	8	3	10	9	8
<u>Aerospace Rescue/Recovery - Total</u>	<u>14</u>	<u>14</u>	<u>246</u>	<u>247</u>	<u>193</u>	<u>298</u>	<u>270</u>	<u>253</u>
HC-130H/N/P	6	6	60	50	32	79	72	65
TH/UH-1F/N	-	-	16	22	18	18	16	16
CH/HH-3E	1	1	23	25	17	29	30	27
HH-43F	6	6	120	126	109	136	122	120
HH-53C	1	1	27	24	17	36	30	25
<u>National Emergency Airborne Command Post (NEACP) - Total</u>	<u>1</u>	<u>1</u>	<u>3</u>	<u>3</u>	<u>2</u>	<u>-</u>	<u>5</u>	<u>5</u>
EC-135J	1	1	3	3	2	-	5	5
<u>Intelligence and Communications (Other) - Total</u>	<u>11</u>	<u>11</u>	<u>102</u>	<u>97</u>	<u>76</u>	<u>193</u>	<u>174</u>	<u>117</u>
C/EC-47A/N/P/Q	2	2	53	50	36	97	78	67
C-97G	1	1	4	3	1	6	6	6
DC-130A/B/E	2	2	20	15	15	38	30	12
KC/RC-135C/D/M/R/S/T/U	5	5	19	22	18	40	43	28
U/WU-2C/R	1	1	6	7	6	12	17	4
<u>AIRLIFT</u>								
<u>Industrial Fund</u>								
<u>Military Airlift - Total</u>	<u>16</u>	<u>16</u>	<u>286</u>	<u>246</u>	<u>182</u>	<u>858</u>	<u>601</u>	<u>532</u>
C-5A	4	4	70	35	18	210	74	73
C-141A	12	12	216	211	164	648	527	459
<u>Aeromedical Airlift - Total</u>	<u>1</u>	<u>1</u>	<u>12</u>	<u>12</u>	<u>11</u>	<u>21</u>	<u>16</u>	<u>15</u>
C-9A	1	1	12	12	11	21	16	15

Source: Extracted and reformatted from FORSTAT Data by Management Information Division, Directorate of Management Analysis, Comptroller of the Air Force.

TABLE 6 - USAF COMBAT AND COMBAT SUPPORT FORCES, READINESS STATUS OF MISSILES,
BY WEAPON SYSTEMS - AT END OF QUARTER - FY 1972

WEAPON SYSTEM	SQUADRONS ORGANIZED	SQUADRONS OPERATIONAL	LAUNCHERS AUTHORIZED	MISSILES		LAUNCH CREWS		
				Possessed	Ready	Authorized	Formed	Ready

30 SEPTEMBER 1971

<u>STRATEGIC - OFFENSIVE</u>								
<u>Strategic Missile - Total</u>	<u>26</u>	<u>26</u>	<u>1,054</u>	<u>1,045</u>	<u>1,004</u>	<u>1,110</u>	<u>1,047</u>	<u>1,004</u>
LGM-25C	6	6	54	57	54	285	261	261
LGM-30B	7	7	350	351	346	226	221	212
LGM-30F	10	10	500	505	485	464	448	426
LGM-30G	3	3	150	132	119	135	117	105
<u>STRATEGIC - DEFENSIVE</u>								
<u>Air Defense Missile - Total</u>	<u>5</u>	<u>5</u>	<u>140</u>	<u>140</u>	<u>132</u>	<u>-</u>	<u>-</u>	<u>-</u>
CIM-10B	5	5	140	140	132	-	-	-

31 DECEMBER 1971

<u>STRATEGIC - OFFENSIVE</u>								
<u>Strategic Missile - Total</u>	<u>26</u>	<u>26</u>	<u>1,054</u>	<u>1,040</u>	<u>1,000</u>	<u>999</u>	<u>995</u>	<u>977</u>
LGM-25C	6	6	54	58	54	285	260	260
LGM-30B	7	7	340	333	322	168	205	190
LGM-30F	10	10	508	496	472	420	412	410
LGM-30G	3	3	152	153	152	126	118	117
<u>STRATEGIC - DEFENSIVE</u>								
<u>Air Defense Missile - Total</u>	<u>5</u>	<u>5</u>	<u>140</u>	<u>140</u>	<u>140</u>	<u>-</u>	<u>-</u>	<u>-</u>
CIM-10B	5	5	140	140	140	-	-	-

CLASSIFIED BY X00
SUBJECT TO GENERAL DE-
CLASSIFICATION SCHEDULE
OF EXECUTIVE ORDER 11652
AUTOMATICALLY DOWNGRADED
AT TWO YEAR INTERVALS
DECLASSIFIED ON: 31 DEC 1981

TABLE 6 - USAF COMBAT AND COMBAT SUPPORT FORCES, READINESS STATUS OF MISSILES,
BY WEAPON SYSTEMS - AT END OF QUARTER - FY 1972 (CONTINUED)

WEAPON SYSTEM	SQUADRONS ORGANIZED	SQUADRONS OPERATIONAL	LAUNCHERS AUTHORIZED	MISSILES		LAUNCH CREWS		
				Possessed	Ready	Authorized	Formed	Ready
<u>31 MARCH 1972</u>								
<u>STRATEGIC - OFFENSIVE</u>								
<u>Strategic Missile - Total</u>	<u>26</u>	<u>26</u>	<u>1,054</u>	<u>1,012</u>	<u>990</u>	<u>1,082</u>	<u>978</u>	<u>994</u>
LGM-25C	6	6	54	58	54	267	233	230
LGM-30B	7	7	340	302	299	210	202	189
LGM-30F	10	10	480	470	457	479	432	464
LGM-30G	3	3	180	182	180	126	111	111
<u>STRATEGIC - DEFENSIVE</u>								
<u>Air Defense Missile - Total</u>	<u>5</u>	<u>5</u>	<u>140</u>	<u>140</u>	<u>140</u>	<u>-</u>	<u>-</u>	<u>-</u>
CIM-10B	5	5	140	140	140	-	-	-
<u>30 JUNE 1972</u>								
<u>STRATEGIC - OFFENSIVE</u>								
<u>Strategic Missile - Total</u>	<u>26</u>	<u>26</u>	<u>1,054</u>	<u>1,032</u>	<u>988</u>	<u>1,062</u>	<u>952</u>	<u>944</u>
LGM-25C	6	6	54	58	53	285	257	257
LGM-30B	6	6	280	271	260	147	142	161
LGM-30F	10	10	508	489	464	462	401	391
LGM-30G	4	4	212	214	211	168	152	135
<u>STRATEGIC - DEFENSIVE</u>								
<u>Air Defense Missile - Total</u>	<u>3</u>	<u>3</u>	<u>84</u>	<u>84</u>	<u>84</u>	<u>-</u>	<u>-</u>	<u>-</u>
CIM-10B	3	3	84	84	84	-	-	-

Source: Extracted and reformatted from FORSTAT Data by Management Information Division, Directorate of Management Analysis, Comptroller of the Air Force.

TABLE 7 - READINESS RATINGS OF USAF COMBAT AND COMBAT SUPPORT FORCES,
BY KIND OF UNIT - SEMIANNUALLY - FY 1972

KIND OF UNIT	31 DECEMBER 1971					30 JUNE 1972				
	Total	C-1	C-2	C-3	C-4	Total	C-1	C-2	C-3	C-4
<u>STRATEGIC - OFFENSIVE</u>										
Bomb, Heavy	25	6	9	10	-	26	6	2	3	15
Bomb, Medium	4	-	-	4	-	4	-	-	-	-
Strategic Reconnaissance	1	1	-	-	-	1	1	-	-	-
Strategic Missile	26	26	-	-	-	26	16	-	10	-
Air Refueling	38	26	5	7	-	38	9	4	13	12
Post Attack Command Control System	3	2	1	-	-	2	1	-	1	-
<u>STRATEGIC - DEFENSIVE</u>										
Fighter Interceptor	11	3	7	1	-	9	4	5	-	-
Airborne Early Warning and Control	2	-	-	1	1	2	1	-	1	-
Air Defense Missile	5	5	-	-	-	3	3	-	-	-
Defense System Evaluation	1	-	1	-	-	1	-	-	1	-
<u>GENERAL PURPOSE</u>										
Tactical Bomb	1	1	-	-	-	-	-	-	-	-
Tactical Fighter	70	7	35	12	16	73	12	27	14	20
Fighter/Attack	1	1	-	-	-	1	1	-	-	-
Tactical Reconnaissance	13	2	9	-	2	13	4	6	1	2
Special Operations	15	2	9	3	1	11	1	3	4	3
Tactical Airlift	22	12	7	3	-	18	8	8	1	1
Tactical Air Control System (Other)	5	-	1	1	3	6	2	1	1	2
Tactical Air Control System (Southeast Asia)	5	1	3	-	1	5	3	1	1	-
Tactical Electronic Warfare	2	1	1	-	-	2	1	-	1	-
Airborne Command Post	2	1	1	-	-	1	-	-	-	1
Tactical Drone Support	1	-	-	-	1	1	1	-	-	-
<u>INTELLIGENCE AND COMMUNICATIONS</u>										
Mapping, Charting and Geodesy	1	1	-	-	-	1	1	-	-	-
Weather Service	5	3	1	1	-	4	1	2	1	-
Aerospace Rescue/Recovery	14	-	6	8	-	12	-	5	3	4
National Emergency Airborne Command Post	1	-	1	-	-	1	-	1	-	-
Intelligence and Communications (Other)	7	4	1	2	-	5	1	3	1	-
<u>AIRLIFT</u>										
<u>Non-Industrial Fund</u>										
Tactical Aeromedical Airlift	2	-	-	1	1	1	-	1	-	-
<u>Industrial Fund</u>										
Military Airlift	16	2	8	2	4	16	2	9	1	4
Aeromedical Airlift	1	-	1	-	-	1	-	1	-	-

Note: 1. Fighter Interceptor (F/TF-102A) in Iceland included in General Purpose Forces.

2. C-ratings not reported for six squadrons (as of 31 Dec 71): DSES -1, TASS - 2, ARRS - 1, and Intell & Comm (Other) - 2.

3. C-ratings not reported for eleven squadrons (as of 30 Jun 72): PACCS - 1, DSES - 1, TALS - 1, Sp Opns - 1, Abn Comd Post - 1, ARRS - 1, Intell & Comm (Other) - 4, and Tac Aeromed - 1.

Source: Extracted and reformatted from FORSTAT Data by Management Information Division, Directorate of Management Analysis, Comptroller of the Air Force.

CLASSIFIED BY X00
SUBJECT TO GENERAL DE-
CLASSIFICATION SCHEDULE
OF EXECUTIVE ORDER 11652
AUTOMATICALLY DOWNGRADED
AT TWO YEAR INTERVALS
DECLASSIFIED ON: 31 DEC 1981

TABLE 7 -- READINESS RATINGS OF USAF COMBAT AND COMBAT SUPPORT FORCES,
BY KIND OF UNIT -- SEMIANNUALLY -- FY 1972 (CONTINUED)

C R I T E R I A

C-1 - FULLY COMBAT READY. A unit fully capable of performing the mission(s) for which it is organized or designed.
C-2 - SUBSTANTIALLY COMBAT READY. A unit capable of performing the mission(s) for which it is organized or designed but having minor deficiencies that could reduce its effectiveness or its ability to conduct sustained operations.
C-3 - MARGINALLY COMBAT READY. A unit with major deficiencies of such magnitude as to severely limit its capability to perform the mission(s) for which it is organized or designed, but capable of conducting limited operations for a limited period.

MINIMUM PERCENTAGES OF AUTHORIZED REQUIRED FOR EACH C-RATING

	<u>Missile Units</u>					<u>Aircraft Units</u>			
	<u>Air Defense and Tactical</u>								
	Percentage					Percentage			
	<u>C-1</u>	<u>C-2</u>	<u>C-3</u>	<u>C-4</u>		<u>C-1</u>	<u>C-2</u>	<u>C-3</u>	<u>C-4</u>
Missiles Ready	85	75	55		Aircraft Possessed	85	75	55	Lower
Possessed Missiles, Launchers and Operational Ground Equipment	90	80	60	Lower					
Launch Crews Ready	80	60	50	Per-					Per-
Personnel Assigned	90	80	70	cent-	Aircraft Ready	71	51	40	cent-
				age					age
				than	Aircrews Ready	85	70	55	than
				C-3					C-3
					Personnel Assigned	90	80	70	

TABLE 8 - USAF COMBAT AND COMBAT SUPPORT FORCES, READINESS STATUS OF AIRCRAFT AND AIRCREWS BY GEOGRAPHICAL AREA, WORLD-WIDE - AT END OF QUARTER - FY 1972

WEAPON SYSTEM	COMMAND OF ASSIGNMENT	SQUADRONS ORGANIZED	AIRCRAFT			AIRCREWS		
			Authorized	Possessed	Ready	Authorized	Formed	Ready
<u>CONTINENTAL UNITED STATES</u>								
<u>30 SEPTEMBER 1971</u>								
<u>STRATEGIC - OFFENSIVE</u>								
Bomb - Total		<u>28</u>	<u>433</u>	<u>424</u>	<u>403</u>	<u>655</u>	<u>578</u>	<u>477</u>
B-52C/D/F/G/H	SAC	24	367	368	361	546	507	416
FB-111A	SAC	4	66	56	42	109	71	61
<u>Strategic Reconnaissance - Total</u>		<u>1</u>	<u>16</u>	<u>9</u>	<u>9</u>	<u>14</u>	<u>15</u>	<u>10</u>
SR-71A	SAC	1	16	9	9	14	15	10
<u>Air Refueling - Total</u>		<u>37</u>	<u>600</u>	<u>517</u>	<u>513</u>	<u>940</u>	<u>777</u>	<u>663</u>
KC-135A/Q	SAC	37	600	517	513	940	777	663
<u>Post Attack Command Control System (PACCS) - Total</u>		<u>3</u>	<u>29</u>	<u>28</u>	<u>27</u>	<u>50</u>	<u>44</u>	<u>44</u>
EC-135A/C/G/L	SAC	3	29	28	27	50	44	44
<u>Missile Augmentation - Total</u>		<u>17</u>	<u>342</u>	<u>324</u>	<u>317</u>	<u>-</u>	<u>-</u>	<u>-</u>
AGM-28B	SAC	17	342	324	317	-	-	-
<u>Strategic Missiles - Total</u>		<u>26</u>	<u>1,054</u>	<u>1,045</u>	<u>1,004</u>	<u>1,102</u>	<u>1,047</u>	<u>1,004</u>
LGM-25C	SAC	6	54	57	54	285	261	261
LGM-30B	SAC	4	200	200	198	142	135	134
LGM-30B/F	SAC	3	150	151	148	90	115	91
LGM-30F	SAC	10	500	505	485	450	419	413
LGM-30G	SAC	3	150	132	119	135	117	105
<u>STRATEGIC - DEFENSIVE</u>								
<u>Fighter/Interceptor - Total</u>		<u>11</u>	<u>198</u>	<u>194</u>	<u>119</u>	<u>262</u>	<u>223</u>	<u>219</u>
F-106A/B	ADC	11	198	194	119	262	223	219
<u>Airborne Early Warning and Control - Total</u>		<u>2</u>	<u>18</u>	<u>17</u>	<u>10</u>	<u>34</u>	<u>27</u>	<u>20</u>
EC-121Q/T	ADC	2	18	17	10	34	27	20
<u>Defense System Evaluation - Total</u>		<u>2</u>	<u>43</u>	<u>46</u>	<u>30</u>	<u>62</u>	<u>65</u>	<u>64</u>
B/EB/RB-57A/B/C/E	ADC	2	43	46	30	62	65	64

CLASSIFIED BY X00
SUBJECT TO GENERAL DE-
CLASSIFICATION SCHEDULE
OF EXECUTIVE ORDER 11652
AUTOMATICALLY DOWNGRADED
AT TWO YEAR INTERVALS
DECLASSIFIED ON: 31 DEC 1981

TABLE 8 - USAF COMBAT AND COMBAT SUPPORT FORCES, READINESS STATUS OF AIRCRAFT AND AIRCREWS BY GEOGRAPHICAL AREA, WORLD-WIDE - AT END OF QUARTER - FY 1972 (CONTINUED)

WEAPON SYSTEM	COMMAND OF ASSIGNMENT	SQUADRONS ORGANIZED	AIRCRAFT			AIRCREWS		
			Authorized	Possessed	Ready	Authorized	Formed	Ready
<u>CONTINENTAL UNITED STATES (Continued)</u>								
<u>30 SEPTEMBER 1971 (Continued)</u>								
<u>STRATEGIC - DEFENSIVE (Contd.)</u>								
<u>Air Defense Missile - Total</u>		<u>5</u>	<u>140</u>	<u>140</u>	<u>132</u>	<u>-</u>	<u>-</u>	<u>-</u>
CIM-10B	ADC	5	140	140	132	-	-	-
<u>GENERAL PURPOSE</u>								
<u>Tactical Fighter - Total</u>		<u>24</u>	<u>504</u>	<u>528</u>	<u>379</u>	<u>659</u>	<u>511</u>	<u>358</u>
A-7D	TAC	4	96	89	54	120	81	68
F-100D/F	TAC	2	28	56	48	60	55	51
F-105D/F/G	TAC	3	72	72	46	90	72	65
F-111A	TAC	3	72	74	39	90	74	55
F-111F	TAC	1	20	3	2	25	6	-
F-4E	TAC	11	216	234	190	274	223	119
<u>Tactical Reconnaissance - Total</u>		<u>6</u>	<u>108</u>	<u>129</u>	<u>110</u>	<u>138</u>	<u>98</u>	<u>68</u>
RF-4C	TAC	6	108	129	110	138	98	68
<u>Special Operations - Total</u>		<u>3</u>	<u>31</u>	<u>37</u>	<u>34</u>	<u>34</u>	<u>35</u>	<u>15</u>
A-37B	TAC	1	9	11	9	11	20	-
C/UC-123K	TAC	1	9	13	13	6	-	-
C-130E	TAC	-	4	2	2	6	5	5
CH-3E	TAC	-	-	2	2	-	1	1
U-10B	TAC	1	9	9	8	11	9	9
<u>Tactical Airlift - Total</u>		<u>12</u>	<u>192</u>	<u>154</u>	<u>129</u>	<u>480</u>	<u>427</u>	<u>298</u>
C-130E	TAC	12	192	154	129	480	427	298
<u>Tactical Air Control System (Other)-</u> <u>Total</u>		<u>2</u>	<u>52</u>	<u>45</u>	<u>44</u>	<u>102</u>	<u>53</u>	<u>32</u>
O-2A	TAC	2	52	45	44	102	53	32
<u>Tactical Drone Support - Total</u>		<u>1</u>	<u>4</u>	<u>2</u>	<u>-</u>	<u>8</u>	<u>3</u>	<u>3</u>
CH-3E	TAC	-	2	2	-	3	-	-
DC-130A	TAC	1	2	-	-	5	3	3
<u>INTELLIGENCE AND COMMUNICATIONS</u>								
<u>Mapping, Charting and Geodesy - Total</u>		<u>1</u>	<u>10</u>	<u>13</u>	<u>9</u>	<u>14</u>	<u>11</u>	<u>9</u>
CH-3E	MAC	1	4	6	5	6	4	3
RC-130A	MAC	-	3	3	2	4	3	3
RC-135A	MAC	-	3	4	2	4	4	3

TABLE 8 - USAF COMBAT AND COMBAT SUPPORT FORCES, READINESS STATUS OF AIRCRAFT AND AIRCREWS BY GEOGRAPHICAL AREA, WORLD-WIDE - AT END OF QUARTER - FY 1972 (CONTINUED)

WEAPON SYSTEM	COMMAND OF ASSIGNMENT	SQUADRONS ORGANIZED	AIRCRAFT			AIRCREWS		
			Authorized	Possessed	Ready	Authorized	Formed	Ready
<u>CONTINENTAL UNITED STATES (Continued)</u>								
<u>30 SEPTEMBER 1971 (Continued)</u>								
<u>INTELLIGENCE AND COMMUNICATIONS (Continued)</u>								
<u>Weather Service - Total</u>		<u>2</u>	<u>29</u>	<u>17</u>	<u>17</u>	<u>57</u>	<u>44</u>	<u>21</u>
RB-57C/F	MAC	1	19	13	13	40	29	13
WC-130B/E	MAC	1	4	2	2	7	6	4
WC-135B	MAC	-	6	2	2	10	9	4
<u>Aerospace Rescue/Recovery - Total</u>		<u>3</u>	<u>119</u>	<u>107</u>	<u>89</u>	<u>124</u>	<u>101</u>	<u>96</u>
CH-3	MAC	-	2	2	-	-	-	-
HC-130H/N/P	MAC	3	15	12	11	20	15	12
HH-3E	MAC	-	6	6	5	6	5	4
HH-43B/F	MAC	-	78	65	55	79	69	69
HH-53C	MAC	-	5	3	2	10	5	4
T/UH-1F/N	MAC	-	13	19	16	9	7	7
<u>National Emergency Airborne Command Post (NEACP) - Total</u>		<u>1</u>	<u>3</u>	<u>3</u>	<u>3</u>	<u>5</u>	<u>5</u>	<u>5</u>
EC-135J	HQC	1	3	3	3	5	5	5
<u>Intelligence and Communications (Other) - Total</u>		<u>3</u>	<u>29</u>	<u>22</u>	<u>13</u>	<u>48</u>	<u>40</u>	<u>38</u>
DC-130A/E	SAC	1	12	3	3	15	9	9
K/RC-135C/R/T/U	SAC	1	11	9	7	21	20	18
U/WU-2F/G/R	SAC	1	6	10	3	12	11	11
<u>AIRLIFT</u>								
<u>Industrial Fund</u>								
<u>Military Airlift - Total</u>		<u>16</u>	<u>288</u>	<u>264</u>	<u>190</u>	<u>864</u>	<u>660</u>	<u>546</u>
C-141A	MAC	13	234	234	175	702	581	485
C-5A	MAC	3	54	30	15	162	79	61
<u>Aeromedical Airlift - Total</u>		<u>1</u>	<u>11</u>	<u>10</u>	<u>7</u>	<u>22</u>	<u>18</u>	<u>16</u>
C-9A	MAC	1	11	10	7	22	18	16

TABLE 8 - USAF COMBAT AND COMBAT SUPPORT FORCES, READINESS STATUS OF AIRCRAFT AND AIRCREWS BY GEOGRAPHICAL AREA, WORLD-WIDE - AT END OF QUARTER - FY 1972 (CONTINUED)

WEAPON SYSTEM	COMMAND OF ASSIGNMENT	SQUADRONS ORGANIZED	AIRCRAFT			AIRCREWS		
			Authorized	Possessed	Ready	Authorized	Formed	Ready
<u>EUROPE (England, Germany, Italy, Netherlands, Spain, Turkey)</u>								
<u>30 SEPTEMBER 1971 (Continued)</u>								
<u>STRATEGIC - OFFENSIVE</u>								
<u>Air Refueling - Total</u>		-	-	15	15	-	-	4
KC-135A/Q	SAC	-	-	15	15	-	-	4
<u>GENERAL PURPOSE</u>								
<u>Tactical Fighter - Total</u>		25	559	534	397	675	562	456
F-100D/F	AFE	3	73	55	44	68	61	57
F-111E	AFE	3	72	79	35	90	70	35
F-4C	AFE	3	72	65	44	90	70	54
F-4D	AFE	9	216	217	178	270	234	200
F-4E	AFE	7	126	118	96	157	127	110
<u>Tactical Reconnaissance - Total</u> . .		5	90	84	61	115	92	80
RF-4C		5	90	84	61	115	92	80
<u>Special Operations - Total</u>		1	13	8	4	17	13	6
C-123K	AFE	1	4	-	-	6	6	-
C-130E	AFE	-	3	4	3	6	4	4
C-47A	AFE	-	2	2	-	2	2	2
UH-1N	AFE	-	4	2	1	3	1	-
<u>Tactical Airlift - Total</u>		-	-	32	26	-	36	36
C-130E	AFE	-	-	32	26	-	36	36
<u>Tactical Electronic Warfare - Total</u>		1	16	18	10	20	16	15
EB-66C/E	AFE	1	16	18	10	20	16	15
<u>Airborne Command Post (CINCEUR) - Total</u>		1	5	4	3	7	5	5
EC-135H	AFE	1	5	4	3	7	5	5
<u>INTELLIGENCE AND COMMUNICATIONS</u>								
<u>Aerospace Rescue/Recovery - Total</u> .		2	43	38	31	46	33	31
HC-130H	MAC	2	14	13	9	17	9	9
HH-3E	MAC	-	4	3	3	4	3	3
HH-43B/F	MAC	-	25	22	19	25	21	19

TABLE 8 - USAF COMBAT AND COMBAT SUPPORT FORCES, READINESS STATUS OF AIRCRAFT AND AIRCREWS BY GEOGRAPHICAL AREA, WORLD-WIDE - AT END OF QUARTER - FY 1972 (CONTINUED)

WEAPON SYSTEM	COMMAND OF ASSIGNMENT	SQUADRONS ORGANIZED	AIRCRAFT			AIRCREWS		
			Authorized	Possessed	Ready	Authorized	Formed	Ready

EUROPE (England, Germany, Italy, Netherlands, Spain, Turkey) (Continued)

30 SEPTEMBER 1971 (Continued)

<u>INTELLIGENCE AND COMMUNICATIONS</u> (Continued)									
<u>Intelligence and Communications (Other) - Total</u>			<u>2</u>	<u>12</u>	<u>11</u>	<u>7</u>	<u>14</u>	<u>13</u>	<u>11</u>
C-130B	AFE	1	8	8	4	8	8	6	
C-97A	AFE	1	4	3	3	6	5	5	
<u>AIRLIFT</u>									
<u>Non-Industrial Fund</u>									
<u>Tactical Aeromedical Airlift - Total</u>			<u>1</u>	<u>10</u>	<u>9</u>	<u>4</u>	<u>16</u>	<u>15</u>	<u>14</u>
C-118	AFE	1	5	4	1	8	7	6	
C-131	AFE	-	5	5	3	8	8	8	

ATLANTIC AREA (Azores, Bermuda, Greenland, Iceland, Puerto Rico, Canal Zone)

30 SEPTEMBER 1971 (Continued)

<u>GENERAL PURPOSE</u>									
<u>Fighter/Attack - Total</u>			<u>1</u>	<u>12</u>	<u>12</u>	<u>12</u>	<u>19</u>	<u>17</u>	<u>17</u>
F/TF-102A	ADC	1	12	12	12	19	17	17	
<u>Special Operations - Total</u>			<u>2</u>	<u>20</u>	<u>26</u>	<u>17</u>	<u>32</u>	<u>31</u>	<u>28</u>
A-37B	SOU	1	12	13	11	17	19	17	
C-123K	SOU	1	4	8	3	10	7	7	
UH-1N	SOU	-	4	5	3	5	5	4	
<u>Tactical Airlift - Total</u>			<u>-</u>	<u>-</u>	<u>6</u>	<u>5</u>	<u>-</u>	<u>7</u>	<u>7</u>
C-130E	SOU	-	-	6	5	-	7	7	
<u>INTELLIGENCE AND COMMUNICATIONS</u>									
<u>Weather Service - Total</u>			<u>1</u>	<u>9</u>	<u>15</u>	<u>13</u>	<u>16</u>	<u>15</u>	<u>15</u>
RB-57F	MAC	-	-	6	6	-	-	9	
WC-130B	MAC	1	9	9	7	16	15	6	

TABLE 8 - USAF COMBAT AND COMBAT SUPPORT FORCES, READINESS STATUS OF AIRCRAFT AND AIRCREWS BY GEOGRAPHICAL AREA, WORLD-WIDE - AT END OF QUARTER - FY 1972 (CONTINUED)

WEAPON SYSTEM	COMMAND OF ASSIGNMENT	SQUADRONS ORGANIZED	AIRCRAFT			AIRCREWS		
			Authorized	Possessed	Ready	Authorized	Formed	Ready

ATLANTIC AREA (Azores, Bermuda, Greenland, Iceland, Puerto Rico, Canal Zone) (Continued)

30 SEPTEMBER 1971 (Continued)

<u>INTELLIGENCE AND COMMUNICATIONS (Continued)</u>								
<u>Aerospace Rescue/Recovery - Total</u>		-	<u>7</u>	<u>7</u>	<u>5</u>	<u>8</u>	<u>4</u>	<u>4</u>
HC-130H	MAC	-	-	1	-	-	-	1
HH-3E	MAC	-	5	4	3	6	2	2
HH-43B/F	MAC	-	2	2	2	2	2	1

CANADA (Labrador)

30 SEPTEMBER 1971 (Continued)

<u>STRATEGIC - OFFENSIVE</u>								
<u>Air Refueling - Total</u>		-	-	<u>12</u>	<u>12</u>	-	-	<u>18</u>
KC-135A/Q	SAC	-	-	12	12	-	-	18

PACIFIC AREA (Guam, Hawaii, Japan, Korea, Okinawa, Philippines, South Vietnam, Thailand, Taiwan)

30 SEPTEMBER 1971 (Continued)

<u>STRATEGIC - OFFENSIVE</u>								
<u>Bomb, Heavy - Total</u>		<u>1</u>	<u>15</u>	<u>52</u>	<u>52</u>	<u>23</u>	-	<u>71</u>
B-52D	SAC	1	15	52	52	23	-	71
<u>Strategic Reconnaissance - Total</u>		-	-	<u>4</u>	<u>4</u>	-	-	<u>4</u>
SR-71A	SAC	-	-	4	4	-	-	4
<u>Air Refueling - Total</u>		<u>1</u>	<u>15</u>	<u>63</u>	<u>63</u>	<u>23</u>	<u>22</u>	<u>87</u>
KC-135A/Q	SAC	1	15	63	63	23	22	87
<u>STRATEGIC - DEFENSIVE</u>								
<u>Airborne Early Warning and Control-- Total</u>		-	-	<u>8</u>	<u>5</u>	-	-	<u>7</u>
EC-121T	PAF	-	-	8	5	-	-	7

TABLE 8 - USAF COMBAT AND COMBAT SUPPORT FORCES, READINESS STATUS OF AIRCRAFT AND AIRCREWS BY GEOGRAPHICAL AREA, WORLD-WIDE - AT END OF QUARTER - FY 1972 (CONTINUED)

WEAPON SYSTEM	COMMAND OF ASSIGNMENT	SQUADRONS ORGANIZED	AIRCRAFT			AIRCREWS		
			Authorized	Possessed	Ready	Authorized	Formed	Ready
PACIFIC AREA (Guam, Hawaii, Japan, Korea, Okinawa, Philippines, South Vietnam, Thailand, Taiwan) (Continued)								
30 SEPTEMBER 1971 (Continued)								
<u>GENERAL-PURPOSE</u>								
<u>Tactical Bomb - Total</u>		<u>1</u>	<u>10</u>	<u>10</u>	<u>7</u>	<u>15</u>	<u>16</u>	<u>16</u>
B-57G	PAF	1	10	10	7	15	16	16
<u>Tactical Fighter - Total</u>		<u>21</u>	<u>384</u>	<u>371</u>	<u>258</u>	<u>519</u>	<u>466</u>	<u>453</u>
F-105D/G	PAF	2	24	25	9	30	30	29
F-4C	PAF	2	48	43	31	64	63	57
F-4D	PAF	13	240	221	158	327	285	272
F-4E	PAF	4	72	82	60	98	88	95
<u>Tactical Reconnaissance - Total</u>		<u>2</u>	<u>36</u>	<u>38</u>	<u>31</u>	<u>53</u>	<u>48</u>	<u>48</u>
RF-4C	PAF	2	36	38	31	53	48	48
<u>Special Operations - Total</u>		<u>8</u>	<u>120</u>	<u>110</u>	<u>97</u>	<u>183</u>	<u>179</u>	<u>156</u>
A-1E/G/H/J	PAF	1	25	18	15	38	38	29
A-37B	PAF	1	25	26	21	38	36	35
AC-119K	PAF	1	16	8	4	24	22	19
AC-130A	PAF	1	12	8	6	24	23	20
C-123K	PAF	1	-	3	3	2	2	2
C-47A	PAF	1	6	6	5	9	6	5
CH-3E	PAF	1	2	4	3	3	3	3
CH-53C	PAF	-	10	9	7	12	11	11
O-2B	PAF	-	9	8	14	14	16	14
UH-1N	PAF	1	15	20	19	19	22	18
<u>Tactical Airlift - Total</u>		<u>11</u>	<u>178</u>	<u>173</u>	<u>141</u>	<u>366</u>	<u>351</u>	<u>291</u>
C/UC-123K	PAF	1	18	17	14	30	30	27
C-130B	PAF	2	32	32	27	64	64	60
C-130E	PAF	4	64	64	52	176	162	132
C-7A	PAF	4	64	60	48	96	95	72
<u>Tactical Air Control System (Other)- Total</u>		<u>2</u>	<u>24</u>	<u>23</u>	<u>18</u>	<u>32</u>	<u>31</u>	<u>20</u>
O-2A	PAF	2	24	23	18	32	31	20
<u>Tactical Air Control System (South- east Asia) - Total</u>		<u>7</u>	<u>255</u>	<u>246</u>	<u>185</u>	<u>426</u>	<u>399</u>	<u>346</u>
C-130E	PAF	1	7	7	5	21	17	17
EC-121R	PAF	1	9	7	3	13	13	13
O-2A/OV-10A	PAF	4	219	218	168	362	339	290
QU-22B	PAF	1	20	14	9	30	30	26

TABLE 8 - USAF COMBAT AND COMBAT SUPPORT FORCES, READINESS STATUS OF AIRCRAFT AND AIRCREWS BY GEOGRAPHICAL AREA, WORLD-WIDE - AT END OF QUARTER - FY 1972 (CONTINUED)

WEAPON SYSTEM	COMMAND OF ASSIGNMENT	SQUADRONS ORGANIZED	AIRCRAFT			AIRCREWS		
			Authorized	Possessed	Ready	Authorized	Formed	Ready
<u>PACIFIC AREA (Guam, Hawaii, Japan, Korea, Okinawa, Philippines, South Vietnam, Thailand, Taiwan) (Continued)</u>								
<u>30 SEPTEMBER 1971 (Continued)</u>								
<u>GENERAL PURPOSE (Continued)</u>								
<u>Tactical Electronic Warfare - Total</u>		<u>1</u>	<u>13</u>	<u>15</u>	<u>7</u>	<u>16</u>	<u>24</u>	<u>15</u>
EB-66C/E	PAF	1	13	15	7	16	24	15
<u>Airborne Command Post (CINCPAC) - Total</u>		<u>1</u>	<u>3</u>	<u>5</u>	<u>4</u>	<u>6</u>	<u>6</u>	<u>6</u>
EC-135P	PAF	1	3	5	4	6	6	6
<u>INTELLIGENCE AND COMMUNICATIONS</u>								
<u>Weather Service - Total</u>		<u>2</u>	<u>17</u>	<u>14</u>	<u>9</u>	<u>31</u>	<u>24</u>	<u>23</u>
RB-57F	MAC	1	3	3	3	6	5	5
WC-130B/E	MAC	1	9	8	3	16	11	10
WC-135B	MAC	-	5	3	3	9	8	8
<u>Aerospace Rescue/Recovery - Total</u>		<u>8</u>	<u>71</u>	<u>66</u>	<u>51</u>	<u>93</u>	<u>71</u>	<u>69</u>
HC-130H/N/P	MAC	5	29	24	20	44	33	31
HH-3E	MAC	-	9	9	7	4	4	4
HH-43B/F	MAC	3	13	12	8	15	12	11
HH-53C	MAC	-	20	21	16	30	22	23
<u>Intelligence and Communications (Other) - Total</u>		<u>4</u>	<u>63</u>	<u>58</u>	<u>45</u>	<u>128</u>	<u>116</u>	<u>106</u>
DC-130A/E	SAC	-	-	3	3	-	3	3
EC-47N/P/Q	PAF	3	57	46	33	114	97	87
RC-135M	SAC	1	6	6	6	14	13	13
U-2R	SAC	-	-	3	3	-	3	3
<u>AIRLIFT</u>								
<u>Non-Industrial Fund</u>								
<u>Tactical Aeromedical Airlift - Total</u>		<u>1</u>	<u>7</u>	<u>6</u>	<u>5</u>	<u>11</u>	<u>10</u>	<u>9</u>
C-118A	PAF	1	3	2	2	5	5	4
C-124A	PAF	-	4	4	3	6	5	5

TABLE 8 - USAF COMBAT AND COMBAT SUPPORT FORCES, READINESS STATUS OF AIRCRAFT AND AIRCREWS BY GEOGRAPHICAL AREA, WORLD-WIDE - AT END OF QUARTER - FY 1972 (CONTINUED)

WEAPON SYSTEM	COMMAND OF ASSIGNMENT	SQUADRONS ORGANIZED	AIRCRAFT			AIRCREWS		
			Authorized	Possessed	Ready	Authorized	Formed	Ready
<u>ALASKA</u>								
<u>30 SEPTEMBER 1971 (Continued)</u>								
<u>STRATEGIC - OFFENSIVE</u>								
<u>Air Refueling - Total</u>		-	-	-	<u>8</u>	-	-	<u>8</u>
KC-135A/Q	SAC	-	-	-	8	-	-	8
<u>GENERAL PURPOSE</u>								
<u>Tactical Fighter - Total</u>		<u>1</u>	<u>24</u>	<u>23</u>	<u>19</u>	<u>30</u>	<u>27</u>	<u>25</u>
F-4E	AAC	1	24	23	19	30	27	25
<u>Tactical Airlift - Total</u>		<u>1</u>	<u>18</u>	<u>15</u>	<u>11</u>	<u>23</u>	<u>19</u>	<u>18</u>
C-124, C-130A/D	AAC	1	18	15	11	23	19	18
<u>Tactical Air Control System</u> <u>(Other) - Total</u>		<u>1</u>	<u>8</u>	<u>1</u>	<u>1</u>	<u>14</u>	<u>4</u>	<u>4</u>
O-2A	AAC	1	8	1	1	14	4	4
<u>INTELLIGENCE AND COMMUNICATIONS</u>								
<u>Weather Service - Total</u>		-	-	<u>3</u>	<u>3</u>	-	-	-
RB-57, WC-135B	MAC	-	-	3	3	-	-	-
<u>Aerospace Rescue/Recovery - Total</u>		<u>1</u>	<u>4</u>	<u>3</u>	<u>2</u>	<u>6</u>	<u>4</u>	<u>4</u>
HC-130H/N	MAC	1	4	3	2	6	4	4
<u>Intelligence and Communications</u> <u>(Other) - Total</u>		<u>1</u>	<u>4</u>	<u>4</u>	<u>4</u>	<u>8</u>	<u>8</u>	<u>8</u>
RC-135D/S	SAC	1	4	4	4	8	8	8

TABLE 8 -- USAF COMBAT AND COMBAT SUPPORT FORCES, READINESS STATUS OF AIRCRAFT AND AIRCREWS BY GEOGRAPHICAL AREA, WORLD-WIDE -- AT END OF QUARTER -- FY 1972 (CONTINUED)

WEAPON SYSTEM	COMMAND OF ASSIGNMENT	SQUADRONS ORGANIZED	AIRCRAFT			AIRCREWS		
			Authorized	Possessed	Ready	Authorized	Formed	Ready
<u>CONTINENTAL UNITED STATES</u>								
<u>31 DECEMBER 1971</u>								
<u>STRATEGIC - OFFENSIVE</u>								
<u>Bomb - Total</u>		<u>28</u>	<u>830</u>	<u>886</u>	<u>835</u>	<u>1,232</u>	<u>1,123</u>	<u>1,071</u>
B-52C/D/F/G/H	SAC	24	382	408	392	569	523	496
FB-111A	SAC	4	448	478	443	663	600	575
<u>Strategic Reconnaissance - Total</u> . .		<u>1</u>	<u>12</u>	<u>14</u>	<u>13</u>	<u>14</u>	<u>16</u>	<u>15</u>
SR-71A	SAC	1	12	14	13	14	16	15
<u>Air Refueling - Total</u>		<u>37</u>	<u>615</u>	<u>521</u>	<u>510</u>	<u>963</u>	<u>814</u>	<u>692</u>
KC-135A/Q	SAC	37	615	521	510	963	814	692
<u>Post Attack Command Control System (PACCS) - Total</u>		<u>3</u>	<u>29</u>	<u>29</u>	<u>27</u>	<u>50</u>	<u>43</u>	<u>46</u>
EC-135A/C/G/L	SAC	3	29	29	27	50	43	46
<u>Missile Augmentation - Total</u>		<u>17</u>	<u>346</u>	<u>318</u>	<u>314</u>	<u>-</u>	<u>-</u>	<u>-</u>
AGM-28B	SAC	17	346	318	314	-	-	-
<u>Strategic Missiles - Total</u>		<u>26</u>	<u>1,054</u>	<u>1,040</u>	<u>1,000</u>	<u>999</u>	<u>995</u>	<u>977</u>
LGM-25C	SAC	6	54	58	54	285	260	260
LGM-30B	SAC	4	200	202	199	112	115	190
LGM-30B/F	SAC	3	150	131	123	56	122	114
LGM-30F	SAC	10	500	499	475	420	380	296
LGM-30G	SAC	3	150	150	149	126	118	117
<u>STRATEGIC - DEFENSIVE</u>								
<u>Fighter Interceptor - Total</u>		<u>11</u>	<u>198</u>	<u>192</u>	<u>150</u>	<u>264</u>	<u>238</u>	<u>232</u>
F-106A/B	ADC	11	198	192	150	264	238	232
<u>Airborne Early Warning and Control Total</u>		<u>2</u>	<u>20</u>	<u>12</u>	<u>8</u>	<u>38</u>	<u>31</u>	<u>11</u>
EC-121Q/T	ADC	2	20	12	8	38	31	11
<u>Defense System Evaluation - Total</u> . .		<u>2</u>	<u>48</u>	<u>38</u>	<u>25</u>	<u>55</u>	<u>40</u>	<u>38</u>
B/EB/RB-57A/B/C/E	ADC	2	48	38	25	55	40	38

TABLE 8 - USAF COMBAT AND COMBAT SUPPORT FORCES, READINESS STATUS OF AIRCRAFT AND AIRCREWS BY GEOGRAPHICAL AREA, WORLD-WIDE - AT END OF QUARTER - FY 1972 (CONTINUED)

WEAPON SYSTEM	COMMAND OF ASSIGNMENT	SQUADRONS ORGANIZED	AIRCRAFT			AIRCREWS		
			Authorized	Possessed	Ready	Authorized	Formed	Ready
CONTINENTAL UNITED STATES (Continued)								
31 DECEMBER 1971 (Continued)								
STRATEGIC - DEFENSIVE (Contd.)								
Air Defense Missile - Total		<u>5</u>	<u>140</u>	<u>140</u>	<u>140</u>	<u>-</u>	<u>-</u>	<u>-</u>
CIM-10B	ADC	5	140	140	140	-	-	-
GENERAL PURPOSE								
Tactical Fighter - Total		<u>29</u>	<u>624</u>	<u>677</u>	<u>524</u>	<u>809</u>	<u>691</u>	<u>465</u>
A-7D	TAC	5	120	122	61	150	121	80
F-100D/F	TAC	2	28	53	48	60	61	61
F-105D/F/G	TAC	3	72	66	55	90	75	68
F-111A	TAC	3	72	76	45	90	76	49
F-111F	TAC	1	20	24	9	25	18	-
F-4D	TAC	4	96	96	90	120	98	88
F-4E	TAC	11	216	240	216	274	242	119
Tactical Reconnaissance - Total		<u>6</u>	<u>108</u>	<u>131</u>	<u>122</u>	<u>138</u>	<u>101</u>	<u>76</u>
RF-4C	TAC	6	108	131	122	138	101	76
Special Operations - Total		<u>4</u>	<u>37</u>	<u>36</u>	<u>33</u>	<u>44</u>	<u>47</u>	<u>21</u>
A-37B	TAC	1	9	11	11	11	19	-
C/UC-123K	TAC	1	13	14	13	13	14	11
C-130E	TAC	1	4	3	2	6	5	5
U-10B	TAC	1	9	6	6	11	6	3
UH-1N	TAC	-	2	2	1	3	3	2
Tactical Airlift - Total		<u>10</u>	<u>176</u>	<u>141</u>	<u>117</u>	<u>440</u>	<u>397</u>	<u>304</u>
C-130E	TAC	10	176	141	117	440	397	304
Tactical Air Control System (Other)- Total		<u>3</u>	<u>62</u>	<u>57</u>	<u>51</u>	<u>109</u>	<u>71</u>	<u>47</u>
CH-3E	TAC	1	6	2	2	7	1	1
O-2A	TAC	2	56	55	49	102	70	46
Tactical Drone Support - Total		<u>1</u>	<u>6</u>	<u>4</u>	<u>4</u>	<u>13</u>	<u>6</u>	<u>6</u>
CH-3E	TAC	1	4	2	2	8	3	3
DC-130A	TAC	-	2	2	2	5	3	3

TABLE 8 - USAF COMBAT AND COMBAT SUPPORT FORCES, READINESS STATUS OF AIRCRAFT AND AIRCREWS BY GEOGRAPHICAL AREA, WORLD-WIDE - AT END OF QUARTER - FY 1972 (CONTINUED)

WEAPON SYSTEM	COMMAND OF ASSIGNMENT	SQUADRONS ORGANIZED	AIRCRAFT			AIRCREWS		
			Authorized	Possessed	Ready	Authorized	Formed	Ready
<u>CONTINENTAL UNITED STATES (Continued)</u>								
<u>31 DECEMBER 1971 (Continued)</u>								
<u>INTELLIGENCE AND COMMUNICATIONS</u>								
<u>Mapping, Charting and Geodesy - Total</u>		<u>1</u>	<u>10</u>	<u>14</u>	<u>11</u>	<u>14</u>	<u>17</u>	<u>16</u>
CH-3E	MAC	1	4	6	5	6	7	6
RC-130A	MAC	-	3	4	3	4	5	5
RC-135A	MAC	-	3	4	3	4	5	5
<u>Weather Service - Total</u>		<u>2</u>	<u>28</u>	<u>27</u>	<u>25</u>	<u>52</u>	<u>44</u>	<u>41</u>
RB-57C/F	MAC	1	19	19	19	35	32	29
WC-130B/E	MAC	1	4	3	2	7	6	6
WC-135B	MAC	-	5	5	4	10	6	6
<u>Aerospace Rescue/Recovery - Total</u>		<u>4</u>	<u>124</u>	<u>110</u>	<u>97</u>	<u>129</u>	<u>103</u>	<u>101</u>
CH-3E	MAC	-	3	3	3	-	3	3
HC-130H/N/P	MAC	3	15	13	9	20	14	14
HH-3E	MAC	-	6	5	4	6	6	6
HH-43B/F	MAC	1	79	65	59	84	65	63
HH-53C	MAC	-	5	5	4	6	6	6
T/UH-1F/N	MAC	-	16	19	18	13	9	9
<u>National Emergency Airborne Command Post (NEACP) - Total</u>		<u>1</u>	<u>3</u>	<u>4</u>	<u>3</u>	<u>5</u>	<u>2</u>	<u>2</u>
EC-135J	HQC	1	3	4	3	5	2	2
<u>Intelligence and Communications (Other) - Total</u>		<u>3</u>	<u>29</u>	<u>24</u>	<u>15</u>	<u>48</u>	<u>41</u>	<u>41</u>
DC-130A/E	SAC	1	12	3	3	15	8	8
K/RC-135C/R/T/U	SAC	1	11	11	10	21	21	21
U/WU-2C/F/G	SAC	1	6	10	2	12	12	12
<u>AIRLIFT</u>								
<u>Industrial Fund</u>								
<u>Military Airlift - Total</u>		<u>16</u>	<u>288</u>	<u>268</u>	<u>187</u>	<u>864</u>	<u>618</u>	<u>528</u>
C-141A	MAC	13	234	236	175	702	532	464
C-5A	MAC	3	54	32	12	162	86	64
<u>Aeromedical Airlift - Total</u>		<u>1</u>	<u>11</u>	<u>11</u>	<u>10</u>	<u>22</u>	<u>18</u>	<u>17</u>
C-9A	MAC	1	11	11	10	22	18	17

TABLE 8 - USAF COMBAT AND COMBAT SUPPORT FORCES, READINESS STATUS OF AIRCRAFT AND AIRCREWS BY GEOGRAPHICAL AREA, WORLD-WIDE - AT END OF QUARTER - FY 1972 (CONTINUED)

WEAPON SYSTEM	COMMAND OF ASSIGNMENT	SQUADRONS ORGANIZED	AIRCRAFT			AIRCREWS		
			Authorized	Possessed	Ready	Authorized	Formed	Ready
<u>EUROPE (England, Germany, Italy, Netherlands, Spain, Turkey)</u>								
<u>31 DECEMBER 1971 (Continued)</u>								
<u>STRATEGIC - OFFENSIVE</u>								
Air Refueling - Total		-	-	16	16	-	-	21
KC-135A/Q	SAC	-	-	16	16	-	-	21
<u>GENERAL PURPOSE</u>								
Tactical Fighter - Total		21	451	392	258	577	440	356
F-100D/F	AFE	3	73	21	18	90	38	37
F-111E	AFE	3	72	79	36	90	79	58
F-4C	AFE	3	72	63	42	90	74	59
F-4D	AFE	5	120	111	77	150	124	94
F-4E	AFE	7	114	118	85	157	125	108
Tactical Reconnaissance - Total		5	90	86	65	95	96	79
RF-4C	AFE	5	90	86	65	95	96	79
Special Operations - Total		1	8	7	6	11	8	8
C-130E	AFE	1	4	3	2	6	4	4
C-47A	AFE	-	2	2	2	2	2	2
UH-1N	AFE	-	2	2	2	3	2	2
Tactical Airlift - Total		-	-	16	13	-	20	20
C-130E	AFE	-	-	16	13	-	20	20
Tactical Electronic Warfare - Total		1	16	16	10	20	16	15
EB-66C/E	AFE	1	16	16	10	20	16	15
Airborne Command Post (CINCEUR) - Total		1	5	4	3	7	5	5
EC-135H	AFE	1	5	4	3	7	5	5
<u>INTELLIGENCE AND COMMUNICATIONS</u>								
Weather Service - Total		-	-	3	2	-	-	4
WC-130B	MAC	-	-	3	2	-	-	4

TABLE 8 - USAF COMBAT AND COMBAT SUPPORT FORCES, READINESS STATUS OF AIRCRAFT AND AIRCREWS BY GEOGRAPHICAL AREA, WORLD-WIDE - AT END OF QUARTER - FY 1972 (CONTINUED)

WEAPON SYSTEM	COMMAND OF ASSIGNMENT	SQUADRONS ORGANIZED	AIRCRAFT			AIRCREWS		
			Authorized	Possessed	Ready	Authorized	Formed	Ready

EUROPE (England, Germany, Italy, Netherlands, Spain, Turkey) (Continued)

31 DECEMBER 1971 (Continued)

INTELLIGENCE AND COMMUNICATIONS (Continued)									
<u>Aerospace Rescue/Recovery - Total</u>			<u>2</u>	<u>50</u>	<u>45</u>	<u>37</u>	<u>54</u>	<u>46</u>	<u>40</u>
HC-130H/N	MAC	2	14	12	9	17	17	16	
HH-3E	MAC	-	3	3	3	3	-	-	
HH-43B/F	MAC	-	30	29	24	30	27	22	
HH-53	MAC	-	3	1	1	4	2	2	
<u>Intelligence and Communications (Other) - Total</u>			<u>2</u>	<u>11</u>	<u>16</u>	<u>13</u>	<u>18</u>	<u>13</u>	<u>13</u>
C-130A/B	AFE	1	4	3	3	6	5	5	
C-97	AFE	1	7	13	10	12	8	8	
<u>AIRLIFT</u>									
<u>Non-Industrial Fund</u>									
<u>Tactical Aeromedical Airlift - Total</u>			<u>1</u>	<u>10</u>	<u>9</u>	<u>6</u>	<u>16</u>	<u>15</u>	<u>14</u>
C-118A	AFE	1	5	4	4	8	7	6	
C-131A	AFE	-	5	5	2	8	8	8	

ATLANTIC AREA (Azores, Bermuda, Greenland, Iceland, Puerto Rico, Canal Zone)

31 DECEMBER 1971 (Continued)

GENERAL PURPOSE									
<u>Fighter/Attack - Total</u>			<u>1</u>	<u>12</u>	<u>14</u>	<u>14</u>	<u>19</u>	<u>17</u>	<u>17</u>
F/TF-102A	ADC	1	12	14	14	19	17	17	
<u>Special Operations - Total</u>			<u>2</u>	<u>25</u>	<u>29</u>	<u>25</u>	<u>31</u>	<u>34</u>	<u>31</u>
A-37B	SOU	1	12	13	11	17	18	18	
C/UC-123K	SOU	1	6	6	6	10	8	7	
O-2B	SOU	-	3	3	3	-	4	-	
U-10B	TAC	-	-	2	2	-	-	2	
UH-1N	SOU	-	4	5	3	4	4	4	
<u>Tactical Airlift - Total</u>			<u>-</u>	<u>-</u>	<u>6</u>	<u>5</u>	<u>-</u>	<u>7</u>	<u>7</u>
C-130E	SOU	-	-	6	5	-	7	7	

TABLE 8 - USAF COMBAT AND COMBAT SUPPORT FORCES, READINESS STATUS OF AIRCRAFT AND AIRCREWS BY GEOGRAPHICAL AREA, WORLD-WIDE - AT END OF QUARTER - FY 1972 (CONTINUED)

WEAPON SYSTEM	COMMAND OF ASSIGNMENT	SQUADRONS ORGANIZED	AIRCRAFT			AIRCREWS		
			Authorized	Possessed	Ready	Authorized	Formed	Ready
<u>ATLANTIC AREA (Azores, Bermuda, Greenland, Iceland, Puerto Rico, Canal Zone) (Continued)</u>								
<u>31 DECEMBER 1971 (Continued)</u>								
<u>INTELLIGENCE AND COMMUNICATIONS</u>								
Aerospace Rescue/Recovery - Total		-	<u>3</u>	<u>4</u>	<u>4</u>	<u>3</u>	-	-
H-130H	MAC	-	-	1	1	-	-	-
HH-3E	MAC	-	3	3	3	3	-	-
<u>CANADA (Labrador)</u>								
<u>31 DECEMBER 1971 (Continued)</u>								
<u>STRATEGIC - OFFENSIVE</u>								
Air Refueling - Total		-	-	<u>12</u>	<u>12</u>	-	-	<u>12</u>
KC-135A/Q	SAC	-	-	12	12	-	-	12
<u>PACIFIC AREA (Guam, Hawaii, Japan, Korea, Okinawa, Philippines, South Vietnam, Thailand, Taiwan)</u>								
<u>31 DECEMBER 1971 (Continued)</u>								
<u>STRATEGIC - OFFENSIVE</u>								
Bomb, Heavy - Total		<u>1</u>	<u>15</u>	<u>8</u>	<u>8</u>	<u>23</u>	-	<u>33</u>
B-52D	SAC	1	15	8	8	23	-	33
Strategic Reconnaissance - Total		-	-	<u>4</u>	<u>3</u>	-	-	<u>4</u>
SR-71A	SAC	-	-	4	3	-	-	4
Air Refueling - Total		<u>1</u>	<u>15</u>	<u>26</u>	<u>26</u>	<u>23</u>	<u>22</u>	<u>30</u>
KC-135A/Q	SAC	1	15	26	26	23	22	30
<u>STRATEGIC - DEFENSIVE</u>								
Airborne Early Warning and Control - Total		-	-	<u>8</u>	<u>5</u>	-	-	<u>8</u>
EC-121T	ADC	-	-	8	5	-	-	8

TABLE 8 - USAF COMBAT AND COMBAT SUPPORT FORCES, READINESS STATUS OF AIRCRAFT AND AIRCREWS BY GEOGRAPHICAL AREA, WORLD-WIDE - AT END OF QUARTER - FY 1972 (CONTINUED)

WEAPON SYSTEM	COMMAND OF ASSIGNMENT	SQUADRONS ORGANIZED	AIRCRAFT			AIRCREWS		
			Authorized	Possessed	Ready	Authorized	Formed	Ready
<u>PACIFIC AREA (Guam, Hawaii, Japan, Korea, Okinawa, Philippines, South Vietnam, Thailand, Taiwan) (Continued)</u>								
<u>31 DECEMBER 1971 (Continued)</u>								
<u>GENERAL PURPOSE</u>								
<u>Tactical Bomb - Total</u>		<u>1</u>	<u>10</u>	<u>10</u>	<u>7</u>	<u>15</u>	<u>14</u>	<u>14</u>
B-57G	PAF	1	10	10	7	15	14	14
<u>Tactical Fighter - Total</u>		<u>19</u>	<u>348</u>	<u>348</u>	<u>244</u>	<u>495</u>	<u>442</u>	<u>401</u>
F-105D/G	PAF	2	24	28	23	34	32	28
F-4C	PAF	2	48	45	35	60	64	62
F-4D	PAF	11	204	201	141	293	252	223
F-4E	PAF	4	72	74	45	108	94	88
<u>Tactical Reconnaissance - Total</u>		<u>2</u>	<u>36</u>	<u>40</u>	<u>35</u>	<u>50</u>	<u>45</u>	<u>42</u>
RF-4C	PAF	2	36	40	35	50	45	42
<u>Special Operations - Total</u>		<u>8</u>	<u>125</u>	<u>124</u>	<u>74</u>	<u>187</u>	<u>184</u>	<u>170</u>
A-1E/G/H/J	PAF	1	25	21	12	38	41	37
A-37B	PAF	1	25	24	13	38	39	38
AC-119K	PAF	1	16	16	9	24	22	22
AC-130A/E	PAF	1	18	18	9	33	30	25
C-123K	PAF	1	-	2	2	3	3	3
C-47	PAF	1	5	4	3	6	6	6
CH-3E	PAF	1	2	3	-	3	2	2
CH-53C	PAF	-	10	11	8	12	11	10
O-2B	PAF	-	9	9	7	11	13	13
UH-1N	PAF	1	15	16	11	19	17	14
<u>Tactical Airlift - Total</u>		<u>9</u>	<u>146</u>	<u>151</u>	<u>112</u>	<u>307</u>	<u>290</u>	<u>256</u>
C/UC-123K	PAF	1	18	18	13	27	28	23
C-130B	PAF	1	16	18	10	32	35	33
C-130E	PAF	4	64	61	46	176	162	143
C-7A	PAF	3	48	54	43	72	65	57
<u>Tactical Air Control System (Other) - Total</u>		<u>2</u>	<u>24</u>	<u>28</u>	<u>20</u>	<u>32</u>	<u>37</u>	<u>27</u>
O-2A	PAF	2	24	28	20	32	37	27
<u>Tactical Air Control System (South-east Asia) - Total</u>		<u>6</u>	<u>228</u>	<u>221</u>	<u>160</u>	<u>360</u>	<u>325</u>	<u>258</u>
C-130E	PAF	1	7	8	7	21	23	20
EC-121R	PAF	1	6	-	-	9	3	-
O-2A/OV-10A	PAF	3	200	199	150	300	269	211
QU-22B	PAF	1	15	14	3	30	30	27

TABLE 8 — USAF COMBAT AND COMBAT SUPPORT FORCES, READINESS STATUS OF AIRCRAFT AND AIRCREWS BY GEOGRAPHICAL AREA, WORLD-WIDE — AT END OF QUARTER — FY 1972 (CONTINUED)

WEAPON SYSTEM	COMMAND OF ASSIGNMENT	SQUADRONS ORGANIZED	AIRCRAFT			AIRCREWS		
			Authorized	Possessed	Ready	Authorized	Formed	Ready
PACIFIC AREA (Guam, Hawaii, Japan, Korea, Okinawa, Philippines, South Vietnam, Thailand, Taiwan) (Continued)								
31 DECEMBER 1971 (Continued)								
<u>GENERAL PURPOSE (Continued)</u>								
<u>Tactical Electronic Warfare - Total</u>		<u>1</u>	<u>13</u>	<u>17</u>	<u>12</u>	<u>20</u>	<u>21</u>	<u>21</u>
EB-66C/E	PAF	1	13	17	12	20	21	21
<u>Airborne Command Post (CINCPAC) - Total</u>		<u>1</u>	<u>3</u>	<u>4</u>	<u>4</u>	<u>6</u>	<u>6</u>	<u>6</u>
EC-135P	PAF	1	3	4	4	6	6	6
<u>INTELLIGENCE AND COMMUNICATIONS</u>								
<u>Weather Service - Total</u>		<u>2</u>	<u>17</u>	<u>14</u>	<u>12</u>	<u>31</u>	<u>26</u>	<u>24</u>
RB-57F	MAC	1	3	3	3	6	5	5
WC-130B/E	MAC	1	9	7	5	16	12	10
WC-135B	MAC	-	5	4	4	9	9	9
<u>Aerospace Rescue/Recovery - Total</u>		<u>8</u>	<u>92</u>	<u>85</u>	<u>64</u>	<u>126</u>	<u>102</u>	<u>100</u>
HC-130H/N/P	MAC	5	29	25	20	44	35	33
HH-3E	MAC	-	12	12	9	14	12	12
HH-43B/F	MAC	1	31	30	22	38	34	34
HH-53C	MAC	2	20	18	13	30	21	21
<u>Intelligence and Communications (Other) - Total</u>		<u>3</u>	<u>58</u>	<u>58</u>	<u>49</u>	<u>108</u>	<u>99</u>	<u>98</u>
DC-130A/E	SAC	-	-	3	2	-	3	3
EC-47N/P/Q	PAF	2	52	46	38	94	78	77
RC-135C/M	SAC	1	6	6	6	14	15	15
U-2R	SAC	-	-	3	3	-	3	3
<u>AIRLIFT</u>								
<u>Non-Industrial Fund</u>								
<u>Tactical Aeromedical Airlift - Total</u>		<u>1</u>	<u>3</u>	<u>2</u>	<u>2</u>	<u>5</u>	<u>5</u>	<u>5</u>
C-118A	PAF	1	3	2	2	5	5	5

TABLE 8 - USAF COMBAT AND COMBAT SUPPORT FORCES, READINESS STATUS OF AIRCRAFT AND AIRCREWS BY GEOGRAPHICAL AREA, WORLD-WIDE - AT END OF QUARTER - FY 1972 (CONTINUED)

WEAPON SYSTEM	COMMAND OF ASSIGNMENT	SQUADRONS ORGANIZED	AIRCRAFT			AIRCREWS		
			Authorized	Possessed	Ready	Authorized	Formed	Ready
<u>ALASKA</u>								
31 DECEMBER 1971 (Continued)								
<u>STRATEGIC - OFFENSIVE</u>								
Air Refueling - Total		-	-	9	9	-	-	17
KC-135A/Q	SAC	-	-	9	9	-	-	17
<u>GENERAL PURPOSE</u>								
Tactical Fighter - Total		1	24	25	24	30	27	25
F-4E	AAC	1	24	25	24	30	27	25
Tactical Airlift - Total		1	18	17	14	23	21	17
C-124, C-130A/D	AAC	1	18	17	14	23	21	17
Tactical Air Control System (Other) - Total		1	9	9	7	12	5	2
O-2A	AAC	1	9	9	7	12	5	2
<u>INTELLIGENCE AND COMMUNICATIONS</u>								
Weather Service - Total		-	-	1	1	-	-	1
WC-130E	MAC	-	-	1	-	-	-	1
Aerospace Rescue/Recovery - Total		1	4	3	3	3	3	3
HC-130H/N	MAC	1	4	3	3	3	3	3
Intelligence and Communications (Other) - Total		1	4	3	3	8	9	9
RC-135D/S	SAC	1	4	3	3	8	9	9

TABLE 8 - USAF COMBAT AND COMBAT SUPPORT FORCES, READINESS STATUS OF AIRCRAFT AND AIRCREWS BY GEOGRAPHICAL AREA, WORLD-WIDE - AT END OF QUARTER - FY 1972 (CONTINUED)

WEAPON SYSTEM	COMMAND OF ASSIGNMENT	SQUADRONS ORGANIZED	AIRCRAFT			AIRCREWS		
			Authorized	Possessed	Ready	Authorized	Formed	Ready
<u>CONTINENTAL UNITED STATES</u>								
<u>31 MARCH 1972</u>								
<u>STRATEGIC - OFFENSIVE</u>								
Bomb - Total		<u>29</u>	<u>448</u>	<u>374</u>	<u>333</u>	<u>656</u>	<u>535</u>	<u>469</u>
B-52D/F/G/H	SAC	25	382	314	291	560	445	379
FB-111A	SAC	4	66	60	42	96	90	90
Strategic Reconnaissance - Total		<u>1</u>	<u>12</u>	<u>10</u>	<u>8</u>	<u>14</u>	<u>8</u>	<u>8</u>
SR-71A	SAC	1	12	10	8	14	8	8
Air Refueling - Total		<u>37</u>	<u>610</u>	<u>508</u>	<u>474</u>	<u>940</u>	<u>757</u>	<u>727</u>
KC-135A/Q	SAC	37	610	508	474	940	757	727
Post Attack Command Control System (PACCS) - Total		<u>3</u>	<u>29</u>	<u>25</u>	<u>25</u>	<u>50</u>	<u>44</u>	<u>43</u>
EC-135A/C/G/L	SAC	3	29	25	25	50	44	43
Missile Augmentation - Total		<u>17</u>	<u>340</u>	<u>340</u>	<u>329</u>	<u>-</u>	<u>-</u>	<u>-</u>
AGM-28B	SAC	17	340	340	329	-	-	-
Strategic Missiles - Total		<u>26</u>	<u>1,054</u>	<u>1,012</u>	<u>990</u>	<u>1,091</u>	<u>998</u>	<u>972</u>
LGM-25C	SAC	6	54	58	54	267	233	230
LGM-30B	SAC	5	250	252	249	145	141	138
LGM-30B/F	SAC	2	100	50	50	106	97	80
LGM-30F	SAC	9	450	451	438	405	377	376
LGM-30G	SAC	4	200	201	199	168	150	148
<u>STRATEGIC - DEFENSIVE</u>								
Fighter/Interceptor - Total		<u>11</u>	<u>198</u>	<u>173</u>	<u>141</u>	<u>264</u>	<u>232</u>	<u>225</u>
F-106A/B	ADC	11	198	173	141	264	232	225
Airborne Early Warning and Control - Total		<u>2</u>	<u>18</u>	<u>2</u>	<u>1</u>	<u>34</u>	<u>29</u>	<u>10</u>
C/EC-121G/Q/T	ADC	2	18	2	1	34	29	10
Defense System Evaluation - Total		<u>2</u>	<u>37</u>	<u>52</u>	<u>42</u>	<u>55</u>	<u>47</u>	<u>47</u>
B/EB-57A/B/C/E	ADC	2	37	52	42	55	47	47
Air Defense Missile - Total		<u>5</u>	<u>140</u>	<u>140</u>	<u>140</u>	<u>-</u>	<u>-</u>	<u>-</u>
CIM-10B	ADC	5	140	140	140	-	-	-

TABLE 8 - USAF COMBAT AND COMBAT SUPPORT FORCES, READINESS STATUS OF AIRCRAFT AND AIRCREWS BY GEOGRAPHICAL AREA, WORLD-WIDE - AT END OF QUARTER - FY 1972 (CONTINUED)

WEAPON SYSTEM	COMMAND OF ASSIGNMENT	SQUADRONS ORGANIZED	AIRCRAFT			AIRCREWS		
			Authorized	Possessed	Ready	Authorized	Formed	Ready
CONTINENTAL UNITED STATES (Continued)								
31 MARCH 1972 (Continued)								
<u>GENERAL PURPOSE</u>								
<u>Tactical Fighter - Total</u>		<u>31</u>	<u>688</u>	<u>525</u>	<u>391</u>	<u>864</u>	<u>774</u>	<u>526</u>
A-7D	TAC	6	144	-	-	180	166	113
F-100D/F	TAC	2	48	35	26	60	58	58
F-105D/F/G	TAC	3	72	60	50	90	77	65
F-111A	TAC	3	72	65	47	90	72	57
F-111F	TAC	2	40	34	5	50	39	2
F-4D	TAC	4	96	114	106	120	126	110
F-4E	TAC	11	216	217	157	274	236	121
<u>Tactical Reconnaissance - Total</u>		<u>6</u>	<u>108</u>	<u>121</u>	<u>109</u>	<u>138</u>	<u>101</u>	<u>76</u>
RF-4C	TAC	6	108	121	109	138	101	76
<u>Special Operations - Total</u>		<u>3</u>	<u>36</u>	<u>36</u>	<u>27</u>	<u>59</u>	<u>48</u>	<u>29</u>
A-37B	TAC	1	9	10	8	22	16	-
C/UC-123K	TAC	1	9	9	4	13	15	13
C-130E	TAC	1	4	3	1	6	5	5
U-10B	TAC	-	9	9	9	11	6	6
UH-1N	TAC	-	5	5	5	7	6	5
<u>Tactical Airlift - Total</u>		<u>11</u>	<u>176</u>	<u>136</u>	<u>112</u>	<u>440</u>	<u>268</u>	<u>268</u>
C-130A/B	TAC	11	176	136	112	440	268	268
<u>Tactical Air Control System (Other)</u>								
<u>Total</u>		<u>3</u>	<u>54</u>	<u>61</u>	<u>51</u>	<u>109</u>	<u>83</u>	<u>63</u>
CH-3E	TAC	1	6	2	1	7	5	4
O-2A	TAC	2	48	59	50	102	78	59
<u>Tactical Drone Support - Total</u>		<u>1</u>	<u>4</u>	<u>2</u>	<u>1</u>	<u>8</u>	<u>4</u>	<u>3</u>
CH-3E	TAC	-	2	-	-	3	1	-
DC-130E	TAC	1	2	2	1	5	3	3
<u>INTELLIGENCE AND COMMUNICATIONS</u>								
<u>Mapping, Charting and Geodesy - Total</u>		<u>1</u>	<u>8</u>	<u>14</u>	<u>9</u>	<u>14</u>	<u>16</u>	<u>15</u>
CH-3E	MAC	-	2	6	2	6	6	6
RC-130A	MAC	1	4	4	3	4	6	5
RC-135A	MAC	-	2	4	4	4	4	4

TABLE 8 - USAF COMBAT AND COMBAT SUPPORT FORCES, READINESS STATUS OF AIRCRAFT AND AIRCREWS BY GEOGRAPHICAL AREA, WORLD-WIDE - AT END OF QUARTER - FY 1972 (CONTINUED)

WEAPON SYSTEM	COMMAND OF ASSIGNMENT	SQUADRONS ORGANIZED	AIRCRAFT			AIRCREWS		
			Authorized	Possessed	Ready	Authorized	Formed	Ready
CONTINENTAL UNITED STATES (Continued)								
31 MARCH 1972 (Continued)								
<u>INTELLIGENCE AND COMMUNICATIONS (Continued)</u>								
<u>Weather Service - Total</u>		<u>2</u>	<u>24</u>	<u>18</u>	<u>17</u>	<u>46</u>	<u>42</u>	<u>37</u>
WB-57F	MAC	1	14	10	10	29	27	24
WC-130B/E	MAC	1	4	2	2	7	7	7
WC-135B	MAC	-	6	6	5	10	8	6
<u>Aerospace Rescue/Recovery - Total</u>		<u>3</u>	<u>117</u>	<u>114</u>	<u>85</u>	<u>121</u>	<u>106</u>	<u>101</u>
CH-3E	MAC	-	3	2	-	-	-	-
CH-53C	MAC	1	-	1	1	-	-	-
HC-130H/N/P	MAC	2	15	14	8	20	18	14
HH-3E	MAC	-	3	3	2	3	3	3
HH-43F	MAC	-	76	69	53	74	64	63
HH-53C	MAC	-	4	4	3	6	6	6
T/UH-1F/N	MAC	-	16	21	18	18	15	15
<u>National Emergency Airborne Command Post (NEACP) - Total</u>		<u>1</u>	<u>3</u>	<u>3</u>	<u>2</u>	<u>5</u>	<u>5</u>	<u>5</u>
EC-135J	HQC	1	3	3	2	5	5	5
<u>Intelligence and Communications (Other) - Total</u>		<u>3</u>	<u>23</u>	<u>20</u>	<u>10</u>	<u>45</u>	<u>38</u>	<u>37</u>
DC-130A/E	SAC	1	12	4	2	15	9	9
K/RC-135	SAC	1	5	7	5	18	16	15
U/WU-2C/F/G	SAC	1	6	9	3	12	13	13
<u>AIRLIFT</u>								
<u>Industrial Fund</u>								
<u>Military Airlift - Total</u>		<u>17</u>	<u>304</u>	<u>264</u>	<u>183</u>	<u>912</u>	<u>658</u>	<u>540</u>
C-141A	MAC	13	234	225	168	702	571	472
C-5A	MAC	4	70	39	15	210	87	68
<u>Aeromedical Airlift - Total</u>		<u>1</u>	<u>12</u>	<u>12</u>	<u>10</u>	<u>24</u>	<u>17</u>	<u>16</u>
C-9A	MAC	1	12	12	10	24	17	16

TABLE 8 - USAF COMBAT AND COMBAT SUPPORT FORCES, READINESS STATUS OF AIRCRAFT AND AIRCREWS BY GEOGRAPHICAL AREA, WORLD-WIDE - END OF QUARTER - FY 1972 (CONTINUED)

WEAPON SYSTEM	COMMAND OF ASSIGNMENT	SQUADRONS ORGANIZED	AIRCRAFT			AIRCREWS		
			Authorized	Possessed	Ready	Authorized	Formed	Ready
<u>EUROPE (England, Germany, Italy, Netherlands, Spain, Turkey)</u>								
<u>31 MARCH 1972 (Continued)</u>								
<u>STRATEGIC - OFFENSIVE</u>								
Air Refueling - Total		-	-	15	15	-	17	17
KC-135A/Q	SAC	-	-	15	15	-	17	17
<u>GENERAL PURPOSE</u>								
Tactical Fighter - Total		21	462	394	275	574	434	403
F-100D/F	AFE	2	48	6	5	60	64	60
F-111E	AFE	3	72	72	41	90	80	61
F-4C	AFE	3	72	58	36	90	71	67
F-4D	AFE	6	144	121	83	180	130	96
F-4E	AFE	7	126	137	110	154	139	119
Tactical Reconnaissance - Total		5	90	83	73	115	99	82
RF-4C	AFE	5	90	83	73	115	99	82
Special Operations - Total		1	6	5	4	10	9	8
C-130E	AFE	1	2	2	1	6	4	4
C-47A	AFE	-	2	1	1	2	3	2
UH-1N	AFE	-	2	2	2	2	2	2
Tactical Airlift - Total		-	-	32	22	-	40	40
C-130E	AFE	-	-	32	22	-	40	40
Tactical Electronic Warfare - Total		1	16	16	14	20	14	13
EB-66C/E	AFE	1	16	16	14	20	14	13
Airborne Command Post (CINCEUR) - Total		1	5	4	3	6	5	4
EC-135H	AFE	1	5	4	3	6	5	4
<u>INTELLIGENCE AND COMMUNICATIONS</u>								
Aerospace Rescue/Recovery - Total		1	41	34	28	43	38	35
HC-130H/N	MAC	1	11	5	3	12	9	9
HH-43F	MAC	-	26	25	23	27	27	24
HH-53C	MAC	-	4	4	2	4	2	2

TABLE 8 - USAF COMBAT AND COMBAT SUPPORT FORCES, READINESS STATUS OF AIRCRAFT AND AIRCREWS BY GEOGRAPHICAL AREA, WORLD-WIDE - END OF QUARTER - FY 1972 (CONTINUED)

WEAPON SYSTEM	COMMAND OF ASSIGNMENT	SQUADRONS ORGANIZED	AIRCRAFT			AIRCREWS		
			Authorized	Possessed	Ready	Authorized	Formed	Ready

EUROPE (England, Germany, Italy, Netherlands, Spain, Turkey) (Continued)

31 MARCH 1972 (Continued)

<u>INTELLIGENCE AND COMMUNICATIONS (Continued)</u>								
<u>Intelligence and Communications (Other) - Total</u>								
		<u>2</u>	<u>12</u>	<u>12</u>	<u>6</u>	<u>10</u>	<u>8</u>	<u>8</u>
C-130A/B	AFE	1	8	9	3	4	4	4
C-97G	AFE	1	4	3	3	6	4	4
 <u>AIRLIFT</u>								
<u>Non-Industrial Fund</u>								
<u>Tactical Aeromedical Airlift - Total</u>								
		<u>1</u>	<u>10</u>	<u>10</u>	<u>8</u>	<u>16</u>	<u>15</u>	<u>14</u>
C-118A	AFE	1	5	5	4	8	7	6
C-131A	AFE	-	5	5	4	8	8	8

ATLANTIC AREA (Azores, Bermuda, Greenland, Iceland, Puerto Rico, Canal Zone)

31 MARCH 1972 (Continued)

<u>GENERAL PURPOSE</u>								
<u>Fighter/Attack - Total</u>								
		<u>1</u>	<u>14</u>	<u>14</u>	<u>14</u>	<u>18</u>	<u>18</u>	<u>18</u>
F/TF-102A	ADC	1	14	14	14	18	18	18
<u>Special Operations - Total</u>								
		<u>1</u>	<u>25</u>	<u>29</u>	<u>26</u>	<u>36</u>	<u>31</u>	<u>29</u>
A-37B	SOU	1	12	13	11	17	14	12
C/UC/VC	SOU	-	6	5	4	10	7	7
O-2B	SOU	-	3	3	3	4	4	4
U-10B	TAC	-	-	2	2	-	2	2
UH-1N	SOU	-	4	6	6	5	4	4
<u>Tactical Airlift - Total</u>								
		<u>-</u>	<u>-</u>	<u>6</u>	<u>6</u>	<u>-</u>	<u>7</u>	<u>7</u>
C-130E	SOU	-	-	6	6	-	7	7

TABLE 8 - USAF COMBAT AND COMBAT SUPPORT FORCES, READINESS STATUS OF AIRCRAFT AND AIRCREWS BY GEOGRAPHICAL AREA, WORLD-WIDE - AT END OF QUARTER - FY 1972 (CONTINUED)

WEAPON SYSTEM	COMMAND OF ASSIGNMENT	SQUADRONS ORGANIZED	AIRCRAFT			AIRCREWS		
			Authorized	Possessed	Ready	Authorized	Formed	Ready

ATLANTIC AREA (Azores, Bermuda, Greenland, Iceland, Puerto Rico, Canal Zone) (Continued)

31 MARCH 1972 (Continued)

<u>INTELLIGENCE AND COMMUNICATIONS</u>									
<u>Mapping, Charting and Geodesy - Total</u>			-	-	<u>1</u>	<u>1</u>	-	<u>1</u>	<u>1</u>
RC-130A	MAC		-	-	1	1	-	1	1
<u>Weather Service - Total</u>			<u>1</u>	<u>9</u>	<u>6</u>	<u>4</u>	<u>16</u>	<u>14</u>	<u>14</u>
WC-130B	MAC		1	9	6	4	16	14	14
<u>Aerospace Rescue/Recovery - Total</u> .			<u>1</u>	<u>14</u>	<u>13</u>	<u>10</u>	<u>19</u>	<u>16</u>	<u>16</u>
HC-130H/N	MAC		1	6	5	3	9	8	8
HH-3E	MAC		-	8	8	7	10	8	8

CANADA (Labrador)

31 MARCH 1972 (Continued)

<u>Air Refueling - Total</u>			-	-	<u>8</u>	<u>8</u>	-	<u>8</u>	<u>8</u>
KC-135A/Q	SAC		-	-	8	8	-	8	8

PACIFIC AREA (Guam, Hawaii, Japan, Korea, Okinawa, Philippines, South Vietnam, Thailand, Taiwan)

31 MARCH 1972 (Continued)

<u>STRATEGIC - OFFENSIVE</u>									
<u>Bomb, Heavy - Total</u>			<u>1</u>	<u>15</u>	<u>83</u>	<u>83</u>	<u>23</u>	<u>107</u>	<u>107</u>
B-52D	SAC		1	15	83	83	23	107	107
<u>Strategic Reconnaissance - Total</u> .			-	-	<u>4</u>	<u>4</u>	-	<u>4</u>	<u>4</u>
SR-71	SAC		-	-	4	4	-	4	4
<u>Air Refueling - Total</u>			<u>1</u>	<u>15</u>	<u>77</u>	<u>77</u>	<u>23</u>	<u>130</u>	<u>130</u>
KC-135A/Q	SAC		1	15	77	77	23	130	130

TABLE 8 - USAF COMBAT AND COMBAT SUPPORT FORCES, READINESS STATUS OF AIRCRAFT AND AIRCREWS BY GEOGRAPHICAL AREA, WORLD-WIDE - AT END OF QUARTER - FY 1972 (CONTINUED)

WEAPON SYSTEM	COMMAND OF ASSIGNMENT	SQUADRONS ORGANIZED	AIRCRAFT			AIRCREWS		
			Authorized	Possessed	Ready	Authorized	Formed	Ready
PACIFIC AREA (Guam, Hawaii, Japan, Korea, Okinawa, Philippines, South Vietnam, Thailand, Taiwan) (Continued)								
31 MARCH 1972 (Continued)								
<u>STRATEGIC - DEFENSIVE</u>								
<u>Airborne Early Warning and Control -</u>								
<u>Total</u>		-	-	8	5	-	7	7
EC-121T	ADC	-	-	8	5	-	7	7
<u>GENERAL PURPOSE</u>								
<u>Tactical Bomb - Total</u>		1	10	10	6	16	15	15
B-57G	PAF	1	10	10	6	16	15	15
<u>Tactical Fighter - Total</u>		19	348	345	267	490	417	388
F-105D/G	PAF	2	24	28	18	26	25	24
F-4C	PAF	2	48	44	44	60	60	58
F-4D	PAF	11	204	202	161	296	244	220
F-4E	PAF	4	72	71	44	108	88	86
<u>Tactical Reconnaissance - Total</u>		2	36	36	31	50	45	42
RF-4C	PAF	2	36	36	31	50	45	42
<u>Special Operations - Total</u>		7	117	84	55	176	164	153
A-1E/G/H/J	PAF	1	25	15	12	38	41	37
A-37B	PAF	1	25	23	15	38	33	33
AC-119K	PAF	1	16	15	7	24	23	22
AC-130A/E	PAF	1	22	16	10	42	38	36
C-123K	PAF	1	4	4	3	3	3	3
CH-53C	PAF	1	10	11	8	12	14	12
UH-1N	PAF	1	15	-	-	19	12	10
<u>Tactical Airlift - Total</u>		8	141	84	69	295	196	196
C/UC-123K	PAF	1	24	13	13	36	24	24
C-130B	PAF	1	19	13	12	38	26	26
C-130E	PAF	4	68	42	30	176	117	117
C-7A	AFE	2	30	16	14	45	29	29
<u>Tactical Air Control System (Other) -</u>								
<u>Total</u>		2	24	28	21	32	33	33
O-2A	PAF	2	24	28	21	32	33	33

TABLE 8 - USAF COMBAT AND COMBAT SUPPORT FORCES, READINESS STATUS OF AIRCRAFT AND AIRCREWS BY GEOGRAPHICAL AREA, WORLD-WIDE - AT END OF QUARTER - FY 1972 (CONTINUED)

WEAPON SYSTEM	COMMAND OF ASSIGNMENT	SQUADRONS ORGANIZED	AIRCRAFT			AIRCREWS		
			Authorized	Possessed	Ready	Authorized	Formed	Ready
PACIFIC AREA (Guam, Hawaii, Japan, Korea, Okinawa, Philippines, South Vietnam, Thailand, Taiwan) (Continued)								
31 MARCH 1972 (Continued)								
<u>GENERAL PURPOSE (Continued)</u>								
<u>Tactical Air Control System (South-east Asia) - Total</u>		<u>5</u>	<u>220</u>	<u>199</u>	<u>176</u>	<u>342</u>	<u>326</u>	<u>297</u>
C-130E	PAF	1	7	8	7	21	22	20
O-2A/OV-10A	PAF	3	192	172	154	291	274	248
QU-22B	PAF	1	21	19	15	30	30	29
<u>Tactical Electronic Warfare - Total</u>		<u>1</u>	<u>13</u>	<u>14</u>	<u>7</u>	<u>20</u>	<u>22</u>	<u>21</u>
EB-66C/E	PAF	1	13	14	7	20	22	21
<u>Airborne Command Post (CINCPAC) - Total</u>		<u>1</u>	<u>3</u>	<u>4</u>	<u>2</u>	<u>6</u>	<u>6</u>	<u>6</u>
EC-135P	PAF	1	3	4	2	6	6	6
<u>INTELLIGENCE AND COMMUNICATIONS</u>								
<u>Weather Service - Total</u>		<u>1</u>	<u>11</u>	<u>13</u>	<u>10</u>	<u>22</u>	<u>20</u>	<u>19</u>
WB-57F	MAC	-	2	3	3	6	5	5
WC-130B/E	MAC	1	9	8	5	16	13	12
WC-135B	MAC	-	-	2	2	-	2	2
<u>Aerospace Rescue/Recovery - Total</u>		<u>7</u>	<u>79</u>	<u>77</u>	<u>53</u>	<u>118</u>	<u>91</u>	<u>85</u>
HC-130H/N	MAC	4	25	21	13	41	29	29
HH-3E	MAC	1	12	12	9	15	12	12
HH-43F	MAC	2	27	27	18	37	32	29
HH-53C	MAC	-	15	17	13	25	18	15
<u>Intelligence and Communications (Other) - Total</u>		<u>3</u>	<u>58</u>	<u>62</u>	<u>43</u>	<u>108</u>	<u>109</u>	<u>92</u>
DC-130A/E	SAC	-	-	3	3	-	3	3
EC-47	PAF	2	52	51	32	94	89	72
RC-135M	SAC	1	6	5	5	14	14	14
U-2R	SAC	-	-	3	3	-	3	3
<u>AIRLIFT</u>								
<u>Non-Industrial Fund</u>								
<u>Tactical Aeromedical Airlift - Total</u>		<u>1</u>	<u>6</u>	<u>4</u>	<u>4</u>	<u>15</u>	<u>11</u>	<u>11</u>
C-118A	PAF	1	2	2	2	5	5	5
C-9A	PAF	-	4	2	2	10	6	6

TABLE 8 - USAF COMBAT AND COMBAT SUPPORT FORCES, READINESS STATUS OF AIRCRAFT AND AIRCREWS BY GEOGRAPHICAL AREA, WORLD-WIDE - AT END OF QUARTER - FY 1972 (CONTINUED)

WEAPON SYSTEM	COMMAND OF ASSIGNMENT	SQUADRONS ORGANIZED	AIRCRAFT			AIRCREWS		
			Authorized	Possessed	Ready	Authorized	Formed	Ready
<u>ALASKA</u>								
<u>31 MARCH 1972 (Continued)</u>								
<u>STRATEGIC - OFFENSIVE</u>								
Air Refueling - Total		<u>2</u>	<u>-</u>	<u>9</u>	<u>9</u>	<u>-</u>	<u>9</u>	<u>9</u>
KC-135A/Q	SAC	-	-	9	9	-	9	9
<u>GENERAL PURPOSE</u>								
Tactical Fighter - Total		<u>1</u>	<u>24</u>	<u>24</u>	<u>22</u>	<u>30</u>	<u>32</u>	<u>28</u>
F-4E	AAC	1	24	24	22	30	32	28
Tactical Airlift - Total		<u>1</u>	<u>16</u>	<u>14</u>	<u>10</u>	<u>20</u>	<u>22</u>	<u>17</u>
C-130A/D	AAC	1	16	14	10	20	22	17
Tactical Air Control System (Other) - Total		<u>1</u>	<u>8</u>	<u>9</u>	<u>9</u>	<u>12</u>	<u>9</u>	<u>6</u>
O-2A	AAC	1	8	9	9	12	9	6
<u>INTELLIGENCE AND COMMUNICATIONS</u>								
Weather Service - Total		<u>-</u>	<u>-</u>	<u>2</u>	<u>2</u>	<u>-</u>	<u>3</u>	<u>3</u>
WB-57F	MAC	-	-	2	2	-	3	3
Aerospace Rescue/Recovery - Total		<u>1</u>	<u>4</u>	<u>3</u>	<u>2</u>	<u>6</u>	<u>5</u>	<u>4</u>
HC-130H/N	MAC	1	4	3	2	6	5	4
Intelligence and Communications (Other) - Total		<u>1</u>	<u>5</u>	<u>3</u>	<u>3</u>	<u>8</u>	<u>8</u>	<u>8</u>
RC-135D/S	SAC	1	5	3	3	8	8	8

TABLE 8 - USAF COMBAT AND COMBAT SUPPORT FORCES, READINESS STATUS OF AIRCRAFT AND AIRCREWS BY GEOGRAPHICAL AREA, WORLD-WIDE - AT END OF QUARTER - FY 1972 (CONTINUED)

WEAPON SYSTEM	COMMAND OF ASSIGNMENT	SQUADRONS ORGANIZED	AIRCRAFT			AIRCREWS		
			Authorized	Possessed	Ready	Authorized	Formed	Ready
<u>CONTINENTAL UNITED STATES</u>								
<u>30 JUNE 1972</u>								
<u>STRATEGIC - OFFENSIVE</u>								
<u>Bomb - Total</u>		<u>29</u>	<u>448</u>	<u>249</u>	<u>214</u>	<u>630</u>	<u>649</u>	<u>259</u>
B-52D/F/G/H	SAC	25	382	189	164	534	548	177
FB-111A	SAC	4	66	60	50	96	101	82
<u>Strategic Reconnaissance - Total</u>		<u>1</u>	<u>12</u>	<u>10</u>	<u>9</u>	<u>14</u>	<u>12</u>	<u>10</u>
SR-71A	SAC	1	12	10	9	14	12	10
<u>Air Refueling - Total</u>		<u>37</u>	<u>600</u>	<u>381</u>	<u>338</u>	<u>945</u>	<u>873</u>	<u>479</u>
KC-135A/Q	SAC	37	600	381	338	945	873	479
<u>Post Attack Command Control System (PACCS) - Total</u>		<u>3</u>	<u>29</u>	<u>22</u>	<u>21</u>	<u>50</u>	<u>44</u>	<u>36</u>
EC-135A/C/G/L	SAC	3	29	22	21	50	44	36
<u>Missile Augmentation - Total</u>		<u>17</u>	<u>342</u>	<u>338</u>	<u>317</u>	<u>-</u>	<u>-</u>	<u>-</u>
AGM-28B	SAC	17	342	338	317	-	-	-
<u>Strategic Missiles - Total</u>		<u>26</u>	<u>1,054</u>	<u>1,032</u>	<u>1,008</u>	<u>1,110</u>	<u>1,028</u>	<u>990</u>
LGM-25C	SAC	6	54	58	53	285	257	257
LGM-30B	SAC	5	250	251	247	146	147	138
LGM-30B/F	SAC	1	50	20	13	52	56	46
LGM-30F	SAC	9	450	452	450	408	374	372
LGM-30F/G	SAC	1	50	50	46	42	33	33
LGM-30G	SAC	4	200	201	199	177	161	144
<u>STRATEGIC - DEFENSIVE</u>								
<u>Fighter Interceptor - Total</u>		<u>9</u>	<u>162</u>	<u>157</u>	<u>136</u>	<u>216</u>	<u>210</u>	<u>204</u>
F-106A/B	ADC	9	162	157	136	216	210	204
<u>Airborne Early Warning and Control - Total</u>		<u>2</u>	<u>18</u>	<u>12</u>	<u>10</u>	<u>39</u>	<u>31</u>	<u>12</u>
C/EC-121G/Q/T	ADC	2	18	12	10	39	31	12
<u>Defense System Evaluation - Total</u>		<u>2</u>	<u>38</u>	<u>41</u>	<u>27</u>	<u>52</u>	<u>54</u>	<u>54</u>
B/EB-57B/C/E	ADC	2	38	41	27	52	54	54

TABLE 8 -- USAF COMBAT AND COMBAT SUPPORT FORCES, READINESS STATUS OF AIRCRAFT AND AIRCREWS BY GEOGRAPHICAL AREA, WORLD-WIDE -- AT END OF QUARTER -- FY 1972 (CONTINUED)

WEAPON SYSTEM	COMMAND OF ASSIGNMENT	SQUADRONS ORGANIZED	AIRCRAFT			AIRCREWS		
			Authorized	Possessed	Ready	Authorized	Formed	Ready
<u>CONTINENTAL UNITED STATES (Continued)</u>								
<u>30 JUNE 1972 (Continued)</u>								
<u>STRATEGIC - DEFENSIVE (Continued)</u>								
Air Defense Missile - Total		<u>3</u>	<u>84</u>	<u>84</u>	<u>84</u>	<u>-</u>	<u>-</u>	<u>-</u>
CIM-10B	ADC	3	84	84	84	-	-	-
<u>GENERAL PURPOSE</u>								
Tactical Fighter - Total		<u>34</u>	<u>732</u>	<u>473</u>	<u>315</u>	<u>919</u>	<u>545</u>	<u>279</u>
A-7D	TAC	6	144	144	99	180	157	125
F-100D/F	TAC	2	48	9	8	60	48	17
F-105D/F/G	TAC	3	72	37	30	90	27	25
F-111A/D	TAC	5	96	72	46	120	85	52
F-111F	TAC	3	60	64	11	75	66	18
F-4D	TAC	4	96	13	12	120	29	9
F-4E	TAC	11	216	134	109	274	133	33
Tactical Reconnaissance - Total		<u>6</u>	<u>108</u>	<u>125</u>	<u>109</u>	<u>138</u>	<u>98</u>	<u>76</u>
RF-4C	TAC	6	108	125	109	138	98	76
Special Operations - Total		<u>3</u>	<u>47</u>	<u>55</u>	<u>45</u>	<u>70</u>	<u>84</u>	<u>37</u>
A-37B	TAC	1	8	23	21	16	40	-
C-123K	TAC	1	13	13	8	19	16	15
C-130E	TAC	1	4	3	3	6	5	4
U-10B	TAC	-	2	2	2	3	7	7
UH-1N	TAC	-	20	14	11	26	16	11
Tactical Airlift - Total		<u>12</u>	<u>192</u>	<u>97</u>	<u>83</u>	<u>480</u>	<u>187</u>	<u>159</u>
C-130E	TAC	12	192	97	83	480	187	159
Tactical Air Control System (Other) -								
Total		<u>3</u>	<u>56</u>	<u>67</u>	<u>58</u>	<u>105</u>	<u>76</u>	<u>60</u>
CH-3E	TAC	1	8	7	4	3	1	-
O-2A	TAC	2	48	60	54	102	75	60
Tactical Drone Support - Total		<u>1</u>	<u>4</u>	<u>4</u>	<u>2</u>	<u>8</u>	<u>5</u>	<u>3</u>
CH-3E	TAC	1	2	2	-	3	1	-
DC-130A	TAC	-	2	2	2	5	4	3

TABLE 8 - USAF COMBAT AND COMBAT SUPPORT FORCES, READINESS STATUS OF AIRCRAFT AND AIRCREWS BY GEOGRAPHICAL AREA, WORLD-WIDE - AT END OF QUARTER - FY 1972 (CONTINUED)

WEAPON SYSTEM	SQUADRONS ORGANIZED	COMMAND OF ASSIGNMENT	AIRCRAFT			AIRCREWS			
			Authorized	Possessed	Ready	Authorized	Formed	Ready	
<u>CONTINENTAL UNITED STATES (Continued)</u>									
<u>30 JUNE 1972 (Continued)</u>									
<u>INTELLIGENCE AND COMMUNICATIONS</u>									
<u>Mapping, Charting and Geodesy - Total</u>			<u>1</u>	<u>4</u>	<u>3</u>	<u>2</u>	<u>7</u>	<u>7</u>	<u>6</u>
RC-130A	MAC		1	4	3	2	4	4	3
RC-135A	MAC		-	-	-	-	3	3	3
<u>Weather Service - Total</u>			<u>2</u>	<u>28</u>	<u>26</u>	<u>20</u>	<u>52</u>	<u>48</u>	<u>44</u>
WB-57C/F	MAC		1	18	17	17	35	33	30
WC-130B/E	MAC		1	4	2	1	7	7	7
WC-135B	MAC		-	6	7	2	10	8	7
<u>Aerospace Rescue/Recovery - Total</u>			<u>4</u>	<u>111</u>	<u>121</u>	<u>101</u>	<u>121</u>	<u>105</u>	<u>102</u>
CH-3E	MAC		-	3	4	4	3	3	3
CH-53C	MAC		1	-	2	2	-	-	-
HC-130H/N	MAC		2	17	17	9	20	18	17
HH-43F	MAC		-	67	72	65	71	61	60
HH-53C	MAC		1	8	4	3	9	7	6
T/UH-1F/N	MAC		-	16	22	18	18	16	16
<u>National Emergency Airborne Command Post (NEACP) - Total</u>			<u>1</u>	<u>3</u>	<u>3</u>	<u>2</u>	<u>-</u>	<u>5</u>	<u>5</u>
EC-135J	HQC		1	3	3	2	-	5	5
<u>Intelligence and Communications (Other) - Total</u>			<u>3</u>	<u>28</u>	<u>14</u>	<u>11</u>	<u>57</u>	<u>48</u>	<u>16</u>
DC-130A/E	SAC		1	12	3	3	27	18	-
R/RC-135C/R/T/U	SAC		1	10	7	5	18	16	15
U/WB-2R/C	SAC		1	6	4	3	12	14	1
<u>AIRLIFT</u>									
<u>Industrial Fund</u>									
<u>Military Airlift - Total</u>			<u>16</u>	<u>286</u>	<u>246</u>	<u>182</u>	<u>858</u>	<u>601</u>	<u>532</u>
C-141	MAC		12	216	211	164	648	527	459
C-5A	MAC		4	70	35	18	210	74	73
<u>Aeromedical Airlift - Total</u>			<u>1</u>	<u>12</u>	<u>12</u>	<u>11</u>	<u>21</u>	<u>16</u>	<u>15</u>
C-9A	MAC		1	12	12	11	21	16	15

TABLE 8 - USAF COMBAT AND COMBAT SUPPORT FORCES, READINESS STATUS OF AIRCRAFT AND AIRCREWS BY GEOGRAPHICAL AREA, WORLD-WIDE - AT END OF QUARTER - FY 1972 (CONTINUED)

WEAPON SYSTEM	COMMAND OF ASSIGNMENT	SQUADRONS ORGANIZED	AIRCRAFT			AIRCREWS		
			Authorized	Possessed	Ready	Authorized	Formed	Ready
<u>EUROPE (England, Germany, Italy, Netherlands, Spain, Turkey)</u>								
<u>30 JUNE 1972 (Continued)</u>								
<u>STRATEGIC - OFFENSIVE</u>								
Air Refueling - Total		-	-	16	16	-	4	4
KC-135A/Q	SAC	-	-	16	16	-	4	4
<u>GENERAL PURPOSE</u>								
Tactical Fighter - Total		21	462	387	315	574	429	360
F-111E	AFE	3	72	68	55	90	80	71
F-4C	AFE	3	72	60	49	90	81	72
F-4D	AFE	8	192	136	109	240	139	102
F-4E	AFE	7	126	123	102	154	129	115
Tactical Reconnaissance - Total		5	90	87	83	115	97	83
RF-4C	AFE	5	90	87	83	115	97	83
Special Operations - Total		1	10	10	9	14	11	10
C-130E	AFE	-	4	4	3	6	5	4
C-47A	AFE	1	2	2	2	3	3	3
UH-1N	AFE	-	4	4	4	5	3	3
Tactical Airlift - Total		-	48	37	32	40	79	78
C-130E	AFE	-	48	37	32	40	79	78
Tactical Electronic Warfare - Total		1	16	13	12	20	15	14
EB-66C	AFE	1	16	13	12	20	15	14
Airborne Command Post (CINCEUR) - Total		1	5	4	3	6	6	5
EC-135H	AFE	1	5	4	3	6	6	5
<u>INTELLIGENCE AND COMMUNICATIONS</u>								
Aerospace Rescue/Recovery - Total		1	38	31	29	43	40	39
HC-130H/N	MAC	1	8	2	2	12	9	9
HH-43F	MAC	-	26	25	24	27	28	27
HH-53C	MAC	-	4	4	3	4	3	3

TABLE 8 - USAF COMBAT AND COMBAT SUPPORT FORCES, READINESS STATUS OF AIRCRAFT AND AIRCREWS BY GEOGRAPHICAL AREA, WORLD-WIDE - AT END OF QUARTER - FY 1972 (CONTINUED)

WEAPON SYSTEM	COMMAND OF ASSIGNMENT	SQUADRONS ORGANIZED	AIRCRAFT			AIRCREWS		
			Authorized	Possessed	Ready	Authorized	Formed	Ready

EUROPE (England, Germany, Italy, Netherlands, Spain, Turkey) (Continued)

30 JUNE 1972 (Continued)

<u>INTELLIGENCE AND COMMUNICATIONS (Continued)</u>									
<u>Intelligence and Communications (Other) - Total</u>			<u>2</u>	<u>12</u>	<u>11</u>	<u>9</u>	<u>17</u>	<u>14</u>	<u>14</u>
C-130B	AFE	1	8	8	8	11	8	8	
C-97G	AFE	1	4	3	1	6	6	6	
<u>AIRLIFT</u>									
<u>Non-Industrial Fund</u>									
<u>Tactical Aeromedical Airlift - Total</u>			<u>1</u>	<u>9</u>	<u>7</u>	<u>5</u>	<u>11</u>	<u>10</u>	<u>10</u>
C-118A	AFE	1	4	4	3	5	5	5	
C-131A	AFE	-	5	3	2	6	5	5	

ATLANTIC AREA (Azores, Bermuda, Greenland, Iceland, Puerto Rico, Canal Zone)

30 JUNE 1972 (Continued)

<u>GENERAL PURPOSE</u>									
<u>Fighter/Attack - Total</u>			<u>1</u>	<u>14</u>	<u>14</u>	<u>13</u>	<u>36</u>	<u>30</u>	<u>30</u>
F/TF-102A	ADC	1	14	14	13	36	30	30	
<u>Special Operations - Total</u>			<u>1</u>	<u>26</u>	<u>22</u>	<u>18</u>	<u>36</u>	<u>23</u>	<u>23</u>
A-37B	SOU	1	12	9	5	17	7	7	
C/UC/VC-123K	SOU	-	7	3	4	10	7	7	
O-2B	SOU	-	3	3	2	4	4	4	
U-10B	TAC	-	-	2	2	-	2	2	
UH-1N	SOU	-	4	5	5	5	3	3	
<u>Tactical Airlift - Total</u>			<u>-</u>	<u>6</u>	<u>-</u>	<u>9</u>	<u>-</u>	<u>-</u>	<u>7</u>
C-130E	SOU	-	6	-	9	-	-	7	

TABLE 8 - USAF COMBAT AND COMBAT SUPPORT FORCES, READINESS STATUS OF AIRCRAFT AND AIRCREWS BY GEOGRAPHICAL AREA, WORLD-WIDE - AT END OF QUARTER - FY 1972 (CONTINUED)

WEAPON SYSTEM	COMMAND OF ASSIGNMENT	SQUADRONS ORGANIZED	AIRCRAFT			AIRCREWS		
			Authorized	Possessed	Ready	Authorized	Formed	Ready

ATLANTIC AREA (Azores, Bermuda, Greenland, Iceland, Puerto Rico, Canal Zone) (Continued)

30 JUNE 1972 (Continued)

<u>INTELLIGENCE AND COMMUNICATIONS</u>								
<u>Weather Service - Total</u>		<u>1</u>	<u>9</u>	<u>8</u>	<u>6</u>	<u>16</u>	<u>14</u>	<u>14</u>
WC-130B	MAC	1	9	8	6	16	14	14
<u>Aerospace Rescue/Recovery - Total</u> .		<u>1</u>	<u>14</u>	<u>13</u>	<u>10</u>	<u>20</u>	<u>19</u>	<u>17</u>
HC-130H	MAC	1	6	6	5	9	9	9
HH-3E	MAC	-	8	7	5	11	10	8

CANADA (Labrador)

30 JUNE 1972 (Continued)

<u>STRATEGIC - OFFENSIVE</u>								
<u>Air Refueling - Total</u>		<u>-</u>	<u>-</u>	<u>3</u>	<u>3</u>	<u>-</u>	<u>-</u>	<u>-</u>
KC-135A	SAC	-	-	3	3	-	-	-

PACIFIC AREA (Guam, Hawaii, Japan, Korea, Okinawa, Philippines, South Vietnam, Thailand, Taiwan)

30 JUNE 1972 (Continued)

<u>STRATEGIC - OFFENSIVE</u>								
<u>Bomb, Heavy - Total</u>		<u>1</u>	<u>15</u>	<u>202</u>	<u>137</u>	<u>23</u>	<u>240</u>	<u>239</u>
B-52D	SAC	1	15	202	137	23	240	239
<u>Strategic Reconnaissance - Total</u> .		<u>-</u>	<u>-</u>	<u>4</u>	<u>4</u>	<u>-</u>	<u>4</u>	<u>4</u>
SR-71A	SAC	-	-	4	4	-	4	4
<u>Air Refueling - Total</u>		<u>1</u>	<u>15</u>	<u>184</u>	<u>184</u>	<u>92</u>	<u>344</u>	<u>344</u>
KC-135A/Q	SAC	1	15	184	184	92	344	344

TABLE 8 - USAF COMBAT AND COMBAT SUPPORT FORCES, READINESS STATUS OF AIRCRAFT AND AIRCREWS BY GEOGRAPHICAL AREA, WORLD-WIDE - AT END OF QUARTER - FY 1972 (CONTINUED)

WEAPON SYSTEM	COMMAND OF ASSIGNMENT	SQUADRONS ORGANIZED	AIRCRAFT			AIRCREWS		
			Authorized	Possessed	Ready	Authorized	Formed	Ready
PACIFIC AREA (Guam, Hawaii, Japan, Korea, Philippines, South Vietnam, Thailand, Taiwan) (Continued)								
30 JUNE 1972 (Continued)								
<u>STRATEGIC - DEFENSIVE</u>								
Airborne Early Warning and Control - Total		-	9	8	6	7	8	7
EC-121T	ADC	-	9	8	6	7	8	7
<u>GENERAL PURPOSE</u>								
Tactical Bomb - Total		1	10	-	-	15	-	-
B-57G	DAF	1	10	-	-	15	-	-
Tactical Fighter - Total		17	537	455	333	717	646	558
F-105D/G	PAF	2	29	30	16	41	84	43
F-4C	PAF	2	48	41	36	60	58	54
F-4D	PAF	9	316	258	170	419	331	294
F-4E	PAF	4	144	126	111	197	173	167
Tactical Reconnaissance - Total		2	36	38	30	50	47	42
RF-4C	PAF	2	36	38	30	50	47	42
Special Operations - Total		6	94	72	49	152	130	117
A-1E/G/H/T	PAF	1	25	18	10	38	33	30
A-37B	PAF	1	25	15	14	38	33	30
AC-119K	PAF	1	16	15	9	24	21	19
AC/C-130A/E	PAF	2	18	15	14	40	32	29
CH-53C	PAF	1	10	9	2	12	11	9
Tactical Airlift - Total		6	132	128	90	326	293	282
C-130B/E	PAF	5	118	112	79	302	269	258
C-7A	PAF	1	14	16	11	24	24	24
Tactical Air Control System (Other) - (Total)		2	24	28	19	32	31	23
O-2A	PAF	2	24	28	19	32	31	23
Tactical Air Control System (South- east Asia) - Total		5	220	183	151	299	301	258
C-130B/E	PAF	1	9	10	7	28	23	21
O-2A/OV-10A	PAF	3	193	155	130	241	251	210
QU-22B	PAF	1	18	18	14	30	27	27

TABLE 8 — USAF COMBAT AND COMBAT SUPPORT FORCES, READINESS STATUS OF AIRCRAFT AND AIRCREWS BY GEOGRAPHICAL AREA, WORLD-WIDE — AT END OF QUARTER — FY 1972 (CONTINUED)

WEAPON SYSTEM	COMMAND OF ASSIGNMENT	SQUADRONS ORGANIZED	AIRCRAFT			AIRCREWS		
			Authorized	Possessed	Ready	Authorized	Formed	Ready
PACIFIC AREA (Guam, Hawaii, Japan, Korea, Okinawa, Philippines, South Vietnam, Thailand, Taiwan) (Continued)								
30 JUNE 1972 (Continued)								
<u>GENERAL PURPOSE (Continued)</u>								
<u>Tactical Electronic Warfare - Total</u>		<u>1</u>	<u>13</u>	<u>19</u>	<u>12</u>	<u>20</u>	<u>24</u>	<u>23</u>
EB-66C/E	PAF	1	13	19	12	20	24	23
<u>Airborne Command Post - Total</u>		<u>1</u>	<u>3</u>	<u>5</u>	<u>4</u>	<u>7</u>	<u>7</u>	<u>7</u>
EC-135P	PAF	1	3	5	4	7	7	7
<u>INTELLIGENCE AND COMMUNICATIONS</u>								
<u>Weather Service - Total</u>		<u>1</u>	<u>11</u>	<u>10</u>	<u>10</u>	<u>22</u>	<u>23</u>	<u>19</u>
WB-57F	MAC	-	2	3	3	6	6	6
WC-130B/E	MAC	1	9	7	7	16	17	13
<u>Aerospace Rescue/Recovery - Total</u>		<u>6</u>	<u>79</u>	<u>81</u>	<u>52</u>	<u>108</u>	<u>101</u>	<u>93</u>
HC-130H/N/P	MAC	2	25	22	13	32	31	28
HH-3E	MAC	1	12	14	8	15	17	16
HH-43F	MAC	3	27	29	20	38	33	33
HH-53C	MAC	-	15	16	11	23	20	16
<u>Intelligence and Communications (Other) - Total</u>		<u>3</u>	<u>61</u>	<u>65</u>	<u>51</u>	<u>111</u>	<u>101</u>	<u>76</u>
DC-130A/E	SAC	-	-	4	4	-	4	4
C/EC-47A/N/P/Q	PAF	2	53	50	36	97	78	67
KC/RC-135M/R/S	SAC	1	8	8	8	14	16	2
U-2R	SAC	-	-	3	3	-	3	3
<u>AIRLIFT</u>								
<u>Non-Industrial Fund</u>								
<u>Tactical Aeromedical Airlift - Total</u>		<u>1</u>	<u>4</u>	<u>4</u>	<u>4</u>	<u>6</u>	<u>6</u>	<u>6</u>
C-9A	PAF	1	4	4	4	6	6	6

TABLE 8 - USAF COMBAT AND COMBAT SUPPORT FORCES, READINESS STATUS OF AIRCRAFT AND AIRCREWS BY GEOGRAPHICAL AREA, WORLD-WIDE - AT END OF QUARTER - FY 1972 (CONTINUED)

WEAPON SYSTEM	COMMAND OF ASSIGNMENT	SQUADRONS ORGANIZED	AIRCRAFT			AIRCREWS		
			Authorized	Possessed	Ready	Authorized	Formed	Ready
<u>ALASKA</u>								
<u>30 JUNE 1972 (Continued)</u>								
<u>STRATEGIC - OFFENSIVE</u>								
<u>Air Refueling - Total</u>		-	-	<u>10</u>	<u>10</u>	-	<u>1</u>	<u>1</u>
KC-135A/O	SAC	-	-	10	10	-	1	1
<u>GENERAL PURPOSE</u>								
<u>Tactical Fighter - Total</u>		<u>1</u>	<u>24</u>	<u>24</u>	<u>22</u>	<u>36</u>	<u>38</u>	<u>30</u>
F-4E	AAC	1	24	24	22	36	38	30
<u>Tactical Airlift - Total</u>		<u>1</u>	<u>16</u>	<u>14</u>	<u>12</u>	<u>10</u>	-	-
C-130A/D	AAC	1	16	14	12	10	-	-
<u>Tactical Air Control System</u> <u>(Other) - Total</u>		<u>1</u>	<u>8</u>	<u>9</u>	<u>9</u>	<u>12</u>	<u>10</u>	<u>8</u>
C-2A	AAC	1	8	9	9	12	10	8
<u>INTELLIGENCE AND COMMUNICATIONS</u>								
<u>Aerospace Rescue/Recovery - Total</u>		<u>1</u>	<u>4</u>	<u>3</u>	<u>3</u>	<u>6</u>	<u>5</u>	<u>2</u>
HC-130H/N	MAC	1	4	3	3	6	5	2
<u>Intelligence and Communications</u> <u>(Other) - Total</u>		<u>1</u>	<u>3</u>	<u>4</u>	<u>4</u>	<u>8</u>	<u>10</u>	<u>10</u>
RC-135C/D/U	SAC	1	3	4	4	8	10	10

Source: Extracted and reformatted from FORSTAT Data by Management Information Division, Directorate of Management Analysis, Comptroller of the Air Force.

TABLE 9 - USAF COMBAT AND COMBAT SUPPORT FORCES, READINESS STATUS OF AIRCRAFT AND AIRCREWS IN SOUTHEAST ASIA BY WEAPONS SYSTEM, AT END OF QUARTER - FY 1972

(Table includes units in South Vietnam and Thailand, the only two countries on the Southeast Asia mainland in which the USAF had Combat and Combat Support units located on the dates shown. Data includes units on rotation from CONUS and other Pacific Air Force areas, and units permanently stationed in the two countries.)

WEAPONS SYSTEM	COMMAND OF ASSIGNMENT	SQUADRONS ORGANIZED	AIRCRAFT		AIRCREWS	
			Possessed	Ready	Formed	Ready
<u>30 SEPTEMBER 1971</u>						
<u>STRATEGIC - OFFENSIVE</u>						
<u>Bomb - Total</u>		-	44	44	-	44
B-52D	SAC	-	44	44	-	44
<u>Air Refueling - Total</u>		-	33	33	-	36
KC-135A	SAC	-	33	33	-	36
<u>STRATEGIC - DEFENSIVE</u>						
<u>Airborne Early Warning and Control - Total</u>		-	8	5	-	7
EC-121T	ADC	-	8	5	-	7
<u>GENERAL PURPOSE</u>						
<u>Tactical Bomb - Total</u>		1	10	7	16	16
B-57G	PAF	1	10	7	16	16
<u>Tactical Fighter - Total</u>		14	234	167	291	286
F-105G	PAF	1	11	8	15	15
F-4D	PAF	9	149	106	188	186
F-4E	PAF	4	74	53	88	85
<u>Tactical Reconnaissance - Total</u>		1	21	18	28	28
RF-4C	PAF	1	21	18	28	28
<u>Special Operations - Total</u>		8	123	100	184	171
A-1E/G/H/J	PAF	1	18	15	38	29
A-37B	PAF	1	26	21	36	35
AC-119K	PAF	1	8	4	22	19
AC/C-130A/E	PAF	1	11	9	28	25
C-123K	PAF	1	3	3	2	2
C-47A	PAF	1	6	5	6	5
CH-3E	PAF	1	4	3	3	3
CH-53C	PAF	-	9	7	11	11
O-2B	PAF	-	18	14	16	24
UH-1N	PAF	1	20	19	22	18

CLASSIFIED BY X00
 SUBJECT TO GENERAL DE-
 CLASSIFICATION SCHEDULE
 OF EXECUTIVE ORDER 11652
 AUTOMATICALLY DOWNGRADED
 AT TWO YEAR INTERVALS
 DECLASSIFIED ON: 31 DEC 1981

TABLE 9 - USAF COMBAT AND COMBAT SUPPORT FORCES, READINESS STATUS OF AIRCRAFT AND AIRCREWS IN SOUTHEAST ASIA BY WEAPONS SYSTEM, AT END OF QUARTER - FY 1972 (CONTINUED)

WEAPONS SYSTEM	COMMAND OF ASSIGNMENT	SQUADRONS ORGANIZED	AIRCRAFT		AIRCREWS	
			Possessed	Ready	Formed	Ready
<u>30 SEPTEMBER 1971</u> (Continued)						
<u>GENERAL PURPOSE</u>						
<u>Tactical Airlift - Total</u>		<u>5</u>	<u>121</u>	<u>102</u>	<u>125</u>	<u>167</u>
C/UC-123K	PAF	1	17	14	30	27
C-130B	PAF	-	12	11	-	19
C-130E	PAF	-	32	29	-	49
C-7A	PAF	4	60	48	95	72
<u>Tactical Air Control System (Southeast Asia) - Total</u>		<u>7</u>	<u>246</u>	<u>185</u>	<u>399</u>	<u>346</u>
C-130E	PAF	1	7	5	17	17
EC-121R	PAF	1	7	3	13	13
O-2A	PAF	4	132	102	220	189
OV-10A	PAF	-	86	66	119	101
QU-22B	PAF	1	14	9	30	26
<u>Tactical Electronic Warfare - Total</u>		<u>1</u>	<u>15</u>	<u>7</u>	<u>24</u>	<u>15</u>
EB-66C/E	PAF	1	15	7	24	15
<u>INTELLIGENCE AND COMMUNICATIONS</u>						
<u>Weather Service - Total</u>		<u>-</u>	<u>2</u>	<u>2</u>	<u>-</u>	<u>2</u>
WC-130B/E	MAC	-	2	2	-	2
<u>Aerospace Rescue/Recovery - Total</u>		<u>3</u>	<u>50</u>	<u>42</u>	<u>59</u>	<u>56</u>
HC-130N/P	MAC	1	9	9	13	11
HH-43B/F	MAC	2	20	17	24	23
HH-53C	MAC	-	21	16	22	22
<u>Intelligence and Communications (Other) - Total</u>		<u>4</u>	<u>56</u>	<u>43</u>	<u>102</u>	<u>98</u>
DC-130A/E	SAC	-	2	2	2	2
EC-47N/P/Q	PAF	3	46	33	97	87
RC-130B	PAF	1	5	5	-	6
U-2R	SAC	-	3	3	3	3

TABLE 9 - USAF COMBAT AND COMBAT SUPPORT FORCES, READINESS STATUS OF AIRCRAFT AND AIRCREWS IN SOUTHEAST ASIA BY WEAPONS SYSTEM, AT END OF QUARTER - FY 1972 (CONTINUED)

WEAPONS SYSTEM	COMMAND OF ASSIGNMENT	SQUADRONS ORGANIZED	AIRCRAFT		AIRCREWS	
			Possessed	Ready	Formed	Ready
31 DECEMBER 1971						
<u>STRATEGIC - OFFENSIVE</u>						
<u>Bomb - Total</u>		-	44	44	-	44
B-52D	SAC	-	44	44	-	44
<u>Air Refueling - Total</u>		-	41	41	-	53
KC-135A	SAC	-	41	41	-	53
<u>STRATEGIC - DEFENSIVE</u>						
<u>Airborne Early Warning and Control - Total</u> . .		-	4	3	-	4
EC-121T	ADC	-	4	3	-	4
<u>GENERAL PURPOSE</u>						
<u>Tactical Bomb - Total</u>		1	10	7	14	14
B-57G	PAF	1	10	7	14	14
<u>Tactical Fighter - Total</u>		12	222	158	268	255
F-105G	PAF	1	14	10	16	16
F-4D	PAF	7	134	103	158	151
F-4E	PAF	4	74	45	94	88
<u>Tactical Reconnaissance - Total</u>		1	22	19	23	23
RF-4C	PAF	1	22	19	23	23
<u>Special Operations - Total</u>		8	127	77	189	175
A-1E/G/H/J	PAF	1	21	12	41	37
A-37B	PAF	1	24	13	39	38
AC-119K	PAF	1	16	9	22	22
AC/C-130A/E	PAF	1	21	12	35	30
C-123K	PAF	1	2	2	3	3
C-47A	PAF	1	4	3	6	6
CH-3E	PAF	1	3	-	2	2
CH-53C	PAF	-	11	8	11	10
O-2B	PAF	-	9	7	13	13
UH-1N	PAF	1	16	11	17	14

TABLE 9 - USAF COMBAT AND COMBAT SUPPORT FORCES, READINESS STATUS OF AIRCRAFT AND AIRCREWS IN SOUTHEAST ASIA BY WEAPONS SYSTEM, AT END OF QUARTER - FY 1972 (CONTINUED)

WEAPONS SYSTEM	COMMAND OF ASSIGNMENT	SQUADRONS ORGANIZED	AIRCRAFT		AIRCREWS	
			Possessed	Ready	Formed	Ready
31 DECEMBER 1971 (Continued)						
<u>GENERAL PURPOSE</u>						
<u>Tactical Airlift - Total</u>		<u>5</u>	<u>118</u>	<u>92</u>	<u>128</u>	<u>152</u>
C/UC-123K	PAF	1	18	13	28	23
C-130B	PAF	1	18	10	35	33
C-130E	PAF	-	28	26	-	39
C-7A	PAF	3	54	43	65	57
<u>Tactical Air Control System (Southeast Asia) - Total</u>		<u>6</u>	<u>221</u>	<u>160</u>	<u>325</u>	<u>258</u>
C-130E	PAF	1	8	7	23	20
EC-121R	PAF	1	-	-	3	-
C-2A	PAF	2	118	96	163	123
OV-10A	PAF	1	81	54	106	88
QU-22B	PAF	1	14	3	30	27
<u>Tactical Electronic Warfare - Total</u>		<u>1</u>	<u>17</u>	<u>12</u>	<u>21</u>	<u>21</u>
EB-66C/E	PAF	1	17	12	21	21
<u>INTELLIGENCE AND COMMUNICATIONS</u>						
<u>Aerospace Rescue/Recovery - Total</u>		<u>3</u>	<u>46</u>	<u>34</u>	<u>58</u>	<u>57</u>
HC-130N/P	MAC	1	9	7	14	13
HH-43B/F	MAC	-	19	14	23	23
HH-53C	MAC	2	18	13	21	21
<u>Intelligence and Communications (Other) - Total</u>		<u>2</u>	<u>52</u>	<u>43</u>	<u>84</u>	<u>83</u>
DC-130A/E	SAC	-	3	2	3	3
EC-47N/P/Q	PAF	2	46	38	78	77
U-2R	SAC	-	3	3	3	3

TABLE 9 -- USAF COMBAT AND COMBAT SUPPORT FORCES, READINESS STATUS OF AIRCRAFT AND AIRCREWS IN SOUTHEAST ASIA BY WEAPONS SYSTEM, AT END OF QUARTER -- FY 1972 (CONTINUED)

WEAPONS SYSTEM	COMMAND OF ASSIGNMENT	SQUADRONS ORGANIZED	AIRCRAFT		AIRCREWS	
			Possessed	Ready	Formed	Ready
31 MARCH 1972						
<u>STRATEGIC - OFFENSIVE</u>						
<u>Bomb - Total</u>		-	52	52	60	60
B-52D	SAC	-	52	52	60	60
<u>Air Refueling - Total</u>		-	38	38	54	54
KC-135A	SAC	-	38	38	54	54
<u>STRATEGIC - DEFENSIVE</u>						
<u>Airborne Early Warning and Control - Total</u> . .		-	5	4	4	4
EC-121T	ADC	-	5	4	4	4
<u>GENERAL PURPOSE</u>						
<u>Tactical Bomb - Total</u>		1	10	6	15	15
B-57G	PAF	1	10	6	15	15
<u>Tactical Fighter - Total</u>		12	237	175	270	262
F-105G	PAF	1	16	10	18	18
F-4D	PAF	7	150	119	164	158
F-4E	PAF	4	71	44	88	86
<u>Tactical Reconnaissance - Total</u>		1	18	14	24	22
RF-4C	PAF	1	18	14	24	22
<u>Special Operations - Total</u>		7	84	55	164	153
A-1E	PAF	1	15	12	41	37
A-37B	PAF	1	23	15	33	33
AC-119K	PAF	1	15	7	23	22
AC/C-130A/E	PAF	1	16	10	38	36
C/UC/VC-123	PAF	1	4	3	3	3
CH-53C	PAF	1	11	8	14	12
UH-1N	PAF	1	-	-	12	10

TABLE 9 - USAF COMBAT AND COMBAT SUPPORT FORCES, READINESS STATUS OF AIRCRAFT AND AIRCREWS IN SOUTHEAST ASIA BY WEAPONS SYSTEM, AT END OF QUARTER - FY 1972 (CONTINUED)

WEAPONS SYSTEM	COMMAND OF ASSIGNMENT	SQUADRONS ORGANIZED	AIRCRAFT		AIRCREWS	
			Possessed	Ready	Formed	Ready
<u>31 MARCH 1972</u> (Continued)						
<u>GENERAL PURPOSE</u>						
<u>Tactical Airlift - Total</u>		<u>3</u>	<u>60</u>	<u>54</u>	<u>100</u>	<u>100</u>
C/UC-123K	PAF	1	13	13	24	24
C-130B	PAF	-	7	3	7	7
C-130E	PAF	-	24	24	40	40
C-7A	PAF	2	16	14	29	29
<u>Tactical Air Control System (Southeast Asia) - Total</u>		<u>5</u>	<u>199</u>	<u>176</u>	<u>335</u>	<u>295</u>
C-130E	PAF	1	8	7	22	20
C-2A	PAF	2	97	89	164	145
OV-10A	PAF	1	75	65	119	103
QU-22B	PAF	1	19	15	30	27
<u>Tactical Electronic Warfare - Total</u>		<u>1</u>	<u>14</u>	<u>7</u>	<u>22</u>	<u>21</u>
EB-66C/E	PAF	1	14	7	22	21
<u>INTELLIGENCE AND COMMUNICATIONS</u>						
<u>Aerospace Rescue/Recovery - Total</u>		<u>3</u>	<u>42</u>	<u>29</u>	<u>47</u>	<u>41</u>
HC-130P	MAC	1	8	4	9	9
HH-43F	MAC	2	17	12	20	17
HH-53C	MAC	-	17	13	18	15
<u>Intelligence and Communications (Other) - Total</u>		<u>2</u>	<u>56</u>	<u>37</u>	<u>94</u>	<u>77</u>
DC-130A/E	SAC	-	2	2	2	2
EC-47N/P/Q	PAF	2	51	32	89	72
U-2R	SAC	-	3	3	3	3

TABLE 9 — USAF COMBAT AND COMBAT SUPPORT FORCES, READINESS STATUS OF AIRCRAFT AND AIRCREWS IN SOUTHEAST ASIA BY WEAPONS SYSTEM, AT END OF QUARTER — FY 1972 (CONTINUED)

WEAPONS SYSTEM	COMMAND OF ASSIGNMENT	SQUADRONS ORGANIZED	AIRCRAFT		AIRCREWS	
			Possessed	Ready	Formed	Ready
30 JUNE 1972						
<u>STRATEGIC - OFFENSIVE</u>						
<u>Bomb - Total</u>		-	<u>54</u>	<u>53</u>	<u>62</u>	<u>61</u>
B-52D/G	SAC	-	54	53	62	61
<u>Air Refueling - Total</u>		-	<u>89</u>	<u>89</u>	<u>185</u>	<u>185</u>
KC-135A	SAC	-	89	89	185	185
<u>STRATEGIC - DEFENSIVE</u>						
<u>Airborne Early Warning and Control - Total</u> . .		-	<u>4</u>	<u>3</u>	<u>4</u>	<u>4</u>
EC-121T	ADC	-	4	3	4	4
<u>GENERAL PURPOSE</u>						
<u>Tactical Fighter - Total</u>		<u>14</u>	<u>385</u>	<u>276</u>	<u>487</u>	<u>459</u>
F-105G	PAF	1	30	16	80	39
F-4D	PAF	9	229	149	234	253
F-4E	PAF	4	126	111	173	167
<u>Tactical Reconnaissance - Total</u>		<u>2</u>	<u>38</u>	<u>30</u>	<u>47</u>	<u>42</u>
RF-4C	PAF	2	38	30	47	42
<u>Special Operations - Total</u>		<u>5</u>	<u>69</u>	<u>46</u>	<u>124</u>	<u>113</u>
A-1E	PAF	1	18	10	33	30
A-37B	PAF	1	15	14	33	30
AC-119K	PAF	1	15	9	21	19
AC/C-130A/E	PAF	1	12	11	26	25
CH-53C	PAF	1	9	2	11	9
<u>Tactical Airlift - Total</u>		<u>5</u>	<u>64</u>	<u>59</u>	<u>116</u>	<u>116</u>
C-130B	PAF	-	8	8	13	13
C-130E	PAF	4	40	40	79	79
C-7A	PAF	1	16	11	24	24

TABLE 9 - USAF COMBAT AND COMBAT SUPPORT FORCES, READINESS STATUS OF AIRCRAFT AND AIRCREWS IN SOUTHEAST ASIA BY WEAPONS SYSTEM, AT END OF QUARTER - FY 1972 (CONTINUED)

WEAPONS SYSTEM	COMMAND OF ASSIGNMENT	SQUADRONS ORGANIZED	AIRCRAFT		AIRCREWS	
			Possessed	Ready	Formed	Ready
30 JUNE 1972 (Continued)						
<u>GENERAL PURPOSE (Continued)</u>						
<u>Tactical Air Control System (Southeast Asia) -</u>						
<u>Total</u>		<u>5</u>	<u>183</u>	<u>151</u>	<u>297</u>	<u>254</u>
C-130B/E	PAF	1	10	7	23	21
O-2A	PAF	2	84	70	143	115
OV-10	PAF	1	71	60	104	91
QU-22B	PAF	1	18	14	27	27
<u>Tactical Electronic Warfare - Total</u>						
EB-66C/E	PAF	1	19	12	24	23
<u>INTELLIGENCE AND COMMUNICATIONS</u>						
<u>Weather Service - Total</u>						
WC-130B	MAC	-	2	2	2	2
<u>Aerospace Rescue/Recovery - Total</u>						
HC-130P	MAC	-	7	4	9	8
HH-3E	MAC	-	6	3	6	6
HH-43F	MAC	2	19	12	20	20
HH-53C	MAC	-	16	11	20	16
<u>Intelligence and Communications (Other) - Total</u>						
DC-130E	SAC	-	2	2	2	2
C/EC-47A/N/P/Q	PAF	2	50	36	78	67
U-2R	SAC	-	3	3	3	3

Source: Extracted and reformatted from FORSTAT Data by Management Information Division, Directorate of Management Analysis, Comptroller of the Air Force.



(This page is Unclassified)

(This page is Unclassified)





Flight Operations

PART II

PART II

FLIGHT OPERATIONS

INTRODUCTION

Aircraft flight operations data included in this section are based on statistics submitted in accordance with AFM 65-110, RCS: 1-HAF-A1. These reports are compiled on a physical possession basis with the various activity categories determined by the assignment or status of the aircraft rather than actual use.

The tables provide summary data covering flight operations for operating active USAF aircraft and include aircraft flying hours, utilization, etc. Non-operating active totals are shown as a one-line entry.

DEFINITIONS

OPERATING ACTIVE AIRCRAFT - Aircraft currently and actively engaged in or supporting flying missions. Assignment categories are as follows:

TACTICAL AND COMBAT SUPPORT:

Combat Unit - Aircraft assigned for the direct accomplishment of combat unit operations.

Combat Support - Aircraft assigned for the direct accomplishment of combat support operations.

Combat Unit Support - Aircraft assigned for the direct support of combat units and combat supporting unit operations.

Combat Tactics Development - Aircraft assigned to combat commands for the purpose of developing and testing tactics to be employed in functions of combat unit operations.

Combat Flying Support - Aircraft assigned for the purpose of accomplishing essential combat flying functions that cannot be performed in tactical type aircraft.

Industrial Funded - Aircraft assigned to Military Airlift Command (MAC) for the accomplishment of single manager operations for airlift service.

STUDENT AND COMBAT CREW TRAINING:

Aircraft assigned to accomplish student and combat crew training or indoctrination.

OPERATIONAL SUPPORT:

Aircraft assigned to Air Force units in support of proficiency flying for those rated personnel who are not assigned to crew positions and cannot be provided their AFR 60-2 flying requirements in aircraft assigned in any other code.

ADMINISTRATIVE:

Aircraft assigned to support command administrative, executive, and inspection functions.

UNCLASSIFIED

FLIGHT OPERATIONS (CONTINUED)

DEFINITIONS (CONTINUED)

SPECIAL ACTIVITY AND UTILITY TRANSPORT:

Special Activity - Aircraft assigned to accomplish special activities of the Air Force and other Government agencies.

Command Mission Support - Aircraft assigned to accomplish necessary unscheduled airlift or personnel and materiel in support of Air Force bases and units.

TEST AND TEST SUPPORT:

Bailment Test - Aircraft assigned to approved Air Force contractors for the performance or support of research, development, or test programs for the Air Force.

Test Support - Aircraft assigned for the purpose of supporting test programs by actual participation, or for the purpose of research, development, or test of equipment requiring airborne platforms.

Test - Aircraft assigned to evaluate the aircraft or its components.

MISSION/DESIGN/SERIES - Air Force Regulations 66-11, Designating, Redesignating, and Naming Military Aircraft, dated 18 September 1962 and 66-11A, dated 5 August 1964 and 66-20, Designating, Redesignating, and Naming Military Rockets and Guided Missiles, dated 3 April 1965 and 66-20A, dated 30 January 1964, establish a uniform system for designating, redesignating, and naming military aircraft and missiles.

NON-OPERATING ACTIVE AIRCRAFT - Aircraft of the following types: Enroute aircraft other than ferry flights; Enroute aircraft on Ferry flights; MAP aircraft temporarily diverted to USAF; Non-MAP aircraft temporarily diverted to USAF; New production aircraft; Flyable storage; Battle damage, evacuate to CONUS; Battle damage, repair by RAM team; Battle damage, awaiting major components; Battle damage, AFLC assistance not required; Battle damage, evacuate to contractor; Crash/Battle damage, awaiting AFLC assistance or decision; Contract work (for use by Air Force Logistics Command only); Extended transient maintenance, (for base use only); Depot level work-field teams; Crash damage (base use only); Depot work (for AFLC use only); Depot prototyping, for use by Air Force Logistics Command only); Major maintenance awaiting AFLC decision; Crash damage, AFLC; Contract work (for Air Force Systems Command only); Command programmed maintenance; Excess to command requirements.

INACTIVE AIRCRAFT - Exempt from reporting.

UNCLASSIFIED

TABLE 10 - USAF FLIGHT OPERATIONS BY TYPE OF ACTIVITY, WORLD-WIDE BY QUARTER - FY 1972

TYPE OF ACTIVITY	TOTAL		FIRST QUARTER		SECOND QUARTER		THIRD QUARTER		FOURTH QUARTER	
	HOURS FLOWN	AVG A/C ON HAND DURING YEAR	HOURS FLOWN	AVG A/C ON HAND DURING QTR	HOURS FLOWN	AVG A/C ON HAND DURING QTR	HOURS FLOWN	AVG A/C ON HAND DURING QTR	HOURS FLOWN	AVG A/C ON HAND DURING QTR
OPERATING ACTIVE										
COMBAT UNIT	1,059,268	2,429	251,143	2,546	244,921	2,490	262,563	2,416	300,641	2,262
COMBAT SUPPORT UNIT	1,310,657	1,943	347,574	2,035	311,077	1,980	316,426	1,919	335,530	1,838
COMBAT FLYING SUPPORT	66,974	176	19,254	178	18,449	181	18,804	181	10,457	163
INDUSTRIAL FUND	530,555	292	128,292	293	123,912	287	125,663	293	152,688	295
STUDENT AND COMBAT CREW TRAINING	1,486,350	2,845	398,799	2,933	344,818	2,923	379,694	2,878	363,049	2,646
OPERATIONAL SUPPORT	42,021	95	11,162	92	11,604	96	12,315	102	6,910	89
UTILITY TRANSPORTATION	215,685	270	57,933	286	52,591	275	53,121	261	52,040	257
ADMINISTRATION	84,410	107	21,265	109	20,492	106	21,404	104	21,249	107
SPECIAL ACTIVITY	90,875	141	23,484	146	22,482	144	23,055	143	21,894	131
BAILMENT TEST	1,887	-	528	-	368	-	525	-	456	-
BAILMENT TEST - SUPPORT	1,210	-	381	-	277	-	253	-	239	-
TEST	7,462	46	1,991	47	1,824	47	1,985	46	1,662	42
COMBAT TEST TACTICAL	9,417	38	2,316	39	2,309	40	2,259	34	2,523	39
TEST SUPPORT	48,295	167	12,605	181	11,778	173	12,628	162	11,244	152
OPERATING ACTIVE - TOTAL	4,955,066	8,547	1,276,727	8,885	1,166,902	8,742	1,230,705	8,539	1,280,732	8,021
NON-OPERATING ACTIVE - TOTAL	14,477	970	3,409	978	3,874	925	3,320	965	3,874	1,012
TOTAL	4,969,543	9,517	1,280,136	9,863	1,170,776	9,667	1,234,025	9,504	1,284,606	9,033

NOTE: Average Aircraft On Hand in Tables 10 and 11 vary slightly due to method of rounding.

SOURCE - DIRECTORATE OF AIR STAFF SYSTEMS, AIR FORCE DATA SERVICES CENTER, AFDA.

DOWNGRADED TO:
 DECLASSIFY ON: 31 DEC 1974
 CLASSIFIED BY: DSC
 AUTH: AFM 65-110, 26 JUN 1968

TABLE II - USAF FLIGHT OPERATIONS OF ACTIVE AIRCRAFT BY MISSION.

MISSION, DESIGN, AND SERIES	TOTAL		FIRST QUARTER			SECOND QUARTER		
	HOURS	AVERAGE AIRCRAFT ON HAND DURING YEAR	HOURS	AVERAGE AIRCRAFT ON HAND DURING QTR	QUARTER UTILIZATION RATE	HOURS	AVERAGE AIRCRAFT ON HAND DURING QTR	QUARTER UTILIZATION RATE
	FLOWN		FLOWN			FLOWN		
								OPERATING
B 52B	57	1	32	1	32	14	1	14
B 52C	1,456	5	1,358	15	91	25	1	25
B 52D	99,444	119	18,665	117	160	19,310	118	164
B 52F	22,409	27	5,854	33	177	4,908	25	196
B 52G	83,800	161	17,998	157	115	16,859	164	103
B 52H	39,315	86	9,565	89	107	9,553	86	111
FB111	22,027	62	5,201	54	96	4,567	59	77
BOMBER - TOTAL	268,508	461	58,673	466	126	55,236	454	122
KC 97G/L								
KC135A	299,441	561	65,976	559	118	66,298	573	116
KC135O	26,167	51	6,107	51	120	5,840	51	115
KC135R/T	1,699	2	483	2	242	563	2	282
TANKER - TOTAL	327,307	614	72,566	612	119	72,701	627	116
F 4C	73,779	258	19,699	277	71	16,938	278	61
F 4D	175,826	450	39,094	473	83	41,070	464	39
F 4E	214,620	502	51,167	509	101	50,217	507	99
F 5A	2,571	8	510	6	85	495	7	71
F 5B	2,441	6	579	5	116	540	5	108
A 7D	43,627	133	9,335	126	74	11,973	153	78
F 86L								
F100D	16,613	75	8,175	145	56	4,211	89	47
F100F	7,620	29	3,210	52	62	1,806	29	62
F101B	2,545	10	547	8	68	696	12	58
F/TF101F	542	2	166	2	83	112	2	56
F102A	3,567	12	952	11	87	774	12	65
TF102A	606	2	157	2	79	140	2	70
F104A	976	5	199	5	40	220	6	37
F104B	74	1	40	1	40	18	1	18
F104C	733	5	139	4	35	229	5	46
F104D	1,760	11	456	12	38	353	11	32
F104G	11,317	49	2,816	42	67	2,817	50	56
F105B		1						
F105D	13,540	60	3,793	70	54	3,649	64	57
F105F	3,467	13	1,079	16	67	882	15	59
F105G	17,384	31	3,145	27	116	3,465	30	116
F106A	56,579	171	15,558	182	85	14,654	176	83
F106B	15,362	42	3,805	45	85	3,597	42	86
F111A	33,565	87	7,695	94	82	8,499	98	87
F111D	1,861	8	34	1	34	159	4	40
F111E	19,621	87	5,361	88	61	4,441	91	49
F111F	6,884	21	23			1,022	13	79
FIGHTER - TOTAL	727,480	2,079	177,734	2,203	81	172,977	2,167	80
RF 4C	92,939	277	24,416	285	86	22,077	285	77
OV 10A	92,572	103	22,505	107	210	19,313	106	132
B/RB 45	76		7			26		
EC 47	68,693	51	19,974	54	370	16,527	48	344
RB 47H	56		27			16		
EB/RB 57A	678	3	641	13	49	2		
B/EB 57B/G	7,556	21	1,777	24	74	2,265	23	98
B/RB 57C	3,604	10	1,074	11	98	979	10	98
B/EB/RB 57E	12,809	32	3,624	37	98	3,071	33	93
RB 57F	5,475	10	1,943	14	139	1,881	12	157
WB 57F	1,619	3						
EB 66B/E	14,768	35	3,633	38	96	3,416	36	95
EB 66C/D	4,283	10	1,122	10	112	1,105	10	111
RF101A/B/C/G/H								
C/EC121D/G/Q/T	26,581	23	5,936	21	283	6,955	21	331
EC121R	4,427	3	3,215	9	357	1,212	4	303
WC130B	16,412	13	4,636	15	309	4,339	13	334
WC130E	7,438	6	1,926	5	385	1,716	6	286
EC135	30,047	45	7,836	47	167	7,369	45	164
RC135	26,803	21	6,840	20	342	6,416	21	306
WC135B	11,764	9	3,789	8	474	3,772	8	472

DOWNGRADED TO:
 DECLASSIFY ON: 31 DEC 1974
 CLASSIFIED BY: D5C
 AUTH: AFM 65-110, 26 JUN 1968

DESIGN, AND SERIES, WORLD-WIDE, BY QUARTER - FY 1972

THIRD QUARTER			FOURTH QUARTER			MISSION, DESIGN, AND SERIES
HOURS FLOWN	AVERAGE AIRCRAFT ON HAND DURING QTR	QUARTER UTILIZATION RATE	HOURS FLOWN	AVERAGE AIRCRAFT ON HAND DURING QTR	QUARTER UTILIZATION RATE	
ACTIVE						
-	-	-	11	1	11	B 52B
35	1	35	38	1	38	B 52C
25,383	121	210	36,086	118	306	B 52D
5,617	26	216	6,030	25	241	B 52F
18,294	161	114	30,649	163	188	B 52G
9,939	84	118	10,258	86	119	B 52H
5,390	68	79	6,869	67	103	FB111
64,658	461	140	89,941	461	195	BOMBER - TOTAL
-	-	-	-	-	-	KC 97G/L
75,403	563	134	91,764	550	167	KC135A
5,914	50	118	8,306	51	163	KC1350
300	1	300	353	1	353	KC135R/T
81,617	614	133	100,423	602	167	TANKER - TOTAL
18,940	266	71	18,202	212	86	F 4C
44,013	441	100	51,649	420	123	F 4D
34,127	501	108	59,109	492	120	F 4E
782	9	87	784	10	78	F 5A
641	6	107	681	7	97	F 5B
11,817	151	78	10,502	102	103	A 7D
-	-	-	-	-	-	F 86L
3,119	43	73	1,108	21	53	F100D
1,724	22	78	880	13	68	F100F
559	9	62	743	12	62	F101B
138	2	69	126	2	63	F/TF101F
830	12	69	1,011	12	84	F102A
155	2	78	154	2	77	TF102A
273	5	55	284	5	57	F104A
16	1	16	-	-	-	F104B
235	5	47	130	5	26	F104C
530	11	48	421	11	38	F104D
2,783	52	54	2,901	53	55	F104G
-	-	-	-	-	-	F105B
3,694	58	64	2,404	48	50	F105D
908	12	76	598	9	66	F105F
4,813	33	146	5,961	35	170	F105G
13,948	173	81	12,379	152	81	F106A
3,581	41	87	4,379	41	107	F106B
9,828	94	102	7,743	63	123	F111A
575	9	64	1,093	19	58	F111D
4,655	85	55	5,164	84	61	F111E
2,437	34	72	3,402	35	97	F111F
184,961	2,078	89	191,808	1,865	103	FIGHTER - TOTAL
22,192	276	80	24,254	263	92	RF 4C
30,049	107	281	20,665	90	230	OV 10A
11	-	-	32	-	-	B/RB 45
16,196	49	331	15,996	51	314	EC 47
5	-	-	8	-	-	RB 47H
35	-	-	-	-	-	EB/RB 57A
2,459	23	107	1,055	15	70	B/ER 57B/G
953	10	95	598	7	85	B/RB 57C
3,148	31	102	2,966	28	106	B/EB/RB 57E
1,651	13	127	-	-	-	RB 57F
-	-	-	1,619	13	125	WB 57F
3,079	34	91	4,640	33	141	EB 66B/E
915	9	102	1,141	9	127	EB 66C/D
-	-	-	-	-	-	RF101A/B/C/G/H
6,923	24	288	6,767	25	271	C/EC121D/G/Q/T
-	-	-	-	-	-	EC121R
3,752	12	313	3,685	12	307	WC130B
1,814	6	302	1,982	5	396	WC130E
7,377	44	168	7,465	44	170	EC135
6,643	22	302	6,904	22	314	EC135
2,412	9	268	1,791	9	199	WC135B

TABLE II -- USAF FLIGHT OPERATIONS OF ACTIVE AIRCRAFT BY MISSION,

MISSION, DESIGN, AND SERIES	TOTAL		FIRST QUARTER			SECOND QUARTER			OPERATING
	HOURS FLOWN	AVERAGE AIRCRAFT ON HAND DURING YEAR	HOURS FLOWN	AVERAGE AIRCRAFT ON HAND DURING QTR	QUARTER UTILIZATION RATE	HOURS FLOWN	AVERAGE AIRCRAFT ON HAND DURING QTR	QUARTER UTILIZATION RATE	
RECONNAISSANCE - TOTAL	428,600	675	114,921	718	160	102,457	681	150	
HH 1H	69		-	-	-	-	-	-	
HH 3E	14,977	40	3,870	39	99	3,605	40	90	
HU 16B	564	2	199	3	66	110	2	55	
H/UH 19B									
HH 43B	12,060	39	7,531	102	74	3,888	46	85	
HH 43F	26,204	91	1,916	22	87	5,331	79	67	
HC 47	821	1	168	1	168	209	1	209	
HH 53B/C	14,487	36	3,571	35	102	3,724	36	103	
HC 54D	285	1	19	-	-	73	1	73	
HC130H/N/P	45,532	61	10,923	62	176	10,315	60	172	
SEARCH AND RESCUE - TOTAL	114,999	271	28,197	264	107	27,255	265	103	
CH 3B/C	2,055	8	713	14	51	464	8	58	
CH 3E	12,996	40	3,446	38	91	3,040	42	72	
C 5A	31,942	33	8,173	33	248	3,818	24	159	
VC 6A	655	1	169	1	169	1	1	173	
C 7A	56,724	61	23,498	90	261	18,051	78	231	
C 9	21,810	13	4,949	11	450	4,892	11	445	
C/AC/VC 47A/B/D	27,440	55	7,845	63	125	6,957	60	114	
CH 53C	7,496	14	1,418	10	142	1,549	15	103	
C/VC 54D/E/G/M	11,483	16	3,262	21	155	3,245	18	180	
C 97D/E/F/G/K	5,542	9	1,715	11	156	1,430	9	159	
C/VC118A	63,721	83	16,464	86	191	15,390	83	185	
C119G/J	6,209	12	1,518	12	127	1,598	12	133	
YC119K	159	1	42	1	42	71	1	71	
C/VC/FC121C/S	184	1	59	1	59	125	1	125	
C/UC123B	998	1	509	3	170	156	-	-	
C/NC/UC/VC123K	41,493	63	14,985	81	185	11,529	71	162	
C124C	2,320	3	1,201	6	200	514	3	171	
A/D/R/C130A/S	27,971	40	7,315	46	159	7,327	40	183	
C130B	37,451	46	12,342	54	229	8,997	48	187	
C130D	5,462	11	1,215	11	110	1,237	10	124	
C/AC/DC130E	286,903	283	71,153	274	260	70,060	286	245	
C130H									
C131A	16,906	23	4,053	20	203	4,408	24	184	
VC131A	2,323	4	731	4	183	615	4	154	
C131B	14,289	28	3,604	30	120	3,407	30	114	
C/VC131D	17,403	27	4,480	26	172	4,178	27	155	
C131E	4,405	7	1,089	7	156	1,066	6	178	
NC131H	108		64	-	-	-	-	-	
VC131H	2,191	4	521	3	174	537	4	134	
C133B	224	1	224	2	112	-	-	-	
C135A	2,068	5	591	5	118	557	4	139	
C/VC135B	5,618	7	1,335	7	191	1,495	7	214	
VC137B/C	2,171	4	607	4	152	539	4	135	
C/VC140A/B	11,004	13	2,900	14	207	2,621	13	202	
C141	482,082	247	116,610	248	470	115,251	251	459	
CARGO - TOTAL	1,211,806	1,164	318,800	1,237	258	295,297	1,195	247	
T 28A/B/D	42,442	67	13,780	78	177	10,375	68	153	
T/VT 29A	18,578	35	4,750	35	136	4,780	36	133	
T/VT 29B/E	45,023	69	11,794	71	166	10,813	67	161	
T/ET/VT 29C	82,516	107	21,585	105	206	19,059	108	176	
ET 29D	6,241	12	1,551	12	129	1,537	12	128	
T/VT 29D	47,742	67	12,758	64	199	11,776	67	176	
T 33A	127,864	325	36,936	335	110	36,054	340	106	
DT 33A	451	4	124	4	31	118	4	30	
T 37A/B/C	460,841	771	124,806	784	159	107,573	785	137	
T 38A	561,614	998	146,885	1,008	146	124,576	1,003	124	
T 39A/B/F	126,296	113	33,387	123	271	29,776	113	264	
T 41A/C/D	18,150	39	4,661	39	120	5,575	39	143	
TC 47	904	3	179	3	60	207	3	69	
TF104G	7,214	31	1,727	27	64	1,740	29	60	
TRAINER - TOTAL	1,545,876	2,641	414,923	2,688	154	363,959	2,674	136	

DESIGN, AND SERIES, WORLD-WIDE, BY QUARTER -- FY 1972 (CONTINUED)

THIRD QUARTER			FOURTH QUARTER			MISSION, DESIGN, AND SERIES
HOURS FLOWN	AVERAGE AIRCRAFT ON HAND DURING QTR	QUARTER UTILIZATION RATE	HOURS FLOWN	AVERAGE AIRCRAFT ON HAND DURING QTR	QUARTER UTILIZATION RATE	
ACTIVE						
109,654	669	164	101,568	626	162	RECONNAISSANCE - TOTAL
55	-	-	14	-	-	HH 1H
3,846	41	94	3,636	38	96	HH 3E
120	2	60	135	2	68	HU 16R
-	-	-	-	-	-	H/UH 19B
641	7	92	-	-	-	HH 43B
8,979	122	74	9,978	140	71	HH 43F
160	1	160	284	1	284	HC 47
3,292	36	91	3,900	36	108	HH 53B/C
109	1	109	84	1	84	HC 54D
11,697	62	189	12,597	59	214	HC130H/N/P
28,919	272	106	30,628	277	111	SEARCH AND RESCUE - TOTAL
448	6	75	430	4	108	CH 3B/C
3,161	40	79	3,349	39	86	CH 3E
8,121	35	232	11,830	40	296	C 5A
131	1	131	182	1	182	VC 6A
10,213	57	179	4,962	20	248	C 7A
5,448	13	419	6,521	16	408	C 9
5,817	51	114	6,821	47	145	C/AC/VC 47A/B/D
2,288	16	143	2,241	16	140	CH 53C
2,744	15	183	2,232	11	203	C/VC 54D/E/G/M
1,311	9	146	1,086	8	136	C 97D/E/F/G/K
16,144	79	204	15,723	82	192	C/VC118A
1,473	11	134	1,620	11	147	C119G/J
46	-	-	-	-	-	YC119K
144	-	-	149	-	-	C/VC/EC121C/S
9,003	58	155	5,976	41	146	C/UC123B
284	2	142	321	2	161	C124C
7,107	39	182	6,222	34	183	A/D/R/C130A/S
7,447	44	169	8,665	38	228	C130B
1,321	10	132	1,689	11	154	C130D
68,816	287	240	76,874	285	270	C/AC/DC130E
4,336	24	181	4,109	25	164	C130H
599	4	148	418	2	209	C131A
3,967	27	147	3,311	25	132	VC131A
4,275	28	153	4,470	27	166	C131B
1,102	7	157	1,148	6	191	C/VC131D
44	-	-	-	-	-	C131E
523	4	131	610	4	153	NC131H
512	5	102	408	5	82	VC131H
1,302	7	186	1,486	6	248	C133B
461	3	154	564	3	188	C135A
2,729	13	210	2,754	13	212	C/VC135B
113,486	246	461	136,735	241	567	VC137B/C
284,803	1,141	250	312,906	1,063	294	C/VC140A/B
9,842	61	161	8,445	59	143	C141
5,126	38	135	3,922	31	127	CARGO - TOTAL
11,195	68	165	11,221	70	160	T 28A/B/D
21,206	107	198	20,666	107	193	T/VT 29A
1,649	11	150	1,504	12	125	T/VT 29B/E
12,200	68	179	11,008	68	162	T/ET/VT 29C
35,862	332	108	19,012	292	65	ET 29D
176	4	34	73	3	24	T/VT 29D
116,581	783	149	111,881	732	153	T 33A
146,032	991	147	144,121	989	146	DT 33A
31,465	109	289	31,668	106	299	T 37A/B/C
4,979	39	128	2,935	39	75	T 38A
219	3	73	299	3	100	T 39A/B/F
1,906	33	58	1,841	34	54	T 41A/C/D
398,398	2,647	151	368,596	2,545	145	TC 47
						TF104G
						TRAINER - TOTAL

TABLE II - USAF FLIGHT OPERATIONS OF ACTIVE AIRCRAFT BY MISSION,

MISSION, DESIGN, AND SERIES	TOTAL		FIRST QUARTER			SECOND QUARTER		
	HOURS FLOWN	AVERAGE AIRCRAFT ON HAND DURING YEAR	HOURS FLOWN	AVERAGE AIRCRAFT ON HAND DURING QTR	QUARTER UTILIZATION RATE	HOURS FLOWN	AVERAGE AIRCRAFT ON HAND DURING QTR	QUARTER UTILIZATION RATE
O 2A/B	156,630	257	44,393	268	166	37,958	271	137
YOH 6	20	-	-	-	-	6	-	-
OBSERVATION - TOTAL	156,650	257	44,393	268	166	37,964	271	137
A 1E/G/H/J	19,112	43	5,093	48	106	5,295	45	118
AT 33A	6,747	30	1,928	32	60	1,818	33	55
A 37A/B	34,376	69	7,991	72	111	9,039	72	126
AC119G	1,759	4	1,759	15	117	-	-	-
AC119K	12,519	21	2,380	14	170	2,853	21	136
ATTACK - TOTAL	74,513	167	19,151	181	106	19,005	171	111
U 1A	682	3	223	3	74	124	3	41
T/UH 1D/F	41,067	95	11,363	100	114	7,426	95	78
UH 1H	26	-	-	-	-	26	-	-
UH 1N	22,553	66	6,113	71	86	5,452	70	78
UH 1P	6,555	19	1,703	17	100	1,590	18	88
U 3A/B	3,865	12	1,449	16	91	960	12	52
U 4B	1,236	2	339	2	170	275	2	138
U 6A	577	2	352	3	117	79	1	79
U 10A/B/D	4,517	12	1,533	13	118	1,048	13	31
UTILITY - TOTAL	81,070	211	23,075	225	103	17,000	214	79
U 22	19,055	20	4,244	21	202	3,912	19	206
QF104	194	1	50	1	50	39	1	39
TARGET DRONES - TOTAL	18,249	21	4,294	22	195	3,951	20	198
OPERATING ACTIVE - TOTAL	4,955,066	8,561	1,276,727	8,884	144	1,166,982	8,739	154
NON-OPERATING ACTIVE - TOTAL	14,477	970	3,409	978	3	3,874	925	4
GRAND TOTAL	4,969,543	9,531	1,280,136	9,862	138	1,170,776	9,664	124

NOTE: Average Aircraft On Hand in Tables 10 and 11 very slightly due to method of rounding.

SOURCE - DIRECTORATE OF AIR STAFF SYSTEMS, AIR FORCE DATA SERVICES CENTER, AFDA.

DESIGN, AND SERIES, WORLD-WIDE, BY QUARTER - FY 1972 (CONTINUED)

THIRD QUARTER			FOURTH QUARTER			MISSION, DESIGN, AND SERIES
HOURS FLOWN	AVERAGE AIRCRAFT ON HAND DURING QTR	QUARTER UTILIZATION RATE	HOURS FLOWN	AVERAGE AIRCRAFT ON HAND DURING QTR	QUARTER UTILIZATION RATE	
ACTIVE						
33,547	261	129	41,612	229	182	O 2A/B
- 14	-	-	-	-	-	YOH 5
33,541	261	129	41,612	229	182	OBSERVATION - TOTAL
4,386	42	104	4,338	35	124	A 1E/G/H/J
1,755	33	53	1,246	21	59	AT 33A
8,277	70	116	9,069	63	144	A 37A/B
-	-	-	-	-	-	AC119G
3,467	24	144	3,819	23	166	AC119K
17,885	169	106	18,472	142	130	ATTACK - TOTAL
124	3	41	211	3	70	U 1A
11,488	92	125	10,790	91	117	I/UH 1D/F
-	-	-	-	-	-	UH 1H
5,798	64	91	5,190	57	91	UH 1N
1,612	21	77	1,650	21	77	UH 1P
850	10	85	586	8	73	J 3A/B
290	2	145	332	2	166	U 4B
76	1	76	70	1	70	U 6A
1,056	14	75	880	9	98	U 10A/B/D
21,294	207	103	19,709	192	103	UTILITY - TOTAL
4,899	17	288	5,000	21	238	U 22
76	1	36	69	2	35	QF104
4,935	18	274	5,069	23	220	TARGET DRONES - TOTAL
1,230,705	8,537	144	1,280,732	8,025	160	OPERATING ACTIVE - TOTAL
3,320	965	3	3,874	1,012	4	NON-OPERATING ACTIVE - TOTAL
1,234,025	9,502	130	1,284,606	9,037	142	GRAND TOTAL

TABLE 12 - SOUTHEAST ASIA OPERATIONAL DATA BY MISSION.

MISSION, DESIGN, SERIES WITHIN BASES	30 SEPTEMBER 1971						31 DECEMBER 1971					
	AVER- AGE AIR- CRAFT ON HAND	FLYING HOURS				UTIL- IZA- TION RATE	AVER- AGE AIR- CRAFT ON HAND	FLYING HOURS				UTIL- IZA- TION RATE
		Total	Combat	Combat Support	Other			Total	Combat	Combat Support	Other	
A-37B (PAF)	15	2,154	2,144	1	9	144	25	4,560	4,554	3	3	182
C-7A (PAF)	14	5,571	5,557	-	14	398	6	1,965	1,956	-	9	328
HH-43F (MAO)	2	116	104	-	12	58	2	105	91	-	14	53
O-2A (PAF)	14	2,371	2,353	-	18	169	-	-	-	-	-	-
OV-10A (PAF)	6	1,142	1,058	-	84	190	-	-	-	-	-	-
BIEN HOA TOTAL	51	11,354	11,216	1	137	223	33	6,630	6,601	3	26	201
C-7A (PAF)	43	11,060	10,282	-	778	257	39	9,619	8,809	-	810	247
C-130B (PAF)	16	7,300	5,300	-	2,000	456	4	1,382	1,317	-	65	346
C-130E (PAF)	-	-	-	-	-	-	8	4,046	3,927	-	119	506
HC-130N (MAO)	1	309	264	37	8	309	1	396	387	6	3	396
HC-130P (MAO)	9	2,936	2,650	120	166	326	8	2,141	1,869	86	186	268
UH-1N (PAF)	18	2,399	2,317	-	82	133	17	1,705	1,617	-	88	100
O-2A (PAF)	29	9,673	9,649	-	24	334	-	-	-	-	-	-
CAM RANH BAY TOTAL	116	33,677	30,462	157	3,058	290	77	19,289	17,926	92	1,271	251
C-7A (PAF)	1	907	901	-	6	907	-	-	-	-	-	-
CAN THO TOTAL	1	907	901	-	6	907	-	-	-	-	-	-
C-47A (PAF)	1	252	228	-	24	252	1	270	270	-	-	270
HC-47A (PAF)	-	-	-	-	-	-	-	96	96	-	-	-
EC-47N (PAF)	-	-	-	-	-	-	6	1,149	1,141	-	8	192
EC-47P (PAF)	-	-	-	-	-	-	4	742	742	-	-	186
EC-47Q (PAF)	11	4,169	4,120	-	49	379	6	1,411	1,405	-	6	235
AC-119K (PAF)	4	399	897	-	2	225	5	790	782	-	8	158
C-123K (PAF)	5	2,655	2,655	-	-	531	-	-	-	-	-	-
F-4D (PAF)	18	1,432	1,022	-	410	80	20	2,426	2,221	-	205	121
F-4E (PAF)	39	3,855	3,221	-	634	99	36	5,199	4,960	-	239	144
F-100D (PAF)	-	49	48	-	1	-	-	-	-	-	-	-
CH-3E (SAO)	-	112	110	-	2	-	2	125	114	-	11	63
HH-43F (MAO)	2	169	164	-	5	85	2	160	150	-	10	80
HH-53C (MAO)	11	1,357	1,309	-	48	123	9	1,073	1,044	-	29	119
O-2A (PAF)	50	11,333	11,075	-	258	227	44	8,694	8,572	8	114	198
O-2B (PAF)	5	1,980	1,970	-	10	396	4	380	371	-	9	95
OV-10A (LOO)	-	17	4	-	13	-	-	-	-	-	-	-
OV-10A (PAF)	43	12,030	11,671	-	359	280	35	7,262	7,138	-	124	207
DA NANG TOTAL	189	40,309	38,494	-	1,845	213	174	29,777	29,006	8	763	171
C-7A (PAF)	2	467	465	-	2	234	2	549	539	-	10	275
DON MUANG TOTAL	2	467	465	-	2	234	2	549	539	-	10	275
EB-66C (PAF)	5	711	699	-	12	142	5	744	734	1	9	149
EB-66E (PAF)	10	1,648	1,625	1	22	165	10	1,751	1,715	1	35	175
EB-66E (TAO)	-	-	-	-	-	-	-	-	-	-	-	-
EC-121R (PAF)	9	3,215	3,146	-	49	357	4	1,212	1,170	8	34	303
C-130E (PAF)	-	-	-	-	-	-	-	-	-	-	-	-
HC-130P (MAO)	-	-	-	-	-	-	-	-	-	-	-	-
F-4D (PAF)	-	-	-	-	-	-	-	-	-	-	-	-
F-4E (PAF)	35	6,121	5,678	5	438	175	35	7,536	7,319	-	217	215
F-105G (PAF)	12	1,974	1,929	3	42	165	12	2,311	2,261	5	45	193
F-105G (TAO)	-	-	-	-	-	-	-	-	-	-	-	-
HH-43B (MAO)	1	51	-	-	51	51	-	-	-	-	-	-
HH-43F (MAO)	1	56	-	-	56	56	2	170	-	-	170	85
KORAT TOTAL	73	13,776	13,077	9	690	189	68	13,724	13,199	15	510	202

DOWNGRADED TO:
 DECLASSIFY ON: 31 DEC 1974
 CLASSIFIED BY: DSC
 AUTH: AFM 65-110, 26 JUN 1968

DESIGN, SERIES WITHIN BASES BY QUARTER - FY 1972

AVERAGE AIR-CRAFT ON HAND	31 MARCH 1972					UTILIZATION RATE		30 JUNE 1972					UTILIZATION RATE		MISSION, DESIGN, SERIES WITHIN BASES
	FLYING HOURS				AVERAGE AIR-CRAFT ON HAND			FLYING HOURS				UTILIZATION RATE			
	Total	Combat	Combat Support	Other				Total	Combat	Combat Support	Other				
7	2,553	2,553	-	-	365	21	4,875	4,874	-	1	232		A-37B (PAF)		
-	-	-	-	-	-	-	-	-	-	-	-		C-7A (PAF)		
-	-	-	-	-	-	-	-	-	-	-	-		HH-43F (MAO)		
-	-	-	-	-	-	-	-	-	-	-	-		O-2A (PAF)		
-	-	-	-	-	-	-	-	-	-	-	-		OV-10A (PAF)		
7	2,553	2,553	-	-	365	21	4,875	4,874	-	1	232	RIEN HOA	TOTAL		
24	4,439	3,993	-	446	185	-	-	-	-	-	-		C-7A (PAF)		
4	1,415	1,355	-	60	354	-	-	-	-	-	-		C-130B (PAF)		
-	-	-	-	-	-	-	-	-	-	-	-		C-130E (PAF)		
8	2,326	2,054	123	149	291	-	-	-	-	-	-		HC-130N (MAO)		
14	1,449	1,373	-	76	104	-	-	-	-	-	-		HC-130P (MAO)		
-	-	-	-	-	-	-	-	-	-	-	-		UH-1N (PAF)		
-	-	-	-	-	-	-	-	-	-	-	-		O-2A (PAF)		
50	9,629	8,775	123	731	193	-	-	-	-	-	-	CAM RANH BAY	TOTAL		
-	-	-	-	-	-	-	-	-	-	-	-		C-7A (PAF)		
-	-	-	-	-	-	-	-	-	-	-	-	CAN THO	TOTAL		
1	261	170	-	91	261	1	179	9	-	170	179		C-47A (PAF)		
1	160	152	-	8	160	1	284	279	-	5	284		HC-47A (PAF)		
10	2,634	2,613	-	21	263	9	2,469	2,465	-	4	274		EC-47N (PAF)		
7	3,128	3,116	-	12	447	5	1,413	1,410	-	3	283		EC-47P (PAF)		
6	1,097	1,082	-	15	183	5	1,033	1,021	-	12	207		EC-47Q (PAF)		
3	875	863	-	12	292	5	1,088	858	195	15	214		AC-119K (PAF)		
-	-	-	-	-	-	-	-	-	-	-	-		C-123K (PAF)		
22	3,910	3,778	1	131	178	26	4,088	3,957	6	125	157		F-4D (PAF)		
33	6,051	5,852	-	199	183	30	5,960	5,788	-	172	199		F-4E (PAF)		
-	-	-	-	-	-	-	-	-	-	-	-		F-100D (PAF)		
2	325	319	-	6	163	2	276	266	-	10	138		CH-3E (SAO)		
2	187	176	-	11	94	2	154	140	-	14	77		HH-43F (MAO)		
8	781	750	-	31	98	6	704	676	-	28	117		HH-53C (MAO)		
54	10,380	10,310	-	70	192	43	11,363	11,297	-	66	264		O-2A (PAF)		
2	204	204	-	-	102	-	-	-	-	-	-		O-2B (PAF)		
-	-	-	-	-	-	-	-	-	-	-	-		OV-10A (LOO)		
37	13,669	13,576	-	93	369	27	7,010	6,868	-	142	260		OV-10A (PAF)		
188	43,662	42,961	1	700	232	162	36,001	35,034	201	766	222	DA NANG	TOTAL		
2	350	248	-	102	175	-	-	-	-	-	-		C-7A (PAF)		
2	350	248	-	102	175	-	-	-	-	-	-	DON MUANG	TOTAL		
5	600	590	-	10	120	5	827	809	-	18	165		EB-66C (PAF)		
11	1,380	1,354	3	23	125	11	2,131	2,100	-	31	194		EB-66E (PAF)		
-	-	-	-	-	-	3	947	937	-	10	316		EB-66E (TAO)		
-	-	-	-	-	-	-	-	-	-	-	-		EC-121R (PAF)		
-	-	-	-	-	-	7	4,498	4,382	-	116	643		C-130E (PAF)		
-	-	-	-	-	-	7	1,991	1,885	8	98	284		HC-130P (MAO)		
-	-	-	-	-	-	3	338	333	-	5	113		F-4D (PAF)		
35	8,281	8,144	-	133	237	35	7,966	7,760	-	206	228		F-4E (PAF)		
16	3,463	3,418	-	45	216	19	3,220	3,083	-	137	169		F-105G (PAF)		
-	-	-	-	-	-	9	2,241	1,899	-	342	249		F-105G (TAO)		
2	182	-	-	182	91	2	184	-	-	184	92		HH-43B (MAO)		
-	-	-	-	-	-	-	-	-	-	-	-		HH-43F (MAO)		
69	13,906	13,510	3	393	202	101	24,343	23,188	9	1,147	241	KORAT	TOTAL		

AVERAGE AIR-CRAFT ON HAND	31 MARCH 1972					UTILIZATION RATE		30 JUNE 1972					UTILIZATION RATE		MISSION, DESIGN, SERIES WITHIN BASES
	FLYING HOURS				UTILIZATION RATE			FLYING HOURS				UTILIZATION RATE			
	Total	Combat	Combat Support	Other				Total	Combat	Combat Support	Other				
5	881	863	-	18	176	6	955	937	-	18	159	A-1E (PAF)			
2	388	374	-	12	194	-	47	47	-	-	-	A-1G (PAF)			
8	932	914	2	16	117	9	1,254	1,235	2	17	139	A-1H (PAF)			
5	636	630	-	6	127	3	592	588	-	4	197	A-1J (PAF)			
-	-	-	-	-	-	-	-	-	-	-	-	EC-47N (PAF)			
-	-	-	-	-	-	-	2	2	-	-	-	EC-47P (PAF)			
5	1,968	1,964	3	1	394	5	2,711	2,696	3	12	542	EC-47Q (PAF)			
11	2,071	2,044	-	25	188	10	2,120	2,089	7	24	212	AC-119K (PAF)			
-	-	-	-	-	-	-	-	-	-	-	-	C-123K (PAF)			
-	-	-	-	-	-	-	-	-	-	-	-	UC-123K (PAF)			
-	-	-	-	-	-	-	-	-	-	-	-	C-130E (PAF)			
-	-	-	-	-	-	-	-	-	-	-	-	CH-3E (PAF)			
2	173	-	-	165	87	3	204	6	-	198	68	HH-43B (MAO)			
11	1,586	974	292	236	137	10	1,465	969	270	226	147	HH-43F (MAO)			
10	1,038	682	118	238	104	10	1,310	942	63	305	131	CH-53C (PAF)			
-	-	-	-	-	-	-	-	-	-	-	-	HH-53C (MAO)			
15	4,545	4,397	-	147	303	19	4,598	4,450	6	142	242	O-2A (PAF)			
45	14,158	14,015	85	58	315	47	11,161	11,029	75	57	237	QU-22B (PAF)			
-	-	-	-	-	-	-	-	-	-	-	-	OV-10A (PAF)			
119	28,296	26,874	500	922	238	122	26,419	24,990	426	1,003	217	NAKHON PHANOM TOTAL			
3	1,088	1,039	-	49	363	-	-	-	-	-	-	C-123K (PAF)			
3	821	780	-	39	274	-	-	-	-	-	-	C-130E (PAF)			
6	1,909	1,821	-	88	318	-	-	-	-	-	-	NHA TRANG TOTAL			
-	-	-	-	-	-	-	-	-	-	-	-	A-37A (PAF)			
3	842	429	-	413	281	-	-	-	-	-	-	C-7A (PAF)			
-	8	3	3	2	-	-	-	-	-	-	-	C-47A (PAF)			
-	-	-	-	-	-	-	-	-	-	-	-	C-47D (PAF)			
-	-	-	-	-	-	-	-	-	-	-	-	AC-119G (PAF)			
2	1,323	1,316	-	7	662	-	-	-	-	-	-	AC-119K (PAF)			
2	347	347	-	-	174	-	-	-	-	-	-	C-123K (PAF)			
-	-	-	-	-	-	-	-	-	-	-	-	UC-123K (PAF)			
-	-	-	-	-	-	-	-	-	-	-	-	F-100D (PAF)			
-	-	-	-	-	-	-	-	-	-	-	-	F-100F (PAF)			
-	55	52	-	3	-	-	-	-	-	-	-	HH-43B (MAO)			
6	2,593	2,589	-	4	432	-	-	-	-	-	-	HH-43F (MAO)			
-	15	14	-	1	-	-	-	-	-	-	-	O-2A (PAF)			
-	-	-	-	-	-	-	-	-	-	-	-	O-2B (PAF)			
-	-	-	-	-	-	-	-	-	-	-	-	OV-10A (PAF)			
13	5,183	4,750	3	430	399	-	-	-	-	-	-	PHAN RANG TOTAL			
6	1,038	570	-	468	173	7	1,665	1,650	-	15	238	C-7A (PAF)			
-	-	-	-	-	-	-	-	-	-	-	-	HC-47A (PAF)			
-	-	-	-	-	-	-	-	-	-	-	-	C-47D (PAF)			
-	-	-	-	-	-	-	-	-	-	-	-	EC-47N (PAF)			
-	-	-	-	-	-	-	-	-	-	-	-	EC-47P (PAF)			
-	-	-	-	-	-	-	-	-	-	-	-	F-4D (PAF)			
-	-	-	-	-	-	-	-	-	-	-	-	HH-43B (MAO)			
-	-	-	-	-	-	-	-	-	-	-	-	HH-43F (MAO)			
6	1,038	570	-	468	173	7	1,665	1,650	-	15	238	PHU CAT TOTAL			
-	-	-	-	-	-	24	5,967	4,847	33	1,087	249	F-4D (PAO)			
-	-	-	-	-	-	2	294	239	-	55	147	F-4E (PAF)			
-	-	-	-	-	-	-	52	-	-	52	-	F-4F (MAO)			
-	-	-	-	-	-	26	6,313	5,086	33	1,194	243	TAKLEO TOTAL			

TABLE 12 - SOUTHEAST ASIA OPERATIONAL DATA BY MISSION.

MISSION, DESIGN, SERIES WITHIN BASES	30 SEPTEMBER 1971						31 DECEMBER 1971						
	AVER- AGE AIR- CRAFT ON HAND	FLYING HOURS				UTIL- IZA- TION RATE	AVER- AGE AIR- CRAFT ON HAND	FLYING HOURS				UTIL- IZA- TION RATE	
		Total	Combat	Combat Support	Other			Total	Combat	Combat Support	Other		
A-37B (PAF)	-	-	-	-	-	-	-	-	-	-	-	-	-
RB-57E (PAF)	1	143	141	-	2	143	-	-	-	-	-	-	-
C-47A (PAF)	-	-	-	-	-	-	5	1,691	1,683	-	8	338	-
C-47A (PAF)	2	478	184	-	294	239	1	327	106	-	221	327	-
VC-47A (PAF)	-	-	-	-	-	-	-	-	-	-	-	-	-
VC-47D (PAF)	1	259	76	-	183	259	2	333	90	-	243	167	-
VC-47N (PAF)	11	3,537	3,537	-	-	-	8	222	201	-	21	222	-
EC-47P (PAF)	18	2,446	2,430	-	16	322	8	3,813	3,787	-	26	477	-
C-54G (PAF)	1	157	153	-	4	157	10	4,609	4,601	-	8	461	-
C-118A (PAF)	-	-	-	-	-	-	1	198	114	-	84	198	-
VC-118A (PAF)	-	-	-	-	-	-	1	138	-	-	138	138	-
AC-119G (PAF)	6	1,268	1,234	8	513	261	1	333	-	-	333	333	-
C-123K (PAF)	-	-	-	-	-	-	-	-	-	-	-	-	-
UC-123K (PAF)	-	-	-	-	-	-	-	259	-	-	259	-	-
UC-130E (PAF)	26	11,281	11,013	2	246	434	23	9,212	9,085	-	127	401	-
RF-4C (PAF)	9	773	740	-	33	86	-	-	-	-	-	-	-
HH-3E (MAO)	-	-	-	-	-	-	-	-	-	-	-	-	-
HH-43B (MAO)	1	56	53	-	3	56	-	-	-	-	-	-	-
HH-43F (MAO)	1	87	83	-	4	87	3	254	243	-	11	85	-
O-2A (PAF)	-	-	-	-	-	-	-	-	-	-	-	-	-
O-2B (PAF)	-	-	-	-	-	-	-	-	-	-	-	-	-
T-39A (PAF)	7	2,139	13	-	2,126	306	5	1,630	12	-	1,618	326	-
TAN SON NHUT TOTAL	76	23,145	19,665	10	3,470	305	61	23,019	19,922	-	3,097	377	-
B-52D (SAO)	35	11,031	10,933	-	98	315	31	10,867	10,564	-	303	351	-
DC-130A (SAO)	-	90	82	4	4	-	-	104	88	-	16	-	-
C-130E (PAF)	5	3,110	188	-	2,922	622	1	408	22	-	386	408	-
DC-130E (SAO)	-	376	376	-	-	-	-	328	-	-	-	-	-
KC-135A (SAO)	31	11,597	10,514	-	1,083	374	33	14,400	13,114	-	1,286	436	-
HH-43B (MAO)	1	120	-	-	120	120	-	-	-	-	-	-	-
HH-43F (MAO)	-	48	-	-	48	-	2	176	-	-	176	88	-
U TAPAO TOTAL	72	26,372	22,093	4	4,275	366	67	26,283	24,116	-	2,167	392	-
B-57Q (PAF)	9	650	650	-	-	72	10	1,087	1,087	-	-	109	-
AC-130A (PAF)	8	2,401	2,400	-	1	300	10	3,329	3,166	-	163	333	-
AC-130E (PAF)	-	-	-	-	-	-	2	935	749	2	184	468	-
F-4D (PAF)	63	6,595	6,526	-	69	105	68	9,566	9,535	-	31	141	-
F-4E (TAD)	-	-	-	-	-	-	-	-	-	-	-	-	-
HH-43B (MAO)	1	109	-	-	109	109	-	-	-	-	-	-	-
HH-43F (MAO)	-	66	5	-	61	-	1	239	36	-	203	239	-
UDORN TOTAL	81	9,821	9,581	-	240	121	91	15,156	14,573	2	581	167	-
C-47D (PAF)	5	1,198	4	5	1,189	240	5	1,106	-	5	1,101	221	-
C-54E (PAF)	-	-	-	-	-	-	-	59	-	-	59	-	-
VC-54G (PAF)	1	199	-	-	199	199	-	92	-	-	92	-	-
C-130B (PAF)	6	4,920	4,705	-	215	820	2	514	500	-	14	257	-
RF-4C (PAF)	21	3,773	3,734	-	39	180	8	5,756	5,573	-	183	720	-
F-4D (PAF)	31	3,781	3,613	8	160	122	20	3,023	2,987	-	36	151	-
F-4D (TAD)	-	-	-	-	-	-	36	5,392	5,254	3	135	150	-
F-4E (TAD)	-	-	-	-	-	-	-	-	-	-	-	-	-
HH-43B (MAO)	2	158	-	-	158	79	-	-	-	-	-	-	-
HH-43F (MAO)	-	37	-	-	37	-	2	175	34	-	141	88	-
HH-53C (MAO)	2	158	57	49	52	79	-	-	-	-	-	-	-
UDORN TOTAL	68	14,224	12,113	62	2,049	209	73	16,117	14,348	8	1,761	221	-
OPERATING BASE TOTAL	1,007	224,593	204,642	1,068	18,883	223	902	201,139	187,704	662	12,773	223	-

DESIGN, SERIES WITHIN BASES BY QUARTER - FY 1972

AVERAGE AIR-CRAFT ON HAND	31 MARCH 1972					UTILIZATION RATE	30 JUNE 1972					UTILIZATION RATE	MISSION, DESIGN, SERIES WITHIN BASES
	FLYING HOURS				UTILIZATION RATE		FLYING HOURS				UTILIZATION RATE		
	Total	Combat	Combat Support	Other			Total	Combat	Combat Support	Other			
16	1,381	1,381	-	-	86	-	-	-	-	-	-	A-37R (PAF)	
6	1,925	1,925	-	-	321	7	2,393	2,390	-	3	342	RB-57E (PAF)	
2	483	447	9	34	242	4	893	754	1	138	223	C-7A (PAF)	
1	170	14	-	154	170	1	198	18	-	180	198	C-47A (PAF)	
1	248	234	-	14	248	1	168	168	-	-	168	VC-47A (PAF)	
11	4,299	4,297	-	2	391	12	3,886	3,872	5	9	324	C-47D (PAF)	
11	3,003	3,001	-	2	273	11	4,351	4,325	-	26	396	VC-47B (PAF)	
1	219	157	-	69	219	1	200	76	-	124	200	EC-47N (PAF)	
1	350	-	-	350	350	1	325	1	-	324	325	EC-47P (PAF)	
1	385	4	-	381	385	1	281	23	-	258	281	C-54G (PAF)	
2	409	409	-	8	204	3	827	825	-	2	276	C-118A (PAF)	
3	1,159	1,159	-	13	391	5	1,095	1,088	-	7	219	VC-118A (PAF)	
13	5,405	5,323	-	82	416	21	8,337	8,332	-	5	397	AC-119G (PAF)	
-	-	-	-	-	-	3	827	825	-	2	276	C-123K (PAF)	
-	-	-	-	-	-	5	1,095	1,088	-	7	219	UC-123K (PAF)	
-	-	-	-	-	-	21	8,337	8,332	-	5	397	C-130E (PAF)	
-	-	-	-	-	-	4	390	317	21	52	98	RF-4C (PAF)	
-	-	-	-	-	-	4	377	367	-	10	94	HH-3E (MAO)	
4	286	268	-	18	72	4	377	367	-	10	94	HH-43B (MAO)	
47	6,591	6,569	-	22	140	46	16,200	16,121	23	56	32	HH-43F (MAO)	
1	92	5	-	-	52	5	1,939	65	-	1,874	388	O-2B (PAF)	
4	1,993	19	-	1,978	498	5	1,939	65	-	1,874	388	T-39A (PAF)	
125	28,370	25,234	9	3,127	227	127	41,867	38,744	50	3,073	330	TAN SON NHUT TOTAL	
35	11,363	11,205	-	157	325	41	11,733	11,733	-	-	286	B-52D (SAO)	
-	219	193	11	15	-	41	11,733	11,733	-	37	-	DC-130A (SAO)	
-	-	-	-	-	-	-	-	60	-	-	-	C-130E (PAF)	
-	421	381	-	40	-	-	446	442	-	4	-	DC-130E (SAO)	
35	17,229	15,775	-	1,454	492	46	23,065	22,626	-	439	501	KC-135A (SAO)	
-	-	-	-	-	-	2	185	-	-	185	93	HH-43B (MAO)	
2	183	-	-	183	92	2	185	-	-	185	93	HH-43F (MAO)	
72	29,415	27,555	11	1,849	409	89	35,526	34,861	-	665	399	U TAPAO TOTAL	
10	1,280	1,280	-	-	128	1	67	67	-	-	67	B-57G (PAF)	
11	3,677	3,677	-	-	334	9	3,250	3,250	-	-	361	AC-130A (PAF)	
6	2,117	2,117	-	-	353	4	1,790	1,790	-	-	448	AC-130E (PAF)	
66	11,476	11,424	1	51	174	64	10,704	10,661	2	41	167	F-4D (PAF)	
-	-	-	-	-	-	30	6,676	5,977	-	699	223	F-4E (TAO)	
2	239	6	-	233	120	2	189	4	-	185	95	HH-43B (MAO)	
95	18,789	18,504	1	284	198	110	22,676	21,749	2	925	206	UBON TOTAL	
5	967	15	-	952	193	5	1,111	11	-	1,100	222	C-47D (PAF)	
1	163	-	-	163	163	1	240	-	-	240	240	C-54E (PAF)	
-	-	-	-	-	-	-	-	66	-	-	-	VC-54G (PAF)	
3	1,004	1,001	-	3	335	1	302	298	-	4	302	C-130B (PAF)	
9	4,261	3,882	-	379	473	19	3,535	3,477	-	58	186	C-130E (PAF)	
19	2,373	2,356	-	17	132	40	6,097	5,944	-	153	152	RF-4C (PAF)	
42	5,580	5,503	-	75	133	40	4,557	-	-	4,557	-	F-4D (TAO)	
-	-	-	-	-	-	22	4,308	4,209	-	99	196	F-4E (TAO)	
2	189	-	-	189	95	2	185	-	-	185	93	HH-43B (MAO)	
-	-	-	-	-	-	-	-	-	-	-	-	HH-43F (MAO)	
-	-	-	-	-	-	-	-	-	-	-	-	HH-53C (MAO)	
80	14,537	12,759	-	1,778	182	90	20,401	14,005	-	6,396	227	UDORN TOTAL	
832	197,637	186,114	651	10,872	238	855	220,086	204,181	720	15,185	257	OPERATING BASE TOTAL	

TABLE 12 - SOUTHEAST ASIA OPERATIONAL DATA BY MISSION.

MISSION, DESIGN, SERIES WITHIN BASES	30 SEPTEMBER 1971						31 DECEMBER 1971					
	AVER- AGE AIR- CRAFT ON HAND	FLYING HOURS				UTIL- IZA- TION RATE	AVER- AGE AIR- CRAFT ON HAND	FLYING HOURS				UTIL- IZA- TION RATE
		Total	Combat	Combat Support	Other			Total	Combat	Combat Support	Other	
B-52D (SAO)	1	55	55	-	-	55	1	15	15	-	-	15
B-52G (SAO)	-	-	-	-	-	-	-	-	-	-	-	-
WC-130B (MAO)	3	304	198	106	-	101	2	97	47	50	-	49
WC-130E (MAO)	5	448	255	193	-	90	6	169	87	82	-	28
ANDERSEN TOTAL	9	807	508	299	-	90	9	281	149	132	-	31
C-130E (PAF)	34	1,033	1,033	-	-	30	33	683	683	-	-	21
UH-1P (PAF)	-	-	-	-	-	-	-	1	1	-	-	-
CHING CHUAN KANG TOTAL	34	1,033	1,033	-	-	30	33	684	684	-	-	21
B-57G (PAF)	-	-	-	-	-	-	-	-	-	-	-	-
C-9A (PAF)	-	-	-	-	-	-	-	-	-	-	-	-
C-47D (CSO)	-	-	-	-	-	-	-	84	84	-	-	-
EC-47D (CSO)	2	264	173	91	-	132	1	248	83	165	-	248
C-124C (PAF)	4	111	111	-	-	28	1	44	44	-	-	44
C-130B (PAF)	19	263	263	-	-	14	20	559	559	-	-	28
HC-130H (MAO)	2	21	-	21	-	11	2	31	-	31	-	16
HC-130V (MAO)	1	13	-	13	-	13	1	17	-	17	-	17
HC-130P (MAO)	1	7	-	7	-	7	-	-	-	-	-	-
HC-139A (SAO)	-	-	-	-	-	-	-	-	-	-	-	-
C-140A (CSO)	4	731	389	342	-	183	3	646	436	210	-	215
F-4D (PAF)	8	6	6	-	-	1	9	8	-	8	-	1
HH-3E (MAO)	-	-	-	-	-	-	-	-	-	-	-	-
CLARK TOTAL	41	1,416	942	474	-	35	37	1,637	1,206	431	-	44
C-130E (PAF)	-	-	-	-	-	-	-	-	-	-	-	-
KC-135A (SAO)	13	861	861	-	-	66	14	394	394	-	-	28
RC-135V (SAO)	5	2,860	2,860	-	-	572	5	2,012	2,012	-	-	402
KC-135Q (SAO)	10	620	620	-	-	62	11	979	979	-	-	89
F-4C (PAF)	-	-	-	-	-	-	-	-	-	-	-	-
KADENA TOTAL	28	4,341	4,341	-	-	155	30	3,385	3,385	-	-	113
EC-121D (ADO)	-	41	-	41	-	-	-	-	-	-	-	-
EC-121T (ADO)	-	766	-	766	-	-	-	-	-	-	-	-
TAINAN TOTAL	-	807	-	807	-	-	-	-	-	-	-	-
C-130B (PAF)	6	19	6	13	-	3	3	13	13	-	-	4
YOKOTA TOTAL	6	19	6	13	-	3	3	13	13	-	-	4
SUPPORTING BASE TOTAL	118	8,423	6,830	1,593	-	71	112	6,000	5,437	563	-	54
GRAND TOTAL	1,125	23,016	21,472	2,661	19,883	207	1,014	207,139	193,141	14,225	12,773	204

NOTE: Average Aircraft On Hand in Tables 12 and 13 vary slightly due to method of rounding.
Source: Directorate of Air Staff Systems, Air Force Data Services Center, AFDA.

31 MARCH 1972						30 JUNE 1972						MISSION, DESIGN, SERIES WITHIN BASES
AVER- AGE AIR- CRAFT ON HAND	FLYING HOURS				UTIL- IZA- TION RATE	AVER- AGE AIR- CRAFT ON HAND	FLYING HOURS				UTIL- IZA- TION RATE	
	Total	Combat	Combat Support	Other			Total	Combat	Combat Support	Other		
18	6,253	6,253	-	-	347	57	21,899	21,899	-	-	384	B-52D (SAO)
-	-	-	-	-	-	48	16,850	16,850	-	-	351	B-52G (SAO)
2	6	6	-	-	3	5	461	310	151	-	92	WC-130B(MAO)
-	-	-	-	-	-	3	52	9	43	-	17	WC-130E(MAO)
20	6,259	6,259	-	-	313	113	39,262	39,068	194	-	347	ANDERSEN TOTAL
40	573	573	-	-	14	33	7,459	7,457	2	-	226	C-130E(PAF)
-	-	-	-	-	-	-	-	-	-	-	-	UH-1P (PAF)
40	573	573	-	-	14	33	7,459	7,457	2	-	226	CHING CHUAN KANG TOTAL
-	-	-	-	-	-	2	33	33	-	-	17	B-57G (PAF)
-	-	-	-	-	-	1	2	-	2	-	2	C-9A (PAF)
1	213	194	19	-	213	1	90	90	-	-	90	C-47D (CSO)
17	334	334	-	-	20	13	3,399	2,662	737	-	261	EC-47D (CSO)
2	31	-	31	-	16	-	23	-	23	-	-	C-124C(PAF)
2	18	-	18	-	9	1	362	358	4	-	362	C-130B(MAO)
-	10	-	10	-	-	4	870	786	84	-	218	HC-130N(MAO)
-	-	-	-	-	-	5	2,587	2,587	-	-	517	WC-130P(MAO)
3	526	427	99	-	175	3	483	279	204	-	161	KC-135A(SAO)
5	15	2	13	-	3	2	2,002	1,992	10	-	1001	C-140A(CSO)
-	-	-	-	-	-	1	16	-	16	-	16	F-4D (PAF)
30	1,147	957	190	-	38	33	9,867	8,787	1,080	-	299	CLARK TOTAL
-	-	-	-	-	-	3	391	382	9	-	130	C-130E(PAF)
20	2,747	2,747	-	-	137	43	13,373	13,373	-	-	311	KC-135A(SAO)
5	1,944	1,944	-	-	389	5	3,273	3,273	-	-	655	RC-135M(SAO)
11	672	672	-	-	61	12	2,263	2,263	-	-	189	KC-135Q(SAO)
14	6	-	6	-	-	-	-	-	-	-	-	F-4C (PAF)
50	5,369	5,363	6	-	107	63	19,300	19,291	9	-	306	KADENA TOTAL
-	-	-	-	-	-	-	-	-	-	-	-	EC-121D(ADD)
-	-	-	-	-	-	-	-	-	-	-	-	EC-121T(ADD)
-	-	-	-	-	-	-	-	-	-	-	-	TAINAN TOTAL
-	-	-	-	-	-	-	-	-	-	-	-	C-130B(PAF)
-	-	-	-	-	-	-	-	-	-	-	-	YOKOTA TOTAL
140	13,348	13,152	196	-	95	242	75,888	74,603	1,285	-	314	SUPPORTING BASE TOTAL
972	210,985	199,266	847	10,872	217	1,097	295,974	278,784	2,005	15,185	270	GRAND TOTAL

TABLE 13 - SOUTHEAST ASIA OPERATIONAL DATA BY MISSION.

COMMAND WITHIN MISSION, DESIGN, SERIES	30 SEPTEMBER 1971						31 DECEMBER 1971					
	AVERAGE AIR-CRAFT ON HAND	FLYING HOURS				UTILIZATION RATE	AVERAGE AIR-CRAFT ON HAND	FLYING HOURS				UTILIZATION RATE
		Total	Combat	Combat Support	Other			Total	Combat	Combat Support	Other	
A-1E (PAF)	4	740	698	-	42	185	6	1,181	1,127	2	52	197
A-1G (PAF)	2	337	304	-	33	169	2	459	438	-	21	230
A-14 (PAF)	13	1,331	1,287	-	44	192	6	1,115	1,086	-	29	186
A-1J (PAF)	6	725	712	-	13	121	6	883	869	-	14	147
A-1 TOTAL	25	3,133	3,001	-	132	125	20	3,638	3,520	2	116	182
A-37A (PAF)	-	1,144	1,144	-	-	-	-	-	-	-	-	-
A-37B (PAF)	15	2,154	2,144	1	9	144	25	4,560	4,554	3	3	182
A-37 TOTAL	15	3,298	3,288	1	9	220	25	4,560	4,554	3	3	182
B-52D (SAO)	37	11,086	10,988	-	98	300	32	10,882	10,579	-	303	340
B-52G (SAO)	-	-	-	-	-	-	-	-	-	-	-	-
B-52 TOTAL	37	11,086	10,988	-	98	300	32	10,882	10,579	-	303	340
RB-57E (PAF)	1	143	141	-	2	143	-	-	-	-	-	-
B-57G (PAF)	9	650	650	-	-	72	10	1,087	1,087	-	-	109
B-57 TOTAL	10	793	791	-	2	79	10	1,087	1,087	-	-	109
EB-66C (PAF)	5	711	699	-	12	142	5	744	734	1	9	149
EB-66E (PAF)	10	1,648	1,625	1	22	165	10	1,751	1,715	1	35	175
EB-66E (TAO)	-	-	-	-	-	-	-	-	-	-	-	-
B-66 TOTAL	15	2,359	2,324	1	34	157	15	2,495	2,449	2	44	166
C-7A (PAF)	72	20,954	20,091	15	848	291	60	16,023	14,417	-	1,606	267
C-7 TOTAL	72	20,954	20,091	15	848	291	60	16,023	14,417	-	1,606	267
C-9A (PAF)	-	-	-	-	-	-	-	-	-	-	-	-
C-9 TOTAL	-	-	-	-	-	-	-	-	-	-	-	-
C-47A (PAF)	7	1,336	863	30	443	191	5	933	593	13	327	187
HC-47A (PAF)	1	168	122	-	46	168	1	209	192	-	17	209
VC-47A (PAF)	-	-	-	-	-	-	-	-	-	-	-	-
C-47D (CSO)	-	-	-	-	-	-	-	-	-	-	-	-
C-47D (PAF)	8	2,017	244	14	1,759	252	7	1,539	160	13	1,366	220
EC-47D (CSO)	2	264	173	91	-	132	1	248	83	165	-	248
VC-47D (PAF)	-	-	-	-	-	-	1	222	201	-	21	222
EC-47N (PAF)	22	8,446	8,387	-	59	384	17	6,026	5,978	-	48	354
EC-47P (PAF)	19	6,941	6,876	-	65	365	17	7,399	7,390	-	9	435
EC-47Q (PAF)	11	4,169	4,120	-	49	379	11	2,894	2,888	-	6	263
C-47 TOTAL	70	23,341	20,785	135	2,421	333	60	19,554	17,569	191	1,794	326
C-54E (PAF)	-	-	-	-	-	-	-	59	-	-	59	-
C-54G (PAF)	1	157	153	-	4	157	1	198	114	-	84	198
VC-54G (PAF)	1	199	-	-	199	199	-	92	-	-	92	-
C-54 TOTAL	2	356	153	-	203	178	1	349	114	-	235	349
C-118A (PAF)	-	-	-	-	-	-	1	138	-	-	138	138
VC-118A (PAF)	2	521	8	-	513	261	1	333	-	-	333	333
C-118 TOTAL	2	521	8	-	513	261	2	471	-	-	471	236

DOWNGRADED TO:
 DECLASSIFY ON: 31 DEC 1974
 CLASSIFIED BY: DSC
 AUTH: AFM 65-110, 26 JUN 1968

AVERAGE AIR-CRAFT ON HAND	31 MARCH 1972					UTILIZATION RATE		30 JUNE 1972					UTILIZATION RATE	COMMAND WITHIN MISSION, DESIGN, SERIES
	FLYING HOURS				UTILIZATION RATE			FLYING HOURS				UTILIZATION RATE		
	Total	Combat	Combat Support	Other				Total	Combat	Combat Support	Other			
5	891	863	-	18	176	6	955	937	-	18	159	A-1E (PAF)		
2	388	376	-	12	194	-	47	47	-	-	-	A-1G (PAF)		
8	932	914	2	16	117	9	1,254	1,235	2	17	139	A-1H (PAF)		
5	636	630	-	6	127	3	592	588	-	4	197	A-1J (PAF)		
20	2,837	2,783	2	52	142	18	2,848	2,807	2	39	158	A-1 TOTAL		
23	3,934	3,934	-	-	171	21	4,875	4,874	-	1	232	A-37A (PAF) A-37B (PAF)		
23	3,934	3,934	-	-	171	21	4,875	4,874	-	1	232	A-37 TOTAL		
53	17,616	17,459	-	157	332	98	33,632	33,632	-	-	343	B-52D (SAO)		
-	-	-	-	-	-	48	16,850	16,850	-	-	351	B-52G (SAO)		
53	17,616	17,459	-	157	332	146	50,482	50,482	-	-	346	B-52 TOTAL		
10	1,280	1,280	-	-	128	3	100	100	-	-	33	RB-57E (PAF) B-97G (PAF)		
10	1,280	1,280	-	-	128	3	100	100	-	-	33	B-57 TOTAL		
5	690	590	-	10	120	5	827	809	-	18	165	EB-66C (PAF)		
11	1,380	1,354	3	23	125	11	2,131	2,100	-	31	194	EB-66E (PAF)		
-	-	-	-	-	-	3	947	937	-	10	316	EB-66E (TAO)		
16	1,980	1,944	3	33	124	19	3,905	3,846	-	59	206	B-66 TOTAL		
40	8,594	7,165	-	1,429	215	15	4,058	4,040	-	18	271	C-7A (PAF)		
40	8,594	7,165	-	1,429	215	15	4,058	4,040	-	18	271	C-7 TOTAL		
-	-	-	-	-	-	1	2	-	2	-	2	C-9A (PAF)		
-	-	-	-	-	-	1	2	-	2	-	2	C-9 TOTAL		
3	752	613	12	127	251	5	1,072	763	1	308	214	C-47A (PAF)		
1	160	152	-	8	160	1	284	279	-	5	284	HC-47A (PAF)		
-	-	-	-	-	-	-	7	2	-	5	-	VC-47A (PAF)		
6	1,137	31	-	1,106	190	6	1,309	29	-	1,280	218	C-47D (CSO)		
1	213	194	19	-	213	1	90	90	-	-	90	C-47D (PAF)		
1	248	234	-	14	248	1	168	168	-	-	168	EC-47D (CSO)		
21	6,933	6,910	-	23	330	21	6,355	6,337	5	13	303	VC-47D (PAF)		
18	6,131	6,117	-	14	341	16	5,766	5,737	-	29	360	EC-47N (PAF)		
11	3,065	3,046	3	16	279	10	3,744	3,717	3	24	374	EC-47P (PAF) EC-47Q (PAF)		
62	18,639	17,297	34	1,308	301	61	18,795	17,122	9	1,664	308	C-47 TOTAL		
1	163	-	-	163	163	1	240	-	-	240	240	C-54E (PAF)		
1	219	150	-	69	219	1	200	76	-	124	200	C-54G (PAF)		
-	-	-	-	-	-	-	-	-	-	-	-	VC-54G (PAF)		
2	382	150	-	232	191	2	440	76	-	364	220	C-54 TOTAL		
1	350	-	-	350	350	1	325	1	-	324	325	C-118A (PAF)		
1	385	4	-	381	385	1	281	23	-	258	281	VC-118A (PAF)		
2	735	4	-	731	368	2	606	24	-	582	303	C-118 TOTAL		

TABLE 13 - SOUTHEAST ASIA OPERATIONAL DATA BY MISSION.

COMMAND WITHIN MISSION, DESIGN, SERIES	30 SEPTEMBER 1971						31 DECEMBER 1971					
	AVERAGE AIR-CRAFT ON HAND	FLYING HOURS				UTILIZATION RATE	AVERAGE AIR-CRAFT ON HAND	FLYING HOURS				UTILIZATION RATE
		Total	Combat	Combat Support	Other			Total	Combat	Combat Support	Other	
AC-119G(PAF)	12	1,759	1,681	35	43	147	-	-	-	-	-	-
AC-119K(PAF)	9	1,966	1,935	5	26	218	14	2,288	2,221	6	61	163
C-119 TOTAL	21	3,725	3,616	40	69	177	14	2,288	2,221	6	61	163
EC-121D(ADO)	-	41	-	41	-	-	-	-	-	-	-	-
EC-121R(PAF)	9	3,215	3,146	-	69	357	4	1,212	1,170	8	34	303
EC-121T(ADO)	-	766	-	766	-	-	-	-	-	-	-	-
C-121 TOTAL	9	4,022	3,146	807	69	447	4	1,212	1,170	8	34	303
C-123K(PAF)	24	8,445	8,226	11	208	352	11	4,539	4,176	10	353	413
UC-123K(PAF)	6	1,053	952	16	85	176	6	1,551	1,506	-	45	259
C-123 TOTAL	30	9,498	9,178	27	293	317	17	6,090	5,682	10	398	358
C-124C(PAF)	4	111	111	-	-	28	1	44	44	-	-	44
C-124 TOTAL	4	111	111	-	-	28	1	44	44	-	-	44
AC-130A(PAF)	8	2,401	2,400	-	1	300	10	3,329	3,166	-	163	333
DC-130A(SAO)	-	90	82	4	4	-	-	104	88	-	16	-
C-130B(PAF)	41	7,582	5,569	13	2,000	185	29	2,468	2,389	-	79	85
WC-130B(MAO)	3	304	198	106	-	101	2	97	47	50	-	49
C-130E(PAF)	71	20,344	16,939	2	3,403	287	73	20,430	19,615	-	815	280
AC-130E(PAF)	-	-	-	-	-	-	2	935	749	2	184	468
DC-130E(SAO)	-	376	376	-	-	-	-	328	328	-	-	-
WC-130E(MAO)	5	448	255	193	-	90	6	169	87	82	-	28
HC-130H(MAO)	2	21	-	21	-	11	2	31	-	31	-	16
HC-130N(MAO)	2	322	264	50	8	161	3	413	387	23	3	138
HC-130P(MAO)	9	2,943	2,650	127	166	327	8	2,141	1,869	86	186	268
C-130 TOTAL	141	34,831	28,733	516	5,582	247	135	30,445	28,725	274	1,446	226
KC-135A(SAO)	44	12,458	11,375	-	1,083	283	46	14,794	13,508	-	1,286	322
RC-135M(SAO)	5	2,860	2,860	-	-	572	5	2,012	2,012	-	-	402
KC-135O(SAO)	10	620	620	-	-	62	11	979	979	-	-	89
C-135 TOTAL	59	15,938	14,855	-	1,083	270	62	17,785	16,499	-	1,286	287
C-140A(CSO)	4	731	389	342	-	183	3	646	436	210	-	215
C-140 TOTAL	4	731	389	342	-	183	3	646	436	210	-	215
F-4C(PAF)	-	-	-	-	-	-	-	-	-	-	-	-
RF-4C(PAF)	30	4,546	4,474	-	72	152	20	3,023	2,987	-	36	151
F-4D(PAF)	155	15,210	14,497	8	705	98	139	18,042	17,647	11	384	130
F-4D(TAO)	-	-	-	-	-	-	-	-	-	-	-	-
F-4E(PAF)	75	9,976	8,899	5	1,072	133	71	12,735	12,279	-	456	179
F-4E(TAO)	-	-	-	-	-	-	-	-	-	-	-	-
F-4 TOTAL	260	29,732	27,870	13	1,849	114	230	33,800	32,913	11	876	147
F-100D(PAF)	10	412	389	-	23	41	-	-	-	-	-	-
F-100F(PAF)	2	73	69	-	4	37	-	-	-	-	-	-
F-100 TOTAL	12	485	458	-	27	40	-	-	-	-	-	-

TABLE 13 - SOUTHEAST ASIA OPERATIONAL DATA BY MISSION.

COMMAND WITHIN MISSION, DESIGN, SERIES	30 SEPTEMBER 1971						31 DECEMBER 1971					
	AVERAGE AIR-CRAFT ON HAND	FLYING HOURS				UTILIZATION RATE	AVERAGE AIR-CRAFT ON HAND	FLYING HOURS				UTILIZATION RATE
		Total	Combat	Combat Support	Other			Total	Combat	Combat Support	Other	
F-105G(PAF)	12	1,974	1,929	3	42	165	12	2,311	2,261	5	45	193
F-105G(TAO)	-	-	-	-	-	-	-	-	-	-	-	-
F-105 TOTAL	12	1,974	1,929	3	42	165	12	2,311	2,261	5	45	193
UH-1H (PAF)	18	2,399	2,317	-	82	133	17	1,705	1,617	-	88	100
UH-1P (PAF)	-	-	-	-	-	-	-	1	1	-	-	-
H-1 TOTAL	18	2,399	2,317	-	82	133	17	1,706	1,618	-	88	100
OH-3E (PAF)	6	690	353	261	76	115	3	222	145	42	35	74
OH-3E (SAD)	-	112	110	-	2	-	2	125	114	-	11	63
HH-3E (MAO)	-	-	-	-	-	-	-	-	-	-	-	-
H-3 TOTAL	6	802	463	261	78	134	5	347	259	42	46	69
HH-43B (MAO)	8	758	184	-	574	95	-	-	-	-	-	-
HH-43F (MAO)	9	896	583	-	313	100	18	1,671	745	-	926	93
H-43 TOTAL	17	1,654	767	-	887	97	18	1,671	745	-	926	93
OH-53C (PAF)	8	1,012	572	226	214	127	10	979	446	251	282	98
HH-53C (MAO)	21	2,306	1,785	197	324	110	20	2,328	1,771	160	397	116
H-53 TOTAL	29	3,318	2,357	423	538	114	30	3,307	2,217	411	679	110
O-2A (PAF)	139	28,653	28,204	14	435	206	126	22,677	22,463	8	206	180
O-2B (PAF)	19	3,854	3,815	3	36	203	11	1,681	1,656	-	25	153
O-2 TOTAL	158	32,507	32,019	17	471	206	137	24,358	24,119	8	231	178
T-39A (PAF)	7	2,139	13	-	2,126	306	5	1,630	12	-	1,618	326
T-39 TOTAL	7	2,139	13	-	2,126	306	5	1,630	12	-	1,618	326
QU-22B (PAF)	16	3,691	2,778	4	909	231	14	3,558	3,284	-	274	254
U-22 TOTAL	16	3,691	2,778	4	909	231	14	3,558	3,284	-	274	254
OV-10A (LOO)	-	17	4	-	13	-	-	-	-	-	-	-
OV-10A (PAF)	75	19,601	19,040	56	505	261	82	16,882	16,647	42	193	206
V-10 TOTAL	75	19,618	19,044	56	518	262	82	16,882	16,647	42	193	206
GRAND TOTAL	1,126	233,016	211,472	2,661	18,883	207	1,011	207,139	193,141	1,225	12,773	205

NOTE: Average Aircraft On Hand in Tables 12 and 13 vary slightly due to method of rounding.
Source: Directorate of Air Staff Systems, Air Force Data Services Center, AFDA.

31 MARCH 1972						30 JUNE 1972						COMMAND WITHIN MISSION, DESIGN, SERIES		
AVERAGE AIR-CRAFT ON HAND	FLYING HOURS				UTILIZATION RATE		AVERAGE AIR-CRAFT ON HAND	FLYING HOURS					UTILIZATION RATE	
	Total	Combat	Combat Support	Other				Total	Combat	Combat Support	Other			
16	3,463	3,419	-	45	216	19	3,220	3,083	-	137	169	F-105G (PAF)		
-	-	-	-	-	-	9	2,241	1,899	-	342	249	F-105G (TAO)		
16	3,463	3,419	-	45	216	28	5,461	4,982	-	479	195	F-105 TOTAL		
14	1,449	1,373	-	76	104	-	-	-	-	-	-	UH-1N (PAF)		
-	-	-	-	-	-	-	-	-	-	-	-	UH-1P (PAF)		
14	1,449	1,373	-	76	104	-	-	-	-	-	-	H-1 TOTAL		
-	-	-	-	-	-	-	-	-	-	-	-	CH-3E (PAF)		
2	325	319	-	6	163	2	276	266	-	10	138	CH-3E (SAO)		
-	-	-	-	-	-	5	406	317	37	52	81	HH-3E (MAO)		
2	325	319	-	6	163	7	682	583	37	62	97	H-3 TOTAL		
-	-	-	-	-	-	-	-	-	-	-	-	HH-43B (MAO)		
16	1,494	517	-	984	93	17	1,530	517	-	1,013	90	HH-43F (MAO)		
16	1,494	517	-	984	93	17	1,530	517	-	1,013	90	H-43 TOTAL		
11	1,506	978	292	236	137	10	1,465	969	279	226	147	CH-53C (PAF)		
18	1,819	1,432	118	269	101	16	2,014	1,618	63	333	126	HH-53C (MAO)		
29	3,325	2,410	410	505	115	26	3,479	2,587	333	559	134	H-53 TOTAL		
107	19,564	19,469	-	96	183	89	27,563	27,418	23	122	310	O-2A (PAF)		
3	271	270	-	1	90	-	-	-	-	-	-	O-2B (PAF)		
110	19,835	19,739	-	97	180	89	27,563	27,418	23	122	310	O-2 TOTAL		
4	1,993	15	-	1,978	498	5	1,939	65	-	1,874	388	T-39A (PAF)		
4	1,993	15	-	1,978	498	5	1,939	65	-	1,874	388	T-39 TOTAL		
15	4,545	4,399	-	147	303	19	4,598	4,450	6	142	242	QU-22B (PAF)		
15	4,545	4,399	-	147	303	19	4,598	4,450	6	142	242	U-22 TOTAL		
-	-	-	-	-	-	74	18,171	17,897	75	199	246	OV-10A (LOO)		
82	27,827	27,591	85	151	339	74	18,171	17,897	75	199	246	OV-10A (PAF)		
82	27,827	27,591	85	151	339	74	18,171	17,897	75	199	246	V-10 TOTAL		
973	210,985	199,266	847	10,872	217	1,098	295,974	278,784	2,005	15,185	270	GRAND TOTAL		

[REDACTED]

TABLE 14 - USAF COMBAT SORTIES BY MISSION AND TYPE OF AIRCRAFT BY QUARTER - FY 1972
(1 JULY 1971 THRU 30 SEPTEMBER 1971)

SERVICE	ACFT	ATTACK	CAP + ESCORT	RECCE	COMBAT OTHER	SUPPORT	ARMED HELO	NON CMBT OTHER	TOTAL SORTIES	COUNTRY
USAF	A-37	1992							1992	CAMBODIA
USAF	AC-119	314	1		19				334	CAMBODIA
USAF	AC-130	68							68	CAMBODIA
USAF	B-52	227			1				228	CAMBODIA
USAF	B-57	128	1						129	CAMBODIA
USAF	C-130				17				17	CAMBODIA
USAF	EC-47			886					886	CAMBODIA
USAF	F-4	305	4		7				316	CAMBODIA
USAF	KC-135				47				47	CAMBODIA
USAF	O-2				1510				1510	CAMBODIA
USAF	OV-10	24			1302				1326	CAMBODIA
USAF	RB-57			10					10	CAMBODIA
USAF	RF-4			214	1				215	CAMBODIA
	TOTAL	3058	6	1110	2904				7078	

CLASSIFIED BY JCS
SUBJECT TO GENERAL DE-
CLASSIFICATION SCHEDULE
OF EXECUTIVE ORDER 11652
AUTOMATICALLY DOWNGRADED
AT TWO YEAR INTERVALS
DECLASSIFIED ON: 31 DEC 1980

SECRET

SECRET

TABLE 14 - USAF COMBAT SORTIES BY MISSION AND TYPE OF AIRCRAFT BY QUARTER - FY 1972
(1 JULY 1971 THRU 30 SEPTEMBER 1971)

SERVICE	ACFT	ATTACK	CAP + ESCORT	RECCE	COMBAT OTHER	SUPPORT	ARMED HELO	NON CMBT OTHER	TOTAL SORTIES	COUNTRY
USAF	A-1	526	206		1				733	LAOS
USAF	AC-119	316			21				337	LAOS
USAF	AC-130	391	1		4				396	LAOS
USAF	B-52	1746			17				1763	LAOS
USAF	B-57	85							85	LAOS
USAF	C-130			46	62				108	LAOS
USAF	CH-3				6				6	LAOS
USAF	CH-53		14		422				436	LAOS
USAF	EB-66			13	46				59	LAOS
USAF	EC-121				284				284	LAOS
USAF	EC-130				349				349	LAOS
USAF	EC-47			718					718	LAOS
USAF	F-105		2						2	LAOS
USAF	F-4	5786	433	387	686				7292	LAOS
USAF	HC-130				351				351	LAOS
USAF	HH-53				27				27	LAOS
USAF	KC-135				1826				1826	LAOS
USAF	O-2				1183				1183	LAOS
USAF	OV-10				1965				1965	LAOS
USAF	QU-22				305				305	LAOS
USAF	RB-57			1					1	LAOS
USAF	RF-4			659	25				684	LAOS
USAF	WC-130				97				97	LAOS
	TOTAL	8850	656	1824	7677				19007	

TABLE 14 -- USAF COMBAT SORTIES BY MISSION AND TYPE OF AIRCRAFT BY QUARTER -- FY 1972
(1 JULY 1971 THRU 30 SEPTEMBER 1971)

SERVICE	ACFT	ATTACK	CAP + ESCORT	RECCE	COMBAT OTHER	SUPPORT	ARMED HELO	NON CMBT OTHER	TOTAL SORTIES	COUNTRY
USAF	A-1				3				3	NORTH VIETNAM
USAF	C-130			178	1				179	NORTH VIETNAM
USAF	EB-66			153	394				547	NORTH VIETNAM
USAF	F-105	2	591						593	NORTH VIETNAM
USAF	F-4	219	121						340	NORTH VIETNAM
USAF	HH-53				4				4	NORTH VIETNAM
USAF	KC-135				182				182	NORTH VIETNAM
USAF	RF-4			124					124	NORTH VIETNAM
	TOTAL	221	712	455	584				1972	

TABLE 14 -- USAF COMBAT SORTIES BY MISSION AND TYPE OF AIRCRAFT BY QUARTER -- FY 1972
(1 JULY 1971 THRU 30 SEPTEMBER 1971)

SERVICE	ACFT	ATTACK	CAP + ESCORT	RECCE	COMBAT OTHER	SUPPORT	ARMED HELO	NON CMBT OTHER	TOTAL SORTIES	COUNTRY
USAF	A-1	20	2						22	SOUTH VIETNAM
USAF	A-37	275						388	663	SOUTH VIETNAM
USAF	AC-119	26		1	77			144	248	SOUTH VIETNAM
USAF	AC-130	6			1				7	SOUTH VIETNAM
USAF	B-52	1036			6				1042	SOUTH VIETNAM
USAF	C-123				6284	1607		381	8272	SOUTH VIETNAM
USAF	C-130				9288	5040		5	14333	SOUTH VIETNAM
USAF	C-47				329			129	458	SOUTH VIETNAM
USAF	C-7				23196	341		643	24180	SOUTH VIETNAM
USAF	EC-47			1416	90			599	2105	SOUTH VIETNAM
USAF	F-100							165	165	SOUTH VIETNAM
USAF	F-4	2858	3		232			966	4059	SOUTH VIETNAM
USAF	HC-130				33			15	48	SOUTH VIETNAM
USAF	HH-43				384			539	923	SOUTH VIETNAM
USAF	HH-53				311			294	605	SOUTH VIETNAM
USAF	O-2			3249	4512			2654	10415	SOUTH VIETNAM
USAF	OV-10			1253	2008			504	3765	SOUTH VIETNAM
USAF	QU-22							2	2	SOUTH VIETNAM
USAF	RB-57			21	2			20	43	SOUTH VIETNAM
USAF	RF-4			413	12			140	565	SOUTH VIETNAM
USAF	UC-123				1				1	SOUTH VIETNAM
USAF	UH-1				3		1965	765	2733	SOUTH VIETNAM
	TOTAL	4221	5	6353	46769	6988	1965	8353	74654	

TABLE 14 — USAF COMBAT SORTIES BY MISSION AND TYPE OF AIRCRAFT BY QUARTER — FY 1972
(1 JULY 1971 THRU 30 SEPTEMBER 1971)

SERVICE	ACFT	ATTACK	CAP + ESCORT	RECCE	COMBAT OTHER	SUPPORT	ARMED HELO	NON CMBT OTHER	TOTAL SORTIES	COUNTRY
USAF	A-1							159	159	THAILAND
USAF	AC-119							16	16	THAILAND
USAF	AC-130							30	30	THAILAND
USAF	B-57							125	125	THAILAND
USAF	C-123							2	2	THAILAND
USAF	CH-3							93	93	THAILAND
USAF	CH-53							7	7	THAILAND
USAF	EB-66							32	32	THAILAND
USAF	EC-121							23	23	THAILAND
USAF	EC-47							9	9	THAILAND
USAF	F-105							47	47	THAILAND
USAF	F-4							908	908	THAILAND
USAF	HC-130							5	5	THAILAND
USAF	HH-43							567	567	THAILAND
USAF	HH-53							149	149	THAILAND
USAF	O-2							124	124	THAILAND
USAF	OV-10							252	252	THAILAND
USAF	QU-22							34	34	THAILAND
USAF	RF-4							21	21	THAILAND
	TOTAL							2603	2603	

[REDACTED]

TABLE 14 - USAF COMBAT SORTIES BY MISSION AND TYPE OF AIRCRAFT BY QUARTER - FY 1972
(1 OCTOBER 1971 THRU 31 DECEMBER 1971)

SERVICE	ACFT	ATTACK	CAP + ESCORT	RECCE	COMBAT OTHER	SUPPORT	ARMED HELO	NON CMBT OTHER	TOTAL SORTIES	COUNTRY
USAF	A-1	6							6	CAMBODIA
USAF	A-37	2470							2470	CAMBODIA
USAF	AC-119	4							4	CAMBODIA
USAF	AC-130	74							74	CAMBODIA
USAF	B-52	653			6				659	CAMBODIA
USAF	B-57	71							71	CAMBODIA
USAF	C-130			1	24				25	CAMBODIA
USAF	EC-47			789					789	CAMBODIA
USAF	F-4	891							891	CAMBODIA
USAF	KC-135				36				36	CAMBODIA
USAF	O-2	1			1453				1454	CAMBODIA
USAF	OV-10	18			369				387	CAMBODIA
USAF	RF-4			100					100	CAMBODIA
	TOTAL	4188		890	1888				6966	

[REDACTED]

TABLE 14 - USAF COMBAT SORTIES BY MISSION AND TYPE OF AIRCRAFT BY QUARTER - FY 1972
(1 OCTOBER 1971 THRU 31 DECEMBER 1971)

SERVICE	ACFT	ATTACK	CAP + ESCORT	RECCE	COMBAT OTHER	SUPPORT	ARMED HELO	NON CMBT OTHER	TOTAL SORTIES	COUNTRY
USAF	A-1	748	132						880	LAOS
USAF	A-37	238							238	LAOS
USAF	AC-119	621			2				623	LAOS
USAF	AC-130	735	1		4				740	LAOS
USAF	B-52	1845			30				1875	LAOS
USAF	B-57	517							517	LAOS
USAF	C-130			66	50				116	LAOS
USAF	CH-53				220				220	LAOS
USAF	EB-66		2	161	438				601	LAOS
USAF	EC-121				122				122	LAOS
USAF	EC-130		2		364				366	LAOS
USAF	EC-47			505					505	LAOS
USAF	F-105	4	36		1				41	LAOS
USAF	F-4	8567	1386	201	613				10767	LAOS
USAF	HC-130				234				234	LAOS
USAF	HH-53				129				129	LAOS
USAF	KC-135				2497				2497	LAOS
USAF	O-2				1709				1709	LAOS
USAF	OV-10			4	3002				3006	LAOS
USAF	QU-22				77				77	LAOS
USAF	RF-4		2	749	16				767	LAOS
USAF	WC-130				32				32	LAOS
	TOTAL	13275	1561	1686	9540				26062	

[REDACTED]

TABLE 14 -- USAF COMBAT SORTIES BY MISSION AND TYPE OF AIRCRAFT BY QUARTER -- FY 1972
(1 OCTOBER 1971 THRU 31 DECEMBER 1971)

SERVICE	ACFT	ATTACK	CAP + ESCORT	RECCE	COMBAT OTHER	SUPPORT	ARMED HELO	NON CMBT OTHER	TOTAL SORTIES	COUNTRY
USAF	A-1	1			29				30	NORTH VIETNAM
USAF	EB-66				51				51	NORTH VIETNAM
USAF	EC-121				3				3	NORTH VIETNAM
USAF	F-105	40	569						609	NORTH VIETNAM
USAF	F-4	675	129	4	2				810	NORTH VIETNAM
USAF	HH-53				30				30	NORTH VIETNAM
USAF	KC-135				180				180	NORTH VIETNAM
USAF	RF-4			110	2				112	NORTH VIETNAM
	TOTAL	716	698	114	297				1825	

[REDACTED]

TABLE 14 - USAF COMBAT SORTIES BY MISSION AND TYPE OF AIRCRAFT BY QUARTER - FY 1972
(1 OCTOBER 1971 THRU 31 DECEMBER 1971)

SERVICE	ACFT	ATTACK	CAP + ESCORT	RECCE	COMBAT OTHER	SUPPORT	ARMED HELO	NON CMBT OTHER	TOTAL SORTIES	COUNTRY
USAF	A-1	14							14	SOUTH VIETNAM
USAF	A-37	480			2			263	745	SOUTH VIETNAM
USAF	AC-119	6			7			13	26	SOUTH VIETNAM
USAF	AC-130	1							1	SOUTH VIETNAM
USAF	B-52	456			4				460	SOUTH VIETNAM
USAF	B-57	4							4	SOUTH VIETNAM
USAF	C-123				4398	166		189	4753	SOUTH VIETNAM
USAF	C-130				7288	4150		18	11456	SOUTH VIETNAM
USAF	C-47				193			136	329	SOUTH VIETNAM
USAF	C-7				14134	320		1020	15474	SOUTH VIETNAM
USAF	EC-47			1142	34			556	1732	SOUTH VIETNAM
USAF	F-105		4						4	SOUTH VIETNAM
USAF	F-4	640	2		116			419	1177	SOUTH VIETNAM
USAF	HC-130				60			30	90	SOUTH VIETNAM
USAF	HH-43				273			474	747	SOUTH VIETNAM
USAF	HH-53				410			159	569	SOUTH VIETNAM
USAF	O-2			3438	2607			2846	8891	SOUTH VIETNAM
USAF	OV-10			880	1157			312	2349	SOUTH VIETNAM
USAF	RF-4			127					127	SOUTH VIETNAM
USAF	UC-123				14				14	SOUTH VIETNAM
USAF	UH-1						1078	621	1699	SOUTH VIETNAM
	TOTAL	1601	6	5587	30697	4636	1078	7056	50661	

[REDACTED]

TABLE 14 - USAF COMBAT SORTIES BY MISSION AND TYPE OF AIRCRAFT BY QUARTER - FY 1972
(1 OCTOBER 1971 THRU 31 DECEMBER 1971)

SERVICE	ACFT	ATTACK	CAP + ESCORT	RECCE	COMBAT OTHER	SUPPORT	ARMED HELO	NON CMBT OTHER	TOTAL SORTIES	COUNTRY
USAF	A-1							128	128	THAILAND
USAF	A-37							6	6	THAILAND
USAF	AC-119							26	26	THAILAND
USAF	AC-130							41	41	THAILAND
USAF	B-57							34	34	THAILAND
USAF	CH-3							44	44	THAILAND
USAF	CH-53							2	2	THAILAND
USAF	EB-66							48	48	THAILAND
USAF	EC-121							9	9	THAILAND
USAF	EC-47							18	18	THAILAND
USAF	F-105							62	62	THAILAND
USAF	F-4							716	716	THAILAND
USAF	HC-130							3	3	THAILAND
USAF	HH-43							423	423	THAILAND
USAF	HH-53							241	241	THAILAND
USAF	O-2							5	5	THAILAND
USAF	OV-10							281	281	THAILAND
USAF	QU-22							33	33	THAILAND
USAF	RF-4							5	5	THAILAND
	TOTAL							2125	2125	

TABLE 14 - USAF COMBAT SORTIES BY MISSION AND TYPE OF AIRCRAFT BY QUARTER - FY 1972
(1 JANUARY 1972 THRU 31 MARCH 1972)

SERVICE	ACFT	ATTACK	CAP + ESCORT	RECCE	COMBAT OTHER	SUPPORT	ARMED HELO	NON CMBT OTHER	TOTAL SORTIES	COUNTRY
USAF	A-1		6		2				8	CAMBODIA
USAF	A-37	2334	10						2344	CAMBODIA
USAF	AC-130	8	1	1	2				12	CAMBODIA
USAF	B-52	546			3				549	CAMBODIA
USAF	C-130				10				10	CAMBODIA
USAF	EC-47			819					819	CAMBODIA
USAF	F-4	249	1		5				255	CAMBODIA
USAF	HH-53				1				1	CAMBODIA
USAF	O-2			5	1477				1482	CAMBODIA
USAF	OV-10	16		5	43				64	CAMBODIA
USAF	RF-4			7					7	CAMBODIA
	TOTAL	3153	18	837	1543				5551	

TABLE 14 - USAF COMBAT SORTIES BY MISSION AND TYPE OF AIRCRAFT BY QUARTER - FY 1972
(1 JANUARY 1972 THRU 31 MARCH 1972)

SERVICE	ACFT	ATTACK	CAP + ESCORT	RECCE	COMBAT OTHER	SUPPORT	ARMED HELO	NON CMBT OTHER	TOTAL SORTIES	COUNTRY
USAF	A-1	625	68		20				713	LAOS
USAF	A-37	6							6	LAOS
USAF	AC-119	730			6				736	LAOS
USAF	AC-130	1225	5						1230	LAOS
USAF	B-52	1847			15				1862	LAOS
USAF	B-57	690							690	LAOS
USAF	C-130				120				120	LAOS
USAF	CH-53	2			159				161	LAOS
USAF	EB-66			145	363				508	LAOS
USAF	EC-121				180				180	LAOS
USAF	EC-130				363				363	LAOS
USAF	EC-47			483					483	LAOS
USAF	F-105	12	561	2	2				577	LAOS
USAF	F-4	11988	1225	175	429				13817	LAOS
USAF	HC-130				233				233	LAOS
USAF	HH-53				136				136	LAOS
USAF	KC-135				2898				2898	LAOS
USAF	O-2				248				248	LAOS
USAF	OV-10	1	4	270	4421				4696	LAOS
USAF	QU-22				241				241	LAOS
USAF	RC-135			2					2	LAOS
USAF	RF-4			1009	9				1018	LAOS
USAF	UC-123				1				1	LAOS
	TOTAL	17126	1863	2086	9844				30919	

TABLE 14 - USAF COMBAT SORTIES BY MISSION AND TYPE OF AIRCRAFT BY QUARTER - FY 1972
(1 JANUARY 1972 THRU 31 MARCH 1972)

SERVICE	ACFT	ATTACK	CAP + ESCORT	RECCE	COMBAT OTHER	SUPPORT	ARMED HELO	NON CMBT OTHER	TOTAL SORTIES	COUNTRY
USAF	EB-66				13				13	NORTH VIETNAM
USAF	F-105	43	207						250	NORTH VIETNAM
USAF	F-4	211	62	2	11				286	NORTH VIETNAM
USAF	HH-53				4				4	NORTH VIETNAM
USAF	KC-135				268				268	NORTH VIETNAM
USAF	O-2				3				3	NORTH VIETNAM
USAF	RF-4			83	1				84	NORTH VIETNAM
	TOTAL	254	269	85	300				908	

[REDACTED]

TABLE 14 -- USAF COMBAT SORTIES BY MISSION AND TYPE OF AIRCRAFT BY QUARTER -- FY 1972
(1 JANUARY 1972 THRU 31 MARCH 1972)

SERVICE	ACFT	ATTACK	CAP + ESCORT	RECCE	COMBAT OTHER	SUPPORT	ARMED HELO	NON CMBT OTHER	TOTAL SORTIES	COUNTRY
USAF	A-1	8							8	SOUTH VIETNAM
USAF	A-37	294						246	540	SOUTH VIETNAM
USAF	AC-119	38			1			2	41	SOUTH VIETNAM
USAF	AC-130	4			1				5	SOUTH VIETNAM
USAF	B-52	1410			16				1426	SOUTH VIETNAM
USAF	C-123				2477	19		84	2580	SOUTH VIETNAM
USAF	C-130			10	4882	2130			7022	SOUTH VIETNAM
USAF	C-47				82			77	159	SOUTH VIETNAM
USAF	C-7				8231	340		765	9336	SOUTH VIETNAM
USAF	EC-47			1084	14			493	1591	SOUTH VIETNAM
USAF	F-105		5						5	SOUTH VIETNAM
USAF	F-4	780			152			157	1089	SOUTH VIETNAM
USAF	HC-130				29			24	53	SOUTH VIETNAM
USAF	HH-43				158			396	554	SOUTH VIETNAM
USAF	HH-53				199			191	390	SOUTH VIETNAM
USAF	O-2			2197	1774			764	4735	SOUTH VIETNAM
USAF	OV-10			625	1689			134	2448	SOUTH VIETNAM
USAF	RF-4			149					149	SOUTH VIETNAM
USAF	UC-123				1				1	SOUTH VIETNAM
USAF	UH-1						750	310	1060	SOUTH VIETNAM
	TOTAL	2534	5	4065	19706	2489	750	3643	33192	

TABLE 14 - USAF COMBAT SORTIES BY MISSION AND TYPE OF AIRCRAFT BY QUARTER - FY 1972
(1 JANUARY 1972 THRU 31 MARCH 1972)

SERVICE	ACFT	ATTACK	CAP + ESCORT	RECCE	COMBAT OTHER	SUPPORT	ARMED HELO	NON CMBT OTHER	TOTAL SORTIES	COUNTRY
USAF	A-1							102	102	THAILAND
USAF	AC-119							174	174	THAILAND
USAF	AC-130							31	31	THAILAND
USAF	B-57							35	35	THAILAND
USAF	CH-53							21	21	THAILAND
USAF	EB-66							37	37	THAILAND
USAF	EC-121							2	2	THAILAND
USAF	EC-47							2	2	THAILAND
USAF	F-105							61	61	THAILAND
USAF	F-4							411	411	THAILAND
USAF	HC-130							12	12	THAILAND
USAF	HH-43							447	447	THAILAND
USAF	HH-53							176	176	THAILAND
USAF	KC-135							2	2	THAILAND
USAF	OV-10							359	359	THAILAND
	TOTAL							1872	1872	

TABLE 14 - USAF COMBAT SORTIES BY MISSION AND TYPE OF AIRCRAFT BY QUARTER - FY 1972
(1 APRIL 1972 THRU 30 JUNE 1972)

SERVICE	ACFT	ATTACK	CAP + ESCORT	RECCE	COMBAT OTHER	SUPPORT	ARMED HELO	NON CMBT OTHER	TOTAL SORTIES	COUNTRY
USAF	A-1	24			2				26	CAMBODIA
USAF	A-37	652							652	CAMBODIA
USAF	AC-119	90	5		3				98	CAMBODIA
USAF	AC-130	150	5		2				157	CAMBODIA
USAF	B-52	271			3				274	CAMBODIA
USAF	C-130				1				1	CAMBODIA
USAF	C-47				1				1	CAMBODIA
USAF	EC-47			385	36				421	CAMBODIA
USAF	F-4	175	2						177	CAMBODIA
USAF	KC-135				252				252	CAMBODIA
USAF	U-2			211	1011				1222	CAMBODIA
USAF	OV-10			10	47				57	CAMBODIA
USAF	RF-4			18					18	CAMBODIA
	TOTAL	1362	12	624	1358				3356	

JCS
 COMBATTING
 1972
 AT TWO
 YEAR INTERVALS. REVISION: 31 DEC 80

TABLE 14 -- USAF COMBAT SORTIES BY MISSION AND TYPE OF AIRCRAFT BY QUARTER -- FY 1972
(1 APRIL 1972 THRU 30 JUNE 1972)

SERVICE	ACFT	ATTACK	CAP + ESCORT	RECCE	COMBAT OTHER	SUPPORT	ARMED HELO	NON CMBT OTHER	TOTAL SORTIES	COUNTRY
USAF	A-1	381	43		33				457	LAOS
USAF	A-37	2							2	LAOS
USAF	AC-119	177			10				187	LAOS
USAF	AC-130	128			3				131	LAOS
USAF	B-52	195			3				198	LAOS
USAF	B-57	57							57	LAOS
USAF	C-130				57				57	LAOS
USAF	FB-66			82	297				379	LAOS
USAF	FC-121			1	175				176	LAOS
USAF	EC-130				384				384	LAOS
USAF	EC-47			422	24				446	LAOS
USAF	F-105	2	79		8				89	LAOS
USAF	F-4	1935	388	38	170				2531	LAOS
USAF	HC-130				219				219	LAOS
USAF	HH-53				28				28	LAOS
USAF	KC-135				2226				2226	LAOS
USAF	O-1				12				12	LAOS
USAF	O-2			1	16				17	LAOS
USAF	OV-10			271	1373				1644	LAOS
USAF	QU-22		2		475				477	LAOS
USAF	RF-4			345	86				431	LAOS
USAF	WC-130				50				50	LAOS
	TOTAL	2877	512	1160	5649				10198	

TABLE 14 - USAF COMBAT SORTIES BY MISSION AND TYPE OF AIRCRAFT BY QUARTER - FY 1972
(1 APRIL 1972 THRU 30 JUNE 1972)

SERVICE	ACFT	ATTACK	CAP + ESCORT	RECCE	COMBAT OTHER	SUPPORT	ARMED HELO	NON CMBT OTHER	TOTAL SORTIES	COUNTRY
USAF	A-1	4	6						10	NORTH VIETNAM
USAF	B-52	354			4				358	NORTH VIETNAM
USAF	C-130				1				1	NORTH VIETNAM
USAF	EB-66			7	62				69	NORTH VIETNAM
USAF	F-105	387	510		1				898	NORTH VIETNAM
USAF	F-4	4270	1687	34	979				7020	NORTH VIETNAM
USAF	HH-53				40				40	NORTH VIETNAM
USAF	KC-135				33				33	NORTH VIETNAM
USAF	RF-4		6	297	43				346	NORTH VIETNAM
USAF	WC-130				1				1	NORTH VIETNAM
	TOTAL	5015	2209	388	1164				8776	

TABLE 14 - USAF COMBAT SORTIES BY MISSION AND TYPE OF AIRCRAFT BY QUARTER - FY 1972
(1 APRIL 1972 THRU 30 JUNE 1972)

SERVICE	ACFT	ATTACK	CAP + ESCORT	RECCE	COMBAT OTHER	SUPPORT	ARMED HELO	NON CMBT OTHER	TOTAL SORTIES	COUNTRY
USAF	A-1	85	8		30				123	SOUTH VIETNAM
USAF	A-37	2964			78			141	3183	SOUTH VIETNAM
USAF	AC-119	488	9		14			4	515	SOUTH VIETNAM
USAF	AC-130	735	1		21				757	SOUTH VIETNAM
USAF	B-52	6022			121				6143	SOUTH VIETNAM
USAF	C-123				1687	13		8	1708	SOUTH VIETNAM
USAF	C-130				10640	783			11423	SOUTH VIETNAM
USAF	C-47				74			83	157	SOUTH VIETNAM
USAF	C-7				1216	22		197	1435	SOUTH VIETNAM
USAF	EB-66			4	389				393	SOUTH VIETNAM
USAF	EC-130				15				15	SOUTH VIETNAM
USAF	EC-47			1558	141			280	1979	SOUTH VIETNAM
USAF	F-105	25	367		19			1	412	SOUTH VIETNAM
USAF	F-4	14784	127	14	1397			155	16477	SOUTH VIETNAM
USAF	HC-130				8				8	SOUTH VIETNAM
USAF	HH-3				55			69	124	SOUTH VIETNAM
USAF	HH-43				244			286	530	SOUTH VIETNAM
USAF	HH-53				173			53	226	SOUTH VIETNAM
USAF	KC-135				164				164	SOUTH VIETNAM
USAF	O-2			685	2993			281	3959	SOUTH VIETNAM
USAF	OV-10			245	1723			150	2118	SOUTH VIETNAM
USAF	QU-22				335			2	337	SOUTH VIETNAM
USAF	RF-4			491	25				516	SOUTH VIETNAM
USAF	UC-123				4				4	SOUTH VIETNAM
	TOTAL	25103	512	2997	21566	818		1710	52706	

TABLE 14 - USAF COMBAT SORTIES BY MISSION AND TYPE OF AIRCRAFT BY QUARTER - FY 1972
(1 APRIL 1972 THRU 30 JUNE 1972)

SERVICE	ACFT	ATTACK	CAP + ESCORT	RECCE	COMBAT OTHER	SUPPORT	ARMED HELO	NON CMBT OTHER	TOTAL SORTIES	COUNTRY
USAF	A-1							67	67	THAILAND
USAF	A-37							31	31	THAILAND
USAF	AC-119							107	107	THAILAND
USAF	AC-130							27	27	THAILAND
USAF	B-57							6	6	THAILAND
USAF	C-123							2	2	THAILAND
USAF	C-130							21	21	THAILAND
USAF	C-47							64	64	THAILAND
USAF	C-7							210	210	THAILAND
USAF	CH-53							96	96	THAILAND
USAF	EB-66							43	43	THAILAND
USAF	EC-121							6	6	THAILAND
USAF	EC-47							134	134	THAILAND
USAF	F-105							117	117	THAILAND
USAF	F-4							879	879	THAILAND
USAF	HC-130							12	12	THAILAND
USAF	HH-3							34	34	THAILAND
USAF	HH-43							514	514	THAILAND
USAF	HH-53							176	176	THAILAND
USAF	C-2							59	59	THAILAND
USAF	OV-10							366	366	THAILAND
USAF	QU-22							56	56	THAILAND
USAF	RF-4							5	5	THAILAND
	TOTAL							3032	3032	

Source: Prepared By Ops/Sys Division USAF Operations Center.

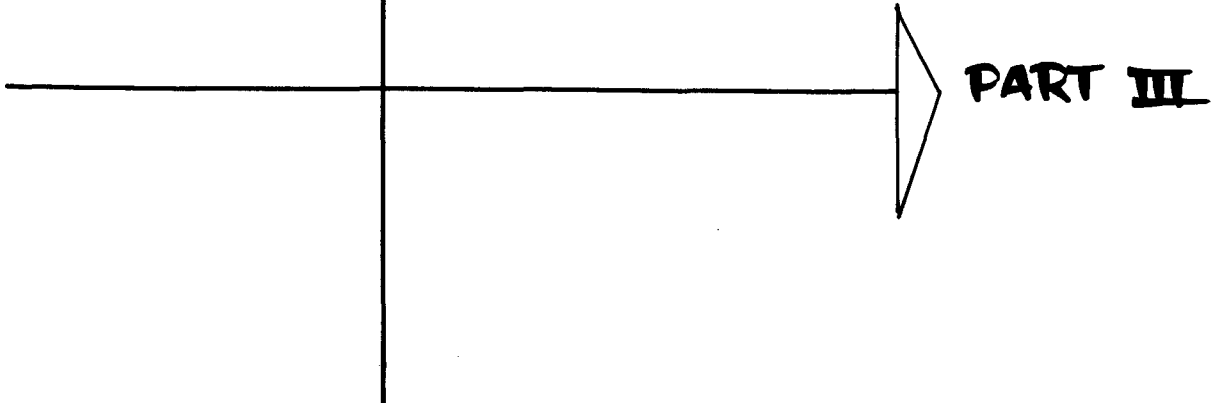


(This page is Unclassified)

(This page is Unclassified)



Safety



**SAFETY
AIRCRAFT ACCIDENTS**

PART III

INTRODUCTION

THE CONTENTS OF THIS SECTION PRESENT STATISTICS OF AIRCRAFT ACCIDENTS WHICH OCCURRED IN THE UNITED STATES AIR FORCE, THE AIR NATIONAL GUARD, AND THE AIR FORCE RESERVE.

ALL RATES ARE EXPRESSED IN NUMBER OF ACCIDENTS PER 100,000 FLYING HOURS.

FINAL CHANGES TO AIRCRAFT ACCIDENT STATISTICS EXTEND OVER A PERIOD OF SEVERAL MONTHS. THIS DATA IS SUBJECT TO CHANGES DURING FINAL EVALUATION.

DEFINITIONS

FATAL ACCIDENT - AN ACCIDENT IN WHICH ONE OR MORE PERSONS SUSTAINS FATAL INJURY.

FLIGHT ACCIDENT - A MISHAP WHICH RESULTS IN DAMAGE TO, OR DESTRUCTION OF ONE OR MORE USAF AIRCRAFT WHEN INTENT FOR FLIGHT EXISTS. INTENT FOR FLIGHT IS CONSIDERED TO EXIST WHEN THE ENGINE IS STARTED FOR THE PURPOSE OF COMMENCING FLIGHT; IT CONTINUES UNTIL THE AIRCRAFT COMES TO REST WITH THE ENGINE(S), PROPELLER(S) OR ROTOR(S) STOPPED AND THE BRAKES SET OR WHEEL CHOCKS IN PLACE.

MAJOR ACCIDENT - A MAJOR ACCIDENT IS ONE IN WHICH THE AIRCRAFT IS DESTROYED OR IS SUBSTANTIALLY DAMAGED (SEE AFR 127-4).

MINOR ACCIDENT - A MINOR ACCIDENT IS ONE IN WHICH THE AIRCRAFT RECEIVES MINOR DAMAGE AS DEFINED IN AFR 127-4.

ALL OR TOTAL ACCIDENTS - TOTAL OF MAJOR AND MINOR ACCIDENTS.

(This page is Unclassified)

~~CONFIDENTIAL~~ USE ONLY

TABLE 15 - USAF AIRCRAFT FLIGHT ACCIDENTS, FATALITIES, AND AIRCRAFT DESTROYED, BY COMMAND, WORLD-WIDE - FY 1972

COMMAND	FLYING HRS	ACCIDENTS								AIRCRAFT DESTROYED	
		TOTAL		MAJOR		FATAL		FATALITIES		NR	RATE
		NR	RATE	NR	RATE	NR	RATE	NR	RATE		
AEROSPACE DEFENSE COMMAND	210,148	10	4.8	8	3.8	2	1.0	4	1.9	6	2.9
AIR FORCE COMMUNICATIONS SERVICE	13,067	-	-	-	-	-	-	-	-	-	-
AIR FORCE LOGISTICS COMMAND	43,196	2*	2.3	-	-	-	-	-	-	-	-
AIR FORCE RESERVE	127,101	1	0.8	1	0.8	-	-	-	-	1	0.8
AIR FORCE SYSTEMS COMMAND	86,352	6	6.9	6	6.9	-	-	-	-	5	5.8
AIR NATIONAL GUARD	427,966	35	8.2	26	6.1	10	2.3	23	5.4	24	5.6
AIR TRAINING COMMAND	1,165,621	15	1.3	13	1.1	5	A	5	A	12	1.0
AIR UNIVERSITY	9,803	-	-	-	-	-	-	-	-	-	-
ALASKAN AIR COMMAND	32,382	4	12.4	3	9.3	1	3.1	1	3.1	3	9.3
HEADQUARTERS COMMAND, USAF	80,487	2	2.5	-	-	-	-	-	-	-	-
MILITARY AIRLIFT COMMAND	763,015	8	1.0	6	0.8	2	A	5	0.7	4	0.5
PACIFIC AIR FORCES	829,490	43	5.2	35	4.2	5	0.6	5	0.6	21	2.5
STRATEGIC AIR COMMAND	735,413	17	2.3	6	0.8	4	0.5	23	3.1	5	0.7
TACTICAL AIR COMMAND	774,501	45*	5.4	36*	4.4	16	2.1	47	6.1	34*	4.1
U.S. AIR FORCES IN EUROPE	211,577	10	4.7	7	3.3	5	2.4	10	4.7	7	3.3
USAF AT LARGE	0	3	-	3	-	2	-	6	-	3	-
USAF SECURITY SERVICE	3,772	1	26.5	-	-	-	-	-	-	-	-
USAF SOUTHERN COMMAND	10,719	1	9.3	-	-	-	-	-	-	-	-
TOTAL	5,524,610	203	3.7	150	2.7	52	0.9	129	2.3	125	2.3

(A) RATE LESS THAN .5

(B) ACCIDENTS WHICH FOR ONE OF SEVERAL REASONS ARE NOT CHARGED TO A SPECIFIC COMMAND, BUT ARE INCLUDED IN USAF TOTALS

* INCLUDES ACCIDENTS WHICH ARE EXCLUDED FROM RATE COMPUTATION.

SOURCE - DIRECTORATE OF AEROSPACE SAFETY, AIR FORCE INSPECTION AND SAFETY CENTER

~~CONFIDENTIAL~~

~~FOR OFFICIAL USE ONLY~~

TABLE 16 - USAF FLIGHT ACCIDENTS, FATALITIES, AND AIRCRAFT DESTROYED,
BY MISSION, BY COMMAND, WORLD-WIDE - FY 1972

COMMAND AND MISSION	ACCIDENTS			FATALITIES		AIRCRAFT DESTROYED
	TOTAL	MAJOR	FATAL	TOTAL	PILOT	
OPERATIONAL TRAINING	80	63	26	55	33	55
STUDENT TRAINING	21	19	7	14	7	17
COMBAT	25	16	4	5	4	13
COMBAT CREW TRAINING	24	18	8	23	15	18
PROFICIENCY TRAINING	6	2	-	-	-	2
MAINTAINENCE TEST	6	3	1	4	1	1
DIRECT TEST SUPPORT	3	3	-	-	-	3
AIRCRAFT DELIVERY	4	3	-	-	-	2
PERSONNEL	1	1	-	-	-	1
SPECIAL	1	1	1	1	1	1
ADMINISTRATIVE	3	1	-	-	-	-
MATERIAL AND SUPPLIES	3	1	1	1	-	1
AIRCREW QUALIFICATIONS	1	-	-	-	-	-
SCHEDULED FLIGHTS	1	1	1	6	-	1
COMBAT SUPPORT	5	4	-	-	-	2
NON SCHEDULED LOGISTICS	1	1	-	-	-	-
OTHER	4	3	1	11	3	2
UNDETERMINED	9	7	-	-	-	3
	5	3	2	9	3	3
TOTAL	203	150	52	129	67	125

~~FOR OFFICIAL USE ONLY~~

~~FOR OFFICIAL USE ONLY~~

TABLE 16 — USAF FLIGHT ACCIDENTS, FATALITIES, AND AIRCRAFT DESTROYED,
BY MISSION, BY COMMAND, WORLD-WIDE — FY 1972 (CONTINUED)

COMMAND AND MISSION	ACCIDENTS			FATALITIES		AIRCRAFT DESTROYED
	TOTAL	MAJOR	FATAL	TOTAL	PILOT	
OPERATIONAL TRAINING	5	4	1	2	2	4
COMBAT CREW TRAINING	3	2	1	2	2	2
AIRCRAFT DELIVERY	1	1	-	-	-	-
ADMINISTRATIVE	1	1	-	-	-	-
AEROSPACE DEFENSE COMMAND	10	8	2	4	4	6
MAINTAINENCE TEST	2	-	-	-	-	-
AIR FORCE LOGISTICS COMMAND	2	-	-	-	-	-
PROFICIENCY TRAINING	1	1	-	-	-	1
AIR FORCE RESERVE	1	1	-	-	-	1
STUDENT TRAINING	2	2	-	-	-	2
MAINTAINENCE TEST	1	1	-	-	-	-
DIRECT TEST SUPPORT	3	3	-	-	-	3
AIR FORCE SYSTEMS COMMAND	6	6	-	-	-	5
OPERATIONAL TRAINING	30	22	9	12	10	20
COMBAT CREW TRAINING	1	1	-	-	-	1
PROFICIENCY TRAINING	1	-	-	-	-	-
AIRCRAFT DELIVERY	1	1	-	-	-	1
OTHER	1	1	1	11	3	1
UNDETERMINED	1	1	-	-	-	1
AIR NATIONAL GUARD	35	26	10	23	13	24
OPERATIONAL TRAINING	1	1	-	-	-	1
STUDENT TRAINING	13	12	5	5	1	11
ADMINISTRATIVE	1	-	-	-	-	-
AIR TRAINING COMMAND	15	13	5	5	1	12
OPERATIONAL TRAINING	2	2	-	-	-	2
MATERIAL AND SUPPLIES	1	1	1	1	-	1
OTHER	1	-	-	-	-	-
ALASKAN AIR COMMAND	4	3	1	1	-	3

~~FOR OFFICIAL USE ONLY~~

~~FOR OFFICIAL USE ONLY~~

TABLE 16 - USAF FLIGHT ACCIDENTS, FATALITIES, AND AIRCRAFT DESTROYED,
BY MISSION, BY COMMAND, WORLD-WIDE - FY 1972 (CONTINUED)

COMMAND AND MISSION	ACCIDENTS			FATALITIES		AIRCRAFT DESTROYED
	TOTAL	MAJOR	FATAL	TOTAL	PILOT	
PROFICIENCY TRAINING	2	-	-	-	-	-
HEADQUARTERS COMMAND, USAF	2	-	-	-	-	-
OPERATIONAL TRAINING	1	1	1	2	1	1
STUDENT TRAINING	4	3	-	-	-	1
MATERIAL AND SUPPLIES	1	-	-	-	-	-
OTHER	1	1	-	-	-	1
MILITARY AIRLIFT COMMAND	1	1	1	3	3	1
	8	6	2	5	4	4
OPERATIONAL TRAINING	8	8	2	2	2	5
COMBAT	20	14	3	3	3	11
MAINTAINENCE TEST	1	1	-	-	-	-
PERSONNEL	1	1	-	-	-	1
COMBAT SUPPORT	5	4	-	-	-	2
NON SCHEDULED LOGISTICS	1	1	-	-	-	-
UNDETERMINED	7	6	-	-	-	2
PACIFIC AIR FORCES	43	35	5	5	5	21
OPERATIONAL TRAINING	8	3	2	13	5	3
COMBAT	3	-	-	-	-	-
MAINTAINENCE TEST	1	1	1	4	1	1
AIRCRAFT DELIVERY	1	-	-	-	-	-
MATERIAL AND SUPPLIES	1	-	-	-	-	-
SCHEDULED FLIGHTS	1	1	1	6	-	1
OTHER	1	1	-	-	-	-
UNDETERMINED	1	-	-	-	-	-
STRATEGIC AIR COMMAND	17	6	4	23	6	5
OPERATIONAL TRAINING	18	16	6	14	7	13
STUDENT TRAINING	1	1	1	4	3	1
COMBAT	2	2	1	2	1	2
COMBAT CREW TRAINING	18	13	6	20	12	14
AIRCRAFT DELIVERY	1	1	-	-	-	1
SPECIAL	1	1	1	1	1	1
	4	2	1	6	-	2
TACTICAL AIR COMMAND	45	36	16	47	24	34

~~FOR OFFICIAL USE ONLY~~

~~CONFIDENTIAL~~

TABLE 16 -- USAF FLIGHT ACCIDENTS, FATALITIES, AND AIRCRAFT DESTROYED,
BY MISSION, BY COMMAND, WORLD-WIDE -- FY 1972 (CONTINUED)

COMMAND AND MISSION	ACCIDENTS			FATALITIES		AIRCRAFT DESTROYED
	TOTAL	MAJOR	FATAL	TOTAL	PILOT	
OPERATIONAL TRAINING	6	6	5	10	6	6
PROFICIENCY TRAINING	2	1	-	-	-	1
MAINTAINENCE TEST	1	-	-	-	-	-
ADMINISTRATIVE	1	-	-	-	-	-
U.S. AIR FORCES IN EUROPE	10	7	5	10	6	7
STUDENT TRAINING	1	1	1	5	3	2
COMBAT CREW TRAINING	2	2	1	1	1	1
USAF AT LARGE	3	3	2	6	4	3
AIRCREW QUALIFICATIONS	1	-	-	-	-	-
USAF SECURITY SERVICE	1	-	-	-	-	-
OPERATIONAL TRAINING	1	-	-	-	-	-
USAF SOUTHERN COMMAND	1	-	-	-	-	-
TOTAL	203	150	52	129	67	125

SOURCE - DIRECTORATE OF AEROSPACE SAFETY, AIR FORCE INSPECTION AND SAFETY CENTER

~~CONFIDENTIAL~~

FOR OFFICIAL USE ONLY

TABLE 17— USAF AIRCRAFT FLIGHT ACCIDENTS, FATALITIES, AND AIRCRAFT DESTROYED, BY MISSION AND DESIGN AIRCRAFT, WORLD-WIDE - FY 1972

MISSION AND DESIGN	FLYING HRS	ACCIDENTS						FATALITIES		AIRCRAFT DESTROYED	
		TOTAL		MAJOR		FATAL		NR	RATE	NR	RATE
		NR	RATE	NR	RATE	NR	RATE				
A001	19,213	2	10.4	2	10.4	-	-	-	-	2	10.4
A007	43,702	4	9.2	4	9.2	-	-	-	-	4	9.2
A026/B026	358	-	-	-	-	-	-	-	-	-	-
A037	57,557	6	10.4	5	8.7	2	3.5	3	5.2	4	6.9
ATTACK - TOTAL	120,830	12	9.9	11	9.1	2	1.7	3	2.5	10	8.3
B045	76	-	-	-	-	-	-	-	-	-	-
B047	56	-	-	-	-	-	-	-	-	-	-
B052	247,286	9	3.6	2	0.8	1	A	8	3.2	2	0.8
B057	35,106	3	8.5	3	8.5	2	5.7	4	11.4	2	5.7
B066	19,062	4	21.0	3	15.7	-	-	-	-	1	5.2
B111	22,099	1	4.5	1	4.5	-	-	-	-	-	-
BOMBER - TOTAL	323,685	17	5.3	9	2.8	3	0.9	12	3.7	5	1.5
C005	32,072	1	3.1	1	3.1	-	-	-	-	-	-
C006	659	-	-	-	-	-	-	-	-	-	-
C007	58,732	3	5.1	2	3.4	-	-	-	-	1	1.7
C009	21,899	1	4.6	1	4.6	1	4.6	3	13.7	1	4.6
C047/C117	100,439	4	4.0	3	3.0	1	1.0	4	4.0	1	1.0
C054	30,015	-	-	-	-	-	-	-	-	-	-
C097	41,542	-	-	-	-	-	-	-	-	-	-
C118	64,007	-	-	-	-	-	-	-	-	-	-
C119	33,289	-	-	-	-	-	-	-	-	-	-
C121	56,562	-	-	-	-	-	-	-	-	-	-
C123	47,881	2	4.2	1	2.1	-	-	-	-	-	-
C124	77,473	1	1.3	1	1.3	1	1.3	11	14.2	1	1.3
C130	492,937	8	1.6	6	1.2	4	0.8	22	4.5	4	0.8
C131/T029	263,638	-	-	-	-	-	-	-	-	-	-
C133	251	-	-	-	-	-	-	-	-	-	-
C135	403,996	5	1.2	1	A	1	A	5	1.2	1	A
C137	2,180	-	-	-	-	-	-	-	-	-	-
C140	11,063	-	-	-	-	-	-	-	-	-	-
C141	483,112	2	A	-	-	-	-	-	-	-	-
T039	126,724	3	2.4	1	0.8	-	-	-	-	-	-
CARGO - TOTAL	2,348,471	30	1.3	17	0.7	8	A	45	1.9	9	A
F004	565,828	31	5.5	26	4.6	12	2.1	21	3.7	26	4.6

FOR OFFICIAL USE ONLY

FOR OFFICIAL USE ONLY

TABLE 17 -- USAF AIRCRAFT FLIGHT ACCIDENTS, FATALITIES, AND AIRCRAFT DESTROYED, BY MISSION AND DESIGN AIRCRAFT, WORLD-WIDE - FY 1972

MISSION AND DESIGN	FLYING HRS	ACCIDENTS						FATALITIES		AIRCRAFT DESTROYED	
		TOTAL		MAJOR		FATAL		NR	RATE	NR	RATE
		NR	RATE	NR	RATE	NR	RATE				
F005	5,013	-	-	-	-	-	-	-	-	-	-
F084	11,236	2	17.8	1	8.9	1	8.9	1	8.9	1	8.9
F100	98,702	9	9.1	8	8.1	-	-	-	-	9	9.1
F101	50,606	14	27.7	10	19.8	5	9.9	7	13.8	8	15.8
F102	54,786	5	9.1	4	7.3	1	1.8	1	1.8	4	7.3
F104	24,966	2	8.0	2	8.0	1	4.0	1	4.0	2	8.0
F105	52,318	8	15.3	7	13.4	5	9.6	10	19.1	6	11.5
F106	73,115	4	5.5	3	4.1	1	1.4	2	2.7	3	4.1
F111	62,196	8	12.9	5	8.0	2	3.2	4	6.4	5	8.0
FIGHTER - TOTAL	998,766	83	8.3	66	6.6	28	2.8	47	4.7	64	6.4
T028	42,457	3	7.1	3	7.1	1	2.4	1	2.4	2	4.7
T033	158,049	9	5.7	7	4.4	2	1.3	4	2.5	7	4.4
T037	460,850	4	0.9	3	0.7	-	-	-	-	5	1.1
T038	561,621	8	1.4	7	1.2	4	0.7	4	0.7	6	1.1
T041	18,150	-	-	-	-	-	-	-	-	-	-
TRAINER - TOTAL	1,241,127	24	1.9	20	1.6	7	0.6	9	0.7	20	1.6
O002	181,474	2	1.1	2	1.1	-	-	-	-	2	1.1
U001	682	-	-	-	-	-	-	-	-	-	-
U003	19,064	1	5.2	-	-	-	-	-	-	-	-
U004	1,236	-	-	-	-	-	-	-	-	-	-
U006	577	-	-	-	-	-	-	-	-	-	-
U010	10,695	4	37.4	3	28.1	-	-	-	-	-	-
U016	2,177	-	-	-	-	-	-	-	-	-	-
U022	18,055	9	49.8	6	33.2	-	-	-	-	3	16.6
U023	0	2	-	1	-	-	-	-	-	1	-
V010	92,602	3	3.2	3	3.2	1	1.1	2	2.2	3	3.2
UTILITY - TOTAL	326,562	21	6.4	15	4.6	1	A	2	0.6	9	2.8
H001	70,657	5	7.1	5	7.1	2	2.8	10	14.2	4	5.7
H003	30,155	6	19.9	4	13.3	-	-	-	-	2	6.6
H006	20	-	-	-	-	-	-	-	-	-	-
H034	3,734	-	-	-	-	-	-	-	-	-	-
H043	38,565	2	5.2	-	-	-	-	-	-	-	-
H053	22,038	1	4.5	1	4.5	-	-	-	-	1	4.5
HELICOPTER - TOTAL	165,169	14	8.5	10	6.1	2	1.2	10	6.1	7	4.2

FOR OFFICIAL USE ONLY

~~CONFIDENTIAL~~

TABLE 17 — USAF AIRCRAFT FLIGHT ACCIDENTS, FATALITIES, AND AIRCRAFT DESTROYED, BY MISSION AND DESIGN AIRCRAFT, WORLD-WIDE - FY 1972

MISSION AND DESIGN	FLYING HRS	ACCIDENTS						FATALITIES		AIRCRAFT DESTROYED	
		TOTAL		MAJOR		FATAL		NR	RATE	NR	RATE
		NR	RATE	NR	RATE	NR	RATE				
U002	0	2	—	2	—	1	—	1	—	1	—
OTHER - TOTAL	0	2	—	2	—	1	—	1	—	1	—
TOTAL	5,524,610	203	3.7	150	2.7	52	0.9	129	2.3	125	2.3

(A) RATE LESS THAN .5

SOURCE - DIRECTORATE OF AEROSPACE SAFETY, AIR FORCE INSPECTION AND SAFETY CENTER

~~CONFIDENTIAL~~

TABLE 18 - MAJOR AIRCRAFT FLIGHT ACCIDENTS, BY MISSION AND DESIGN AIRCRAFT, BY CAUSE FACTOR, WORLD-WIDE - FY 1972

MISSION AND DESIGN	MAJOR ACCIDENT TOTAL	CAUSE FACTORS (A)										UNDE-TERMINED	
		PILOT ERROR		SUPERVISOR PERSONNEL		MAINTENANCE PERSONNEL		MATERIAL FAILURE		OTHER (B)		PRIMARY	ALL
		PRIMARY	ALL	PRIMARY	ALL	PRIMARY	ALL	PRIMARY	ALL	PRIMARY	ALL		
A001	2	1	1	-	-	-	-	1	1	-	2	-	-
A007	4	-	3	1	3	-	-	3	4	-	2	-	-
A037	5	2	5	-	2	-	-	2	3	1	4	-	-
ATTACK - TOTAL	11	3	9	1	5	-	-	6	8	1	8	-	-
B052	2	2	3	-	2	-	2	-	3	-	4	-	-
B057	3	1	1	-	1	-	1	-	2	1	4	1	1
B066	3	1	3	-	-	-	-	2	2	-	-	-	-
B111	1	1	2	-	1	-	-	-	-	-	1	-	-
BOMBER - TOTAL	9	5	9	-	4	-	3	2	7	1	9	1	1
C005	1	-	-	-	1	-	-	1	1	-	-	-	-
C007	2	1	1	-	2	-	-	1	1	-	2	-	-
C009	1	-	-	1	2	-	-	-	2	-	-	-	-
C047/C117	3	3	9	-	-	-	-	-	2	-	3	-	-
C097	0	-	2	-	-	-	-	-	-	-	3	-	-
C123	1	-	1	-	-	-	-	-	-	-	1	1	1
C124	1	1	1	-	-	-	-	-	-	-	4	-	-
C130	6	1	6	2	8	-	1	2	6	-	-	1	1
C135	1	1	1	-	-	-	-	-	-	-	1	-	-
T039	1	-	-	-	-	-	-	-	-	1	1	-	-
CARGO - TOTAL	17	7	21	3	11	-	1	4	12	1	15	2	2
F004	26	8	32	3	20	2	4	8	18	1	34	4	4
F084	1	-	-	-	-	-	-	1	1	-	1	-	-
F100	8	3	7	-	2	1	1	4	4	-	1	-	-
F101	10	4	11	-	2	1	1	3	8	-	13	2	3
F102	4	-	2	-	-	1	1	2	7	-	2	1	1
F104	2	-	1	-	2	-	-	-	-	1	2	1	1
F105	7	2	2	-	3	-	2	3	9	-	4	2	2
F106	3	1	1	-	2	-	-	1	2	-	2	1	1
F111	5	1	3	2	4	-	-	1	4	1	7	-	-
FIGHTER - TOTAL	66	19	59	5	35	5	9	23	53	3	66	11	12
T028	3	2	3	-	2	1	1	-	-	-	-	-	-
T033	7	3	4	-	4	1	1	2	4	-	1	1	1
T037	3	3	7	-	3	-	-	-	1	-	6	-	-
T038	7	5	7	2	6	-	-	-	-	-	6	-	-
TRAINER - TOTAL	20	13	21	2	15	2	2	2	5	-	13	1	1
0002	2	2	4	-	1	-	1	-	-	-	1	-	-

~~FOR OFFICIAL USE ONLY~~

TABLE 18 — MAJOR AIRCRAFT FLIGHT ACCIDENTS, BY MISSION AND DESIGN AIRCRAFT, BY CAUSE FACTOR, WORLD-WIDE — FY 1972

MISSION AND DESIGN	MAJOR ACCIDENT TOTAL	CAUSE FACTORS (A)											
		PILOT ERROR		SUPERVISOR PERSONNEL		MAINTENANCE PERSONNEL		MATERIAL FAILURE		OTHER (B)		UNDE-TERMINED	
		PRIMARY	ALL	PRIMARY	ALL	PRIMARY	ALL	PRIMARY	ALL	PRIMARY	ALL	PRIMARY	ALL
U010	3	3	5	-	4	-	-	-	-	-	4	-	-
U022	6	2	3	-	1	1	1	3	3	-	5	-	-
U023	1	-	-	-	-	-	-	-	3	-	-	1	1
V010	3	-	4	1	3	1	2	1	1	-	2	-	-
UTILITY - TOTAL	15	7	16	1	9	2	4	4	7	-	12	1	1
H001	5	1	2	-	1	2	4	2	3	-	2	-	-
H003	4	1	2	1	4	-	-	2	5	-	2	-	-
H053	1	-	2	1	1	-	-	-	1	-	1	-	-
HELICOPTER - TOTAL	10	2	6	2	6	2	4	4	9	-	5	-	-
U002	2	2	3	-	3	-	-	-	-	-	-	-	-
OTHER - TOTAL	2	2	3	-	3	-	-	-	-	-	-	-	-
TOTAL	150	58	144	14	88	11	23	45	101	6	128	16	17

(A) THERE IS ONLY ONE PRIMARY CAUSE FACTOR PER ACCIDENT. SINCE MANY ACCIDENTS HAVE MULTIPLE CAUSES THE TOTAL OF ALL CAUSES MAY EXCEED THE TOTAL OF MAJOR ACCIDENTS.

(B) INCLUDES OTHER CREW MEMBER ERRORS, OTHER PERSONNEL, MISCELLANEOUS UNSAFE CONDITIONS, WEATHER, AND AIRBASE AND AIRWAYS.

SOURCE — DIRECTORATE OF AEROSPACE SAFETY, AIR FORCE INSPECTION AND SAFETY CENTER

~~FOR OFFICIAL USE ONLY~~

████████████████████

TABLE 19 — MAJOR AIRCRAFT FLIGHT ACCIDENTS, BY MISSION AND DESIGN AIRCRAFT, BY PHASE OF OPERATION, WORLD-WIDE - FY 1972

MISSION AND DESIGN	MAJOR ACCIDENTS	PHASE OF OPERATION					
		ENGINES RUNNING NOT TAXI	TAXIING	TAKE-OFF	IN FLIGHT	LANDING	GO AROUND
A001	2	-	-	1	-	1	-
A007	4	-	-	-	3	1	-
A037	5	-	-	2	-	3	-
ATTACK - TOTAL	11	-	-	3	3	5	-
B052	2	-	-	-	-	2	-
B057	3	-	-	-	2	1	-
B066	3	2	-	1	-	-	-
B111	1	-	-	-	-	1	-
BOMBER - TOTAL	9	2	-	1	2	4	-
C005	1	-	1	-	-	-	-
C007	2	-	-	1	1	-	-
C009	1	-	-	-	-	-	1
C047/C117	3	-	-	2	-	-	1
C123	1	-	-	-	-	1	-
C124	1	-	-	-	-	1	-
C130	6	-	1	1	-	2	2
C135	1	-	-	-	-	-	1
T039	1	-	-	-	-	1	-
CARGO - TOTAL	17	-	2	4	1	5	5
F004	26	-	-	4	16	6	-
F084	1	-	-	-	1	-	-
F100	8	-	-	2	4	2	-
F101	10	-	-	5	2	3	-
F102	4	-	-	-	4	-	-
F104	2	-	-	-	2	-	-
F105	7	-	-	2	3	2	-
F106	3	-	-	-	3	-	-
F111	5	-	-	1	4	-	-
FIGHTER - TOTAL	66	-	-	14	39	13	-
T028	3	-	-	-	-	3	-
T033	7	-	-	-	5	-	2
T037	3	-	-	-	1	2	-
T038	7	-	-	1	1	4	1
TRAINER - TOTAL	20	-	-	1	7	9	3
U002	2	-	-	-	-	2	-
U010	3	-	1	1	-	1	-
U022	6	-	-	1	3	2	-

████████████████████

~~TOP SECRET~~

TABLE 19 - MAJOR AIRCRAFT FLIGHT ACCIDENTS, BY MISSION AND DESIGN AIRCRAFT, BY PHASE OF OPERATION, WORLD-WIDE - FY 1972

MISSION AND DESIGN	MAJOR ACCIDENTS	PHASE OF OPERATION					
		ENGINES RUNNING NOT TAXI	TAXIING	TAKE-OFF	IN FLIGHT	LANDING	GO AROUND
U023	1	-	-	-	1	-	-
V010	3	-	-	1	1	1	-
UTILITY - TOTAL	15	-	1	3	5	6	-
H001	5	-	-	-	4	1	-
H003	4	-	-	2	2	-	-
H053	1	-	-	-	-	1	-
HELICOPTER - TOTAL	10	-	-	2	6	2	-
U002	2	-	-	-	-	-	2
OTHER - TOTAL	2	-	-	-	-	-	2
TOTAL	150	2	3	28	63	44	10

SOURCE - DIRECTORATE OF AEROSPACE SAFETY, AIR FORCE INSPECTION AND SAFETY CENTER

~~TOP SECRET~~

TABLE 20 - PERSONNEL FATALITIES AND INJURIES IN AIRCRAFT FLIGHT ACCIDENTS, BY MISSION AND DESIGN AIRCRAFT, WORLD-WIDE - FY 1972

MISSION AND DESIGN	ALL PERSONNEL INJURIES				USAF RATED PERSONNEL INJURIES			
	TOTAL	FATAL	MAJOR	MINOR	TOTAL	FATAL	MAJOR	MINOR
A001	1	-	1	-	1	-	1	-
A037	4	3	1	-	4	3	1	-
ATTACK - TOTAL	5	3	2	-	5	3	2	-
B052	8	8	-	-	6	6	-	-
B057	4	4	-	-	4	4	-	-
B066	1	-	-	1	1	-	-	1
BOMBER - TOTAL	13	12	-	1	11	10	-	1
C007	1	-	-	1	1	-	-	1
C009	3	3	-	-	3	3	-	-
C047/C117	4	4	-	-	3	3	-	-
C124	11	11	-	-	5	5	-	-
C130	27	22	1	4	16	13	-	3
C135	5	5	-	-	4	4	-	-
CARGO - TOTAL	51	45	1	5	32	28	-	4
F004	29	21	5	3	28	20	5	3
F084	1	1	-	-	1	1	-	-
F100	6	-	4	2	6	-	4	2
F101	10	7	2	1	8	6	2	-
F102	3	1	1	1	3	1	1	1
F104	1	1	-	-	-	-	-	-
F105	12	10	2	-	6	4	2	-
F106	3	2	1	-	3	2	1	-
F111	5	4	1	-	5	4	1	-
FIGHTER - TOTAL	70	47	16	7	60	38	16	6
T028	1	1	-	-	-	-	-	-
T033	7	4	3	-	7	4	3	-
T038	5	4	1	-	1	-	1	-
TRAINER - TOTAL	13	9	4	-	8	4	4	-
U002	1	-	1	-	1	-	1	-
U022	1	-	-	1	1	-	-	1
U023	1	-	-	1	1	-	-	1
V010	4	2	1	1	4	2	1	1
UTILITY - TOTAL	7	2	2	3	7	2	2	3
H001	13	10	3	-	4	1	3	-
H003	2	-	-	2	1	-	-	1
H043	1	-	1	-	-	-	-	-
H053	4	-	1	3	2	-	-	2
HELICOPTER - TOTAL	20	10	5	5	7	1	3	3

RESTRICTED - OFFICIAL USE ONLY

~~FOR OFFICIAL USE ONLY~~

TABLE 20 - PERSONNEL FATALITIES AND INJURIES IN AIRCRAFT FLIGHT ACCIDENTS, BY MISSION AND DESIGN AIRCRAFT, WORLD-WIDE - FY 1972

MISSION AND DESIGN	ALL PERSONNEL INJURIES				USAF RATED PERSONNEL INJURIES			
	TOTAL	FATAL	MAJOR	MINOR	TOTAL	FATAL	MAJOR	MINOR
U002	1	1	-	-	1	1	-	-
OTHER - TOTAL	1	1	-	-	1	1	-	-
TOTAL	180	129	30	21	131	87	27	17

SOURCE - DIRECTORATE OF AEROSPACE SAFETY, AIR FORCE INSPECTION AND SAFETY CENTER

~~FOR OFFICIAL USE ONLY~~

TABLE 21 - SOUTHEAST ASIA AIRCRAFT FLIGHT ACCIDENTS - FY 1972 AND FY 1971

MISSION AND DESIGN	MAJOR ACCIDENTS		MINOR ACCIDENTS		ALL ACCIDENTS		FATAL ACCIDENTS		ALL FATALITIES		PILOT FATALITIES		AIRCRAFT DESTROYED	
	1972	1971	1972	1971	1972	1971	1972	1971	1972	1971	1972	1971	1972	1971
A001	1	2	-	3	1	5	-	1	-	1	-	1	1	2
A037	3	-	-	1	3	1	1	-	1	-	1	-	2	-
ATTACK - TOTAL	4	2	-	4	4	6	1	1	1	1	1	1	3	2
B052	-	-	2	-	2	-	-	-	-	-	-	-	-	-
B057	-	1	-	-	-	1	-	-	-	-	-	-	-	-
B066	3	2	1	1	4	3	-	-	-	-	-	-	1	2
BOMBER - TOTAL	3	3	3	1	6	4	-	-	-	-	-	-	1	2
C007	1	3	1	-	2	3	-	-	-	-	-	-	-	1
C047/C117	2	1	1	1	3	2	-	1	-	2	-	1	-	1
C123	1	7	-	1	1	8	-	4	-	129	-	9	-	5
C130	1	-	-	4	1	4	-	-	-	-	-	-	-	-
C135	-	-	1	-	1	-	-	-	-	-	-	-	-	-
C141	-	-	1	-	1	-	-	-	-	-	-	-	-	-
CARGO - TOTAL	5	11	4	6	9	17	-	5	-	131	-	10	-	7
F004	4	7	1	3	5	10	1	2	1	3	1	2	3	3
F100	-	3	-	3	-	6	-	1	-	1	-	1	-	3
F105	4	3	1	1	5	4	2	-	7	-	1	-	3	1
FIGHTER - TOTAL	8	13	2	7	10	20	3	3	8	4	2	3	6	7
O001	-	1	-	-	-	1	-	-	-	-	-	-	-	1
O002	1	3	-	-	1	3	-	-	-	-	-	-	1	2
U022	5	2	3	-	8	2	-	1	-	1	-	1	3	2
V010	2	3	-	1	2	4	-	3	-	4	-	4	2	3
UTILITY - TOTAL	8	9	3	1	11	10	-	4	-	5	-	5	6	8
H001	1	-	-	-	1	-	-	-	-	-	-	-	1	-
H003	2	1	-	-	2	1	-	1	-	5	-	1	1	1
HELICOPTER - TOTAL	3	1	-	-	3	1	-	1	-	5	-	1	2	1
TOTAL	31	39	12	19	43	58	4	14	9	146	3	20	18	27

SOURCE - DIRECTORATE OF AEROSPACE SAFETY, AIR FORCE INSPECTION AND SAFETY CENTER

CONFIDENTIAL

UNCLASSIFIED SAFETY (CONTINUED) GROUND ACCIDENTS

INTRODUCTION

THE CONTENTS OF THIS SECTION ARE UNITED STATES AIR FORCE GROUND ACCIDENT STATISTICS. ACCIDENTS OF THE INACTIVE AIR FORCE RESERVE AND THE AIR NATIONAL GUARD ARE NOT INCLUDED.

DEFINITIONS

ACCIDENT, GROUND - ANY ACCIDENT, WHICH OCCURS ON OR OFF AN AIR FORCE INSTALLATION, BASE, OR SITE, WHICH INVOLVES AIR FORCE MILITARY PERSONNEL, AIR FORCE CIVILIAN PERSONNEL ON DUTY, OR AIR FORCE PROPERTY. (SEE AFR 127-4)

ACCIDENT, PRIVATE MOTOR VEHICLE - A MOTOR VEHICLE ACCIDENT INVOLVING ONLY NON-AIR FORCE MOTOR VEHICLES, OR, IF BOTH AIR FORCE AND NON-AIR FORCE VEHICLES WERE INVOLVED, THE AIR FORCE MOTOR VEHICLE WAS NOT BEING OPERATED AT THE TIME OF THE ACCIDENT. DISABLING INJURY TO A USAF PERSON IS A REQUISITE OF THIS CLASSIFICATION. (SEE AFR 127-4)

ACCIDENT, USAF (GOVERNMENT) MOTOR VEHICLES - AN ACCIDENT INVOLVING THE OPERATION OF AN AIR FORCE MOTOR VEHICLE WHICH RESULTS IN INJURY TO USAF OR NON-USAF PERSONS OR DAMAGE TO VEHICLES OR PROPERTY WITHOUT REGARD TO OWNERSHIP. (SEE AFR 127-4)

INJURY, DISABLING - AN INJURY WHICH RESULTS IN DEATH, PERMANENT TOTAL, PERMANENT PARTIAL, OR TEMPORARY TOTAL CONDITION WHICH, IN THE OPINION OF A MEDICAL AUTHORITY, MAKES IT IMPOSSIBLE FOR THE INJURED TO RETURN TO DUTY AT ANY TIME DURING THE CALENDAR DAY FOLLOWING THE DAY OF INJURY.

INJURY, NON-DISABLING - A NON-DISABLING INJURY IS AN INJURY WHICH, ALTHOUGH REQUIRING MEDICAL ATTENTION, WOULD NOT KEEP THE INJURED PERSON FROM PERFORMING HIS ASSIGNED DUTIES DURING THE NEXT CALENDAR DAY OR ANY SUBSEQUENT DAY. THIS INJURY IS GENERALLY KNOWN AS A FIRST-AID CASE.

RATES - ALL RATES ARE EXPRESSED IN NUMBER OF INJURIES OR ACCIDENTS PER 1,000,000 UNITS OF EXPOSURE. UNITS OF EXPOSURE ARE MANDAYS FOR MILITARY PERSONNEL, MANHOURS FOR CIVILIAN PERSONNEL AND MILES FOR GOVERNMENT MOTOR VEHICLES.

UNCLASSIFIED

TABLE 22 -

UNCLASSIFIED
MILITARY PERSONNEL
DISABLING AND NON-DISABLING INJURY EXPERIENCE BY COMMAND,
WORLD-WIDE - FY 1972

LOCATION	DISABLING INJURIES			MAN-DAYS LOST	MAN-DAYS OF EXPOSURE	DISABL INJURY RATE	NON- DISABLING INJURIES
	TOTAL	FATAL	NON FATAL				
AERONAUTICAL CHART AND INFORMATION CENTER	1	-	1	5	108,118	9.2	1
AEROSPACE DEFENSE COMMAND	352	30	322	5,484	13,625,904	25.8	3,503
AIR FORCE ACCOUNTING AND FINANCE CENTER	2	-	2	34	142,155	14.1	29
AIR FORCE COMMUNICATIONS SERVICE	380	28	350	6,020	17,284,158	22.0	2,741
AIR FORCE DATA AUTOMATION AGENCY	2	-	2	40	190,325	10.5	45
AIR FORCE LOGISTICS COMMAND	111	9	101	1,599	3,895,195	28.5	1,620
AIR FORCE RESERVE	12	-	12	43	304,050	39.5	64
AIR FORCE SYSTEMS COMMAND	215	16	199	3,106	10,030,066	21.4	2,594
AIR RESERVE PERSONNEL CENTER	2	1	1	8	58,370	34.3	9
AIR TRAINING COMMAND	611	57	552	9,182	39,265,601	15.6	11,276
AIR UNIVERSITY	41	4	37	482	3,078,111	13.3	481
ALASKAN AIR COMMAND	60	3	57	821	3,242,433	18.5	1,090
HEADQUARTERS COMMAND, USAF (B)	144	5	138	2,396	9,492,563	15.2	833
MILITARY AIRLIFT COMMAND	595	38	552	8,956	25,992,497	22.9	9,360
PACIFIC AIR FORCES	543	46	485	8,379	28,307,951	19.2	12,081
STRATEGIC AIR COMMAND	1,164	95	1,069	15,825	52,677,299	22.1	21,491
TACTICAL AIR COMMAND	683	61	622	9,765	36,246,270	18.8	10,653
USAF ACADEMY (A)	115	3	111	1,220	2,302,539	49.9	2,625
US AIR FORCES IN EUROPE	524	37	487	7,655	16,850,103	31.1	6,376
US AIR FORCES SOUTHERN COMMAND	17	1	16	201	723,593	23.5	233
USAF SECURITY SERVICE	113	15	97	1,541	7,737,394	14.6	1,700
AIR FORCE INSPECTION & SAFETY CENTER	-	-	-	-	63,693	-	-
AIR FORCE AUDIT AGENCY	-	-	-	-	120,321	-	-
AIR FORCE OFFICE SPECIAL INVESTIGATION	5	1	4	120	443,552	11.3	1
AIR FORCE MILITARY PERSONNEL CENTER	2	-	2	10	171,061	11.7	31
USAF WORLD WIDE TOTAL	5,694	450	5,219	82,892	272,353,322	20.9	88,837

(A) INCLUDES CADETS

(B) INCLUDES EXPOSURE FOR HEADQUARTERS US AIR FORCE

SOURCE- DIRECTORATE OF AEROSPACE SAFETY, AIR FORCE INSPECTION AND SAFETY CENTER

UNCLASSIFIED

UNCLASSIFIED

ON-DUTY MILITARY PERSONNEL DISABLING INJURY EXPERIENCE BY COMMAND, WORLD-WIDE - FY 1972

TABLE 23 -

LOCATION	DISABLING INJURIES			MAN-DAYS LOST	MAN-DAYS OF EXPOSURE	DISABL INJURY RATE
	TOTAL	FATAL	NON FATAL			
AERONAUTICAL CHART AND INFORMATION CENTER	-	-	-	-	36,039	-
AEROSPACE DEFENSE COMMAND	41	-	41	630	4,541,968	9.0
AIR FORCE ACCOUNTING AND FINANCE CENTER	-	-	-	-	47,385	-
AIR FORCE COMMUNICATIONS SERVICE	42	-	41	552	5,761,386	7.3
AIR FORCE DATA AUTOMATION AGENCY	1	-	1	28	63,442	15.8
AIR FORCE LOGISTICS COMMAND	19	-	19	289	1,298,398	14.6
AIR FORCE RESERVE	4	-	4	5	101,350	39.5
AIR FORCE SYSTEMS COMMAND	33	3	30	336	3,343,355	9.9
AIR RESERVE PERSONNEL CENTER	2	1	1	8	19,457	102.8
AIR TRAINING COMMAND	84	-	82	921	13,088,534	6.4
AIR UNIVERSITY	3	-	3	66	1,026,037	2.9
ALASKAN AIR COMMAND	9	-	9	75	1,080,811	8.3
HEADQUARTERS COMMAND, USAF (B)	21	-	21	208	3,164,188	6.6
MILITARY AIRLIFT COMMAND	109	2	105	1,374	8,664,166	12.6
PACIFIC AIR FORCES	145	7	136	2,205	9,435,984	15.4
STRATEGIC AIR COMMAND	140	1	139	1,935	17,559,100	8.0
TACTICAL AIR COMMAND	78	1	77	930	12,082,090	6.5
USAF ACADEMY (A)	68	-	67	331	767,513	88.6
US AIR FORCES IN EUROPE	105	2	103	875	5,616,701	18.7
US AIR FORCES SOUTHERN COMMAND	5	-	5	39	241,198	20.7
USAF SECURITY SERVICE	9	-	9	44	2,579,131	3.5
AIR FORCE INSPECTION & SAFETY CENTER	-	-	-	-	21,231	-
AIR FORCE AUDIT AGENCY	-	-	-	-	40,107	-
AIR FORCE OFFICE SPECIAL INVESTIGATION	2	1	1	60	147,851	13.5
AIR FORCE MILITARY PERSONNEL CENTER	-	-	-	-	57,020	-
USAF WORLD WIDE TOTAL	920	18	894	10,911	90,784,441	10.1

(A) INCLUDES CADETS

(B) INCLUDES EXPOSURE FOR HEADQUARTERS US AIR FORCE

SOURCE- DIRECTORATE OF AEROSPACE SAFETY, AIR FORCE INSPECTION AND SAFETY CENTER

UNCLASSIFIED

UNCLASSIFIED

OFF-DUTY MILITARY PERSONNEL DISABLING INJURY EXPERIENCE BY COMMAND, WORLD-WIDE - FY 1972

TABLE 24 --

LOCATION	DISABLING INJURIES			MAN-DAYS LOST	MAN-DAYS OF EXPOSURE	DISABL INJURY RATE
	TOTAL	FATAL	NON FATAL			
AERONAUTICAL CHART AND INFORMATION CENTER	1	-	1	5	72,079	13.9
AEROSPACE DEFENSE COMMAND	311	30	281	4,854	9,083,936	34.2
AIR FORCE ACCOUNTING AND FINANCE CENTER	2	-	2	34	94,770	21.1
AIR FORCE COMMUNICATIONS SERVICE	338	28	309	5,468	11,522,772	29.3
AIR FORCE DATA AUTOMATION AGENCY	1	-	1	12	126,883	7.9
AIR FORCE LOGISTICS COMMAND	92	9	82	1,310	2,596,797	35.4
AIR FORCE RESERVE	8	-	8	38	202,700	39.5
AIR FORCE SYSTEMS COMMAND	182	13	169	2,770	6,686,711	27.2
AIR RESERVE PERSONNEL CENTER	-	-	-	-	38,913	-
AIR TRAINING COMMAND	527	57	470	8,261	26,177,067	20.1
AIR UNIVERSITY	38	4	34	416	2,052,074	18.5
ALASKAN AIR COMMAND	51	3	48	746	2,161,622	23.6
HEADQUARTERS COMMAND, USAF (B)	123	5	117	2,188	6,328,375	19.4
MILITARY AIRLIFT COMMAND	486	36	447	7,582	17,328,331	28.0
PACIFIC AIR FORCES	398	39	349	6,174	18,871,967	21.1
STRATEGIC AIR COMMAND	1,024	94	930	13,890	35,118,199	29.2
TACTICAL AIR COMMAND	605	60	545	8,835	24,164,180	25.0
USAF ACADEMY (A)	47	3	44	889	1,535,026	30.6
US AIR FORCES IN EUROPE	419	35	384	6,780	11,233,402	37.3
US AIR FORCES SOUTHERN COMMAND	12	1	11	162	482,395	24.9
USAF SECURITY SERVICE	104	15	88	1,497	5,158,263	20.2
AIR FORCE INSPECTION & SAFETY CENTER	-	-	-	-	42,462	-
AIR FORCE AUDIT AGENCY	-	-	-	-	80,214	-
AIR FORCE OFFICE SPECIAL INVESTIGATION	3	-	3	60	295,701	10.1
AIR FORCE MILITARY PERSONNEL CENTER	2	-	2	10	114,041	17.5
USAF WORLD WIDE TOTAL	4,774	432	4,325	71,981	181,568,881	26.3

(A) INCLUDES CADETS

(B) INCLUDES EXPOSURE FOR HEADQUARTERS US AIR FORCE

SOURCE- DIRECTORATE OF AEROSPACE SAFETY, AIR FORCE INSPECTION AND SAFETY CENTER

UNCLASSIFIED

UNCLASSIFIED

TABLE 25 —

ON-DUTY CIVILIAN PERSONNEL
DISABLING AND NON-DISABLING INJURY EXPERIENCE BY COMMAND,
WORLD-WIDE - FY 1972

LOCATION	DISABLING INJURIES			MAN-DAYS LOST	MAN-HOURS OF EXPOSURE	DISABL INJURY RATE	NON- DISABLING INJURIES
	TOTAL	FATAL	NON FATAL				
AERONAUTICAL CHART AND INFORMATION CENTER	9	-	9	95	7,780,519	1.2	291
AEROSPACE DEFENSE COMMAND	16	1	15	217	15,300,608	1.0	197
AIR FORCE ACCOUNTING AND FINANCE CENTER	1	-	1	10	3,856,730	.3	128
AIR FORCE COMMUNICATIONS SERVICE	13	-	13	370	13,457,388	1.0	87
AIR FORCE DATA AUTOMATION AGENCY	-	-	-	-	647,720	-	-
AIR FORCE LOGISTICS COMMAND	238	2	236	3,176	222,645,549	1.1	14,547
AIR FORCE RESERVE	34	-	34	313	17,913,786	1.9	447
AIR FORCE SYSTEMS COMMAND	89	-	89	859	64,247,239	1.4	1,763
AIR RESERVE PERSONNEL CENTER	-	-	-	-	1,581,884	-	53
AIR TRAINING COMMAND	62	-	60	797	40,580,955	1.5	972
AIR UNIVERSITY	3	-	3	57	5,141,688	.6	47
ALASKAN AIR COMMAND	6	-	6	157	4,756,976	1.3	169
HEADQUARTERS COMMAND, USAF (A)	17	-	17	107	16,479,590	1.0	260
MILITARY AIRLIFT COMMAND	71	1	67	723	31,846,869	2.2	659
PACIFIC AIR FORCES	8	-	8	124	11,628,603	.7	118
STRATEGIC AIR COMMAND	41	1	40	897	41,735,847	1.0	985
TACTICAL AIR COMMAND	12	-	12	124	25,003,411	.5	466
USAF ACADEMY	9	-	9	63	4,457,012	2.0	207
US AIR FORCES IN EUROPE	-	-	-	-	3,540,458	-	17
US AIR FORCES SOUTHERN COMMAND	1	-	1	6	379,930	2.6	3
USAF SECURITY SERVICE	1	-	1	6	2,904,958	.3	29
AIR FORCE INSPECTION & SAFETY CENTER	-	-	-	-	157,096	-	-
AIR FORCE AUDIT AGENCY	-	-	-	-	538,574	-	-
AIR FORCE OFFICE SPECIAL INVESTIGATION	1	-	1	1	692,816	1.4	-
AIR FORCE MILITARY PERSONNEL CENTER	-	-	-	-	544,128	-	3
USAF WORLD WIDE TOTAL	632	5	622	8,102	537,820,334	1.2	21,448

(A) INCLUDES EXPOSURE FOR HEADQUARTERS US AIR FORCE

SOURCE- DIRECTORATE OF AEROSPACE SAFETY, AIR FORCE INSPECTION AND SAFETY CENTER

UNCLASSIFIED

UNCLASSIFIED

TABLE 26 -

USAF MOTOR VEHICLE GROUND ACCIDENT EXPERIENCE AND COST BY COMMAND,
WORLD-WIDE - FY 1972

146

LOCATION	ACCI- DENTS	MILES OPERATED	ACCI- DENT RATE	VEHI- CLES DAMGD	AVER. COST ACCI- DENT	TOTAL PROP. & DISABLING INJURY	USAF MOTOR VEHICLE DAMAGE	OTHER USAF PROP. DAMGD	DISABLING INJURY MIL & CIV ON-DUTY
AERONAUTICAL CHART AND INFORMATION CENTER	1	272,442	3.7	1	200	200	200	-	-
AEROSPACE DEFENSE COMMAND	76	19,786,657	3.8	66	1,454	110,525	28,878	10,797	70,850
AIR FORCE ACCOUNTING AND FINANCE CENTER	-	1,017	-	-	-	-	-	-	-
AIR FORCE COMMUNICATIONS SERVICE	97	23,101,903	4.2	81	1,076	104,376	40,454	4,372	59,550
AIR FORCE DATA AUTOMATION AGENCY	-	20,886	-	-	-	-	-	-	-
AIR FORCE LOGISTICS COMMAND	92	32,268,803	2.9	71	1,463	134,577	20,980	38,097	75,500
AIR FORCE RESERVE	22	4,243,120	5.2	17	390	8,574	8,374	200	-
AIR FORCE SYSTEMS COMMAND	101	31,480,393	3.2	83	404	40,770	37,380	2,840	550
AIR RESERVE PERSONNEL CENTER	-	-	-	-	-	-	-	-	-
AIR TRAINING COMMAND	148	43,372,822	3.4	131	422	62,463	60,928	1,160	375
AIR UNIVERSITY	8	1,833,973	4.4	7	330	2,636	2,636	-	-
ALASKAN AIR COMMAND	30	6,565,999	4.6	23	8,034	241,024	17,619	222,705	700
HEADQUARTERS COMMAND, USAF	66	16,566,258	4.0	56	375	24,744	24,154	590	-
MILITARY AIRLIFT COMMAND	143	35,126,109	4.1	115	369	52,731	44,995	136	7,600
PACIFIC AIR FORCES	219	96,598,579	2.3	195	2,467	540,279	89,726	30,753	419,800
STRATEGIC AIR COMMAND	298	128,067,932	2.3	266	775	230,982	169,790	1,942	59,250
TACTICAL AIR COMMAND	137	49,946,361	2.7	118	652	89,328	74,620	12,558	2,150
USAF ACADEMY (A)	4	3,466,750	1.2	2	469	1,875	1,410	465	-
US AIR FORCES IN EUROPE	165	50,743,880	3.3	150	535	88,235	78,748	2,837	6,650
US AIR FORCES SOUTHERN COMMAND	2	1,797,664	1.1	2	358	715	715	-	-
USAF SECURITY SERVICE	13	5,958,954	2.2	12	713	9,275	6,975	2,300	-
AIR FORCE INSPECTION & SAFETY CENTER	-	3,101	-	-	-	-	-	-	-
AIR FORCE AUDIT AGENCY	-	3,003	-	-	-	-	-	-	-
AIR FORCE OFFICE SPECIAL INVESTIGATION	22	5,576,155	3.9	22	2,669	58,727	8,727	-	50,000
AIR FORCE MILITARY PERSONNEL CENTER	-	4,403	-	-	-	-	-	-	-
USAF WORLD WIDE TOTAL	1,644	556,807,164	3.0	1,418	1,096	1,802,036	717,309	331,752	752,975

(A) INCLUDES CADETS

SOURCE- DIRECTORATE OF AEROSPACE SAFETY, AIR FORCE INSPECTION AND SAFETY CENTER

UNCLASSIFIED

TABLE 27 -

UNCLASSIFIEDGROUND ACCIDENT COST ANALYSES BY COMMAND,
WORLD-WIDE - FY 1972

LOCATION	COST				
	TOTAL	MILITARY INJURY	CIVILIAN INJURY	PROPERTY DAMAGE	PER CAPITA
AERONAUTICAL CHART AND INFORMATION CENTER	14,353	272	13,527	554	3.86
AEROSPACE DEFENSE COMMAND	2,893,802	2,292,466	90,609	510,727	64.12
AIR FORCE ACCOUNTING AND FINANCE CENTER	5,904	2,338	3,566	-	2.71
AIR FORCE COMMUNICATIONS SERVICE	2,549,801	2,459,554	29,664	60,583	48.25
AIR FORCE DATA AUTOMATION AGENCY	2,990	2,990	-	-	2.96
AIR FORCE LOGISTICS COMMAND	2,194,340	681,241	713,234	799,865	18.93
AIR FORCE RESERVE	135,606	55,708	33,309	46,589	14.29
AIR FORCE SYSTEMS COMMAND	2,630,555	1,228,718	103,211	1,298,626	45.66
AIR RESERVE PERSONNEL CENTER	77,164	75,998	1,166	-	87.19
AIR TRAINING COMMAND	4,426,355	4,210,074	92,261	124,020	35.16
AIR UNIVERSITY	296,443	288,432	5,309	2,702	26.42
ALASKAN AIR COMMAND	6,634,674	267,530	15,493	6,351,651	592.75
HEADQUARTERS COMMAND, USAF	651,680	550,277	12,995	88,408	17.99
MILITARY AIRLIFT COMMAND	3,978,010	2,988,125	210,951	778,934	46.42
PACIFIC AIR FORCES	6,698,227	5,065,394	11,896	1,620,937	83.99
STRATEGIC AIR COMMAND	8,662,305	7,665,754	163,945	832,606	53.43
TACTICAL AIR COMMAND	5,758,563	4,932,866	24,552	801,145	51.91
USAF ACADEMY (A)	667,103	273,501	9,279	384,323	82.74
US AIR FORCES IN EUROPE	2,925,938	2,676,622	374	248,942	61.40
US AIR FORCES SOUTHERN COMMAND	71,109	65,876	516	4,717	33.01
USAF SECURITY SERVICE	989,877	977,701	1,088	11,088	43.72
AIR FORCE INSPECTION & SAFETY CENTER	-	-	-	-	-
AIR FORCE AUDIT AGENCY	-	-	-	-	-
AIR FORCE OFFICE SPECIAL INVESTIGATION	56,097	56,022	75	-	19.02
AIR FORCE MILITARY PERSONNEL CENTER	53,248	53,182	66	-	34.11
USAF WORLD WIDE TOTAL	52,374,144	36,870,641	1,537,086	13,966,417	52.46

(A) INCLUDES CADETS

SOURCE-- DIRECTORATE OF AEROSPACE SAFETY, AIR FORCE INSPECTION AND SAFETY CENTER

UNCLASSIFIED

UNCLASSIFIED

TABLE 28 -- MILITARY PERSONNEL
DISABLING INJURY LOSSES AND COSTS RESULTING FROM USAF MOTOR VEHICLE ACCIDENTS BY COMMAND,
WORLD-WIDE - FY 1972

LOCATION	DISABLING INJURIES			MAN-DAYS LOST	INJURY COST
	TOTAL	FATAL	NON FATAL		
AERONAUTICAL CHART AND INFORMATION CENTER	-	-	-	-	-
AEROSPACE DEFENSE COMMAND	1	-	1	2	100
AIR FORCE ACCOUNTING AND FINANCE CENTER	-	-	-	-	-
AIR FORCE COMMUNICATIONS SERVICE	7	-	7	151	59,550
AIR FORCE DATA AUTOMATION AGENCY	-	-	-	-	-
AIR FORCE LOGISTICS COMMAND	1	-	1	8	400
AIR FORCE RESERVE	-	-	-	-	-
AIR FORCE SYSTEMS COMMAND	2	-	2	6	550
AIR RESERVE PERSONNEL CENTER	-	-	-	-	-
AIR TRAINING COMMAND	3	-	3	6	300
AIR UNIVERSITY	-	-	-	-	-
ALASKAN AIR COMMAND	1	-	1	14	700
HEADQUARTERS COMMAND, USAF	-	-	-	-	-
MILITARY AIRLIFT COMMAND	6	-	6	143	7,150
PACIFIC AIR FORCES	37	5	32	581	419,800
STRATEGIC AIR COMMAND	14	1	13	171	59,250
TACTICAL AIR COMMAND	6	-	6	40	2,000
USAF ACADEMY (A)	-	-	-	-	-
US AIR FORCES IN EUROPE	7	-	7	131	6,650
US AIR FORCES SOUTHERN COMMAND	-	-	-	-	-
USAF SECURITY SERVICE	-	-	-	-	-
AIR FORCE INSPECTION & SAFETY CENTER	-	-	-	-	-
AIR FORCE AUDIT AGENCY	-	-	-	-	-
AIR FORCE OFFICE SPECIAL INVESTIGATION	1	1	-	-	50,000
AIR FORCE MILITARY PERSONNEL CENTER	-	-	-	-	-
USAF WORLD WIDE TOTAL	86	7	79	1,253	606,450

(A) INCLUDES CADETS

SOURCE- DIRECTORATE OF AEROSPACE SAFETY, AIR FORCE INSPECTION AND SAFETY CENTER

UNCLASSIFIED

UNCLASSIFIED

TABLE 29 --

ON-DUTY CIVILIAN PERSONNEL
 DISABLING INJURY LOSSES AND COSTS RESULTING FROM USAF MOTOR VEHICLE ACCIDENTS BY COMMAND,
 WORLD-WIDE - FY 1972

LOCATION	DISABLING INJURIES			MAN-DAYS LOST	INJURY COST
	TOTAL	FATAL	NON FATAL		
AERONAUTICAL CHART AND INFORMATION CENTER	-	-	-	-	-
AEROSPACE DEFENSE COMMAND	2	1	1	10	70,750
AIR FORCE ACCOUNTING AND FINANCE CENTER	-	-	-	-	-
AIR FORCE COMMUNICATIONS SERVICE	-	-	-	-	-
AIR FORCE DATA AUTOMATION AGENCY	-	-	-	-	-
AIR FORCE LOGISTICS COMMAND	4	1	3	68	75,100
AIR FORCE RESERVE	-	-	-	-	-
AIR FORCE SYSTEMS COMMAND	-	-	-	-	-
AIR RESERVE PERSONNEL CENTER	-	-	-	-	-
AIR TRAINING COMMAND	1	-	1	1	75
AIR UNIVERSITY	-	-	-	-	-
ALASKAN AIR COMMAND	-	-	-	-	-
HEADQUARTERS COMMAND, USAF	-	-	-	-	-
MILITARY AIRLIFT COMMAND	2	-	2	6	450
PACIFIC AIR FORCES	-	-	-	-	-
STRATEGIC AIR COMMAND	-	-	-	-	-
TACTICAL AIR COMMAND	1	-	1	2	150
USAF ACADEMY	-	-	-	-	-
US AIR FORCES IN EUROPE	-	-	-	-	-
US AIR FORCES SOUTHERN COMMAND	-	-	-	-	-
USAF SECURITY SERVICE	-	-	-	-	-
AIR FORCE INSPECTION & SAFETY CENTER	-	-	-	-	-
AIR FORCE AUDIT AGENCY	-	-	-	-	-
AIR FORCE OFFICE SPECIAL INVESTIGATION	-	-	-	-	-
AIR FORCE MILITARY PERSONNEL CENTER	-	-	-	-	-
USAF WORLD WIDE TOTAL	10	2	8	87	146,525

SOURCE- DIRECTORATE OF AEROSPACE SAFETY, AIR FORCE INSPECTION AND SAFETY CENTER

UNCLASSIFIED

UNCLASSIFIED

TABLE 30 -

MILITARY PERSONNEL
DISABLING INJURY LOSSES AND COSTS RESULTING FROM PRIVATE MOTOR VEHICLE ACCIDENTS BY COMMAND,
WORLD-WIDE - FY 1972

LOCATION	DISABLING INJURIES			MAN-DAYS LOST	INJURY COST
	TOTAL	FATAL	NON FATAL		
AERONAUTICAL CHART AND INFORMATION CENTER	1	-	1	5	250
AEROSPACE DEFENSE COMMAND	159	19	140	3,109	1,432,000
AIR FORCE ACCOUNTING AND FINANCE CENTER	2	-	2	34	1,700
AIR FORCE COMMUNICATIONS SERVICE	149	21	127	3,059	1,720,701
AIR FORCE DATA AUTOMATION AGENCY	2	-	2	40	2,000
AIR FORCE LOGISTICS COMMAND	47	8	38	810	529,501
AIR FORCE RESERVE	4	-	4	23	1,150
AIR FORCE SYSTEMS COMMAND	77	12	65	1,583	799,850
AIR RESERVE PERSONNEL CENTER	1	1	-	-	75,000
AIR TRAINING COMMAND	267	46	221	5,592	2,822,000
AIR UNIVERSITY	19	1	18	309	118,000
ALASKAN AIR COMMAND	7	1	6	161	58,050
HEADQUARTERS COMMAND, USAF	44	3	41	1,013	211,550
MILITARY AIRLIFT COMMAND	225	28	195	4,651	1,746,702
PACIFIC AIR FORCES	165	26	137	2,982	2,333,152
STRATEGIC AIR COMMAND	460	63	395	8,103	4,084,152
TACTICAL AIR COMMAND	350	50	300	5,931	3,507,700
USAF ACADEMY (A)	10	1	9	108	55,400
US AIR FORCES IN EUROPE	240	29	211	4,926	1,807,600
US AIR FORCES SOUTHERN COMMAND	6	-	6	119	6,650
USAF SECURITY SERVICE	48	12	36	877	695,850
AIR FORCE INSPECTION & SAFETY CENTER	-	-	-	-	-
AIR FORCE AUDIT AGENCY	-	-	-	-	-
AIR FORCE OFFICE SPECIAL INVESTIGATION	1	-	1	2	100
AIR FORCE MILITARY PERSONNEL CENTER	1	-	1	-	52,000
USAF WORLD WIDE TOTAL	2,285	321	1,956	43,437	22,061,058

(A) INCLUDES CADETS

SOURCE- DIRECTORATE OF AEROSPACE SAFETY, AIR FORCE INSPECTION AND SAFETY CENTER

UNCLASSIFIED

UNCLASSIFIED

TABLE 31 -

MILITARY PERSONNEL
DISABLING INJURY LOSSES AND COSTS RESULTING FROM ALL OTHER (NON-VEHICULAR) ACCIDENTS BY COMMAND,
WORLD-WIDE - FY 1972

LOCATION	DISABLING INJURIES			MAN-DAYS LOST	INJURY COST
	TOTAL	FATAL	NON FATAL		
AERONAUTICAL CHART AND INFORMATION CENTER	-	-	-	-	-
AEROSPACE DEFENSE COMMAND	192	11	181	2,373	783,300
AIR FORCE ACCOUNTING AND FINANCE CENTER	-	-	-	-	-
AIR FORCE COMMUNICATIONS SERVICE	224	7	216	2,810	619,001
AIR FORCE DATA AUTOMATION AGENCY	-	-	-	-	-
AIR FORCE LOGISTICS COMMAND	63	1	62	781	115,700
AIR FORCE RESERVE	8	-	8	20	53,150
AIR FORCE SYSTEMS COMMAND	136	4	132	1,517	371,250
AIR RESERVE PERSONNEL CENTER	1	-	1	8	800
AIR TRAINING COMMAND	341	11	328	3,584	1,139,702
AIR UNIVERSITY	22	3	19	173	159,850
ALASKAN AIR COMMAND	52	2	50	646	184,800
HEADQUARTERS COMMAND, USAF	100	2	97	1,383	320,401
MILITARY AIRLIFT COMMAND	364	10	351	4,162	1,028,353
PACIFIC AIR FORCES	341	15	316	4,816	2,046,660
STRATEGIC AIR COMMAND	690	31	661	7,551	3,049,550
TACTICAL AIR COMMAND	327	11	316	3,794	1,188,800
USAF ACADEMY (A)	105	2	102	1,112	160,351
US AIR FORCES IN EUROPE	277	8	269	2,598	722,100
US AIR FORCES SOUTHERN COMMAND	11	1	10	82	54,100
USAF SECURITY SERVICE	65	3	61	664	244,451
AIR FORCE INSPECTION & SAFETY CENTER	-	-	-	-	-
AIR FORCE AUDIT AGENCY	-	-	-	-	-
AIR FORCE OFFICE SPECIAL INVESTIGATION	3	-	3	118	5,900
AIR FORCE MILITARY PERSONNEL CENTER	1	-	1	10	500
USAF WORLD WIDE TOTAL	3,323	122	3,184	38,202	12,248,719

(A) INCLUDES CADETS

SOURCE- DIRECTORATE OF AEROSPACE SAFETY, AIR FORCE INSPECTION AND SAFETY CENTER

UNCLASSIFIED

UNCLASSIFIED

TABLE 32 --

ON-DUTY CIVILIAN PERSONNEL
DISABLING INJURY LOSSES AND COSTS RESULTING FROM ALL OTHER (NON-VEHICULAR) ACCIDENTS BY COMMAND,
WORLD-WIDE - FY 1972

152

LOCATION	DISABLING INJURIES			MAN-DAYS LOST	INJURY COST
	TOTAL	FATAL	NON FATAL		
AERONAUTICAL CHART AND INFORMATION CENTER	9	-	9	95	7,125
AEROSPACE DEFENSE COMMAND	14	-	14	207	15,525
AIR FORCE ACCOUNTING AND FINANCE CENTER	1	-	1	10	750
AIR FORCE COMMUNICATIONS SERVICE	13	-	13	370	27,750
AIR FORCE DATA AUTOMATION AGENCY	-	-	-	-	-
AIR FORCE LOGISTICS COMMAND	225	1	224	3,038	312,850
AIR FORCE RESERVE	33	-	33	309	23,175
AIR FORCE SYSTEMS COMMAND	87	-	87	841	63,075
AIR RESERVE PERSONNEL CENTER	-	-	-	-	-
AIR TRAINING COMMAND	60	-	58	788	70,202
AIR UNIVERSITY	3	-	3	57	4,275
ALASKAN AIR COMMAND	6	-	6	157	11,775
HEADQUARTERS COMMAND, USAF	17	-	17	107	7,275
MILITARY AIRLIFT COMMAND	67	1	63	704	195,028
PACIFIC AIR FORCES	8	-	8	124	9,300
STRATEGIC AIR COMMAND	40	1	39	867	140,025
TACTICAL AIR COMMAND	11	-	11	122	14,150
USAF ACADEMY	9	-	9	63	4,725
US AIR FORCES IN EUROPE	-	-	-	-	-
US AIR FORCES SOUTHERN COMMAND	-	-	-	-	-
USAF SECURITY SERVICE	1	-	1	6	450
AIR FORCE INSPECTION & SAFETY CENTER	-	-	-	-	-
AIR FORCE AUDIT AGENCY	-	-	-	-	-
AIR FORCE OFFICE SPECIAL INVESTIGATION	1	-	1	1	75
AIR FORCE MILITARY PERSONNEL CENTER	-	-	-	-	-
USAF WORLD WIDE TOTAL	605	3	597	7,866	907,530

SOURCE- DIRECTORATE OF AEROSPACE SAFETY, AIR FORCE INSPECTION AND SAFETY CENTER

UNCLASSIFIED



Materiel

PART IV

[REDACTED]

(This page is Unclassified)

PART IV

MATERIEL

AIRCRAFT AND MISSILES

INTRODUCTION

Information included in this section provides data pertaining to procurement, production, inventory status, deployment, and disposition of USAF aircraft during Fiscal Year 1972. It also includes data on procurement, production, and inventory status of missiles.

The aircraft tables reflect funding by fiscal year, acceptance, inventories by functional distribution, active and inactive, age (in months) distribution, and disposition of aircraft. The missile tables reflect funding by fiscal year, acceptance, functional distribution, active and inactive, age (in months) distribution, and disposition of missiles.

Production data for aircraft and missiles are obtained under the provisions of AF Regulation 84-8, dated 28 Mar 1968. Additional data may be obtained in the USAF Production Digest SS-N47 published monthly. Inventory and status data for aircraft and missiles are obtained under the provisions of AF Manual 65-110, dated 1 September 1968. The mission classification (Fighter, Bomber, Tanker, etc.) is generally based upon the mission designator or the prefix preceding the basic mission designator of each aircraft or missile model. A prefix is assigned an aircraft or missile model when the aircraft or missile is modified to perform a function (indicated by prefix) other than its basic designated purpose. Additional statistical data may be obtained in the USAF Aircraft-Missile Digest, SS-A1, published monthly.

DEFINITIONS

MISSION/DESIGN/SERIES - Air Force Regulations 66-11, dated 18 September 1962, Designating, Redesignating, and naming Military Aircraft, and 66-11A dated 5 August 1964 and 66-20, Designating, Redesignating, and Naming Military Rockets and Guided Missiles dated 3 April 1965, and 66-20A dated 30 January 1964, establish a uniform system for designating, redesignating, and naming military aircraft and missiles.

ACCEPTANCE - Aircraft, missile, or drone which has been shop-assembled and fully inspected by constituted USAF or Navy production authorities and for which the title, responsibility, and accountability has been assumed by the contracting agency of the recipient.

AIRCRAFT - A heavier-than-air vehicle, designed primarily for flight in the atmosphere, which has incorporated in its prime design the ability and/or requirement for human occupancy.

DRONE - Any aircraft or missile modified or produced to perform the mission of a target for weapon evaluation or crew training and has incorporated into its prime design the ability to be flown by remote control.

GUIDED MISSILE - Unmanned, self-propelled vehicle designed to move in a trajectory or flight path all or partially above the earth's surface and whose trajectory or course, while the vehicle is in motion, is capable of being controlled remotely or by homing systems, or by inertial and/or programmed guidance from within. This term does not include space vehicles, space boosters, or Naval torpedoes, but it does include target and reconnaissance drones.

OPERATING ACTIVE - Aircraft, missiles, and drones currently and actively engaged in or supporting flying missions (AFM 65-110).

NON-OPERATING ACTIVE - Aircraft, missiles, and drones in preparation or awaiting preparation for possession by units or test activities through any of the logistical processes or supply, maintenance, and modification.

INACTIVE - Aircraft, missiles, or drones on loan and bailment (except bailed for test, maintenance, and modification); aircraft, missiles, or drones for which there is no longer a requirement in the active inventory, including those that have been accumulated in excess of possible future needs; and aircraft, missiles, or drones in the process of being dropped from the total inventory and salvage.

(This page is Unclassified)

[REDACTED]

TABLE 33 - USAF AIRCRAFT ACCEPTANCES OF MODELS IN PRODUCTION, BY MANUFACTURER, BY RECIPIENT, BY MONTH - FY 1972
(Excludes experimental, remanufactured, and used aircraft).

MISSION, DESIGN, AND SERIES	MANUFACTURER	ACCEPTED PRIOR TO 1 JUL 1971	ACCEPTANCES FOR FY 1972												TOTAL ACCEPTED TO DATE	
			TOTAL	Jul (1971)	Aug	Sep	Oct	Nov	Dec	Jan (1972)	Feb	Mar	Apr	May		Jun
<u>GRAND TOTAL</u>			<u>787</u>	<u>47</u>	<u>73</u>	<u>61</u>	<u>61</u>	<u>58</u>	<u>56</u>	<u>49</u>	<u>77</u>	<u>73</u>	<u>74</u>	<u>96</u>	<u>66</u>	

			USAF FOR USAF													
TOTAL			653	31	60	47	46	43	47	41	72	70	66	81	49	
<u>FIGHTER/ATTACK</u>			<u>304</u>	<u>11</u>	<u>13</u>	<u>15</u>	<u>20</u>	<u>21</u>	<u>25</u>	<u>28</u>	<u>36</u>	<u>33</u>	<u>35</u>	<u>37</u>	<u>30</u>	
RF-4C	McDonnell-Douglas	481	6	-	-	-	-	-	-	1	1	1	1	1	1	487
F-4E	McDonnell-Douglas	679	25	-	-	-	-	-	2	6	5	5	5	2	-	704
F-5A (MASF)	Northrop	50	5	-	-	-	-	-	-	-	4	1	(Complete)		55	
RF-5A (MASF)	Northrop	10	3	-	-	-	-	-	-	-	-	-	-	2	1	13
A-7D	Ling-Temco-Vought	130	110	7	9	9	9	9	9	9	10	9	8	10	12	240
A-37B	Cessna	225	15	3	3	3	2	2	2	(Complete)						240
A-37B (MASF)	Cessna	87	42	-	-	-	-	-	2	3	6	7	8	8	8	129
F-111D	General Dynamics	1	28	1	1	-	1	1	2	2	2	2	5	6	5	29
F-111F	General Dynamics	-	70	-	-	3	8	9	8	7	8	8	8	8	3	70
<u>CARGO/TRANSPORT - TOTAL</u>			<u>37</u>	<u>3</u>	<u>6</u>	<u>5</u>	<u>2</u>	<u>3</u>	<u>3</u>	<u>1</u>	<u>3</u>	<u>3</u>	<u>2</u>	<u>4</u>	<u>2</u>	
C-5A	Lockheed	38	20	1	3	3	1	2	2	-	2	1	2	2	1	58
C-9A	McDonnell-Douglas	12	7	-	-	-	-	-	-	1	1	2	-	2	1	19
C-130E	Lockheed	365	10	2	3	2	1	1	1	-	-	-	-	-	-	375
<u>TRAINER - TOTAL</u>			<u>23</u>	<u>4</u>	<u>4</u>	<u>4</u>	<u>4</u>	<u>2</u>	<u>2</u>	<u>-</u>	<u>-</u>	<u>-</u>	<u>-</u>	<u>3</u>	<u>-</u>	
T-38A	Northrop	1,083	20	4	4	4	4	2	2	(Complete)						1,103
T-41D (MASF)	Cessna	28	3	-	-	-	-	-	-	-	-	-	-	3	-	31

CLASSIFIED BY **R04**
SUBJECT TO GENERAL DE-
CLASSIFICATION SCHEDULE
OF EXECUTIVE ORDER 11652
AUTOMATICALLY DOWNGRADED
AT TWO YEAR INTERVALS
DECLASSIFIED ON: 31 DEC 1979

TABLE 33 — USAF AIRCRAFT ACCEPTANCES OF MODELS IN PRODUCTION, BY MANUFACTURER, BY RECIPIENT, BY MONTH — FY 1972 (CONTINUED)

(Excludes experimental, remanufactured, and used aircraft).

MISSION, DESIGN, AND SERIES	MANUFACTURER	ACCEPTED PRIOR TO 1 JUL 1971	ACCEPTANCES FOR FY 1972													TOTAL ACCEPTED TO DATE
			Total	Jul 1971	Aug	Sep	Oct	Nov	Dec	Jan 1972	Feb	Mar	Apr	May	Jun	
USAF FOR USAF (Continued)																
MISCELLANEOUS-TOTAL			<u>289</u>	<u>13</u>	<u>37</u>	<u>23</u>	<u>20</u>	<u>17</u>	<u>17</u>	<u>12</u>	<u>33</u>	<u>34</u>	<u>29</u>	<u>37</u>	<u>17</u>	
UH-1H (MASF).....	Bell	283	204	10	30	18	19	16	16	-	21	17	23	20	14	487
HH-1H.....	Bell	-	1	-	-	-	-	-	-	1	-	-	-	-	-	1
U-17B (MASF).....	Cessna	16	48	2	6	4	-	-	-	11	10	12	3	(Complete)	64	
AU-23 (MASF).....	Fairchild	-	15	-	-	-	-	-	-	-	-	-	3	11	1	15
AU-23 (MASF).....	Helio	-	15	-	-	-	-	-	-	-	2	5	-	6	2	15
CH-53C.....	Sikorsky	14	6	1	1	1	1	1	1	(Complete)	-	-	-	-	-	20
USAF FOR MILITARY ASSISTANCE PROGRAM (MAP)																
TOTAL.....			<u>126</u>	<u>16</u>	<u>13</u>	<u>14</u>	<u>15</u>	<u>13</u>	<u>7</u>	<u>4</u>	<u>1</u>	<u>3</u>	<u>8</u>	<u>15</u>	<u>17</u>	
F-4E (FMS) Israel.....	McDonnell-Douglas	44	8	-	-	-	-	-	-	-	-	-	-	3	5	52
F-4E (FMS) Iran.....	McDonnell-Douglas	12	20	4	4	4	4	4	-	-	-	-	-	-	-	32
RF-4E (FMS).....	McDonnell-Douglas	50	38	7	7	7	7	7	3	(Complete)	-	-	-	-	-	88
F-5A.....	Northrop	445	15	3	2	2	2	2	2	2	(Complete)	-	-	-	-	460
RF-5A.....	Northrop	49	8	-	-	-	-	-	-	-	-	3	1	1	1 (Comp)	57
F-5B.....	Northrop	71	3	1	-	-	-	-	-	-	-	-	1	1	-	74
T-37C.....	Cessna	141	5	-	-	-	-	-	2	2	1	-	-	-	-	146
T-41D.....	Cessna	112	23	-	-	-	-	-	-	-	-	-	4	8	11	135
U-17B.....	Cessna	139	2	-	-	-	-	-	-	-	-	-	-	-	2 (Complete)	141
C-130E.....	Lockheed	7	1	-	-	-	-	-	-	-	-	-	-	-	-	8
C-130H (FMS) Congo ..	Lockheed	2	1	1	(Complete)	-	-	-	-	-	-	-	-	-	-	3
C-130H (FMS) Israel ...	Lockheed	-	2	-	-	-	2	(Complete)	-	-	-	-	-	-	-	2

TABLE 33 — USAF AIRCRAFT ACCEPTANCES OF MODELS IN PRODUCTION, BY MANUFACTURER, BY RECIPIENT, BY MONTH — FY 1972 (CONTINUED)

(Excludes experimental, remanufactured, and used aircraft).

MISSION, DESIGN AND SERIES	MANUFACTURER	ACCEPTED PRIOR TO 1 JUL 1971	ACCEPTANCES FOR FY 1972												TOTAL ACCEPTED TO DATE
			Total	Jul 1971	Aug	Sep	Oct	Nov	Dec	Jan 1972	Feb	Mar	Apr	May	
USAF FOR NAVY															
<u>TOTAL</u>			<u>8</u>	<u>-</u>	<u>-</u>	<u>-</u>	<u>-</u>	<u>2</u>	<u>2</u>	<u>4</u>					
T-38A.....	Northrop	27	8	-	-	-	-	2	2	4	(Complete)				

a / C-5A (USAF) In addition, one (1) aircraft destroyed October 1970 (No Year Funding) without acceptance.

Source: Aircraft & Missiles Programming Division, Assistant for RDA Programming, DCS/R&D

TABLE 34 - USAF GUIDED MISSILE, AIR-TO-AIR MISSILE, AND TARGET DRONE ACCEPTANCES BY MANUFACTURER, BY MONTH - FY 1972

DESIGNATION	POPULAR NAME	MANUFACTURER	ACCEPTED PRIOR TO 1 JUL 72	ACCEPTANCES FOR FY 1972												TOTAL ACCEPTED TO DATE	
				Total	Jul (1971)	Aug	Sep	Oct	Nov	Dec	Jan (1972)	Feb	Mar	Apr	May		Jun
<u>GUIDED MISSILE - TOTAL</u>				<u>483</u>	<u>17</u>	<u>8</u>	<u>7</u>	<u>11</u>	<u>20</u>	<u>36</u>	<u>68</u>	<u>13</u>	<u>59</u>	<u>78</u>	<u>82</u>	<u>84</u>	
<u>STRATEGIC MISSILE - TOTAL</u>				<u>122</u>	<u>9</u>	<u>8</u>	<u>7</u>	<u>11</u>	<u>7</u>	<u>6</u>	<u>10</u>	<u>13</u>	<u>13</u>	<u>13</u>	<u>14</u>	<u>11</u>	
LGM-30G	Minuteman	Boeing	151	122	9	8	7	11	7	6	10	13	13	13	14	11	273
<u>TACTICAL MISSILE - TOTAL</u>				<u>361</u>	<u>8</u>	-	-	-	<u>13</u>	<u>30</u>	<u>58</u>	-	<u>46</u>	<u>65</u>	<u>68</u>	<u>73</u>	
AGM-45A	Shrike	Texas Instr	8,238	281	-	-	-	-	-	30	58	-	37	50	53	53	8,519
AGM-65A	Maverick	Hughes	40	21	8	-	-	-	13	-	-	-	-	-	-	-	61
AGM-69A	SRAM	Boeing	-	59	-	-	-	-	-	-	-	-	9	15	15	20	59
<u>AIR-TO-AIR MISSILE - TOTAL</u>				<u>1,318</u>	<u>240</u>	<u>257</u>	<u>128</u>	-	<u>453</u>	<u>191</u>	<u>49</u>	-	-	-	-	-	
AIM-7E/7E2	Sparrow	Raytheon	9,203	1,040	240	212	-	-	360	189	39	(Complete)					10,243
AIM-7E (FMS)	Sparrow	Raytheon	124	278	-	45	128	-	93	2	10	-	-	-	-	-	402
<u>TARGET DRONE - TOTAL</u>				<u>324</u>	<u>25</u>	<u>25</u>	<u>24</u>	<u>32</u>	<u>18</u>	<u>27</u>	<u>27</u>	<u>32</u>	<u>25</u>	<u>37</u>	<u>27</u>	<u>25</u>	
BQM-34A (USAF)	Firebee	Ryan	1,212	26	13	13	(Complete)		-	-	-	-	-	-	-	-	1,238
BQM-34A (NAVY)	Firebee	Ryan	1,765	272	12	12	24	31	18	25	25	25	25	25	25	25	2,037
BQM-34F (USAF)	Firebee	Ryan	-	26	-	-	-	1	-	2	2	7	-	12	2	-	26
<u>OTHER DRONES - TOTAL</u>				<u>51</u>	<u>1</u>	<u>3</u>	<u>1</u>	-	<u>1</u>	<u>2</u>	<u>1</u>	<u>4</u>	<u>7</u>	<u>7</u>	<u>14</u>	<u>10</u>	
AQM-34M (SD) (USAF)		Ryan	1	47	-	1	-	-	1	2	1	4	7	7	14	10	48
AQM-34P (T) (USAF)		Ryan	81	4	1	2	1	(Complete)		-	-	-	-	-	-	-	85

Source: Aircraft and Missiles Programming Division, Assistant for RDA Programming, DCS/R&D.

CLASSIFIED BY *RD9*
 SUBJECT TO GENERAL DE-
 CLASSIFICATION SCHEDULE
 OF EXECUTIVE ORDER 11652
 AUTOMATICALLY DOWNGRADED
 AT TWO YEAR INTERVALS
 DECLASSIFIED ON: 31 DEC 1979

TABLE 35 - USAF AIRCRAFT PROCUREMENT PROGRAMS BY FISCAL YEAR FUNDING -
FY 1970 AND PRIOR THROUGH FY 1972

(Excludes experimental, used, and remanufactured aircraft.)

MISSION, DESIGN, AND SERIES	NO YEAR FUNDING	FY 1970 AND PRIOR	FY 1971	FY 1972
<u>TOTAL</u> ^{a/}	<u>44</u>	<u>5,123</u>	<u>708</u>	<u>626</u>
<u>Fighter - Total</u>	<u>37</u>	<u>2,639</u>	<u>289</u>	<u>539</u>
RF-4C	-	481	12	12
F-4E	-	680	24	36
F-4E (FMS) Australia	-	-	-	1
F-4E (FMS) Greece	-	-	-	36
F-4E (FMS) Iran	-	32	-	73
F-4E (FMS) Israel	-	44	36	42
RF-4E (FMS) Germany	-	88	-	-
F-4F (FMS) Germany	-	-	-	175
F-5A (MASF)	-	50	5	-
F-5A (MAP)	-	450	10	-
F-5A (FMS) Libya	-	-	-	-
F-5A (FMS) Norway	-	-	-	-
RF-5A (MAP)	-	49	8	-
RF-5A (MASF)	-	10	3	-
F-5B (MAP)	-	72	2	14
F-5B (FMS) Saudi Arabia	-	-	-	20
F-5E (MASF)	5	-	-	21
A-7D	-	202	88	97
A-9/10	12	-	-	-
A-37B	-	240	-	-
A-37B (MASF)	-	87	81	-
A-37B (FMS) Guatemala	-	-	8	-
F-111D	-	96	-	-
F-111F	-	58	12	12
F-15A	18	-	-	-
TF-15A	2	-	-	-
<u>Bomber - Total</u>	<u>3</u>	<u>-</u>	<u>-</u>	<u>-</u>
B-1A	3	-	-	-
<u>Cargo/Transport - Total</u>	<u>4</u>	<u>475</u>	<u>15</u>	<u>16</u>
C-5A ^{b/}	4	76	-	-
C-9A	-	12	9	-
C-130E	-	375	-	12
C-130E (MAP)	-	8	1	-
HC-130H (Coast Guard)	-	3	-	3
C-130H (FMS) Congo	-	-	3	-
C-130H (FMS) Israel	-	-	2	-
VC-137	-	1	-	1

CLASSIFIED BY **RDG**
SUBJECT TO GENERAL DE-
CLASSIFICATION SCHEDULE
OF EXECUTIVE ORDER 11652
AUTOMATICALLY DOWNGRADED
AT TWO YEAR INTERVALS
DECLASSIFIED ON: 31 DEC 1979

TABLE 35 -- USAF AIRCRAFT PROCUREMENT PROGRAMS BY FISCAL YEAR FUNDING --
 FY 1970 AND PRIOR THROUGH FY 1972 (CONTINUED)

MISSION, DESIGN, AND SERIES	NO YEAR FUNDING	FY 1970 AND PRIOR	FY 1971	FY 1972
<u>Trainer - Total</u>	-	1,412	26	59
T-37C (MAP)	-	146	-	11
T-38A	-	1,103	-	-
T-38A (NASA)	-	35	-	-
T-41D (MASF)	-	20	8	3
T-41D (MAP)	-	108	14	38
T-43A	-	-	4	7
<u>Helicopter - Total</u>	-	442	300	-
HH-1H	-	30	-	-
UH-1H (MASF)	-	392	300	-
CH-53C	-	20	-	-
<u>Utility - Total</u>	-	155	78	2
U-17B (MAP)	-	139	-	2
U-17B (MASF)	-	16	48	-
AU-23 (MASF)	-	-	15	-
AU-24 (MASF)	-	-	15	-
<u>Other - Total</u>	-	-	-	10
Model 150 (MAP)	-	-	-	6
Model 337 (MAP)	-	-	-	4

a/ Quantities on program are based on USAF Aircraft Production Schedules (WA Series).

b/ C-5A (USAF) Excludes one (1) destroyed prior to being accepted.

Source: Aircraft and Missiles Programming Division, Assistant for RDA Programming, DCS/R&D.

TABLE 36 — USAF GUIDED MISSILE, AIR TO AIR MISSILE, AND TARGET DRONE PROCUREMENT PROGRAMS
BY FISCAL YEAR FUNDING — FY 1972 AND PRIOR

DESIGNATION	POPULAR NAME	MANUFACTURER	FISCAL YEAR PROCUREMENT PROGRAM			
			No Funding Year	1970 and Prior	1971	1972
<u>GUIDED MISSILE - TOTAL</u>			<u>80</u>	<u>8,706</u>	<u>521</u>	<u>2,885</u>
<u>STRATEGIC MISSILE - TOTAL</u>			<u>17</u>	<u>168</u>	<u>120</u>	<u>120</u>
LGM-30G.....	Minuteman III	Boeing	17	168	120	120
<u>TACTICAL MISSILE - TOTAL</u>			<u>63</u>	<u>8,538</u>	<u>401</u>	<u>2,765</u>
AGM-45A	Shrike	Texas Instr	-	8,538	300	300
AGM-65A	Maverick	Hughes	63	-	-	2,000
AGM-69A	SRAM	Boeing	-	-	101	465
<u>AIR TO AIR MISSILE - TOTAL</u>			<u>50</u>	<u>10,645</u>	<u>-</u>	<u>180</u>
AIM-7E/7E2.....	Sparrow	Raytheon	-	10,243	-	-
AIM-7E/7E2 (FMS).....	Sparrow	Raytheon	-	402	-	180
AIM-7F.....	Sparrow	Raytheon	50	-	-	-
<u>TARGET DRONE - TOTAL</u>				<u>3,071</u>	<u>328</u>	<u>189</u>
BQM-34A (USAF).....	Firebee	Ryan	-	1,238	-	-
BQM-34F (USAF).....	Firebee	Ryan	-	44	30	25
BQM-34A (NAVY).....	Firebee	Ryan	-	1,789	298	164
<u>OTHER DRONES - TOTAL</u>			<u>-</u>	<u>163</u>	<u>-</u>	<u>-</u>
AQM-34M (SD) USAF.....		Ryan	-	78	-	-
AQM-34P (T) (USAF).....		Ryan	-	85	-	-

Source: Aircraft & Missiles Programming Division, Assistant for RDA Programming, DCS/R&D

CLASSIFIED BY *ROG*
SUBJECT TO GENERAL DE-
CLASSIFICATION SCHEDULE
OF EXECUTIVE ORDER 11652
AUTOMATICALLY DOWNGRADED
AT TWO YEAR INTERVALS
DECLASSIFIED ON: 31 DEC 1979

TABLE 37- USAF AEROSPACE VEHICLE INVENTORY BY FUNCTIONAL DISTRIBUTION -- 30 JUNE 1972

MISSION DESIGN SERIES	TOTAL	ACTIVE											IN-ACTIVE TOTAL	
		TOTAL ACTIVE	TOTAL OPERATING ACTIVE	TAC. & COM SUPP	TRNG	OPER SUPP	ADMIN	SPEC ACTY BUTIL TRAN	TEST & TEST SUPP	NON-OPERATING				
										TOTAL NON-OPER. ACT	MAINT MOD IRAN	OTHER		
U.S. AIR FORCE BOMBER														
NB 52A	1													1
B 52B	1	1								1			1	
NB 52B	1	1	1						1					
B 52C	29													29
NB 52C	1	1	1						1					
B 52C	144	144	121	121						23	22	1		
NB 52C	1	1								1		1		
B 52E	84	1								1		1		83
NB 52E	2	2	2						2					
B 52F	64	28	23	23						5	4	1		36
B 52G	182	182	163	162					1	19	17	2		
B 52h	99	98	88	88						10	10			1
B 52.	609	459	399	394					5	60	53	7		150
FB111A	74	74	65	60					5	9	9			
YF111A	1													1
B111	75	74	65	60					5	9	9			1
BOMBER STRAT JET	684	533	464	454					10	69	62	7		151
BOMBER STRAT	684	533	464	454					10	69	62	7		151
B 17G	1													1
B 17	1													1
B 26E	1	1								1		1		
B 26	1	1								1		1		
BOMBER TACT RCP	2	1								1		1		1
B 57E	10	10	2	2						8		8		
NB 57E	1	1								1	1			

DOWNGRADED TO:
 DECLASSIFY ON: 31 DEC 1974
 CLASSIFIED BY: DSC
 AUTH: AFM 65-110, 26 JUN 1968

TABLE 37 - USAF AEROSPACE VEHICLE INVENTORY BY FUNCTIONAL DISTRIBUTION - 30 JUNE 1972													
MISSION DESIGN SERIES	TOTAL	ACTIVE											IN-ACTIVE TOTAL
		TOTAL ACTIVE	OPERATING						NON-OPERATING				
			TOTAL OPERATING ACTIVE	TAC. & COM SUPP	TRNG	OPER SUPP	ADMIN	SPEC ACTY BUTIL TRAN	TEST & TEST SUPP	TOTAL NON-OPER. ACT	MAINT MOD IRAN	OTHER	
* U.S. AIR FORCE BOMBER													*
B 57C	5	5	3	2						1	2		2
B 57E	7	7	7	7									
B 57	23	23	12	11						1	11	1	10
B 66E	2	1									1		1
B 66	2	1									1		1
BOMBER TACT JET	25	24	12	11						1	12	1	11
BOMBER TACT	27	25	12	11						1	13	1	12
BOMBER	711	558	476	465						11	82	63	19

[REDACTED]

TABLE 37 -- USAF AEROSPACE VEHICLE INVENTORY BY FUNCTIONAL DISTRIBUTION -- 30 JUNE 1972

MISSION DESIGN SERIES	TOTAL	ACTIVE											IN- ACT- IVE TOTAL	
		TOTAL ACTIVE	OPERATING						NON-OPERATING					
			TOTAL OPER- ATING ACTIVE	TAC. &COM SUPP	TRNG	OPER SUPP	ADMIN	SPEC ACTY &UTIL TRAN	TEST & TEST SUPP	TOTAL NON- OPER. ACT	MAINT MOD IRAN	OTHER		
* U.S. AIR FORCE TANKER														*
KC135A	589	589	547	546						1	42	42		
NKC135A	14	14	12							12	2		2	
KC135C	55	55	50	50							5	5		
KC135R	2	2	2	2										
C135	660	660	611	598						13	49	47	2	
TANKER STRAT JET	660	660	611	598						13	49	47	2	
TANKER STRAT	660	660	611	598						13	49	47	2	
TANKER	660	660	611	598						13	49	47	2	

[REDACTED]

TABLE 37 - USAF AEROSPACE VEHICLE INVENTORY BY FUNCTIONAL DISTRIBUTION - 30 JUNE 1972													
MISSION DESIGN SERIES	TOTAL	ACTIVE										IN-ACTIVE TOTAL	
		TOTAL ACTIVE	OPERATING					NON-OPERATING					
			TOTAL OPERATING ACTIVE	TAC. & COM SUPP	TRNG	OPER SUPP	ADMIN	SPEC ACTY UTIL TRAN	TEST & TEST SUPP	TOTAL NON-OPER. ACT	MAINT MOD IRAN		OTHER
* U S. AIR FORCE FIGHTER													*
A 1E	14	14	14	5	9								
A 1G	1	1	1	1									
A 1P	12	12	10	10						2	2		
A 1J	3	3	3	3									
A 1	30	30	28	19	9					2	2		
FIGHTER TACT RCP	30	30	28	19	9					2	2		
F 4A	1	1								1			1
F 4C	297	297	246	101	136				9	51	29	22	
F 4C	546	546	462	421	29				12	84	50	34	
F 4E	580	557	485	411	65			7	2	72	49	23	23
YF 4E	3	3	3						3				
F 4	1427	1404	1196	933	230			7	26	208	128	80	23
F 5A	11	11	11		10				1				
F 5B	8	8	8		7				1				
F 5	19	19	19		17				2				
F 84F	1												1
F 84	1												1
F 86E	1	1								1			1
F 86F	1	1								1			1
F 86	2	2								2			2
F10CA	1	1								1			1
F10CC	82	6								6	6		76
F10CE	11	10	10	7					3				1
F10CF	1	1	1						1				
F100F	20	15	14	2	4				8	1		1	5
F100	115	33	25	9	4				12	8	6	2	82

TABLE 37 - USAF AEROSPACE VEHICLE INVENTORY BY FUNCTIONAL DISTRIBUTION - 30 JUNE 1972

MISSION DESIGN SERIES	TOTAL	ACTIVE											IN-ACTIVE TOTAL		
		TOTAL ACTIVE	OPERATING							NON-OPERATING					
			TOTAL OPERATING ACTIVE	TAC. & COM SUPP	TRNG	OPER SUPP	ADMIN	SPEC ACTY BUTIL TRAN	TEST & TEST SUPP	TOTAL NON-OPER. ACT	MAINT MOD IRAN	OTHER			
* U.S. AIR FORCE FIGHTER															*
F104C	6	6	6		6										
F104E	12	12	10		6				4	2	1	1			
F104	18	18	16		12				4	2	1	1			
F105E	1	1								1			1		
F105C	48	48	32	30					2	16	4	12			
F105F	14	14	6	5					1	8	6	2			
F105C	47	47	36	31	5					11	9	2			
F105	110	110	74	66	5				3	36	19	17			
F111A	134	123	97	62	30				5	26	20	6	11		
F111C	12	12								12		12			
F111C	29	29	28	11	14				3	1	1				
F111E	92	92	80	72	5				3	12	12				
F111F	68	68	66	66						2		2			
F111	335	324	271	211	49				11	53	33	20	11		
FIGHTER TACT JET	2027	1910	1601	1219	317				7	58	309	187	122	117	
FIGHTER TACT	2057	1940	1629	1238	326				7	58	311	189	122	117	
F101E	114	16	15	3	11				1	1	1		98		
F101F	2	2	2	1	1										
F101	116	18	17	4	12				1	1	1		98		
F102A	69	15	14	14						1	1		54		
F102A	17	2	2	2									15		
F102	86	17	16	16						1	1		69		
F104A	9	9	4						4	5	4	1			
F104E	2	1								1	1		1		
F104C	52	52	52		52										

TABLE 37 - USAF AEROSPACE VEHICLE INVENTORY BY FUNCTIONAL DISTRIBUTION - 30 JUNE 1972

MISSION DESIGN SERIES	TOTAL	ACTIVE										IN-ACTIVE TOTAL		
		TOTAL ACTIVE	OPERATING					NON-OPERATING						
			TOTAL OPERATING ACTIVE	TAC. & COM SUPP	TRNG	OPER SUPP	ADMIN	SPEC ACTY BUTIL TRAN	TEST & TEST SUPP	TOTAL NON-OPER. ACT	MAINT MOD IRAN		OTHER	
* U.S. AIR FORCE FIGHTER													*	
TF104C	35	35	34		34						1	1		
F104	98	97	90		86				4	7	6	1	1	
F106A	171	171	151	146	3				2	20	17	3		
F106E	44	44	36	16	18				2	8	7	1		
NF106E	3	1	1						1				2	
F106	218	216	188	162	21				5	28	24	4	2	
FIGHTER INTCP JET	518	348	311	182	119				10	37	32	5	170	
FIGHTER INTCP	518	348	311	182	119				10	37	32	5	170	
FIGHTER	2575	2288	1540	1420	445				7	68	348	221	127	287

TABLE 37 -- USAF AEROSPACE VEHICLE INVENTORY BY FUNCTIONAL DISTRIBUTION -- 30 JUNE 1972

MISSION DESIGN SERIES	TOTAL	ACTIVE											IN-ACTIVE TOTAL		
		TOTAL ACTIVE	OPERATING						NON-OPERATING						
			TOTAL OPERATING ACTIVE	TAC. & COM SUPP	TRNG	OPER SUPP	ADMIN	SPEC ACTY BUTIL TRAN	TEST & TEST SUPP	TOTAL NON-OPER. ACT	MAINT MOD IRAN	OTHER			
* U.S. AIR FORCE RECD.														*	
FB 47H	1	1	1								1				
B 47	1	1	1								1				
WB 57C	5	5	3	3							2		2		
WB 57F	18	15	13	13							2	1	1	3	
B 57	23	20	16	16							4	1	3	3	
EC135A	6	6	5	5							1	1			
AC135A	4	3	2	2							1	1		1	
WC135B	10	10	9	9							1	1			
EC135C	14	14	12	12							2	2			
FC135C	7	7	7	7											
RC135C	3	3	2	2							1	1			
EC135C	4	4	4	4											
EC135F	5	5	4	4							1	1			
LC135J	3	3	2	2							1	1			
EC135K	2	2	2	2											
EC135L	5	5	4	4							1	1			
RC135P	6	6	5	5							1	1			
EC135N	8	8	7	7						7	1	1			
EC135P	5	5	5	5											
WC135S	2	2	1	1							1	1			
RC135T	1	1	1	1											
RC135U	3	3	2	2							1	1			
C135	88	87	74	67							7	13	13	1	
RECON STRAT JET	112	108	91	83							8	17	14	3	4
RECON STRAT	112	108	91	83							8	17	14	3	4
EC 47C	2	1	1	1											1
EC 47N	24	24	22	22							2	2			

TABLE 37 - USAF AEROSPACE VEHICLE INVENTORY BY FUNCTIONAL DISTRIBUTION - 30 JUNE 1972

MISSION DESIGN SERIES	TOTAL	ACTIVE										IN- ACT- IVE TOTAL	
		TOTAL ACTIVE	OPERATING					NON-OPERATING					
			TOTAL OPER- ATING ACTIVE	TAC. & COM SUPP	TRNG	OPER SUPP	ADMIN	SPEC ACTY & UTIL TRAN	TEST & TEST SUPP	TOTAL NON- OPER. ACT	MAINT MOD IRAN		OTHER
* U.S. AIR FORCE RECON													*
EC 47P	21	21	20	20							1	1	
EC 47C	13	13	11	11							2	1	1
C 47	60	59	54	54							5	4	1
EC121C	1	1									1	1	
EC121G	4	4	4	4									
EC121T	20	20	17	17							3	2	1
C121	25	25	21	21							4	3	1
ET 29C	4	4	3	3							1	1	
ET 29C	12	12	11		11						1	1	
T 29	16	16	14	3	11						2	2	
RECON TACT RCP	101	100	89	78	11						11	9	2
RC130A	9	9	8	8							1	1	
WC130B	16	16	14	14							2	2	
RC130S	1	1									1	1	
C130	26	26	22	22							4	4	
RECON TACT TUR	26	26	22	22							4	4	
EB 57B	9	9	5	5							4	3	1
EB 57E	24	24	21	21							3	1	2
RB 57E	4	2	2	2									
B 57	37	35	28	28							7	4	3
EB 66C	9	9	7	6					1		2	1	1
WB 66C	2	2									2	1	1
EB 66E	47	36	33	26	7						3	2	11
B 66	58	47	40	32	7				1		7	5	2

TABLE 37 - USAF AEROSPACE VEHICLE INVENTORY BY FUNCTIONAL DISTRIBUTION - 30 JUNE 1972

MISSION DESIGN SERIES	TOTAL	ACTIVE										IN-ACTIVE TOTAL		
		TOTAL ACTIVE	OPERATING						NON-OPERATING					
			TOTAL OPERATING ACTIVE	TAC. & COM SUPP	TRNG	OPER SUPP	ADMIN	SPEC ACTY BUTIL TRAN	TEST & TEST SUPP	TOTAL NON-OPER. ACT	MAINT MOD IRAN		OTHER	
* U.S. AIR FORCE RECON														*
RF 4C	324	324	281	256	21					4	43	32	11	
NRF 4C	1	1	1							1				
YRF 4C	1	1	1							1				
F 4	326	326	283	256	21					6	43	32	11	
RF101A	13													13
RF101B	1													1
RF101G	21													21
RF101H	9	1									1	1		8
F101	44	1									1	1		43
RECON TACT JET	465	409	351	316	28					7	58	42	16	56
RECON TACT	592	535	462	416	39					7	73	55	18	57
WC130E	6	6	4	4							2	2		
C130	6	6	4	4							2	2		
RECON MED TUR	6	6	4	4							2	2		
RECON MED	6	6	4	4							2	2		
OV 10A	101	101	95	71	23					1	6	5	1	
V 10	101	101	95	71	23					1	6	5	1	
RECON LIGHT TUR	101	101	95	71	23					1	6	5	1	
RECON LIGHT	101	101	95	71	23					1	6	5	1	
RECON	811	750	652	574	62					16	98	76	22	61

TABLE 37—USAF AEROSPACE VEHICLE INVENTORY BY FUNCTIONAL DISTRIBUTION — 30 JUNE 1972

MISSION DESIGN SERIES	TOTAL	ACTIVE											IN- ACT- IVE TOTAL	
		TOTAL ACTIVE	OPERATING						NON-OPERATING					
			TOTAL OPER- ATING ACTIVE	TAC. & COM SUPP	TRNG	OPER SUPP	ADMIN	SPEC ACTY & UTIL TRAN	TEST & TEST SUPP	TOTAL NON- OPER. ACT	MAINT MOD IRAN	OTHER		
* U.S. AIR FORCE SR&RESCUE														*
HC 47A	1	1	1											
C 47	1	1	1											
HC 54C	1	1	1											
C 54	1	1	1											
HC 97G	16													16
C 97	16													16
HU 16E	13	3	2	2						1			1	10
U 16	13	3	2	2						1			1	10
SR&RESCUE	RCP	31	5	4	2					2	1		1	26
HC130M		37	37	26	22	3				1	11	6	5	
HC130N		15	15	15	15									
HC130P		18	18	13	10	3					5	4	1	
C130		70	70	54	47	6				1	16	10	6	
SR&RESCUE	TUR	70	70	54	47	6				1	16	10	6	
SR&RESCUE		101	75	58	49	6				2	17	10	7	26
SR&RESCUE		101	75	58	49	6				2	17	10	7	26

TABLE 37 -- USAF AEROSPACE VEHICLE INVENTORY BY FUNCTIONAL DISTRIBUTION -- 30 JUNE 1972

MISSION DESIGN SERIES	TOTAL	ACTIVE											IN- ACT- IVE TOTAL	
		TOTAL ACTIVE	TOTAL OPER- ATING ACTIVE	TAC. & COM SUPP	TRNG	OPER SUPP	ADMIN	SPEC ACTY & UTIL TRAN	TEST & TEST SUPP	NON-OPERATING				
										TOTAL NON- OPER. ACT	MAINT MOD IRAN	OTHER		
* U.S. AIR FORCE SPC RESCH														*
X 24A	1													1
X 24	1													1
SPC RESCH JET	1													1
SPC RESCH	1													1
SPC RESCH	1													1

TABLE 37 - USAF AEROSPACE VEHICLE INVENTORY BY FUNCTIONAL DISTRIBUTION - 30 JUNE 1972														
MISSION DESIGN SERIES	TOTAL	ACTIVE										IN-ACTIVE TOTAL		
		TOTAL ACTIVE	OPERATING					NON-OPERATING						
			TOTAL OPERATING ACTIVE	TAC. & COM SUPP	TRNG	OPER SUPP	ADMIN	SPEC ACTY BUTIL TRAN	TEST & TEST SUPP	TOTAL NON-OPER. ACT	MAINT MOD IRAN		OTHER	
* U.S. AIR FORCE CARGO													*	
C119G	64	2									2	1	1	62
C119J	12	8	8							8				4
YC119K	1													1
C119	77	10	8							8	2	1	1	67
C124C	29	4	2	2							2		2	25
C124	29	4	2	2							2		2	25
CARGO TACT RCP	106	14	10	2						8	4	1	3	92
C130A	17	9	8	3						1	4	1	1	8
DC130A	5	5	5	4							1			
C130B	42	42	36	23					1	12	6	5	1	
C130C	12	12	11	11							1	1		
C130	76	68	60	41					2	17	8	6	2	8
CARGO TACT TUR	76	68	60	41					2	17	8	6	2	8
CARGO TACT	182	82	70	43					17	17	12	7	5	100
C 97D	1	1	1							1				
C 97G	8	4	4							4				4
C 97K	4	4	4							4				
C 97	13	9	9							9				4
C121G	4	3	3	2						1				1
C121	4	3	3	2						1				1
CARGO HEAVY RCP	17	12	12	2						10				5
C 5A	57	57	41	35	6						16	16		
C 5	57	57	41	35	6						16	16		

TABLE 37 - USAF AEROSPACE VEHICLE INVENTORY BY FUNCTIONAL DISTRIBUTION - 30 JUNE 1972

MISSION DESIGN SERIES	TOTAL	ACTIVE											IN- ACT- IVE TOTAL			
		TOTAL ACTIVE	OPERATING						NON-OPERATING							
			TOTAL OPER- ATING ACTIVE	TAC. & COM SUPP	TRNG	OPER SUPP	ADMIN	SPEC ACTY BUTIL TRAN	TEST & TEST SUPP	TOTAL NON- OPER. ACT	MAINT MOD IRAN	OTHER				
2 U.S. AIR FORCE CARGO															*	
C135A	3	3	2									2	1		1	
NC135A	3	3	3	1								2				
C135B	3	3	3									3				
VC135B	5	5	5	5												
C135	14	14	13	6								7	1		1	
VC137B	3	3	3	3												
VC137C	1	1	1	1												
C137	4	4	4	4												
C141A	278	278	248	232	14							2	30	29	1	
NC141A	3	3	1									1	2		2	
C141	281	281	249	232	14							3	32	29	3	
CARGO HEAVY JET	356	356	307	277	20							10	49	45	4	
CARGO HEAVY	373	368	319	279	20				10			10	49	45	4	5
C 54C	7	4	3						3				1		1	3
VC 54C	5	2	2						2							3
C 54E	6	3	3						3							3
VC 54E	1															1
C 54G	6	5	5						5							1
VC 54G	3	2	2						2							1
C 54M	3	2	2						2							1
C 54	31	18	17						17				1		1	13
C118A	43	43	33	5				8	20			10	9		1	
VC118A	50	50	41	2				25	14			9	7		2	
C118	93	93	74	7				33	34			19	16		3	
C131A	26	26	24	4				4	16			2	1		1	

TABLE 37 - USAF AEROSPACE VEHICLE INVENTORY BY FUNCTIONAL DISTRIBUTION - 30 JUNE 1972

MISSION DESIGN SERIES	TOTAL	ACTIVE										IN- ACT- IVE TOTAL		
		TOTAL ACTIVE	OPERATING					NON-OPERATING						
			TOTAL OPER- ATING ACTIVE	TAC. & COM SUPP	TRNG	OPER SUPP	ADMIN	SPEC ACTY UTIL TRAN	TEST & TEST SUPP	TOTAL NON- OPER. ACT	MAINT MOD IRAN		OTHER	
* U.S. AIR FORCE CARGO														*
C 47A	15	10	10	4					6					5
VC 47A	4	3	2						2					1
C 47C	65	25	22	2	14				4		3		3	40
VC 47C	13	8	5		2				3		3		3	5
C 47	97	46	39	6	18				15		7		7	51
C117E	2													2
VC117E	1													1
C117	3													3
VT 29A	22	22	21				2	19		1	1			
VT 29B	61	61	55				6	49		6	3	3		
NVT 29E	2	2	2					2						
VT 29C	28	28	25				4	21		3	2	1		
VT 29C	56	53	53				14	39						3
T 29	169	166	156				26	130		10	6	4		3
CARGO LIGHT RCP	326	261	235	37	27		26	145		26	13	13		65
VC 6A	1	1	1	1										
C 6	1	1	1	1										
CARGO LIGHT TUR	1	1	1	1										
C140A	4	4	3	3						1	1			
C140B	1	1								1	1			
VC140B	10	10	9	9						1		1		
C140	15	15	12	12						3	2	1		
CARGO LIGHT JET	15	15	12	12						3	2	1		
CARGO LIGHT	342	277	248	50	27		26	145		29	15	14		65

[REDACTED]

TABLE 37 - USAF AEROSPACE VEHICLE INVENTORY BY FUNCTIONAL DISTRIBUTION - 30 JUNE 1972

MISSION DESIGN SERIES	TOTAL	ACTIVE										IN- ACT- IVE TOTAL		
		TOTAL ACTIVE	OPERATING						NON-OPERATING					
			TOTAL OPER- ATING ACTIVE	TAC. & COM SUPP	TRNG	OPER SUPP	ADMIN	SPEC ACTY UTIL TRAN	TEST & TEST SUPP	TOTAL NON- OPER. ACT	MAINT MOD IRAN		OTHER	
U.S. AIR FORCE CARGO														
C123B	7	3	3	1					2					4
C123K	33	30	21	11	10					9	7	2		3
NC123K	2	2								2	2			
VC123K	1	1								1	1			
C123	43	36	24	12	10				2	12	10	2		7
CARGO ASLT RCP	43	36	24	12	10				2	12	10	2		7
CARGO ASLT	43	36	24	12	10				2	12	10	2		7
CARGO	1515	1325	1152	490	75		89	246	48	173	127	46		190

[REDACTED]

TABLE 37.—USAF AEROSPACE VEHICLE INVENTORY BY FUNCTIONAL DISTRIBUTION — 30 JUNE 1972

MISSION DESIGN SERIES	TOTAL	ACTIVE											IN-ACTIVE TOTAL	
		TOTAL ACTIVE	OPERATING						NON-OPERATING					
			TOTAL OPERATING ACTIVE	TAC. & COM SUPP	TRNG	OPER SUPP	ADMIN	SPEC ACTY UTIL TRAN	TEST & TEST SUPP	TOTAL NON-OPER. ACT	MAINT MOD IRAN	OTHER		
U.S. AIR FORCE TRAINER														
TC 47C	2	2	2			2								
C 47	2	2	2			2								
T 28A	51	34	33			33					1		1	17
T 28B	21	21	21			21								
T 28C	5	5	5			4				1				
T 28	77	60	59			58				1	1		1	17
T 29A	6	5	4	1		1			2		1	1		1
NT 29A	1	1	1	1										
T 29B	20	12	9			2	1		6		3	1	2	8
T 29C	80	80	77			76			1		3	3		
T 29C	19	19	18			17			1		1	1		
T 29	126	117	109	2		96	1		10		8	6	2	9
T 34A	25													25
T 34	25													25
T 41A	184													184
T 41C	52	39	39			39								13
T 41	236	39	39			39								197
TRAINER RCP	466	218	209	2		195	1		10	1	9	6	3	248
T 33A	681	327	291	147		62	77			5	36	19	17	354
CT 33A	9	3	3							3				6
NT 33A	1	1	1							1				
T 33B	1													1
T 33	692	331	295	147		62	77			9	36	19	17	361
T 37B	779	749	735	2		729				4	14	12	2	30
T 37	779	749	735	2		729				4	14	12	2	30

TABLE 37|— USAF AEROSPACE VEHICLE INVENTORY BY FUNCTIONAL DISTRIBUTION |— 30 JUNE 1972

MISSION DESIGN SERIES	TOTAL	ACTIVE											IN- ACT- IVE TOTAL	
		TOTAL ACTIVE	OPERATING						NON-OPERATING					
			TOTAL OPER- ATING ACTIVE	TAC. & COM SUPP	TRNG	OPER SUPP	ADMIN	SPEC ACTY UTIL TRAN	TEST & TEST SUPP	TOTAL NON- OPER. ACT	MAINT MOD IRAN	OTHER		
* U.S. AIR FORCE TRAINER														*
T 38A	1047	1016	993	5	972				1	15	23	20	3	31
NT 38A	1	1	1	1										
T 38	1048	1017	994	6	972				1	15	23	20	3	31
T 39A	131	131	99	1	2		19	76	1	32	27	5		
NT 39A	1	1								1			1	
T 39B	4	4	4					4						
T 39F	3	3	3		2			1						
T 39	139	139	106	1	4		19	81	1	33	27	6		
TRAINER	JET	2658	2236	2130	156	1767	77	19	82	29	106	78	28	422
TRAINER		3124	2454	2339	158	1962	78	19	92	30	115	84	31	670
TRAINER		3124	2454	2339	158	1962	78	19	92	30	115	84	31	670

CONFIDENTIAL

TABLE 37 - USAF AEROSPACE VEHICLE INVENTORY BY FUNCTIONAL DISTRIBUTION - 30 JUNE 1972													
MISSION DESIGN SERIES	TOTAL	ACTIVE										IN- ACT- IVE TOTAL	
		TOTAL ACTIVE	OPERATING						NON-OPERATING				
			TOTAL OPER- ATING ACTIVE	TAC. & COM SUPP	TRNG	OPER SUPP	ADMIN	SPEC ACTY UTIL TRAN	TEST & TEST SUPP	TOTAL NON- OPER. ACT	MAINT MOD IRAN		OTHER
* U.S. AIR FORCE OBSERVE												*	
G 1A	16											16	
TC 1A	1											1	
O 1	17											17	
G 2A	247	219	209	171	32			5	1	10	2	8	28
C 2B	29	18	18	2		10		6					11
G 2	276	237	227	173	32	10		11	1	10	2	8	39
OBSERVE RCP	293	237	227	173	32	10		11	1	10	2	8	56
OBSERVE	293	237	227	173	32	10		11	1	10	2	8	56
OBSERVE	293	237	227	173	32	10		11	1	10	2	8	56

TABLE 37 - USAF AEROSPACE VEHICLE INVENTORY BY FUNCTIONAL DISTRIBUTION - 30 JUNE 1972

MISSION DESIGN SERIES	TOTAL	ACTIVE										IN- ACT- IVE TOTAL		
		TOTAL ACTIVE	OPERATING						NON-OPERATING					
			TOTAL OPER- ATING ACTIVE	TAC. &COM SUPP	TRNG	OPER SUPP	ADMIN	SPEC ACTY BUTIL TRAN	TEST & TEST SUPP	TOTAL NON- OPER. ACT	MAINT MOD IRAN		OTHER	
* U.S. AIR FORCE HELICOP *														
HH 19E	2	2										2	2	
UH 19E	3											2	2	3
H 19	5	2										2	2	3
UH 21E	1	1										1	1	
H 21	1	1										1	1	
UH 34C	30													30
H 34	30													30
HELICCP RCP	36	3										3	3	33
UH 1C	1	1										1	1	
TH 1F	25	25	25	8	16				1			1		
UH 1F	69	69	68	63					2	3		1	1	
HH 1F	1	1										1	1	
UH 1A	77	77	65	47	12		1			5		12	2	10
UH 1P	21	21	21	20						1		1		
H 1	194	194	179	138	28		1	3		9		15	3	12
CH 3E	5	5	3							3		2	2	
CH 3C	2	1								1		1		1
CH 3E	51	46	41	31	8					2		5	2	3
HH 3E	42	42	40	34	6					2		2	2	
H 3	100	94	84	65	14					5		10	6	4
HH 43F	147	147	140	125	15							7	1	6
H 43	147	147	140	125	15							7	1	6
HH 53B	6	6	5		4					1		1	1	
CH 53C	17	17	15	11	4							2	2	
HH 53C	32	32	29	22	6					1		3	3	
H 53	55	55	49	33	14					2		6	6	
HELICCP TUR	496	490	452	361	71		1	3		16		38	16	22
HELICCP.	532	493	452	361	71		1	3		16		41	16	25
HELICCP	532	493	452	361	71		1	3		16		41	16	25

TABLE 37 - USAF AEROSPACE VEHICLE INVENTORY BY FUNCTIONAL DISTRIBUTION - 30 JUNE 1972

MISSION DESIGN SERIES	TOTAL	ACTIVE											IN- ACT- IVE TOTAL	
		TOTAL ACTIVE	OPERATING					NON-OPERATING						
			TOTAL OPER- ATING ACTIVE	TAC. & COM SUPP	TRNG	OPER SUPP	ADMIN	SPEC ACTY UTIL TRAN	TEST & TEST SUPP	TOTAL NON- OPER. ACT	MAINT MOD IRAN	OTHER		
U.S. AIR FORCE ATTACK														*
A 26A	13													13
A 26	13													13
ATTACK TACT RCP	13													13
AC130A	14	14	10	6	3					1	4	3	1	
C130	14	14	10	6	3					1	4	3	1	
ATTACK TACT TUR	14	14	10	6	3					1	4	3	1	
A 3A	1	1									1		1	
A 3	1	1									1		1	
A 37A	6													6
A 37B	63	63	45	28	12					5	18	8	10	6
A 37	69	63	45	28	12					5	18	8	10	6
AC119K	23	23	22	15	7						1	1		
C119	23	23	22	15	7						1	1		
AT 33A	34	32	32		32									2
T 33	34	32	32		32									2
ATTACK TACT JET	127	119	99	43	51					5	20	9	11	8
ATTACK TACT	154	133	109	49	54					6	24	12	12	21
A 7C	231	229	208	144	56					8	21	18	3	2
YA 7C	2	2	1							1	1		1	
A 7	233	231	209	144	56					9	22	18	4	2
ATTACK LIGHT TUR	233	231	209	144	56					9	22	18	4	2
ATTACK LIGHT	233	231	209	144	56					9	22	18	4	2
ATTACK	387	364	318	193	110					15	46	30	16	23

TABLE 37 - USAF AEROSPACE VEHICLE INVENTORY BY FUNCTIONAL DISTRIBUTION - 30 JUNE 1972

MISSION DESIGN SERIES	TOTAL	ACTIVE											IN-ACTIVE TOTAL	
		TOTAL ACTIVE	OPERATING						NON-OPERATING					
			TOTAL OPERATING ACTIVE	TAC. & COM SUPP	TRNG	OPER SUPP	ADMIN	SPEC ACTY BUTIL TRAN	TEST & TEST SUPP	TOTAL NON-OPER. ACT	MAINT MOD IRAN	OTHER		
* U.S. AIR FORCE UTILITY														*
U 1A	3	3	3								3			
U 1	3	3	3								3			
U 3A	22	4	2								2		2	18
U 3B	5	5	5		2						3			
U 3	27	9	7		2						5		2	18
U 4B	2	2	2				2							
U 4	2	2	2				2							
U 6A	146													146
U 6	146													146
U 7A	3													3
U 7	3													3
U 10A	3													3
U 10B	16	2	2		2									14
U 10C	8													8
U 10	27	2	2		2									25
U 18A	3	1									1		1	2
U 18B	4													4
U 18	7	1									1		1	6
UTILITY RCP	215	17	14		4		2				8		3	198
AU 23A	14	8									8		8	6
U 23	14	8									8		8	6
AU 24A	15	9									9		9	6
U 24	15	9									9		9	6
UTILITY TUR	29	17											17	12
UTILITY	244	34	14		4		2				8		20	210

[REDACTED]

TABLE 37 — USAF AEROSPACE VEHICLE INVENTORY BY FUNCTIONAL DISTRIBUTION — 30 JUNE 1972

MISSION DESIGN SERIES	TOTAL	ACTIVE										IN- ACT- IVE TOTAL	
		TOTAL ACTIVE	OPERATING						NON-OPERATING				
			TOTAL OPER- ATING ACTIVE	TAC. & COM SUPP	TRNG	OPER SUPP	ADMIN	SPEC ACTY & UTIL TRAN	TEST & TEST SUPP	TOTAL NON- OPER. ACT	MAINT MOD IRAN		OTHER
* U.S. AIR FORCE UTILITY													*
UC123K	17	17	15	9				5	1	2	1	1	
C123	17	17	15	9				5	1	2	1	1	
UTILITY ASLT RCP	17	17	15	9				5	1	2	1	1	
UTILITY ASLT	17	17	15	9				5	1	2	1	1	
UTILITY	261	51	29	13	2			13	1	22	1	21	210

Source: Directorate of Air Staff Systems, Air Force Data Services Center, AFDA.

[REDACTED]

TABLE 38 - FUNCTIONAL DISTRIBUTION OF USAF AIRCRAFT BY MISSION, WORLD-WIDE, AT END OF QUARTER - FY 1972

MISSION OF AIRCRAFT	AIRCRAFT TOTAL	ACTIVE											INACTIVE TOTAL
		Total	Operating						Non-Operating				
			Total	Tactical and Combat Support	Training	Operational Support	Administrative	Special Activity and Utility Transport	Test and Test Support	Total	Maintenance, Modification and IRAN	Other	
30 SEPTEMBER 1971													
TOTAL	11,485	10,081	8,924	5,084	2,938	92	111	437	262	1,157	738	419	1,404
Bomber	737	575	508	482	9	-	-	2	15	67	56	11	162
Tanker	664	663	628	616	-	-	-	-	12	35	34	1	1
Fighter	2,830	2,597	2,161	1,606	472	-	-	8	75	436	260	176	233
Reconnaissance	840	815	696	595	78	-	-	-	23	119	81	38	25
Search and Rescue	94	81	67	57	6	-	-	2	2	14	12	2	10
Special Research	2	-	-	-	-	-	-	-	-	-	-	-	2
Cargo	1,680	1,536	1,310	766	105	-	91	287	61	226	155	71	144
Trainer	3,221	2,601	2,492	183	2,049	92	19	111	38	109	67	42	620
Helicopter	634	522	463	363	71	-	1	4	24	59	28	31	112
Attack	337	317	275	165	101	-	-	-	9	42	22	20	20
Utility	135	73	55	31	7	-	-	15	2	18	12	6	62
Observer	311	301	269	220	40	-	-	8	1	32	11	21	10
31 DECEMBER 1971													
TOTAL	11,459	9,900	8,849	5,043	2,924	99	105	419	259	1,051	691	360	1,559
Bomber	731	568	509	486	9	-	-	-	14	59	52	7	163
Tanker	661	660	631	618	-	-	-	-	13	29	29	-	1
Fighter	2,877	2,509	2,093	1,534	472	-	-	6	81	416	255	161	368
Reconnaissance	814	801	686	596	70	-	-	-	20	115	79	36	13
Search and Rescue	97	80	66	55	6	-	-	2	3	14	12	2	17
Special Research	2	-	-	-	-	-	-	-	-	-	-	-	2
Cargo	1,657	1,504	1,289	758	111	-	85	278	57	215	145	70	153
Trainer	3,213	2,566	2,473	184	2,034	99	18	103	35	93	71	22	647
Helicopter	625	513	456	357	71	-	2	3	23	57	26	31	112
Attack	364	343	321	207	104	-	-	-	10	22	9	13	21
Utility	126	68	53	28	7	-	-	16	2	15	7	8	58
Observer	292	288	272	220	40	-	-	11	1	16	6	10	4

DOWNGRADED TO:
 DECLASSIFY ON: 31 DEC 1974
 CLASSIFIED BY: DSC
 AUTH: AFM 65-110, 26 JUN 1968

TABLE 38 - FUNCTIONAL DISTRIBUTION OF USAF AIRCRAFT BY MISSION, WORLD-WIDE, AT END OF QUARTER - FY 1972 (CONTINUED)

MISSION OF AIRCRAFT	AIRCRAFT TOTAL	ACTIVE											INACTIVE TOTAL
		Total	Operating							Non-Operating			
			Total	Tactical and Combat Support	Training	Operational Support	Administrative	Special Activity and Utility Transport	Test and Test Support	Total	Maintenance, Modification and IRAN	Other	
31 MARCH 1972													
TOTAL	11,395	9,676	8,381	4,706	2,823	95	108	410	239	1,295	929	366	1,719
Bomber	730	578	510	485	10	-	-	-	15	68	56	12	152
Tanker	660	659	599	587	-	-	-	-	12	60	58	2	1
Fighter	2,856	2,463	2,029	1,484	460	-	-	8	77	434	281	153	393
Reconnaissance	799	767	658	571	68	-	-	-	19	109	79	30	32
Search and Rescue	101	80	64	54	6	-	-	2	2	16	13	3	21
Special Research	2	-	-	-	-	-	-	-	-	-	-	-	2
Cargo	1,585	1,413	1,208	707	87	-	88	280	46	205	145	60	172
Trainer	3,176	2,525	2,422	184	2,008	86	18	95	31	103	76	27	651
Helicopter	606	504	443	348	67	-	2	3	23	61	17	44	102
Attack	377	355	155	72	70	-	-	-	13	200	197	3	22
Utility	209	69	44	23	7	-	-	14	-	25	5	20	140
Observer	294	263	249	191	40	9	-	8	1	14	2	12	31
30 JUNE 1972													
TOTAL	10,971	9,255	8,254	4,694	2,769	88	109	374	220	1,001	677	324	1,716
Bomber	711	558	476	465	-	-	-	-	11	82	63	19	153
Tanker	660	660	611	598	-	-	-	-	13	49	47	2	-
Fighter	2,575	2,288	1,940	1,420	445	-	-	7	68	348	221	127	287
Reconnaissance	811	750	652	574	62	-	-	-	16	98	76	22	61
Search and Rescue	101	75	58	49	6	-	-	2	1	17	10	7	26
Special Research	1	-	-	-	-	-	-	-	-	-	-	-	1
Cargo	1,515	1,325	1,152	690	79	-	89	246	48	173	127	46	190
Trainer	3,124	2,454	2,339	158	1,962	78	19	92	30	115	84	31	670
Helicopter	532	493	452	361	71	-	1	3	16	41	16	25	39
Attack	387	364	318	193	110	-	-	-	15	46	30	16	23
Utility	261	51	29	13	2	-	-	13	1	22	1	21	210
Observer	293	237	227	173	32	10	-	11	1	10	2	8	56

Source: Directorate of Air Staff Systems, Air Force Data Services Center, AFDA.

TABLE 39 - FUNCTIONAL DISTRIBUTION OF USAF AIRCRAFT AT END OF QUARTER, AND HOURS FLOWN DURING QUARTER, BY COMMAND, WORLD-WIDE - FY 1972

COMMAND	TOTAL FLYING HOURS	TOTAL	ACTIVE										INACTIVE TOTAL	
			Total Active	Operating							Non-Operating			
				Total	Tactical and Combat Support	Training	Operational Support	Administrative	Special Activity and Utility Transport	Test and Test Support	Total	Maintenance, Modification and IRAN		Other
30 SEPTEMBER 1971														
<u>TOTAL</u>	1,280,136	11,485	10,081	8,924	5,084	2,938	92	111	437	262	1,157	738	419	1,404
Aerospace Defense Command	56,704	551	546	495	355	93	-	5	42	-	51	38	13	5
Air Force Communications Service	3,495	20	20	19	15	-	-	1	3	-	1	1	-	-
Air Force Logistics Command	10,882	1,559	403	68	6	1	13	9	28	11	335	226	109	1,156
Air Force Systems Command	22,956	438	417	317	-	32	2	9	24	250	100	36	64	21
Air Training Command	312,383	2,261	2,077	1,992	4	1,963	-	7	18	-	85	39	46	184
Air University	2,351	18	17	16	-	-	7	2	7	-	1	1	-	1
Alaskan Air Command	7,757	86	86	72	66	-	-	2	4	-	14	5	9	-
Headquarters Command, USAF	21,464	127	126	118	17	3	37	23	37	1	8	7	1	1
Military Airlift Command	188,116	819	811	731	594	97	-	9	31	-	80	70	10	8
Pacific Air Forces	229,018	1,339	1,336	1,188	1,117	-	1	7	63	-	148	74	74	3
Strategic Air Command	168,634	1,352	1,343	1,302	1,213	2	1	5	81	-	41	39	2	9
Tactical Air Command	193,072	2,162	2,158	1,922	1,093	747	29	12	41	-	236	181	55	4
U S Air Forces In Europe	59,288	706	700	646	578	-	2	18	48	-	54	21	33	6
USAF Security Services	1,042	6	6	4	-	-	-	-	4	-	2	-	2	-
USAF Southern Command	2,974	40	35	34	26	-	-	2	6	-	1	-	1	5
United States Air Force Academy	-	1	-	-	-	-	-	-	-	-	-	-	-	1
31 DECEMBER 1971														
<u>TOTAL</u>	1,170,776	11,459	9,900	8,849	5,043	2,924	99	105	419	259	1,051	691	360	1,559
Aerospace Defense Command	54,220	549	542	488	355	88	-	6	39	-	54	47	7	7
Air Force Communications Service	3,280	19	19	18	14	-	-	1	3	-	1	1	-	-
Air Force Logistics Command	11,137	1,668	349	71	11	1	15	9	23	12	278	183	95	1,319
Air Force Systems Command	20,847	413	396	309	-	30	3	8	22	246	87	33	54	17
Air Training Command	267,572	2,233	2,051	1,978	4	1,947	-	8	19	-	73	43	30	182
Air University	2,590	18	17	16	-	-	7	3	6	-	1	1	-	1
Alaskan Air Command	7,474	82	82	80	77	-	-	2	1	-	2	2	-	-

DOWNGRADED TO:
 DECLASSIFY ON: 31 DEC 1974
 CLASSIFIED BY: DSC
 AUTH: AFM 65-110, 26 JUN 1968

TABLE 39 - FUNCTIONAL DISTRIBUTION OF USAF AIRCRAFT AT END OF QUARTER, AND HOURS FLOWN DURING QUARTER, BY COMMAND, WORLD-WIDE - FY 1972 (CONTINUED)

COMMAND	TOTAL FLYING HOURS	TOTAL	ACTIVE											INACTIVE TOTAL
			Total Active	Operating							Non-Operating			
				Total	Tactical and Combat Support	Training	Operational Support	Administrative	Special Activity and Utility Transport	Test and Test Support	Total	Maintenance, Modification and IRAN	Other	
31 DECEMBER 1971														
Headquarters Command, USAF . . .	20,532	126	125	118	16	3	37	23	38	1	7	7	-	1
Military Airlift Command	179,870	828	821	717	585	98	-	6	28	-	104	77	27	7
Pacific Air Forces	204,977	1,237	1,237	1,119	1,058	-	2	5	54	-	118	59	59	-
Strategic Air Command	159,037	1,347	1,338	1,305	1,215	3	2	4	81	-	33	31	2	9
Tactical Air Command	188,543	2,194	2,191	1,981	1,140	754	30	13	44	-	210	176	34	3
U S Air Forces In Europe	47,098	699	691	613	544	-	3	16	50	-	78	29	49	8
USAF Security Services	910	8	8	5	-	-	-	-	5	-	3	1	2	-
USAF Southern Command	2,689	37	33	31	24	-	-	1	6	-	2	1	1	4
United States Air Force Academy . .	-	1	-	-	-	-	-	-	-	-	-	-	-	1
31 MARCH 1972														
<u>TOTAL</u>	<u>1,234,025</u>	<u>11,395</u>	<u>9,676</u>	<u>8,381</u>	<u>4,706</u>	<u>2,823</u>	<u>95</u>	<u>108</u>	<u>410</u>	<u>239</u>	<u>1,295</u>	<u>929</u>	<u>366</u>	<u>1,719</u>
Aerospace Defense Command	53,148	532	527	458	335	81	-	5	37	-	69	48	21	5
Air Force Communications Service . . .	3,339	18	18	16	13	-	-	-	3	-	2	2	-	-
Air Force Logistics Command	10,994	1,848	335	73	10	1	15	11	23	13	262	184	78	1,513
Air Force Systems Command	22,493	397	382	289	2	28	3	9	22	225	93	45	48	15
Air Training Command	298,548	2,183	2,026	1,959	4	1,929	-	8	18	-	67	40	27	157
Air University	2,627	19	18	18	-	-	7	3	8	-	-	-	-	1
Alaskan Air Command	8,350	84	84	78	74	-	-	2	2	-	6	5	1	-
Headquarters Command, USAF	20,822	112	111	102	18	1	24	22	36	1	9	8	1	1
Military Airlift Command	182,937	835	828	734	601	93	-	9	31	-	94	72	22	7
Pacific Air Forces	202,237	1,129	1,127	992	930	-	11	5	46	-	135	68	67	2
Strategic Air Command	182,086	1,336	1,327	1,273	1,183	3	2	5	80	-	54	51	3	9
Tactical Air Command	193,013	2,171	2,168	1,760	985	687	30	12	46	-	408	350	58	3
U S Air Forces In Europe	49,759	687	686	594	529	-	3	15	47	-	92	53	39	1
USAF Security Services	886	7	7	6	-	-	-	-	6	-	1	-	1	-
USAF Southern Command	2,786	35	32	29	22	-	-	2	5	-	3	3	-	3
United States Air Force Academy . .	-	2	-	-	-	-	-	-	-	-	-	-	-	2

TABLE 39 -- FUNCTIONAL DISTRIBUTION OF USAF AIRCRAFT AT END OF QUARTER, AND HOURS FLOWN DURING QUARTER, BY COMMAND, WORLD-WIDE -- FY 1972 (CONTINUED)

COMMAND	TOTAL FLYING HOURS	TOTAL	ACTIVE										INACTIVE TOTAL	
			Total Active	Operating						Non-Operating				
				Total	Tactical and Combat Support	Training	Operational Support	Administrative	Special Activity and Utility Transport	Test and Test Support	Total	Maintenance, Modification and IRAN		Other
30 JUNE 1972														
TOTAL	1,284,606	10,971	9,255	8,254	4,694	2,769	88	109	374	220	1,001	677	324	1,716
Aerospace Defense Command	46,076	479	475	424	308	81	-	6	29	-	51	41	10	4
Air Force Communications Service	2,953	17	17	15	12	-	-	1	2	-	2	2	-	-
Air Force Logistics Command	10,183	1,774	299	68	3	1	14	10	24	16	231	142	89	1,475
Air Force Systems Command	20,056	380	366	261	1	27	3	8	18	204	105	42	63	14
Air Training Command	287,118	2,151	1,973	1,913	4	1,884	-	7	18	-	60	34	26	178
Air University	2,235	17	16	13	-	-	4	3	6	-	3	2	1	1
Alaskan Air Command	8,801	84	84	80	76	-	-	2	2	-	4	3	1	-
Headquarters Command, USAF	17,669	99	98	89	19	-	19	21	30	-	9	8	1	1
Military Airlift Command	212,092	819	808	729	594	98	-	8	29	-	79	61	18	11
Pacific Air Forces	193,258	1,022	1,010	903	849	-	12	8	34	-	107	77	30	12
Strategic Air Command	225,656	1,353	1,344	1,280	1,190	2	2	6	80	-	64	62	2	9
Tactical Air Command	199,873	2,064	2,061	1,860	1,096	676	31	12	45	-	201	147	54	3
U S Air Forces in Europe	55,432	674	672	597	531	-	3	16	47	-	75	53	22	2
USAF Security Services	934	7	7	5	-	-	-	-	5	-	2	-	2	-
USAF Southern Command	2,270	29	25	17	11	-	-	1	5	-	8	3	5	4
United States Air Force Academy	-	2	-	-	-	-	-	-	-	-	-	-	-	2

Source: Directorate of Air Staff Systems, Air Force Data Services Center, AFDA.

TABLE 40 - FUNCTIONAL DISTRIBUTION OF USAF MISSILES AND DRONES BY MISSION, DESIGN, AND SERIES, WORLD-WIDE, BY QUARTER - FY 1972

MISSION, DESIGN AND SERIES	MISSILE TOTAL	ACTIVE							INACTIVE TOTAL
		Total	Operating			Non-Operating			
			Total	Tactical and Combat Support	Training	Test and Test Support	Total	Maintenance, Modification and IRAN	

30 SEPTEMBER 1971

<u>MISSILE - TOTAL</u>	<u>2,345</u>	<u>2,150</u>	<u>1,741</u>	<u>1,683</u>	<u>42</u>	<u>16</u>	<u>409</u>	<u>34</u>	<u>375</u>	<u>195</u>
<u>STRATEGIC - TOTAL</u>	<u>2,084</u>	<u>1,966</u>	<u>1,565</u>	<u>1,549</u>	<u>1</u>	<u>15</u>	<u>401</u>	<u>33</u>	<u>368</u>	<u>118</u>
CGM-16E (Atlas)	23	-	-	-	-	-	-	-	-	23
HGM-16F (Atlas)	28	4	1	-	-	1	3	3	-	24
PGM-17A (Thor)	5	5	-	-	-	-	5	5	-	-
ADM-20C (Quail)	430	430	430	430	-	-	-	-	-	-
LGM-25C (Titan)	67	58	53	53	-	-	5	-	5	9
AGM-28A (Hound Dog)	28	1	-	-	-	-	1	-	1	27
AGM-28B (Hound Dog)	342	342	340	340	-	-	2	-	2	-
LGM-30A (Minuteman)	24	23	7	7	-	-	16	16	-	1
LGM-30B (Minuteman)	431	408	379	376	1	2	29	3	26	23
LGM-30F (Minuteman)	550	539	342	333	-	9	197	6	191	11
LGM-30G (Minuteman)	156	156	13	10	-	3	143	-	143	-
<u>TACTICAL - TOTAL</u>	<u>58</u>	<u>38</u>	<u>38</u>	<u>-</u>	<u>37</u>	<u>1</u>	<u>-</u>	<u>-</u>	<u>-</u>	<u>20</u>
MGM-13A (Mace)	1	1	1	-	-	1	-	-	-	-
CGM-13B (Mace)	57	37	37	-	37	-	-	-	-	20
<u>AIR DEFENSE - TOTAL</u>	<u>203</u>	<u>146</u>	<u>138</u>	<u>134</u>	<u>4</u>	<u>-</u>	<u>8</u>	<u>1</u>	<u>7</u>	<u>57</u>
CIM-10A (Bomarc)	6	5	3	-	3	-	2	-	2	1
CIM-10B (Bomarc)	197	141	135	134	1	-	6	1	5	56
<u>DRONE TOTAL</u>	<u>439</u>	<u>403</u>	<u>118</u>	<u>17</u>	<u>68</u>	<u>33</u>	<u>285</u>	<u>8</u>	<u>277</u>	<u>36</u>
<u>MISSILE DRONE - TOTAL</u>	<u>413</u>	<u>378</u>	<u>99</u>	<u>2</u>	<u>65</u>	<u>32</u>	<u>279</u>	<u>4</u>	<u>275</u>	<u>35</u>
CQM-10A	8	8	6	-	6	-	2	-	2	-
MQM-13B	2	2	2	-	2	-	-	-	-	-
BQM-34A	403	368	91	2	57	32	277	4	273	35
<u>AIRCRAFT DRONE - TOTAL</u>	<u>26</u>	<u>25</u>	<u>19</u>	<u>15</u>	<u>3</u>	<u>1</u>	<u>6</u>	<u>4</u>	<u>2</u>	<u>1</u>
QF-104A	1	-	-	-	-	-	-	-	-	1
QU-22B	25	25	19	15	3	1	6	4	2	-

31 DECEMBER 1971

<u>MISSILE - TOTAL</u>	<u>2,333</u>	<u>2,115</u>	<u>1,682</u>	<u>1,629</u>	<u>37</u>	<u>16</u>	<u>433</u>	<u>30</u>	<u>403</u>	<u>218</u>
<u>STRATEGIC - TOTAL</u>	<u>2,077</u>	<u>1,936</u>	<u>1,509</u>	<u>1,494</u>	<u>-</u>	<u>15</u>	<u>427</u>	<u>30</u>	<u>397</u>	<u>141</u>
CGM-16E (Atlas)	23	-	-	-	-	-	-	-	-	23
HGM-16F (Atlas)	27	4	1	-	-	1	3	3	-	23

DOWNGRADED TO:
 DECLASSIFY ON: 31 DEC 1974
 CLASSIFIED BY: **DSC**
 AUTH: AFM 65-110, 26 JUN 1968

TABLE 40 - FUNCTIONAL DISTRIBUTION OF USAF MISSILES AND DRONES BY MISSION, DESIGN, AND SERIES, WORLD-WIDE, BY QUARTER - FY 1972 (CONTINUED)

MISSION, DESIGN AND SERIES	MIS-SILE TOTAL	ACTIVE							INACTIVE TOTAL	
		Total	Operating			Non-Operating				
			Total	Tactical and Combat Support	Training	Test and Test Support	Total	Maintenance, Modification and IRAN		Other
31 DECEMBER 1971 (Continued)										
STRATEGIC - TOTAL - (Contd)										
PGM-17A (Thor)	1	1	-	-	-	-	1	1	-	-
ADM-20C (Quail)	430	430	430	430	-	-	-	-	-	-
LGM-25C (Titan)	67	59	54	54	-	-	5	-	5	8
AGM-28A (Hound Dog)	28	2	-	-	-	-	2	-	2	26
AGM-28B (Hound Dog)	342	342	340	340	-	-	2	-	2	-
LGM-30A (Minuteman)	24	23	7	7	-	-	16	16	-	1
LGM-30B (Minuteman)	413	376	362	360	-	2	14	3	11	37
LGM-30F (Minuteman)	548	525	303	294	-	9	222	6	216	23
LGM-30G (Minuteman)	174	174	12	9	-	3	162	1	161	-
TACTICAL - TOTAL	54	34	34	-	33	1	-	-	-	20
MGM-13A (Mace)	1	1	1	-	-	1	-	-	-	-
CGM-13B (Mace)	53	33	33	-	33	-	-	-	-	20
AIR DEFENSE - TOTAL	202	145	139	135	4	-	6	-	6	57
CIM-10A (Bomarc)	6	5	3	-	3	-	2	-	2	1
CIM-10B (Bomarc)	196	140	136	135	1	-	4	-	4	56
DRONE - TOTAL	436	401	111	15	61	35	290	11	279	35
MISSILE DRONE - TOTAL	409	375	93	2	58	33	282	4	278	34
CGM-10A	5	5	4	-	4	-	1	-	1	-
BQM-34A	401	367	88	2	54	32	279	4	275	34
BQM-34F	3	3	1	-	-	1	2	-	2	-
AIRCRAFT DRONE - TOTAL	27	26	18	13	3	2	8	7	1	1
QF-104A	2	1	1	-	-	1	-	-	-	1
QU-22B	25	25	17	13	3	1	8	7	1	-
31 MARCH 1972										
MISSILE - TOTAL	2,325	2,114	1,580	1,528	36	16	534	26	508	211
STRATEGIC - TOTAL	2,070	1,936	1,462	1,447	-	15	474	26	448	134
CGM-16E (Atlas)	23	-	-	-	-	-	-	-	-	23
HGM-16F (Atlas)	26	4	1	-	-	1	3	3	-	22
ADM-20C (Quail)	424	424	424	424	-	-	-	-	-	-
LGM-25C (Titan)	67	59	54	54	-	-	5	-	5	8
AGM-28A (Hound Dog)	27	1	-	-	-	-	1	-	1	26
AGM-28B (Hound Dog)	342	342	340	340	-	-	2	-	2	-
LGM-30A (Minuteman)	24	23	7	7	-	-	16	16	-	1

TABLE 40 - FUNCTIONAL DISTRIBUTION OF USAF MISSILES AND DRONES BY MISSION, DESIGN, AND SERIES, WORLD-WIDE, BY QUARTER - FY 1972 (CONTINUED)

MISSION, DESIGN AND SERIES	MIS-SILE TOTAL	ACTIVE								INACTIVE TOTAL
		Total	Operating				Non-Operating			
			Total	Tactical and Combat Support	Training	Test and Test Support	Total	Maintenance, Modification and IRAN	Other	

31 MARCH 1972 (Continued)

<u>STRATEGIC - TOTAL - (Contd)</u>										
LGM-30B (Minuteman) . . .	388	349	336	334	-	2	13	1	12	39
LGM-30F (Minuteman) . . .	549	534	288	279	-	9	246	6	240	15
LGM-30G (Minuteman) . . .	200	200	12	9	-	3	188	-	188	-
<u>TACTICAL - TOTAL</u>	<u>53</u>	<u>33</u>	<u>33</u>	<u>-</u>	<u>32</u>	<u>1</u>	<u>-</u>	<u>-</u>	<u>-</u>	<u>20</u>
MGM-13A (Mace)	1	1	1	-	-	1	-	-	-	-
CGM-13B (Mace)	52	32	32	-	32	-	-	-	-	20
<u>AIR DEFENSE - TOTAL</u>	<u>202</u>	<u>145</u>	<u>85</u>	<u>81</u>	<u>4</u>	<u>-</u>	<u>60</u>	<u>-</u>	<u>60</u>	<u>57</u>
CIM-10A (Bomarc)	6	5	3	-	3	-	2	-	2	1
CIM-10B (Bomarc)	196	140	82	81	1	-	58	-	58	56
<u>DRONE - TOTAL</u>	<u>442</u>	<u>409</u>	<u>115</u>	<u>22</u>	<u>57</u>	<u>36</u>	<u>294</u>	<u>6</u>	<u>288</u>	<u>33</u>
<u>MISSILE DRONE - TOTAL</u>	<u>415</u>	<u>383</u>	<u>91</u>	<u>2</u>	<u>55</u>	<u>34</u>	<u>292</u>	<u>4</u>	<u>288</u>	<u>32</u>
CQM-10A	5	5	4	-	4	-	1	-	1	-
BQM-34A	406	374	84	2	51	31	290	4	286	32
BQM-34F	4	4	3	-	-	3	1	-	1	-
<u>AIRCRAFT DRONE - TOTAL</u>	<u>27</u>	<u>26</u>	<u>24</u>	<u>20</u>	<u>2</u>	<u>2</u>	<u>2</u>	<u>2</u>	<u>-</u>	<u>1</u>
QF-104A	2	1	1	-	-	1	-	-	-	1
QU-22B	25	25	23	20	2	1	2	2	-	-

30 JUNE 1972

<u>MISSILE - TOTAL</u>	<u>2,325</u>	<u>2,103</u>	<u>1,538</u>	<u>1,489</u>	<u>34</u>	<u>15</u>	<u>565</u>	<u>29</u>	<u>536</u>	<u>222</u>
<u>STRATEGIC - TOTAL</u>	<u>2,072</u>	<u>1,927</u>	<u>1,423</u>	<u>1,408</u>	<u>-</u>	<u>15</u>	<u>504</u>	<u>29</u>	<u>475</u>	<u>145</u>
CGM-16E (Atlas)	23	-	-	-	-	-	-	-	-	23
HGM-16F (Atlas)	25	4	1	-	-	1	3	3	-	21
ADM-20C (Quail)	419	419	419	419	-	-	-	-	-	-
LGM-25C (Titan)	66	59	53	53	-	-	6	-	6	7
AGM-28A (Hound Dog)	27	2	-	-	-	-	2	1	1	25
AGM-28B (Hound Dog)	340	340	338	338	-	-	2	-	2	-
LGM-30A (Minuteman)	23	23	7	7	-	-	16	16	-	-
LGM-30B (Minuteman)	367	318	309	307	-	2	9	-	9	49
LGM-30F (Minuteman)	545	526	286	277	-	9	240	9	231	19
LGM-30G (Minuteman)	237	236	10	7	-	3	226	-	226	1

TABLE 40 — FUNCTIONAL DISTRIBUTION OF USAF MISSILES AND DRONES BY MISSION, DESIGN, AND SERIES, WORLD-WIDE, BY QUARTER — FY 1972 (CONTINUED)

MISSION, DESIGN AND SERIES	MIS-SILE TOTAL	ACTIVE								INACTIVE TOTAL
		Total	Operating				Non-Operating			
			Total	Tactical and Combat Support	Training	Test and Test Support	Total	Maintenance, Modification and IRAN	Other	
30 JUNE 1972 (Continued)										
<u>TACTICAL - TOTAL</u>	50	30	30	-	30	-	-	-	-	20
CGM-13B (Mace)	50	30	30	-	30	-	-	-	-	-
<u>AIR DEFENSE - TOTAL</u>	203	146	85	81	4	-	61	-	61	57
CIM-10A (Bomarc)	6	5	3	-	3	-	2	-	2	1
CIM-10B (Bomarc)	197	141	82	81	1	-	59	-	59	56
<u>DRONE - TOTAL</u>	466	366	119	21	63	35	247	5	242	100
<u>MISSILE DRONE - TOTAL</u>	443	343	97	2	61	34	246	4	242	100
CQM-10A	5	5	4	-	4	-	1	-	1	-
BQM-34A	414	314	89	2	57	30	225	4	221	100
BQM-34F	24	24	4	-	-	4	20	-	20	-
<u>AIRCRAFT DRONE - TOTAL</u>	23	23	22	19	2	1	1	1	-	-
QU-22B	23	23	22	19	2	1	1	1	-	-

Source: Directorate of Air Staff Systems, Air Force Data Services Center, AFDA.

TABLE 43 - AGE (IN MONTHS) DISTRIBUTION OF USAF MISSILES AND

MISSION DESIGN SERIES	AVERAGE AGE IN MONTHS	TOTAL AIRCRAFT	- AGE GROUP (IN MONTHS)												
			1-12	13-24	25-36	37-48	49-60	61-72	73-84	85-96	97-108	109-120	121-132	133-144	
CIM-10A	145.5	6	-	-	-	-	-	-	-	-	-	-	-	-	3
MISSILE	145.5	6	-	-	-	-	-	-	-	-	-	-	-	-	3
COM-10A	145.4	5	-	-	-	-	-	-	-	-	-	-	-	-	3
CIM-10B	126.9	201	-	-	-	-	-	-	-	-	-	-	17	155	29
CGM-13B	139.7	50	-	-	-	-	-	-	-	-	-	-	-	17	19
CGM-14E	130.2	23	-	-	-	-	-	-	-	-	-	-	2	2	14
HGM-14F	123.9	25	-	-	-	-	-	-	-	-	-	-	-	4	21
ADM-20C	131.3	419	-	-	-	-	-	-	-	-	-	-	-	-	231
LGM-25C	98.8	66	-	-	-	-	-	-	-	-	-	-	-	-	188
AGM-28A	137.0	27	-	-	-	-	-	6	7	8	21	-	-	-	2
AGM-28B	120.9	340	-	-	-	-	-	-	-	-	-	-	-	164	175
LGM-30A	112.4	23	-	-	-	-	-	-	-	-	-	-	1	22	1
LGM-30B	97.1	367	-	-	-	-	-	-	-	168	189	9	-	-	1
LGM-30F	59.3	545	1	-	56	96	83	207	101	1	-	-	-	-	-
LGM-30G	13.1	237	113	100	22	2	-	-	-	-	-	-	-	-	-
MISSILE	94.2	2,328	114	100	78	98	83	213	108	177	213	242	606	279	
BOM-34A	29.9	414	59	129	128	38	22	31	2	1	2	-	1	1	
BOM-34F	2.8	24	24	-	-	-	-	-	-	-	-	-	-	-	
QU-22B	25.2	23	-	10	13	-	-	-	-	-	-	-	-	-	
DRONE	28.2	461	83	139	141	38	22	31	2	1	2	-	1	1	
GRAND TOTAL	83.4	2,795	197	239	219	136	105	244	110	178	215	242	607	283	

Source: Directorate of Air Staff Systems, Air Force Data Services Center, AFDA.

DOWNGRADED TO:
 DECLASSIFY ON: 31 DEC 1974
 CLASSIFIED BY: D5C
 AUTH: AFM 65-110, 26 JUN 1968

TABLE 44 - AGE (IN MONTHS) DISTRIBUTION OF USAF AIRCRAFT

MISSION DESIGN SERIES	AVERAGE AGE IN MONTHS	TOTAL AIRCRAFT	AGE GROUP (IN MONTHS)													
			1-12	13-24	25-36	37-48	49-60	61-72	73-84	85-96	97-108	109-120	121-132	133-144		
B-17G	326.0	1	-	-	-	-	-	-	-	-	-	-	-	-	-	-
B-26B	329.0	1	-	-	-	-	-	-	-	-	-	-	-	-	-	-
NB-52A	215.0	1	-	-	-	-	-	-	-	-	-	-	-	-	-	-
B-52B	200.0	1	-	-	-	-	-	-	-	-	-	-	-	-	-	-
NB-52B	209.0	1	-	-	-	-	-	-	-	-	-	-	-	-	-	-
B-52C	190.3	29	-	-	-	-	-	-	-	-	-	-	-	-	-	-
NB-52C	197.0	1	-	-	-	-	-	-	-	-	-	-	-	-	-	-
B-52D	181.8	144	-	-	-	-	-	-	-	-	-	-	-	-	-	-
NB-52D	176.0	1	-	-	-	-	-	-	-	-	-	-	-	-	-	-
B-52E	173.1	84	-	-	-	-	-	-	-	-	-	-	-	-	-	-
NB-52E	173.0	2	-	-	-	-	-	-	-	-	-	-	-	-	-	-
B-52F	165.5	64	-	-	-	-	-	-	-	-	-	-	-	-	-	-
B-52G	151.3	182	-	-	-	-	-	-	-	-	-	-	-	-	-	-
B-52H	127.4	99	-	-	-	-	-	-	-	-	-	-	-	-	-	-
B-57B	211.7	10	-	-	-	-	-	-	-	-	-	-	-	12	66	20
NB-57B	212.0	1	-	-	-	-	-	-	-	-	-	-	-	-	-	-
B-57C	204.2	5	-	-	-	-	-	-	-	-	-	-	-	-	-	-
B-57E	189.2	7	-	-	-	-	-	-	-	-	-	-	-	-	-	-
NB-64B	197.0	2	-	-	-	-	-	-	-	-	-	-	-	-	-	-
FB-111A	21.5	74	-	64	7	3	-	-	-	-	-	-	-	-	-	-
YFB-111A	71.0	1	-	-	-	-	-	-	1	-	-	-	-	-	-	-
BOMBER	148.7	711	-	64	7	3	-	-	1	-	-	-	-	12	66	55
KC-135A	139.3	589	-	-	-	-	-	-	-	-	29	79	88	36	54	-
NKC-135A	181.1	14	-	-	-	-	-	-	-	-	-	-	-	-	-	-
KC-135D	148.8	55	-	-	-	-	-	-	-	-	-	-	-	-	-	17
KC-135R	146.0	2	-	-	-	-	-	-	-	-	-	-	-	-	-	1
TANKER	141.0	660	-	-	-	-	-	-	-	-	29	79	88	36	72	-
A-1F	83.6	14	-	-	-	-	-	2	1	3	8	-	-	-	-	-
A-1G	56.0	1	-	-	-	-	-	1	-	-	-	-	-	-	-	-
A-1H	56.0	12	-	-	-	-	-	11	1	-	-	-	-	-	-	-
A-1J	56.0	3	-	-	-	-	-	2	1	-	-	-	-	-	-	-
F-4A	56.0	1	-	-	-	-	-	1	-	-	-	-	-	-	-	-
F-4F	90.5	297	-	-	-	-	-	-	-	85	127	85	-	-	-	-
F-4D	64.7	546	-	-	-	-	-	126	378	42	-	-	-	-	-	-
F-4E	37.1	580	3	107	149	202	118	1	-	-	-	-	-	-	-	-
YF-4E	92.0	3	-	-	-	-	-	-	1	-	-	-	2	-	-	-
F-5A	55.4	11	4	1	-	-	-	-	-	1	3	-	2	-	-	-
F-5B	67.6	8	1	1	-	-	-	-	2	-	1	-	3	-	-	-
F-84F	218.0	1	-	-	-	-	-	-	-	-	-	-	-	-	-	-
F-84E	239.0	1	-	-	-	-	-	-	-	-	-	-	-	-	-	-
F-84F	233.0	1	-	-	-	-	-	-	-	-	-	-	-	-	-	-
NF-100A	218.0	1	-	-	-	-	-	-	-	-	-	-	-	-	-	-
F-100C	199.1	82	-	-	-	-	-	-	-	-	-	-	-	-	-	-
F-100B	181.4	11	-	-	-	-	-	-	-	-	-	-	-	-	-	-
NF-100D	188.0	1	-	-	-	-	-	-	-	-	-	-	-	-	-	-
F-100F	174.3	20	-	-	-	-	-	-	-	-	-	-	-	-	-	-
F-101R	153.8	114	-	-	-	-	-	-	-	-	-	-	-	-	-	22
F-101F	149.0	2	-	-	-	-	-	-	-	-	-	-	-	-	-	1
F-102A	175.6	69	-	-	-	-	-	-	-	-	-	-	-	-	-	-
TF-102A	171.4	17	-	-	-	-	-	-	-	-	-	-	-	-	-	-
F-104A	172.0	9	-	-	-	-	-	-	-	-	-	-	-	-	-	-
F-104B	165.5	2	-	-	-	-	-	-	-	-	-	-	-	-	-	-
F-104C	160.5	6	-	-	-	-	-	-	-	-	-	-	-	-	-	-
F-104D	159.5	12	-	-	-	-	-	-	-	-	-	-	-	-	-	-
F-104G	94.0	52	-	-	-	-	-	8	3	-	10	31	-	-	-	-
TF-104G	96.2	35	-	-	-	-	-	-	6	-	2	27	-	-	-	-
F-105H	155.0	1	-	-	-	-	-	-	-	-	-	-	-	-	-	-
F-105D	124.5	48	-	-	-	-	-	-	-	-	-	-	3	9	30	6
F-105F	97.5	14	-	-	-	-	-	-	-	-	-	6	8	-	-	-
F-105G	97.8	47	-	-	-	-	-	-	-	-	18	29	-	-	-	-
F-106A	150.4	171	-	-	-	-	-	-	-	-	-	-	-	-	-	45
F-106B	150.8	44	-	-	-	-	-	-	-	-	-	-	-	-	-	11
NF-106B	161.0	3	-	-	-	-	-	-	-	-	-	-	-	-	-	-
F-111A	45.9	134	-	-	-	14	81	28	9	1	1	-	-	-	-	-
F-111C	34.7	12	-	-	-	12	-	-	-	-	-	-	-	-	-	-
F-111D	4.8	29	28	1	30	-	-	-	-	-	-	-	-	-	-	-
F-111E	24.4	92	-	62	-	-	-	-	-	-	-	-	-	-	-	-
F-111F	5.6	68	68	-	-	-	-	-	-	-	-	-	-	-	-	-
FIGHTER	81.7	2,575	104	172	205	283	297	403	132	176	190	9	30	85	-	-
RB-47H	203.0	1	-	-	-	-	-	-	-	-	-	-	-	-	-	-
EB-57B	213.0	9	-	-	-	-	-	-	-	-	-	-	-	-	-	-
WB-57C	203.6	5	-	-	-	-	-	-	-	-	-	-	-	-	-	-
EB-57E	188.1	24	-	-	-	-	-	-	-	-	-	-	-	-	-	-
RB-57E	190.2	4	-	-	-	-	-	-	-	-	-	-	-	-	-	-
WB-57F	86.3	18	-	-	-	-	-	-	-	-	-	-	-	-	-	-
EB-66C	186.3	9	-	-	-	-	-	-	3	3	10	2	-	-	-	-
WB-64D	182.0	2	-	-	-	-	-	-	-	-	-	-	-	-	-	-
EB-64E	185.5	47	-	-	-	-	-	-	-	-	-	-	-	-	-	-
EC-47D	335.0	2	-	-	-	-	-	-	-	-	-	-	-	-	-	-
EC-47N	340.2	24	-	-	-	-	-	-	-	-	-	-	-	-	-	-

DOWNGRADED TO:
 DECLASSIFY ON: 31 DEC 1974
 CLASSIFIED BY: DSc
 AUTH: AFM 65-110, 26 JUN 1968

BY MISSION, DESIGN, AND SERIES, WORLD-WIDE -- 30 JUNE 1972

AGE GROUP (IN MONTHS)													MISSION DESIGN SERIES	
145-156	157-168	169-180	181-192	193-204	205-216	217-228	229-240	241-252	253-264	265-276	277-288	289-300		OVER 300
-	-	-	-	-	-	-	-	-	-	-	-	-	1	B-17G
-	-	-	-	-	-	1	-	-	-	-	-	-	1	B-26B
-	-	-	-	-	1	-	-	-	-	-	-	-	-	NB-52A
-	-	-	-	-	1	-	-	-	-	-	-	-	-	B-52A
-	-	-	-	-	1	-	-	-	-	-	-	-	-	NB-52B
-	-	-	26	3	-	-	-	-	-	-	-	-	-	B-52C
-	-	-	-	1	-	-	-	-	-	-	-	-	-	NB-52C
-	-	66	77	1	-	-	-	-	-	-	-	-	-	B-52D
-	-	1	-	-	-	-	-	-	-	-	-	-	-	NB-52D
-	-	84	-	-	-	-	-	-	-	-	-	-	-	B-52E
-	-	2	-	-	-	-	-	-	-	-	-	-	-	NB-52E
-	57	7	-	-	-	-	-	-	-	-	-	-	-	B-52F
9	49	-	-	-	-	-	-	-	-	-	-	-	-	B-52G
1	-	-	-	-	-	-	-	-	-	-	-	-	-	B-52H
-	-	-	-	-	10	-	-	-	-	-	-	-	-	B-57B
-	-	-	-	-	1	-	-	-	-	-	-	-	-	NB-57B
-	-	-	-	4	1	-	-	-	-	-	-	-	-	B-57C
-	-	-	7	-	-	-	-	-	-	-	-	-	-	NB-57C
-	-	-	-	2	-	-	-	-	-	-	-	-	-	B-57E
-	-	-	-	-	-	-	-	-	-	-	-	-	-	NB-66C
-	-	-	-	-	-	-	-	-	-	-	-	-	-	FB-111A
-	-	-	-	-	-	-	-	-	-	-	-	-	-	YF6-111A
99	106	160	110	12	14	-	-	-	-	-	-	-	2	BOMBER
80	150	72	1	-	-	-	-	-	-	-	-	-	-	KC-135A
25	13	5	9	-	-	-	-	-	-	-	-	-	-	NKC-135A
1	-	-	-	-	-	-	-	-	-	-	-	-	-	KC-135C
-	-	-	-	-	-	-	-	-	-	-	-	-	-	KC-135R
106	163	77	10	-	-	-	-	-	-	-	-	-	-	TANKER
-	-	-	-	-	-	-	-	-	-	-	-	-	-	A-1E
-	-	-	-	-	-	-	-	-	-	-	-	-	-	A-1G
-	-	-	-	-	-	-	-	-	-	-	-	-	-	A-1H
-	-	-	-	-	-	-	-	-	-	-	-	-	-	A-1J
-	-	-	-	-	-	-	-	-	-	-	-	-	-	F-4A
-	-	-	-	-	-	-	-	-	-	-	-	-	-	F-4C
-	-	-	-	-	-	-	-	-	-	-	-	-	-	F-4D
-	-	-	-	-	-	-	-	-	-	-	-	-	-	F-4E
-	-	-	-	-	-	-	-	-	-	-	-	-	-	YF-4E
-	-	-	-	-	-	-	-	-	-	-	-	-	-	F-5A
-	-	-	-	-	-	-	-	-	-	-	-	-	-	F-5B
-	-	-	-	-	-	-	1	-	-	-	-	-	-	F-84F
-	-	-	-	-	-	-	1	-	-	-	-	-	-	F-86E
-	-	-	-	-	-	-	1	-	-	-	-	-	-	F-86F
-	-	-	-	81	1	-	-	-	-	-	-	-	-	NF-100A
-	-	-	-	-	-	-	-	-	-	-	-	-	-	F-100C
-	-	-	-	-	-	-	-	-	-	-	-	-	-	F-100D
-	1	3	7	-	-	-	-	-	-	-	-	-	-	NF-100D
-	2	1	-	-	-	-	-	-	-	-	-	-	-	F-100F
43	49	16	2	-	-	-	-	-	-	-	-	-	-	F-101B
1	6	54	3	6	-	-	-	-	-	-	-	-	-	F-101F
-	2	15	-	-	-	-	-	-	-	-	-	-	-	F-102A
-	1	7	1	-	-	-	-	-	-	-	-	-	-	TF-102A
-	2	-	-	-	-	-	-	-	-	-	-	-	-	F-104A
-	6	-	-	-	-	-	-	-	-	-	-	-	-	F-104B
3	9	-	-	-	-	-	-	-	-	-	-	-	-	F-104C
-	-	-	-	-	-	-	-	-	-	-	-	-	-	F-104D
-	-	-	-	-	-	-	-	-	-	-	-	-	-	F-104G
-	-	-	-	-	-	-	-	-	-	-	-	-	-	TF-104G
-	-	-	-	-	-	-	-	-	-	-	-	-	-	F-105B
-	-	-	-	-	-	-	-	-	-	-	-	-	-	F-105D
-	-	-	-	-	-	-	-	-	-	-	-	-	-	F-105F
102	12	12	-	-	-	-	-	-	-	-	-	-	-	F-105G
25	8	-	-	-	-	-	-	-	-	-	-	-	-	F-106A
1	1	1	-	-	-	-	-	-	-	-	-	-	-	F-106B
-	-	-	-	-	-	-	-	-	-	-	-	-	-	NF-106B
-	-	-	-	-	-	-	-	-	-	-	-	-	-	F-111A
-	-	-	-	-	-	-	-	-	-	-	-	-	-	F-111C
-	-	-	-	-	-	-	-	-	-	-	-	-	-	F-111D
-	-	-	-	-	-	-	-	-	-	-	-	-	-	F-111E
-	-	-	-	-	-	-	-	-	-	-	-	-	-	F-111F
176	99	108	14	87	1	2	2	-	-	-	-	-	-	FIGHTER
-	-	-	-	1	-	-	-	-	-	-	-	-	-	RB-47H
-	-	-	-	3	9	-	-	-	-	-	-	-	-	EB-57B
-	-	-	24	-	2	-	-	-	-	-	-	-	-	WB-57C
-	-	-	4	-	-	-	-	-	-	-	-	-	-	EB-57E
-	-	-	9	-	-	-	-	-	-	-	-	-	-	RB-57E
-	-	-	2	-	-	-	-	-	-	-	-	-	-	WB-57F
-	-	3	44	-	-	-	-	-	-	-	-	-	-	EB-66C
-	-	-	-	-	-	-	-	-	-	-	-	-	-	WB-66D
-	-	-	-	-	-	-	-	-	-	-	-	-	-	EB-66E
-	-	-	-	-	-	-	-	-	-	-	-	-	2	EC-47D
-	-	-	-	-	-	-	-	-	-	-	-	-	24	EC-47N

BY MISSION, DESIGN, AND SERIES, WORLD-WIDE -- 30 JUNE 1972

AGE GROUP (IN MONTHS)													MISSION DESIGN SERIES	
145-156	157-168	169-180	181-192	193-204	205-216	217-228	229-240	241-252	253-264	265-276	277-288	289-300		OVER 300
-	-	11	3	3	-	-	-	-	-	-	-	-	-	C-130A
-	2	3	-	-	-	-	-	-	-	-	-	-	-	DC-130A
4	10	-	-	-	-	-	-	-	-	-	-	-	-	C-130B
-	12	-	-	-	-	-	-	-	-	-	-	-	-	C-130D
-	-	-	-	-	-	-	-	-	-	-	-	-	-	C-130E
-	-	-	-	-	-	-	-	-	-	-	-	-	-	AC-130E
-	-	-	-	-	-	-	-	-	-	-	-	-	-	DC-130E
-	-	-	-	-	17	9	-	-	-	-	-	-	-	C-131A
-	-	-	-	-	-	-	-	2	2	-	-	-	-	VC-131A
-	-	-	-	12	21	-	-	-	-	-	-	-	-	C-131B
-	-	-	-	3	22	-	-	-	-	-	-	-	-	C-131D
-	-	-	1	1	1	-	-	-	-	-	-	-	-	VC-131D
-	-	-	6	1	1	-	-	-	-	-	-	-	-	C-131E
-	-	1	-	3	1	-	-	-	-	-	-	-	-	NC-131H
-	-	-	-	1	3	-	-	-	-	-	-	-	-	VC-131H
-	-	-	-	-	-	-	-	-	-	-	-	-	-	C-135A
-	-	-	-	-	-	-	-	-	-	-	-	-	-	NC-135A
-	-	-	-	-	-	-	-	-	-	-	-	-	-	C-135B
-	3	-	-	-	-	-	-	-	-	-	-	-	-	VC-135B
-	-	-	-	-	-	-	-	-	-	-	-	-	-	VC-137B
-	-	-	-	-	-	-	-	-	-	-	-	-	-	VC-137C
-	-	-	-	-	-	-	-	-	-	-	-	-	-	C-140A
-	-	-	-	-	-	-	-	-	-	-	-	-	-	C-140B
-	-	-	-	-	-	-	-	-	-	-	-	-	-	VC-140B
-	-	-	-	-	-	-	-	-	-	-	-	-	-	C-141A
-	-	-	-	-	-	-	-	-	-	-	-	-	-	NC-141A
-	-	-	-	-	-	5	43	3	12	7	-	-	-	VT-29A
-	-	-	-	-	-	2	-	13	-	-	-	-	-	VT-29B
-	-	-	-	-	9	19	-	-	-	-	-	-	-	NVT-29B
-	-	-	-	-	8	20	-	-	-	-	-	-	-	VT-29C
9	29	19	30	73	176	91	104	31	18	7	-	-	151	VT-29D
-	-	-	-	-	-	-	-	-	-	-	-	-	-	CARGO
-	-	-	-	-	-	-	-	-	-	-	-	-	2	TC-47D
-	-	-	-	-	-	9	28	12	1	1	-	-	-	T-28A
-	-	-	-	8	12	1	-	-	-	-	-	-	-	T-28B
-	-	-	-	-	-	1	-	4	-	-	-	-	-	T-28D
-	-	-	-	-	-	-	-	-	4	2	-	-	-	T-29A
-	-	-	-	-	-	-	16	4	1	-	-	-	-	NT-29A
-	-	-	-	-	45	35	-	-	-	-	-	-	-	T-29B
-	-	-	-	-	17	1	-	-	-	-	-	-	-	T-29C
23	129	91	72	93	59	145	55	13	-	-	-	-	-	T-29D
-	-	-	-	5	3	1	-	-	-	-	1	-	-	T-33A
-	-	-	-	-	-	-	-	1	-	-	-	-	-	DT-33A
-	-	-	-	-	-	-	-	-	-	-	-	-	-	NT-33A
-	-	-	2	9	9	5	-	-	-	-	-	-	-	T-33B
155	140	82	-	-	-	-	-	-	-	-	-	-	-	T-34A
5	-	-	-	-	-	-	-	-	-	-	-	-	-	T-37B
-	-	-	-	-	-	-	-	-	-	-	-	-	-	T-38A
-	-	-	-	-	-	-	-	-	-	-	-	-	-	NT-38A
-	-	-	-	-	-	-	-	-	-	-	-	-	-	T-39A
-	-	-	-	-	-	-	-	-	-	-	-	-	-	NT-39A
-	-	-	-	-	-	-	-	-	-	-	-	-	-	T-39B
-	-	-	-	-	-	-	-	-	-	-	-	-	-	T-39F
-	-	-	-	-	-	-	-	-	-	-	-	-	-	T-41A
-	-	-	-	-	-	-	-	-	-	-	-	-	-	T-41C
183	269	173	74	116	145	198	100	34	6	3	1	-	2	TRAINER
-	-	-	-	-	-	-	-	-	-	-	-	-	-	UH-1D
-	-	-	-	-	-	-	-	-	-	-	-	-	-	TH-1F
-	-	-	-	-	-	-	-	-	-	-	-	-	-	UH-1F
-	-	-	-	-	-	-	-	-	-	-	-	-	-	HH-1H
-	-	-	-	-	-	-	-	-	-	-	-	-	-	UH-1N
-	-	-	-	-	-	-	-	-	-	-	-	-	-	UH-1P
-	-	-	-	-	-	-	-	-	-	-	-	-	-	CH-3B
-	-	-	-	-	-	-	-	-	-	-	-	-	-	CH-3C
-	-	-	-	-	-	-	-	-	-	-	-	-	-	CH-3E
-	-	-	-	-	-	1	1	1	-	-	-	-	-	HH-3E
-	-	-	-	-	1	1	1	-	-	-	-	-	-	HH-19B
-	-	-	-	-	-	-	-	-	-	-	-	-	-	UH-19B
-	-	-	-	-	-	-	-	-	-	-	-	-	-	CH-21B
9	-	14	6	-	-	-	-	-	-	-	-	-	-	UH-34D
30	-	-	-	-	-	-	-	-	-	-	-	-	-	HH-43F
-	-	-	-	-	-	-	-	-	-	-	-	-	-	HH-53B
-	-	-	-	-	-	-	-	-	-	-	-	-	-	CH-53C
-	-	-	-	-	-	-	-	-	-	-	-	-	-	HH-53C
30	-	15	6	-	1	2	2	-	-	-	-	-	-	HELICOPT
-	-	-	-	-	-	-	-	-	-	-	-	-	-	A-3A
-	-	-	-	-	-	-	-	-	-	-	-	-	-	A-7D
-	-	-	-	-	-	-	-	-	-	-	-	-	-	YA-7D
-	-	-	-	-	-	-	-	-	-	-	-	-	13	A-26A
-	-	1	5	-	-	-	-	-	-	-	-	-	-	A-37A

TABLE 44 - AGE (IN MONTHS) DISTRIBUTION OF USAF AIRCRAFT

MISSION DESIGN SERIES	AVERAGE AGE IN MONTHS	TOTAL AIRCRAFT	AGE GROUP (IN MONTHS)													
			1-12	13-24	25-36	37-48	49-60	61-72	73-84	85-96	97-108	109-120	121-132	133-144		
A-37B	30.4	63	4	4	41	14	-	-	-	-	-	-	-	-	-	-
AC-119K	213.6	23	-	-	-	-	-	-	-	-	-	-	-	-	-	-
AC-130A	190.7	14	-	-	-	-	-	-	-	-	-	-	-	-	-	-
AT-33A	218.7	34	-	-	-	-	-	-	-	-	-	-	-	-	-	-
ATTACK	66.4	387	114	96	64	20	3	-	-	-	-	-	-	-	-	-
O-1A	242.0	16	-	-	-	-	-	-	-	-	-	-	-	-	-	-
TO-1A	224.0	1	-	-	-	-	-	-	-	-	-	-	-	-	-	-
O-2A	38.7	247	-	-	145	38	57	7	-	-	-	-	-	-	-	-
O-2C	62.5	29	-	-	-	-	2	27	-	-	-	-	-	-	-	-
OBSERVER	52.8	293	-	-	145	38	59	34	-	-	-	-	-	-	-	-
UC-123K	191.1	17	-	-	-	-	-	-	-	-	-	-	-	-	-	-
U-1A	185.0	3	-	-	-	-	-	-	-	-	-	-	-	-	-	-
U-3A	172.8	22	-	-	-	-	-	-	-	-	-	-	-	-	-	-
U-3D	137.0	5	-	-	-	-	-	-	-	-	-	-	-	-	-	5
U-4D	197.0	2	-	-	-	-	-	-	-	-	-	-	-	-	-	-
U-6A	197.0	146	-	-	-	-	-	-	-	-	-	-	-	-	-	-
U-7A	185.0	3	-	-	-	-	-	-	-	-	-	-	-	-	-	-
U-10A	128.0	3	-	-	-	-	-	1	-	-	-	-	-	-	-	-
U-10B	114.5	16	-	-	-	-	-	-	-	-	-	-	-	-	3	-
U-10D	64.6	8	-	-	-	-	-	-	8	-	-	-	-	5	6	5
U-18A	299.0	3	-	-	-	-	-	-	-	-	-	-	-	-	-	-
U-18B	281.0	4	-	-	-	-	-	-	-	-	-	-	-	-	-	-
AU-23A	3.5	14	14	-	-	-	-	-	-	-	-	-	-	-	-	-
AU-24A	3.6	15	15	-	-	-	-	-	-	-	-	-	-	-	-	-
UTILITY	164.2	261	29	-	-	-	-	1	8	-	-	5	6	8	8	5
GRAND TOTAL	116.4	10,971	326	513	645	701	700	912	540	716	600	424	445	383		

Source: Directorate of Air Staff Systems, Air Force Data Services Center, AFDA.

BY MISSION, DESIGN, AND SERIES, WORLD-WIDE -- 30 JUNE 1972

AGE GROUP (IN MONTHS)														MISSION DESIGN SERIES
145-156	157-168	169-180	181-192	193-204	205-216	217-228	229-240	241-252	253-264	265-276	277-288	289-300	OVER 300	
-	-	-	-	-	3	11	9	-	-	-	-	-	-	A-37B
-	-	-	1	7	6	-	-	-	-	-	-	-	-	AC-119K
-	-	-	-	-	2	7	25	-	-	-	-	-	-	AC-130A
-	-	2	12	11	18	34	-	-	-	-	-	-	13	AT-33A
-	-	-	-	-	-	-	-	6	8	2	-	-	-	ATTACK
-	-	-	-	-	-	1	-	-	-	-	-	-	-	O-1A
-	-	-	-	-	-	-	-	-	-	-	-	-	-	TO-1A
-	-	-	-	-	-	-	-	-	-	-	-	-	-	O-2A
-	-	-	-	-	-	1	6	8	2	-	-	-	-	O-2B
-	-	-	-	-	-	-	-	-	-	-	-	-	-	OBSERVER
-	-	2	8	7	-	-	-	-	-	-	-	-	-	UC-123K
-	1	-	-	2	-	-	-	-	-	-	-	-	-	U-1A
-	6	14	2	-	-	-	-	-	-	-	-	-	-	U-3A
-	-	-	-	-	-	-	-	-	-	-	-	-	-	U-3B
-	-	-	-	-	2	-	-	-	-	-	-	-	-	U-4B
13	28	18	8	13	14	17	27	8	-	-	-	-	-	U-5A
-	-	-	-	-	-	-	-	2	-	-	-	-	-	U-7A
-	-	-	-	-	-	-	-	-	-	-	-	-	-	U-10A
-	-	-	-	-	-	-	-	-	-	-	-	-	-	U-10B
-	-	-	-	-	-	-	-	-	-	-	-	-	-	U-10D
-	-	-	-	-	-	-	-	-	-	-	-	-	-	U-18A
-	-	-	-	-	-	-	-	-	-	-	-	4	-	U-18B
-	-	-	-	-	-	-	-	-	-	-	-	-	-	AU-23A
-	-	-	-	-	-	-	-	-	-	-	-	-	-	AU-24A
17	35	34	18	24	14	17	27	10	-	-	4	3	-	UTILITY
638	714	628	370	339	411	357	249	86	26	10	5	3	230	GRAND TOTAL

(This page is [REDACTED] classified)

MATERIEL (CONTINUED)

PROPULSION UNITS

INTRODUCTION

Data on production and inventory of aircraft, missile, and drone engines are presented in this section. Engine production data are obtained under the provision of AFR 84-8, dated 7 July 1964, while engine inventory data are obtained under the provisions of AFM 400-1 dated 11 March 1966.

DEFINITIONS

ACCEPTANCES - A propulsion unit that has been shop-assembled and fully inspected by authorized USAF or Navy plant representatives, and for which the title, responsibility, and accountability have been assumed by the contracting agency or recipient.

INSTALLED ENGINE - Serviceable or repairable propulsion units, that are either physically mounted on aircraft, missile or drone or undergoing organizational maintenance for reinstallation in an aircraft, missile, or drone.

REPARABLE ENGINE - A propulsion unit operationally unsuitable for installation requiring depot overhaul, field maintenance, or Technical Order Compliance or modification (grounding TOC). Also, one used for Unsatisfactory Reported (UR) exhibit, calibration or test, or engineering evaluation.

SERVICEABLE ENGINE - A propulsion unit determined to be operationally suitable for installation, including units requiring or undergoing build-up, organizational maintenance, TOC or modification other than ground TOC, and those ready for use.

UNINSTALLED ENGINE (formerly designated as SPARE) - A propulsion unit available for distribution or installation, with or without controls or built-up accessories which convert it to a power pack.

(This page is Unclassified)

TABLE 45 - USAF PROPULSION UNIT ACCEPTANCES BY TYPE AND RECIPIENT - FY 1972

(Excludes experimental, remanufactured, and mock-up engine production)

TYPE	TOTAL	US AIR FORCE	US NAVY	MILITARY ASSISTANCE PROGRAM
<u>TOTAL</u>	<u>1,343</u>	<u>1,053</u>	<u>261</u>	<u>29</u>
<u>TURBO-FAN - TOTAL</u>	<u>393</u>	<u>350</u>	<u>43</u>	<u>-</u>
TF30.....	168	168	-	-
YT/TF39,.....	65	65	-	-
YT/TF41.....	160	117	43	-
<u>TURBO-JET - TOTAL</u>	<u>811</u>	<u>653</u>	<u>129</u>	<u>29</u>
YJ/J69.....	414	346	68	-
J79.....	154	154	-	-
J85.....	243	153	61	29
<u>TURBO-PROP - TOTAL</u>	<u>139</u>	<u>50</u>	<u>89</u>	<u>-</u>
T53.....	48	48	-	-
T56.....	62	2	60	-
T58.....	16	-	16	-
T64.....	13	-	13	-

Source: Directorate of Air Staff Systems, Air Force Data Services Center, AFDA.

CLASSIFIED BY DSC
 SUBJECT TO GENERAL DE-
 CLASSIFICATION SCHEDULE
 OF EXECUTIVE ORDER 11652
 AUTOMATICALLY DOWNGRADED
 AT TWO YEAR INTERVALS
 DECLASSIFIED ON: 31 DEC 1979

TABLE 46 - USAF PROPULSION UNIT ACCEPTANCES OF MODELS IN PRODUCTION BY MANUFACTURER,
BY MONTH - FY 1972

MANUFACTURER AND TYPE, MODEL, AND SERIES	UTILIZATION	TOTAL ACCEPTED PRIOR TO 1 JUL 71	Total	ACCEPTANCES FOR FY 1972												TOTAL ACCEPTED TO DATE
				Jul (1971)	Aug	Sep	Oct	Nov	Dec	Jan (1972)	Feb	Mar	Apr	May	Jun	
<u>ALL SERVICES</u>			<u>1,343</u>	<u>95</u>	<u>112</u>	<u>136</u>	<u>144</u>	<u>107</u>	<u>114</u>	<u>104</u>	<u>102</u>	<u>131</u>	<u>114</u>	<u>92</u>	<u>92</u>	
USAF FOR USAF																
<u>TOTAL</u>			<u>1,053</u>	<u>72</u>	<u>93</u>	<u>109</u>	<u>121</u>	<u>92</u>	<u>97</u>	<u>89</u>	<u>81</u>	<u>100</u>	<u>80</u>	<u>57</u>	<u>62</u>	
<u>General Electric - Total . . .</u>			<u>372</u>	<u>30</u>	<u>34</u>	<u>42</u>	<u>38</u>	<u>18</u>	<u>34</u>	<u>28</u>	<u>31</u>	<u>24</u>	<u>28</u>	<u>32</u>	<u>33</u>	
J79-GE-17/17A	F/RF-4E	2,099	154	12	17	23	13	8	9	12	10	10	10	12	18	2,253
J85-GE-17/17A	C-119B; C-123E/H; A-37B	1,408	150	8	3	7	14	1	16	16	21	14	18	18	14	1,558
J85-GE-21	F-5E	-	3	-	-	-	-	-	-	-	-	-	-	2	1	3
YT/TF/39-GE	C-5A	403	65	10	14	12	11	9	9	(Complete)						468
<u>GMC (Allison) - Total . . .</u>			<u>119</u>	<u>8</u>	<u>12</u>	<u>10</u>	<u>12</u>	<u>14</u>	<u>4</u>	<u>9</u>	<u>13</u>	<u>11</u>	<u>9</u>	<u>8</u>	<u>9</u>	
YTF/TF41-A-1	A-7D/E	266	117	8	12	10	12	12	4	9	13	11	9	8	9	383
T56-A-15	C/HC-130H	811	2	-	-	-	-	2	-	-	-	-	-	-	-	813
<u>Pratt and Whitney - Total . .</u>			<u>168</u>	<u>-</u>	<u>-</u>	<u>8</u>	<u>7</u>	<u>31</u>	<u>33</u>	<u>27</u>	<u>12</u>	<u>31</u>	<u>10</u>	<u>3</u>	<u>6</u>	
TF30-P-100	F-111D; FB-111A	8	168	-	-	8	7	31	33	27	12	31	10	3	6	176
<u>Teledyne CAE - Total</u>			<u>346</u>	<u>33</u>	<u>47</u>	<u>34</u>	<u>49</u>	<u>29</u>	<u>26</u>	<u>25</u>	<u>25</u>	<u>25</u>	<u>25</u>	<u>14</u>	<u>14</u>	
YJ/J69-T-29	BQM-34A; MQM-34A;	3,612	336	32	46	33	45	26	26	25	25	25	25	14	14	3,948
J69-T-25	T-37A/B/C	1,499	10	1	1	1	4	3	-	-	-	-	-	-	-	1,509
<u>AVCO (Lycoming) - Total . .</u>			<u>48</u>	<u>1</u>	<u>-</u>	<u>15</u>	<u>15</u>	<u>-</u>	<u>-</u>	<u>-</u>	<u>-</u>	<u>9</u>	<u>8</u>	<u>-</u>	<u>-</u>	
T53-L-13B	HH-1B; UH-1N		48	1	-	15	15	-	-	-	-	9	8	(Complete)		48

CLASSIFIED BY D5C
SUBJECT TO GENERAL DE-
CLASSIFICATION SCHEDULE
OF EXECUTIVE ORDER 11652
AUTOMATICALLY DOWNGRADED
AT TWO YEAR INTERVALS
DECLASSIFIED ON: 31 DEC 1979

TABLE 46 -- USAF PROPULSION UNIT ACCEPTANCES OF MODELS IN PRODUCTION BY MANUFACTURER,
BY MONTH -- FY 1972 (CONTINUED)

MANUFACTURER AND TYPE, MODEL, AND SERIES	UTILIZATION	TOTAL ACCEPTED PRIOR TO 1 JUL 71	Total	ACCEPTANCES FOR FY 1972												TOTAL ACCEPTED TO DATE	
				Jul (1971)	Aug	Sep	Oct	Nov	Dec	Jan (1972)	Feb	Mar	Apr	May	Jun		
USAF FOR MILITARY ASSISTANCE PROGRAM (MAP)																	
<u>TOTAL</u>			<u>29</u>	-	-	-	-	-	-	-	-	-	5	10	7	7	
<u>General Electric - Total</u> . .			<u>29</u>	-	-	-	-	-	-	-	-	-	5	10	7	7	
J85-GE-13/D	F/RF-5A/B	1,966	29	-	-	-	-	-	-	-	-	-	5	10	7	7	1,995
USAF FOR NAVY																	
<u>TOTAL</u>			<u>261</u>	<u>23</u>	<u>19</u>	<u>27</u>	<u>23</u>	<u>15</u>	<u>17</u>	<u>15</u>	<u>21</u>	<u>26</u>	<u>24</u>	<u>28</u>	<u>23</u>		
<u>General Electric - Total</u> . .			<u>90</u>	<u>1</u>	<u>3</u>	<u>6</u>	<u>6</u>	<u>6</u>	<u>9</u>	<u>7</u>	<u>9</u>	<u>12</u>	<u>9</u>	<u>10</u>	<u>12</u>		
J85-GE-4	T-2C/D; OV-10A	309	61	1	3	3	3	3	5	7	9	8	5	6	8		370
T58-GE-5	HU-25; CH-3C; H-3F	372	16	-	-	-	-	-	-	-	-	4	4	4	4		388
T64-GE-413/414	CH-53C/D; RH-53D; UH-53D	340	13	-	-	3	3	3	4	-	-	-	-	-	-		353
<u>GMC (Allison) - Total</u> . .			<u>103</u>	<u>16</u>	<u>9</u>	<u>13</u>	<u>11</u>	<u>5</u>	<u>4</u>	<u>4</u>	<u>8</u>	<u>10</u>	<u>8</u>	<u>10</u>	<u>5</u>		
YTF/TF41-A-2	A-7E	379	43	12	5	9	7	1	-	1	1	2	2	2	1		422
T56-A-14	P-3B/C/D	1,011	55	4	4	4	4	4	4	3	7	8	4	6	3		1,066
T56-A-422	E-2C	-	5	-	-	-	-	-	-	-	-	-	2	2	1		5
<u>Teledyne CAE - Total</u> . .			<u>68</u>	<u>6</u>	<u>7</u>	<u>8</u>	<u>6</u>	<u>4</u>	<u>4</u>	<u>4</u>	<u>4</u>	<u>4</u>	<u>7</u>	<u>8</u>	<u>6</u>		
YJ69-T-406	BQM-34F	77	68	6	7	8	6	4	4	4	4	4	7	8	6		145

Source: Directorate of Air Staff Systems, Air Force Data Services Center, AFDA.

(This page is Unclassified)

TABLE 47 - USAF PROPULSION UNITS BY ACCOUNT, BY MAJOR TYPE, BY STATUS, WORLD-WIDE
30 JUNE 1972

ACCOUNT AND MAJOR TYPE	TOTAL	INSTALLED TOTAL	UNINSTALLED		
			Total	Serviceable	Reparable
<u>TOTAL</u>	51,255	34,013	17,242	6,461	10,781
JET - TOTAL	32,423	23,239	9,184	3,706	5,478
RAM JET - TOTAL	439	292	147	139	8
TURBO-PROP - TOTAL	5,417	3,799	1,618	827	791
LIQUID ROCKET - TOTAL	694	234	460	181	279
RECIPROCATING - TOTAL	12,282	6,449	5,833	1,608	4,225
US AIR FORCE - TOTAL	42,161	28,113	14,048	4,280	9,768
Jet	27,498	20,432	7,066	2,262	4,804
Ram Jet	439	292	147	139	8
Turbo-Prop	4,281	2,931	1,350	654	696
Liquid Rocket	559	197	362	85	277
Reciprocating	9,384	4,261	5,123	1,140	3,983
BAILMENT - TOTAL	171	83	88	51	37
Jet	169	81	88	51	37
Reciprocating	2	2	-	-	-
US ARMY - TOTAL	5	1	4	3	1
Jet	1	1	-	-	-
Reciprocating	4	-	4	3	1
GOVERNMENT FURNISHED PROPERTY - TOTAL	841	662	179	142	37
Jet	468	322	146	116	30
Turbo-Prop	233	218	15	10	5
Liquid Rocket	1	-	1	1	-
Reciprocating	139	122	17	15	2
MILITARY ASSISTANCE PROGRAM - TOTAL	570	301	269	115	154
Jet	429	276	153	63	90
Turbo-Prop	14	-	14	1	13
Reciprocating	127	25	102	51	51
GOVERNMENT FURNISHED AIRCRAFT EQUIPMENT - TOTAL	630	151	479	467	12
Jet	476	125	351	339	12
Turbo-Prop	34	-	34	34	-
Liquid Rocket	120	26	94	94	-
AIR NATIONAL GUARD BUREAU - TOTAL	4,102	3,164	938	466	472
Jet	2,252	1,670	582	233	349
Turbo-Prop	302	251	51	30	21
Reciprocating	1,548	1,243	305	203	102
AIR FORCE RESERVE - TOTAL	1,069	894	175	123	52
Jet	238	200	38	24	14
Turbo-Prop	450	370	80	59	21
Reciprocating	381	324	57	40	17
GROUND TRAINING - TOTAL	308	135	173	36	137
Jet	160	71	89	22	67
Turbo-Prop	48	12	36	2	34
Liquid Rocket	4	2	2	-	2
Reciprocating	96	50	46	12	34

(This page is Unclassified)

UNCLASSIFIED

TABLE 47 - USAF PROPULSION UNITS BY ACCOUNT, BY MAJOR TYPE, BY STATUS, WORLD-WIDE.
30 JUNE 1972 (CONTINUED)

ACCOUNT AND MAJOR TYPE	TOTAL	INSTALLED TOTAL	UNINSTALLED		
			Total	Serviceable	Reparable
US NAVY - TOTAL	65	8	57	12	45
Jet.....	43	5	38	7	31
Turbo-Prop.....	2	-	2	1	1
Reciprocating.....	20	3	17	4	13
RESEARCH AND DEVELOPMENT - TOTAL	58	1	57	18	39
Jet.....	55	-	55	17	38
Turbo-Prop.....	1	-	1	1	-
Reciprocating.....	2	1	1	-	1
ON LOAN - TOTAL.....	197	155	42	40	2
Jet.....	14	-	14	13	1
Reciprocating.....	183	155	28	27	1
FEDERAL AVIATION AGENCY - TOTAL.....	6	4	2	1	1
Jet.....	6	4	2	1	1
AERO CLUB - TOTAL.....	50	31	19	2	17
Reciprocating.....	50	31	19	2	17
CLASSIFIED PROJECT - TOTAL.....	1,001	299	702	702	-
Jet.....	609	51	558	558	-
Turbo-Prop.....	52	17	35	35	-
Liquid Rocket.....	9	9	-	-	-
Reciprocating.....	331	222	109	109	-
OTHER - TOTAL.....	21	11	10	3	7
Jet.....	5	1	4	-	4
Liquid Rocket.....	1	-	1	1	-
Reciprocating.....	15	10	5	2	3

Source: Directorate of Air Force Systems, Air Force Data Services Center, AFDA.

UNCLASSIFIED

UNCLASSIFIED

TABLE 48 - USAF PROPULSION UNITS BY MAJOR TYPE, BY MODEL, BY STATUS, WORLD-WIDE
30 JUNE 1972

MAJOR TYPE AND MODEL	TOTAL	INSTALLED TOTAL	UNINSTALLED		
			Total	Serviceable	Reparable
<u>TOTAL</u>	<u>51,255</u>	<u>34,013</u>	<u>17,242</u>	<u>6,461</u>	<u>10,781</u>
<u>JET - TOTAL</u>	<u>32,423</u>	<u>23,239</u>	<u>9,184</u>	<u>3,706</u>	<u>5,478</u>
JT3	24	16	8	8	-
JT6	2	2	-	-	-
J33	1,448	808	640	112	528
J35	9	9	-	-	-
J47	571	203	368	84	284
J52	447	369	78	33	45
J57	10,905	8,343	2,562	670	1,892
J60	528	353	175	110	65
J65	741	354	387	59	328
J69	2,969	1,977	992	822	170
J71	311	139	172	25	147
J73	4	1	3	2	1
J75	748	449	299	90	209
J79	4,984	3,803	1,181	516	665
J85	3,882	3,001	881	394	487
J93	7	-	7	2	5
J100	59	-	59	46	13
TF30	1,231	813	418	293	125
TF33	2,678	2,150	528	223	305
TF39	464	222	242	146	96
TF41	408	227	181	68	113
TF100	3	-	3	3	-
<u>RAM JET - TOTAL</u>	<u>439</u>	<u>292</u>	<u>147</u>	<u>139</u>	<u>8</u>
RJ43	439	292	147	139	8
<u>TURBO-PROP - TOTAL</u>	<u>5,417</u>	<u>3,799</u>	<u>1,618</u>	<u>827</u>	<u>791</u>
T34	4	4	-	-	-
T53	311	147	164	132	32
T56	3,763	2,806	957	444	513
T58	510	302	208	103	105
T64	158	106	52	31	21
T76	308	203	105	33	72
T400	224	149	75	44	31
T501	11	8	3	3	-
G400	128	74	54	37	17
<u>LIQUID ROCKET - TOTAL</u>	<u>694</u>	<u>234</u>	<u>460</u>	<u>181</u>	<u>279</u>
JT0	12	8	4	2	2
LR79	36	28	8	6	2
LR87	97	66	31	22	9
LR89	116	6	110	33	77
LR91	94	67	27	18	9
LR101	259	56	203	79	124
LR105	80	3	77	21	56

UNCLASSIFIED

TABLE 48 -- USAF PROPULSION UNITS BY MAJOR TYPE, BY MODEL, BY STATUS, WORLD-WIDE
30 JUNE 1972 (CONTINUED)

MAJOR TYPE AND MODEL	TOTAL	INSTALLED TOTAL	UNINSTALLED		
			Total	Serviceable	Reparable
<u>RECIPROCATING - TOTAL</u>	<u>12,282</u>	<u>6,449</u>	<u>5,833</u>	<u>1,608</u>	<u>4,225</u>
O290	3	3	-	-	-
O300	198	169	29	22	7
O360	1,082	821	261	154	107
O470	486	218	268	39	229
O480	96	67	29	13	16
O520	70	25	45	22	23
R985	165	123	42	16	26
R1300	155	62	93	31	62
R1340	6	3	3	1	2
R1820	503	293	210	66	144
R1830	1,260	452	808	196	612
R2000	1,378	536	842	158	684
R2800	2,302	1,454	848	284	564
R3350	1,813	850	963	419	544
R4360	2,765	1,373	1,392	187	1,205

Source: Directorate of Air Staff Systems, Air Force Data Services Center, AFDA.

UNCLASSIFIED

TABLE 49 — USAF PROPULSION UNITS BY ACCOUNT, BY TYPE, BY STATUS, WORLD-WIDE —
30 JUNE 1972

ACCOUNT AND TYPE	TOTAL	INSTALLED	UNINSTALLED		
			Total	Serviceable	Reparable
<u>PROPULSION UNITS - TOTAL</u>	<u>51,255</u>	<u>34,013</u>	<u>17,242</u>	<u>6,461</u>	<u>10,781</u>
<u>US AIR FORCE - TOTAL</u>	<u>42,161</u>	<u>28,113</u>	<u>14,048</u>	<u>4,280</u>	<u>9,768</u>
<u>Jet - Total</u>	<u>27,498</u>	<u>20,432</u>	<u>7,066</u>	<u>2,262</u>	<u>4,804</u>
JT3	24	16	8	8	-
JT6	2	2	-	-	-
J33	1,178	708	470	77	393
J35	2	2	-	-	-
J47	262	30	232	22	210
J52	443	366	77	33	44
J57	9,327	7,145	2,182	501	1,681
J60	467	315	152	87	65
J65	635	271	364	43	321
J69	2,316	1,836	480	326	154
J71	304	134	170	24	146
J73	2	1	1	-	1
J75	587	320	267	79	188
J79	4,371	3,373	998	398	600
J85	3,238	2,622	616	208	408
J93	2	-	2	-	2
J100	16	-	16	3	13
TF30	995	757	238	124	114
TF33	2,627	2,112	315	218	297
TF39	369	212	157	70	87
TF41	329	210	119	39	80
TF100	2	-	2	2	-
<u>Ram Jet - Total</u>	<u>439</u>	<u>292</u>	<u>147</u>	<u>139</u>	<u>8</u>
RJ43	439	292	147	139	8
<u>Turbo-Prop - Total</u>	<u>4,281</u>	<u>2,931</u>	<u>1,350</u>	<u>654</u>	<u>696</u>
T53	271	145	126	100	26
T56	2,701	1,950	751	312	439
T58	498	300	198	101	97
T64	153	104	49	30	19
T76	303	201	102	32	70
T400	217	149	68	39	29
G400	127	74	53	37	16
T501	11	8	3	3	-
<u>Liquid Rocket - Total</u>	<u>559</u>	<u>197</u>	<u>362</u>	<u>85</u>	<u>277</u>
J10	2	-	2	-	2
LR79	31	23	8	6	2
LR87	79	60	19	11	8
LR89	95	6	89	12	77
LR91	77	60	17	9	8
LR101	211	45	166	42	124
LR105	64	3	61	5	56

UNCLASSIFIED

UNCLASSIFIED

TABLE 49 - USAF PROPULSION UNITS BY ACCOUNT, BY TYPE, BY STATUS, WORLD-WIDE -
30 JUNE 1972 (CONTINUED)

ACCOUNT AND TYPE	TOTAL	INSTALLED	UNINSTALLED		
			Total	Serviceable	Reparable
<u>US AIR FORCE - (Continued)</u>					
<u>Reciprocating - Total</u>	<u>9,384</u>	<u>4,261</u>	<u>5,123</u>	<u>1,140</u>	<u>3,983</u>
O300	50	38	12	6	6
O360	846	606	240	140	100
O470	251	43	208	18	190
O480	51	26	25	10	15
O520	54	24	30	11	19
R985	159	121	38	13	25
R1300	137	50	87	28	59
R1340	5	3	2	-	2
R1820	396	219	177	45	132
R1830	1,117	350	767	164	603
R2000	1,042	319	723	61	662
R2800	2,035	1,255	780	232	548
R3350	1,357	513	844	341	503
R4360	1,884	694	1,190	71	1,119
<u>BAILMENT - TOTAL</u>	<u>171</u>	<u>83</u>	<u>88</u>	<u>51</u>	<u>37</u>
<u>Jet - Total</u>	<u>169</u>	<u>81</u>	<u>88</u>	<u>51</u>	<u>37</u>
J33	19	3	16	14	2
J47	62	14	48	15	33
J57	16	15	1	1	-
J69	4	-	4	4	-
J71	3	3	-	-	-
J79	26	18	8	8	-
J85	9	5	4	2	2
J100	2	-	2	2	-
TF30	9	7	2	2	-
TF33	16	16	-	-	-
TF41	3	-	3	3	-
<u>Reciprocating - Total</u>	<u>2</u>	<u>2</u>	<u>-</u>	<u>-</u>	<u>-</u>
O985	1	1	-	-	-
R1820	1	1	-	-	-
<u>US ARMY - TOTAL</u>	<u>5</u>	<u>1</u>	<u>4</u>	<u>3</u>	<u>1</u>
<u>Jet - Total</u>	<u>1</u>	<u>1</u>	<u>-</u>	<u>-</u>	<u>-</u>
J65	1	1	-	-	-
<u>Reciprocating - Total</u>	<u>4</u>	<u>-</u>	<u>4</u>	<u>3</u>	<u>1</u>
R1340	1	-	1	1	-
R1830	1	-	1	1	-
R2000	1	-	1	1	-
R2800	1	-	1	-	1

UNCLASSIFIED

UNCLASSIFIED

TABLE 49 --USAF PROPULSION UNITS BY ACCOUNT, BY TYPE, BY STATUS, WORLD-WIDE --

30 JUNE 1972 (CONTINUED)

ACCOUNT AND TYPE	TOTAL	INSTALLED	UNINSTALLED		
			Total	Serviceable	Reparable
<u>GOVERNMENT FURNISHED PROPERTY - TOTAL . . .</u>	<u>841</u>	<u>662</u>	<u>179</u>	<u>142</u>	<u>37</u>
<u>Jet - Total</u>	<u>468</u>	<u>322</u>	<u>146</u>	<u>116</u>	<u>30</u>
J47	10	9	1	1	-
J57	93	88	5	4	1
J60	57	34	23	23	-
J65	20	17	3	3	-
J69	3	1	2	2	-
J71	2	-	2	1	1
J75	1	1	-	-	-
J79	138	129	9	7	2
J85	27	11	16	1	15
TF30	83	5	78	70	8
TF33	24	22	2	1	1
TF39	10	5	5	3	2
<u>Turbo-Prop - Total</u>	<u>233</u>	<u>218</u>	<u>15</u>	<u>10</u>	<u>5</u>
T56	229	214	15	10	5
T64	2	2	-	-	-
T76	2	2	-	-	-
<u>Liquid Rocket - Total</u>	<u>1</u>	<u>-</u>	<u>1</u>	<u>1</u>	<u>-</u>
LR91	1	-	1	1	-
<u>Reciprocating - Total</u>	<u>139</u>	<u>122</u>	<u>17</u>	<u>15</u>	<u>2</u>
O470	1	1	-	-	-
R1820	2	2	-	-	-
R1830	19	11	8	8	-
R2000	8	6	2	2	-
R2800	63	61	2	-	2
R3350	21	17	4	4	-
R4360	25	24	1	1	-
<u>MILITARY ASSISTANCE PROGRAM (MAP) - TOTAL</u>	<u>570</u>	<u>301</u>	<u>269</u>	<u>115</u>	<u>154</u>
<u>Jet - Total</u>	<u>429</u>	<u>276</u>	<u>153</u>	<u>63</u>	<u>90</u>
J33	5	-	5	-	5
J47	37	2	35	14	21
J57	2	-	2	1	1
J65	1	-	1	1	-
J69	127	102	25	12	13
J79	137	87	50	21	29
J85	120	85	35	14	21
<u>Turbo-Prop - Total</u>	<u>14</u>	<u>-</u>	<u>14</u>	<u>1</u>	<u>13</u>
T56	14	-	14	1	13

UNCLASSIFIED

UNCLASSIFIED

TABLE 49 -- USAF PROPULSION UNITS BY ACCOUNT, BY TYPE, BY STATUS, WORLD-WIDE --
30 JUNE 1972 (CONTINUED)

ACCOUNT AND TYPE	TOTAL	INSTALLED	UNINSTALLED		
			Total	Serviceable	Reparable
<u>MILITARY ASSISTANCE PROGRAM (MAP) - (Cont'd)</u>					
<u>Reciprocating - Total</u>	127	25	102	51	51
R985	4	-	4	3	1
R1300	3	-	3	1	2
R1820	19	10	9	4	5
R1830	14	-	14	6	8
R2000	14	1	13	12	1
R2800	3	-	3	2	1
R3350	17	6	11	5	6
R4360	5	5	-	-	-
O360	4	-	4	1	3
O470	30	3	27	6	21
O520	14	-	14	11	3
<u>GOVERNMENT FURNISHED AIRCRAFT EQUIPMENT -</u>					
<u>TOTAL</u>	630	151	479	467	12
<u>Jet - Total</u>	476	125	351	339	12
J69	5	-	5	5	-
J79	106	47	59	59	-
J85	117	22	95	90	5
TF30	126	34	92	92	-
TF39	83	5	78	73	5
TF41	39	17	22	20	2
<u>Turbo-Prop - Total</u>	34	-	34	34	-
T53	31	-	31	31	-
T56	2	-	2	2	-
T58	1	-	1	1	-
<u>Liquid Rocket - Total</u>	120	26	94	94	-
J10	10	8	2	2	-
LR79	3	3	-	-	-
LR87	15	4	11	11	-
LR89	21	-	21	21	-
LR91	13	5	8	8	-
LR101	42	6	36	36	-
LR105	16	-	16	16	-
<u>AIR NATIONAL GUARD BUREAU - TOTAL</u>					
<u>Jet - Total</u>	2,252	1,670	582	233	349
J33	233	88	145	17	128
J35	2	2	-	-	-
J47	182	137	45	27	18
J57	1,354	1,056	298	142	156
J60	4	4	-	-	-

UNCLASSIFIED

UNCLASSIFIED

TABLE 49 - USAF PROPULSION UNITS BY ACCOUNT, BY TYPE, BY STATUS, WORLD-WIDE -
30 JUNE 1972 (CONTINUED)

ACCOUNT AND TYPE	TOTAL	INSTALLED	UNINSTALLED		
			Total	Serviceable	Reparable
<u>GROUND TRAINING - (Continued)</u>					
<u>Jet - (Continued)</u>					
J65	2	2	-	1	39
J69	14	12	2	2	-
J71	2	2	-	-	-
J75	1	-	1	-	1
J79	14	-	14	4	10
J85	9	-	9	2	7
TF30	14	10	4	3	1
TF33	5	-	5	2	3
TF39	2	-	2	-	2
TF41	1	-	1	-	1
YF100	1	-	1	1	-
<u>Turbo-Prop - Total</u>	<u>48</u>	<u>12</u>	<u>36</u>	<u>2</u>	<u>34</u>
T34	4	4	-	-	-
T53	9	2	7	1	6
T56	18	4	14	1	13
T58	10	2	8	-	8
T64	2	-	2	-	2
T76	2	-	2	-	2
T400	2	-	2	-	2
G400	1	-	1	-	1
<u>Liquid Rocket - Total</u>	<u>4</u>	<u>2</u>	<u>2</u>	<u>-</u>	<u>2</u>
LR87	2	1	1	-	1
LR91	2	1	1	-	1
<u>Reciprocating - Total</u>	<u>96</u>	<u>50</u>	<u>46</u>	<u>12</u>	<u>34</u>
R1300	14	11	3	2	1
R1820	2	1	1	-	1
R1830	15	8	7	7	-
R2000	6	4	2	2	-
R2800	10	2	8	-	8
R3350	1	-	1	-	1
R4360	45	22	23	1	22
O360	1	-	1	-	1
O470	2	2	-	-	-
<u>US NAVY - TOTAL</u>	<u>65</u>	<u>8</u>	<u>57</u>	<u>12</u>	<u>45</u>
<u>Jet - Total</u>	<u>43</u>	<u>5</u>	<u>38</u>	<u>7</u>	<u>31</u>
J69	5	5	-	-	-
J47	1	-	1	1	-
TF30	1	-	1	-	1
TF41	36	-	36	6	30

UNCLASSIFIED

UNCLASSIFIED

TABLE 49 - USAF PROPULSION UNITS BY ACCOUNT, BY TYPE, BY STATUS, WORLD-WIDE -
30 JUNE 1972 (CONTINUED)

ACCOUNT AND TYPE	TOTAL	INSTALLED	UNINSTALLED		
			Total	Serviceable	Reparable
<u>US NAVY - (Continued)</u>					
<u>Turbo-Prop - Total</u>	2	-	2	1	1
T56	<u>2</u>	<u>-</u>	<u>2</u>	<u>1</u>	<u>1</u>
<u>Reciprocating - Total</u>	20	3	17	4	13
R1820	<u>4</u>	<u>3</u>	<u>1</u>	<u>1</u>	<u>-</u>
R2800	1	-	1	1	-
R3350	15	-	15	2	13
<u>RESEARCH AND DEVELOPMENT - TOTAL</u>	<u>58</u>	<u>1</u>	<u>57</u>	<u>18</u>	<u>39</u>
<u>Jet - Total</u>	55	-	55	17	38
J57	22	-	22	9	13
J65	1	-	1	1	-
J69	3	-	3	2	1
J75	1	-	1	-	1
J79	8	-	8	1	7
J85	8	-	8	-	8
J93	3	-	3	-	3
TF30	3	-	3	2	1
TF33	6	-	6	2	4
<u>Turbo-Prop - Total</u>	1	-	1	1	-
T64	<u>1</u>	<u>-</u>	<u>1</u>	<u>1</u>	<u>-</u>
<u>Reciprocating - Total</u>	2	1	1	-	1
O520	<u>2</u>	<u>1</u>	<u>1</u>	<u>-</u>	<u>1</u>
<u>ON LOAN - TOTAL</u>	<u>197</u>	<u>155</u>	<u>42</u>	<u>40</u>	<u>2</u>
<u>Jet - Total</u>	14	-	14	13	1
J57	<u>10</u>	<u>-</u>	<u>10</u>	<u>10</u>	<u>-</u>
J65	1	-	1	1	-
J69	1	-	1	-	1
J93	2	-	2	2	-
<u>Reciprocating - Total</u>	183	155	28	27	1
O300	<u>145</u>	<u>128</u>	<u>17</u>	<u>16</u>	<u>1</u>
O360	12	12	-	-	-
O470	13	13	-	-	-
O480	1	1	-	-	-
R1300	1	1	-	-	-
R2800	11	-	11	11	-

UNCLASSIFIED

UNCLASSIFIED

TABLE 49 - USAF PROPULSION UNITS BY ACCOUNT, BY TYPE, BY STATUS, WORLD-WIDE -
30 JUNE 1972 (CONTINUED)

ACCOUNT AND TYPE	TOTAL	INSTALLED	UNINSTALLED		
			Total	Serviceable	Reparable
<u>AERO CLUB - TOTAL</u>	<u>50</u>	<u>31</u>	<u>19</u>	<u>2</u>	<u>17</u>
<u>Reciprocating - Total</u>	<u>50</u>	<u>31</u>	<u>19</u>	<u>2</u>	<u>17</u>
O290	<u>3</u>	<u>3</u>	-	-	-
O300	3	3	-	-	-
O470	44	25	19	2	17
<u>FEDERAL AVIATION AGENCY - TOTAL</u>	<u>6</u>	<u>4</u>	<u>2</u>	<u>1</u>	<u>1</u>
<u>Jet - Total</u>	<u>6</u>	<u>4</u>	<u>2</u>	<u>1</u>	<u>1</u>
J57	<u>5</u>	<u>3</u>	<u>2</u>	<u>1</u>	<u>1</u>
J65	1	1	-	-	-
<u>CLASSIFIED PROJECT - TOTAL</u>	<u>1,001</u>	<u>299</u>	<u>702</u>	<u>702</u>	-
<u>Jet - Total</u>	<u>609</u>	<u>51</u>	<u>558</u>	<u>558</u>	-
J33	<u>3</u>	<u>3</u>	-	-	-
J35	5	5	-	-	-
J47	12	11	1	1	-
J69	471	5	466	466	-
J73	2	-	2	2	-
J79	30	24	6	6	-
J85	45	3	42	42	-
J100	41	-	41	41	-
<u>Turbo-Prop - Total</u>	<u>52</u>	<u>17</u>	<u>35</u>	<u>35</u>	-
T56	<u>45</u>	<u>17</u>	<u>28</u>	<u>28</u>	-
T58	1	-	1	1	-
T76	1	-	1	1	-
T400	5	-	5	5	-
<u>Liquid Rocket - Total</u>	<u>9</u>	<u>9</u>	-	-	-
LR79	<u>2</u>	<u>2</u>	-	-	-
LR87	1	1	-	-	-
LR91	1	1	-	-	-
LR101	5	5	-	-	-
<u>Reciprocating - Total</u>	<u>331</u>	<u>222</u>	<u>109</u>	<u>109</u>	-
O360	<u>5</u>	<u>4</u>	<u>1</u>	<u>1</u>	-
O470	33	29	4	4	-
O480	18	18	-	-	-
R985	1	1	-	-	-
R1280	22	20	2	2	-
R1830	79	70	9	9	-
R2000	41	8	33	33	-
R2800	40	11	29	29	-
R3350	63	47	16	16	-
R4360	29	14	15	15	-

UNCLASSIFIED

UNCLASSIFIED

TABLE 49 — USAF PROPULSION UNITS BY ACCOUNT, BY TYPE, BY STATUS, WORLD-WIDE —
30 JUNE 1972 (CONTINUED)

ACCOUNT AND TYPE	TOTAL	INSTALLED	UNINSTALLED		
			Total	Serviceable	Reparable
<u>OTHER - TOTAL</u>	<u>21</u>	<u>11</u>	<u>10</u>	<u>3</u>	<u>7</u>
<u>Jet - Total</u>	<u>5</u>	<u>1</u>	<u>4</u>	<u>-</u>	<u>4</u>
J65	<u>1</u>	<u>1</u>	<u>-</u>	<u>-</u>	<u>-</u>
J85	4	-	4	-	4
<u>Liquid Rocket - Total</u>	<u>1</u>	<u>-</u>	<u>1</u>	<u>1</u>	<u>-</u>
LR101	<u>1</u>	<u>-</u>	<u>1</u>	<u>1</u>	<u>-</u>
<u>Reciprocating - Total</u>	<u>15</u>	<u>10</u>	<u>5</u>	<u>2</u>	<u>3</u>
O740	<u>6</u>	<u>6</u>	<u>-</u>	<u>-</u>	<u>-</u>
R1830	1	-	1	-	1
R2000	2	-	2	2	-
R2800	2	-	2	-	2
R4360	4	4	-	-	-

Source: Extracted and reformatted from Directorate of Supply and Services data by Management Information Division, Directorate of Management Analysis, Comptroller of the Air Force.

UNCLASSIFIED

UNCLASSIFIED
MATERIEL (CONTINUED)
VEHICLES

INTRODUCTION

The tables included in this section provide summary data on the status of the USAF World-wide Vehicle Inventory. Air Force Supply Manual 67-1, Vol. VII, Part One, dated 7 March 1962, with changes and Air Force Manual 171-14, dated 1 September 1960, Volume II, with changes, constitute the basic authority for the system.

Due to changes in the Air Staff needs, the detailed vehicle inventory data are available on an annual basis (30 June).

DEFINITIONS

IN STORAGE - Motor vehicles not in use which are being held at depots, stations, and bases for reserve or to fill requisitions made through regular supply channels and procedures.

NOT READY FOR ISSUE - Motor vehicles which cannot be issued for use because of their unserviceability.

SPECIAL DESIGN VEHICLES - Motor vehicles designed for special purpose use, e.g., fire engines, rotary snow plows, and other vehicles with mounted equipment which are used for purpose other than to provide transportation service for personnel, supplies or equipment.

TRANSPORT DESIGN VEHICLES - General purpose motor vehicles designed to provide transportation service, i.e., transportation of personnel or cargo.

UNCLASSIFIED

UNCLASSIFIED

TABLE 50 — USAF VEHICLES BY DESIGN AND APPLICATION, IN USE AND IN STORAGE, WORLD-WIDE
30 JUNE 1972

DESIGN AND APPLICATION	TOTAL	IN USE	IN STORAGE		
			Total	Ready for Issue	Not Ready For Issue
<u>TOTAL</u>	<u>79,894</u>	<u>78,049</u>	<u>1,845</u>	<u>1,257</u>	<u>588</u>
<u>COMMERCIAL DESIGN - TOTAL</u>	<u>59,314</u>	<u>58,273</u>	<u>1,041</u>	<u>723</u>	<u>318</u>
<u>General Purpose - Total</u>	<u>51,841</u>	<u>51,077</u>	<u>764</u>	<u>509</u>	<u>255</u>
Sedans	4,404	4,388	16	5	11
Bus, Body on Chassis, 1 thru 37 Pass	2,291	2,247	44	32	12
Bus, Body on Chassis, 38 Pass and Over	605	601	4	4	0
Bus, Integral	94	94	0	0	0
Station Wagon	2,588	2,567	21	2	19
Ambulance, Truck	710	629	81	80	1
Ambulance, Metropolitan and Station Wagon	593	593	0	0	0
Truck, Pickup 3800-6999 lbs GVW	16,282	16,152	130	72	58
Truck, Other 3200-6999 lbs GVW	3,100	3,064	36	15	21
Truck, 7000-9999 lbs GVW	9,270	9,131	139	81	58
Truck, 10000-16999 lbs GVW	4,705	4,650	55	26	29
Truck/Truck Tractor 19000-23999 lbs GVW	948	900	48	36	12
Truck/Truck Tractor 24000-39499 lbs GVW	20	20	0	0	0
Truck/Truck Tractor 39500 lbs and Over	3,275	3,194	81	68	13
Truck Chassis	113	107	6	4	2
Bus/Ambulance and Bus Train	123	117	6	6	0
Trailers and Semi-Trailers	2,720	2,623	97	78	19
<u>Special Purpose - Total</u>	<u>7,473</u>	<u>7,196</u>	<u>277</u>	<u>214</u>	<u>63</u>
Truck, Wrecker	216	215	1	0	1
Truck, Refuse	473	471	2	1	1
Truck, Powerline and Telephone Maint	1,459	1,424	35	17	18
Truck, H. Reach	246	246	0	0	0
Truck, H. Lift	262	257	5	2	3
Truck, Fuel	491	487	4	2	2
Truck, Dump	2,122	2,044	78	60	18
Truck, Other	681	653	28	15	13
Truck, Crane	330	298	32	30	2
Semi-Trailer	151	139	12	8	4
Trailer	1,042	962	80	79	1
<u>MILITARY DESIGN - TOTAL</u>	<u>20,580</u>	<u>19,776</u>	<u>804</u>	<u>534</u>	<u>270</u>
<u>General Purpose Total</u>	<u>8,943</u>	<u>8,601</u>	<u>342</u>	<u>290</u>	<u>52</u>
Ambulance	83	74	9	6	3
Truck, 1/4 Ton Jeep	1,087	1,005	82	77	5
Truck, 7000-9999 GVW	1,121	1,035	86	84	2
Truck & Truck Tractor, 19000-23999 GVW	2,783	2,730	53	41	12
Truck & Truck Tractor, 24000-39499	293	276	17	13	4
Semi-Trailer	1,144	1,142	2	1	1
Semi-Trailer L/B	681	642	39	36	3
Trailer All Types	1,687	1,635	52	32	20
Dollies	64	62	2	0	2
<u>Special Purpose - Total</u>	<u>11,637</u>	<u>11,175</u>	<u>462</u>	<u>244</u>	<u>218</u>
Truck, Powerline and Telephone Maint	187	185	2	0	2
Truck, Wrecker	316	312	4	1	3
Truck, Crash	1,540	1,503	37	3	34
Truck, Fire	735	716	19	2	17
Truck, (Demineralized Water)	271	252	19	10	9
Truck, Fuel	2,514	2,385	129	54	75
Truck, Other	167	164	3	3	0
Semi-Trailer	1,525	1,445	80	66	14
Trailer	1,455	1,380	75	53	22
Tractor, Towing	1,987	1,930	57	28	29
Carrier, Cargo & Personnel	41	35	6	0	6
Dolly Sets	807	801	6	2	4
Armored Cars	92	67	25	22	3

Source: Director of Transportation
DCS/Systems and Logistics

UNCLASSIFIED

UNCLASSIFIED

TABLE 51 - USAF COMMERCIAL DESIGN VEHICLES IN USE, BY AREA, WORLD-WIDE - 30 JUNE 1972

GROUP	TOTAL	UNITED STATES	U.S. POSSESSIONS	FOREIGN COUNTRIES
<u>WORLD-WIDE - TOTAL</u>	<u>48,337</u>	<u>35,122</u>	<u>815</u>	<u>12,400</u>
Sedans	4,388	3,695	55	638
Bus, body on chassis (1 thru 37 Passengers) .	2,247	1,363	48	836
Bus, body on chassis (38 Pass and over) . . .	601	375	19	207
Bus, Integral	94	86		8
Station Wagon	2,567	2,064	44	459
Ambulances	1,222	879	14	329
Truck, Pickup 3800-6999GVW	16,152	11,541	315	4,296
Truck, Other 3200-7000GVW	3,064	2,228	24	812
Truck, 7000-10000GVW	9,131	6,575	145	2,411
Truck, 10000-16999GVW	4,650	3,128	80	1,442
Truck & Truck Tractor 17000-20999GVW	900	729	11	160
Truck & Truck Tractor 21000-23999GVW	20	18		2
Truck & Truck Tractor 24000-44500GVW	3,194	2,352	60	782
Truck & Truck Tractor 44501-and Over	107	89		18

Source: Director of Transportation
DCS/Systems & Logistics

UNCLASSIFIED

UNCLASSIFIED

MATERIEL CONTINUED

WAR READINESS MATERIEL

INTRODUCTION

Data included in this section portrays USAF inventory of selected airmunitions items (including Vamp/Lamp) as well as materiel relating to Southeast Asia ordnance expenditures (excluding Vamp/Lamp) by 7th Air Force and Strategic Air Command.

Material on selected items of War Readiness Materiel is based on information submitted in accordance with Air Force Manual 67-1, Volume I, Part I, Chapter 14, and reflects summary data depicting pre-storage of war consumables.

DEFINITIONS

WAR CONSUMABLES - Essential support items used in direct support of aircraft and personnel during wartime operation.

WAR READINESS MATERIEL (WRM) - Quantities of materiel necessary to assure immediate availability of resources to support the initial phase of approved Air Force war plans in the event of an emergency.

UNCLASSIFIED

TABLE 52 — USAF INVENTORY OF AIRMUNITION ITEMS, WORLD-WIDE (INCLUDING VAMP/LAMP)
30 JUNE 1972


ITEM	QUANTITIES
<u>BOMBS</u>	
750# M117	207,700
3000# M118	934
250# MK 81	122,100
500# MK 82	540,400
2000# MK 84	8,900
750# M36	8,400
100# M1A2/4	25,000
100# M47	1,300
500# BLU-23/32	22,200
750# BLU-1/27M116	50,100
BLU-52	3,328
CBU-1	29,042
CBU-2	15,668
CBU-3	6,711
CBU-7	2,263
CBU-12	1,584
CBU-14	8,525
CBU-22	1,818
CBU-24	14,500
CBU-25	20,100
CBU-29/49	10,400
CBU-30	3,337
CBU-34/42	497
CBU-38	4,175
CBU-46	2,146
CBU-52	500
CBU-55	743
CBU-58	8,200
ADU-253	23,674
BLU-31 (MINE)	6,045
BLU-82	95
ROCKEYE	3,400
WALLEYE	2,794
<u>AIRCRAFT GUN AMMUNITION (Thousands)</u>	
20M/M Cartridges for M3 Gun	11,810
20M/M Cartridges for M39 Gun	16,250
20M/M Cartridges for M61 Gun	36,570
7.62M/M Cartridges	123,410

CLASSIFIED BY *L45*
SUBJECT TO GENERAL DE-
CLASSIFICATION SCHEDULE
OF EXECUTIVE ORDER 11652
AUTOMATICALLY DOWNGRADED
AT TWO YEAR INTERVALS
DECLASSIFIED ON: 31 DEC 1981

TABLE 52 -- USAF INVENTORY OF AIRMUNITION ITEMS, WORLD-WIDE (INCLUDING VAMP/LAMP)
30 JUNE 1972 (CONTINUED)

ITEM	QUANTITIES
<u>MISSILES</u>	
AIM-4A/D/F/G FALCON	18,090
AIM-7E SPARROW	6,455
AIM-9B/E SIDEWINDER	9,621
AIM-26B FALCON	1,005
AGM-12B BULLPUP	5,295
AGM-12C BULLPUP	453
AGM-12E	190
AGM-45 SHRIKE	4,396
AGM-78A/B/C	211
<u>ROCKETS</u>	
2.75" Rocket Motors (MK04/MK40)	1,142,200
2.75" Rocket Motor (SR105)	11,300
<u>FLARES</u>	
MK 24/45 Flare	314,200
MLU-32 (BRITEYE)	1,320
LUU-2/B	51,500
<u>MISCELLANEOUS</u>	
MK 75 MOD Kit	44,700
EO Bomb Kit	1,648
Laser Kit	13,084

Source: Monthly Air Munitions Selected Item Status Report (SISR).
Munitions Division, Directorate of Supply and Services,
Deputy Chief of Staff, Systems and Logistics, USAF.


TABLE 53 — SOUTHEAST ASIA ORDNANCE EXPENDITURES (EXCLUDING VAMP/LAMP)
BY 7TH AIR FORCE AND STRATEGIC AIR COMMAND
FY 1969 THROUGH FY 1972

ITEM	FY 1969	FY 1970	FY 1971	FY 1972
<u>AIRCRAFT GUN AMMUNITION (Thous Rds)</u>				
20MM (M3 Gun)	1,440	2,334	1,782	962
20MM (M39 Gun)	21,203	9,832	3,190	-
20MM (M61 Gun)	13,681	14,089	9,992	9,712
7.62MM	101,575	79,973	62,729	26,258
<u>FLARES</u>				
MK 24	454,165	317,526	160,793	13,748
MLU 32 (BRITEYE)	-	27	427	856
LUU-2/B	-	-	300	43,902
<u>BOMBS</u>				
<u>BLU/FIRE</u>				
500# BLU-11/23/32	54,714	38,950	18,445	10,307
750# M116/BLU-1/27	124,744	87,383	53,771	13,294
BLU-52	1,033	514	325	423
<u>GENERAL PURPOSE</u>				
250# MK81	31,587	1,837	12	6,556
500# MK82	1,774,615	1,566,924	974,219	802,404
750# M117	1,027,353	754,915	523,587	669,328
2000# MK84	10,138	7,016	8,017	9,370
3000# M118	528	1,385	539	222
<u>SPECIAL PURPOSE</u>				
BLU-82	-	72	171	107
ROCKEYE	-	1,245	884	1,324
CBU-12	689	214	506	80
CBU-22	769	1,547	564	1,016
CBU-24	76,083	76,709	68,799	62,797
CBU-25	14,610	14,494	23,136	14,139
CBU-29/49	13,185	16,987	11,331	18,452
CBU-30	74	642	149	139
CBU-34/42	2,069	3,071	4,734	2,875
CBU-38	-	-	1,273	1,295
CBU-46	430	1,164	2,851	143
CBU-52	-	-	150	8,037
CBU-55	-	-	-	845
CBU-58	-	-	-	2,377
MIA2/4 FRAG	35,777	29,794	3,106	3,035
<u>ROCKET MOTORS</u>				
2.75" Rocket Motors (MK04/MK40)	1,520,850	879,907	432,105	329,975



 CLASSIFIED BY **L65**
 SUBJECT TO GENERAL DE-
 CLASSIFICATION SCHEDULE
 OF EXECUTIVE ORDER 11652
 AUTOMATICALLY DOWNGRADED
 AT TWO YEAR INTERVALS
 DECLASSIFIED ON: 31 DEC 1981

TABLE 53 -- SOUTHEAST ASIA ORDNANCE EXPENDITURES (EXCLUDING VAMP/LAMP)
BY 7TH AIR FORCE AND STRATEGIC AIR COMMAND
FY 1969 THROUGH FY 1972 (CONTINUED)

ITEM	FY 1969	FY 1970	FY 1971	FY 1972
<u>MISSILES</u>				
AIM-4D	148	149	56	61
SPARROW, AIM-7D/E	258	124	28	216
SIDEWINDER, AIM-9B/E	1	80	17	38
SHRIKE, AGM-45A	60	14	31	451
AGM-78A/B/C	-	-	15	195
<u>MISCELLANEOUS</u>				
MK 75 Destruction	29,300	19,914	1,127	3,247
Laser Kits	876	2,337	4,773	10,248
EO Kits	63	25	114	100

NOTE: Major Selected Items Only.

Source: PACOM Air Munitions Status Report and Interim Feeder Reports.
Munitions Division, Directorate of Supply and Services,
Deputy Chief of Staff, Systems and Logistics, USAF.


TABLE 54 — PREPOSITION AND PER CENT OF REQUIREMENTS OF WAR READINESS MATERIEL (WRM)
FOR SELECTED ITEMS, WORLD-WIDE — 25 DEC 1971 AND 25 JUNE 1972

(The data below reflect total assets on hand (including peacetime operating stocks and substitute items at each reporting base but excluding assets in AFLC depots). Status of specific types within each item will vary from the overall percentage shown).

WAR READINESS MATERIEL ITEM	UNIT OF MEASURE	25 DECEMBER 1971		25 JUNE 1972	
		Quantity On Hand	Per Cent Of Requirements	Quantity On Hand	Per Cent Of Requirements
<u>WAR CONSUMABLES</u>					
Auxiliary Fuel Tanks	Each	65,906	92	60,785	90
De-Icing Fluid, Airfoil	Gallon	4,006,266	143	2,693,187	99
Dropsondes/Radiosonde	Each	3,427	99	2,157	63
Methyl Alcohol	Gallon	494,984	211	246,759	143
Plyon Assemblies	Each	8,697	104	9,697	96
Subsistence: In Flight Packets	Package	849,398	166	756,655	168
Window Materiel (CHAFF)	Carton	40,480	65	42,773	81
<u>AMMUNITION RELATED ITEMS (Selected)</u>					
Adapters and Launchers	Each	993	180	774	108
Airborne Weapons (Guns)	Each	1,485	90	1,291	99
Airborne Weapons (Barrels)	Each	10,265	69	10,400	94
Multi and Triple Purpose Ejector Racks	Each	7,466	108	6,767	93

Source: Directorate of Air Staff Systems, Air Force Data Services Center, AFDA.

CLASSIFIED BY **L65**
SUBJECT TO GENERAL DE-
CLASSIFICATION SCHEDULE
OF EXECUTIVE ORDER 11652
AUTOMATICALLY DOWNGRADED
AT TWO YEAR INTERVALS
DECLASSIFIED ON: 31 DEC 1981



(This page is Unclassified)

MATERIEL (CONTINUED)

MACHINE TOOLS

INTRODUCTION

The table in this section provides summary data on the status of the inventory and acquisition cost of USAF Machine Tools in the possession of contractors.

Machine tools are referred to as that production equipment listed in the Federal Catalog under commodity codes 3405, 3408, and 3410-3419, and 3441-3449 with an acquisition cost of more than \$1,000.00.

DEFINITION

CONTRACTOR/INDUSTRIAL INVENTORY - Air Force owned tools in the hands of contractors in use for production or for research and development.

(This page is Unclassified)




TABLE 55 - USAF INVENTORY OF METALWORKING MACHINERY BY TYPE AND LOCATION
30 JUNE 1972

NUMBER, TYPE OR LOCATION	METALWORKING MACHINERY REPORTED TO DIPEC ^{a/} , BY TYPE					
	Quantity			Value (In Thousands of Dollars)		
	Total	In Use	Not In Use	Total	In Use	Not In Use
A - Total	20,894	19,888	1,006	\$640,633	\$616,632	\$24,001
1. Metal Cutting Machinery						
3405 - Saws and Filing	1,127	1,111	16	5,684	5,627	57
3408 - Machining Centers	271	257	14	41,314	38,663	2,651
3410 - Electrical and Ultrasonic Erosion .	159	156	3	3,014	2,983	31
3411 - Boring	2,007	1,920	87	110,216	106,458	3,758
3412 - Broaching	261	258	3	8,720	8,647	73
3413 - Drilling	2,040	1,911	129	20,654	19,277	1,377
3414 - Gear Cutting and Finishing	432	425	7	10,781	10,682	99
3415 - Grinding	3,579	3,415	164	52,457	49,843	2,614
3416 - Lathes	3,677	3,457	220	77,269	71,535	5,734
3417 - Milling	3,612	3,417	195	154,388	148,441	5,947
3418 - Planers	223	220	3	4,808	4,768	40
3419 - Miscellaneous Cutting	514	461	53	3,585	2,619	966
2. Metal Forming Machinery						
3441 - Bending and Forming	874	867	7	20,366	20,288	78
3442 - Hydraulic Presses	393	377	16	90,565	90,421	144
3443 - Mechanical Press	711	691	20	20,396	20,266	130
3444 - Manual Press	35	35	0	45	45	0
3445 - Punching and Shearing	417	408	9	3,527	3,444	83
3446 - Forging	162	155	7	6,094	6,012	82
3447 - Wire and Metal	15	5	10	69	34	35
3448 - Riveting	331	288	43	1,722	1,620	102
3449 - Miscellaneous Forming	54	54	0	4,959	4,959	0

METALWORKING MACHINERY REPORTED TO DIPEC^{a/}, GEOGRAPHICAL LOCATION

	Value (In Thousands of Dollars)
TOTAL (same as Total of Section A-1)	\$640,633
U. S. (50 States)	640,137
Possessions	83
Foreign	413

^{a/} DIPEC - Defense Industrial Plant Equipment Center.

Source: Industrial Resources Division, Deputy Chief of Staff, Research and Development.

UNCLASSIFIED

MATERIEL (CONTINUED)

SURPLUS AND EXCESS MATERIEL

INTRODUCTION

The primary objective of the USAF Disposal Program is to remove inactive, obsolete, and nonrequired personal property from active Air Force inventories in a timely and efficient manner. This is accomplished through redistribution and/or marketing procedures as set forth in Volume VI, AFM 67-1 and DOD Disposal Manual 4160.21-M.

The dollar value at which materiel is carried on inventory records is for monetary accounting purposes. It may or may not be based upon the original acquisition cost and can be estimated if not available. This is not an appraised value.

Statistics included herein have been compiled from Excess and Surplus Property Reports RCS: DD-S&L(Q)369. (Air Force source, Excess and Surplus Property Report, RCS: AF-S57, and Scrap and Waste Report, RCS: (AF-S13)).

DEFINITIONS

DISPOSAL - The redistribution of AF excess and the disposition of surplus property (including scrap) by transfer, donation, sale, destruction, and abandonment.

DONABLE PROPERTY - Surplus equipment, materials, books, or other surplus including surplus property in working capital funds, stock fund items, or similar management funds.

EXCESS PROPERTY - Any property under the control of any federal agency which is not required for its need and the discharge of its responsibilities.

GENERATIONS - Property received to the accounts of AF Property Disposal Officers (regardless of turn-in activity, i.e. Air Force, other Military Services and other agencies or activities authorized to use AF disposal facilities) which is being processed for final disposal by Air Force Redistribution and Marketing activities.

PERSONAL PROPERTY - Property of any kind (equipment, supplies, etc.) or any interest therein, acquired by the Air Force. Excludes real property and records of the Federal Government.

SCRAP - Personal property, other than waste, which has no reasonable prospect of sale, or which appears to have no market value other than its basic material content.

SURPLUS PROPERTY - Personal property which, through screening or other means, has been determined to be in excess to all federal agency requirements.

UNCLASSIFIED

UNCLASSIFIED

TABLE 56 — EXCESS AND SURPLUS PERSONAL PROPERTY PROCESSED BY THE USAF,
WORLD-WIDE — FY 1972

ACTIVITY	WORLD-WIDE	CONUS ^{a/}	OVERSEAS
<u>ON HAND (30 June 1971) - TOTAL</u>	<u>\$3,355,155,682</u>	<u>\$3,319,135,162</u>	<u>\$ 36,020,520</u>
<u>GENERATED - TOTAL</u>	<u>3,770,064,435</u>	<u>3,414,617,576</u>	<u>355,446,859</u>
Inventory Control Point	567,604,813	567,604,813	-
Other	3,202,459,622	2,847,012,763	355,446,859
<u>DISPOSAL - TOTAL</u>	<u>3,497,798,056</u>	<u>3,134,213,451</u>	<u>363,584,605</u>
Reutilized	364,736,592	351,776,486	12,960,106
Reclaimed	147,370,065	146,627,211	742,854
Transferred to Department of Defense, Other Federal Agencies and MAP	288,027,545	236,768,126	51,259,419
Donations	111,671,586	107,955,950	3,715,636
Expended to Scrap	1,856,977,552	1,670,744,650	186,232,902
Abandoned or Destroyed	8,658,101	5,019,629	3,638,472
Other Dispositions			
Transferred for Sale	215,377	25,603	189,774
Sold (Acquisition Cost)	720,141,238	615,295,796	104,845,442
Proceeds	(16,443,216)	(11,848,877)	(4,594,339)
<u>ON HAND (30 June 1972) - TOTAL</u>	<u>3,627,422,061</u>	<u>3,599,539,287</u>	<u>27,882,774</u>

SCRAP DISPOSALS

<u>SCRAP SOLD (Pounds) - TOTAL</u>	<u>369,499,815</u>	<u>237,292,735</u>	<u>132,207,080</u>
<u>SCRAP SOLD PROCEEDS - TOTAL</u> ^{b/}	<u>(\$ 8,684,069)</u>	<u>(\$ 5,579,455)</u>	<u>(\$ 3,104,614)</u>
<u>SCRAP ON HAND (Pounds) 30 June 1972 - TOTAL</u>	<u>102,800,293</u>	<u>78,548,814</u>	<u>24,251,479</u>

^{a/} Entries reflected under CONUS represent the United States, Alaska and Puerto Rico.

^{b/} Proceeds include revenue from sale of precious metal.


Source: General Support Branch, Director of Supply and Services.

UNCLASSIFIED

UNCLASSIFIED

UNCLASSIFIED

Installations



PART V

UNCLASSIFIED

INSTALLATIONS

PART V

INTRODUCTION

The USAF Program, "Installations" (PDIC Document), a supplement to the USAF Program; Bases, Units, and Priorities, and USAF Installations Characteristics Data Report, RCS: 2-HAF-Z21, were used to obtain data shown.

MILITARY CONSTRUCTION PROGRAM

INTRODUCTION

This section reflects progress of the Military Construction Program, since its inception in the Air Force, in terms of dollars available, apportioned, contracted, etc. Most of the data were furnished by the Directorate of Budget and the Directorate of Civil Engineering.

DEFINITIONS

APPROVED PROGRAM - Scope and dollar amount approved for implementation of construction and funding by appropriate authority of Office of the Secretary of Defense and/or Bureau of the Budget through apportionment, or program clearance.

AUTHORIZED PROGRAM - The USAF Military Construction Program as approved by Congress.

CURRENT PROGRAM - The scope and dollar amount deemed necessary for the completion of a line item determined essential to the mission of the USAF.

OPERATING PROGRAM - The scope and dollar amount released to USAF construction agencies as approved for construction, obligation, and expenditures for the completion of a line item.

REAL PROPERTY INVENTORY

INTRODUCTION

These tables present the real property (facilities and land) controlled by the Air Force. The costs shown represent the costs at time of acquisition to the U.S. Government, plus any subsequent improvement, and do not reflect the current value or estimated replacement costs.

DEFINITIONS

EASEMENTS - A right which one party has to use the land owned by another party for ingress and egress, or for the purpose of reducing or limiting the height of objects on land owned by another party to establish security or safety area, or right-of-way interests.

FOREIGN RIGHTS - An agreement or contract between the U.S. Government and a foreign country which gives the United States the right to use the land in a foreign country.

LEASES - A contract between a lessor and a lessee granting exclusive possessory interest in real property for a specified term, reserving to the owner rent or other consideration.

UNCLASSIFIED

UNCLASSIFIED

INSTALLATIONS (CONTINUED)

REAL PROPERTY INVENTORY (CONTINUED)

DEFINITIONS (CONTINUED)

LICENSE - A privilege, revocable at will, to use or pass over privately owned real property for a specified purpose.

OWNED LAND - Land acquired through donation, condemnation, or purchase.

PUBLIC DOMAIN AND PUBLIC LAND - Land assigned to the AF through a permanent or temporary withdrawal from public domain.

COST OF MAINTENANCE AND OPERATION OF REAL PROPERTY

INTRODUCTION

This section shows the cost of maintenance and operation of USAF Real Property.

DEFINITIONS

CONTRACT - Lump sum and unit price work agreements administered by the installation for preservation and construction; and utility service, inspection, and maintenance agreements administered by major Air Force command headquarters.

LABOR COSTS - Costs of all personnel, regardless of the source, performing work attributable to real estate facility activities. The rates used in costing military services are those prescribed in AFM 177-1.

MATERIALS AND SUPPLIES - For use in accomplishing the functions of maintenance, repair, and operation of real estate facilities.

STORAGE SPACE UTILIZATION AND OCCUPANCY

INTRODUCTION

The reporting of storage space utilization and occupancy within the Air Force has been revised under the guidance of Office of the Secretary of Defense to provide a uniform procedure for all services. Included in the summary are all Air Force depots.

DEFINITIONS

GROSS STORAGE SPACE - The gross area (regardless of its location or the purpose for which the space being used was designed or is designated) which is assigned or used for any operation concerning storage or the support of storage functions.

NET STORAGE SPACE - The floor area upon which bins are erected plus the floor area upon which material can be stored.

OPEN STORAGE SPACE - Any improved or unimproved area designated for use in storing material.

WAREHOUSE SPACE - The area in building designed for storage purposes and constructed with roof and complete side and end walls.

UNCLASSIFIED

UNCLASSIFIED

TABLE 57 - ACTIVE INSTALLATIONS, WORLD-WIDE - 30 JUNE 1972

ACTIVE MAJOR INSTALLATIONS								
COMMAND	TOTAL	Operational	Operational Support		Training	Research and Test	Logistical	Foreign Bases
			Flying	Non-Flying				
<u>TOTAL</u>	<u>161</u>	<u>90</u>	<u>10</u>	<u>10</u>	<u>29</u>	<u>8</u>	<u>6</u>	<u>8</u>
<u>CONTINENTAL US - TOTAL</u>	<u>112</u>	<u>58</u>	<u>6</u>	<u>5</u>	<u>29</u>	<u>8</u>	<u>6</u>	<u>-</u>
Aerospace Defense Command	8	4	2	2	-	-	-	-
Air Force Accounting and Finance Center	1	-	-	1	-	-	-	-
Air Force Communications Service	1	-	1	-	-	-	-	-
Air Force Logistics Command	6	-	-	-	-	-	6	-
Air Force Systems Command	8	-	-	-	-	8	-	-
Air Training Command	16	-	-	-	16	-	-	-
Air University	2	-	-	-	2	-	-	-
Hq Air Force Reserve	10	-	-	-	10	-	-	-
Headquarters Command, USAF	2	1	-	1	-	-	-	-
Military Airlift Command	8	8	-	-	-	-	-	-
Strategic Air Command	28	28	-	-	-	-	-	-
Tactical Air Command	19	17	2	-	-	-	-	-
USAF Academy	1	-	-	-	1	-	-	-
USAF Security Service	1	-	-	1	-	-	-	-
Air National Guard	1	-	1	-	-	-	-	-
<u>OVERSEAS - TOTAL</u>	<u>49</u>	<u>32</u>	<u>4</u>	<u>5</u>	<u>-</u>	<u>-</u>	<u>-</u>	<u>8</u>
Alaskan Air Command (Includes Alaska)	3	3	-	-	-	-	-	-
Aerospace Defense Command	2	1	-	1	-	-	-	-
Military Airlift Command	2	2	-	-	-	-	-	-
Pacific Air Force (Includes Hawaii)	17	7	1	2	-	-	-	7
Strategic Air Command	2	2	-	-	-	-	-	-
US Air Forces, Europe	21	16	2	2	-	-	-	1
US Air Forces, Southern Command	2	1	1	-	-	-	-	-

ALL OTHER ACTIVE INSTALLATIONS								
ALL OTHER	TOTAL	Ancillary	Ballistic Missile	Industrial	Radar	Air National Guard	Tenant	War Only
<u>TOTAL</u>	<u>3,402</u>	<u>1,646</u>	<u>1,157</u>	<u>36</u>	<u>109</u>	<u>110</u>	<u>300</u>	<u>44</u>
<u>CONTINENTAL US - TOTAL</u>	<u>2,307</u>	<u>867</u>	<u>1,157</u>	<u>36</u>	<u>51</u>	<u>107</u>	<u>89</u>	<u>-</u>
<u>OVERSEAS - TOTAL</u>	<u>1,095</u>	<u>779</u>	<u>-</u>	<u>-</u>	<u>58</u>	<u>3</u>	<u>211</u>	<u>44</u>

Source: USAF Program, Bases, Unit and Priorities, Short Title PD 74-3.

UNCLASSIFIED

UNCLASSIFIED

TABLE 58 -- AIR FORCE REAL PROPERTY DATA, WORLD-WIDE
FY 1972

REAL PROPERTY ASSETS END FISCAL YEAR	
TOTAL MAJOR INSTALLATIONS WORLD-WIDE	149 ^{a/}
TOTAL OTHER INSTALLATIONS WORLD-WIDE	3,045
TOTAL NUMBER INSTALLATIONS WORLD-WIDE	3,194
TOTAL ACREAGE WORLD-WIDE	10,681,880
TOTAL COST TO GOVERNMENT WORLD-WIDE	\$ 16,853,486,000

^{a/} Excludes major installations located in SEA, the Finance Center and 1 installation in ADO.

Source: Real Property Division, Directorate of Civil Engineering

TABLE 59 -- COST TO US GOVERNMENT OF MILITARY REAL PROPERTY CONTROLLED BY DEPARTMENT OF THE AIR FORCE,
WORLD-WIDE 30 JUNE 1972

(In thousands of dollars)

TYPE OF REAL PROPERTY	WORLD-WIDE	UNITED STATES	POSSESSIONS	FOREIGN COUNTRIES
<u>TOTAL</u>	\$ <u>16,853,486</u>	\$ <u>13,910,737</u>	\$ <u>490,378</u>	\$ <u>2,452,371</u>
Land ^{a/}	158,476	129,944	28,502	30
Buildings	8,721,536	7,204,964	216,639	1,299,933
Structures, Utilities, etc.	7,973,474	6,575,829	245,237	1,152,408

^{a/} Excludes acreage leased outside of installations.

Source: Real Property Division, Directorate of Civil Engineering

UNCLASSIFIED

UNCLASSIFIED

TABLE 60 -- MILITARY REAL PROPERTY ACREAGE CONTROLLED AND LOCATED AT DEPARTMENT OF AIR FORCE INSTALLATIONS, WORLD-WIDE - 30 JUNE 1972

TYPE OF LAND	WORLD-WIDE *	UNITED STATES	POSSESSIONS	FOREIGN COUNTRIES
<u>TOTAL</u>	<u>10,681,880</u>	<u>9,447,109</u>	<u>75,760</u>	<u>1,159,011</u>
Owned	1,468,794	1,443,707	25,087	-
Public Domain	6,940,732	6,940,732	-	-
License or Permit	566,238	527,809	38,368	61
Public Land (Possessions)	11,917	-	11,917	-
Easements	204,276	197,475	334	6,467
Leased <u>a/</u>	354,083	337,386	54	16,643
Foreign Rights	1,135,840	-	-	1,135,840

a/ Excludes acreage leased outside of installation.

Source: Real Property Division, Directorate of Civil Engineering

TABLE 61 -- GOVERNMENT COST OF LAND CONTROLLED BY DEPARTMENT OF THE AIR FORCE, WORLD-WIDE - 30 JUNE 1972

(In thousands of dollars)

TYPE OF LAND	WORLD-WIDE	UNITED STATES	POSSESSIONS	FOREIGN COUNTRIES
<u>TOTAL</u>	\$ <u>158,476</u>	\$ <u>129,944</u>	\$ <u>28,502</u>	\$ <u>30</u>
Owned	144,358	115,856	28,502	-
License	567	567	-	-
Easements	13,551	13,521	-	30
Leased <u>a/</u>	-	-	-	-
Foreign Rights	-	-	-	-

a/ Excludes the cost of acreage leased outside of installations.

Source: Real Property Division, Directorate of Civil Engineering

UNCLASSIFIED

UNCLASSIFIED

TABLE 62 -- MAINTENANCE AND OPERATION COST OF USAF REAL PROPERTY BY COMMAND -
WORLD-WIDE -- FY 1972

(In Thousands of Dollars)

COMMAND	TOTAL	LABOR COST		MATERIAL AND SUPPLIES	CONTRACT AND OTHER
		CIVILIAN	MILITARY		
<u>WORLD-WIDE - TOTAL</u>	<u>\$1,262,264</u>	<u>\$342,142</u>	<u>\$260,429</u>	<u>\$194,017</u>	<u>\$465,676</u>
<u>CONTINENTAL U S - TOTAL</u>	<u>848,908</u>	<u>278,734</u>	<u>161,771</u>	<u>111,775</u>	<u>296,628</u>
Aeronautical Chart and Information Center ..	3,011	2,008	57	202	744
Air Force Communication Center	8,499	2,188	1,958	967	3,386
Aerospace Defense Command	63,808	19,279	13,599	8,694	22,236
Air Force Logistics Command	110,391	48,561	3,476	10,509	47,845
Air Force Systems Command	86,186	23,265	10,468	5,853	46,600
Air Training Command	102,980	43,716	18,672	9,430	31,162
Air University	9,246	1,496	4,129	716	2,905
Headquarters Air Force Reserve	13,659	7,657	625	1,359	4,018
Headquarters Command USAF	18,520	7,309	2,971	2,386	5,854
Military Airlift Command	71,909	23,981	16,044	8,431	23,453
Strategic Air Command	212,509	58,711	49,454	46,465	57,879
Tactical Air Command	132,706	32,459	39,154	15,434	45,659
U S Air Force Academy	13,164	7,168	703	1,083	4,210
USAF Security Service	2,320	936	461	246	677
<u>OVERSEAS - TOTAL</u>	<u>413,356</u>	<u>63,408</u>	<u>98,658</u>	<u>82,242</u>	<u>169,048</u>
Alaska Air Command (Includes Alaska)	42,318	10,875	12,724	8,419	10,300
Aerospace Command	21,362	895	361	7,095	13,011
Air Force Systems Command	26,786	-	9	911	25,866
Military Airlift Command	10,035	1,902	3,009	1,760	3,364
Pacific Air Forces (Includes Hawaii)	164,363	27,963	47,334	35,768	53,298
Strategic Air Command	19,558	6,742	3,217	4,492	5,107
USAF In Europe	110,829	11,829	28,132	20,565	50,303
USAF Security Services	9,936	550	2,025	2,374	4,987
US Air Force Southern Command	8,169	2,652	1,847	858	2,812

Source: Maintenance/Management Division, Director of Civil Engineering, Deputy Chief of Staff, Programs and Resources.

UNCLASSIFIED



*Military Assistance Program
(MAP)*



PART VI

TABLE 63 — MILITARY APPROPRIATION SERVICE-FUNDED PROGRAM FORMAL TRAINING ACCOMPLISHMENT BY TYPE OF TRAINING,
BY RECIPIENT COUNTRY — FY 1966 THROUGH FY 1972

AREA AND COUNTRY	TOTAL SPACES COMPLETED WORLD-WIDE FY 66 THRU FY 72	FORMAL TRAINING COMPLETED IN CONTINENTAL US						FORMAL TRAINING COMPLETED OVERSEAS					
		Total Spaces Contrl US	Pilot	Other Flying	Elec- tronics And Com- muni- cations	Aircraft And Aero Equip- ment Mainte- nance	Other Train- ing	Total Spaces Over- seas	Pilot	Other Flying	Elec- tronics And Com- muni- cations	Aircraft And Aero Equip- ment Mainte- nance	Other Train- ing
<u>TOTAL</u>	<u>36,427</u>	<u>26,809</u>	<u>6,780</u>	<u>570</u>	<u>1,041</u>	<u>3,462</u>	<u>14,956</u>	<u>9,618</u>	<u>742</u>	<u>1,685</u>	<u>995</u>	<u>3,383</u>	<u>2,813</u>
Korea	1,238	1,088	71	70	88	262	597	150	104	22	-	13	11
Laos	1,237	827	34	44	38	169	542	410	106	61	-	243	-
Thailand	2,830	1,646	67	90	181	352	956	1,184	-	160	180	505	339
Vietnam	31,122	23,248	6,608	366	734	2,679	12,861	7,874	532	1,442	815	2,622	2,463

NOTE: Space: Represents one man-course completed by one student in one class covering a specific subject of instruction.
Source: Directorate of Air Staff Systems, Air Force Data Services Center, AFDDAA.

CLASSIFIED BY D5C
SUBJECT TO GENERAL DE-
CLASSIFICATION SCHEDULE
OF EXECUTIVE ORDER 11652
AUTOMATICALLY DOWNGRADED
AT TWO YEAR INTERVALS
DECLASSIFIED ON: 31 DEC 1979

TABLE 64 - MILITARY ASSISTANCE GRANT AID PROGRAM FORMAL TRAINING ACCOMPLISHMENT BY TYPE OF TRAINING, BY RECIPIENT COUNTRY, WORLD-WIDE - FY 1964 THROUGH FY 1972

AREA AND COUNTRY	TOTAL SPACES COMPLETED WORLD-WIDE FY 64 THRU FY 72	FORMAL TRAINING COMPLETED IN CONTINENTAL US						FORMAL TRAINING COMPLETED OVERSEAS					
		Total Spaces Contrl US	Pilot	Other Flying	Elec-tronics And Com-muni-cations	Aircraft And Aero Equip-ment Mainte-nance	Other Train-ing	Total Spaces Over-seas	Pilot	Other Flying	Elec-tronics And Com-muni-cations	Aircraft And Aero Equip-ment Mainte-nance	Other Train-ing
<u>TOTAL</u>	<u>42,625</u>	<u>31,290</u>	<u>2,006</u>	<u>2,049</u>	<u>2,809</u>	<u>5,688</u>	<u>18,738</u>	<u>11,335</u>	<u>383</u>	<u>1,769</u>	<u>1,080</u>	<u>4,202</u>	<u>3,901</u>
<u>NON-REGIONAL - TOTAL</u>	<u>1,586</u>	<u>1,586</u>	-	-	-	-	<u>1,586</u>	-	-	-	-	-	-
<u>AFRICA - TOTAL</u>	<u>5,259</u>	<u>5,143</u>	<u>273</u>	<u>233</u>	<u>370</u>	<u>2,156</u>	<u>2,111</u>	<u>116</u>	-	<u>7</u>	-	<u>23</u>	<u>86</u>
Ethopia	1,533	1,479	30	62	180	614	593	54	-	5	-	19	30
Ghana	6	6	1	-	-	-	5	-	-	-	-	-	-
Liberia	3	3	-	-	-	-	3	-	-	-	-	-	-
Libya	518	494	29	22	15	132	296	24	-	2	-	-	22
Mali	115	115	13	1	14	48	39	-	-	-	-	-	-
Morocco	2,475	2,453	148	109	120	1,198	878	22	-	-	-	4	18
Nigeria	188	188	13	14	20	34	107	-	-	-	-	-	-
Senegal	5	5	3	-	-	-	2	-	-	-	-	-	-
Sudan	118	118	20	-	6	43	49	-	-	-	-	-	-
Tunisia	265	249	16	23	15	82	113	16	-	-	-	-	16
Zaire (Congo)	19	19	-	2	-	5	12	-	-	-	-	-	-
Africa Region	14	14	-	-	-	-	14	-	-	-	-	-	-
<u>EUROPE - TOTAL</u>	<u>1,122</u>	<u>993</u>	<u>119</u>	<u>114</u>	<u>79</u>	<u>63</u>	<u>618</u>	<u>129</u>	-	<u>39</u>	<u>10</u>	<u>9</u>	<u>71</u>
Austria	65	49	8	20	4	-	17	16	-	4	1	1	10
Belgium	10	4	2	-	-	-	2	6	-	1	-	2	3
Denmark	112	112	20	11	6	3	72	-	-	-	-	-	-
France	4	4	-	-	-	-	4	-	-	-	-	-	-
Germany	40	40	-	-	-	-	40	-	-	-	-	-	-
Italy	34	30	-	9	-	1	20	4	-	-	-	2	2
Netherlands	20	20	3	6	-	-	11	-	-	-	-	-	-

CLASSIFIED BY DSC
SUBJECT TO GENERAL DE-
CLASSIFICATION SCHEDULE
OF EXECUTIVE ORDER 11652
AUTOMATICALLY DOWNGRADED
AT TWO YEAR INTERVALS
DECLASSIFIED ON: 31 DEC 1979

TABLE 64 - MILITARY ASSISTANCE GRANT AID PROGRAM FORMAL TRAINING ACCOMPLISHMENT BY TYPE OF TRAINING, BY RECIPIENT COUNTRY, WORLD-WIDE - FY 1964 THROUGH FY 1972 (CONTINUED)

AREA AND COUNTRY	TOTAL SPACES COMPLETED WORLD-WIDE FY 64 THRU FY 72	FORMAL TRAINING COMPLETED IN CONTINENTAL US						FORMAL TRAINING COMPLETED OVERSEAS					
		Total Spaces Contl US	Pilot	Other Flying	Elec- tronics And Com- muni- cations	Aircraft And Aero Equip- ment Mainte- nance	Other Train- ing	Total Spaces Over- seas	Pilot	Other Flying	Elec- tronics And Com- muni- cations	Aircraft And Aero Equip- ment Mainte- nance	Other Train- ing
<u>EUROPE - TOTAL - (Contd)</u>													
Norway	115	102	12	5	-	9	76	13	-	8	-	-	5
Portugal	160	79	3	15	1	-	60	81	-	24	4	4	49
Spain	429	420	71	35	67	50	197	9	-	2	5	-	2
United Kingdom	5	5	-	-	-	-	5	-	-	-	-	-	-
Europe Region	128	128	-	13	1	-	114	-	-	-	-	-	-
<u>NEAR EAST AND SOUTH ASIA - TOTAL</u>													
	<u>10,101</u>	<u>9,669</u>	<u>662</u>	<u>722</u>	<u>1,211</u>	<u>1,636</u>	<u>5,438</u>	<u>432</u>	<u>2</u>	<u>182</u>	<u>17</u>	<u>26</u>	<u>205</u>
Afghanistan	302	302	12	59	-	11	220	-	-	-	-	-	-
Ceylon	26	26	-	1	-	6	19	-	-	-	-	-	-
Greece	1,312	1,226	62	102	79	306	677	86	-	37	1	14	34
India	748	734	195	93	215	16	215	14	-	-	14	-	-
Iraq	84	84	13	-	4	4	63	-	-	-	-	-	-
Iran	3,547	3,418	198	140	627	517	1,936	129	-	84	2	10	33
Jordan	157	157	18	9	14	23	93	-	-	-	-	-	-
Lebanon	26	26	-	4	-	-	22	-	-	-	-	-	-
Pakistan	314	314	30	31	35	92	126	-	-	-	-	-	-
Saudi Arabia	532	435	9	14	2	153	257	97	-	-	-	-	97
Syria	7	7	-	-	-	-	7	-	-	-	-	-	-
Turkey	3,046	2,940	125	269	235	508	1,803	106	2	61	-	2	41
<u>FAR EAST AND PACIFIC - TOTAL</u>													
	<u>11,978</u>	<u>7,556</u>	<u>287</u>	<u>612</u>	<u>901</u>	<u>1,264</u>	<u>4,492</u>	<u>4,422</u>	<u>334</u>	<u>1,034</u>	<u>331</u>	<u>1,212</u>	<u>1,511</u>
Burma	18	18	-	-	6	9	3	-	-	-	-	-	-
Cambodia	489	12	-	-	-	-	12	477	22	207	14	42	192

TABLE 64 - MILITARY ASSISTANCE GRANT AID PROGRAM FORMAL TRAINING ACCOMPLISHMENT BY TYPE OF TRAINING, BY RECIPIENT COUNTRY, WORLD-WIDE - FY 1964 THROUGH FY 1972 (CONTINUED)

AREA AND COUNTRY	TOTAL SPACES COMPLETED WORLD-WIDE FY 64 THRU FY 72	FORMAL TRAINING COMPLETED IN CONTINENTAL US						FORMAL TRAINING COMPLETED OVERSEAS					
		Total Spaces Contl US	Pilot	Other Flying	Electronics And Communications	Aircraft And Aero Equipment Maintenance	Other Training	Total Spaces Overseas	Pilot	Other Flying	Electronics And Communications	Aircraft And Aero Equipment Maintenance	Other Training
<u>FAR EAST AND PACIFIC -</u>													
<u>TOTAL - (Continued)</u>													
Indonesia	659	637	14	49	24	64	486	22	-	9	1	8	4
Japan	446	229	1	13	-	5	210	217	6	93	1	36	81
Korea	2,195	1,467	27	142	236	260	802	728	128	171	66	203	160
Laos	606	606	21	62	28	168	327	-	-	-	-	-	-
Malaysia	246	239	41	32	3	9	154	7	-	3	-	-	4
Philippines	2,497	969	26	55	82	258	548	1,528	14	285	171	612	446
Thailand	1,333	919	43	37	174	203	462	414	-	146	40	184	44
Taiwan (China)	1,998	1,313	12	144	178	229	750	685	-	58	12	69	546
Vietnam	1,491	1,147	102	78	170	59	738	344	164	62	26	58	34
<u>WESTERN HEMISPHERE -</u>													
<u>TOTAL</u>													
	12,579	6,343	665	368	248	569	4,493	6,236	47	507	722	2,932	2,028
Argentina	708	567	42	55	24	47	399	141	2	5	1	14	119
Boliva	1,181	510	77	54	8	22	349	671	6	116	52	259	238
Brazil	1,860	1,283	18	47	37	7	1,174	577	6	16	1	108	446
Chile	1,466	558	20	21	64	112	341	908	16	18	219	471	184
Columbia	967	292	24	14	8	31	215	675	-	6	105	468	96
Costa Rico	12	-	-	-	-	-	-	12	-	4	-	5	3
Dominican Republic	469	222	22	13	23	37	127	247	4	18	36	130	59
Ecuador	1,008	345	23	9	7	28	278	663	-	75	72	271	245
El Salvador	244	120	29	10	-	5	76	124	-	13	11	75	25
Guatemala	424	187	57	7	-	11	112	237	10	25	28	127	47

UNCLASSIFIED

TABLE 49 -- USAF PROPULSION UNITS BY ACCOUNT, BY TYPE, BY STATUS, WORLD-WIDE --
30 JUNE 1972 (CONTINUED)

ACCOUNT AND TYPE	TOTAL	INSTALLED	UNINSTALLED		
			Total	Serviceable	Reparable
<u>AIR NATIONAL GUARD BUREAU - (Continued)</u>					
<u>Jet - (Continued)</u>					
J65	78	61	17	10	7
J69	20	16	4	3	1
J75	151	121	30	11	19
J79	154	125	29	12	17
J85	74	60	14	11	3
<u>Turbo-Prop - Total</u>	<u>302</u>	<u>251</u>	<u>51</u>	<u>30</u>	<u>21</u>
T56	302	251	51	30	21
<u>Reciprocating - Total</u>	<u>1,548</u>	<u>1,243</u>	<u>305</u>	<u>203</u>	<u>102</u>
R1820	2	2	-	-	-
R1830	14	13	1	1	-
R2000	227	163	64	43	21
R2800	60	54	6	5	1
R3350	257	194	63	44	19
R4360	661	519	142	86	56
O360	214	199	15	12	3
O470	87	77	10	9	1
O480	26	22	4	3	1
<u>AIR FORCE RESERVE - TOTAL</u>	<u>1,069</u>	<u>894</u>	<u>175</u>	<u>123</u>	<u>52</u>
<u>Jet - Total</u>	<u>238</u>	<u>200</u>	<u>38</u>	<u>24</u>	<u>14</u>
J75	7	7	-	-	-
J85	231	193	38	24	14
<u>Turbo-Prop - Total</u>	<u>450</u>	<u>370</u>	<u>80</u>	<u>59</u>	<u>21</u>
T56	450	370	80	59	21
<u>Reciprocating - Total</u>	<u>381</u>	<u>324</u>	<u>57</u>	<u>40</u>	<u>17</u>
R1820	55	35	20	14	6
R2000	37	35	2	2	-
R2800	76	71	5	4	1
R3350	82	73	9	7	2
R4360	112	91	21	13	8
O470	19	19	-	-	-
<u>GROUND TRAINING - TOTAL</u>	<u>308</u>	<u>135</u>	<u>173</u>	<u>36</u>	<u>137</u>
<u>Jet - Total</u>	<u>160</u>	<u>71</u>	<u>89</u>	<u>22</u>	<u>67</u>
J33	10	6	4	4	-
J47	5	-	5	3	2
J52	4	3	1	-	1
J57	76	36	40	1	39

UNCLASSIFIED

TABLE 64 -- MILITARY ASSISTANCE GRANT AID PROGRAM FORMAL TRAINING ACCOMPLISHMENT BY TYPE OF TRAINING, BY RECIPIENT COUNTRY, WORLD-WIDE -- FY 1964 THROUGH FY 1972 (CONTINUED)

AREA AND COUNTRY	TOTAL SPACES COMPLETED WORLD-WIDE FY 64 THRU FY 72	FORMAL TRAINING COMPLETED IN CONTINENTAL US						FORMAL TRAINING COMPLETED OVERSEAS					
		Total Spaces Contl US	Pilot	Other Flying	Electronics And Communications	Aircraft And Aero Equipment Maintenance	Other Training	Total Spaces Overseas	Pilot	Other Flying	Electronics And Communications	Aircraft And Aero Equipment Maintenance	Other Training
<u>WESTERN HEMISPHERE -</u>													
<u>TOTAL - (Continued)</u>													
Honduras	306	127	34	7	1	7	78	179	-	30	16	79	54
Mexico	275	226	75	5	6	25	115	49	-	1	5	37	6
Nicaragua	619	323	63	16	-	49	195	296	3	71	63	105	54
Paraguay	452	271	98	10	3	4	156	181	-	9	18	96	58
Peru	860	369	17	15	26	24	287	491	-	47	25	228	191
Panama	88	16	6	2	-	-	8	72	-	7	12	40	13
Uruguay	282	116	8	10	2	5	91	166	-	20	19	96	31
Venezuela	1,341	811	52	73	39	155	492	530	-	26	39	323	142
American Republics Region	17	-	-	-	-	-	-	17	-	-	-	-	17

Source: Directorate of Air Staff Systems, Air Force Data Services Center, AFDA.



(This page is Unclassified)

(This page is Unclassified)





Personnel

▶ **PART VII**

UNCLASSIFIED

PERSONNEL **PART VII**

MILITARY PERSONNEL

DEFINITIONS

ARMED FORCES QUALIFICATION TEST MENTAL GROUP: An airman's mental ability level as determined from his score on the Armed Forces Qualification Test (AFQT).

AIR FORCE NATIONAL GUARD AIR ALERT PILOTS: Officers of the Air Force National Guard who are authorized to and augment active Air Force Units for short periods of active duty to perform air alert duty.

ARMED FORCES QUALIFICATION TEST SCORE (AFQT SCORE): The test contains questions on arithmetical reasoning, word knowledge, tool functions, and spatial visualization. The "Score" is a composite index of performance on all these items, and as such, is an indication of general learning ability.

CHARGEABLE MILITARY PERSONNEL:

1. All USAF Military Personnel on Extended Active Duty who are authorized and assigned to active Air Force Units against position spaces which are chargeable against USAF Authorized Manpower Ceilings.
2. USAF Academy Cadets.
3. Air Force National Guard Air Alert Pilots.

MILITARY STRENGTH BY COMMAND: All USAF Military Personnel (Permanent Party and Pipeline) who are assigned to active Air Force Units. This strength is composed of individuals, regardless of chargeability to military personnel ceilings, who as individuals are under the jurisdiction of the Secretary of the Air Force.

STRENGTH BY OPERATING LOCATION: A permanent duty station of an individual or a detachment of a unit other than the permanent station of the unit. A station is considered permanent if the orders specify a period of three months or longer. If no period is specified, the duty station is considered permanent.

DEPARTMENTAL STATUS: The basic department of the Department of Defense in which an individual is currently commissioned, appointed or enlisted, regardless of whether or not such individual has been placed on duty with another of the departments.

DEPARTMENT OF AIR FORCE PERSONNEL: Military Personnel who have been commissioned, appointed, enlisted, or recalled in the United States Air Force.

DEPLOYMENT AREA:

- | | | |
|-------------|---|---|
| CONTINENTAL | - | North America and Caribbean Area. |
| FAR EAST | - | The Area under the jurisdiction of PAF. |
| EUROPE | - | Continental Europe, British Isles and North Africa. |

FIRST TERM AIRMEN: A Regular Air Force Airman with no prior military services, serving on his first enlistment in the United States Air Force.

INTERNAL TURNOVER: The number of permanent change of station movements of military personnel as individuals exclusive of accessions and separations movements.

NATIONAL HEALTH, SAFETY, OR INTEREST: Personnel separated under provisions of Sec III, AFR 36-22 and Chapter 3, Section B, AFR 39-10.

UNCLASSIFIED

UNCLASSIFIED

PERSONNEL (CONTINUED)

MILITARY PERSONNEL (CONTINUED)

NON-CHARGEABLE MILITARY PERSONNEL: All Military Personnel on Extended Active Duty who are authorized and assigned to active Air Force Units against position spaces which are in addition to and not chargeable against USAF Authorized Manpower Ceilings.

PERMANENT PARTY PERSONNEL: Those USAF personnel assigned to an Air Force Unit to perform their principal duty in the furtherance of the mission of the unit, and who are chargeable against the specific authorizations of the unit. This includes assigned overstrength.

PIPELINE PERSONNEL: Those USAF Personnel who are assigned to an Air Force Unit temporarily for the purpose of training or hospitalization i.e., those who are temporarily ineffective. Such personnel are not chargeable against the specific authorizations of the unit to which they are assigned while in a pipeline status. Pipeline is composed of students and patients.

Patients: Military personnel assigned in patient status to an Air Force Unit which administers Air Force hospitalized personnel receiving treatment at a medical facility operated by any of the three military departments.

Students: Personnel assigned in a training status to a unit charged with administration of individuals attending a formal course of instruction at a service or civilian school or a base military training course.

PRIOR SERVICE ENLISTMENTS:

1. Former regular airman who had served a continuous period of duty.
2. Former Commissioned or Warrant Officer who had been separated from the Air Force and who had enlisted in the Regular Air Force as an airman.
3. Former enlistee or inductee of the Army or the Navy who had served on active military service for a continuous period.
4. Former enlisted members of a reserve component of the Air Force who have served on active military service.

REENLISTMENT: Airmen who enlist in the Regular Air Force for their own duty position within 90 days after separation from active Air Force duty. This applies to first term and career airmen.

REGULAR AIR FORCE PERSONNEL: Department of the Air Force Military Personnel who by enlistment, appointment, or commission, are members of the Regular Air Force.

RESERVE OFFICERS TRAINING CORPS (ROTC): A training corps with units established at civilian educational institutions to qualify students for appointment as reserve officers.

UNIT MANNING VARIANCES: The difference between the number of spaces authorized to a unit and the number of personnel assigned to the unit.

USAF CADET: U.S. Air Force Academy Cadet. USAFA Cadets are not assigned to active organized Air Force Units. Students are assigned to the USAF Academy for training and ultimate commissioning as Regular Air Force officers. These personnel are not considered part of active forces but are chargeable to the active force ceiling.

UNCLASSIFIED

UNCLASSIFIED

TABLE 65 — USAF MILITARY PERSONNEL DUTY LOCATION STRENGTH BY STATE, IN THE UNITED STATES.
AT END OF QUARTER — FY 1972

STATE	30 SEPTEMBER 1971	31 DECEMBER 1971	31 MARCH 1972	30 JUNE 1972
TOTAL	559,416	560,797	554,374	546,820
Alabama.....	6,741	6,825	7,501	7,443
Alaska.....	13,120	13,258	13,369	13,001
Arizona.....	17,897	18,588	18,783	18,575
Arkansas.....	8,784	9,109	8,361	8,979
California.....	69,634	69,692	69,688	68,037
Colorado.....	18,382	19,693	18,730	18,349
Connecticut.....	82	90	100	99
Delaware.....	5,788	5,830	5,835	5,813
District of Columbia.....	4,646	4,190	4,066	3,996
Florida.....	34,815	35,504	35,280	35,257
Georgia.....	7,876	7,939	7,989	7,817
Hawaii.....	9,066	9,165	9,134	8,878
Idaho.....	2,932	3,474	3,687	3,930
Illinois.....	15,189	16,196	16,297	14,555
Indiana.....	3,390	3,504	3,646	3,597
Iowa.....	89	93	123	122
Kansas.....	10,859	10,997	10,894	9,741
Kentucky.....	434	440	450	469
Louisiana.....	10,313	10,377	10,204	9,661
Maine.....	4,909	5,122	5,170	4,504
Maryland.....	9,459	9,564	9,848	9,896
Massachusetts.....	9,032	9,190	9,248	8,894
Michigan.....	11,765	12,100	12,158	11,988
Minnesota.....	2,132	2,180	2,207	2,197
Mississippi.....	17,715	18,208	18,777	17,112
Missouri.....	6,870	6,996	7,134	7,133
Montana.....	5,827	6,045	5,967	5,754
Nebraska.....	11,560	11,533	11,648	11,479
Nevada.....	8,448	8,681	8,643	8,466
New Hampshire.....	4,058	4,152	4,128	4,120
New Jersey.....	7,752	7,756	7,835	7,680
New Mexico.....	12,710	12,648	12,929	13,380
New York.....	9,989	10,163	10,250	10,249
North Carolina.....	11,194	11,695	11,822	11,598
North Dakota.....	12,293	12,643	12,638	12,474
Ohio.....	15,272	15,342	13,019	13,222
Oklahoma.....	9,624	9,589	9,639	9,611
Oregon.....	988	943	906	925

UNCLASSIFIED

UNCLASSIFIED

TABLE 65 -- USAF MILITARY PERSONNEL DUTY LOCATION STRENGTH BY STATE, IN THE UNITED STATES,
AT END OF QUARTER -- FY 1972 (CONTINUED)

STATE	30 SEPTEMBER 1971	31 DECEMBER 1971	31 MARCH 1972	30 JUNE 1972
Pennsylvania.....	549	562	635	633
Rhode Island.....	44	44	49	49
South Carolina.....	17,007	17,258	16,592	17,085
South Dakota.....	5,966	6,075	6,048	5,897
Tennessee.....	268	281	317	299
Texas.....	87,704	80,235	75,433	76,998
Utah.....	3,577	3,741	3,791	3,811
Vermont.....	123	120	135	124
Virginia.....	16,624	16,948	17,111	16,892
Washington.....	11,665	11,664	11,685	11,389
West Virginia.....	35	34	36	37
Wisconsin.....	395	410	445	442
Wyoming.....	3,521	3,645	3,673	3,608
Unknown.....	304	266	321	555

Source: AF Military Strength Located in Continental US and Overseas by Station within State and Country based on Operating Location RCS: AF-XOA-P6

NOTE: Tables 65 and 66 only:

Strengths reflected in these tables are by operating location and are not in agreement with location strengths based on assignment.

Operating Location. A permanent duty station of an individual. A station is considered permanent if the orders specify a period of three months or longer. If no period is specified the duty station is considered permanent.

Official Military Personnel strength may be found in other tables in this section.

UNCLASSIFIED

TABLE 66 — USAF MILITARY PERSONNEL DUTY LOCATION STRENGTH BY COUNTRY, OVERSEAS,
AT END OF QUARTER — FY 1972

COUNTRY	30 SEPTEMBER 1971	31 DECEMBER 1971	31 MARCH 1972	30 JUNE 1972
<u>TOTAL</u>	<u>191,607</u>	<u>188,199</u>	<u>183,735</u>	<u>171,342</u>
Afghanistan	1	1	1	2
American Samoa	22	30	38	34
Antigua	1	2	1	1
Argentina	11	10	13	13
Australia	248	311	306	286
Austria	2	2	2	2
Bahama Islands	2	2	2	2
Belgium	528	539	538	546
Bolivia	11	11	15	15
Brazil	25	27	27	27
Bulgaria	2	2	2	2
Burma	1	1	1	1
Cambodia	7	6	5	5
Canada	1,381	1,404	1,404	1,347
Canton Island	11	13	10	13
Chad, Republic of	6	6	5	5
Chile	6	6	5	6
Colombia	8	10	9	9
Congo, Republic of the	13	13	13	10
Czechoslovakia	3	3	3	3
Denmark	20	22	22	22
Dominican Republic	6	6	6	6
El Salvador	3	2	2	3
Ethiopia	68	71	66	65
Fiji Islands	39	1	-	-
Finland	8	8	8	9
France	20	22	23	21
Germany, Federal Republic of	29,873	30,436	30,444	30,057
Greece	2,176	2,190	2,229	2,269
Greenland	867	883	833	739
Guam	3,898	3,921	4,454	5,087
Guatemala	7	8	8	8
Honduras	8	7	8	8
Hong Kong	7	7	5	7
Hungary	1	1	1	1
Iceland	892	940	1,046	985
India	12	12	11	10
Indonesia	11	17	17	18

CLASSIFIED BY **DSC**
SUBJECT TO GENERAL DE-
CLASSIFICATION SCHEDULE
OF EXECUTIVE ORDER 11652
AUTOMATICALLY DOWNGRADED
AT TWO YEAR INTERVALS
DECLASSIFIED ON: 31 DEC 1981

TABLE 66 — USAF MILITARY PERSONNEL DUTY LOCATION STRENGTH BY COUNTRY, OVERSEAS,
AT END OF QUARTER — FY 1972 (CONTINUED)

COUNTRY	30 SEPTEMBER 1971	31 DECEMBER 1971	31 MARCH 1972	30 JUNE 1972
Iran	329	313	300	260
Ireland	8	8	8	8
Israel	14	14	14	15
Italy	4,229	4,296	4,376	4,296
Ivory Coast, Republic of	3	1	1	1
Japan	12,947	12,541	11,858	10,153
Johnston Island	199	203	209	194
Jordan	2	3	2	3
Korea, Republic of	9,459	9,110	9,087	8,933
Laos	7	7	7	7
Lebanon	2	2	4	2
Liberia	2	3	3	3
Libya	4	4	2	-
Malagasy Republic	6	6	6	5
Malaya, States of	1	1	1	1
Mariana Islands	1	1	2	1
Marshall Islands	4	4	4	5
Mexico	1	-	2	3
Midway Island	2	2	2	2
Morocco	28	28	29	27
Netherlands	1,235	1,277	1,292	1,282
New Zealand	87	80	83	84
Nicaragua	3	3	3	4
Norway	161	160	157	163
Pakistan	16	16	14	13
Panama	1	1	1	2
Panama Canal Zone	2,358	2,327	2,434	2,332
Paraguay	6	6	7	7
Peru	6	7	7	6
Philippine Islands	11,274	10,326	10,389	10,061
Poland	3	3	3	3
Portugal	1,277	1,262	1,261	1,251
Puerto Rico	1,897	1,798	1,836	1,810
Rumania	3	3	3	3
Ryukyu Islands	11,264	11,046	10,874	10,872
Saudi Arabia	90	85	87	93
Seychelles Islands	6	7	7	8
Singapore	1	1	4	4
South Africa, Republic of	8	8	8	7
Spain	5,416	5,421	5,516	5,325

TABLE 66 - USAF MILITARY PERSONNEL DUTY LOCATION STRENGTH BY COUNTRY, OVERSEAS
AT END OF QUARTER - FY 1972 (CONTINUED)

COUNTRY	30 SEPTEMBER 1971	31 DECEMBER 1971	31 MARCH 1972	30 JUNE 1972
St Helena	21	22	19	18
St Martin	-	-	-	2
Sweden	7	6	6	6
Switzerland	3	3	3	3
Taiwan	6,815	6,723	6,921	6,582
Thailand	25,100	25,951	27,116	27,689
Tunisia	7	7	7	7
Turkey	5,366	5,353	5,357	5,197
United Kingdom	18,152	18,909	19,232	19,032
Uruguay	5	5	5	4
United Soviet Socialist Republics . .	16	16	15	14
Venezuela	15	15	15	14
Vietnam, South	32,308	28,311	21,904	11,858
Virgin Islands	-	-	1	-
Wake Island	34	33	31	27
West Berlin	1,084	1,088	1,096	1,112
Yugoslavia	5	5	5	4
Unknown	104	415	517	880

Source: Directorate of Air Staff Systems, Air Force Data Services Center, AFDAA.

(This page is Unclassified)

TABLE 67 — MILITARY STRENGTH OF OFFICERS BY GRADE IN WHICH SERVING, BY COMMAND
AS OF 30 JUNE 1972

COMMAND	TOTAL OFFICERS	COMMISSIONED OFFICERS								WARRANT OFFICERS
		TOTAL	GEN	COL	LT COL	MAJ	CAPT	1ST LT	2ND LT	
<u>WORLD-WIDE - TOTAL</u>	<u>121,674</u>	<u>121,436</u>	<u>420</u>	<u>6,066</u>	<u>15,486</u>	<u>23,606</u>	<u>47,712</u>	<u>15,383</u>	<u>12,763</u>	<u>238</u>
Aeronautical Chart and Info Center	66	66	-	7	11	15	31	2	-	-
Aerospace Defense Command	4,917	4,899	8	207	607	757	1,980	886	454	18
Air Force Accounting and Finance Center	47	47	1	11	9	10	15	1	-	-
Air Force Audit Agency	470	469	1	5	31	61	219	84	68	1
Air Force Inspection and Safety Center	290	290	4	53	117	93	23	-	-	-
Air Force Communications Service	2,818	2,787	4	126	183	409	1,384	491	190	31
Air Force Logistics Command	2,788	2,778	26	285	396	532	1,111	253	175	10
Air Force Military Personnel Center	381	376	1	57	80	122	115	-	1	5
Air Force Office of Special Investigation	801	800	-	23	80	107	387	141	62	1
Air Force Systems Command	9,587	9,580	32	632	1,545	2,125	3,822	935	499	7
Air Training Command	16,613	16,593	16	290	702	1,344	5,372	2,159	6,710	20
Air University	5,443	5,439	5	258	640	1,683	2,147	283	423	4
Air Force Reserve	221	221	1	33	45	66	63	11	2	-
Air Reserve Personnel Center	48	48	-	12	14	6	13	2	1	-
Air Force Data Automation Agency	190	189	-	16	24	41	96	10	2	1
Headquarters Command, USAF	5,668	5,656	73	698	1,552	1,608	1,509	156	60	12
Headquarters US Air Force	3,918	3,913	112	856	1,264	906	727	37	11	5
Military Airlift Command	11,669	11,633	22	448	1,461	2,428	4,731	1,876	667	36
Strategic Air Command	23,635	23,600	38	707	2,740	4,683	9,482	3,870	2,080	35
Tactical Air Command	13,373	13,342	23	472	1,761	2,676	5,471	1,899	1,040	31
United States Air Force Academy	1,066	1,066	3	53	136	337	505	17	15	-
USAF Security Service	1,323	1,316	4	74	117	190	680	152	99	7
Alaskan Air Command	992	939	1	52	102	224	472	121	17	3
Pacific Air Forces	8,743	8,737	26	378	1,020	1,644	3,976	1,547	146	6
United States Air Forces in Europe	6,301	6,297	17	289	783	1,472	3,251	437	48	4
USAF Southern Command	306	305	2	24	66	67	130	13	3	1

Source: Operating Systems Division, Randolph Air Force Base, Texas.

(This page is Unclassified)

UNCLASSIFIED

TABLE 68 — USAF REGULAR AND RESERVE GENERAL OFFICERS BY GRADE IN WHICH SERVING
AT END OF QUARTER, WORLD-WIDE — FY 1972

END OF QUARTER	TOTAL	GENERALS	LIEUTENANT GENERALS	MAJOR GENERALS	BRIGADIER GENERALS
30 September (1971)	424	14	39	159	212
31 December (1971).	429	14	39	161	215
31 March (1972)	423	14	40	158	211
30 June (1972).	420	14	38	156	212

Source: Operating Systems Division, Randolph Air Force Base, Texas.

TABLE 69 — USAF REGULAR GENERAL OFFICERS BY PERMANENT GRADE, BY GRADE IN WHICH SERVING
AT END OF QUARTER, WORLD-WIDE — FY 1972

PERMANENT GRADE	GRADE IN WHICH SERVING	30 SEPTEMBER (1971)	31 DECEMBER (1971)	31 MARCH (1972)	30 JUNE (1972)
<u>Major General - Total</u>	General	126	123	134	125
	Lieutenant General	14	14	14	14
	Major General	38	38	39	37
	Major General	74	71	81	74
<u>Brigadier General - Total</u>	General	150	148	149	144
	Lieutenant General	-	-	-	-
	Major General	1	1	1	1
	Brigadier General	77	32	71	75
<u>Colonel - Total</u>	Brigadier General	72	65	77	68
	General	132	141	116	125
	Lieutenant General	-	-	-	-
	Major General	-	-	-	-
<u>Lieutenant Colonel - Total</u>	Major General	4	4	2	3
	Brigadier General	128	137	114	122
	General	8	10	15	18
	Lieutenant General	-	-	-	-
<u>Major - Total</u>	Major General	-	-	1	1
	Brigadier General	8	10	14	17
	General	1	-	3	2
	Lieutenant General	-	-	-	-
	Major General	-	-	-	-
	Brigadier General	1	-	3	2
	Lieutenant General	-	-	-	-
	Major General	-	-	-	-

Source: Operating Systems Division, Randolph Air Force Base, Texas.

UNCLASSIFIED

UNCLASSIFIED

TABLE 70 - AIRMEN BY GRADE IN WHICH SERVING, BY COMMAND, WORLD-WIDE - 30 JUNE 1972

COMMAND OF ASSIGNMENT	TOTAL	AIRMEN									USAFA Cadets
		CMSgt	SMSgt	MSgt	TSgt	SSgt	Sgt	Ann 1st	Ann	Ann Basic	
<u>WORLD-WIDE - TOTAL</u>	<u>602,659</u>	<u>5,953</u>	<u>11,922</u>	<u>44,049</u>	<u>80,876</u>	<u>137,529</u>	<u>158,387</u>	<u>111,748</u>	<u>37,938</u>	<u>11,372</u>	<u>2,885</u>
<u>USAF CADETS - TOTAL</u>	<u>2,885</u>	-	-	-	-	-	-	-	-	-	<u>2,885</u>
<u>WORLD-WIDE - REPORTED TOTAL</u>	<u>599,774</u>	<u>5,953</u>	<u>11,922</u>	<u>44,049</u>	<u>80,376</u>	<u>137,529</u>	<u>158,387</u>	<u>111,748</u>	<u>37,938</u>	<u>11,372</u>	-
<u>Continental US - Total</u>	<u>432,681</u>	<u>4,332</u>	<u>8,034</u>	<u>31,004</u>	<u>56,315</u>	<u>92,500</u>	<u>107,499</u>	<u>86,441</u>	<u>35,298</u>	<u>11,133</u>	-
Aeronautical Chart and Information Center . .	101	1	1	10	26	39	21	3	-	-	-
Aerospace Defense Command	29,663	409	713	2,529	4,516	7,701	7,612	5,290	829	60	-
Air Force Accounting and Finance Center . . .	295	7	10	26	62	48	86	56	-	-	-
Air Force Audit Agency	116	6	9	23	23	32	12	1	-	-	-
Air Force Inspection and Safety Center	60	3	5	12	29	9	2	-	-	-	-
Air Force Communications Service	23,290	274	497	1,657	3,601	5,862	7,622	3,367	375	35	-
Air Force Data Automation Agency	473	39	41	125	147	61	43	21	1	-	-
Air Force Logistics Command	7,764	92	182	543	986	2,011	2,230	1,465	222	33	-
Air Force Military Personnel Center	559	37	51	97	156	145	35	29	9	-	-
Air Force Office of Special Investigation . . .	1,135	21	33	252	334	327	79	88	1	-	-
Air Force Systems Command	18,570	228	398	1,510	2,603	4,206	4,926	3,945	779	75	-
Air Reserve Personnel Center	110	2	5	24	22	30	17	10	-	-	-
Air Force Reserve	628	10	39	111	118	138	122	76	12	2	-
Air Training Command	84,180	412	900	5,263	9,357	13,013	10,576	12,230	22,605	9,824	-
Air University	3,354	19	48	237	591	1,352	581	446	77	3	-
Headquarters Command, USAF	10,276	205	343	1,335	2,043	2,805	2,304	988	236	17	-
Military Airlift Command	47,186	504	1,019	4,076	6,372	10,010	12,431	10,724	1,837	213	-
Strategic Air Command	111,125	1,164	2,077	7,216	13,372	23,678	31,115	26,398	5,107	498	-
Tactical Air Command	85,937	770	1,428	5,316	10,593	19,236	26,301	19,025	2,958	310	-
USAF Academy	1,369	24	42	135	260	452	227	165	4	60	-
USAF Security Service	6,485	105	183	562	1,099	1,411	1,156	1,714	247	3	-
<u>Oversea - Total</u>	<u>167,093</u>	<u>1,621</u>	<u>3,888</u>	<u>12,985</u>	<u>24,561</u>	<u>44,963</u>	<u>50,889</u>	<u>25,307</u>	<u>2,640</u>	<u>239</u>	-
Aeronautical Chart and Information Center . .	98	-	1	7	27	38	23	1	1	-	-
Aerospace Defense Command	2,454	22	52	230	453	753	480	434	28	2	-
Air Training Command	397	7	6	94	133	84	26	38	9	-	-
Air University	9	-	-	-	3	6	-	-	-	-	-
Air Force Reserve	2	-	-	-	1	-	1	-	-	-	-
Air Force Communications Service	19,446	173	502	1,554	3,153	5,398	6,261	2,282	111	12	-
Air Force Logistics Command	67	-	3	20	32	7	3	2	-	-	-
Air Force Systems Command	420	1	12	38	90	147	86	43	2	1	-
Alaskan Air Command	7,954	60	155	492	1,050	2,057	2,281	1,642	202	15	-
Headquarters Command, USAF	5,963	88	261	1,059	1,267	1,938	1,128	216	5	1	-
Military Airlift Command	10,976	101	272	1,046	1,806	3,077	3,344	1,191	128	11	-

UNCLASSIFIED

TABLE 70 - AIRMEN BY GRADE IN WHICH SERVING, BY COMMAND, WORLD-WIDE - 30 JUNE 1972 (CONTINUED)

COMMAND OF ASSIGNMENT	TOTAL	AIRMEN									USAFA Cadets
		CMSgt	SMSgt	MSgt	TSgt	SSgt	Sgt	Amn 1st	Amn	Amn Basic	
Pacific Air Forces	56,453	518	1,270	3,758	7,410	14,616	17,788	10,011	969	113	-
Strategic Air Command	8,059	102	222	556	1,094	2,207	2,570	1,202	95	11	-
Tactical Air Command	46	-	2	4	7	17	10	5	-	1	-
US Air Force in Europe	40,317	423	853	3,112	5,961	10,655	12,418	5,796	1,034	65	-
USAF Security Service	12,343	38	219	691	1,636	3,314	4,135	2,212	43	5	-
USAF Southern Command	1,601	27	42	180	296	514	302	225	13	2	-
Air Force Audit Agency	53	1	1	24	7	18	2	-	-	-	-
Air Force Military Personnel Center	-	-	-	-	-	-	-	-	-	-	-
Air Force Office of Special Investigation	435	10	15	120	135	117	31	7	-	-	-

Source: Operating Systems Division, Randolph Air Force Base, Texas.

UNCLASSIFIED

UNCLASSIFIED

TABLE 71 -- USAF OFFICERS BY GRADE IN WHICH SERVING, BY AGE, WORLD-WIDE
ANNUALLY -- FY 1972

AGE OR AGE GROUP	TOTAL	GEN	COL	LT COL	MAJ	CAPT	1LT	2LT	WARRENT OFFICERS
30 JUNE 1972									
TOTAL	121,674	420	6,066	15,486	23,606	47,712	15,383	12,763	233
20	7	-	-	-	-	-	1	6	-
21	470	-	-	-	-	-	4	466	-
22	2,722	-	-	-	-	2	103	2,612	-
23	5,910	-	-	-	-	14	1,693	4,203	-
24	7,725	-	-	-	-	561	4,481	2,683	-
25	10,149	-	-	-	-	3,850	5,061	1,238	-
26	8,084	-	-	-	9	5,724	1,873	473	-
27	8,236	-	-	-	20	7,039	857	320	-
28	6,976	-	-	-	102	6,295	427	152	-
29	6,407	-	-	-	284	5,735	257	131	-
30	4,920	-	-	-	430	4,249	130	111	-
31	4,827	-	-	2	660	3,945	117	103	-
32	4,652	-	-	3	1,114	3,340	111	84	-
33	4,002	-	-	13	1,519	2,329	77	64	-
34	3,708	-	-	42	2,131	1,420	51	64	-
35	3,402	-	-	73	2,229	983	76	41	-
36	3,336	-	1	93	2,389	799	44	5	-
37	3,822	-	8	398	2,826	531	9	-	-
38	4,272	-	14	1,119	2,807	331	1	-	-
39	4,130	-	40	1,790	2,152	196	2	-	-
40	3,625	-	74	1,974	1,470	106	-	1	-
41	3,367	-	190	1,944	1,144	37	2	-	-
42	2,796	1	248	1,696	790	61	-	-	-
43	2,181	2	380	1,215	546	33	-	-	5
44	1,370	6	334	702	298	17	1	-	12
45	945	5	295	446	181	7	-	-	11
46	999	15	377	451	138	2	-	-	16
47	1,378	26	582	623	127	2	-	-	18
48	1,442	43	654	624	101	1	-	-	19
49	1,300	42	671	513	55	-	-	-	19
50	1,227	50	659	469	27	-	-	-	22
51	1,055	48	528	433	21	1	-	-	24
52	761	53	389	285	15	-	-	-	19
53	491	37	237	196	9	-	-	-	12
54	369	23	157	164	8	-	-	1	16
55	245	23	99	105	3	-	-	-	15
56	149	17	56	66	1	-	-	-	9
57	92	13	42	28	-	1	-	-	3
58	46	10	22	9	-	-	-	-	5
59	20	4	8	5	-	-	-	-	3
60 and older	9	2	1	-	-	1	-	-	5

Source: Operating Systems Division, Randolph Air Force Base, Texas.

UNCLASSIFIED

UNCLASSIFIED

**TABLE 72 — AVERAGE AGE OF USAF OFFICERS BY GRADE IN WHICH SERVING, WORLD-WIDE —
FY 1962 THROUGH FY 1972**

GRADE IN WHICH SERVING	FY 1962	FY 1963	FY 1964	FY 1965	FY 1966	FY 1967	FY 1968	FY 1969	FY 1970	FY 1971	FY 1972
<u>ALL GRADES</u>	<u>34.0</u>	<u>34.4</u>	<u>34.0</u>	<u>34.0</u>	<u>34.8</u>	<u>33.9</u>	<u>32.9</u>	<u>33.0</u>	<u>32.4</u>	<u>32.3</u>	<u>32.4</u>
Generals	49.5	49.9	50.1	48.9	51.3	50.9	50.7	50.9	50.8	51.2	51.1
Colonels	45.3	45.8	46.4	47.2	48.3	48.1	48.0	48.4	48.4	48.2	47.9
Lieutenant Colonels	43.4	43.9	44.4	45.0	46.0	45.6	45.2	45.2	44.0	43.3	42.9
Majors	41.3	41.8	42.0	41.6	37.1	38.8	36.9	37.7	37.1	36.9	36.9
Captains	33.5	32.8	32.3	31.5	32.8	30.7	29.8	29.7	29.1	29.0	29.2
1st Lieutenants. . .	25.5	25.9	25.7	25.7	26.8	25.9	25.2	25.1	25.1	25.0	25.2
2nd Lieutenants. . .	23.5	23.6	23.7	23.6	24.4	23.9	23.4	23.6	23.5	23.6	23.8

Source: Operating Systems Division, Randolph Air Force Base, Texas.

UNCLASSIFIED

UNCLASSIFIED

TABLE 73 -- USAF MILITARY PERSONNEL BY TYPE, BY PERSONNEL IDENTITY, BY COMMAND
WORLD-WIDE, AT END OF QUARTER -- FY 1972

END OF QUARTER	TOTAL	OFFICERS			WARRANT OFFICERS	AIRMEN		ACADEMY CADETS
		Male	Female			Male	Female	
			WAF	Nurses And Other Medical				
WORLD-WIDE								
September (1971)	755,855	120,154	1,164	3,523	332	616,038	10,622	4,022
December	753,702	120,208	1,219	3,485	302	613,649	10,946	3,893
March (1972)	743,610	118,514	1,221	3,533	274	604,841	11,503	3,725
June	724,333	116,670	1,214	3,552	238	588,049	11,725	2,885
US AIR FORCE PATIENTS (PIPELINE)								
September (1971)	101	64	1	4	-	31	1	-
December	92	49	1	8	-	33	1	-
March (1972)	890	58	1	6	1	809	15	-
June	786	50	-	6	2	718	10	-
US AIR FORCE STUDENTS (PIPELINE) AND ACADEMY CADETS								
September (1971)	74,397	13,173	24	101	-	55,318	1,759	4,022
December	66,385	12,782	39	96	-	47,872	1,703	3,893
March (1972)	52,537	12,078	36	95	-	35,090	1,513	3,725
June	48,636	12,188	34	82	-	32,019	1,428	2,885
CONTINENTAL US (PERMANENT PARTY)								
September (1971)	467,277	80,885	829	2,476	272	375,587	7,228	-
December	476,396	82,024	884	2,507	249	383,329	7,403	-
March (1972)	485,382	81,607	890	2,603	228	392,155	7,899	-
June	483,453	80,968	889	2,631	207	390,579	8,179	-
OVERSEA (PERMANENT PARTY)								
September (1971)	214,080	26,032	310	942	60	185,102	1,634	-
December	210,829	25,353	295	874	53	182,415	1,839	-
March (1972)	204,801	24,770	294	829	45	176,787	2,076	-
June	191,458	23,464	291	833	29	164,733	2,108	-
CONTINENTAL US (PERMANENT PARTY)								
AERONAUTICAL CHART AND INFORMATION CENTER								
September (1971)	191	61	-	-	-	130	-	-
December	187	62	-	-	-	125	-	-
March (1972)	182	58	-	-	-	124	-	-
June	153	52	-	-	-	101	-	-

UNCLASSIFIED

UNCLASSIFIED

TABLE 73 - USAF MILITARY PERSONNEL BY TYPE, BY PERSONNEL IDENTITY, BY COMMAND
WORLD-WIDE, AT END OF QUARTER - FY 1972 (CONTINUED)

END OF QUARTER	TOTAL	OFFICERS			WARRANT OFFICERS	AIRMEN		ACADEMY CADETS
		Male	Female			Male	Female	
			WAF	Nurses And Other Medical				
CONTINENTAL US (PERMANENT PARTY) (Continued)								
AEROSPACE DEFENSE COMMAND								
September (1971)	35,297	4,653	62	37	25	29,932	583	-
December	34,873	4,638	66	36	22	29,523	588	-
March (1972)	34,725	4,518	64	42	19	29,479	603	-
June	34,114	4,357	59	45	18	29,037	598	-
AIR FORCE ACCOUNTING AND FINANCE CENTER								
September (1971)	402	47	-	-	1	352	2	-
December	374	47	-	-	-	325	2	-
March (1972)	370	47	-	-	-	321	2	-
June	342	47	-	-	-	293	2	-
AIR FORCE AUDIT AGENCY								
September (1971)	-	-	-	-	-	-	-	-
December	-	-	-	-	-	-	-	-
March (1972)	487	359	-	-	1	127	-	-
June	466	349	-	-	1	116	-	-
AIR FORCE INSPECTION AND SAFETY CENTER								
September (1971)	-	-	-	-	-	-	-	-
December	-	-	-	-	-	-	-	-
March (1972)	329	272	-	1	-	55	1	-
June	349	288	-	1	-	59	1	-
AIR FORCE COMMUNICATIONS SERVICE								
September (1971)	24,124	1,805	23	20	29	21,461	786	-
December	24,521	1,795	23	19	27	21,921	736	-
March (1972)	24,853	1,779	20	17	25	22,286	726	-
June	25,006	1,697	21	17	23	22,548	700	-
AIR FORCE DATA AUTOMATION AGENCY								
September (1971)	538	130	-	-	1	404	3	-
December	544	130	-	-	1	409	4	-
March (1972)	544	131	-	-	1	408	4	-
June	667	188	-	-	1	473	5	-
AIR FORCE LOGISTICS COMMAND								
September (1971)	10,449	2,564	32	129	10	7,681	33	-
December	10,751	2,614	31	135	13	7,922	36	-
March (1972)	10,635	2,565	31	142	13	7,846	38	-
June	10,355	2,510	26	143	10	7,627	39	-

UNCLASSIFIED

UNCLASSIFIED

TABLE 73 - USAF MILITARY PERSONNEL BY TYPE, BY PERSONNEL IDENTITY, BY COMMAND
 WORLD-WIDE, AT END OF QUARTER - FY 1972 (CONTINUED)

END OF QUARTER	TOTAL	OFFICERS			WARRANT OFFICERS	AIRMEN		ACADEMY CADETS
		Male	Female			Male	Female	
			WAF	Nurses And Other Medical				
CONTINENTAL US (PERMANENT PARTY) (Continued)								
AIR FORCE SYSTEMS COMMAND								
September (1971)	25,979	8,657	69	339	13	16,400	501	-
December	26,598	8,670	79	338	9	16,995	507	-
March (1972)	27,164	8,639	78	342	9	17,604	492	-
June	27,348	8,530	75	375	7	17,308	553	-
AIR RESERVE PERSONNEL CENTER								
September (1971)	156	45	2	-	1	108	-	-
December	161	45	2	-	1	113	-	-
March (1972)	161	45	3	-	-	113	-	-
June	157	44	3	-	-	110	-	-
AIR TRAINING COMMAND								
September (1971)	52,790	8,736	137	428	25	42,369	1,095	-
December	54,960	9,169	145	447	24	44,093	1,082	-
March (1972)	61,876	9,178	151	445	23	50,641	1,438	-
June	63,079	9,067	159	458	20	51,781	1,594	-
AIR UNIVERSITY								
September (1971)	4,281	1,728	16	71	5	2,314	147	-
December	4,317	1,711	15	69	5	2,376	141	-
March (1972)	4,376	1,682	15	75	5	2,469	130	-
June	4,573	1,802	19	75	4	2,542	131	-
AIR FORCE RESERVE								
September (1971)	777	216	-	3	-	554	4	-
December	798	223	-	3	-	568	4	-
March (1972)	811	221	-	2	-	584	4	-
June	847	216	1	3	-	622	5	-
HEADQUARTERS COMMAND, USAF								
September (1971)	17,781	5,436	48	102	29	11,842	324	-
December	17,813	5,447	50	102	26	11,864	324	-
March (1972)	13,218	2,775	38	99	9	10,026	271	-
June	13,043	2,718	37	94	10	9,891	293	-
HEADQUARTERS USAF								
September (1971)	2,744	2,720	17	6	1	-	-	-
December	2,731	2,707	17	6	1	-	-	-
March (1972)	3,834	3,797	21	8	8	-	-	-
June	3,780	3,750	19	7	4	-	-	-

UNCLASSIFIED

UNCLASSIFIED

TABLE 73 -- USAF MILITARY PERSONNEL BY TYPE, BY PERSONNEL IDENTITY, BY COMMAND
WORLD-WIDE, AT END OF QUARTER -- FY 1972 (CONTINUED)

END OF QUARTER	TOTAL	OFFICERS			WARRANT OFFICERS	AIRMEN		ACADEMY CADETS
		Male	Female			Male	Female	
			WAF	Nurses And Other Medical				
CONTINENTAL US (PERMANENT PARTY) (Continued)								
MILITARY AIRLIFT COMMAND								
September (1971)	56,594	9,158	102	288	43	45,692	1,311	-
December	56,852	9,203	117	304	37	45,853	1,338	-
March (1972)	57,093	9,202	115	320	36	46,025	1,395	-
June	56,232	9,027	112	306	32	45,357	1,398	-
AIR FORCE OFFICE OF SPECIAL INVESTIGATION								
September (1971)	-	-	-	-	-	-	-	-
December	-	-	-	-	-	-	-	-
March (1972)	1,743	588	9	-	3	1,119	24	-
June	1,713	570	7	-	1	1,114	21	-
STRATEGIC AIR COMMAND								
September (1971)	131,225	21,208	162	625	41	107,298	1,891	-
December	133,225	21,589	166	614	39	108,857	1,960	-
March (1972)	134,009	21,523	172	667	37	109,615	1,995	-
June	133,106	21,504	183	659	33	108,745	1,982	-
TACTICAL AIR COMMAND								
September (1971)	95,385	11,866	141	381	41	82,474	482	-
December	98,787	12,070	151	384	39	85,574	569	-
March (1972)	99,127	12,086	151	393	29	85,822	646	-
June	98,278	11,975	148	401	31	85,006	717	-
USAF ACADEMY								
September (1971)	2,213	1,001	3	44	-	1,151	14	-
December	2,202	993	4	42	-	1,147	16	-
March (1972)	2,228	1,015	4	42	-	1,151	16	-
June	2,250	1,021	4	38	-	1,169	18	-
USAF SECURITY SERVICE								
September (1971)	6,298	797	15	2	7	5,425	52	-
December	6,564	778	17	4	5	5,664	96	-
March (1972)	6,683	762	16	4	5	5,799	97	-
June	6,519	751	14	4	7	5,640	103	-
AIR FORCE MILITARY PERSONNEL CENTER								
September (1971)	-	-	-	-	-	-	-	-
December	-	-	-	-	-	-	-	-
March (1972)	931	362	2	4	5	541	17	-
June	940	370	2	4	5	540	19	-

UNCLASSIFIED

UNCLASSIFIED

TABLE 73 - USAF MILITARY PERSONNEL BY TYPE, BY PERSONNEL IDENTITY, BY COMMAND
WORLD-WIDE, AT END OF QUARTER - FY 1972 (CONTINUED)

END OF QUARTER	TOTAL	OFFICERS			WARRANT OFFICERS	AIRMEN		ACADEMY CADETS
		Male	Female			Male	Female	
			WAF	Nurses And Other Medical				
CONTINENTAL US (PERMANENT PARTY) (Continued)								
ALASKAN AIR COMMAND								
September (1971)	3	3	-	-	-	-	-	-
December	4	4	-	-	-	-	-	-
March (1972)	-	-	-	-	-	-	-	-
June	-	-	-	-	-	-	-	-
PACIFIC AIR FORCES								
September (1971)	33	33	-	-	-	-	-	-
December	94	93	-	1	-	-	-	-
March (1972)	-	-	-	-	-	-	-	-
June	68	68	-	-	-	-	-	-
US AIR FORCES IN EUROPE								
September (1971)	15	14	-	1	-	-	-	-
December	38	34	1	3	-	-	-	-
March (1972)	-	-	-	-	-	-	-	-
June	68	67	-	1	-	-	-	-
USAF SOUTHERN COMMAND								
September (1971)	2	2	-	-	-	-	-	-
December	2	2	-	-	-	-	-	-
March (1972)	-	-	-	-	-	-	-	-
June	-	-	-	-	-	-	-	-
UNKNOWN								
September (1971)	-	-	-	-	-	-	-	-
December	-	-	-	-	-	-	-	-
March (1972)	3	3	-	-	-	-	-	-
June	-	-	-	-	-	-	-	-
OVERSEA (PERMANENT PARTY)								
AERONAUTICAL CHART AND INFORMATION CENTER								
September (1971)	126	16	-	-	-	110	-	-
December	125	16	-	-	-	109	-	-
March (1972)	123	17	-	-	-	106	-	-
June	112	14	-	-	-	98	-	-

UNCLASSIFIED

UNCLASSIFIED

TABLE 73 - USAF MILITARY PERSONNEL BY TYPE, BY PERSONNEL IDENTITY, BY COMMAND
WORLD-WIDE, AT END OF QUARTER - FY 1972 (CONTINUED)

END OF QUARTER	TOTAL	OFFICERS			WARRANT OFFICERS	AIRMEN		ACADEMY CADETS
		Male	Female			Male	Female	
			WAF	NURSES AND OTHER MEDICAL				
OVERSEA (PERMANENT PARTY) (Continued)								
AIR FORCE COMMUNICATIONS SERVICE								
September (1971)	23,777	1,161	14	-	11	22,451	140	-
December	22,809	1,133	12	-	11	21,483	170	-
March (1972)	22,113	1,084	15	1	10	20,822	181	-
June	20,493	1,036	14	-	8	19,243	192	-
AIR FORCE LOGISTICS COMMAND								
September (1971)	124	54	-	-	-	70	-	-
December	109	51	-	-	-	58	-	-
March (1972)	115	56	-	-	-	59	-	-
June	129	63	-	-	-	66	-	-
AIR FORCE SYSTEMS COMMAND								
September (1971)	614	194	-	-	1	416	3	-
December	625	196	-	-	1	425	3	-
March (1972)	620	195	-	-	1	420	4	-
June	615	196	-	-	-	415	4	-
AIR TRAINING COMMAND								
September (1971)	425	26	-	-	-	399	-	-
December	409	30	-	-	-	379	-	-
March (1972)	431	34	-	-	-	395	2	-
June	384	26	-	-	-	358	-	-
AIR UNIVERSITY								
September (1971)	24	13	-	-	-	11	-	-
December	22	13	-	-	-	9	-	-
March (1972)	20	11	-	-	-	9	-	-
June	20	11	-	-	-	9	-	-
ALASKAN AIR COMMAND								
September (1971)	8,664	853	8	66	5	7,577	155	-
December	8,902	871	8	67	4	7,791	161	-
March (1972)	9,039	895	8	67	4	7,904	161	-
June	8,942	905	9	75	3	7,803	147	-

UNCLASSIFIED

UNCLASSIFIED

TABLE 73 -- USAF MILITARY PERSONNEL BY TYPE, BY PERSONNEL IDENTITY, BY COMMAND
WORLD-WIDE, AT END OF QUARTER -- FY 1972 (CONTINUED)

END OF QUARTERS	TOTAL	OFFICERS			WARRANT OFFICERS	AIRMEN		ACADEMY CADETS
		Male	Female			Male	Female	
			WAF	Nurses And Other Medical				
OVERSEA (PERMANENT PARTY) (Continued)								
HEADQUARTERS COMMAND, USAF								
September (1971)	9,983	2,824	11	6	3	7,119	20	-
December	9,708	2,812	10	6	2	6,856	22	-
March (1972)	8,525	2,327	8	6	-	6,163	21	-
June	8,456	2,492	12	5	1	5,927	19	-
MILITARY AIRLIFT COMMAND								
September (1971)	14,463	2,105	28	144	7	12,090	89	-
December	14,042	2,072	31	102	6	11,736	95	-
March (1972)	13,571	1,963	36	81	5	11,394	92	-
June	12,964	1,865	32	101	4	10,858	104	-
AIR FORCE OFFICE OF SPECIAL INVESTIGATION								
September (1971)	-	-	-	-	-	-	-	-
December	-	-	-	-	-	-	-	-
March (1972)	701	240	-	-	-	459	2	-
June	656	220	1	-	-	432	3	-
STRATEGIC AIR COMMAND								
September (1971)	9,273	1,094	9	13	1	8,131	25	-
December	9,316	1,073	9	10	1	8,192	31	-
March (1972)	9,311	1,073	11	12	-	8,186	29	-
June	9,152	1,081	13	10	1	8,024	23	-
TACTICAL AIR COMMAND								
September (1971)	159	53	-	-	-	106	-	-
December	133	56	1	-	-	76	-	-
March (1972)	122	58	-	-	-	64	-	-
June	96	50	-	-	-	46	-	-
US AIR FORCES IN EUROPE								
September (1971)	44,630	5,745	57	325	10	38,194	299	-
December	46,150	5,826	57	320	9	39,576	362	-
March (1972)	46,590	5,923	53	315	8	39,727	564	-
June	46,509	5,329	61	322	4	39,692	601	-

UNCLASSIFIED

UNCLASSIFIED

TABLE 73 - USAF MILITARY PERSONNEL BY TYPE, BY PERSONNEL IDENTITY, BY COMMAND
WORLD-WIDE, AT END OF QUARTER - FY 1972

END OF QUARTERS	TOTAL	OFFICERS			WARRANT OFFICERS	AIRMEN		ACADEMY CADETS
		Male	Female			Male	Female	
			WAF	Nurses And Other Medical				
OVERSEA (PERMANENT PARTY) (Continued)								
USAF SECURITY SERVICE								
September (1971)	14,415	569	10	-	3	13,658	175	-
December	14,332	558	8	-	3	13,569	194	-
March (1972)	14,164	546	7	-	2	13,378	231	-
June	12,815	516	7	-	-	12,030	262	-
USAF SOUTHERN COMMAND								
September (1971)	1,989	361	2	3	1	1,621	1	-
December	1,969	360	3	2	1	1,602	1	-
March (1972)	2,045	352	3	2	1	1,685	2	-
June	1,907	300	3	2	1	1,600	1	-
AIR FORCE RESERVE								
September (1971)	4	1	-	-	-	3	-	-
December	1	1	-	-	-	-	-	-
March (1972)	1	1	-	-	-	-	-	-
June	3	1	-	-	-	2	-	-
PACIFIC AIR FORCES								
September (1971)	82,673	10,526	167	381	16	70,858	725	-
December	79,209	9,850	153	363	13	68,031	799	-
March (1972)	73,903	9,286	148	341	11	63,330	787	-
June	65,034	8,204	133	313	6	55,627	751	-
HEADQUARTERS USAF								
September (1971)	36	36	-	-	-	-	-	-
December	31	31	-	-	-	-	-	-
March (1972)	172	171	-	-	1	-	-	-
June	136	135	-	-	1	-	-	-
USAF ACADEMY								
September (1971)	1	1	-	-	-	-	-	-
December	1	1	-	-	-	-	-	-
March (1972)	-	-	-	-	-	-	-	-
June	1	1	-	-	-	-	-	-

UNCLASSIFIED

UNCLASSIFIED

TABLE 73 -- USAF MILITARY PERSONNEL BY TYPE, BY PERSONNEL IDENTITY, BY COMMAND
 WORLD-WIDE, AT END OF QUARTER -- FY 1972 (CONTINUED)

END OF QUARTERS	TOTAL	OFFICERS			WARRANT OFFICERS	AIRMEN		ACADEMY CADETS
		Male	Female			Male	Female	
			WAF	Nurses And Other Medical				
OVERSEA (PERMANENT PARTY) (Continued)								
AIR FORCE AUDIT AGENCY								
September (1971)	-	-	-	-	-	-	-	-
December	-	-	-	-	-	-	-	-
March (1972)	173	121	-	-	-	52	-	-
June	172	119	-	-	-	53	-	-
AIR FORCE INSPECTION AND SAFETY CENTER								
September (1971)	-	-	-	-	-	-	-	-
December	-	-	-	-	-	-	-	-
March (1972)	-	-	-	-	-	-	-	-
June	-	-	-	-	-	-	-	-
AEROSPACE DEFENSE COMMAND								
September (1971)	2,700	400	4	4	2	2,298	2	-
December	2,936	403	3	4	2	2,523	1	-
March (1972)	3,059	416	5	4	2	2,632	-	-
June	2,861	399	6	5	-	2,450	1	-
AIR FORCE MILITARY PERSONNEL CENTER								
September (1971)	-	-	-	-	-	-	-	-
December	-	-	-	-	-	-	-	-
March (1972)	2	-	-	-	-	2	-	-
June	-	-	-	-	-	-	-	-
AIR RESERVE PERSONNEL CENTER								
September (1971)	-	-	-	-	-	-	-	-
December	-	-	-	-	-	-	-	-
March (1972)	-	-	-	-	-	-	-	-
June	1	1	-	-	-	-	-	-
UNKNOWN								
September (1971)	-	-	-	-	-	-	-	-
December	-	-	-	-	-	-	-	-
March (1972)	1	1	-	-	-	-	-	-
June	-	-	-	-	-	-	-	-

UNCLASSIFIED

UNCLASSIFIED

TABLE 74 - USAF MILITARY PERSONNEL BY GRADE IN WHICH SERVING, BY COMPONENT, WORLD-WIDE, AT END OF QUARTER - FY 1972

GRADE IN WHICH SERVING	TOTAL	REGULAR AIR FORCE	AIR FORCE RESERVE	AIR NATIONAL GUARD	US AIR FORCE
30 SEPTEMBER 1971					
WORLD-WIDE - TOTAL (Incl USAFA Cadets) . . .	755,855	638,971	62,419	397	4,068
USAFA CADET - TOTAL	4,022	-	-	-	4,022
WORLD-WIDE - TOTAL (Excl USAFA Cadets) . .	751,833	638,971	62,419	397	46
Commissioned and Warrant Officer - Total	125,173	63,320	61,658	153	42
Commissioned Officer - Total	124,841	62,989	61,657	153	42
General Officer - Total	424	417	5	2	-
General	14	14	-	-	-
Lieutenant General	39	39	-	-	-
Major General	159	155	3	1	-
Brigadier General	212	209	2	1	-
Colonel	6,283	6,117	128	39	4
Lieutenant Colonel	15,339	13,408	1,886	39	6
Major	24,577	18,124	6,395	35	23
Captain	43,143	22,208	25,891	35	9
First Lieutenant	14,866	1,110	13,754	2	-
Second Lieutenant	15,204	1,605	13,598	1	-
Warrant Officer - Total	332	331	1	-	-
Chief Warrant Officer, W-4	332	331	1	-	-
Airman - Total	626,660	625,651	761	244	4
Chief Master Sergeant	6,250	6,237	8	5	-
Senior Master Sergeant	12,242	12,214	16	12	-
Master Sergeant	46,233	46,129	69	35	-
Technical Sergeant	33,992	33,832	112	48	-
Staff Sergeant	146,002	145,771	176	54	1
Sergeant	151,604	151,488	95	18	3
Airman 1st Class	105,506	105,309	132	65	-
Airman	57,351	57,204	141	6	-
Airman Basic	17,480	17,467	12	1	-
31 DECEMBER 1971					
WORLD-WIDE - TOTAL (Incl USAFA Cadets) . . .	753,702	687,931	61,584	256	3,931
USAFA CADET - TOTAL	3,893	-	-	-	3,893
WORLD-WIDE - TOTAL (Excl USAFA Cadets) . .	749,809	687,931	61,584	256	38
Commissioned and Warrant Officer - Total	125,214	63,782	61,243	154	35
Commissioned Officer - Total	124,912	63,481	61,242	154	35
General Officer - Total	429	422	5	2	-
General	14	14	-	-	-
Lieutenant General	39	39	-	-	-
Major General	161	157	3	1	-
Brigadier General	215	212	2	1	-

UNCLASSIFIED

UNCLASSIFIED

TABLE 74 - USAF MILITARY PERSONNEL BY GRADE IN WHICH SERVING, BY COMPONENT, WORLD-WIDE, AT END OF QUARTER - FY 1972 (CONTINUED)

GRADE IN WHICH SERVING	TOTAL	REGULAR AIR FORCE	AIR FORCE RESERVE	AIR NATIONAL GUARD	US AIR FORCE
31 DECEMBER 1971 (Continued)					
<u>Commissioned and Warrant Officers</u> (Cont'd)					
<u>Commissioned Officer (Cont'd)</u>					
Colonel	6,341	6,176	123	38	4
Lieutenant Colonel	15,267	13,253	1,966	39	4
Major	24,201	18,116	6,028	37	20
Captain	48,631	22,359	25,729	36	7
First Lieutenant	15,999	1,831	14,116	1	-
Second Lieutenant	14,045	769	13,275	1	-
<u>Warrant Officer - Total</u>	302	301	1	-	-
Chief Warrant Officer, W-4	302	301	T	-	-
<u>Airman - Total</u>	624,595	624,149	341	102	3
Chief Master Sergeant	6,295	6,294	1	-	-
Senior Master Sergeant	12,204	12,200	2	2	-
Master Sergeant	46,526	46,499	22	5	-
Technical Sergeant	33,537	33,496	33	8	-
Staff Sergeant	145,694	145,659	31	3	1
Sergeant	154,092	154,058	29	3	2
Airman First Class	105,621	105,473	78	70	-
Airman	60,139	59,989	141	9	-
Airman Basic	10,487	10,481	4	2	-
31 MARCH 1972					
<u>WORLD-WIDE - TOTAL (Incl USAFA Cadets)</u>	743,611	678,938	60,666	251	3,756
<u>USAFA CADET - TOTAL</u>	3,725	-	-	-	3,725
<u>WORLD-WIDE - TOTAL (Excl USAFA Cadets)</u>	739,886	678,938	60,666	251	31
<u>Commissioned and Warrant Officer - Total</u>	123,542	63,014	60,341	157	30
<u>Commissioned Officer - Total</u>	123,268	62,741	60,340	157	30
<u>General Officer - Total</u>	423	417	4	2	-
General	14	14	-	-	-
Lieutenant General	40	40	-	-	-
Major General	158	155	2	1	-
Brigadier General	211	208	2	1	-
Colonel	6,248	6,100	103	41	4
Lieutenant Colonel	15,132	13,163	1,980	36	3
Major	23,793	18,032	5,693	39	19
Captain	48,367	22,445	25,880	38	4
First Lieutenant	16,070	1,819	14,250	1	-
Second Lieutenant	13,194	764	12,430	-	-
Unknown	1	1	-	-	-
<u>Warrant Officer - Total</u>	274	273	1	-	-
Chief Warrant Officer, W-4	274	273	T	-	-

UNCLASSIFIED

UNCLASSIFIED

TABLE 74 - USAF MILITARY PERSONNEL BY GRADE IN WHICH SERVING, BY COMPONENT, WORLD-WIDE, AT END OF QUARTER - FY 1972 (CONTINUED)

GRADE IN WHICH SERVING	TOTAL	REGULAR AIR FORCE	AIR FORCE RESERVE	AIR NATIONAL GUARD	US AIR FORCE
31 MARCH 1972 (Continued)					
Airman - Total	616,344	615,924	325	94	1
Chief Master Sergeant	6,200	6,199	1	-	-
Senior Master Sergeant	12,181	12,176	2	3	-
Master Sergeant	45,975	45,945	25	5	-
Technical Sergeant	82,585	82,542	36	7	-
Staff Sergeant	142,245	142,209	34	2	-
Sergeant	156,779	156,745	28	5	1
Airman First Class	110,875	110,638	177	60	-
Airman	50,420	50,392	18	10	-
Airman Basic	9,084	9,078	4	2	-
30 JUNE 1972					
WORLD-WIDE - TOTAL (Incl USAFA Cadets) . .	724,333	662,553	58,626	236	2,918
USAFA CADET - TOTAL	2,885	-	-	-	2,885
WORLD-WIDE - TOTAL (Excl USAFA Cadets).	721,448	662,553	58,626	236	33
Commissioned and Warrant Officer - Total	121,674	63,277	58,213	152	32
Commissioned Officer - Total	121,436	63,040	58,212	152	32
General Officer - Total	420	414	4	2	-
General	14	14	-	-	-
Lieutenant General	33	38	-	-	-
Major General	156	153	2	1	-
Brigadier General	212	209	2	1	-
Colonel	6,066	5,921	97	43	5
Lieutenant Colonel	15,486	13,545	1,905	33	3
Major	23,606	17,934	5,615	35	22
Captain	47,712	22,668	25,005	37	2
First Lieutenant	15,383	1,940	14,342	1	-
Second Lieutenant	12,763	1,518	11,244	1	-
Warrant Officer - Total	238	237	1	-	-
Chief Warrant Officer, W-4	238	237	1	-	-
Airmen - Total	599,774	599,276	413	84	1
Chief Master Sergeant	5,953	5,952	1	-	-
Senior Master Sergeant	11,922	11,918	1	3	-
Master Sergeant	44,049	44,017	28	4	-
Technical Sergeant	80,876	80,830	39	7	-
Staff Sergeant	137,529	137,493	34	2	-
Sergeant	158,387	158,340	42	4	1
Airman First Class	111,748	111,516	192	50	-
Airman	37,938	37,913	16	9	-
Airman Basic	11,372	11,297	70	5	-

Source: Operating Systems Division, Randolph Air Force Base, Texas.

UNCLASSIFIED

UNCLASSIFIED

TABLE 75 — USAF REGULAR COMMISSIONED OFFICERS BY GRADE IN WHICH SERVING BY CONTROL BRANCH, WORLD-WIDE — FY 1972

CONTROL BRANCH BY DATE	TOTAL	GEN	COL	LT COL	MAJ	CAPT	1ST LT	2ND LT
<u>31 December (1971) - TOTAL .</u>	<u>63,481</u>	<u>422</u>	<u>6,176</u>	<u>13,253</u>	<u>13,116</u>	<u>22,859</u>	<u>1,391</u>	<u>709</u>
Line	58,342	398	5,371	11,954	16,476	21,555	1,841	747
Chaplain	597	2	128	197	216	64	-	-
Dental	652	1	132	236	219	64	-	-
Judge Advocate	573	6	118	121	173	160	-	-
Medical Professional	933	15	285	331	263	39	-	-
Nurse	970	-	23	130	379	393	-	-
Medical Service	783	-	71	139	188	324	39	22
Veterinary	178	-	27	45	49	57	-	-
Biomedical Sciences	448	-	16	65	153	213	1	-
<u>30 June (1972) - TOTAL . . .</u>	<u>63,040</u>	<u>414</u>	<u>5,921</u>	<u>13,545</u>	<u>17,934</u>	<u>22,668</u>	<u>1,040</u>	<u>1,518</u>
Line	58,030	386	5,094	12,285	16,242	21,511	1,017	1,495
Chaplain	586	2	128	185	213	53	-	-
Dental	642	1	137	220	271	13	-	-
Judge Advocate	559	7	109	117	176	150	-	-
Medical Professional	901	18	297	336	224	26	-	-
Nurse	943	-	41	162	394	346	-	-
Medical Service	758	-	69	132	194	319	22	22
Veterinary	175	-	26	45	54	50	-	-
Biomedical Sciences	446	-	20	63	161	200	1	1

Source: Operating Systems Division, Randolph Air Force Base, Texas.

UNCLASSIFIED

UNCLASSIFIED

TABLE 76 — USAF FEMALE PERSONNEL BY TYPE, BY GRADE IN WHICH SERVING WORLD-WIDE
30 JUNE 1972

TYPE OF PERSONNEL BY GRADE	TOTAL	WOMEN IN THE AIR FORCE	AIR FORCE NURSE CORPS	OTHER MEDICAL
<u>TOTAL</u>	<u>16,491</u>	<u>12,939</u>	<u>3,391</u>	<u>161</u>
<u>Officer - Total</u>	<u>4,766</u>	<u>1,214</u>	<u>3,391</u>	<u>161</u>
Brigadier General	1	1	-	-
Colonel	53	7	43	3
Lieutenant Colonel	296	47	233	16
Major	798	86	677	35
Captain	1,856	460	1,317	79
First Lieutenant	1,052	276	764	12
Second Lieutenant	710	337	357	16
<u>Airman - Total</u>	<u>11,725</u>	<u>11,725</u>	-	-
Chief Master Sergeant	11	11	-	-
Senior Master Sergeant	28	28	-	-
Master Sergeant	136	136	-	-
Technical Sergeant	207	207	-	-
Staff Sergeant	919	919	-	-
Sergeant	3,607	3,607	-	-
Airman 1st Class	4,116	4,116	-	-
Airman	2,054	2,054	-	-
Airman Basic	647	647	-	-

Source: Operating Systems Division, Randolph Air Force Base, Texas.

UNCLASSIFIED

UNCLASSIFIED

TABLE 77 - USAF OFFICERS BY AERONAUTICAL RATING, ON FLYING STATUS, BY GRADE IN WHICH SERVING, WORLD-WIDE, AT END OF QUARTER - FY 1972

AERONAUTICAL RATING AND GRADE	30 SEPTEMBER	31 DECEMBER	31 MARCH	30 JUNE
<u>a/ PILOT - TOTAL</u>	<u>38,642</u>	<u>38,862</u>	<u>38,977</u>	<u>39,035</u>
General.	359	363	355	346
Colonel.	3,717	3,699	3,619	3,495
Lieutenant Colonel	7,247	7,262	7,253	7,460
Major.	9,129	8,372	8,493	7,970
Captain.	11,811	12,172	12,690	13,272
First Lieutenant	4,906	5,510	5,354	4,993
Second Lieutenant.	1,472	984	1,213	1,499
Unknown.	1	-	-	-
Warrant Officer.	-	-	-	-
<u>a/ NAVIGATOR/OBSERVER - TOTAL</u>	<u>14,569</u>	<u>14,619</u>	<u>14,671</u>	<u>14,692</u>
General.	5	5	5	5
Colonel.	459	466	463	452
Lieutenant Colonel	2,574	2,619	2,634	2,682
Major.	5,169	5,118	5,030	4,961
Captain.	4,686	4,656	4,659	4,524
First Lieutenant	1,158	1,308	1,373	1,451
Second Lieutenant.	518	447	507	617
Warrant Officer.	-	-	-	-
<u>a/ FLIGHT SURGEON - TOTAL</u>	<u>601</u>	<u>683</u>	<u>724</u>	<u>666</u>
General.	14	14	16	17
Colonel.	246	248	242	256
Lieutenant Colonel	203	204	203	206
Major.	111	111	122	136
Captain.	27	106	141	51
First Lieuteuant	-	-	-	-
Second Lieutenant.	-	-	-	-
Warrant Officer.	-	-	-	-

a/ Rated officers in flying status 1, 3, and 6.

Source: Operating Systems Division, Randolph Air Force Base, Texas.

UNCLASSIFIED

UNCLASSIFIED

TABLE 78 - USAF OFFICERS BY AERONAUTICAL STATUS, WORLD-WIDE, AT END OF QUARTER - FY 1972

RATING AND DESIGNATION	30 Sep 71	31 Dec 71	31 Mar 72	30 Jun 72
<u>TOTAL</u>	60,837	60,909	60,375	59,263
a/ <u>RATED - TOTAL</u>	53,812	54,164	54,372	54,393
<u>Pilot - Total</u>	38,642	38,862	38,977	39,035
Command	13,181	13,254	13,081	12,890
Senior	7,984	7,683	7,389	7,164
Pilot	17,477	17,925	18,507	18,981
<u>Navigator - Total</u>	14,354	14,415	14,471	14,503
Master	3,684	3,761	3,799	3,891
Senior	5,673	5,584	5,462	5,304
Navigator	4,997	5,070	5,210	5,308
<u>Aircraft Observer - Total</u>	215	204	200	189
Master	152	148	150	146
Senior	55	48	43	36
Aircraft Observer	8	8	7	7
<u>Flight Surgeon - Total</u>	601	683	724	666
Chief	73	74	71	74
Senior	95	96	99	99
Flight Surgeon	433	513	554	493
b/ <u>SUPPORT - TOTAL</u>	7,025	6,745	6,003	4,870
<u>Aeronautical Designation - Total</u>	469	455	442	409
Flight Medical Officer	206	215	230	215
Flight Nurse	263	240	212	194
<u>Other - Total</u>	6,556	6,290	5,561	4,461

a/ Rated Officers in Flying Status 1, 3, and 6.

b/ Support Officers in Flying Status 1, 3, 6, 7, and 8.

Source: Operating Systems Division, Randolph Air Force Base, Texas.

UNCLASSIFIED

UNCLASSIFIED

TABLE 79 - USAF OFFICERS BY AERONAUTICAL RATING ON FLYING STATUS, BY COMMAND,
WORLD-WIDE - 30 JUNE 1972

COMMAND	TOTAL	PILOTS ^{a/}	NAVIGATORS & a/OBSERVERS	b/ OTHER
TOTAL	<u>59,263</u>	<u>39,035</u>	<u>14,692</u>	<u>5,536</u>
<u>PERMANENT PARTY - TOTAL</u>	<u>52,229</u>	<u>36,703</u>	<u>13,497</u>	<u>2,029</u>
<u>Continental US - Total</u>	<u>40,667</u>	<u>28,867</u>	<u>10,292</u>	<u>1,508</u>
Aeronautical Chart & Information Center	16	11	5	-
Aerospace Defense Command	1,701	1,340	235	126
Air Force Accounting and Finance Center	10	6	4	-
Air Force Audit Agency	8	6	2	-
Air Force Inspection and Safety Center	114	34	24	6
Air Force Communications Service	283	214	42	27
Air Force Logistics Command	708	510	150	48
Air Force Military Personnel Center	76	54	22	-
Air Force Office of Special Investigation	5	3	2	-
Air Force Systems Command	2,459	1,669	533	257
Air Training Command	5,366	4,690	557	119
Air University	681	507	145	29
Air Force Reserve	65	56	8	1
Air Reserve Personnel Center	30	12	2	16
Air Force Data Automation Agency	17	6	11	-
Headquarters Command USAF	377	276	45	56
Headquarters US Air Force	2,147	1,582	518	47
Military Airlift Command	6,308	4,620	1,286	402
Strategic Air Command	11,831	6,901	4,927	153
Tactical Air Command	7,921	5,985	1,754	182
United States Air Force Academy	386	277	85	24
USAF Security Service	106	57	34	15
Alaskan Air Command	-	-	-	-
Pacific Air Forces	1	-	1	-
United States Air Forces in Europe	1	1	-	-
USAF Southern Command	-	-	-	-
<u>Oversea - Total</u>	<u>11,562</u>	<u>7,836</u>	<u>3,205</u>	<u>521</u>
Aeronautical Chart & Information	8	7	1	-
Aerospace Defense Command	52	44	4	4
Air Force Accounting and Finance Center	-	-	-	-
Air Force Audit Agency	2	-	2	-
Air Force Inspection and Safety Center	-	-	-	-
Air Force Communications Service	114	78	32	4
Air Force Logistics Command	23	21	2	-
Air Force Office of Special Investigation	1	1	-	-
Air Force Systems Command	110	82	27	1
Air Training Command	6	6	-	-
Air University	2	-	2	-
Air Force Reserve	-	-	-	-
Air Reserve Personnel Center	-	-	-	-
Air Force Data Automation Agency	-	-	-	-
Headquarters Command, USAF	1,139	895	224	20
Headquarters US Air Force	27	22	5	-

UNCLASSIFIED

TABLE 79 — USAF OFFICERS BY AERONAUTICAL RATING ON FLYING STATUS, BY COMMAND,
WORLD-WIDE — 30 JUNE 1972 (CONTINUED)

COMMAND	TOTAL	PILOTS ^{a/}	NAVIGATORS & a/ OBSERVERS	b/ OTHER
Military Airlift Command	1,086	778	158	150
Strategic Air Command	715	377	326	12
Tactical Air Command	33	28	5	-
United States Air Force Academy	1	-	-	1
USAF Security Service	59	14	10	35
Alaskan Air Command	362	253	80	29
Pacific Air Forces	4,799	3,280	1,367	152
United States Air Forces in Europe	2,862	1,813	940	109
USAF Southern Command	161	137	20	4
Unknown	-	-	-	-
<u>Pipeline - Total</u>	<u>7,037</u>	<u>2,332</u>	<u>1,195</u>	<u>3,507</u>

a/ Rated officers in flying status 1, 3, and 6.

b/ Includes flight surgeons in flying status 1, 3, and 6, and all support officers in flying status 1, 3, 6, 7, and 8.

Source: Operating Systems Division, Randolph Air Force Base, Texas.

UNCLASSIFIED

TABLE 80 - USAF OFFICERS ON FLYING STATUS BY AERONAUTICAL RATING, BY AGE, WORLD-WIDE
SEMIANNUALLY - 31 DECEMBER 1971 AND 30 JUNE 1972

AGE GROUP	31 December 1971				30 June 1972			
	TOTAL	<u>a/</u> PILOT	Navigators & Observers	Flight Surgeons	TOTAL	<u>a/</u> PILOT	Navigators & Observers	Flight Surgeons
<u>TOTAL</u>	54,164	38,862	14,619	683	54,393	39,035	14,692	666
20 thru 24 - TOTAL . .	4,431	3,398	1,033	-	4,770	3,487	1,293	-
25 thru 29 - TOTAL . .	15,130	11,864	3,151	115	16,010	12,739	3,183	88
30 thru 34 - TOTAL . .	8,352	4,885	3,365	102	8,342	5,006	3,230	106
35 thru 39 - TOTAL . .	12,079	7,684	4,236	159	11,201	6,940	4,105	156
40 thru 44 - TOTAL . .	7,407	5,528	1,741	138	7,923	5,858	1,905	160
45 thru 49 - TOTAL . .	4,174	3,420	668	86	3,698	3,011	603	74
50 thru 54 - TOTAL . .	2,386	1,934	392	60	2,233	1,834	339	60
55 thru 59 - TOTAL . .	202	148	32	22	224	159	44	21
60 and Older - TOTAL .	3	1	1	1	2	1	-	1

a/ Rated Officers in flying status 1, 3, and 6.

Source: Operating Systems Division, Randolph Air Force Base, Texas.

UNCLASSIFIED

(This page is Unclassified)

TABLE 81 — ASSIGNED USAF OFFICERS BY OCCUPATIONAL FIELD BASED ON DUTY SPECIALTY,
WORLD-WIDE — 30 JUNE 1972

OCCUPATIONAL FIELD	ASSIGNED		
	TOTAL	PERMANENT PARTY	PIPELINE
TOTAL	121,674	109,312	12,362
General Officer	611	611	-
Commander & Director Specialties	3,234	3,176	58
Pilot & Navigator Observe.	41,800	39,440	2,360
Aircraft Control	587	582	5
Weapons Director	1,906	1,897	9
Missile Operations	3,669	3,634	35
Safety	823	760	63
Space Systems	630	621	9
Special Operations	50	41	9
Audio-Visual	145	144	1
Weather	1,949	1,767	182
Scientific	1,669	1,451	218
Research & Development Management.	558	551	7
Development Engineering.	5,340	4,794	546
System Program Management.	1,098	997	101
Communications-Electronics	4,155	3,755	400
Missile Maintenance.	472	467	5
Aircraft Maintenance/Avionics.	4,103	3,938	165
Munitions.	993	923	70
Civil Engineering.	2,049	1,939	110
Cartography.	132	125	7
Transportation	1,155	1,135	20
Supply Services.	483	482	1
Fuels Management	193	191	2
Supply Management.	2,056	2,009	47
Procurement Management	1,547	1,488	59
Logistics Plans and Programs	855	790	65
Financial.	1,405	1,368	37
Computer Technology.	1,778	1,694	84
Management Analysis.	336	329	7
Administration	3,067	3,050	17
Personnel.	2,386	2,339	47
Manpower Management.	668	656	12
Education & Training	790	760	30
Information.	774	739	35
Intelligence	3,376	3,112	264
Security Police.	759	750	9
Special Investigations	784	763	21
Band	38	38	-
Legal.	1,193	1,156	37
Chaplain	1,064	1,053	11
Medical.	11,992	11,144	848
Special Duty	1,315	1,694	121
Social Actions Officer	227	223	4
International Politico Military Affairs.	104	95	9
Open Mess Management	151	149	2
Disaster Preparedness.	147	145	2
Race Relations Officer	312	312	-
Pilot Trainees	4,588	-	4,588
Navigator Trainees	1,301	-	1,301
Nuclear Weapons Custodian	32	32	-
Unallotted	3	3	-
Other	322	-	322

Source: Operating Systems Division, Randolph Air Force Base, Texas.

(This page is Unclassified)

TABLE 82 - AUTHORIZED AND ASSIGNED PERMANENT PARTY AIRMEN BY CONTROL AF SPECIALTY WITHIN CAREER FIELD, BY SKILL LEVEL WORLD-WIDE, SEMIANNUALLY - 31 DEC 1971 AND 30 JUN 1972

DATE, CATEGORY, AND CAREER FIELD	TOTAL		SKILL LEVEL STATUS									
	Author-ized	As-signed	Unskilled (1)		Semi-Skilled (3)		Skilled (5)		Advanced (7)		Superintendent (9)	
			Author-ized	As-signed	Author-ized	As-signed	Author-ized	As-signed	Author-ized	As-signed	Author-ized	As-signed
<u>31 DECEMBER 1971 - TOTAL</u>	<u>564235</u>	<u>574986</u>	<u>7910</u>	<u>7855</u>	<u>114430</u>	<u>99693</u>	<u>294681</u>	<u>327896</u>	<u>125191</u>	<u>120152</u>	<u>22023</u>	<u>19390</u>
<u>HIGHLY TECHNICAL - TOTAL</u>	<u>270552</u>	<u>275112</u>	<u>7910</u>	<u>7831</u>	<u>42631</u>	<u>31674</u>	<u>137913</u>	<u>155604</u>	<u>69378</u>	<u>68222</u>	<u>12720</u>	<u>11781</u>
First Sergeant	1979	1895	-	-	-	-	-	-	10	290	1969	1605
Intelligence	10111	10061	-	-	984	1926	6285	5495	2461	2297	381	343
Weather	4199	4232	-	-	764	679	2023	2272	1201	1062	211	219
Aerospace Control Systems	18404	19878	-	-	1695	3267	9647	9768	6228	5992	834	851
Communications Operations	23128	23781	-	1	4734	3488	13644	15115	4010	4473	740	704
Communications-Electronics Systems	47139	47260	-	1	5722	3817	26846	29492	12682	12173	1889	1777
Missile Electronic Maintenance	5883	5595	-	-	709	627	2837	2699	2010	1902	327	367
Avionics Systems	15719	15214	-	1	2498	2005	7580	7782	4971	4741	670	685
Training Devices	2572	2675	-	-	87	144	1568	1619	795	791	122	121
Aircraft Accessory Maintenance	25752	24842	-	2	4920	2817	14473	15995	5959	5652	400	376
Aircraft Maintenance	80781	86368	-	-	14539	9032	40581	51375	21645	22267	4016	3694
Missile Maintenance	3210	2895	-	-	494	308	1544	1536	1003	891	169	160
Munitions and Weapons Maintenance	19626	18472	-	-	4517	2303	9958	11602	4390	3915	761	652
Education and Training	4139	4118	-	-	968	1261	927	854	2013	1776	231	227
Interim AFSCs	7910	7826	7910	7826	-	-	-	-	-	-	-	-
<u>TECHNICAL - TOTAL</u>	<u>122594</u>	<u>124297</u>	-	<u>12</u>	<u>21897</u>	<u>25824</u>	<u>66569</u>	<u>67758</u>	<u>28916</u>	<u>26436</u>	<u>5212</u>	<u>4267</u>
Photomapping	2188	2559	-	-	160	391	1448	1535	536	581	44	52
Safety	951	911	-	-	76	102	250	273	542	471	83	65
Wire Communications Systems Maintenance	7739	7727	-	-	1357	1069	4793	5120	1420	1377	169	161
Intricate Equipment Maintenance	1247	1376	-	-	145	144	772	918	307	289	23	25
Metal Working	8550	8835	-	-	1732	1280	5259	6037	1409	1377	150	141
Procurement	1420	1345	-	-	141	186	622	634	539	441	118	84
Accounting and Finance and Audit	6898	7260	-	3	1091	2080	3640	3389	1889	1557	278	231
Data Systems	6945	7145	-	-	707	892	3418	3780	2378	2093	442	380
Management Analysis	638	646	-	-	2	72	161	197	379	318	96	59
Administrative	39631	41184	-	4	6354	10249	24943	23357	7248	6723	1086	851
Information	1549	1784	-	-	433	673	367	561	673	498	76	52
Personnel	14294	14413	-	-	2100	2254	5208	5989	5236	4740	1750	1430
Special Investigations	973	912	-	-	224	288	-	-	661	564	88	60
Medical	22914	22023	-	5	5576	4902	12214	12463	4513	4141	611	512
Aircrew Protection	3265	3221	-	-	635	394	1770	2005	728	716	132	106
Dental	3392	2956	-	-	1164	848	1704	1500	458	550	66	58

CLASSIFIED BY MPC/DP4
 SUBJECT TO GENERAL DE-
 CLASSIFICATION SCHEDULE
 OF EXECUTIVE ORDER 11652
 AUTOMATICALLY DOWNGRADED
 AT TWO YEAR INTERVALS
 DECLASSIFIED ON: 31 DEC 1981

TABLE 82 - AUTHORIZED AND ASSIGNED PERMANENT PARTY AIRMEN BY CONTROL AF SPECIALTY WITHIN CAREER FIELD, BY SKILL LEVEL
 WORLD-WIDE, SEMIANNUALLY - 31 DEC 1971 AND 30 JUN 1972 (CONTINUED)

DATE, CATEGORY, AND CAREER FIELD	TOTAL		SKILL LEVEL STATUS									
			Unskilled (1)		Semi-Skilled (3)		Skilled (5)		Advanced (7)		Superintendent (9)	
	Author-ized	As-signed	Author-ized	As-signed	Author-ized	As-signed	Author-ized	As-signed	Author-ized	As-signed	Author-ized	As-signed
SEMI-TECHNICAL - TOTAL	171089	175577	-	12	49902	42195	90199	104534	26897	25494	4091	3342
Audio-Visual	3491	4225	-	1	562	606	2156	2778	708	754	65	86
Motor Vehicle Maintenance	7292	8238	-	1	1328	2089	4607	4993	1163	1000	194	155
Civil Engineering Mechanical/Electrical	13080	13057	-	-	2685	2768	7974	8068	2178	2014	243	207
Civil Engineering Structural/Pavements	14627	14761	-	3	4940	4314	6713	8012	2428	2087	546	345
Civil Engineering Sanitation	1912	1971	-	-	647	622	984	1081	246	243	35	25
Fire Protection	8478	8466	-	-	3052	2277	4541	5392	739	698	146	99
Fabric, Leather and Rubber	1870	2025	-	-	433	285	1132	1350	301	378	4	12
Marine	171	211	-	1	12	6	91	134	61	63	7	7
Transportation	22881	25134	-	1	5112	4064	13606	16799	3684	3877	479	393
Supply Services	1721	2176	-	2	429	493	789	1200	402	391	101	90
Food Services	8656	8353	-	-	2748	2047	4581	5097	1172	1070	155	139
Fuel Services	8372	9311	-	-	2180	2642	5187	5676	845	862	160	131
Supply	37967	37030	-	2	8776	7567	19381	20380	8496	7917	1314	1164
Printing	990	1114	-	-	154	231	612	619	207	246	17	18
Special Services	2798	2859	-	-	606	552	1033	1331	953	829	206	147
Band	1420	1324	-	-	479	211	533	698	354	360	54	55
Security Police	35363	35322	-	1	15759	11421	16279	20926	2960	2705	365	269
30 JUNE 1972 - TOTAL	541454	565599	7760	8103	108954	92072	280083	328822	122881	117450	21776	19152
HIGHLY TECHNICAL - TOTAL	262145	273129	7760	8090	42056	34807	131322	150861	68354	67456	12653	11915
First Sergeant	2000	1887	-	-	-	-	-	-	9	209	1991	1678
Intelligence	8845	9442	-	-	2908	3510	3302	3340	2282	2264	353	328
Weather	3742	4173	-	-	724	665	1699	2234	1121	1064	198	210
Aerospace Control Systems	17769	19394	-	1	1613	2865	9241	9865	6096	5864	819	799
Communications Operations	20504	21524	-	-	4155	2867	11951	13767	3706	4218	692	672
Communications-Electronics Systems	30579	30087	-	-	3191	3968	17533	16929	8557	7974	1298	1216
Missile Electronic Maintenance	6358	6126	-	4	821	740	3125	3112	2075	1908	337	362
Avionics Systems	30899	30656	-	1	4884	3092	16290	17897	8548	8418	1177	1248
Training Devices	2613	2784	-	-	90	233	1560	1630	833	801	130	120
Aircraft Accessory Maintenance	23218	24176	-	3	4361	2908	13017	15584	5422	5270	418	411
Aircraft Maintenance	75268	82884	-	1	13475	8635	38059	49763	20027	20966	3707	3519
Missile Maintenance	2753	2461	-	-	364	279	1354	1312	887	725	148	145
Munitions and Weapons Maintenance	18982	18062	-	-	3853	2882	10069	10785	4333	3780	727	615
Education and Training	4116	4224	-	-	979	1388	885	840	2049	1760	203	236
Interim AFSCs	14499	15249	7760	8080	638	775	3237	3803	2409	2235	455	356

TABLE 82 -- AUTHORIZED AND ASSIGNED PERMANENT PARTY AIRMEN BY CONTROL AF SPECIALTY WITHIN CAREER FIELD, BY SKILL LEVEL WORLD-WIDE, SEMIANNUALLY -- 31 DEC 1971 AND 30 JUN 1972 (CONTINUED)

DATE, CATEGORY, AND CAREER FIELD	TOTAL		SKILL LEVEL STATUS									
			Unskilled (1)		Semi-Skilled (3)		Skilled (5)		Advanced (7)		Superintendent (9)	
	Author-ized	As-sig-ned	Author-ized	As-sig-ned	Author-ized	As-sig-ned	Author-ized	As-sig-ned	Author-ized	As-sig-ned	Author-ized	As-sig-ned
<u>TECHNICAL - TOTAL</u>	<u>119229</u>	<u>124312</u>		<u>2</u>	<u>20807</u>	<u>25195</u>	<u>64004</u>	<u>69203</u>	<u>29285</u>	<u>25814</u>	<u>5133</u>	<u>4098</u>
Photomapping	1756	2424			132	309	1134	1512	453	548	37	55
Safety	961	939			83	110	252	285	545	479	81	65
Wire Communications Systems Maintenance.	7261	7485			1242	1120	4485	4873	1367	1328	167	164
Intricate Equipment Maintenance.	1143	1205			110	102	704	797	304	282	25	24
Metal Working.	8270	8492			1654	1041	5017	6034	1436	1282	163	135
Procurement.	1648	1382			221	228	738	626	579	452	110	76
Accounting and Finance and Audit	6946	7619			1160	1422	3650	4412	1867	1569	269	216
Delta Systems	6739	6787			638	381	3237	3812	2409	2238	455	356
Management Analysis.	615	671			3	65	164	226	362	319	86	61
Administrative	37628	42025		2	5794	11517	23359	23297	7402	6384	1073	825
Information.	1460	1736			424	663	342	544	626	477	68	52
Personnel.	13719	14364			1745	2448	4970	5811	5333	4763	1671	1342
Special Investigations	994	948			210	330			694	563	90	55
Medical.	23511	21914			5545	4014	12620	13439	4707	3945	639	516
Aircrew Protection	3196	3132			628	402	1702	1950	738	681	128	99
Dental	3382	3189			1218	1043	1630	1585	463	504	71	57
<u>SEMI-TECHNICAL - TOTAL</u>	<u>160080</u>	<u>168158</u>		<u>11</u>	<u>46091</u>	<u>32070</u>	<u>84757</u>	<u>108758</u>	<u>25242</u>	<u>24180</u>	<u>3990</u>	<u>3139</u>
Audio-Visual	3390	4054			560	536	2077	2685	694	748	59	85
Motor Vehicle Maintenance.	6415	7844		1	1153	1564	4012	5168	1067	968	183	143
Civil Engineering Mechanical/Electrical.	12454	12864		1	2499	2370	7621	8389	2101	1903	233	201
Civil Engineering Structural/Pavement.	14134	14523			4759	3450	6424	8693	2419	2056	532	324
Civil Engineering Sanitation	1738	1848			574	380	887	1201	239	243	38	24
Fire Protection.	8336	8072		1	2878	1670	4579	5663	746	648	133	90
Fabric, Leather and Rubber	1674	2004			380	214	1019	1422	270	356	5	12
Marine	170	186			13	6	94	112	57	62	6	6
Transportation	21246	23074		2	4777	3329	12707	15702	3273	3672	489	369
Supply Services.	1580	1903			394	280	734	1178	353	361	99	84
Food Services.	8031	7565		4	2438	2046	4340	4488	1096	904	157	123
Fuel Services.	8008	8771			2147	1593	4897	6242	804	812	160	124
Supply	33114	36348		1	7345	6047	16896	21699	7649	7523	1224	1078
Printing	950	1080		1	178	150	543	673	210	238	19	18
Special Services	2709	2882			545	592	1042	1313	920	840	202	137
Band	1565	1219			512	191	613	614	364	348	76	66
Security Police.	34566	33921			14939	7652	16272	23516	2980	2498	375	255

Source: Personnel Data Systems Division, Randolph AFB, Texas.

UNCLASSIFIED

TABLE 83 -- PROMOTIONS OF TOP SIX GRADE AIRMEN BY FISCAL YEAR FY 1968 THRU FY 1972

GRADE TO WHICH PROMOTED	FISCAL YEAR				
	1968	1969	1970	1971	1972
<u>TOTAL</u>	<u>176,153</u>	<u>236,329</u>	<u>173,222</u>	<u>166,128</u>	<u>137,889</u>
Chief Master Sergeant (E-9)	1,881	1,224	1,234	1,232	930
Senior Master Sergeant (E-8)	5,111	3,659	2,915	2,874	2,604
Master Sergeant (E-7)	10,524	12,335	7,468	8,642	8,731
Technical Sergeant (E-6)	18,382	24,699	18,819	13,540	16,440
Staff Sergeant (E-5)	38,214	54,199	44,902	50,004	33,264
Sergeant (E-4)	101,541	140,213	97,884	89,836	75,920

Source: Operating Systems Division, Randolph Air Force Base, Texas.

UNCLASSIFIED

UNCLASSIFIED

TABLE 84 - GAINS AND LOSSES OF USAF OFFICERS TO THE ACTIVE MILITARY STRENGTH
WORLD-WIDE - FY 1972

ITEM DESCRIPTION	TOTAL	COMMISSIONED OFFICERS			WARRANT OFFICERS	
		MALE	WAF	AFN/MS	MALE	WAF
GAINS						
TOTAL	11,410	10,445	227	739	-	-
To EAD from AFRES (Initial Tour)	6,766	6,043	5	718	-	-
To EAD from AFRES (Second or Subsequent Tour)	111	87	-	14	-	-
To EAD from A/WG (Initial Tour)	-	-	-	-	-	-
To EAD from A/WG (Second or Subsequent Tour)	4	4	-	-	-	-
To EAD from Retired Status	6	6	-	-	-	-
Commissioned in Regular Air Force	6	6	-	-	-	-
Commissioned from USMA, USNA, USAFA	767	767	-	-	-	-
RES Officers Released & Immediately Recalled Without Break in AMS	4	3	-	1	-	-
Commissioned from OTS Through Bootstrap Program	232	231	1	-	-	-
REG Officers Recalled as Temporary Officers Without Component	-	-	-	-	-	-
Transferred from Army or Navy	26	22	-	4	-	-
Commissioned from OTS through A/ECP	349	339	1	-	-	-
Commissioned from OTS (Not A/ECP)	3,963	2,342	220	1	-	-
To W/O from Commissioned Status	-	-	-	-	-	-
To Commissioned Status from Enlisted (Initial Tour)	30	30	-	-	-	-
Unknown - Uniform Officer Record Incomplete	5	5	-	-	-	-
LOSSES						
TOTAL	15,781	14,707	193	735	141	-
Resigned - Hardship	90	92	-	3	-	-
National Health, Safety and Interest	-	-	-	-	-	-
Resigned - Completion of Required Service	593	579	2	17	-	-
Resigned - Regular Officer Enlistment in Regular Establishment	25	23	1	1	-	-
Resigned - Withdrawal of Ecclesiastical Indorsement	3	3	-	-	-	-
Resigned - To attend School	37	37	-	-	-	-
Resigned - Substandard Performance	47	39	-	8	-	-
Resigned - Homosexuality (Authority para 19 d & e)	3	7	1	-	-	-
To Enlist in the Regular Establishment - Voluntary	2	2	-	-	-	-
Resigned - Unfitness or Unacceptable Conduct	24	24	-	-	-	-
Resigned - In Lieu of Courts-Martial	15	11	1	3	-	-
Resigned - Unqualified or Other Reasons	235	266	4	15	-	-
Discharged Under Honorable General Conditions	1	1	-	-	-	-
Discharged - Substandard Performance of Duty (Voluntary)	2	2	-	-	-	-
Discharged - Unfitness (Voluntary)	2	2	-	-	-	-
Discharged - Marriage (Voluntary)	-	-	-	-	-	-
Discharged - Pregnancy (Voluntary)	117	-	39	78	-	-
Discharged - Parenthood (Minor Children) (Voluntary)	-	-	-	-	-	-
Discharged - Failure of Selection or Permanent Promotion (Voluntary)	41	33	1	2	-	-
Discharged - Conscientious Objectors	26	26	-	-	-	-
Discharged - Homosexuality Class II (Board Action or in Lieu of)	3	3	-	-	-	-
Discharged - Unfitness (Board Action or in Lieu of)	11	10	-	1	-	-
Discharged - Substandard Performance of Duty (Board Action or in Lieu of)	5	4	1	-	-	-
Withdrawal of Ecclesiastical Indorsement (Board Action or in Lieu of)	3	3	-	-	-	-
Discharged - Pregnancy (Board Action)	40	-	7	33	-	-
Discharged - Parenthood - Minor Children (Board Action)	-	-	-	-	-	-
Voluntary Release from EAD - Hardship	-	-	-	-	-	-
Voluntary Release from EAD - Completion of Required Service	-	-	-	-	-	-
Voluntary Release from EAD - Reverted to WO Status	-	-	-	-	-	-
Voluntary Release from EAD - To Attend School	299	292	1	6	-	-

UNCLASSIFIED

UNCLASSIFIED

TABLE 84 - GAINS AND LOSSES OF USAF OFFICERS TO THE ACTIVE MILITARY STRENGTH
WORLD-WIDE - FY 1972 (CONTINUED)

ITEM DESCRIPTION	TOTAL	COMMISSIONED OFFICERS			WARRANT OFFICERS	
		MALE	WAF	AFN/HS	MALE	WAF
LOSSES (Continued)						
Expiration of AU Commitment - Other	2,278	2,220	36	22	-	-
Expiration of AD Commitment - Established Date of Separation	3,672	3,355	16	301	-	-
Length of Service - Service in Grade	-	-	-	-	-	-
Maximum Age	-	-	-	-	-	-
Failure of Selection for Promotion - Permanent - Reserve	10	10	-	-	-	-
Failure of Selection for Promotion - Temporary	484	457	5	22	-	-
Disapproval of Requests for Extension of EAD	-	-	-	-	-	-
Less than 12 Months Retainability	177	159	1	17	-	-
Strength Adjustment	13	13	-	-	-	-
Selection for Demotion - Not Demotable	-	-	-	-	-	-
Under Sentence to Dismissal - Awaiting Review	2	2	-	-	-	-
Project 20-10	-	-	-	-	-	-
Directed by Secretary - Unfitness	-	-	-	-	-	-
Directed by Secretary - Substandard Performance	-	-	-	-	-	-
Directed by Secretary - Convenience of Government	-	-	-	-	-	-
Release of ANG and AWGUS from Federal Service and Return Thereof to State Control	1	1	-	-	-	-
Release from EAD (Unit Demobilization) - Release of Reserve Units	-	-	-	-	-	-
Release from EAD (Unit Demobilization) - Release of ANG and AWGUS	-	-	-	-	-	-
Revert to Retired List	2	2	-	-	-	-
EPTS - Established by Physical Evaluation Board - Not Entitled to Severance Pay	23	19	-	4	-	-
Discharged - Physical Disability - Entitled to Severance Pay	43	42	-	6	-	-
Discharged - Physical Disability - Not Entitled to Severance Pay	-	-	-	-	-	-
Vacation of Appointment to Accept Civil Office	1	1	-	-	-	-
Dropped from Rolls - Headquarters, USAF (Rolls of the Air Force)	-	-	-	-	-	-
Dropped from Rolls - Conviction & Confinement of Civil Authorities 20 Year Active Service Career	-	-	-	-	-	-
Dropped from Rolls - Missing or POW	-	-	-	-	-	-
Deaths - All Causes	213	210	1	2	-	-
Conversion of Career Reserve Status to a Date of Separation	2,061	1,963	24	74	-	-
Directed by Hq USAF	-	-	-	-	-	-
Mandatory Retirement - Age, Service, Time in Grade	711	644	-	1	66	-
Voluntary Retirement - Age, Service, Time in Grade	130	109	-	1	20	-
Voluntary Retirement (20 Year Reserve Career Program)	1,525	1,453	29	43	-	-
Permanent Disability Retirement (20 Year Reserve Career Program)	92	85	-	7	-	-
Permanent Disability Retirement - Age, Service, Time in Grade	158	142	1	-	15	-
Temporary Disability Retirement - Age, Service, Time in Grade	18	16	-	1	1	-
Release of Senior Medical Students	27	27	-	-	-	-
Re-Retirement	2	2	-	-	-	-
Failure of Selection for Promotion (Mandatory Retirement)	52	51	-	-	1	-
Failure of Selection for Promotion (Voluntary Retirement)	64	61	3	-	-	-
Failure of Selection for Promotion (Temporary Disability Retirement)	1	1	-	-	-	-
Failure of Selection for Promotion (Permanent Disability Retirement)	11	11	-	-	-	-
Temporary Disability Retirement (20 Year Reserve Career Program)	24	19	3	2	-	-
Twenty Years Active Service or More (Voluntary Retirement)	1,749	1,682	11	23	33	-
Twenty Years Active Service or More (Temporary Disability Retirement)	41	39	1	1	-	-
Twenty Years Active Service or More (Permanent Disability Retirement)	209	204	-	5	-	-
Placement on Retired List at Age 60 with Pay (Voluntary Retirement)	2	2	-	-	-	-
Placed on Retired List at Age 60 with Pay (Permanent Disability Retirement)	109	100	1	5	3	-
Placed on Retired List at Age 60 with Pay (Temporary Disability)	137	119	1	17	-	-
Retirements - All Other	-	-	-	-	-	-
Unknown Discharges	45	27	7	11	-	-

Source: Operating Systems Division, Randolph Air Force Base Texas.

UNCLASSIFIED

UNCLASSIFIED

TABLE 85 - GAINS, LOSSES, AND STATUS CHANGES OF AIRMEN TO USAF ACTIVE MILITARY STRENGTH,
WORLD-WIDE - FY 1972

ITEM DESCRIPTION	TOTAL	AIRMEN	
		MALE	WAF
<u>GAIN TOTAL</u>	<u>98,963</u>	<u>94,103</u>	<u>4,860</u>
<u>NORMAL SOURCE OF ACCESSIONS - TOTAL</u>	<u>96,366</u>	<u>91,532</u>	<u>4,834</u>
<u>ADN</u>			
001 To Extended Active Duty (EAD) from AF Reserve	204	203	1
002 To EAD from Air National Guard	93	93	-
003 To EAD from Retired Status	12	12	-
004 Enlisted - No Prior Service	85,966	81,465	4,501
005 Enlisted - Prior Active Military Service	6,728	6,647	81
006 Former Commissioned Officer and Warrant Officer	109	107	2
007 Enlisted Aviation Cadet (AVC)	1	1	-
008 Enlisted for Officer Candidate School (OCS) or Officer Training School (OTS)	3,005	2,756	249
009 To EAD from AFRES for 1 Year to Attend USAF Academy Prep School	194	194	-
010 Airman Disenrolled from Cadet Status in USAF, USMA, USNA	54	54	-
<u>MISCELLANEOUS - TOTAL</u>	<u>2,597</u>	<u>2,571</u>	<u>26</u>
011 Former 1st Term Reenlisting within 93 Days	1,465	1,452	13
020 Returned from DFR - Desertion	217	214	3
021 Returned from DFR - Prisoner	6	6	-
022 Returned from DFR - Missing (Non-combat)	-	-	-
024 Returned from DFR - POW	-	-	-
025 Returned from DFR - Missing In Action	-	-	-
023 Correction - Deletion of Previously Reported as Dropped from Unit Rolls . . .	36	36	-
030 Correction - Deletion of Previously Reported Separation Not Involving Reenl.	873	863	10
031 Correction - Deletion of Previously Reported Separation Involving Reenl. . .	-	-	-
<u>LOSS TOTAL</u>	<u>124,156</u>	<u>120,873</u>	<u>3,283</u>
<u>SEPARATION OR RELEASE ON EXPIRATION OF TERM OF SERVICE (ETS) - TOTAL</u>	<u>34,660</u>	<u>34,349</u>	<u>311</u>
<u>SDN</u>			
203 Expiration of Term of Active Obligated Service	33,830	33,532	298
205 Release from Extended Active Duty (EAD) of AFRES or ANG Personnel	72	72	-
424 Adjusted ETS After Completing Voluntary Extension	758	745	13
<u>SEPARATION OR RELEASE PRIOR TO ETS FOR CONVENIENCE OF GOVERNMENT - TOTAL</u>	<u>41,077</u>	<u>40,303</u>	<u>774</u>
214 To Accept Commission as Officer in the AF or Recall to Active Duty in AFRES . . .	161	161	-
215 To Accept Appointment as Warrant Officer or Recall to Active Duty as W/O . . .	3	3	-
216 To Attend AF Academy	45	45	-
217 To Accept Commission or Appointment in Another Branch of AFUS	7	7	-
21L Separation for Unique or Unusual Reasons	430	425	5
21M To NARS Pending Appointment in ANG	-	-	-
21P To Accept Commission as Officer from OCS or OTS	3,693	3,474	219
21Q To Accept Commission from AVC or Aviation Student Status	242	234	8
21U Separation - Best Interests of the Air Force	-	-	-
21W Separation - Concealment of Certain Juvenile Records	2	2	-
229 Sole Surviving Son	89	89	-
301 Substandard Personnel Behavior Which Reflects Discredit Upon the Service or Adversely Affects the Member's Performance of Duty	9	9	-
314 Release Essential to National Health, Safety or Interest	19	19	-
317 Release to Accept Public Office	1	1	-
318 Conscientious Objector	242	240	2
319 Erroneous Enlistment or Induction	1,068	1,047	21
320 Separation - To Enter Civilian Police Agency	134	134	-
375 Discharge for Not Meeting Medical Fitness Standards at Time of Enlistment . .	505	489	16
377 Separation for Nonfulfillment of Enlistment Commitment	38	38	-
411 Separation - Insufficient Service Retainability for PCS	13,360	13,284	76
413 Early Release to Attend School	7,549	7,496	53
417 Separation of AVC, OCS or OTS Eliminees	435	408	27

UNCLASSIFIED

UNCLASSIFIED

TABLE 85 - GAINS, LOSSES, AND STATUS CHANGES OF AIRMEN TO USAF ACTIVE MILITARY STRENGTH,
WORLD-WIDE - FY 1972 (CONTINUED)

SDN	ITEM DESCRIPTION	TOTAL	AIRMEN	
			MALE	WAF
418	Discharge of Personnel with 30 Years Active Federal Service and Do Not Submit Application for Retirement.	-	-	-
419	Discharge of Personnel over 55 with 20 Years Active Federal Service and Do Not Submit Application for Retirement.	-	-	-
421	Early Release for Christmas	1,960	1,947	13
422	Early Release at Original ETS for Execution of Voluntary Extension.	2	2	-
423	Early Release After Original ETS Serving on a Voluntary Extension	132	132	-
41A	Early Release for Medical or Dental School.	4	4	-
41E	Obesity	6	6	-
41G	Failure to Meet Minimum Requirements for Retention in the AF.	5,233	4,933	300
703	Marginal Producer	47	44	3
710	Early Release of First Term Airmen with Selected Skills and ETS Dates	367	367	-
715	Early Release Program Specifically Directed by HQ USAF.	4,758	4,731	27
730	Separation - Insufficient Service Retainability for PCS	535	531	4
743	Release of Unit of ANG and ANGUS from Active Federal Service and Return to State Control.	1	1	-
758	Release of Reserve Units.	-	-	-
ATTRITION - TOTAL		19,593	17,523	2,070
220	Discharge - Marriage	399	-	399
221	Discharge - Pregnancy	1,068	-	1,068
222	Discharge - Parenthood/Minor Children	9	-	9
225	Discharge - Minority	9	9	-
227	Discharge - Hardship/Dependency	3,974	3,884	90
228	Avoidance of Enlistment or Induction	14	14	-
240	Unconditional Resignation	1	1	-
241	Resignation in Lieu of Demotion	-	-	-
242	Resignation for the Good of the Service	17	17	-
246	Request for Discharge for the Good of the Service	818	794	24
247	Unsuitability - Multiple Reasons - Individual Evaluation.	132	125	7
248	Unsuitability - Multiple Reasons - Board Entitlement.	53	57	1
250	Homosexual - Convicted by General Court-Martial	-	-	-
253	Unfitness - Homosexual (Result of Board Action)	29	28	1
257	Unfitness - Homosexual (Waiver Of Board).	73	65	8
258	Unfitness - Multiple Reasons.	107	106	1
260	Unsuitability - Inaptitude - Board Entitlement.	51	50	1
261	Unsuitability - Inaptitude - Individual Evaluation.	185	174	11
262	Unsuitability - Enuresis Board - Entitlement.	6	6	-
263	Unsuitability - Enuresis - Individual Evaluation.	16	16	-
264	Unsuitability - Character and Behavior Disorders - Board Entitlement.	1,691	1,639	52
265	Unsuitability - Character and Behavior Disorders - Individual Evaluation.	4,400	4,158	242
273	Discharge by Reason of Physical Disability with Severance Pay	805	777	28
274	Discharge by Reason of Physical Disability without Severance Pay.	6	6	-
277	Discharge by Reason of Physical Disability - EPTS - Medical Board and Individual	538	519	19
278	Discharge by Reason of Physical Disability - EPTS - Evaluation Board.	259	242	17
28B	Unfitness - Frequent Involvement with Civil or Military Authorities	796	784	12
28E	Unsuitability - Financial Irresponsibility - Individual Evaluation.	36	36	-
28F	Unfitness - An Established Pattern Showing Dishonorable Failure to Pay Just Debts.	12	12	-
28G	Unfitness - An Established Pattern Showing Dishonorable Failure to Support Dependents	2	2	-
28H	Unsuitability - Financial Irresponsibility - Board Entitlement.	50	50	-
28I	Unfitness - Unsanitary Habits	1	1	-
280	Misconduct - Fraudulent Enlistment.	62	60	2
281	Misconduct - Desertion - Trail Barred by 10 USC 843	1	1	-
282	Misconduct - Desertion - Prolonged Unauthorized Absence	2	2	-
283	Misconduct - AMOL - Trial Waived.	-	-	-
284	Misconduct - Convicted by Civil Court	229	226	3
289	Unsuitability - Alcoholism - Including the Intemperate Use of Alcohol Board Entitlement.	18	18	-
290	Desertion (Court-Martial)	9	9	-
291	Unsuitability - Alcoholism - Including the Intemperate Use of Alcohol - Individual Evaluation.	7	7	-
292	Discharge - Convicted by Court-Martial - Other than Desertion	101	100	1
361	Unsuitability - Homosexual Tendencies (Waiver of Board)	99	86	13
362	Unsuitability - Homosexual Tendencies (Class III) Board Action.	18	17	1

UNCLASSIFIED

TABLE 85 - GAINS, LOSSES, AND STATUS CHANGES OF AIRMEN TO USAF ACTIVE MILITARY STRENGTH,
WORLD-WIDE - FY 1972 (CONTINUED)

ITEM DESCRIPTION	TOTAL	AIRMEN	
		MALE	WAF
SDN			
384 Unfitness - Drug Addiction, Unauthorized Use or Possession of Narcotics . .	459	456	3
386 Unfitness - An Established Pattern for Shirking	41	41	-
388 Unfitness - Sexual Perversion	53	51	2
46A Unsuitability - Apathy, Defective Attitudes and Inability to Expend Effort Constructively - Board Entitlement	397	391	6
46B Unsuitability - Sexual Deviate (Aberrant Tendencies) Board Entitlement. . .	25	21	4
46C Unsuitability - Apathy, Defective Attitudes - Individual Evaluation	1,661	1,627	34
46D Unsuitability - Sexual Deviate - Individual Evaluation.	35	31	4
474 Deaths - All Causes	814	807	7
489 Military Personnel Security Program	-	-	-
RETIREMENTS - TOTAL	28,315	28,194	121
213 Discharge from Enlisted Status and Retirement as an Officer	43	41	2
230 Retirement After 20 but less Than 30 Years Active Federal Service	23,636	23,581	55
231 Retirement After 30 Years Active Federal Service.	483	483	-
269 Physical Disability Retirement Following Voluntary Application.	325	324	1
270 Physical Disability Retirement.	1,489	1,440	49
271 Permanently Retired by Reason of Physical Disability.	738	732	6
272 Permanent Retired by Reason of Physical Disability Following Voluntary Appl	1,589	1,581	8
279 Release from EAD and Revert to Retired List	12	12	-
370 Release from EAD by Reason of Physical Disability and Revert to Inactive Status	-	-	-
MISCELLANEOUS - TOTAL	511	504	7
475 Correction - Deletion of Previously Reported Accessions	121	119	2
490 Dropped from Unit Rolls as a Absentee or Deserter	318	313	5
491 Dropped from Unit Rolls as a Prisoner (Other than POW).	46	46	-
492 Dropped from Unit Rolls as Missing (Non-combat)	26	26	-
493 Correction - Deletion of Previously Reported as Gained from Dropped from Unit Rolls	-	-	-
494 As POW.	-	-	-
495 As Missing In Action.	-	-	-
STATUS CHANGES			
TOTAL	160,705	159,198	1,507
IMMEDIATE REENLISTMENTS - TOTAL	75,137	74,434	703
DCI			
900 Immediate Reenlistment in Regular AF 90 days or Less Prior to Expiration of Service (ETS).	54,158	53,959	199
902 Immediate Reenlistment in Regular AF More Than 90 Days Prior to Expiration of Term of Service	20,892	20,392	500
903 First Term Airmen Immediately Reenlisting in Regular AF Prior to ETS Who Previously Extended Their TOE for the Purpose of Reenlistment Under the Selective Reenlistment Program	83	79	4
904 Immediate Reenlistment in Regular AF by AF Reserve/ANG Airmen Separated from EAD Prior to Expiration of Term of Service.	4	4	
TERM OF ENLISTMENT EXTENDED - TOTAL	85,568	84,764	804
907 Term of Enlistment Extended	71,331	70,651	680
909 Adjustment of ETS for Extension Actually Entered Into for 24 or More Months . .	1,734	1,728	6
911 Adjustment of ETS For Extensions Actually Entered Into for Less Than 24 Months.	12,503	12,385	118

Source: Operating Systems Division, Randolph AFB, Texas.

UNCLASSIFIED

UNCLASSIFIED

TABLE 86 - GAINS, AND LOSSES OF USAF OFFICERS BY GRADE, WORLD-WIDE, BY QUARTER FY 1972

DATE OF GAIN OR LOSS	TOTAL	GEN	COL	LT COL	MAJ	CPT	1LT	2LT	WARRANT OFFICER
GAINS									
<u>TOTAL</u>	<u>11,410</u>	-	<u>9</u>	<u>17</u>	<u>655</u>	<u>1,546</u>	<u>978</u>	<u>8,203</u>	<u>2</u>
First Quarter	4,795	-	2	9	579	1,023	509	2,721	2
Second Quarter	2,324	-	2	-	37	196	202	1,902	-
Third Quarter	1,879	-	4	2	28	133	148	1,579	-
Fourth Quarter	2,319	-	1	6	11	194	119	2,001	-
LOSSES									
<u>TOTAL</u>	<u>15,781</u>	<u>81</u>	<u>1,215</u>	<u>2,243</u>	<u>2,100</u>	<u>6,735</u>	<u>1,037</u>	<u>210</u>	<u>160</u>
First Quarter	5,748	28	382	972	1,005	3,231	109	54	67
Second Quarter	2,351	11	212	376	322	1,226	127	48	29
Third Quarter	3,535	23	309	466	330	2,041	306	30	30
Fourth Quarter	4,147	19	312	529	443	2,237	495	78	34

Source: Operating Systems Division, Randolph Air Force Base.

UNCLASSIFIED

UNCLASSIFIED

TABLE 87 - GAINS AND LOSSES OF AIRMEN BY GRADE, WORLD-WIDE, BY QUARTER - FY 1972

	TOTAL	CMS	SMS	MSG	TSG	SSG	SGT	AMN FIRST CLASS	AMN	AMN BASIC	AVI- ATION CAPET
GAINS											
<u>TOTAL</u>	<u>98,963</u>	<u>6</u>	<u>9</u>	<u>64</u>	<u>218</u>	<u>3,975</u>	<u>4,779</u>	<u>396</u>	<u>2,173</u>	<u>87,343</u>	-
First Quarter	34,450	3	1	15	84	1,984	2,115	109	656	29,583	-
Second Quarter	24,887	1	2	12	59	1,149	1,243	100	449	21,872	-
Third Quarter	18,892	2	4	24	51	655	960	82	485	16,629	-
Fourth Quarter	20,734	-	2	13	24	287	461	105	533	19,259	-
LOSSES											
<u>TOTAL</u>	<u>124,156</u>	<u>1,263</u>	<u>2,121</u>	<u>7,626</u>	<u>10,640</u>	<u>32,340</u>	<u>45,138</u>	<u>9,775</u>	<u>5,692</u>	<u>9,571</u>	-
First Quarter	32,804	496	869	2,694	3,404	9,077	11,115	2,149	1,175	1,825	-
Second Quarter	26,940	193	318	1,359	2,187	7,702	9,451	2,060	1,408	2,267	-
Third Quarter	27,138	248	379	1,463	2,415	6,869	10,112	2,212	1,512	1,928	-
Fourth Quarter	37,274	331	555	2,110	2,634	8,692	14,460	3,354	1,587	3,551	-

Source: Operating Systems Division, Randolph AFB, Texas.

UNCLASSIFIED

UNCLASSIFIED

TABLE 88 - LOSSES OF USAF OFFICERS BY AERONAUTICAL STATUS, BY AGE, GROUP, WORLD-WIDE
FY 1972

AERONAUTICAL STATUS	TOTAL	AGE GROUP										
		23 AND YOUNGER	24 THRU 26	27 THRU 29	30 THRU 32	33 THRU 35	36 THRU 38	39 THRU 41	42 THRU 44	45 THRU 47	48 THRU 50	51 AND OLDER
<u>TOTAL</u>	<u>15,781</u>	<u>123</u>	<u>2,476</u>	<u>5,279</u>	<u>1,666</u>	<u>750</u>	<u>371</u>	<u>1,114</u>	<u>937</u>	<u>487</u>	<u>955</u>	<u>1,623</u>
Pilots	3,388	4	115	684	205	42	92	542	363	179	466	696
Observers	35	-	-	-	-	-	-	9	9	4	6	7
Navigators	1,122	2	25	193	107	102	61	222	136	48	103	123
Flight Surgeons . .	264	-	-	87	104	22	16	9	1	4	10	11
Support	10,972	117	2,336	4,315	1,250	534	202	332	428	252	370	786

Source: Operating Systems Division, Randolph Air Force Base, Texas.

UNCLASSIFIED

UNCLASSIFIED

TABLE 89 - ENLISTMENTS AND REENLISTMENTS BY GRADE, BY SEX, WORLD-WIDE - FY 1972

TYPE OF ENLISTMENT OR REENLISTMENT	TOTAL	CMS	SMS	MSG	TSG	SSG	SGT	AMN 1ST CLASS	AMN	AMN BASIC
TOTAL	175,664	1,545	3,043	10,217	17,059	29,911	24,484	395	1,935	87,075
MALE - TOTAL a/	170,096	1,545	3,037	10,191	17,036	29,699	23,946	380	1,923	82,339
FEMALE - TOTAL	5,568	-	6	26	23	212	538	15	12	4,736
<u>No Prior Service Enlistment - Total</u>	85,966	-	-	-	-	-	-	-	1,386	84,080
Male	81,465	-	-	-	-	-	-	-	1,875	79,590
Female	4,501	-	-	-	-	-	-	-	11	4,490
<u>Enlistment for Officer Training School or Aviation Cadet - Total</u>	3,006	-	-	1	-	4	1	-	18	2,982
Male	2,757	-	-	1	-	1	1	-	18	2,736
Female	249	-	-	-	-	3	-	-	-	246
<u>Prior Service Enlistment - Total</u>	8,356	-	1	15	113	3,666	4,341	195	15	10
Male	8,260	-	1	15	113	3,629	4,295	183	14	10
Female	96	-	-	-	-	37	46	12	1	-
<u>Immediate Reenlistment - Total</u>	78,336	1,545	3,042	10,201	16,946	26,241	20,142	200	16	3
Male	77,614	1,545	3,036	10,175	16,923	26,069	19,650	197	16	3
Female	722	-	6	26	23	172	492	3	-	-

TABLE 90 - ENLISTMENTS AND REENLISTMENTS BY TERM OF ENLISTMENT, BY SEX, WORLD-WIDE FY 1972

TYPE OF ENLISTMENT OR REENLISTMENT	TOTAL	2 YEARS	3 YEARS	4 YEARS	5 YEARS	6 YEARS
TOTAL	175,664	-	18,833	154,890	818	1,123
MALE - TOTAL a/	170,096	-	18,794	149,369	813	1,120
FEMALE - TOTAL	5,568	-	39	5,521	5	3
<u>No Prior Service Enlistment - Total</u>	85,966	-	-	85,966	-	-
Male	81,465	-	-	81,465	-	-
Female	4,501	-	-	4,501	-	-
<u>Enlistment for Officer Training School or Aviation Cadet - Total</u>	3,006	-	-	3,006	-	-
Male	2,757	-	-	2,757	-	-
Female	249	-	-	249	-	-
<u>Prior Service Enlistment - Total</u>	8,356	-	-	8,356	-	-
Male	8,260	-	-	8,260	-	-
Female	96	-	-	96	-	-
<u>Immediate Reenlistment - Total</u>	78,336	-	18,833	57,562	818	1,123
Male	77,614	-	18,794	56,887	813	1,120
Female	722	-	39	675	5	3

a/ Includes 0 Enlistments for Aviation Cadets.

Source: Operating Systems Division, Randolph Air Force Base, Texas.

UNCLASSIFIED

UNCLASSIFIED

TABLE 91 - ENLISTMENTS BY EDUCATIONAL LEVEL, WORLD-WIDE BY QUARTER - FY 1972

DATE AND TYPE OF ENLISTMENT	EDUCATION LEVEL												
	TOTAL			Non-High School or Non-Graduate		High School Graduate		Less Than 2 Years College		2 or More Years College No Degree		One or More Degrees	
	Total	Male	Fe-male	Male	Fe-male	Male	Fe-male	Male	Fe-male	Male	Fe-male	Male	Fe-male
<u>TOTAL a/</u>	97,328	92,482	4,846	14,346	69	65,562	4,048	4,818	276	2,987	160	4,769	293
<u>No Prior Service Enlistment - Total</u>	85,966	81,465	4,501	14,014	69	58,308	3,967	4,498	269	2,753	155	1,892	41
First Quarter (1 Jul 1971 thru 30 Sep 1971)	28,652	27,474	1,178	4,112	8	20,510	1,071	1,146	66	914	29	792	4
Second Quarter (1 Oct 1971 thru 31 Dec 1971)	21,464	20,422	1,042	3,946	14	14,317	937	971	53	659	30	529	8
Third Quarter (1 Jan 1972 thru 31 Mar 1972)	16,765	15,534	1,231	2,597	18	10,677	1,073	1,281	67	635	59	344	14
Fourth Quarter (1 Apr 1972 thru 30 Jun 1972)	19,085	18,035	1,050	3,359	23	12,804	886	1,100	83	545	37	227	15
<u>Prior Service Enlistment - Total</u>	8,356	8,260	96	331	-	7,252	81	320	7	234	5	123	3
First Quarter	3,918	3,889	29	112	-	3,572	27	102	2	70	-	33	-
Second Quarter	2,280	2,255	25	95	-	1,962	23	88	1	73	1	37	-
Third Quarter	1,470	1,441	29	94	-	1,169	24	87	1	54	2	37	2
Fourth Quarter	688	675	13	30	-	549	7	43	3	37	2	16	1
<u>Enlistment for Officer Training School or Aviation Cadet - Total</u>	3,006	2,757	249	1	-	2	-	-	-	-	-	2,754	249
First Quarter	1,391	1,274	117	-	-	-	-	-	-	-	-	1,274	117
Second Quarter	773	723	50	-	-	1	-	-	-	-	-	722	50
Third Quarter	245	217	28	-	-	-	-	-	-	-	-	217	28
Fourth Quarter	597	543	54	1	-	1	-	-	-	-	-	541	54

a/ Excludes O Inductees (Unspecified USAF Component).

Source: Operating Systems Division, Randolph AFB, Texas.

UNCLASSIFIED

UNCLASSIFIED

TABLE 92 — NON-PRIOR SERVICE ENLISTMENTS BY ARMED FORCES QUALIFICATION TEST (AFQT) MENTAL CATEGORY, BY QUARTER
FY 1972

ENLISTED BY DATE AND SEX	TOTAL		PERSONNEL BY CATEGORY											
			CATEGORY 1 (93-100)		CATEGORY 2 (65-92)		CATEGORY 3 (31-64)		CATEGORY 4 (10-30)		CATEGORY 5 (9 & below)		CATEGORY Unknown or Non-Tested	
	Number	Percent	Number	Per- cent	Number	Per- cent	Number	Per- cent	Number	Per- cent	Num- ber	Per- cent	Number	Percent
TOTAL	85,966	100.0	4,714	5.5	33,518	39.0	40,175	46.7	6,996	8.1	-	-	563	0.7
MALE - TOTAL ^{a/}	81,465	100.0	4,445	5.5	30,134	37.0	39,380	48.3	6,995	8.6	-	-	511	0.6
FEMALE - TOTAL	4,501	100.0	269	6.0	3,384	75.1	795	17.7	1	0.0	-	-	52	1.2
<u>First Quarter (1 Jul 71 through 30 Sep 71) - Total</u>	28,652	100.0	1,394	4.9	10,011	34.9	13,695	47.8	3,396	11.9	-	-	156	0.5
Male	27,474	100.0	1,327	4.8	9,118	33.2	13,500	49.1	3,396	12.4	-	-	133	0.5
Female	1,178	100.0	67	5.7	893	75.8	195	16.6	-	-	-	-	23	1.9
<u>Second Quarter (1 Oct 71 through 31 Dec 71) - Total</u>	21,464	100.0	1,181	5.5	8,275	38.6	9,771	45.5	2,110	9.8	-	-	127	0.6
Male	20,422	100.0	1,115	5.5	7,474	36.6	9,607	47.0	2,110	10.3	-	-	116	0.6
Female	1,042	100.0	66	6.3	801	76.9	164	15.7	-	-	-	-	11	1.1
<u>Third Quarter (1 Jan 72 through 31 Mar 72) - Total</u>	16,765	100.0	1,108	6.6	7,373	44.0	6,934	41.4	1,210	7.2	-	-	140	0.8
Male	15,534	100.0	1,032	6.7	6,464	41.6	6,699	43.1	1,210	7.8	-	-	129	0.8
Female	1,231	100.0	76	6.2	909	73.8	235	19.1	-	-	-	-	11	0.9
<u>Fourth Quarter (1 Apr 72 through 30 Jun 72) - Total</u>	19,085	100.0	1,031	5.4	7,859	41.2	9,775	51.2	280	1.5	-	-	140	0.7
Male	18,035	100.0	971	5.4	7,078	39.3	9,574	53.1	279	1.5	-	-	133	0.7
Female	1,050	100.0	60	5.7	781	74.4	201	19.1	1	0.1	-	-	7	0.7

^{a/} Includes 0 Inductees (Unspecified USAF Component)

Source: Operating Systems Division, Randolph AFB, Texas.

UNCLASSIFIED

TABLE 93 — USAF RETIRED MILITARY PERSONNEL BY PAY GRADE, BY TYPE OF RETIREMENT,
BY COMPONENT — 30 JUNE 1972

GRADES FOR PAY	TOTAL	TYPE OF RETIREMENT					
		Non-Disability		Temporary Disability		Permanent Disability	
		Regular	a/ Non-Regular	Regular	Non-Regular	Regular	Non-Regular
<u>TOTAL</u>	<u>287,565</u>	<u>189,036</u>	<u>37,709</u>	<u>4,727</u>	<u>350</u>	<u>43,133</u>	<u>12,610</u>
<u>OFFICER - TOTAL</u> . .	<u>79,713</u>	<u>23,131</u>	<u>37,704</u>	<u>257</u>	<u>329</u>	<u>5,787</u>	<u>12,455</u>
General	916	467	6	6	-	421	16
Colonel	11,371	6,507	2,319	53	6	1,835	651
Lieutenant Colonel	30,407	10,641	14,885	81	37	2,086	2,677
Major	20,807	3,049	14,407	43	70	643	2,595
Captain	5,643	191	2,617	59	129	277	2,370
1st Lieutenant . .	3,523	5	902	9	59	67	2,481
2nd Lieutenant . .	1,268	-	242	2	27	9	988
Warrant Officer . .	5,778	2,321	2,326	4	1	449	677
<u>AIRMAN - TOTAL</u> . .	<u>207,852</u>	<u>165,855</u>	<u>5</u>	<u>4,470</u>	<u>21</u>	<u>37,346</u>	<u>155</u>
Chief Master Sergeant	10,151	8,772	-	48	1	1,329	1
Senior Master Sergeant	16,888	14,610	1	32	-	2,191	4
Master Sergeant . .	67,048	58,536	3	261	-	8,177	21
Technical Sergeant	58,455	50,142	1	383	3	7,900	26
Staff Sergeant . .	39,761	29,914	-	838	4	8,970	35
Sergeant	8,953	3,472	-	1,459	-	4,003	19
Airman First Class	4,298	267	-	1,028	8	2,973	22
Airman	1,874	48	-	300	4	1,501	21
Airman Basic	423	44	-	71	1	301	6
Aviation Cadet . .	1	-	-	-	-	1	-

a/ Includes TITLE III

Source: Operating Systems Division, Randolph Air Force Base, Texas.

UNCLASSIFIED

UNCLASSIFIED

TABLE 94 — DISTRIBUTION OF USAF REGULAR (MALE AND FEMALE) LINE AND OTHER THAN LINE COMMISSIONED OFFICERS BY PERMANENT GRADE AND TEMPORARY GRADE IN WHICH SERVING, 30 JUNE 1972

PERMANENT GRADE	GRADE IN WHICH SERVING										
	TOTAL	GEN	LT GEN	MAJ GEN	BRIG GEN	COL	LT COL	MAJ	CPT	1LT	2LT
<u>TOTAL</u>	<u>63,040</u>	<u>14</u>	<u>38</u>	<u>153</u>	<u>209</u>	<u>5,921</u>	<u>13,545</u>	<u>17,934</u>	<u>22,668</u>	<u>1,040</u>	<u>1,518</u>
Maj Gen. . .	125	14	37	74	-	-	-	-	-	-	-
Brig Gen . .	144	-	1	75	63	-	-	-	-	-	-
Col.	3,045	-	-	3	122	2,920	-	-	-	-	-
Lt Col . . .	5,930	-	-	1	17	2,173	3,738	1	-	-	-
Maj.	18,893	-	-	-	2	823	9,712	8,356	-	-	-
Capt	20,298	-	-	-	-	5	95	9,539	10,659	-	-
1Lt.	12,007	-	-	-	-	-	-	31	11,971	5	-
2Lt.	2,598	-	-	-	-	-	-	7	38	1,035	1,518
Unk.	-	-	-	-	-	-	-	-	-	-	-

Serving One Grade Above Permanent Grade 34,664

Serving Two Grades Above Permanent Grade 1,022

Serving Three Grades Above Permanent Grade 15

Serving Four Grades Above Permanent Grade -

Source: Operating Systems Division, Randolph Air Force Base, Texas.

UNCLASSIFIED

UNCLASSIFIED

TABLE 95 -- DISTRIBUTION OF USAF NON-REGULAR (MALE AND FEMALE) LINE AND OTHER THAN LINE COMMISSIONED OFFICERS BY PERMANENT GRADE AND TEMPORARY GRADE IN WHICH SERVING -- AS OF 30 JUNE 1972

PERMANENT GRADE	GRADE IN WHICH SERVING										
	TOTAL	GEN	LT GEN	MAJ GEN	BRIG GEN	COL	LT COL	MAJ	CPT	1LT	2LT
<u>TOTAL</u>	<u>53,396</u>	-	-	<u>3</u>	<u>3</u>	<u>145</u>	<u>1,941</u>	<u>5,672</u>	<u>25,044</u>	<u>14,343</u>	<u>11,245</u>
Maj Gen	3	-	-	3	-	-	-	-	-	-	-
Brig Gen.	4	-	-	-	3	1	-	-	-	-	-
Col	185	-	-	-	-	137	48	-	-	-	-
Lt Col.	1,875	-	-	-	-	7	1,696	172	-	-	-
Maj	4,425	-	-	-	-	-	196	4,105	124	-	-
Cpt	13,148	-	-	-	-	-	1	1,385	11,737	25	-
1Lt	15,075	-	-	-	-	-	-	10	12,223	2,822	20
2Lt	23,681	-	-	-	-	-	-	-	960	11,496	11,225

Serving One Grade Above Permanent Grade 25,307
 Serving Two Grades Above Permanent Grade 971
 Serving Three Grades Above Permanent Grade -
 Serving Four Grades Above Permanent Grade -

Source: Operating Systems Division, Randolph Air Force Base, Texas.

UNCLASSIFIED

UNCLASSIFIED

TABLE 96 - NON-BATTLE DEATHS OF USAF OFFICERS BY AERONAUTICAL RATING, BY GRADE IN WHICH SERVING AT TIME OF DEATH, WORLD-WIDE, SEMIANNUALLY - FY 1972

GRADE	TOTAL	PILOT DEATHS			NAVIGATOR/OBSERVER DEATHS		
		TOTAL	First Half FY 1972 (1 Jul 1971 through 31 Dec 1971)	Last Half FY 1972 (1 Jan 1972 through 30 Jun 1972)	TOTAL	First Half FY 1972 (1 Jul 1971 through 31 Dec 1971)	Last Half FY 1972 (1 Jan 1972 through 30 Jun 1972)
<u>TOTAL</u>	<u>122</u>	<u>122</u>	<u>51</u>	<u>71</u>	-	-	-
General	-	-	-	-	-	-	-
Colonel	6	6	3	3	-	-	-
Lieutenant Colonel	17	17	6	11	-	-	-
Major	23	23	9	14	-	-	-
Captain	50	50	21	29	-	-	-
First Lieutenant	12	12	3	9	-	-	-
Second Lieutenant	14	14	9	5	-	-	-

Source: Operating Systems Division, Randolph Air Force Base, Texas.

TABLE 97 - NON-BATTLE DEATHS OF USAF OFFICERS AND AIRMEN BY GRADE IN WHICH SERVING AT TIME OF DEATH, WORLD-WIDE, SEMIANNUALLY - FY 1972

GRADE	OFFICER DEATHS			AIRMAN GRADE	AIRMAN DEATHS		
	TOTAL	First Half FY 1972 (1 Jul 1971 through 31 Dec 1971)	Last Half FY 1972 (1 Jan 1972 through 30 Jun 1972)		TOTAL	First Half FY 1972 (1 Jul 1971 through 30 Jun 1971)	Last Half FY 1972 (1 Jan 1972 through 30 Jun 1972)
<u>TOTAL</u>	<u>195</u>	<u>76</u>	<u>119</u>	<u>TOTAL</u>	<u>783</u>	<u>382</u>	<u>401</u>
General	-	-	-	Chief Master Sergeant	12	5	7
Colonel	11	5	6	Senior Master Sergeant	41	22	19
Lieutenant Colonel	31	12	19	Master Sergeant . . .	73	40	38
Major	39	11	28	Technical Sergeant . .	115	60	55
Captain	70	27	43	Staff Sergeant	158	77	81
First Lieutenant . .	19	6	13	Sergeant	174	88	86
Second Lieutenant .	23	15	8	Airman First Class . .	139	59	80
Warrant Officer . .	2	-	2	Airman	61	29	32
				Airman Basic	5	2	3

Source: Operating Systems Division, Randolph Air Force Base, Texas.

UNCLASSIFIED

UNCLASSIFIED

TABLE 98 - NON-BATTLE DEATHS OF USAF OFFICERS BY AGE GROUP, BY GRADE IN WHICH SERVING AT TIME OF DEATH, WORLD-WIDE, SEMIANNUALLY - FY 1972

GRADE	TOTAL	AGE GROUP							
		20 thru 24	25 thru 29	30 thru 34	35 thru 39	40 thru 44	45 thru 49	50 thru 54	55 and Older
TOTAL	<u>195</u>	<u>57</u>	<u>39</u>	<u>25</u>	<u>41</u>	<u>16</u>	<u>15</u>	<u>2</u>	-
First Half FY 1972 - Total . . .	<u>76</u>	<u>22</u>	<u>18</u>	<u>7</u>	<u>14</u>	<u>7</u>	<u>6</u>	<u>2</u>	-
General	-	-	-	-	-	-	-	-	-
Colonel	5	-	-	-	3	2	-	-	-
Lieutenant Colonel	12	-	-	-	3	4	1	-	-
Major	11	-	2	5	3	-	1	-	-
Captain	27	10	15	2	-	-	-	-	-
First Lieutenant	6	5	-	-	1	-	-	-	-
Second Lieutenant	15	7	1	-	7	-	-	-	-
Warrant Officer	-	-	-	-	-	-	-	-	-
Last Half FY 1972 - Total . . .	<u>119</u>	<u>35</u>	<u>21</u>	<u>18</u>	<u>27</u>	<u>9</u>	<u>9</u>	-	-
General	-	-	-	-	-	-	-	-	-
Colonel	6	-	-	-	-	2	4	-	-
Lieutenant Colonel	19	-	-	3	10	4	2	-	-
Major	23	-	3	13	7	3	2	-	-
Captain	43	22	18	2	1	-	-	-	-
First Lieutenant	13	10	-	-	3	-	-	-	-
Second Lieutenant	8	3	-	-	5	-	-	-	-
Warrant Officer	2	-	-	-	1	-	1	-	-

Source: Operating Systems Division, Randolph Air Force Base, Texas.

TABLE 99 - NON-BATTLE DEATHS OF AIRMEN BY AGE GROUP, BY GRADE IN WHICH SERVING AT TIME OF DEATH, WORLD-WIDE, SEMIANNUALLY - FY 1972

GRADE	TOTAL	AGE GROUP								
		17 thru 19	20 thru 24	25 thru 29	30 thru 34	35 thru 39	40 thru 44	45 thru 49	50 thru 54	55 and Older
TOTAL	<u>783</u>	-	<u>103</u>	<u>61</u>	<u>111</u>	<u>441</u>	<u>37</u>	<u>23</u>	<u>7</u>	-
First Half FY 1972 - Total . . .	<u>332</u>	-	<u>56</u>	<u>34</u>	<u>55</u>	<u>206</u>	<u>17</u>	<u>10</u>	<u>4</u>	-
Chief Master Sergeant	5	-	-	-	-	3	2	-	-	-
Senior Master Sergeant	22	-	-	-	2	8	4	5	3	-
Master Sergeant	40	-	-	1	11	19	7	2	-	-
Technical Sergeant	60	-	1	12	29	13	2	2	1	-
Staff Sergeant	77	-	26	19	13	16	2	1	-	-
Sergeant	88	-	25	2	-	61	-	-	-	-
Airman First Class	59	-	4	-	-	55	-	-	-	-
Airman	29	-	-	-	-	29	-	-	-	-
Airman Basic	2	-	-	-	-	2	-	-	-	-
Last Half FY 1972 - Total . . .	<u>401</u>	-	<u>47</u>	<u>27</u>	<u>56</u>	<u>235</u>	<u>20</u>	<u>13</u>	<u>3</u>	-
Chief Master Sergeant	7	-	-	-	1	2	2	1	1	-
Senior Master Sergeant	19	-	-	-	3	6	4	6	-	-
Master Sergeant	38	-	-	-	8	18	7	3	2	-
Technical Sergeant	55	-	2	9	22	15	5	2	-	-
Staff Sergeant	81	-	27	14	21	16	2	1	-	-
Sergeant	86	-	13	3	1	69	-	-	-	-
Airman First Class	80	-	3	1	-	76	-	-	-	-
Airman	32	-	2	-	-	30	-	-	-	-
Airman Basic	3	-	-	-	-	3	-	-	-	-

Source: Operating Systems Division, Randolph Air Force Base, Texas.

UNCLASSIFIED

UNCLASSIFIED

TABLE 100 - NON-BATTLE DEATHS OF USAF OFFICERS BY AGE GROUP, BY CAUSATIVE AGENT, WORLD-WIDE, SEMIANNUALLY - FY 1972

CAUSATIVE AGENT	TOTAL	AGE GROUP							
		20 thru 24	25 thru 29	30 thru 34	35 thru 39	40 thru 44	45 thru 49	50 thru 54	55 and Older
<u>FY 1972 - TOTAL</u>	<u>195</u>	<u>57</u>	<u>39</u>	<u>25</u>	<u>41</u>	<u>16</u>	<u>15</u>	<u>2</u>	-
<u>First Half FY 1972 - Total</u> . . .	<u>76</u>	<u>22</u>	<u>18</u>	<u>7</u>	<u>14</u>	<u>7</u>	<u>6</u>	<u>2</u>	-
Aircraft Accident	34	11	12	6	4	-	1	-	-
Vehicle Accident.	14	6	3	-	5	-	-	-	-
Disease	20	1	2	-	4	7	5	1	-
Other	3	4	1	1	1	-	-	1	-
<u>Last Half FY 1972 - Total</u>	<u>119</u>	<u>35</u>	<u>21</u>	<u>13</u>	<u>27</u>	<u>9</u>	<u>9</u>	-	-
Aircraft Accident	70	25	17	8	16	4	-	-	-
Vehicle Accident.	7	2	1	-	3	1	-	-	-
Disease	35	3	3	9	8	4	3	-	-
Other	7	5	-	1	-	-	1	-	-

Source: Operating Systems Division, Randolph Air Force Base, Texas.

TABLE 101 - NON-BATTLE DEATHS OF AIRMEN BY AGE GROUP, BY CAUSATIVE AGENT, WORLD-WIDE, SEMIANNUALLY - FY 1972

CAUSATIVE AGENT	TOTAL	AGE GROUP							
		17 thru 19	20 thru 24	25 thru 29	30 thru 34	35 thru 39	40 thru 44	45 thru 49	50 and Older
<u>FY 1972 - TOTAL</u>	<u>783</u>	-	<u>103</u>	<u>61</u>	<u>111</u>	<u>441</u>	<u>37</u>	<u>23</u>	<u>7</u>
<u>First Half FY 1972 - Total</u>	<u>382</u>	-	<u>56</u>	<u>34</u>	<u>55</u>	<u>206</u>	<u>17</u>	<u>10</u>	<u>4</u>
Aircraft Accident	13	-	-	1	2	10	-	-	-
Vehicle Accident.	150	-	31	13	7	95	2	1	1
Disease	119	-	9	9	33	46	11	8	3
Other	100	-	16	11	13	55	4	1	-
<u>Last Half FY 1972 - Total</u>	<u>401</u>	-	<u>47</u>	<u>27</u>	<u>56</u>	<u>235</u>	<u>20</u>	<u>13</u>	<u>3</u>
Aircraft Accident	21	-	2	1	2	13	1	2	-
Vehicle Accident.	167	-	21	8	8	123	3	2	2
Disease	119	-	8	9	36	42	14	9	1
Other	94	-	16	9	10	57	2	-	-

Source: Operating Systems Division, Randolph Air Force Base, Texas.

UNCLASSIFIED

UNCLASSIFIED

TABLE 102 - SOUTHEAST ASIA BATTLE DEATHS OF USAF OFFICERS BY AERONAUTICAL RATING, BY GRADE IN WHICH SERVING AT TIME OF DEATH, SEMIANNUALLY - FY 1972

GRADE	TOTAL	PILOT DEATHS			NAVIGATORS/OBSERVER DEATHS		
		TOTAL	First Half FY 1972 (1 Jul 1971 through 31 Dec 1971)	Last Half FY 1972 (1 Jan 1972 through 30 Jun 1972)	TOTAL	First Half FY 1972 (1 Jul 1971 through 31 Dec 1971)	Last Half FY 1972 (1 Jan 1972 through 30 Jun 1972)
<u>TOTAL</u>	<u>36</u>	<u>30</u>	<u>10</u>	<u>20</u>	<u>6</u>	<u>1</u>	<u>5</u>
Gen	-	-	-	-	-	-	-
Col	-	-	-	-	-	-	-
Lt Col.	-	-	-	-	-	-	-
Maj	6	6	2	4	-	-	-
Capt.	18	14	4	10	4	-	4
1Lt	12	10	4	6	2	1	1
2Lt	-	-	-	-	-	-	-

Source: Operating Systems Division, Randolph Air Force Base, Texas.

TABLE 103 - SOUTHEAST ASIA BATTLE DEATHS OF USAF OFFICERS AND AIRMEN BY GRADE IN WHICH SERVING AT TIME OF DEATH, SEMIANNUALLY - FY 1972

GRADE	OFFICER DEATHS			AIRMAN GRADE	AIRMAN DEATHS		
	TOTAL	First Half FY 1972 (1 Jul 1971 through 31 Dec 1971)	Last Half FY 1972 (1 Jan 1972 through 30 Jun 1972)		TOTAL	First Half FY 1972 (1 Jul 1971 through 31 Dec 1971)	Last Half FY 1972 (1 Jan 1972 through 30 Jun 1972)
<u>TOTAL</u>	<u>36</u>	<u>11</u>	<u>25</u>	<u>TOTAL</u>	<u>28</u>	<u>7</u>	<u>21</u>
Gen.	-	-	-	CMSgt	-	-	-
Col.	-	-	-	SMSgt	-	-	-
Lt Col.	-	-	-	MSgt.	2	1	1
Maj.	6	2	4	TSgt.	13	4	9
Capt.	18	4	14	SSgt.	5	1	4
1Lt.	12	5	7	Sgt	8	1	7
2Lt.	-	-	-	Amn 1st Class	-	-	-
Warrant Officer	-	-	-	Amn	-	-	-
				Amn Basic	-	-	-

Source: Operating Systems Division, Randolph Air Force Base, Texas.

UNCLASSIFIED

UNCLASSIFIED
PERSONNEL CONTINUED

CIVILIAN PERSONNEL

DETAILED DATA PERTAINING TO CIVILIAN PERSONNEL
STRENGTH ARE NOT AVAILABLE.

UNCLASSIFIED

UNCLASSIFIED

TABLE 104 -- SUMMARY OF USAF CIVILIAN RETIREMENT FUND TRANSACTIONS FOR THE
CALENDAR YEAR ENDED -- 31 DECEMBER 1971

(Civilian Retirement Fund Transactions are reported only on a Calendar Year basis)

SUMMARY NOMENCLATURE	CALENDAR YEAR 1971
Current Year Total Payments to Retirement Fund	\$ <u>400,473,777.12</u>
Current Year Employee Deductions	200,236,888.56
Current Year Air Force Contribution	200,236,888.56
Cumulative Year-End Total Retirement Deductions	<u>1,272,657,864.33</u>
Year-End Total of Active Accounts (Number)	270,913

Source: Assistant Comptroller of The Air Force for Accounting and Finance, (Air Force Accounting and Finance Center, Denver, Colorado)

UNCLASSIFIED

UNCLASSIFIED

UNCLASSIFIED



Medical

PART VIII

UNCLASSIFIED

PART VIII

MEDICAL

DEFINITIONS

ADMISSION - When applied to: (1) Active duty military personnel, the term indicates that the individual has been placed under treatment as a quarters patient or as a hospital bed occupant on an excused-from-duty basis. (2) A civilian patient, the term indicates that a patient has entered a hospital as a bed occupant, for some form of treatment.

ADMISSION RATE - The admission rate is a measure which indicates the frequency with which military patients are excused from duty for medical reasons. Hence, the admission rate is based on admissions from duty. These are annual admission rates, which show the number of admissions that would occur during a 365-day year if admissions occurred throughout an entire year at the same frequency as in the period of observation. The annual admission rate per thousand average strength is computed as follows:

$$\frac{\text{Number of admissions during the period} \times \text{Number of such periods in a year} \times 1,000}{\text{Mean strength during the period}}$$

AIR FORCE PERSONNEL - Air Force military personnel on extended active duty, not including Air Force Academy cadets or personnel on active duty for training.

AVERAGE OCCUPIED BEDS - The average of the numbers of patients occupying beds in hospitals and Class "A" dispensaries as of midnight of each day in the period.

COMPLETE PHYSICAL EXAMINATIONS - Complete physical examinations include only those recorded on the Report of Medical Examination (Standard Form 88); physical inspections of food handlers or barbers are not included nor are examinations of personnel who are ill.

HOSPITALIZED RATIO - The hospitalized ratio is the weighted average of the proportions of strength in an inpatient status each day (of the period for which it is computed). It differs from the noneffective ratio in that it includes only bed occupancy days in hospital or Class "A" dispensary. The ratio is computed per 100 strength as follows:

$$\frac{\text{Number of bed occupancy days in the period} \times 100}{\text{Mean strength} \times \text{Number of calendar days in the period}}$$

INPATIENT ADMISSION - The enrollment of a patient for care on the wards of a hospital or Class "A" dispensary.

NONEFFECTIVE RATIO - The medical noneffective ratio is the weighted average of the proportions of strength not available for duty, for medical reasons, each day (of the period for which it is computed). Such persons may be under treatment as inpatients, in quarters, on sick leave, or AWOL from a patient status. The ratio is computed for a specified period, per 100 strength as follows:

$$\frac{\text{Number of sick days in period} \times 100}{\text{Mean strength} \times \text{Number of calendar days in the period}}$$

OPERATING BEDS - This term applies to beds with staff and equipment ready for treatment of patients, whether in a hospital or a Class "A" dispensary.

OUTPATIENT VISITS - One visit is counted each time an outpatient or quarters patient received advice and/or treatment at an organized clinic or specialty service. More than one visit per patient may be counted on a given day.

PHYSIOLOGICAL TRAINING - Program of instruction to familiarize the flyer with the physiological and psychological stresses of modern military aviation and space flight, and to prepare him to meet these stresses successfully. Physiological training officers are also responsible for training air crew members in functions of personnel protective equipment which is used in flight, escape from aircraft, and survival.

UNCLASSIFIED

UNCLASSIFIED

TABLE 105 — SELECTED DATA CONCERNING MEDICAL CARE PROVIDED AT FIXED AIR FORCES MEDICAL FACILITIES
WORLD-WIDE, FY 1968 — FY 1972

INDEX	FISCAL YEAR				
	1968	1969	1970	1971	1972
Average number of operating beds	10,800	10,686	10,466	10,023	9,398
Average number of patients occupying beds (during the FY):					
Total	8,563	8,383	7,750	7,250	6,545
EAD US military personnel	4,469	4,375	3,845	3,472	3,029
Air Force personnel	3,862	3,738	3,336	3,057	2,750
Army personnel	308	386	369	311	195
Navy personnel	299	251	140	104	84
Other US active duty military personnel	34	34	20	22	19
Active duty personnel of US nonmilitary uniformed services	7	9	9	7	8
Retired personnel of US uniformed services, total	588	605	618	689	662
Retired Air Force personnel	344	368	377	434	419
Retired Army personnel	148	140	144	153	144
Retired Navy personnel	91	90	91	96	92
Other retired personnel	5	7	6	6	7
Dependents of US uniformed services personnel, total	3,204	3,074	2,986	2,831	2,663
Dependents of US active duty military personnel	2,527	2,380	2,269	2,100	1,922
Dependents of Air Force	2,183	2,046	1,951	1,821	1,683
Dependents of Army	211	214	192	171	145
Dependents of Navy	133	120	126	108	94
Dependents of retired and deceased US military personnel	662	680	702	719	728
Dependents of US nonmilitary uniformed services personnel	15	14	15	12	13
All other beneficiaries	261	286	272	229	164
Total number of inpatient admissions	<u>1/</u> 379,574	369,031	350,948	341,551	<u>1/</u> 329,441
Inpatient admissions of:					
EAD US military personnel	147,596	142,945	130,202	123,927	121,991
Other US active duty military personnel	1,315	1,347	898	1,032	959
Active duty US nonmilitary uniformed services personnel	276	312	327	327	319
Retired US military personnel	18,761	19,666	20,492	22,848	23,976
Retired US nonmilitary uniformed services personnel	177	235	197	194	197
Dependents of US uniformed services personnel, total	202,382	194,633	188,818	184,122	175,268
Dependents of:					
US active duty military personnel	172,071	163,430	156,424	148,819	138,812
Retired and deceased US military personnel	29,494	30,450	31,651	34,682	35,775
US nonmilitary uniformed services personnel	817	753	743	621	681
All other beneficiaries	9,067	9,893	10,014	9,101	6,731

UNCLASSIFIED

UNCLASSIFIED

**TABLE 105 - SELECTED DATA CONCERNING MEDICAL CARE PROVIDED AT FIXED AIR FORCES MEDICAL FACILITIES
WORLD-WIDE, FY 1968 - FY 1972 (CONTINUED)**

INDEX	FISCAL YEAR				
	1968	1969	1970	1971	1972
Total number of outpatient visits	<u>1/</u> 18,119,116	17,648,939	17,280,971	16,785,770	<u>1/</u> 16,328,261
Outpatient visits of:					
EAD US military personnel	6,958,020	6,835,609	6,457,506	6,074,244	5,824,898
Other US active duty military personnel	53,491	59,326	62,676	65,163	77,867
Active duty personnel of US nonmilitary uniformed services	5,899	5,647	5,101	4,408	7,446
Retired US uniformed services personnel	548,300	576,514	631,030	721,098	785,530
Dependents of US active duty military personnel	8,840,365	8,479,524	8,342,484	7,998,452	7,661,038
Dependents of retired and deceased US uniformed services personnel	867,711	922,351	1,028,229	1,227,586	1,349,862
US civilian employees	601,771	567,511	542,115	490,937	444,677
All other beneficiaries	243,559	202,457	211,830	203,882	176,943
Total number of immunizations	<u>1/</u> 9,531,292	8,701,109	7,392,724	71,115,169	<u>1/</u> 5,516,239
Total number of flight physical examinations	<u>1/</u> 214,530	211,547	206,440	199,397	<u>1/</u> 177,726
Total number of other complete physical examinations	<u>1/</u> 585,882	636,512	511,924	502,021	<u>1/</u> 477,249

1/ Data adjusted to a 365 day period.

SOURCE: Biometrics Division, Office of the Surgeon General, USAF.

UNCLASSIFIED

UNCLASSIFIED

TABLE 106 - ADMISSION RATES FOR MAJOR ILLNESS GROUPS, BY MONTH AND GEOGRAPHIC AREA, AIR FORCE PERSONNEL - FY 1968 - FY 1972

(Admissions per year per 1,000 strength)

MAJOR ILLNESS GROUP AND FISCAL YEAR	AVERAGE FOR FISCAL YEAR	JUL	AUG	SEP	OCT	NOV	DEC	JAN	FEB	MAR	APR	MAY	JUN
-------------------------------------	-------------------------	-----	-----	-----	-----	-----	-----	-----	-----	-----	-----	-----	-----

WORLDWIDE

ALL CAUSES - TOTAL 1/													
FY 1968	179	167	170	172	183	172	149	231	196	185	187	168	156
FY 1969	187	167	167	184	179	173	229	236	193	191	190	172	161
FY 1970	170	154	151	170	181	161	157	195	198	185	175	154	161
FY 1971	185	161	165	178	184	182	155	191	197	221	210	194	191
FY 1972	212	176	191	204	195	216	185	258	256	225	222	219	202
DISEASE													
FY 1968	159	146	150	152	161	154	131	213	177	166	167	149	136
FY 1969	170	149	149	165	160	156	215	220	177	174	173	154	143
FY 1970	153	136	133	152	161	142	141	178	181	170	157	137	144
FY 1971	167	143	146	159	164	163	140	174	181	203	192	173	171
FY 1972	192	155	171	183	174	196	168	238	235	206	201	197	180
NON-BATTLE INJURY													
FY 1968	19	21	20	20	22	18	17	17	17	18	20	19	19
FY 1969	17	18	17	19	19	17	15	16	16	16	17	18	18
FY 1970	17	18	18	18	20	18	15	16	17	15	17	17	17
FY 1971	18	18	19	19	20	19	15	17	16	18	18	20	20
FY 1972	20	21	21	21	21	20	17	20	21	19	20	22	21

CONTINENTAL US
(EXCLUDES ALASKA AND HAWAII)

ALL CAUSES - TOTAL													
FY 1968	165	153	160	158	170	161	132	215	181	176	179	155	138
FY 1969	170	150	142	154	159	156	232	214	180	178	177	151	141
FY 1970	157	138	134	154	162	142	130	187	194	179	168	146	148
FY 1971	178	152	156	171	173	171	143	188	190	219	210	190	179
FY 1972	203	168	180	196	184	207	171	258	253	215	212	207	183
DISEASE													
FY 1968	147	133	140	139	150	144	117	198	165	159	160	137	120
FY 1969	154	133	126	136	141	141	219	200	166	163	161	135	125
FY 1970	141	122	117	137	144	126	116	171	178	165	151	130	131
FY 1971	161	135	139	153	155	154	128	172	175	202	192	170	160
FY 1972	184	148	160	176	165	188	155	240	233	197	192	186	163
NON-BATTLE INJURY													
FY 1968	18	20	19	19	20	17	16	17	16	17	19	18	18
FY 1969	16	17	16	18	18	15	13	14	14	15	16	16	16
FY 1970	16	16	17	16	18	16	13	16	17	14	17	16	17
FY 1971	17	17	17	18	18	17	15	16	15	17	18	20	19
FY 1972	19	20	20	20	19	19	16	19	20	18	20	21	20

UNCLASSIFIED

UNCLASSIFIED

TABLE 106 - ADMISSION RATES FOR MAJOR ILLNESS GROUPS, BY MONTH AND GEOGRAPHIC AREA, AIR FORCE PERSONNEL - FY 1968 - FY 1972 (CONTINUED)

MAJOR ILLNESS GROUP AND FISCAL YEAR	AVERAGE FOR FISCAL YEAR	JUL	AUG	SEP	OCT	NOV	DEC	JAN	FEB	MAR	APR	MAY	JUN
-------------------------------------	-------------------------	-----	-----	-----	-----	-----	-----	-----	-----	-----	-----	-----	-----

OUTSIDE CONTINENTAL US
(INCLUDES ALASKA AND HAWAII)

ALL CAUSES - TOTAL <u>1/</u>													
FY 1968	207	199	195	202	209	197	183	266	228	202	203	195	195
FY 1969	222	203	219	248	223	208	224	280	219	216	216	212	199
FY 1970	197	185	184	201	217	198	211	210	206	197	189	170	188
FY 1971	201	181	183	193	206	204	181	199	212	224	212	202	219
FY 1972	237	197	217	224	222	241	219	257	264	250	247	253	254
DISEASE													
FY 1968	185	175	173	179	183	175	163	245	205	183	181	174	172
FY 1969	202	182	198	224	199	187	205	260	198	197	196	192	178
FY 1970	177	164	164	179	194	175	191	192	188	179	170	152	169
FY 1971	180	161	162	171	183	181	164	180	194	205	192	181	196
FY 1972	214	174	194	200	197	218	202	235	243	230	224	227	227
NON-BATTLE INJURY													
FY 1968	22	22	22	23	26	21	20	19	20	21	22	21	21
FY 1969	20	20	20	23	23	21	18	19	20	18	19	20	20
FY 1970	20	21	20	22	23	23	19	18	18	17	18	18	18
FY 1971	21	20	21	22	22	22	17	19	18	20	20	22	23
FY 1972	22	22	23	24	25	23	17	22	21	20	22	24	26

SOUTHEAST ASIA

ALL CAUSES - TOTAL <u>1/</u>													
FY 1968	196	171	166	190	201	182	183	202	192	197	217	223	207
FY 1969	244	221	268	335	222	222	210	230	211	229	256	276	246
FY 1970	202	215	203	220	226	238	203	190	202	190	188	166	175
FY 1971	177	148	154	173	181	188	184	158	172	185	189	201	200
FY 1972	213	207	220	207	212	214	198	202	192	213	230	230	207
DISEASE													
FY 1968	171	145	147	169	175	161	160	175	160	171	190	200	183
FY 1969	224	202	250	316	199	203	193	207	188	209	234	256	226
FY 1970	182	193	182	197	206	211	184	172	183	171	164	148	162
FY 1971	158	132	135	154	163	170	165	140	154	162	169	181	179
FY 1972	193	186	201	185	192	197	183	183	172	192	204	208	188
NON-BATTLE INJURY													
FY 1968	21	20	17	19	25	19	22	21	20	24	25	20	21
FY 1969	18	18	15	18	22	18	16	20	20	18	21	19	18
FY 1970	19	21	19	22	19	26	18	18	18	18	20	17	13
FY 1971	19	16	18	19	17	16	19	18	17	23	20	20	21
FY 1972	19	19	18	22	19	17	15	18	19	18	21	19	16

1/ Includes admission rates for battle casualties. Averages for the fiscal year are as follows:

YEAR	WORLDWIDE	OUTSIDE	
		CONUS	SEA
FY 68	0.3	1.1	3.3
FY 69	0.2	0.5	1.6
FY 70	0.1	0.4	1.1
FY 71	0.1	0.2	0.5
FY 72	0.1	0.4	1.7

NOTE: The average daily beds occupied in Air Force Facilities in Southeast Asia during FY 1971 was 219. This represents a 62 percent occupancy of the average (354) operating beds.

SOURCE: Biometrics Division, Office of the Surgeon General, USAF

UNCLASSIFIED

UNCLASSIFIED

TABLE 107 -- NONEFFECTIVE RATIOS FOR ALL CAUSES, BY MONTH, AIR FORCE PERSONNEL
WORLD-WIDE, FY 1968 - 1972

(Personnel not available for duty because of medical reasons per 100 average strength)

FISCAL YEAR	AVERAGE FOR FISCAL YEAR	JUL	AUG	SEP	OCT	NOV	DEC	JAN	FEB	MAR	APR	MAY	JUN
FY 196870	.70	.72	.73	.75	.71	.66	.72	.72	.71	.69	.67	.64
FY 196969	.64	.66	.67	.68	.69	.70	.71	.71	.72	.70	.69	.66
FY 197067	.65	.66	.67	.68	.68	.63	.68	.73	.72	.68	.68	.64
FY 197168	.64	.67	.68	.68	.69	.63	.67	.70	.73	.71	.68	.65
FY 197266	.64	.65	.65	.64	.66	.62	.68	.70	.71	.69	.67	.63

SOURCE: Biometrics Division, Office of the Surgeon General, USAF.

TABLE 108 -- HOSPITALIZED RATIOS FOR ALL CAUSES BY MONTH, AIR FORCE PERSONNEL,
WORLD-WIDE, FY 1968 - 1972

(Personnel occupying hospital beds per 100 average strength)

FISCAL YEAR	AVERAGE FOR FISCAL YEAR	JUL	AUG	SEP	OCT	NOV	DEC	JAN	FEB	MAR	APR	MAY	JUN
FY 196851	.50	.51	.54	.55	.53	.44	.52	.53	.53	.51	.50	.48
FY 196950	.49	.49	.50	.51	.51	.43	.48	.52	.53	.51	.50	.48
FY 197048	.47	.48	.49	.49	.49	.40	.47	.51	.50	.49	.47	.45
FY 197148	.45	.47	.49	.49	.50	.40	.47	.50	.51	.50	.48	.45
FY 197244	.45	.45	.45	.45	.45	.37	.44	.46	.46	.44	.44	.41

SOURCE: Biometrics Division, Office of the Surgeon General, USAF.

UNCLASSIFIED

UNCLASSIFIED

**TABLE 109 — NUMBER OF INDIVIDUALS COMPLETING PHYSIOLOGICAL TRAINING
ACCORDING TO PHASE OF TRAINING — FY 1968 — 1971**

FISCAL YEAR	ORIGINAL	REFRESHER	PASSENGER	PRESSURE SUIT	EJECTION SEAT
FY 1968	15,853	28,086	10,140	362	10,969
FY 1969	15,997	31,846	8,685	287	11,879
FY 1970	17,265	29,947	7,009	298	7,822
FY 1971	16,503	27,697	4,340	196	8,459
FY 1972	14,806	28,398	3,810	237	7,493
TOTALS	80,424	145,974	33,984	1,380	46,622

NOTE: Most of the trainees are Air Force extended active duty military personnel. Members of the other US Armed Forces, allied military personnel, and civilians are also included. (See AFR 50-27).

SOURCE: Aerospace Medicine Division, Office of the Surgeon General, USAF.

UNCLASSIFIED

UNCLASSIFIED

UNCLASSIFIED



Security & Discipline

PART IX

UNCLASSIFIED
THE AIR FORCE CORRECTION PROGRAM
SECURITY POLICE

PART IX



INTRODUCTION

Information is collected semiannually for use in managing the Air Force Correction Program and is derived from reports required by AFR 125-17.

DEFINITIONS

DETENTION FACILITY - This facility services one base. Because of space and manpower limitations, casual prisoners from other services are usually not accepted for confinement.

CONSOLIDATED DETENTION FACILITY - This facility services more than one base in a geographical area. This facility is used to confine Air Force casual, pretrial, adjudged, and sentenced prisoners who do not meet the criteria for transfer to the 3320th Retraining Group or the United States Disciplinary Barracks. Other service casual, pretrial, adjudged, and sentenced prisoners may be confined, by appropriate written agreement, providing the other service assigns personnel commensurate with their average daily prisoner load.

CORRECTIONAL CUSTODY - The physical restraint of a person imposed as a punishment under Article 15, UCMJ. (MCM, 1969)

CASUAL STATUS - A prisoner held at a Detention or Consolidated Detention facility awaiting disposition instructions or transfer arrangements.

UNCLASSIFIED

UNCLASSIFIED

TABLE 110 — DETENTION FACILITIES OPERATED BY AIR FORCE INSTALLATIONS, SEMIANNUALLY — FY 1972

(Last Day of Reporting Period)

COMMAND	Consolidated Detention		Detention	
	As of 31 Dec 71	As of 30 Jun 72	As of 31 Dec 71	As of 30 Jun 72
WORLD-WIDE - TOTAL.....	15	17	108	103
Alaskan Air Command.....	-	-	1	1
Aerospace Defense Command.....	1	1	6	6
Air Force Communications Service.....	-	-	1	1
Air Force Logistics Command.....	-	-	4	4
Air Force Systems Command.....	2	2	3	3
Air Training Command.....	4	3	10	12
Air University.....	1	1	-	-
Headquarters Command, USAF.....	-	-	-	-
Military Airlift Command.....	1	2	7	5
Pacific Air Forces.....	1	2	14	13
Strategic Air Command.....	1	2	28	27
Tactical Air Command.....	2	2	14	13
United States Air Force Academy.....	-	-	1	1
US Air Forces in Europe.....	2	2	17	15
USAF Security Service.....	-	-	2	2
USAF Southern Command.....	-	-	-	-

Source: Resources Management Division, Directorate of Security Police, TIG, Headquarters, USAF

UNCLASSIFIED

UNCLASSIFIED

TABLE III - AIR FORCE PRISONERS - TOTAL IN CONFINEMENT, SEMIANNUALLY - FY 1972

(Last Day of Reporting Period)

COMMAND	As Of 31 Dec 71	As Of 30 Jun 72
<u>WORLD -WIDE - TOTAL</u>	478	565
Alaskan Air Command.....	2	3
Aerospace Defense Command.....	6	3
Air Force Communications Service.....	-	1
Air Force Logistics Command.....	10	12
Air Force Systems Command.....	8	15
Air Training Command.....	50	45
Air University.....	2	1
Headquarters Command, USAF.....	8	4
Military Airlift Command.....	32	37
Pacific Air Forces.....	25	35
Strategic Air Command.....	67	100
Tactical Air Command.....	44	62
United States Air Force Academy.....	-	-
US Air Forces in Europe.....	7	10
USAF Security Service.....	-	-
USAF Southern Command.....	-	-
3320th Retraining Group.....	186	184
Federal Facilities.....	3	3
US Disciplinary Barracks.....	28	50

Source: Resources Management Division, Directorate of Security Police, TIG, Headquarters, USAF

UNCLASSIFIED

UNCLASSIFIED

TABLE 112 - PERSONNEL IN CORRECTIONAL CUSTODY, SEMIANNUALLY - FY 1972

(Last Day of Reporting Period)

COMMAND	As Of 31 Dec 1971	As Of 30 Jun 1972
<u>WORLD -WIDE - TOTAL</u>	<u>95</u>	<u>144</u>
Alaskan Air Command.....	-	14
Aerospace Defense Command.....	1	3
Air Force Communications Service.....	-	-
Air Force Logistics Command.....	1	6
Air Force Systems Command.....	-	5
Air Training Command.....	20	13
Air University.....	-	1
Headquarters Command, USAF.....	-	-
Military Airlift Command.....	8	14
Pacific Air Forces.....	6	4
Strategic Air Command.....	48	58
Tactical Air Command.....	8	24
United States Air Force Academy.....	-	-
US Air Forces in Europe.....	3	2
USAF Security Service.....	-	-
USAF Southern Command.....	-	-

Source: Resources Management Division, Directorate of Security Police, TIG, Headquarters, USAF

UNCLASSIFIED

UNCLASSIFIED

TABLE 113 — TOTAL RELEASES FROM CORRECTIONAL CUSTODY, SEMIANNUALLY — FY 1972

(During Reporting Period)

COMMAND	As Of 31 Dec 71	As Of 30 Jun 72
<u>WORLD - WIDE - TOTAL</u>	1152	1268
Alaskan Air Command.....	2	14
Aerospace Defense Command.....	18	34
Air Force Communications Service.....	8	8
Air Force Logistics Command.....	9	7
Air Force Systems Command.....	24	14
Air Training Command.....	209	106
Air University.....	6	5
Headquarters Command, USAF.....	-	-
Military Airlift Command.....	109	144
Pacific Air Forces.....	55	56
Strategic Air Command.....	546	692
Tactical Air Command.....	132	162
United States Air Force Academy.....	-	-
US Air Forces in Europe.....	34	23
USAF Security Service.....	-	3
USAF Southern Command.....	-	-

Source: Resources Management Division, Directorate of Security Police, TIG, Headquarters, USAF

UNCLASSIFIED

UNCLASSIFIED

TABLE 114 - USAF MILITARY PERSONNEL ABSENT WITHOUT LEAVE (AWOL), SEMIANNUALLY,
WORLD-WIDE - FY 1972

BY COMMAND	AWOL PERSONNEL: AWOL INCIDENTS		
	WORLD-WIDE	31 DECEMBER 1971	30 JUNE 1972
<u>FY 1972 TOTAL</u>	12,421	5,976	6,445
<u>Continental</u>			
Aeronautical Chart and Information Center	-	-	-
Aerospace Command	392	169	223
Air Force Academy	-	-	-
Air Force Communications Service	244	84	160
Air Force Logistics Command	262	162	100
Air Force Reserves Center	-	-	-
Air Force Systems Command	332	154	178
Air Training Command	2,477	1,409	1,068
Air University	36	18	18
Headquarters Command, USAF	173	92	81
Military Airlift Command	1,217	577	640
Strategic Air Command	3,700	1,652	2,048
Tactical Air Command	2,071	912	1,159
USAF Security Service	40	18	22
Air Force Accounting and Finance Center	2	1	1
Air Force Office of Special Investigation	1	-	1
<u>OVERSEAS *</u>			
Alaskan Air Command	83	41	42
Pacific Air Forces	1,107	543	564
USAF Air Forces In Europe	257	133	124
USAF Southern Command	27	11	16

* These are the only overseas commands to identify AWOL personnel.

Source: Separations Division, Absentee and Deserter Section, Randolph AFB, Texas

TABLE 115 - PERCENTAGE OF USAF MILITARY PERSONNEL ABSENT WITHOUT LEAVE,
SEMIANNUALLY, WORLD-WIDE - FY 1972

FISCAL YEAR 1972	RATE PER 1,000		
	USAF WORLD-WIDE	UNITED STATES	OVERSEAS
<u>TOTAL</u>	17.2	16.1	1.1
31 December 1971	7.9	7.4	.5
30 June 1972	8.7	8.1	.6

Source: Separations Division, Absentee and Deserter Section, Randolph AFB, Texas

UNCLASSIFIED

UNCLASSIFIED

PART IX

SECURITY AND DISCIPLINE (CONTINUED)

AIR FORCE OFFICE OF SPECIAL INVESTIGATIONS (AFOSI)



DEFINITIONS

CASE TYPE - The numerical designation and descriptive character assigned to each investigation which indicates the principal nature or the purpose of the investigation.

COUNTERINTELLIGENCE INVESTIGATIONS - Investigations conducted to determine facts related to security control measures designed to insure the safeguarding of information, personnel, equipment, and installations against the sabotage, espionage, or subversive activities of foreign powers and of disaffected or dissident groups or individuals which may constitute a threat to the internal security of the Air Force.

CRIMINAL INVESTIGATIONS - Investigations conducted to determine facts and circumstances pertaining to alleged major violations of the Articles of the Uniform Code of Military Justice, Federal Statutes, and/or other applicable directives, by USAF personnel, excluding incidents of a counterintelligence or procurement nature.

FRAUD INVESTIGATIONS - Investigations conducted to determine facts surrounding incidents of alleged breaches of the public trust and violations of law in connection with Air Force procurement, disposal, nonappropriated funds, and pay and allowance matters.

PERSONNEL SECURITY INVESTIGATIONS - Investigations conducted to determine facts upon which the requesting commander can decide whether to grant or to deny the subjects of the investigations access to restricted areas and/or classified defense information. The loyalty and security program within the executive departments established the requirement for such investigations, and they are governed by law, Department of Defense (DOD) directives, and Air Force policies.

OFFICE OF ORIGIN INVESTIGATIONS - (Short terminology - "Origin") - Investigations of any nature conducted by the Directorate of Special Investigations or a District Office in which, in accordance with OSI policy, that office assumes the control of the entire investigation.

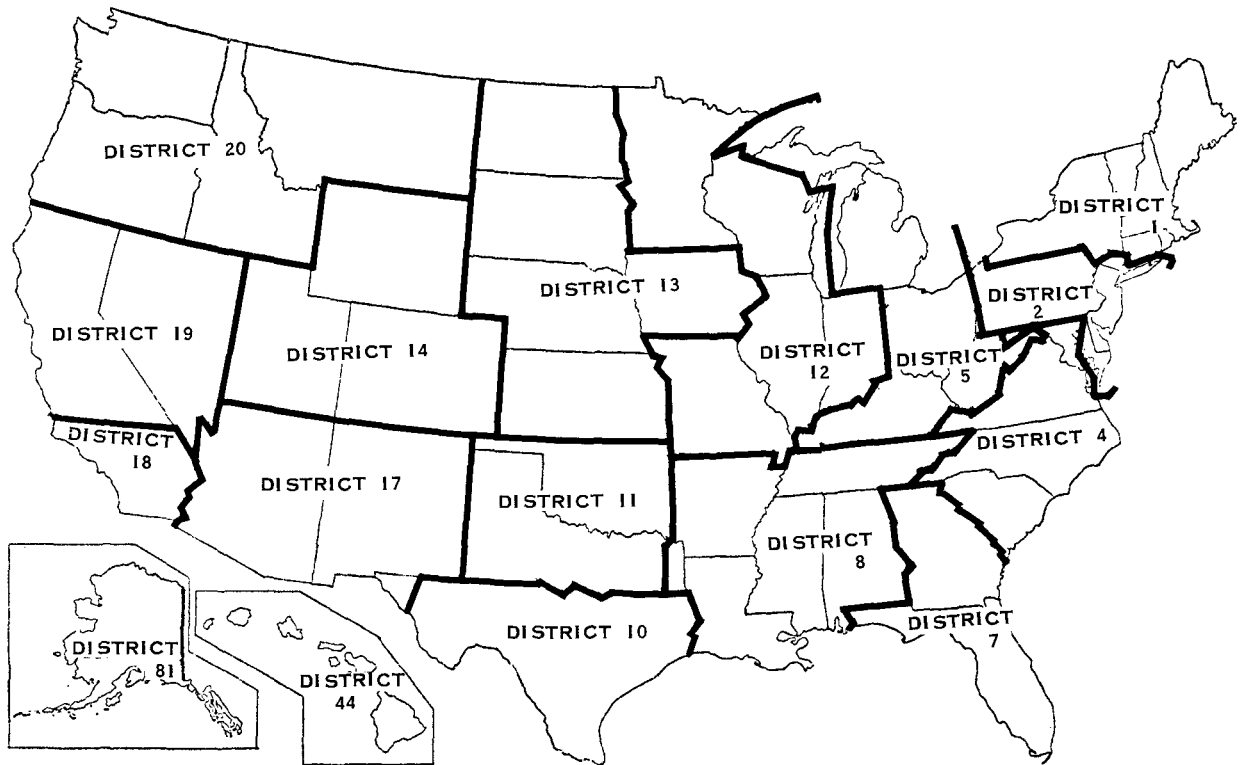
INVESTIGATIONS OPENED - Investigations initiated by offices of origin or auxiliary offices pursuant to requests from appropriate commanders for the Chief of Staff, USAF.

INVESTIGATIONS CLOSED - Investigations terminated by offices of origin and auxiliary offices after all relevant facts have been determined and impartially reported to the requesting commander through proper OSI channels.

UNCLASSIFIED

UNCLASSIFIED
SECURITY AND DISCIPLINE (CONTINUED)

THE INSPECTOR GENERAL, USAF
OFFICE OF SPECIAL INVESTIGATIONS
U.S. DISTRICT BOUNDARY MAP



AS OF 30 JUNE 1972

UNCLASSIFIED

UNCLASSIFIED

TABLE 116 - SPECIAL INVESTIGATIONS CONDUCTED BY THE AIR FORCE OFFICE OF SPECIAL INVESTIGATIONS, AFOSI, WORLD-WIDE - FY 1972

CASE TYPE AND DESCRIPTION	ORIGIN							
	OPENED				CLOSED			
	World-Wide	Conti- nental US	Pacific Air Forces	US Air Forces in Europe	World- Wide	Conti- nental US	Pacific Air Forces	US Air Forces in Europe
TOTAL	118,334	86,871	18,427	13,036	119,860	87,857	18,933	13,070
PERSONNEL SECURITY INVESTIGATIONS - TOTAL	88,384	68,930	11,748	7,706	90,080	70,229	12,094	7,757
PERSONNEL BACKGROUND INVESTIGATIONS - (PBI) - TOTAL	70,957	64,126	3,796	3,035	72,217	65,363	3,792	3,062
LOCAL AGENCY CHECKS - (LAC) - TOTAL	17,427	4,804	7,952	4,671	17,863	4,866	8,302	4,695
24 Special Inquiry	5	3	2	-	5	3	2	-
32 Subversive Activities	-	-	-	-	1	1	-	-
33 Communist Matters	2	2	-	-	3	2	1	-
44 Aliens - Civilian	1	-	1	-	1	-	1	-
46 OSI Personnel	-	-	-	-	2	2	-	-
53 Reciprocal Investigations	1,815	77	343	1,395	1,846	79	389	1,378
71 USAF Military Personnel - Special Category	1	-	1	-	4	1	1	2
74 DOD Investigations, General	-	-	-	-	7	5	-	2
80 Suitability Civilian	-	-	-	-	1	1	-	-
81 Expanded National Agency Check	7,594	7,594	-	-	7,991	7,991	-	-
82 Background Investigations	25,147	25,147	-	-	24,722	24,720	2	-
83 Expanded Background	29,208	29,208	-	-	30,460	30,459	1	-
84 Security Investigations	557	544	7	6	600	591	5	4
85 Suitability Investigations	1,172	1,165	5	2	1,151	1,145	5	1
86 Foreign Investigations	333	326	2	5	309	305	1	3
144 Premarital Investigations	5,122	60	3,435	1,627	5,114	58	3,384	1,672
CRIMINAL INVESTIGATIONS - TOTAL	15,958	10,798	3,256	1,904	15,725	10,503	3,342	1,880
6 Homicide	266	191	58	17	256	190	52	14
7 Sex Offenses	1,215	889	152	174	1,183	853	155	175
8 Assault	980	734	171	75	963	736	157	70
12 Forgery	524	359	102	63	486	331	96	59
13 Larceny	1,196	954	160	82	1,163	902	183	78
14 Theft of Government Property	1,424	1,043	294	87	1,437	1,028	324	85
15 Robbery	312	262	36	14	306	255	36	15
16 Housebreaking	1,428	891	454	83	1,348	809	452	87
17 Narcotics Violations	5,170	3,530	985	655	5,095	3,405	1,018	672
18 Customs Violations	78	34	18	26	78	34	18	26
19 Blackmarket Activities	255	19	169	67	259	26	177	56
20 Property Destruction	402	275	76	51	404	281	78	45
21 Civil Rights Violations	5	4	-	1	4	3	-	1
22 Intimidation	77	55	14	8	78	55	15	8
24 Special Inquiry	145	100	25	20	145	105	25	15
26 Misconduct	504	415	64	25	527	428	73	26
46 OSI Personnel	3	2	1	-	3	2	1	-
47 Postal Violations	462	224	153	85	484	239	153	92
50 Counterfeiting	168	21	100	47	169	23	99	47
53 Reciprocal Investigations	249	86	84	79	260	91	88	81
56 Counterintelligence Collections	959	696	95	168	947	693	93	161
72 Lie Detector Examinations	77	13	43	21	80	13	47	20
74 DOD Investigations, General	59	1	2	56	50	1	2	47

UNCLASSIFIED

UNCLASSIFIED**TABLE 116 -- SPECIAL INVESTIGATIONS CONDUCTED BY THE AIR FORCE OFFICE OF SPECIAL INVESTIGATIONS, AFOSI, WORLD-WIDE -- FY 1972 (CONTINUED)**

CASE TYPE AND DESCRIPTION	ORIGIN							
	Opened				Closed			
	World-Wide	Conti- nental US	Pacific Air Forces	US Air Forces in Europe	World- Wide	Conti- nental US	Pacific Air Forces	US Air Forces in Europe
<u>COUNTERINTELLIGENCE INVESTIGATIONS - TOTAL</u>	<u>11,206</u>	<u>5,030</u>	<u>3,099</u>	<u>3,077</u>	<u>11,298</u>	<u>5,029</u>	<u>3,177</u>	<u>3,092</u>
24 Special Inquiry	186	130	28	28	193	136	24	33
27 Espionage	114	46	28	40	120	51	26	43
28 Sabotage	9	6	3	-	10	6	4	-
34 Security Violations Investigations	79	53	18	8	76	50	17	9
46 OSI Personnel	1	1	-	-	1	1	-	-
49 Positive Intelligence	19	-	10	9	20	-	11	9
53 Reciprocal Investigations	63	13	22	28	62	14	21	27
56 CI Collections Matters	6,374	2,136	1,916	2,322	6,391	2,138	1,934	2,319
66 CI Publications	2	2	-	-	2	2	-	-
73 OSI/Contact Pre - recruitment Investigations	3,596	2,426	750	420	3,597	2,421	753	423
78 Distinguished Visitor Protection	209	146	14	49	206	143	16	47
127 Counterespionage	44	23	5	16	51	26	10	15
146 Associated Personnel	1	1	-	-	1	1	-	-
149 Name Traces	429	6	297	126	488	5	349	134
227 Special Operations	80	41	8	31	80	35	12	33
<u>FRAUD INVESTIGATIONS - TOTAL</u>	<u>2,786</u>	<u>2,113</u>	<u>324</u>	<u>349</u>	<u>2,757</u>	<u>2,096</u>	<u>320</u>	<u>341</u>
5 Bribery	28	20	7	1	23	18	5	-
9 Impersonation	49	44	4	1	55	50	3	2
10 Fraudulent Enlistment	129	117	7	5	127	118	6	3
23 Perjury	30	17	5	8	36	20	5	11
24 Special Inquiry	55	31	22	2	54	31	21	2
25 Improper Use or Diversion of Government Property or Employees	253	104	17	132	245	96	17	132
53 Reciprocal Investigations	22	4	7	11	24	5	8	11
56 Counterintelligence Collections	391	322	29	40	388	320	28	40
58 Procurement Matters	174	149	18	7	181	153	18	10
59 Disposal Matters	25	8	4	13	20	8	3	9
60 Nonappropriated Funds and Commissary Matters	502	295	128	79	504	303	127	74
61 Pay and Allowance Matters	1,031	926	64	41	1,003	897	65	41
62 Bad Checks	93	75	12	6	95	76	14	5
74 DOD Investigations, General	4	1	-	3	2	1	-	1

Source: Headquarters, Air Force Office of Special Investigations, The Inspector General, USAF

UNCLASSIFIED

UNCLASSIFIED
SECURITY AND DISCIPLINE (CONTINUED)

THE JUDGE ADVOCATE GENERAL



INTRODUCTION

The Office of The Judge Advocate General provides statistical data reflecting trial of offenders against military law. The statistics are derived from AF Form 214, "Court-Martial and Article 15 Activities Report", AFR 111-3, submitted quarterly by each major command exercising general court-martial jurisdiction.

Table 117 reflects the number of military persons, subject to court-martial jurisdiction pursuant to Uniform Code of Military Justice, Article 2, who were tried by each type of court-martial; and the number of military persons receiving non-judicial punishment, for minor offenses, under Article 15.

Table 118 provides the over-all rates, per 1000 average assigned and attached military strength, for all persons tried in all types of courts-martial, and the rates, on the same basis, for those persons receiving non-judicial punishment.

DEFINITIONS

General Court-Martial - A general court-martial may adjudge a dishonorable or bad conduct discharge as part of the sentence.

Special (BCD) Court-Martial - A special court-martial which adjudges a bad conduct discharge as part of the sentence.

Special (Non-BCD) Court-Martial - A special court-martial which does not adjudge a discharge as part of the sentence, but may adjudge as much as six months confinement.

Summary Court-Martial - A summary court-martial may not adjudge a discharge or confinement for more than one month.

Non-Judicial Punishment - Punishment imposed for minor offenses, by the commanding officer, without the intervention of a court-martial, which does not become a permanent part of the offender's military record.

UNCLASSIFIED

UNCLASSIFIED

TABLE 117 -- USAF PERSONNEL TRIED BY COURTS-MARTIAL AND NON-JUDICIAL

PERSONS TRIED BY COURTS-MARTIAL AND ARTICLE 15 ACTIONS	WORLD- WIDE TOTAL	CONTINENTAL								
		ZI TOTAL	ADC	AFLC	AFSC	ATC	AU	HQ CMD	MAC	MISC a/
<u>PERSONS TRIED - TOTAL</u>	<u>2,684</u>	<u>2,062</u>	<u>55</u>	<u>78</u>	<u>67</u>	<u>483</u>	<u>5</u>	<u>36</u>	<u>281</u>	<u>4</u>
<u>General Court-Martial - Total</u>	<u>195</u>	<u>139</u>	<u>2</u>	<u>1</u>	<u>2</u>	<u>50</u>	<u>1</u>	<u>1</u>	<u>18</u>	-
First Quarter	47	32	1	-	1	9	-	-	8	-
Second Quarter	41	26	-	-	-	9	-	-	2	-
Third Quarter	52	42	1	-	-	15	1	1	5	-
Fourth Quarter	55	39	-	1	1	17	-	-	3	-
<u>Special(BCD)Court-Martial - Total</u>	<u>170</u>	<u>141</u>	<u>5</u>	<u>6</u>	<u>1</u>	<u>45</u>	-	<u>6</u>	<u>17</u>	<u>1</u>
First Quarter	31	23	-	1	-	9	-	-	2	-
Second Quarter	42	33	1	1	-	17	-	-	5	-
Third Quarter	49	42	4	2	1	13	-	2	5	-
Fourth Quarter	48	43	-	2	-	6	-	4	5	1
<u>Special(Non-BCD)Court-Martial - Total</u>	<u>2,087</u>	<u>1,660</u>	<u>45</u>	<u>70</u>	<u>59</u>	<u>365</u>	<u>3</u>	<u>26</u>	<u>222</u>	<u>3</u>
First Quarter	474	339	13	10	13	90	1	6	41	1
Second Quarter	511	423	16	18	14	88	-	9	54	1
Third Quarter	578	488	10	19	16	95	2	7	63	-
Fourth Quarter	524	410	6	23	16	92	-	4	64	1
<u>Summary Court-Martial - Total</u>	<u>232</u>	<u>122</u>	<u>3</u>	<u>1</u>	<u>5</u>	<u>23</u>	<u>1</u>	<u>3</u>	<u>24</u>	-
First Quarter	82	43	-	-	2	8	-	1	12	-
Second Quarter	52	26	-	-	-	5	1	1	4	-
Third Quarter	53	30	2	-	1	6	-	-	5	-
Fourth Quarter	45	23	1	1	2	4	-	1	3	-
<u>Article 15 Actions - Total</u>	<u>34,712</u>	<u>25,423</u>	<u>910</u>	<u>1,110</u>	<u>888</u>	<u>5,834</u>	<u>148</u>	<u>360</u>	<u>2,795</u>	<u>91</u>
First Quarter	7,094	4,903	173	234	164	1,254	36	71	510	19
Second Quarter	7,996	5,801	211	268	173	1,307	36	61	646	15
Third Quarter	9,912	7,352	254	349	247	1,720	48	105	724	32
Fourth Quarter	9,710	7,367	272	259	304	1,553	28	123	915	25

a/ Includes AFAFC and AFCS.

b/ Includes cadets.

c/ Includes Security Services units in Europe and Mid-East over which USAFSS exercises GCM jurisdiction on all Article 15's.

Source: Military Justice Division, Directorate of USAF Judiciary - Judge Advocate General, USAF

UNCLASSIFIED

UNCLASSIFIED

PUNISHMENT UNDER ARTICLE 15, BY COMMAND, WORLD-WIDE BY QUARTER - FY 1972

US				OVERSEAS					PERSONS TRIED BY COURTS-MARTIAL AND ARTICLE 15 ACTIONS
SAC	TAC	USAFA b/	USAFSS c/	OS TOTAL	AAC	PACAF	USAFE	USAFSO	
<u>511</u>	<u>536</u>	<u>3</u>	<u>3</u>	<u>622</u>	<u>31</u>	<u>418</u>	<u>171</u>	<u>2</u>	<u>PERSONS TRIED - TOTAL</u>
<u>42</u>	<u>21</u>	<u>1</u>	-	<u>56</u>	<u>3</u>	<u>35</u>	<u>18</u>	-	<u>General Court-Martial - Total</u>
8	4	1	-	15	1	6	8	-	First Quarter
9	6	-	-	15	1	10	4	-	Second Quarter
13	6	-	-	10	-	7	3	-	Third Quarter
12	5	-	-	16	1	12	3	-	Fourth Quarter
<u>12</u>	<u>47</u>	<u>1</u>	-	<u>29</u>	<u>3</u>	<u>21</u>	<u>5</u>	-	<u>Special(BCD)Court-Martial - Total</u>
3	8	-	-	8	1	5	2	-	First Quarter
3	6	-	-	9	1	6	2	-	Second Quarter
3	11	1	-	7	1	5	1	-	Third Quarter
3	22	-	-	5	-	5	-	-	Fourth Quarter
<u>428</u>	<u>437</u>	<u>1</u>	<u>1</u>	<u>427</u>	<u>19</u>	<u>296</u>	<u>110</u>	<u>2</u>	<u>Special(Non-BCD)Court-Martial - Total</u>
82	82	-	-	135	5	100	29	1	First Quarter
111	111	-	1	88	4	61	23	-	Second Quarter
143	132	1	-	90	5	62	23	-	Third Quarter
92	112	-	-	114	5	73	35	1	Fourth Quarter
<u>29</u>	<u>31</u>	-	<u>2</u>	<u>110</u>	<u>6</u>	<u>66</u>	<u>38</u>	-	<u>Summary Court-Martial - Total</u>
14	5	-	1	39	2	22	15	-	First Quarter
3	12	-	-	26	-	16	10	-	Second Quarter
9	7	-	-	23	1	14	8	-	Third Quarter
3	7	-	1	22	3	14	5	-	Fourth Quarter
<u>7,380</u>	<u>5,576</u>	<u>14</u>	<u>317</u>	<u>9,289</u>	<u>504</u>	<u>5,940</u>	<u>2,792</u>	<u>53</u>	<u>Article 15 Actions - Total</u>
1,159	1,184	12	87	2,191	117	1,462	603	9	First Quarter
1,722	1,289	-	73	2,195	112	1,461	616	6	Second Quarter
2,289	1,500	1	83	2,560	131	1,578	836	15	Third Quarter
2,210	1,603	1	74	2,343	144	1,439	737	23	Fourth Quarter

UNCLASSIFIED

UNCLASSIFIED

TABLE 118 — RATES FOR USAF PERSONNEL TRIED BY COURTS-MARTIAL AND FOR NON-JUDICIAL PUNISHMENT UNDER ARTICLE 15, WORLD-WIDE, BY QUARTER, FY 1972

DATE	COURT-MARTIAL RATES FOR PERSONS TRIED - ALL COURTS			ARTICLE 15 RATES FOR PERSONS RECEIVING ARTICLE 15		
	WORLD-WIDE	CONTINENTAL US	OVERSEAS	WORLD-WIDE	CONTINENTAL US	OVERSEAS
TOTAL	<u>3.5</u>	<u>3.6</u>	<u>3.2</u>	<u>45.3</u>	<u>44.5</u>	<u>47.7</u>
First Quarter (1 Jul 1971 Through 30 Sep 1971)	0.8	0.8	0.9	9.1	8.7	10.3
Second Quarter (1 Oct 1971 Through 31 Dec 1971)	0.8	0.9	0.7	10.3	10.1	10.9
Third Quarter (1 Jan 1972 Through 31 Mar 1972)	1.0	1.0	0.7	13.0	12.9	13.2
Fourth Quarter (1 Apr 1972 Through 30 Jun 1972)	0.9	0.9	0.9	13.1	12.9	13.7

Source: Military Justice Division, Directorate of USAF Judiciary - Judge Advocate General, USAF

UNCLASSIFIED

*Components - Reserve Force³
and ROTC*

PART I

UNCLASSIFIED
COMPONENTS - RESERVE FORCES AND ROTC
AIR FORCE RESERVE

337



PART X

INTRODUCTION

The Air Force Reserve personnel statistical data contained in this section pertains to those reservists not on extended active duty (EAD). These statistical tables are designed to show the composition and characteristics of Air Force Reserve personnel and reflect the strengths, grades, and gains and losses at specific intervals throughout the fiscal year.

In general, the definitions contained herein have been taken from, or are in conformity to, the definitions included in the Air Force Regulations 45 series and Air Force Manual 35-3.

DEFINITIONS

ACTIVE DUTY FOR TRAINING - A tour of active duty (AD) reserve training under orders which provides for automatic reversion to the Air Force Reserve not on AD when the specified period of AD is completed.

ACTIVE DUTY FOR PAY ONLY - Reservists assigned to Reserve Sections in which they are paid only for their active duty for training tour. They may participate in inactive duty drill training for points only.

DRILL PAY STATUS RESERVISTS - Reservists assigned to Reserve Sections in which they are authorized to receive pay for inactive and active duty for training performed.

INACTIVE DUTY TRAINING - That training performed by a member of the Air Force Reserve while not on active duty for which point credit is authorized.

MOBILIZATION AUGMENTEE - A participating member needed to augment major command strength; to replace active force rated withdrawals; to replace active force personnel withdrawn for higher priorities (JCS, NATO, etc), to meet active forces shortages during early phase of war or general mobilization.

MILITARY SERVICE OBLIGATION (MSO) - The period that an individual must serve as a member of a Regular and/or Reserve component of the Armed Services required by law.

NONOBLIGOR - A member of the Air Force Reserve who does not have an MSO.

NONPRIOR SERVICE PERSONNEL -

a. For Purpose of Enlistment or Reenlistment - One who is subject to the initial active duty training tour for a minimum of four months.

b. For All Other Purposes - A member of the Air Force Reserve who attained draft-deferred status by enlisting in a Reserve component.

OBLIGATED RESERVE SECTION - The ORS is an active status section of the Ready Reserve. A Ready Reserve member with an MSO or a direct appointee in the USAFR whose appointment is contingent on his serving an EAD tour (with or without an MSO) who is not voluntarily or mandatorily assigned to a Ready Reserve unit or mobilization augmentation position will be assigned to the ORS.

OBLIGOR - A member of the Air Force Reserve who has an MSO.

PAID RESERVE STATUS - Reservists assigned to Drill Pay Status or Active Duty Pay Only status.

READY RESERVE - Consists of units and members of the Reserve components liable for AD in time of war, in time of national emergency declared by the Congress or the President, or when otherwise authorized by law. Reserve members not assigned to the Standby or Retired Reserve are placed in the Ready Reserve.

UNCLASSIFIED

UNCLASSIFIED
COMPONENTS -RESERVE FORCES AND ROTC, CONT'D

AIR FORCE RESERVE, CONT'D

REINFORCEMENT DESIGNEE - A member who is training to meet replacement and attritional requirements needed during a limited or general war or upon mobilization, is required to meet anticipated attritional replacements and selected active force skill shortages which cannot be precisely established by grades and AFSC's.

RESERVE OFFICER REPRESENTATION ON AIR FORCE STAFFS - The statutory authority for these personnel is contained in Sections 265, 672(d), 8019, and 8033(e), Title 10, USC.

RESERVE SECTIONS - Classification of Reservists by type, amount of training and pay authorized, and/or type of unit or categories of assignment.

RETIRED STATUS - The status of a member of the Air Force Reserve who, on the basis of law, has been determined eligible for retirement with or without pay and who is assigned upon his request or by law to the Retired Reserve.

STANDBY RESERVE - Consists of units or members of the Reserve components liable for AD only in time of war or National emergency declared by Congress or when otherwise authorized by law. Reserve members not assigned to the Ready or Retired Reserve are placed in the Standby Reserve.

UNCLASSIFIED

UNCLASSIFIED

TABLE 119 — AIR FORCE RESERVE PERSONNEL BY RESERVE SECTION, BY QUARTER — FY 1972

RESERVE SECTION	OFFICERS				AIRMEN			
	30 Sep 71	31 Dec 71	31 Mar 72	30 Jun 72	30 Sep 71	31 Dec 71	31 Mar 72	30 Jun 72
<u>AIR FORCE RESERVE - TOTAL</u>	171,778	171,915	171,041	172,386	360,803	348,893	333,314	307,733
<u>READY - TOTAL</u>	33,983	34,033	33,939	34,965	228,934	214,595	195,670	169,770
<u>PAID - TOTAL</u>	12,508	12,405	12,070	12,093	37,821	36,689	36,873	37,217
<u>DRILL PAY STATUS - TOTAL</u>	10,558	10,666	10,599	10,674	37,666	36,530	36,726	37,081
<u>18 ANNUAL DRILLS - TOTAL</u>	8,031	8,053	7,958	8,032	35,217	33,793	33,829	34,645
Airborne Early Warning & Control (ECL21).....	95	89	98	98	308	324	337	370
Military Airlift Units (C-124).....	1,700	1,518	1,227	446	7,649	6,064	4,672	1,623
Military Airlift Units - Associate (C-141).....	831	881	983	1,035	3,827	3,972	4,065	4,147
Tactical Airlift Units (C-130).....	1,270	1,340	1,277	1,667	5,770	5,946	6,099	7,480
Aerospace Rescue & Recovery Squadrons.....	165	162	164	169	764	788	797	768
Tactical Airlift Training Sq - TATS (C-130).....	24	26	26	28	201	199	202	203
Aeromedical Airlift - Associate (C-9A).....	96	94	89	93	302	280	265	278
Tactical Air Support Gps (U-3/O-2).....	95	-	-	-	481	-	-	-
Tactical Airlift Units (C-7A).....	-	92	82	199	-	418	322	834
Special Operations Gps (AC-119) (A-37).....	558	429	430	510	2,423	1,999	2,041	2,616
Military Airlift Wing (C-123).....	-	122	253	283	-	353	906	1,052
Tactical Fighter Wing (F-105).....	-	-	-	126	-	-	-	553
Aerial Port Squadrons.....	126	148	172	181	2,477	2,754	3,275	3,609
Censorship Squadrons.....	208	208	204	211	26	25	27	27
Maintenance & Supply Squadrons (Mobile).....	34	33	35	38	943	935	957	971
Military Airlift Support Squadrons (Mobile Enroute)....	82	79	80	77	1,271	1,265	1,300	1,281
Regions.....	300	288	289	294	265	285	330	357
Air Postal and Courier Groups & Flights.....	36	35	34	35	206	205	192	191
Aeromedical Evacuation Squadrons & Flights.....	468	483	499	519	1,068	1,007	1,045	1,051
Medical Service Squadrons & Flights.....	1,309	1,334	1,352	1,365	4,675	4,531	4,520	4,556
Civil Engineering Flights.....	160	153	151	150	2,525	2,380	2,368	2,468
Civil Engineering Sqs. (Heavy Repairs).....	7	11	11	15	35	54	101	204
Office Civil Defense/AF Reserve Sqs - Liaison.....	144	210	200	192	-	2	2	2
Mobilization Augmentee - Flying.....	88	86	80	83	6	7	6	4
Mobilization Augmentee - Selective Service Squadron....	235	232	227	218	-	-	-	-
<u>24 ANNUAL DRILLS - TOTAL Mob Aug - Non-flying</u>	2,527	2,613	2,641	2,642	1,489	1,499	1,446	1,413
<u>NON-PRIOR SERVICE ON ACTIVE DUTY FOR TRAINING</u>	-	-	-	-	960	1,238	1,451	1,023
<u>ACTIVE DUTY PAY ONLY - TOTAL</u>	1,950	1,739	1,471	1,419	159	159	147	136
Mobilization Augmentee-15 Days AD Training.....	1,460	1,416	1,375	1,338	124	124	121	119
Mobilization Augmentee-O/S Positions - 15 Days AD Trng...	108	113	-	-	19	31	26	17
Mobilization Augmentee-AFRes Trng Sqs - 15 Days AD Trng..	382	210	96	81	12	4	-	-
<u>NON-PAID READY - TOTAL</u>	21,475	21,628	21,869	22,872	191,113	177,906	158,797	132,553
Non-Prior Service in Delay Status.....	-	-	-	-	464	466	227	275
Reinforcement Designee - Air Reserve Squadron Trainee....	3,081	2,812	2,763	2,391	472	431	417	395
Reinforcement Designee - Ready Reinforcement Section....	1,355	1,336	1,387	1,395	59	58	65	67
Reinforcement Designee - Air Reserve Squadron.....	2,105	2,098	2,101	2,061	74	76	78	78
Obligated Reserve Section - 24 mos or more on EAD.....	7,886	8,451	8,325	8,698	185,036	171,984	153,398	127,399
Obligated Reserve Section - Less than 24 mos on EAD.....	301	370	400	359	4,765	4,511	4,224	3,975
Obligated Reserve Section - EAD Commitment.....	6,747	6,561	6,893	7,968	243	380	388	364
<u>STANDBY - NON-PAID - TOTAL</u>	48,074	47,089	45,164	44,490	22,642	21,599	20,671	19,598
Non Affiliated Reserve Section - Non-Obligors.....	7,833	7,400	6,906	6,571	1,193	1,234	1,188	1,111
Non Affiliated Reserve Section - Obligors.....	452	474	524	407	1,909	1,617	1,649	1,549
Inactive Status List Reserve Section.....	39,789	39,215	37,734	37,512	19,540	18,748	17,834	16,938
<u>RESERVE RETIRED SECTION - TOTAL</u>	89,721	90,793	91,938	92,931	109,227	112,699	116,973	118,365

Source: Personnel Division, Office of Air Force Reserve.

UNCLASSIFIED

TABLE 120 - AIR FORCE RESERVE OFFICERS BY RESERVE SECTION, BY GRADE - 30 JUNE 1972

RESERVE SECTION	TOTAL	GENERAL	COLONEL	LIEUTENANT COLONEL	MAJOR	CAPTAIN	FIRST LIEUTENANT	SECOND LIEUTENANT
AIR FORCE RESERVE - TOTAL	172,386	221	7,158	41,446	41,474	55,850	18,629	7,608
READY - TOTAL	34,965	54	1,095	3,138	7,328	10,045	8,360	4,945
PAID - TOTAL	12,093	54	665	1,669	4,321	4,028	919	437
DRILL PAY STATUS - TOTAL	10,674	54	499	1,338	3,720	3,739	887	437
48 ANNUAL DRILLS - TOTAL	8,032	11	275	834	2,712	2,983	792	425
Airborne Early Warning & Control (ECL21).....	98	-	3	5	44	38	2	6
Military Airlift Units (C-124).....	446	-	9	39	183	168	21	26
Military Airlift Units - Associate (C-141).....	1,035	1	15	43	305	559	43	69
Tactical Airlift Units (C-130).....	1,667	4	34	155	670	619	96	89
Aerospace Rescue & Recovery Squadrons.....	169	-	-	29	79	50	4	7
Tactical Airlift Training Sq.-TATS (C-130).....	28	-	1	3	15	8	1	-
Aeromedical Airlift-Associate (C-9A).....	93	-	-	7	23	32	13	18
Tactical Airlift Units (C-7A).....	199	-	1	16	78	82	6	16
Special Operations Group (AC-119/A-37).....	510	-	7	45	177	209	41	31
Aerial Port Squadrons.....	181	-	-	13	58	61	35	14
Censorship Squadrons.....	211	-	13	29	74	80	13	2
Maintenance & Supply Squadrons (Mobile).....	38	-	-	4	12	17	5	-
Military Airlift Support Sqs (Mobile Enroute).....	77	-	-	4	28	36	9	-
Regions.....	294	4	36	49	123	67	8	7
Air Postal & Courier Groups & Flights.....	35	-	2	4	9	13	6	1
Aeromedical Evacuation Squadrons & Flights.....	519	-	1	9	82	240	143	44
Medical Service Squadrons & Flights.....	1,365	-	31	162	358	465	291	58
Office Civil Defense/Air Force Reserve Sqs-Liaison...	192	-	50	68	68	6	-	-
Mobilization Augmentee - Flying.....	83	1	18	14	32	17	1	-
Mobilization Augmentee - Selective Service Sq.....	218	-	48	84	79	7	-	-
Tactical Airlift Units (C-123).....	283	1	5	28	105	114	15	15
Tactical Fighter Wing (F105).....	126	-	1	12	54	45	11	3
Civil Engineering Flights.....	150	-	-	11	51	45	25	18
Civil Engineering Sqs (Heavy Repairs).....	15	-	-	1	5	5	3	1
24 ANNUAL DRILLS - TOTAL MOB. AUG. - Non-Flying	2,642	43	224	504	1,008	756	95	12
ACTIVE DUTY PAY ONLY - TOTAL	1,419	-	166	331	601	289	32	-
Mobilization Augmentee- 15 days A/D Training.....	1,338	-	162	321	555	272	28	-
Mobilization Augmentee-O/S Positions-15 Days AD Trng.	81	-	4	10	46	17	4	-
NON-PAID READY - TOTAL	22,872	-	430	1,469	3,007	6,017	7,441	4,508
Reinforcement Designee-Air Reserve Sq. (Trainee).....	2,391	-	124	814	1,272	165	16	-
Reinforcement Designee-Air Reserve Squadron.....	1,395	-	87	151	775	299	28	55
Reinforcement Designee-Ready Reinforcement Section...	2,061	-	219	504	957	353	27	1
Obligated Reserve Section-24 mos or more on EAD.....	8,698	-	-	-	3	3,616	4,586	493
Obligated Reserve Section-Less than 24 mos on EAD....	7,968	-	-	-	-	1,379	2,690	3,899
Obligated REserve Section-EAD Commitment.....	359	-	-	-	-	205	94	60
STANDBY - NON-PAID - TOTAL	44,490	14	217	888	4,338	32,191	6,585	257
Non-Affiliated Reserve Section - Non-Obligors.....	6,571	3	120	367	1,363	3,773	846	99
Non-Affiliated Reserve Section - Obligors.....	407	-	-	-	2	268	121	16
Inactive Status List Reserve Section.....	37,512	11	97	521	2,973	28,150	5,618	142
RESERVE RETIRED SECTION - TOTAL	92,931	153	5,846	37,420	29,808	13,614	3,684	2,406

Source: Personnel Division, Office of Air Force Reserve

UNCLASSIFIED

UNCLASSIFIED

TABLE 121 - AIR FORCE RESERVE AIRMEN BY RESERVE SECTION, BY GRADE - 30 JUNE 1972

RESERVE SECTION	TOTAL	Chief Master Sergeant	Senior Master Sergeant	Master Sergeant	Technical Sergeant	Staff Sergeant	Sergeant	Airman First Class	Airman	Basic Airman
<u>AIR FORCE RESERVE - TOTAL</u>	307,733	6,084	12,305	44,278	48,860	71,800	104,205	14,443	4,513	1,245
<u>READY - TOTAL</u>	169,770	330	881	3,612	4,136	42,780	99,655	13,342	4,029	1,005
<u>PAID - TOTAL</u>	37,217	322	850	3,372	4,021	8,106	9,984	7,101	3,035	426
<u>DRILL PAY STATUS - TOTAL</u>	37,081	319	835	3,302	4,009	8,082	9,974	7,099	3,035	426
<u>48 ANNUAL DRILLS - TOTAL</u>	34,645	286	786	3,036	3,821	7,713	9,677	6,905	2,299	122
Airborne Early Warning & Control (EC121).....	370	6	15	73	67	75	53	66	13	2
Military Airlift Units (C-124).....	1,623	24	36	201	199	365	460	244	90	4
Military Airlift Units-Associate (C-141).....	4,147	52	126	504	578	832	1,130	731	184	10
Tactical Airlift Units (C-130).....	7,480	68	196	761	922	1,683	1,893	1,401	535	21
Aerospace Rescue & Recovery Squadrons.....	768	8	26	81	113	160	150	190	36	4
Tactical Airlift Training Sq.-TATS (C-130)....	203	1	7	29	49	76	31	6	4	-
Aeromedical Airlift-Associate (C-9A).....	278	3	6	22	31	76	85	49	6	-
Tactical Airlift Units (C-7A).....	834	10	28	86	95	154	298	130	29	4
Special Operations Group (AC-119/A-37).....	2,616	23	67	210	318	500	674	590	227	7
Aerial Port Squadrons.....	3,609	20	56	211	296	697	971	946	390	22
Censorship Squadrons.....	27	1	5	3	7	7	2	1	1	-
Maintenance and Supply Squadrons (Mobile)....	971	7	6	57	103	284	394	99	18	3
Military Airlift Support Sq (Mobile Enroute).	1,281	6	24	59	125	283	430	272	76	6
Regions.....	357	24	35	69	26	52	55	79	16	1
Air Postal & Courier Groups & Flights.....	191	8	7	15	12	23	62	57	7	-
Civil Engineering Flights.....	2,468	9	35	124	264	492	622	657	255	10
Civil Engineering Sq (Heavy Repairs).....	204	-	1	17	16	24	32	55	54	5
Tactical Airlift Units (C-123).....	1,052	8	28	106	123	254	284	159	90	-
Tactical Fighter Wing (F-105).....	553	7	18	56	77	132	150	97	16	-
Aeromedical Evacuation Sq & Flts.....	1,051	-	19	48	68	223	394	239	59	1
Medical Service Sq & Flts	4,556	1	44	299	332	1,321	1,507	837	193	22
Office Civil Defense/AF Reserve Sq Liaison...	2	-	-	2	-	-	-	-	-	-
Mobilization Augmentee - Flying.....	4	-	1	3	-	-	-	-	-	-
<u>24 ANNUAL DRILLS - TOTAL Mob. Aug. - Non-Fly*</u>	1,413	33	49	266	188	369	297	181	30	6
<u>NON-PRIOR SERVICE ON A/D FOR TRAINING</u>	1,023	-	-	-	-	-	-	13	706	304
<u>ACTIVE DUTY PAY ONLY-TOTAL</u>	136	3	15	70	12	24	10	2	-	-
Mobilization Aug-O/S Positions-15 Days AD.....	17	-	-	11	1	3	2	-	-	-
Mobilization Aug-AFRes Trng Sq-15Days AD.....	119	3	15	59	11	21	8	2	-	-
<u>NON-PAID READY - TOTAL</u>	122,553	8	31	240	115	34,674	89,671	6,241	994	579
Non-Prior Service in Delay Status.....	275	-	-	-	-	-	-	-	9	266
Reinforcement Designee-Air Reserve Sq.(Trainer)	395	4	14	177	59	117	23	1	-	-
Reinforcement Designee-Air Reserve Squadron...	78	1	7	33	9	20	8	-	-	-
Reinforcement Designee-Ready Reinforce Sec....	67	3	10	28	4	12	9	1	-	-
Obligated Res Section-24 mos or more on EAD...	127,399	-	-	2	33	34,161	88,424	4,172	377	230
Obligated Res Section-Less than 24 mos on EAD.	3,975	4	-	-	6	332	1,097	1,938	544	78
Obligated Res Section-EAD Commitment.....	364	-	-	-	4	32	110	149	64	5
<u>STANDBY - NON-PAID - TOTAL</u>	19,598	600	1,084	4,230	5,891	5,714	1,807	417	93	62
Non-Affiliated Res Section-Non-Obligors.....	1,111	19	38	155	184	422	210	68	11	4
Non-Affiliated Res Section-Obligors.....	1,549	-	-	1	21	679	573	178	62	35
Inactive Status List Reserve Section.....	16,938	581	1,046	4,074	5,386	4,613	1,024	171	20	23
<u>RESERVE RETIRED SECTION - TOTAL</u>	118,365	5,154	10,340	36,436	39,133	23,306	2,743	684	391	178

Source: Personnel Division, Office of Air Force Reserve

UNCLASSIFIED

UNCLASSIFIED

TABLE 122 -- AIR FORCE RESERVE OFFICER GAINS AND LOSSES BY SELECTED CATEGORIES FOR FY 1972

GAINS & LOSSES - OFFICERS & W/O	TOTAL RESERVE	TOTAL READY STATUS	TOTAL SELECTED RESERVE	TOTAL STANDBY STATUS
<u>STRENGTH - Beginning</u>	169,558	34,364	10,760	47,181
<u>AGGREGATE GAINS</u>	20,049	16,531	2,308	10,358
<u>Total Gains by Type</u>	20,049	13,959	791	4,619
Direct Appointments.....	2,872	2,857	289	5
Transfer from Other Services.....	38	38	32	-
Reappointments.....	26	5	1	4
Commissioned from AFROTC.....	4,442	4,442	1	-
Transferred from Extended Active Duty without Obligation.....	3,352	111	89	3,236
Transferred from Extended Active Duty with Obligation.....	6,280	6,017	92	263
Errors.....	178	104	21	48
Commissioned from Warrant Officer or Enlisted.....	191	188	176	-
Transferred from Air National Guard.....	1,297	197	90	1,063
Placement on Retired Reserve List.....	1,373	-	-	-
<u>Total Transfers</u>	-	2,572	1,517	5,739
From Drill Pay Status.....	-	-	-	1,230
From Active Duty Pay Only.....	-	-	249	124
From Non-Pay Status - Ready.....	-	-	450	4,371
From Non-Pay Status - Standby.....	-	2,553	812	-
From Retired.....	-	19	6	14
<u>AGGREGATE LOSSES</u>	17,221	15,930	2,394	13,049
<u>Total Losses by Type</u>	17,221	7,815	228	8,656
Resigned Commission Other Than Cause.....	4,196	126	16	4,065
Deceased.....	815	29	13	80
Ordered to Extended Active Duty.....	7,147	6,993	61	149
Reported in Error as Gain.....	186	106	17	74
Termination of Commission for Cause.....	3,905	158	6	3,722
Transfer to Air National Guard.....	907	384	111	522
Involuntarily Ordered to Active Duty.....	-	-	-	-
Transferred to Other Services.....	65	19	4	44
<u>Total Transfers</u>	-	8,115	2,166	4,393
To Drill Pay Status.....	-	-	-	812
To Active Duty Pay Only.....	-	-	95	86
To Non-Pay Status - Ready.....	-	-	351	1,655
To Non-Pay Status - Standby.....	-	5,725	1,230	-
To Retired.....	-	2,390	490	1,840
<u>STRENGTH-Ending</u>	172,386	34,965	10,674	44,490

Source: Personnel Division, Office of Air Force Reserve.

UNCLASSIFIED

UNCLASSIFIED

TABLE 123 - AIR FORCE RESERVE AIRMEN GAINS AND LOSSES BY SELECTED CATEGORIES FOR FY 1972

GAINS & LOSSES - AIRMEN	TOTAL RESERVE	TOTAL READY STATUS	TOTAL SELECTED RESERVED	TOTAL STANDBY STATUS
STRENGTH - BEGINNING.	373,102	211,017	39,420	60,259
AGGREGATE GAINS:	91,196	105,929	11,601	4,296
Total Gains by Type:	91,196	69,727	6,163	1,053
Transfer from Other Services	337	337	329	-
Transfer from Extended Active Duty without Obligation.	16	9	-	7
Transfer from Extended Active Duty with Obligation.	59,239	58,687	32	552
Retired Airmen Transferred to Complete 30 Years	24,070	-	-	-
Enlisted Non-Prior Service - Under 26	3,042	3,042	227	-
Enlisted Non-Prior Service - 26 and Over	4	4	-	-
Enlisted within 30 Days After Separation from AMS	729	729	726	-
Enlisted after more than 30 Days After Separation from AMS.	449	448	443	-
Enlisted after more than 30 Days After Separation from USAFR.	347	347	345	-
Transfer from Air National Guard.	2,140	1,664	203	440
Placement on Retired Reserve List	9	-	-	-
Gain from temporary retirement	94	93	-	1
Enlisted - TRY ONE Program	87	87	87	-
Accessions	-	3,748	3,604	-
Errors	633	532	167	53
Total Transfers:	-	36,202	5,438	3,243
From Drill Pay Status	-	-	3,078	1,971
From Active Duty Pay Only	-	-	23	45
From Non-Pay Status - Ready	-	-	2,110	1,217
From Non-Pay Status - Standby	-	36,176	203	-
From Retired	-	26	24	10
AGGREGATE LOSSES:	156,565	147,176	13,940	44,957
Total Losses by Type	156,565	143,675	8,372	8,579
Deceased	895	185	47	205
Ordered to Extended Active Duty.	85	72	65	13
Enlisted in Regular Establishment - Under 26	13	13	10	-
Enlisted in Regular Establishment - All Others	2,995	2,930	165	65
Discharge Non-Prior Service - Under 26	402	125	46	276
Commissioned from Reserve Enlisted Status	211	208	203	2
Discharge Expiration Term of Service or Obligation	144,991	130,007	3,102	7,523
Other Discharges	1,244	999	112	228
Transfer to Air National Guard	1,679	1,597	358	75
Involuntarily Ordered to Active Duty (Draft Deferred).	156	154	132	2
Accessions	-	3,748	3,604	-
Reported in error as gain.	3,378	3,167	318	146
Transferred to Other Services.	516	470	210	44
Total Transfers:	-	3,501	5,568	36,378
To Drill Pay Status	-	-	-	203
To Active Duty Pay Only	-	-	16	7
To Non-Pay Status - Ready	-	-	3,364	35,966
To Non-Pay Status - Standby	-	3,233	2,000	-
To Retired	-	268	188	202
STRENGTH - Ending	307,733	169,770	37,081	19,598

Source: Personnel Division, Office of Air Force Reserve.

UNCLASSIFIED

UNCLASSIFIED

TABLE 124 — GAINS AND LOSSES OF AIR FORCE RESERVE PILOTS ASSIGNED TO THE SELECTED RESERVES AT END OF FY 1970 THROUGH FY 1972

GAINS & LOSSES	FY 1970	FY 1971	FY 1972
	PILOTS	PILOTS	PILOTS
<u>STRENGTH — BEGINNING</u>	<u>2,073</u>	<u>2,388</u>	<u>2,394</u>
<u>AGGREGATE GAINS</u> :.....	<u>745</u>	<u>604</u>	<u>614</u>
<u>Total Gains By Type</u> :.....	<u>313</u>	<u>272</u>	<u>278</u>
Direct Appointments.....	-	-	-
Transfer from Other Services.....	-	-	-
Reappointments.....	-	-	-
Commissioned from AFROTC.....	-	-	-
Transfer from EAD w/out Obligation.....	1	-	-
Transfer from EAD with Obligation.....	-	-	-
Errors.....	11	3	52
Commissioned from W/O or Enlisted.....	-	1	-
Transfer from Air National Guard.....	17	17	27
Gain to Flying Status.....	284	251	199
<u>Total Transfer Gains</u> :.....	<u>432</u>	<u>332</u>	<u>336</u>
From Drill Pay Status.....	9	6	4
From Active Duty Only.....	3	-	3
From Non-Pay Status - Ready.....	64	42	75
From Non-Pay Status - Standby.....	355	282	251
From Retired.....	1	2	3
<u>AGGREGATE LOSSES</u> :.....	<u>430</u>	<u>598</u>	<u>708</u>
<u>Total Losses By Type</u> :.....	<u>101</u>	<u>149</u>	<u>247</u>
Resigned Commission Other Than Cause.....	-	1	1
Deceased.....	4	-	3
Ordered to Extended Active Duty.....	8	10	2
Reported in Error as Gain.....	2	56	4
Termination of Commission for Cause.....	-	1	1
Transfer to Air National Guard.....	30	17	24
Revocation of Orders.....	-	-	-
Expiration Current Appointment.....	-	-	-
Loss to Fly Status.....	57	64	212
<u>Total Transfer Losses</u> :.....	<u>329</u>	<u>449</u>	<u>461</u>
To Drill Pay Status.....	11	14	9
To Active Duty Only.....	5	10	9
To Non-Pay Status - Ready.....	11	20	112
To Non-Pay Status - Standby.....	277	328	243
To Retired.....	25	77	88
<u>STRENGTH — ENDING</u>	<u>2,388</u>	<u>2,394</u>	<u>2,300</u>

Source: Office of Air Force Reserve, Personnel Division

UNCLASSIFIED

(This page is Unclassified)

TABLE 125 - RESERVE OFFICER REPRESENTATION ON AIR FORCE STAFFS - 30 JUNE 1972

LOCATION	TOTAL	GENERAL	COLONEL	LIEUTENANT COLONEL	MAJOR	CAPTAIN
<u>OFFICE OF THE SECRETARY OF THE AIR FORCE</u>						
Deputy for Reserve Affairs.....	2	-	2	-	-	-
Office of Information.....	1	-	-	1	-	-
Personnel Council.....	1	-	1	-	-	-
<u>HQS USAF STAFF</u>						
Director of Budget*.....	1	-	1	-	-	-
Director of Aerospace Programs*.....	1	-	1	-	-	-
Director of Civil Engineering*.....	1	-	-	1	-	-
Director of Personnel Planning*.....	4	-	-	2	1	1
Director of Operations*.....	1	-	-	1	-	-
Director of Plans*.....	1	-	1	-	-	-
Air Force Military Personnel Center.....	1	-	1	-	-	-
Director of Personnel Programs.....	1	-	-	-	1	-
Director of Manpower & Organization	1	-	-	1	-	-
Director Of Command Control & Communication.....	-	-	-	-	-	-
The Inspector General.....	1	-	1	-	-	-
ACS/Intelligence.....	-	-	-	-	-	-
<u>MAJOR COMMANDS</u>						
Aerospace Defense Command.....	2	-	1	-	1	-
Air Force Logistics Command.....	1	-	1	-	-	-
Air Force Systems Command.....	1	-	1	-	-	-
Air Training Command.....	1	-	-	-	1	-
Military Airlift Command.....	5	-	4	1	-	-
Tactical Air Command.....	3	-	2	1	-	-
Headquarters Command.....	2	-	1	1	-	-
Air Force Accounting & Finance Center.....	1	-	1	-	-	-
USAF Academy.....	1	-	-	1	-	-
Hqs Air Reserve Personnel Center.....	7	-	4	2	1	-
<u>OFFICE OF AIR FORCE RESERVE</u>	16	2	6	3	5	-
<u>HQS AIR FORCE RESERVE</u>	28	1	4	5	10	8
<u>OSD RESERVE FORCES POLICY BOARD</u>	1	1	-	-	-	-
<u>OSD OFFICE OF RESERVE AFFAIRS</u>	-	-	-	-	-	-
TOTAL.....	86	4	33	20	20	9

* Indicates 8033 Officers with only one in Director of Personnel Planning.

SOURCE: Personnel Division, Office of Air Force Reserve.

(This page is Unclassified)

TABLE 126 - AGE (IN MONTHS) DISTRIBUTION OF AIR FORCE RESERVE ACTIVE

MISSION DESIGN SERIES	AVERAGE AGE IN MONTHS	TOTAL AIRCRAFT	AGE GROUP (IN MONTHS)												
			1-12	13-24	25-36	37-48	49-60	61-72	73-84	85-96	97-108	109-120	121-132	133-144	
F-105D	119.8	26	-	-	-	-	-	-	-	-	-	4	10	10	2
FIGHTER	119.8	26	-	-	-	-	-	-	-	-	-	4	10	10	2
F-105F	95.0	1	-	-	-	-	-	-	-	-	1	-	-	-	-
FIGHTER	95.0	1	-	-	-	-	-	-	-	-	1	-	-	-	-
EC-121D	197.8	7	-	-	-	-	-	-	-	-	-	-	-	-	-
RC-130A	162.2	7	-	-	-	-	-	-	-	-	-	-	-	-	-
RECON	180.0	14	-	-	-	-	-	-	-	-	-	-	-	-	-
WC-97G	215.0	1	-	-	-	-	-	-	-	-	-	-	-	-	-
WC-130H	84.2	5	-	-	-	-	-	-	-	3	2	-	-	-	-
WC-14B	235.2	4	-	-	-	-	-	-	-	-	-	-	-	-	-
SR + RESCUE	157.7	10	-	-	-	-	-	-	-	3	2	-	-	-	-
C-7A	77.0	36	-	-	-	-	-	-	30	-	-	-	-	3	3
C-119G	211.6	8	-	-	-	-	-	-	-	-	-	-	-	-	-
C-119K	224.0	4	-	-	-	-	-	-	-	-	-	-	-	-	-
VC-121C	197.0	1	-	-	-	-	-	-	-	-	-	-	-	-	-
C-121G	215.0	2	-	-	-	-	-	-	-	-	-	-	-	-	-
C-123K	192.2	22	-	-	-	-	-	-	-	-	-	-	-	-	-
C-124C	221.4	21	-	-	-	-	-	-	-	-	-	-	-	-	-
C-130A	182.2	68	-	-	-	-	-	-	-	-	-	-	-	-	-
C-130P	141.3	33	-	-	-	-	-	-	-	-	-	-	-	10	5
VT-29B	240.5	2	-	-	-	-	-	-	-	-	-	-	-	-	-
VT-29D	206.0	1	-	-	-	-	-	-	-	-	-	-	-	-	-
CARGO	164.7	198	-	-	-	-	-	-	30	-	-	-	-	13	8
WH-34J	154.6	30	-	-	-	-	-	-	-	-	-	-	-	-	-
HELICOPT	154.6	30	-	-	-	-	-	-	-	-	-	-	-	-	-
A-37A	183.5	18	-	-	-	-	-	-	-	-	-	-	-	-	-
A-37B	18.4	44	11	24	8	1	-	-	-	-	-	-	-	-	-
ATTACK	66.3	62	11	24	8	1	-	-	-	-	-	-	-	-	-
UC-123K	187.1	11	-	-	-	-	-	-	-	-	-	-	-	-	-
U-3A	173.0	10	-	-	-	-	-	-	-	-	-	-	-	-	-
UTILITY	180.4	21	-	-	-	-	-	-	-	-	-	-	-	-	-
GRAND TOTAL	144.9	362	11	24	8	1	-	30	3	3	4	10	23	10	

Source: Directorate of Air Staff Systems, Air Force Data Services Center, AFDA.

DOWNGRADED TO:
 DECLASSIFY ON: 31 DEC 1974
 CLASSIFIED BY: DSC
 AUTH: APM 65-110, 26 JUN 1968

AIRCRAFT BY MISSION, DESIGN, AND SERIES, WORLD-WIDE -- 30 JUNE 1972

AGE GROUP (IN MONTHS)														MISSION DESIGN SERIES
145-154	157-168	169-180	181-192	193-204	205-216	217-228	229-240	241-252	253-264	265-276	277-288	289-300	OVER 300	
-	-	-	-	-	-	-	-	-	-	-	-	-	-	F-105D
-	-	-	-	-	-	-	-	-	-	-	-	-	-	FIGHTER
-	-	-	-	-	-	-	-	-	-	-	-	-	-	F-105F
-	-	-	-	-	-	-	-	-	-	-	-	-	-	FIGHTER
1	5	-	2	4	1	-	-	-	-	-	-	-	-	EC-121D
1	5	-	2	5	1	-	-	-	-	-	-	-	-	RC-130A
-	-	-	-	-	-	-	-	-	-	-	-	-	-	RECON
-	-	-	-	-	1	-	-	-	-	-	-	-	-	HC-97G
-	-	-	-	-	-	-	4	-	-	-	-	-	-	HC-130H
-	-	-	-	-	-	-	-	4	-	-	-	-	-	HU-16B
-	-	-	-	-	1	-	4	-	-	-	-	-	-	SR + RESCUE
-	-	-	-	-	-	-	-	-	-	-	-	-	-	C-7A
-	-	-	-	2	4	2	-	-	-	-	-	-	-	C-119G
-	-	-	-	-	-	4	-	-	-	-	-	-	-	C-119K
-	-	-	-	1	-	-	-	-	-	-	-	-	-	VC-121C
-	-	-	-	2	-	-	-	-	-	-	-	-	-	C-121G
-	-	1	9	12	-	-	-	-	-	-	-	-	-	C-123K
-	6	25	24	13	7	10	4	-	-	-	-	-	-	C-124C
17	1	-	-	-	-	-	-	-	-	-	-	-	-	C-130A
-	-	-	-	-	-	-	1	1	-	-	-	-	-	C-130R
-	-	-	-	-	1	-	-	-	-	-	-	-	-	VT-29B
-	-	-	-	-	-	-	-	-	-	-	-	-	-	VT-29D
17	7	26	33	28	14	16	5	1	-	-	-	-	-	CARGO
24	-	4	2	-	-	-	-	-	-	-	-	-	-	HH-34J
24	-	4	2	-	-	-	-	-	-	-	-	-	-	HELICOP
-	-	-	18	-	-	-	-	-	-	-	-	-	-	A-37A
-	-	-	-	-	-	-	-	-	-	-	-	-	-	A-37B
-	-	-	18	-	-	-	-	-	-	-	-	-	-	ATTACK
-	1	3	1	6	-	-	-	-	-	-	-	-	-	UC-123K
-	4	5	1	-	-	-	-	-	-	-	-	-	-	U-3A
-	5	8	2	6	-	-	-	-	-	-	-	-	-	UTILITY
42	17	38	57	39	16	16	9	1	-	-	-	-	-	GRAND TOTAL

TABLE 127 -- AEROSPACE VEHICLE INVENTORY BY FUNCTIONAL DISTRIBUTION -- 30 JUNE 1972

MISSION DESIGN SERIES	TOTAL	ACTIVE											IN-ACTIVE TOTAL	
		TOTAL ACTIVE	OPERATING							NON-OPERATING				
			TOTAL OPERATING ACTIVE	TAC. & COM SUPP	TRNG	OPER SUPP	ADMIN	SPEC ACTY UTIL TRAN	TEST & TEST SUPP	TOTAL NON-OPER. ACT	MAINT MOD IRAN	OTHER		
* AIR FORCE RESERVE														*
F105C	26	26	7	7							19	16	3	
F105F	1	1									1	1		
F105	27	27	7	7							20	17	3	
FIGHTER TACT JET	27	27	7	7							20	17	3	
FIGHTER TACT	27	27	7	7							20	17	3	
FIGHTER	27	27	7	7							20	17	3	
EC121C	7	7	5	5							2	1	1	
C121	7	7	5	5							2	1	1	
RECON TACT RCP	7	7	5	5							2	1	1	
RC130A	7	7	5	5							2	2		
C130	7	7	5	5							2	2		
RECON TACT TUR	7	7	5	5							2	2		
RECON TACT	14	14	10	10							4	3	1	
RECON	14	14	10	10							4	3	1	
HC 97C	1	1	1	1										
C 97	1	1	1	1										
HU 16E	4	3	3	3										1
U 16	4	3	3	3										1
SR&RESCUE RCP	5	4	4	4										1

DOWNGRADED TO:
 DECLASSIFY ON: 31 DEC 1974
 CLASSIFIED BY: DSC
 AUTH: AFM 65-110, 26 JUN 1968

TABLE 127 - AEROSPACE VEHICLE INVENTORY BY FUNCTIONAL DISTRIBUTION - 30 JUNE 1972

MISSION DESIGN SERIES	TOTAL	ACTIVE											IN-ACTIVE TOTAL	
		TOTAL ACTIVE	OPERATING							NON-OPERATING				
			TOTAL OPERATING ACTIVE	TAC. & COM SUPP	TRNG	OPER SUPP	ADMIN	SPEC ACTY UTIL TRAN	TEST & TEST SUPP	TOTAL NON-OPER. ACT	MAINT MOD IRAN	OTHER		
* AIR FORCE RESERVE														*
HC130P	5	5	5	5										
C130	5	5	5	5										
SR&RESCUE MED TUR	5	5	5	5										
SR&RESCUE MED	10	9	9	9										1
SR&RESCUE	10	9	9	9										1
C119G	8	8	6	6						2			2	
C119K	4	4	3	3	3					1	1			
C119	12	12	9	6	3					3	1		2	
C124C	21	20	18	18						2			2	1
C124	21	20	18	18						2			2	1
CARGO TACT RCP	33	32	27	24	3					5	1		4	1
C130A	68	68	59	59						9	8		1	
C130E	33	33	27	27						6	6			
C130	101	101	86	86						15	14		1	
CARGO TACT TUR	101	101	86	86						15	14		1	
CARGO TACT	134	133	113	110	3					20	15		5	1
VC121C	1	1	1						1					
C121G	2	2	2	2										
C121	3	3	3	2					1					
CARGO HEAVY RCP	3	3	3	2					1					
CARGO HEAVY	3	3	3	2					1					

TABLE 127 -- AEROSPACE VEHICLE INVENTORY BY FUNCTIONAL DISTRIBUTION -- 30 JUNE 1972														
MISSION DESIGN SERIES	TOTAL	ACTIVE										IN-ACTIVE TOTAL		
		TOTAL ACTIVE	OPERATING						NON-OPERATING					
			TOTAL OPERATING ACTIVE	TAC. & COM SUPP	TRNG	OPER SUPP	ADMIN	SPEC ACTY UTIL TRAN	TEST & TEST SUPP	TOTAL NON-OPER. ACT	MAINT MOD IRAN		OTHER	
* AIR FORCE RESERVE													*	
U 3A	10	10	8	8							2		2	
U 3	10	10	8	8							2		2	
UTILITY RCP	10	10	8	8							2		2	
UTILITY	10	10	8	8							2		2	
UC123K	11	11	11	11										
C123	11	11	11	11										
UTILITY ASLT RCP	11	11	11	11										
UTILITY ASLT	11	11	11	11										
UTILITY	21	21	19	19							2		2	
TOTAL	362	353	306	299	3		1	3			47	35	12	9

Source: Directorate of Air Staff Systems, Air Force Data Services Center, AFDA.

[REDACTED]

(This page is Unclassified)

COMPONENTS - RESERVE FORCES AND ROTC (CONTINUED)

AIR NATIONAL GUARD



DEFINITIONS

AIR NATIONAL GUARD AUTHORIZED STRENGTH - Total manning authorized under appropriate Tables of Organization, Tables of Distribution, and Unit Manning Documents currently augmented and/or reduced by the National Guard Bureau.

PROGRAM STRENGTH - Manning objective, applicable to units in being or scheduled for activation by a specified period of time.

(This page is Unclassified)

[REDACTED]

UNCLASSIFIED

TABLE 128 — AIR NATIONAL GUARD PERSONNEL GRADE AND AGE ANALYSIS — 30 JUNE 1972

GRADE	TOTAL	AGE GROUPING BY YEARS										AVERAGE AGE
		17-20	21-25	26-30	31-35	36-40	41-45	46-50	51-55	56-60	61-65	
<u>TOTAL OFFICER</u>	11,489	10	888	2,509	2,430	2,475	1,541	999	561	73	3	36
General.....	74	-	-	-	-	-	-	20	40	12	2	53
Colonel.....	366	-	-	-	-	1	26	155	162	22	-	50
Lieutenant Colonel.....	1,433	-	-	-	2	164	422	561	263	21	-	46
Major.....	3,138	-	-	4	294	1,650	963	210	17	-	-	40
Captain.....	3,649	-	-	1,098	1,809	620	120	2	-	-	-	33
First Lieutenant.....	1,436	-	139	994	266	36	1	-	-	-	-	29
Second Lieutenant.....	1,232	10	749	413	59	-	-	-	-	1	-	25
Warrant Officer.....	161	-	-	-	-	4	9	51	79	17	1	51
<u>TOTAL AIRMAN</u>	77,748	10,787	35,288	12,681	5,875	5,649	3,760	1,941	1,389	371	7	27
Chief Master Sergeant..	946	-	-	-	20	125	237	254	245	65	-	47
Senior Master Sergeant..	1,785	-	-	8	165	413	545	309	286	59	-	44
Master Sergeant.....	5,794	-	5	202	1,037	1,783	1,403	714	497	149	4	41
Technical Sergeant.....	9,015	-	689	2,018	2,462	2,085	1,011	448	232	69	1	35
Staff Sergeant.....	18,271	72	8,312	6,278	1,740	1,022	500	200	117	28	2	28
Sergeant.....	21,116	1,461	15,615	3,422	356	181	54	14	12	1	-	24
Airman First Class.....	13,814	4,806	8,202	672	89	35	8	2	-	-	-	22
Airman.....	5,760	3,720	1,958	72	4	4	2	-	-	-	-	20
Airman Basic.....	1,247	728	507	9	2	1	-	-	-	-	-	20

Source: Personnel Division, Plans Policy and Systems Branch, National Guard Bureau

UNCLASSIFIED

UNCLASSIFIED

TABLE 129 - AUTHORIZED AND ASSIGNED AIR NATIONAL GUARD PERSONNEL IN FEDERALLY RECOGNIZED UNITS BY STATE AND THE US POSSESSION OF PUERTO RICO - 30 JUNE 1972

STATES AND US POSSESSIONS	FEDERAL RECOGNIZED UNIT	AUTHORIZED STRENGTH				ASSIGNED STRENGTH			
		TOTAL	OFFICER	WARRANT OFFICER	AIRMAN	TOTAL	OFFICER	WARRANT OFFICER	AIRMAN
<u>TOTAL</u>	<u>1,014</u>	<u>104,040</u>	<u>14,150</u>	<u>-</u>	<u>89,890</u>	<u>89,237</u>	<u>11,328</u>	<u>161</u>	<u>77,748</u>
<u>UNITED STATES</u>									
<u>TOTAL -</u>	<u>1,004</u>	<u>102,902</u>	<u>13,993</u>	<u>-</u>	<u>88,909</u>	<u>88,174</u>	<u>11,204</u>	<u>160</u>	<u>76,810</u>
Alabama	25	3,215	386	-	2,829	2,603	294	6	2,303
Alaska	9	747	110	-	637	568	85	-	483
Arizona	20	2,363	336	-	2,027	1,830	236	4	1,590
Arkansas	20	2,085	243	-	1,842	1,950	202	3	1,745
California	57	5,507	698	-	4,809	4,933	559	13	4,361
Colorado	15	1,658	246	-	1,412	1,279	166	3	1,110
Connecticut	11	1,173	147	-	1,026	968	101	3	864
Delaware	12	700	123	-	577	824	126	2	696
Dist. of Columbia	13	1,414	160	-	1,254	1,094	129	4	961
Florida	8	947	106	-	841	788	87	4	697
Georgia	30	3,430	569	-	2,861	3,014	423	8	2,583
Hawaii	16	1,791	188	-	1,603	1,572	171	1	1,400
Idaho	8	949	108	-	841	826	80	3	743
Illinois	29	3,110	436	-	2,674	2,807	375	-	2,432
Indiana	22	1,909	258	-	1,651	1,697	209	1	1,487
Iowa	19	2,037	271	-	1,766	1,774	213	5	1,556
Kansas	19	1,660	185	-	1,475	1,399	151	2	1,246
Kentucky	11	1,028	133	-	895	924	116	1	807
Louisiana	12	1,124	129	-	995	929	108	3	818
Maine	11	1,408	180	-	1,228	1,203	144	-	1,059
Maryland	18	1,644	256	-	1,388	1,411	220	1	1,190
Massachusetts	26	2,784	329	-	2,455	2,254	243	5	2,006
Michigan	28	2,797	388	-	2,409	2,251	283	1	1,967
Minnesota	24	2,074	290	-	1,784	1,769	266	2	1,501
Mississippi	24	2,168	268	-	1,900	2,021	247	1	1,773
Missouri	27	2,583	391	-	2,192	2,347	352	2	1,993
Montana	8	977	109	-	868	918	88	1	829
Nebraska	10	1,043	149	-	894	911	129	-	782
Nevada	9	953	107	-	846	781	87	1	693
New Hampshire	12	701	122	-	579	800	137	-	663
New Jersey	28	3,054	410	-	2,644	2,450	301	3	2,146
New Mexico	9	929	121	-	808	803	84	-	719
New York	55	5,408	841	-	4,567	4,560	661	11	3,888
North Carolina	15	993	145	-	848	1,033	138	1	894
North Dakota	8	1,010	138	-	872	1,016	123	-	893

UNCLASSIFIED

(This page is Unclassified)

TABLE 129 — AUTHORIZED AND ASSIGNED AIR NATIONAL GUARD PERSONNEL IN FEDERALLY RECOGNIZED UNITS BY STATE AND THE US POSSESSION OF PUERTO RICO — 30 JUNE 1972 (CONTINUED)

STATES AND US POSSESSIONS	FEDERAL RECOGNIZED UNIT	AUTHORIZED STRENGTH				ASSIGNED STRENGTH			
		TOTAL	OFFICER	WARRANT OFFICER	AIRMAN	TOTAL	OFFICER	WARRANT OFFICER	AIRMAN
Ohio	49	5,290	658	-	4,632	4,520	522	5	3,993
Oklahoma	25	2,544	428	-	2,116	2,139	304	5	1,830
Oregon	15	2,006	285	-	1,721	1,414	179	7	1,228
Pennsylvania	43	4,848	669	-	4,179	3,949	523	13	3,413
Rhode Island	12	1,287	228	-	1,059	1,001	144	6	851
South Carolina	10	1,116	117	-	999	931	92	1	838
South Dakota	9	877	113	-	764	743	86	3	654
Tennessee	38	3,444	536	-	2,908	3,138	490	7	2,641
Texas	33	3,518	448	-	3,070	3,204	419	1	2,784
Utah	15	1,611	245	-	1,366	1,300	145	8	1,147
Vermont	8	954	107	-	847	750	83	-	667
Virginia	10	1,033	118	-	915	860	86	-	774
Washington	20	2,482	275	-	2,207	1,797	211	2	1,584
West Virginia	21	1,499	254	-	1,245	1,492	225	2	1,265
Wisconsin	19	2,160	295	-	1,865	1,900	250	3	1,647
Wyoming	9	860	141	-	719	729	111	2	616
<u>US POSSESSION -</u>									
<u>TOTAL</u>	<u>10</u>	<u>1,138</u>	<u>157</u>	<u>-</u>	<u>981</u>	<u>1,063</u>	<u>124</u>	<u>1</u>	<u>938</u>
Puerto Rico	10	1,138	157	-	981	1,063	124	1	938

Source: AUTHORIZED STRENGTH - Programs & Resources Division, Manpower & Organization Branch, National Guard Bureau
ASSIGNED STRENGTH - Personnel Division, Personnel Plans Policy & Systems Branch, National Guard Bureau

(This page is Unclassified)



TABLE 130 - AEROSPACE VEHICLE INVENTORY BY FUNCTIONAL DISTRIBUTION - 30 JUNE 1972												
MISSION DESIGN SERIES	TOTAL	ACTIVE										IN-ACTIVE TOTAL
		TOTAL ACTIVE	OPERATING					NON-OPERATING				
			TOTAL OPERATING ACTIVE	TAC. & COM SUPP	TRNG	OPER SUPP	ADMIN	SPEC ACTY UTIL TRAN	TEST & TEST SUPP	TOTAL NON-OPER. ACT	MAINT MOD IRAN	
* AIR NATIONAL GUARD												
B 57C	2	2	2		2							
B 57G	14	14	4	4					10		10	
B 57	16	16	6	4	2				10		10	
BCMBER TACT JET	16	16	6	4	2				10		10	
BCMBER TACT	16	16	6	4	2				10		10	
BCMBER	16	16	6	4	2				10		10	
KC 97L	77	77	72	72					5	5		
C 97	77	77	72	72					5	5		
TANKER STRAT RCP	77	77	72	72					5	5		
TANKER STRAT	77	77	72	72					5	5		
TANKER	77	77	72	72					5	5		
F 4C	10	10	6	6					4	4		
F 4	10	10	6	6					4	4		
F 84F	9	9	9	9								
F 84	9	9	9	9								
F100C	100	81	73	73					8	8		19
F100E	335	302	262	249	13				40	19	21	33
F100F	112	111	86	70	16				25	18	7	1
NF100F	2	2	2		2							
F100	549	496	423	392	31				73	45	28	53
F104C	2	2							2	2		

DOWNGRADED TO:
 DECLASSIFY ON: 31 DEC 1974
 CLASSIFIED BY: DSC
 AUTH: AFM 65-110, 26 JUN 1968



TABLE 130 - AEROSPACE VEHICLE INVENTORY BY FUNCTIONAL DISTRIBUTION - 30 JUNE 1972

MISSION DESIGN SERIES	TOTAL	ACTIVE										IN-ACTIVE TOTAL		
		TOTAL ACTIVE	OPERATING					NON-OPERATING						
			TOTAL OPERATING ACTIVE	TAC. & COM SUPP	TRNG	OPER SUPP	ADMIN	SPEC ACTY BUTIL TRAN	TEST & TEST SUPP	TOTAL NON-OPER. ACT	MAINT MOD IRAN		OTHER	
2 AIR NATIONAL GUARD														3
F104C	4	4									4	4		
F104	6	6									6	6		
F105B	40	40	31	31							9	9		
F105C	62	62	51	51							11	11		
F105F	11	11	8	8							3	3		
F105	113	113	90	90							23	23		
FIGHTER TACT JET	687	634	528	497	31						106	78	28	53
FIGHTER TACT	687	634	528	497	31						106	78	28	53
F101B	99	99	80	80							19	19		
F101F	42	42	40	22	18						2	2		
TF101F	2	2	2		2									
F101	143	143	122	102	20						21	21		
F102A	181	181	158	145	13						23	21	2	
TF102A	25	25	20	12	8						5	4	1	
F102	206	206	178	157	21						28	25	3	
F106A	36	36	29	29							7	6	1	
F106B	4	4	4	4										
F106	40	40	33	33							7	6	1	
FIGHTER INTCP JET	389	389	333	292	41						56	52	4	
FIGHTER INTCP	389	389	333	292	41						56	52	4	
FIGHTER	1076	1023	861	789	72						162	130	32	53
EC121S	4	4	2	2							2	2		
C121	4	4	2	2							2	2		
RECON TACT RCP	4	4	2	2							2	2		

TABLE 130 - AEROSPACE VEHICLE INVENTORY BY FUNCTIONAL DISTRIBUTION - 30 JUNE 1972

MISSION DESIGN SERIES	TOTAL	ACTIVE										IN- ACT- IVE TOTAL	
		TOTAL ACTIVE	OPERATING						NON-OPERATING				
			TOTAL OPER- ATING ACTIVE	TAC. & COM SUPP	TRNG	OPER SUPP	ADMIN	SPEC ACTY BUTIL TRAN	TEST & TEST SUPP	TOTAL NON- OPER. ACT	MAINT MOD TRAN		OTHER
AIR NATIONAL GUARD													
RB 57A	1	1									1		1
RB 57C	1	1	1			1							
B 57	2	2	1			1					1		1
RF 4C	53	53	46	46						7	7		
F 4	53	53	46	46						7	7		
RF 84F	1	1								1	1		
F 84	1	1								1	1		
RF101B	22	22	22	22									
RF101C	62	62	61	61						1			1
RF101G	4	4	4	4									
RF101H	20	20	20	20									
F101	108	108	107	107						1			1
RECON TACT JET	164	164	154	153	1					10	8		2
RECON TACT	168	168	156	155	1					12	10		2
RECON	168	168	156	155	1					12	10		2
C119G	27	27	23	23						4	4		
C119	27	27	23	23						4	4		
C124C	47	47	46	46						1			1
C124	47	47	46	46						1			1
CARGO TACT RCP	74	74	69	69						5	4		1
C130A	52	52	49	49						3	3		
C130E	14	14	13	13						1			1
C130	66	66	62	62						4	3		1
CARGO TACT TUR	66	66	62	62						4	3		1
CARGO TACT	140	140	131	131						9	7		2

TABLE 130 -- AEROSPACE VEHICLE INVENTORY BY FUNCTIONAL DISTRIBUTION -- 30 JUNE 1972													
MISSION DESIGN SERIES	TOTAL	ACTIVE											IN-ACTIVE TOTAL
		TOTAL ACTIVE	TOTAL OPERATING ACTIVE	TAC. & COM SUPP	TRNG	OPER SUPP	ADMIN	SPEC ACTY BUTIL TRAN	TEST & TEST SUPP	NON-OPERATING			
										TOTAL NON-OPER. ACT	MAINT MOD IRAN	OTHER	
AIR NATIONAL GUARD													
C 97E	1	1	1	1									
C 97G	16	16	14	14						2	2		
C 97	17	17	15	15						2	2		
C121C	19	19	19	19									
VC121C	2	2	2	2			2						1
C121G	10	10	9	9						1			1
C121	31	31	30	28			2			1			1
CARGO HEAVY RCP	48	48	45	43			2			3	2		1
CARGO HEAVY	48	48	45	43			2			3	2		1
C 54C	8	8	8	8									
VC 54C	2	2	2	2									
C 54E	4	4	4	4									
VC 54E	3	3	3	3									
C 54G	14	14	14	14									
VC 54G	2	2	2	2									
C 54M	6	6	6	6									
C 54	39	39	39	39									
C131B	1	1	1	1									
C131	1	1	1	1									
CT 29A	3	3	3	2			1						
T 29	3	3	3	2			1						
CARGO MED RCP	43	43	43	42			1						
C130E	3	3	3	3									
C130	3	3	3	3									
CARGO MED TUR	3	3	3	3									
CARGO MED	46	46	46	45			1						

TABLE 130 - AEROSPACE VEHICLE INVENTORY BY FUNCTIONAL DISTRIBUTION - 30 JUNE 1972													
MISSION DESIGN SERIES	TOTAL	ACTIVE											IN-ACTIVE TOTAL
		TOTAL ACTIVE	OPERATING							NON-OPERATING			
			TOTAL OPERATING ACTIVE	TAC. & COM SUPP	TRNG	OPER SUPP	ADMIN	SPEC ACTY UTIL TRAN	TEST & TEST SUPP	TOTAL NON-OPER. ACT	MAINT MOD IRAN	OTHER	
AIR NATIONAL GUARD													
VB 26B	1	1	1					1					
B 26	1	1	1					1					
C 47A	3	3	3	3									
VC 47A	3	3	3	3									
C 47	6	6	6	6									
VT 29A	7	7	4	3					1		3		3
VT 29E	4	4	4	2				2					
VT 29E	1	1	1					1					
T 29	12	12	9	5				3	1		3		3
CARGO LIGHT RCP	19	19	16	11				4	1		3		3
CARGO LIGHT	19	19	16	11				4	1		3		3
C123J	2	2									2	2	
C123	2	2									2	2	
CARGO ASLT RCP	2	2									2	2	
CARGO ASLT	2	2									2	2	
CARGO	255	255	238	230				7	1		17	11	6
T 29A	2	2	2	2									
T 29	2	2	2	2									
TRAINER RCP	2	2	2	2									
T 33A	120	120	76	76							44	43	1
T 33	120	120	76	76							44	43	1

TABLE 130 - AEROSPACE VEHICLE INVENTORY BY FUNCTIONAL DISTRIBUTION - 30 JUNE 1972													
MISSION DESIGN SERIES	TOTAL	ACTIVE											IN-ACTIVE TOTAL
		TOTAL ACTIVE	OPERATING						NON-OPERATING				
			TOTAL OPERATING ACTIVE	TAC. & COM SUPP	TRNG	OPER SUPP	ADMIN	SPEC ACTY BUTIL TRAN	TEST & TEST SUPP	TOTAL NON-OPER. ACT	MAINT MOD IRAN	OTHER	
* AIR NATIONAL GUARD *													
T 39B	2	2	2		2								
T 39	2	2	2		2								
TRAINER JET	122	122	78	76	2					44	43	1	
TRAINER	124	124	80	78	2					44	43	1	
TRAINER	124	124	80	78	2					44	43	1	
C 2A	107	107	94	94						13	6	7	
C 2	107	107	94	94						13	6	7	
OBSERVE RCP	107	107	94	94						13	6	7	
OBSERVE	107	107	94	94						13	6	7	
OBSERVE	107	107	94	94						13	6	7	
A 37B	33	33	33	33									
A 37	33	33	33	33									
ATTACK TACT JET	33	33	33	33									
ATTACK TACT	33	33	33	33									
ATTACK	33	33	33	33									
U 3A	22	22	22	21				1				1	
U 3B	14	14	13	13						1			1
U 3	36	36	35	34				1		1			1
U 10C	23	23	20	20						3	3		
U 10	23	23	20	20						3	3		
UTILITY RCP	59	59	55	54					1	4	3	1	
UTILITY	59	59	55	54					1	4	3	1	
UTILITY	59	59	55	54					1	4	3	1	
TOTAL	1915	1862	1595	1509	77		7	2		267	208	59	53

TABLE 130 -- AEROSPACE VEHICLE INVENTORY BY FUNCTIONAL DISTRIBUTION -- 30 JUNE 1972													
MISSION DESIGN SERIES	TOTAL	ACTIVE											IN-ACTIVE TOTAL
		TOTAL ACTIVE	OPERATING					NON-OPERATING					
			TOTAL OPERATING ACTIVE	TAC. & COM SUPP	TRNG	OPER SUPP	ADMIN	SPEC ACTY BUTIL TRAN	TEST & TEST SUPP	TOTAL NON-OPER. ACT	MAINT MOD IRAN	OTHER	
AIR NATIONAL GUARD OS													
T 29A	1	1	1	1									
T 29	1	1	1	1									
TRAINER RCP	1	1	1	1									
TRAINER	1	1	1	1									
TRAINER	1	1	1	1									
U 3A	1	1	1				1						
U 3B	1	1	1	1									
U 3	2	2	2	1			1						
UTILITY RCP	2	2	2	1			1						
UTILITY	2	2	2	1			1						
UTILITY	2	2	2	1			1						
TOTAL	47	47	46	44	1		1			1		1	

Source: Directorate of Air Staff Systems, Air Force Data Services Center, AFDA.

TABLE 131 - AGE (IN MONTHS) DISTRIBUTION OF AIR NATIONAL GUARD ACTIVE

MISSION DESIGN SERIES	AVERAGE AGE IN MONTHS	TOTAL AIRCRAFT	AGE GROUP (IN MONTHS)														
			1-12	13-24	25-36	37-48	49-60	61-72	73-84	85-96	97-108	109-120	121-132	133-144			
B-57C	203.0	2	-	-	-	-	-	-	-	-	-	-	-	-	-	-	-
BOMBER	203.0	2	-	-	-	-	-	-	-	-	-	-	-	-	-	-	-
B-57G	204.2	14	-	-	-	-	-	-	-	-	-	-	-	-	-	-	-
BOMBER	204.2	14	-	-	-	-	-	-	-	-	-	-	-	-	-	-	-
KC-97L	209.3	77	-	-	-	-	-	-	-	-	-	-	-	-	-	-	-
TANKER	209.3	77	-	-	-	-	-	-	-	-	-	-	-	-	-	-	-
F-4F	88.7	10	-	-	-	-	-	-	-	2	6	2	-	-	-	-	-
F-84F	215.6	9	-	-	-	-	-	-	-	-	-	-	-	-	-	-	-
F-100C	198.0	64	-	-	-	-	-	-	-	-	-	-	-	-	-	-	-
F-101R	150.2	87	-	-	-	-	-	-	-	-	-	-	-	-	-	-	1
F-101F	149.5	42	-	-	-	-	-	-	-	-	-	-	-	-	-	-	9
TF-101F	173.0	2	-	-	-	-	-	-	-	-	-	-	-	-	-	-	-
F-102A	179.0	197	-	-	-	-	-	-	-	-	-	-	-	-	-	-	-
TF-102A	176.1	27	-	-	-	-	-	-	-	-	-	-	-	-	-	-	-
F-104R	164.0	1	-	-	-	-	-	-	-	-	-	-	-	-	-	-	-
F-104C	161.0	17	-	-	-	-	-	-	-	-	-	-	-	-	-	-	-
F-104D	158.7	4	-	-	-	-	-	-	-	-	-	-	-	-	-	-	-
F-105R	155.9	40	-	-	-	-	-	-	-	-	-	-	-	-	-	-	-
F-105D	126.3	62	-	-	-	-	-	-	-	-	-	7	14	20	19	-	-
F-105F	97.7	11	-	-	-	-	-	-	-	-	5	6	-	-	-	-	-
F-106A	156.8	36	-	-	-	-	-	-	-	-	-	-	-	-	-	-	-
F-106R	155.0	4	-	-	-	-	-	-	-	-	-	-	-	-	-	-	-
FIGHTER	163.4	613	-	-	-	-	-	-	-	2	11	15	14	20	29	-	-
RB-57A	218.0	1	-	-	-	-	-	-	-	-	-	-	-	-	-	-	-
RB-57C	206.0	1	-	-	-	-	-	-	-	-	-	-	-	-	-	-	-
EC-121S	200.0	4	-	-	-	-	-	-	-	-	-	-	-	-	-	-	-
RF-4C	82.3	53	-	-	-	-	-	-	5	32	15	1	-	-	-	-	-
RF-84F	212.0	1	-	-	-	-	-	-	-	-	-	-	-	-	-	-	-
RF-101R	141.3	22	-	-	-	-	-	-	-	-	-	-	-	-	-	-	20
RF-101C	167.9	62	-	-	-	-	-	-	-	-	-	-	-	-	-	-	-
RF-101G	180.5	4	-	-	-	-	-	-	-	-	-	-	-	-	-	-	-
RF-101H	174.6	20	-	-	-	-	-	-	-	-	-	-	-	-	-	-	-
RECON	140.1	168	-	-	-	-	-	-	5	32	15	1	-	-	-	-	20
VB-24B	323.0	1	-	-	-	-	-	-	-	-	-	-	-	-	-	-	-
C-47A	339.0	3	-	-	-	-	-	-	-	-	-	-	-	-	-	-	-
VC-47A	341.0	3	-	-	-	-	-	-	-	-	-	-	-	-	-	-	-
C-54D	324.1	8	-	-	-	-	-	-	-	-	-	-	-	-	-	-	-
VC-54D	324.5	2	-	-	-	-	-	-	-	-	-	-	-	-	-	-	-
C-54E	327.2	5	-	-	-	-	-	-	-	-	-	-	-	-	-	-	-
VC-54E	328.0	3	-	-	-	-	-	-	-	-	-	-	-	-	-	-	-
C-54G	323.2	14	-	-	-	-	-	-	-	-	-	-	-	-	-	-	-
VC-54G	324.5	2	-	-	-	-	-	-	-	-	-	-	-	-	-	-	-
C-54M	327.6	9	-	-	-	-	-	-	-	-	-	-	-	-	-	-	-
C-97E	248.0	1	-	-	-	-	-	-	-	-	-	-	-	-	-	-	-
C-97G	220.8	16	-	-	-	-	-	-	-	-	-	-	-	-	-	-	-
C-119G	212.1	27	-	-	-	-	-	-	-	-	-	-	-	-	-	-	-
C-121C	198.7	19	-	-	-	-	-	-	-	-	-	-	-	-	-	-	-
VC-121C	197.0	2	-	-	-	-	-	-	-	-	-	-	-	-	-	-	-
C-121G	214.7	10	-	-	-	-	-	-	-	-	-	-	-	-	-	-	-
C-123J	173.3	8	-	-	-	-	-	-	-	-	-	-	-	-	-	-	-
C-124C	220.1	47	-	-	-	-	-	-	-	-	-	-	-	-	-	-	-
C-130A	182.2	52	-	-	-	-	-	-	-	-	-	-	-	-	-	-	-
C-130B	135.0	14	-	-	-	-	-	-	-	-	-	-	-	-	-	-	-
C-130E	116.0	3	-	-	-	-	-	-	-	-	-	-	-	-	-	-	-
C-131B	203.0	1	-	-	-	-	-	-	-	-	-	-	3	-	-	-	-
CT-29A	265.0	3	-	-	-	-	-	-	-	-	-	-	-	-	-	-	-
VT-23A	258.7	7	-	-	-	-	-	-	-	-	-	-	-	-	-	-	-
VT-29B	237.5	4	-	-	-	-	-	-	-	-	-	-	-	-	-	-	-
VT-29E	233.0	1	-	-	-	-	-	-	-	-	-	-	-	-	-	-	-
CARGO	224.9	265	-	-	-	-	-	-	-	-	-	-	3	8	2	-	-
T-29A	255.0	3	-	-	-	-	-	-	-	-	-	-	-	-	-	-	-
T-33A	198.9	120	-	-	-	-	-	-	-	-	-	-	-	-	-	-	-
T-39B	135.5	2	-	-	-	-	-	-	-	-	-	-	-	-	-	-	2
TRAINER	199.2	125	-	-	-	-	-	-	-	-	-	-	-	-	-	-	2
A-37B	25.4	33	-	15	17	-	-	1	-	-	-	-	-	-	-	-	-
ATTACK	25.4	33	-	15	17	-	-	1	-	-	-	-	-	-	-	-	-

DOWNGRADED TO:
 DECLASSIFY ON: 31 DEC 1974
 CLASSIFIED BY: D3C
 AUTH: AFM 65-110, 26 JUN 1968

TABLE 131 - AGE (IN MONTHS) DISTRIBUTION OF AIR NATIONAL GUARD ACTIVE

MISSION DESIGN SERIES	AVERAGE AGE IN MONTHS	TOTAL AIRCRAFT	AGE GROUP (IN MONTHS)											
			1-12	13-24	25-36	37-48	49-60	61-72	73-84	85-96	97-108	109-120	121-132	133-144
O-2A	44.2	107	-	-	44	10	42	11	-	-	-	-	-	-
OBSERVER	44.2	107	-	-	44	10	42	11	-	-	-	-	-	-
U-3A	173.7	23	-	-	-	-	-	-	-	-	-	-	-	-
U-3B	136.8	15	-	-	-	-	-	-	-	-	-	-	-	15
U-10D	60.9	23	-	-	-	-	8	15	-	-	-	-	-	-
UTILITY	122.1	61	-	-	-	-	8	15	-	-	-	-	-	15
GRAND TOTAL	164.2	1,465	-	15	61	10	51	31	34	26	16	17	28	68

Source: Directorate of Air Staff Systems, Air Force Data Services Center, AFDA.

AIRCRAFT BY MISSION, DESIGN, AND SERIES, WORLD-WIDE - 30 JUNE 1972

AGE GROUP (IN MONTHS)														MISSION DESIGN SERIES
145-156	157-168	169-180	181-192	193-204	205-216	217-228	229-240	241-252	253-264	265-276	277-288	289-300	OVER 300	
-	-	-	-	-	-	-	-	-	-	-	-	-	-	0-2A
-	-	-	-	-	-	-	-	-	-	-	-	-	-	OBSERVER
-	9	11	3	-	-	-	-	-	-	-	-	-	-	U-3A
-	-	-	-	-	-	-	-	-	-	-	-	-	-	U-3B
-	-	-	-	-	-	-	-	-	-	-	-	-	-	U-10D
-	9	11	3	-	-	-	-	-	-	-	-	-	-	UTILITY
145	138	249	140	152	96	107	15	4	9	3	-	-	50	GRAND TOTAL

[REDACTED]

TABLE 132 - AIR NATIONAL GUARD AVERAGE AIRCRAFT AND HOURS FLOWN BY QUARTER,
WORLD-WIDE - FY 1972

MISSION, DESIGN, AND SERIES	TOTAL AVERAGE AIRCRAFT	TOTAL HOURS FLOWN	FIRST QUARTER		SECOND QUARTER		THIRD QUARTER		FOURTH QUARTER	
			AVERAGE AIRCRAFT	HOURS FLOWN	AVERAGE AIRCRAFT	HOURS FLOWN	AVERAGE AIRCRAFT	HOURS FLOWN	AVERAGE AIRCRAFT	HOURS FLOWN
KC 97G/L	75	23,966	73	5,739	73	5,839	77	5,686	75	6,702
TANKER - TOTAL	75	23,966	73	5,739	73	5,839	77	5,686	75	6,702
F 4C	2	240	-	-	-	-	1	-	5	240
F 84F	46	8,428	93	5,362	48	2,474	33	286	8	306
F100C	124	24,248	168	8,461	147	6,543	100	5,379	82	3,865
F100D	216	29,296	171	4,653	209	5,364	235	7,747	247	11,532
F100F	95	19,431	80	4,161	107	5,085	99	4,644	92	5,541
F101B	74	17,938	72	4,471	76	3,993	74	4,241	72	5,233
F/TF101F	38	7,773	35	1,685	36	1,614	41	2,171	40	2,303
F102A	184	44,517	192	11,226	192	10,670	180	11,003	172	11,618
TF102A	27	5,796	29	1,477	28	1,362	25	1,468	24	1,489
F104B	2	201	2	31	2	75	2	62	1	33
F104C	12	2,070	11	456	10	442	12	426	14	746
F104D	2	367	3	124	3	101	2	93	1	49
F105B	35	8,597	36	2,040	35	2,221	34	2,201	34	2,135
F109D	43	7,050	37	1,410	43	1,276	46	1,819	45	2,545
F109F	8	1,805	6	383	8	412	10	536	8	474
F106A	4	663	-	-	-	-	-	-	14	663
F106B	0	140	-	-	-	-	-	-	1	140
FIGHTER - TOTAL	912	178,560	935	45,940	944	41,632	894	42,076	860	48,912
RF 4C	34	5,015	27	780	29	778	36	1,370	45	2,037
EB/RB 57A	12	2,667	14	1,015	13	587	13	585	8	480
B/EB 57B/G	1	273	-	-	-	-	-	-	3	273
B/RB 57C	1	312	1	79	1	73	1	87	2	73
RF 84F	10	2,765	20	1,307	17	1,231	3	227	-	-
RF101A/B/C/G/H	119	20,808	114	5,386	116	4,841	126	4,940	119	5,641
C/EC121D/G/Q/T	15	7,660	16	2,251	16	1,910	16	2,045	12	1,454
RECONNAISSANCE - TOTAL	192	39,500	192	10,818	192	9,420	195	9,254	139	10,008
HU 168	2	535	7	502	-	33	-	-	-	-
SEARCH AND RESCUE - TOTAL	2	535	7	502	-	33	-	-	-	-
C/AC/VC 47A/B/D	6	1,893	6	474	6	476	6	402	6	541
C/VC 54D/E/G/M	48	18,074	51	4,801	51	4,159	47	4,532	42	4,582
C 97D/E/F/G/K	17	8,073	19	2,472	18	1,777	16	2,050	16	1,774
C119G/J	20	5,335	16	1,280	22	1,239	22	1,376	21	1,440
C/VC/EC121C/S	27	12,925	28	3,493	27	3,207	27	3,582	24	2,643
C/UC123B	1	206	-	-	2	141	1	65	-	-
C123J	6	2,424	5	594	5	402	7	610	6	818
C124C	55	34,168	60	9,751	58	8,981	55	7,337	48	8,099
A/D/R/C130A/S	41	18,562	38	4,309	39	4,090	41	4,311	46	5,852
C130B	9	3,512	4	484	9	808	9	962	13	1,258
C/AC/DC130E	0	146	-	-	-	-	-	-	1	146
C131B	0	78	-	-	-	-	-	-	1	78
CARGO - TOTAL	230	105,396	227	27,658	237	25,280	231	25,227	224	27,231
T/VT 29A	1	309	-	-	-	-	-	67	4	242
T/VT 29B/E	3	1,695	3	356	3	426	3	448	3	465
T 33A	106	22,637	117	7,439	111	6,216	101	6,127	94	2,855
T 39A/B/F	1	262	-	-	-	-	2	154	2	108
TRAINER - TOTAL	111	24,903	120	7,795	114	6,642	106	6,796	103	3,670
O 2A/B	80	24,723	69	5,769	77	5,525	82	6,478	90	6,951
OBSERVATION - TOTAL	80	24,723	69	5,769	77	5,525	82	6,478	90	6,951
A 37A/B	49	11,392	49	2,935	49	2,712	49	2,330	47	3,415
ATTACK - TOTAL	49	11,392	49	2,935	49	2,712	49	2,330	47	3,415
U 3A/B	42	9,662	51	3,544	41	1,456	38	1,992	37	2,670
U 10A/B/D	24	6,131	27	1,989	26	1,388	24	1,202	19	1,552
VB 26	1	358	1	142	1	59	1	92	1	65
UTILITY - TOTAL	67	16,151	79	5,675	68	2,903	63	3,286	57	4,287

[REDACTED]

DOWNGRADED TO:
DECLASSIFY ON: 31 DEC 1974
CLASSIFIED BY: DSC
AUTH: AFM 65-110, 26 JUN 1968

TABLE 132 -- AIR NATIONAL GUARD AVERAGE AIRCRAFT AND HOURS FLOWN BY QUARTER, WORLD-WIDE -- FY 1972 (CONTINUED)

MISSION, DESIGN, AND SERIES	TOTAL AVERAGE AIRCRAFT	TOTAL HOURS FLOWN	FIRST QUARTER		SECOND QUARTER		THIRD QUARTER		FOURTH QUARTER	
			AVERAGE AIRCRAFT	HOURS FLOWN	AVERAGE AIRCRAFT	HOURS FLOWN	AVERAGE AIRCRAFT	HOURS FLOWN	AVERAGE AIRCRAFT	HOURS FLOWN
OPERATING ACTIVE - TOTAL	1,718	425,126	1,751	112,831	1,754	99,986	1,697	101,133	1,645	111,176
NON-OPERATING ACTIVE - TOTAL	8	2,840	5	545	2	873	17	486	6	936
GRAND TOTAL	1,726	427,966	1,756	113,376	1,756	100,859	1,714	101,619	1,651	112,112

SOURCE - DIRECTORATE OF AIR STAFF SYSTEMS, AIR FORCE DATA SERVICES CENTER, AFDA.

(This page is unclassified)

TABLE 133 — AIR NATIONAL GUARD TRAINING BY TYPE, UNITED STATES AND POSSESSIONS,
IN MILITARY STATUS BY QUARTER, FY 1972

TYPE OF TRAINING	NUMBER COMPLETING FLYING AND TECHNICAL TRAINING				
	Total	First Quarter	Second Quarter	Third Quarter	Fourth Quarter
<u>TOTAL</u>	<u>5,297</u>	<u>1,198</u>	<u>1,186</u>	<u>1,185</u>	<u>1,728</u>
Officer.....	2,753	587	682	653	831
Airman.....	2,544	611	504	532	897
<u>NAVIGATOR TRAINING - TOTAL</u>	<u>58</u>	<u>23</u>	<u>13</u>	<u>9</u>	<u>13</u>
Officer.....	58	23	13	9	13
<u>PILOT TRAINING - TOTAL</u>	<u>157</u>	<u>45</u>	<u>37</u>	<u>34</u>	<u>41</u>
Officer.....	157	45	37	34	41
<u>TECHNICAL TRAINING - TOTAL</u>	<u>5,082</u>	<u>1,130</u>	<u>1,136</u>	<u>1,142</u>	<u>1,674</u>
Officer.....	2,538	519	632	610	777
Airman.....	2,544	611	504	532	897

Source: Personnel Division, Personnel Plans Policy and Systems Branch, National Guard Bureau

(This page is Unclassified)

UNCLASSIFIED

COMPONENTS-RESERVE FORCES AND ROTC (CONTINUED)

AIR FORCE RESERVE OFFICERS TRAINING CORPS (AFROTC)



DEFINITIONS

PROFESSIONAL OFFICER COURSE (POC) - The third and fourth year program of instruction in Aerospace Studies.

AFROTC CADET ENROLLMENT - Air Force Reserve Officers' Training Corps cadets who participate in ROTC training in conjunction with the academic curriculum at civilian educational institutions. Includes cadets who are tentatively accepted and conditionally enrolled in the POC pending determination of eligibility for enrollment.

AEROSPACE STUDIES - The official designation of the Air Force ROTC program of instruction.

GENERAL MILITARY COURSE (GMC) - The first and second years of instruction in Aerospace Studies.

CATEGORY I-N - Comprises cadets who qualify for navigator training.

CATEGORY I-P - Comprises cadets who qualify for pilot training.

CATEGORY II - Comprises cadets pursuing prescribed engineering and scientific courses of study.

CATEGORY III - Comprises cadets pursuing non-technical courses of study.

Source: Precommission Education Branch, Education Programs Division, Directorate of Personnel Programs, DCS/Personnel

UNCLASSIFIED

UNCLASSIFIED

TABLE 134 - AIR FORCE RESERVE OFFICER TRAINING CORPS (AFROTC) CADET ENROLLMENT
BY INSTITUTION, BY YEAR OF COURSE, BY STATE OR US POSSESSION - FY 1972

INSTITUTION BY STATE OR US POSSESSION	TOTAL	GENERAL MILITARY COURSE		PROFESSIONAL OFFICER COURSE	
		First Year	Second Year	First Year	Second Year
<u>TOTAL</u>	<u>25,435</u>	<u>11,566</u>	<u>4,910</u>	<u>4,262</u>	<u>4,697</u>
<u>ALABAMA - TOTAL</u>	<u>1,127</u>	<u>581</u>	<u>221</u>	<u>149</u>	<u>176</u>
Auburn University	438	188	95	69	86
Alabama, University of	305	103	92	47	63
Tuskegee Institute	290	204	34	25	27
Troy State University	51	43	-	8	-
Alabama State University	43	43	-	-	-
<u>ARIZONA - TOTAL</u>	<u>476</u>	<u>160</u>	<u>124</u>	<u>100</u>	<u>92</u>
Arizona, University of	227	91	51	40	45
Arizona State University	249	69	73	60	47
<u>ARKANSAS - TOTAL</u>	<u>232</u>	<u>109</u>	<u>39</u>	<u>42</u>	<u>42</u>
Arkansas, University of	194	78	39	35	42
Arkansas, University of at Monticello	38	31	-	7	-
<u>CALIFORNIA - TOTAL</u>	<u>691</u>	<u>129</u>	<u>54</u>	<u>272</u>	<u>236</u>
California State University, Fresno	96	-	-	61	35
Loyola University of Los Angeles	103	49	25	15	14
California State University, San Jose	93	-	-	53	40
California, University of, Los Angeles	70	32	6	11	21
Southern California, University of	149	31	15	55	48
California Institute of Technology	17	-	-	8	9
California State University, San Diego	73	-	-	37	36
California State University, San Francisco	30	-	-	19	11
California, University of, Berkeley	60	17	8	13	22
<u>COLORADO - TOTAL</u>	<u>492</u>	<u>249</u>	<u>85</u>	<u>72</u>	<u>86</u>
Colorado State University	266	161	35	26	44
Northern Colorado, University of	114	53	24	19	18
Colorado, University of	112	35	26	27	24
<u>CONNECTICUT - TOTAL</u>	<u>92</u>	<u>38</u>	<u>8</u>	<u>17</u>	<u>29</u>
Connecticut, University of	92	38	8	17	29
<u>DISTRICT OF COLUMBIA - TOTAL</u>	<u>107</u>	<u>31</u>	<u>19</u>	<u>24</u>	<u>33</u>
Georgetown University	24	-	-	12	12
Howard University	69	31	19	9	10
Catholic University of America	14	-	-	3	11
<u>FLORIDA - TOTAL</u>	<u>510</u>	<u>195</u>	<u>87</u>	<u>113</u>	<u>115</u>
Florida State University	169	49	22	52	46
Florida, University of	237	90	44	46	57
Miami, University of	104	56	21	15	12
<u>GEORGIA - TOTAL</u>	<u>678</u>	<u>347</u>	<u>117</u>	<u>114</u>	<u>100</u>
Georgia, University of	296	143	50	50	53
Georgia Institute of Technology	260	117	56	52	35
Emory University	49	22	8	7	12
Valdosta State College	73	65	3	5	-
<u>HAWAII - TOTAL</u>	<u>74</u>	<u>-</u>	<u>-</u>	<u>34</u>	<u>40</u>
Hawaii, University of	74	-	-	34	40
<u>IDAHO - TOTAL</u>	<u>93</u>	<u>37</u>	<u>21</u>	<u>18</u>	<u>17</u>
Idaho, University of	93	37	21	18	17

UNCLASSIFIED

UNCLASSIFIED

TABLE 134 - AIR FORCE RESERVE OFFICER TRAINING CORPS (AFROTC) CADET ENROLLMENT
BY INSTITUTION, BY YEAR OF COURSE, BY STATE OR USAF POSSESSION - FY 1972 (CONTINUED)

INSTITUTION BY STATE OR US POSSESSION	TOTAL	GENERAL MILITARY COURSE		PROFESSIONAL OFFICER COURSE	
		First Year	Second Year	First Year	Second Year
<u>ILLINOIS - TOTAL</u>	<u>363</u>	<u>93</u>	<u>58</u>	<u>105</u>	<u>107</u>
Bradley University	80	30	16	17	17
Illinois, University of	103	30	13	30	30
Illinois Institute of Technology	24	-	-	5	19
Southern Illinois University	126	33	29	33	31
Southern Illinois University at Edwardsville	30	-	-	20	10
<u>INDIANA - TOTAL</u>	<u>760</u>	<u>343</u>	<u>143</u>	<u>120</u>	<u>154</u>
Butler University	47	25	5	6	11
Indiana University	108	51	20	16	21
Purdue University	273	115	60	44	54
Notre Dame, University of	208	96	43	35	34
Depauw University	28	9	5	6	8
Evansville, University of	96	47	10	13	26
<u>IOWA - TOTAL</u>	<u>437</u>	<u>169</u>	<u>68</u>	<u>87</u>	<u>113</u>
Coe College	87	49	13	10	15
Iowa State University	148	55	27	33	33
Iowa, University of	107	20	17	26	44
Drake University	79	30	11	17	21
Parsons College	16	15	-	1	-
<u>KANSAS - TOTAL</u>	<u>554</u>	<u>204</u>	<u>101</u>	<u>127</u>	<u>122</u>
Kansas State University	218	82	36	45	55
Wichita State University	114	42	24	25	23
Kansas, University of	92	23	10	35	24
Washburn University of Topeka	130	57	31	22	20
<u>KENTUCKY - TOTAL</u>	<u>204</u>	<u>100</u>	<u>44</u>	<u>27</u>	<u>33</u>
Kentucky, University of	122	69	21	11	21
Louisville, University of	82	31	23	16	12
<u>LOUISIANA - TOTAL</u>	<u>905</u>	<u>440</u>	<u>162</u>	<u>135</u>	<u>168</u>
Louisiana Tech University	317	165	70	55	27
Louisiana State University & A&M College	290	132	51	38	69
Grambling College	35	31	-	4	-
Southwestern Louisiana, University of	177	78	32	24	43
Tulane University	86	34	9	14	29
<u>MAINE - TOTAL</u>	<u>24</u>	<u>12</u>	<u>1</u>	<u>2</u>	<u>9</u>
Colby College	24	12	1	2	9
<u>MARYLAND - TOTAL</u>	<u>207</u>	<u>89</u>	<u>32</u>	<u>47</u>	<u>39</u>
Maryland, University of	207	89	32	47	39
<u>MASSACHUSETTS - TOTAL</u>	<u>352</u>	<u>138</u>	<u>72</u>	<u>55</u>	<u>87</u>
College of the Holy Cross	68	31	13	12	12
Lowell Technological Institute	143	58	34	20	31
Massachusetts Institute of Technology	64	20	9	11	24
Massachusetts, University of	77	29	16	12	20
<u>MICHIGAN - TOTAL</u>	<u>400</u>	<u>169</u>	<u>70</u>	<u>92</u>	<u>69</u>
Michigan State University	151	64	17	36	34
Detroit, University of	59	26	8	17	8
Michigan, University of	83	36	10	24	13
Michigan Technological University	107	43	35	15	14

UNCLASSIFIED

UNCLASSIFIED

TABLE 134 - AIR FORCE RESERVE OFFICER TRAINING CORPS (AFROTC) CADET ENROLLMENT
BY INSTITUTION, BY YEAR OF COURSE, BY STATE OR USAF POSSESSION - FY 1972 (CONTINUED)

INSTITUTION BY STATE OR US POSSESSION	TOTAL	GENERAL MILITARY COURSE		PROFESSIONAL OFFICER COURSE	
		First Year	Second Year	First Year	Second Year
<u>MINNESOTA - TOTAL</u>	<u>320</u>	<u>135</u>	<u>61</u>	<u>61</u>	<u>63</u>
St. Olaf College	53	18	15	7	13
St. Thomas, College of	40	19	9	4	8
Minnesota, University of	123	50	20	30	23
Minnesota, University of (Duluth).	104	48	17	20	19
<u>MISSISSIPPI - TOTAL</u>	<u>498</u>	<u>285</u>	<u>88</u>	<u>71</u>	<u>54</u>
Mississippi State University	210	80	52	39	39
Mississippi, University of	150	78	36	21	15
Southern Mississippi, University of	52	48	-	4	-
Mississippi Valley State College	86	79	-	7	-
<u>MISSOURI - TOTAL</u>	<u>480</u>	<u>208</u>	<u>91</u>	<u>87</u>	<u>94</u>
St. Louis University	242	102	50	34	56
Missouri, University of	169	62	29	40	38
Missouri, University of, at Rolla.	69	44	12	13	-
<u>MONTANA - TOTAL</u>	<u>210</u>	<u>95</u>	<u>44</u>	<u>31</u>	<u>40</u>
Montana State University	117	56	23	16	22
Montana, University of	93	39	21	15	18
<u>NEBRASKA - TOTAL</u>	<u>233</u>	<u>86</u>	<u>48</u>	<u>38</u>	<u>61</u>
Nebraska, University of	146	51	28	23	44
Nebraska, University of, at Omaha.	87	35	20	15	17
<u>NEW HAMPSHIRE - TOTAL</u>	<u>79</u>	<u>39</u>	<u>10</u>	<u>14</u>	<u>16</u>
New Hampshire, University of	79	39	10	14	16
<u>NEW JERSEY - TOTAL</u>	<u>391</u>	<u>176</u>	<u>71</u>	<u>58</u>	<u>86</u>
Rutgers, The State University.	139	59	21	22	37
Newark College of Engineering.	108	45	18	18	27
Stevens Institute of Technology.	144	72	32	18	22
<u>NEW MEXICO - TOTAL</u>	<u>189</u>	<u>80</u>	<u>34</u>	<u>43</u>	<u>32</u>
New Mexico State University.	145	71	34	22	18
New Mexico, University of.	34	-	-	20	14
Santa Fe, College of	10	9	-	1	-
<u>NEW YORK - TOTAL</u>	<u>576</u>	<u>251</u>	<u>111</u>	<u>71</u>	<u>143</u>
Cornell University	63	21	13	11	18
Fordham University	71	37	11	6	17
Syracuse University.	112	37	22	19	34
Rensselaer Polytechnic Institute	107	38	14	21	34
Manhattan College.	223	118	51	14	40
<u>NORTH CAROLINA - TOTAL</u>	<u>735</u>	<u>351</u>	<u>145</u>	<u>119</u>	<u>120</u>
Duke University.	65	31	5	12	17
North Carolina, University of.	116	53	12	27	24
North Carolina State University.	217	107	38	40	32
East Carolina University	138	67	21	20	30
North Carolina A&T State University.	199	93	69	20	17
<u>NORTH DAKOTA - TOTAL</u>	<u>266</u>	<u>87</u>	<u>73</u>	<u>32</u>	<u>74</u>
North Dakota State University of A&AS.	97	1	36	21	39
North Dakota, University of.	169	86	37	11	35

UNCLASSIFIED

UNCLASSIFIED

TABLE 134 - AIR FORCE RESERVE OFFICER TRAINING CORPS (AFROTC) CADET ENROLLMENT
BY INSTITUTION, BY YEAR OF COURSE, BY STATE OR USAF POSSESSION - FY 1972 (CONTINUED)

INSTITUTION BY STATE OR US POSSESSION	TOTAL	GENERAL MILITARY COURSE		PROFESSIONAL OFFICER COURSE	
		First Year	Second Year	First Year	Second Year
OHIO - TOTAL	<u>1777</u>	<u>825</u>	<u>395</u>	<u>251</u>	<u>306</u>
Bowling Green State University	184	73	39	30	42
Case Western Reserve University	43	21	2	9	11
Kent State University	96	37	22	21	16
Miami University	261	142	72	24	23
The Ohio State University	433	171	106	70	86
Capital University	105	47	26	17	15
Ohio University	126	73	20	12	21
Ohio Wesleyan University	41	23	8	2	8
Denison University	97	55	19	12	11
Otterbein College	48	23	12	9	4
Akron, University of	159	59	32	29	39
Cincinnati, University of	184	101	37	16	30
OKLAHOMA - TOTAL	<u>592</u>	<u>181</u>	<u>111</u>	<u>146</u>	<u>154</u>
Oklahoma State University	328	105	61	89	73
Oklahoma, University of	186	56	37	28	65
Tulsa, University of	78	20	13	29	16
OREGON - TOTAL	<u>370</u>	<u>170</u>	<u>82</u>	<u>52</u>	<u>66</u>
Oregon State University	196	109	44	18	25
Oregon, University of	59	19	12	12	16
Portland, University of	99	42	26	16	15
Willamette University	16	-	-	6	10
PENNSYLVANIA - TOTAL	<u>986</u>	<u>412</u>	<u>205</u>	<u>192</u>	<u>177</u>
Duquesne University	85	29	22	17	17
Gettysburg College	9	-	-	3	6
Lehigh University	175	89	37	24	25
The Pennsylvania State University	151	54	19	40	38
Pittsburgh, University of	195	96	36	41	22
Allegheny College	116	66	27	13	10
Grove City College	229	78	64	39	48
Saint Joseph's College	26	-	-	15	11
SOUTH CAROLINA - TOTAL	<u>1206</u>	<u>547</u>	<u>312</u>	<u>175</u>	<u>172</u>
The Citadel	584	232	186	74	92
Clemson University	425	221	90	55	59
Baptist College at Charleston	38	31	7	-	-
South Carolina, University of	149	63	29	36	21
Newberry College	10	-	-	10	-
SOUTH DAKOTA - TOTAL	<u>333</u>	<u>152</u>	<u>89</u>	<u>38</u>	<u>54</u>
South Dakota State University	333	152	89	38	54
TENNESSEE - TOTAL	<u>2154</u>	<u>1705</u>	<u>221</u>	<u>88</u>	<u>140</u>
Memphis State University	1608	1428	77	33	70
Tennessee State University	306	172	107	10	17
South, University of the	18	-	-	8	10
Tennessee, University of	222	105	37	37	43

UNCLASSIFIED


UNCLASSIFIED

TABLE 134 - AIR FORCE RESERVE OFFICER TRAINING CORPS (AFROTC) CADET ENROLLMENT
BY INSTITUTION, BY YEAR OF COURSE, BY STATE OR USAF POSSESSION - FY 1972 (CONTINUED)

INSTITUTION BY STATE OR US POSSESSION	TOTAL	GENERAL MILITARY COURSE		PROFESSIONAL OFFICER COURSE	
		First Year	Second Year	First Year	Second Year
<u>TEXAS - TOTAL</u>	<u>2330</u>	<u>936</u>	<u>593</u>	<u>388</u>	<u>413</u>
Texas A&M University	1081	422	336	145	178
Baylor University	166	81	41	20	24
Southern Methodist University	120	51	20	26	23
Texas Tech University	319	135	83	53	48
Texas, University of	167	45	22	51	49
East Texas State University	88	40	11	20	17
North Texas State University	117	42	21	31	23
Southwest Texas State University	136	52	27	27	30
Texas Christian University	84	25	26	12	21
Angelo State University	29	23	6	-	-
Sul Ross State University	23	20	-	3	-
<u>UTAH - TOTAL</u>	<u>711</u>	<u>251</u>	<u>118</u>	<u>196</u>	<u>146</u>
Utah, University of	58	-	-	34	24
Brigham Young University	403	139	77	111	76
Utah State University of A&AS	207	75	38	48	46
Southern Utah State College	43	37	3	3	-
<u>VERMONT - TOTAL</u>	<u>284</u>	<u>179</u>	<u>61</u>	<u>26</u>	<u>18</u>
St. Michael's College	73	33	14	13	13
Norwich University	211	146	47	13	5
<u>VIRGINIA - TOTAL</u>	<u>683</u>	<u>277</u>	<u>166</u>	<u>97</u>	<u>143</u>
Virginia Polytechnic Institute	270	95	67	50	58
Virginia Military Institute	311	140	80	30	61
Virginia, University of	102	42	19	17	24
<u>WASHINGTON - TOTAL</u>	<u>382</u>	<u>132</u>	<u>67</u>	<u>81</u>	<u>102</u>
Central Washington State College	22	-	-	12	10
Puget Sound, University of	58	27	8	11	12
Washington State University	158	66	31	26	35
Washington, University of	144	39	28	32	45
<u>WEST VIRGINIA - TOTAL</u>	<u>222</u>	<u>47</u>	<u>47</u>	<u>61</u>	<u>67</u>
West Virginia University	201	47	47	49	58
Davis & Elkins College	21	-	-	12	9
<u>WISCONSIN - TOTAL</u>	<u>209</u>	<u>73</u>	<u>40</u>	<u>38</u>	<u>58</u>
Wisconsin, University of	71	17	8	17	29
Wisconsin, University of, at Superior	138	56	32	21	29
<u>WYOMING - TOTAL</u>	<u>169</u>	<u>91</u>	<u>33</u>	<u>26</u>	<u>19</u>
Wyoming, University of	169	91	33	26	19
<u>PUERTO RICO - TOTAL</u>	<u>272</u>	<u>162</u>	<u>68</u>	<u>30</u>	<u>12</u>
Puerto Rico, University of	15	-	-	10	5
Agriculture and Mechanical Arts, College of	257	162	68	20	7

SOURCE: Education Programs Division, Directorate of Personnel
Programs, DCS/Personnel

UNCLASSIFIED



Fiscal

PART XI

UNCLASSIFIED**PART XI****FISCAL****INTRODUCTION**

This section reflects the funding operations of the various Air Force appropriations and/or funds with the respective major programs for the fiscal years indicated in the title of each table.

EXPLANATION OF TERMS

APPROPRIATION - An authorization by an Act of Congress to incur obligations for specified purposes and to make payments therefore out of the Treasury.

APPROPRIATION ACCOUNT - An account established to make amounts available for obligation and expenditure from the Treasury. Appropriation accounts include not only accounts to which money is appropriated, but also revolving funds, working funds, trust funds, etc. Appropriation accounts do not include official deposit funds.

APPROPRIATION REIMBURSEMENT - Amounts collected or to be collected for commodities, work or services furnished or to be furnished to another appropriation or fund or to an individual, firm or corporation which by law may be credited to an appropriation or fund account. Amounts to be collected include accounts receivable, reimbursements earned but not billed and amounts anticipated for the remainder of the year. They may also include inter-agency orders accepted and on hand for which delivery has not been made to the extent that this order is a valid obligation of this ordering agency and the collection will be credited to the appropriation being reported.

BUDGET PROGRAM - A subdivision established under an appropriation to identify a significant segment of Air Force operations.

DISBURSEMENT - The amount of expenditure checks issued and cash payments made, net of refunds received. Disbursements include all advances.

EXPENDITURE - Payment of obligations.

OUTLAY - Gross payments less reimbursements, refunds, and loan repayments received and credited to the appropriation or fund account. Consists of "expenditures" and "net lending". The terms "outlay" and "expenditures" are virtually synonymous for the Air Force, since the only difference is a relatively insignificant amount of "net lending".

FUND - A sum of money or other resource authorized by law to be set aside and to be used or expended only for specified purposes.

OBLIGATION - The amount of an order placed, contract awarded, or service received, or any transaction which establishes a legal requirement for the ultimate disbursement of funds.

OBLIGATIONS INCURRED - Amounts of orders placed, contracts awarded, services received, and similar transactions during a given period requiring future payment of money.

PROGRAM YEAR - A concept of accounting for funds, obligations, and expenditures under a no year appropriation by identification of transactions in fiscal year segments identified by the fiscal year in which individual items were planned for obligation, without regard to the fiscal year in which the transactions were actually accomplished.

PROJECT ACCOUNT CLASSIFICATION - A subdivision of an appropriation or fund for administrative use.

UNLIQUIDATED OBLIGATION - An obligation incurred for which payment has not been made.

UNOBLIGATED BALANCE - That portion of an authorization which has not been obligated.

UNCLASSIFIED

UNCLASSIFIED

TABLE 135 - DEPARTMENT OF THE AIR FORCE STATUS OF GROSS UNLIQUIDATED OBLIGATIONS -
BEGINNING AND END OF FY 1972

(Figures are in millions of dollars and do not necessarily add to totals due to rounding. Figures in parentheses denote minus amounts.)

APPROPRIATION	UNLIQUIDATED OBLIGATIONS 1 JUL 1971	OBLIGATIONS			LESS GROSS EXPENDITURES IN FY 1972	TRANSFER OF UNLIQUIDATED OBLIGATIONS TO "M" ACCOUNT	UNLIQUIDATED OBLIGATIONS CARRIED FORWARD INTO FY 1973
		Incurred In FY 1972	Adjustments, Lapses, Recoveries, In FY 1972	Available for Liquidation			
<u>ALL APPROPRIATIONS - TOTAL</u>	<u>\$ 7,440.8</u>	<u>26,445.0</u>	<u>(54.2)</u>	<u>33,831.6</u>	<u>25,248.4</u>	<u>-</u>	<u>8,533.2</u>
<u>Military Personnel - Total</u>	<u>130.2</u>	<u>7,102.9</u>	<u>(44.8)</u>	<u>7,188.3</u>	<u>7,080.3</u>	<u>-</u>	<u>108.0</u>
FY 1972	-	7,102.9	-	7,102.9	7,004.1	-	98.8
FY 1971	119.4	-	(35.4)	84.0	75.2	-	8.8
FY 1970	10.9	-	(9.6)	1.3	.8	(.5)	-
"M" Account	(.1)	-	.2	.1	.2	.5	.4
<u>Reserve Personnel - Total</u>	<u>11.6</u>	<u>109.0</u>	<u>(3.9)</u>	<u>116.7</u>	<u>104.1</u>	<u>-</u>	<u>12.6</u>
FY 1972	-	109.0	-	109.0	97.0	-	12.0
FY 1971	11.5	-	(3.8)	7.7	7.1	-	.6
FY 1970	.1	-	(*)	*	*	(*)	(*)
"M" Account	.1	-	-	.1	.1	*	(*)
<u>National Guard Personnel - Total</u>	<u>11.0</u>	<u>149.1</u>	<u>(1.3)</u>	<u>158.8</u>	<u>145.4</u>	<u>-</u>	<u>13.4</u>
FY 1972	-	149.1	-	149.1	136.4	-	12.7
FY 1971	10.8	-	(1.1)	9.7	9.0	-	.7
FY 1970	.2	-	(.1)	*	*	(*)	-
"M" Account	*	-	*	.1	.1	*	(*)
<u>Operation and Maintenance, Air Force - Total</u>	<u>711.1</u>	<u>7,124.1</u>	<u>1.3</u>	<u>7,836.5</u>	<u>7,217.8</u>	<u>-</u>	<u>618.8</u>
FY 1972	-	7,124.1	-	7,124.1	6,574.3	-	549.9
FY 1971	639.1	-	5.6	644.7	600.2	-	44.5
FY 1970	53.6	-	(14.2)	39.4	22.3	(17.1)	-
"M" Account	18.3	-	9.9	28.2	20.9	17.1	24.4
<u>Operation & Maintenance, Air National Guard - Total</u>	<u>49.9</u>	<u>425.0</u>	<u>(3.3)</u>	<u>471.5</u>	<u>418.1</u>	<u>-</u>	<u>53.3</u>
FY 1972	-	425.0	-	425.0	380.4	-	44.6
FY 1971	46.2	-	-	46.2	37.4	-	8.8
FY 1970	3.6	-	(3.3)	.3	.3	(*)	-
"M" Account	.1	-	*	.1	.1	*	*
<u>Discontinued Procurement - Total</u>	<u>.4</u>	<u>-</u>	<u>(2.1)</u>	<u>(1.7)</u>	<u>(2.1)</u>	<u>-</u>	<u>.4</u>
"M" Account - Prior Years	.4	-	(2.1)	(1.7)	(2.1)	-	.4
<u>Aircraft Procurement - Total</u>	<u>2,620.3</u>	<u>4,751.0</u>	<u>-</u>	<u>7,371.3</u>	<u>3,667.3</u>	<u>-</u>	<u>3,704.0</u>
FY 1972/4	-	3,667.1	-	3,667.1	1,130.3	-	2,536.7
FY 1971/3	2,620.3	1,083.9	-	3,704.2	2,537.0	-	1,167.2

UNCLASSIFIED

UNCLASSIFIED

TABLE 135 -- DEPARTMENT OF THE AIR FORCE STATUS OF GROSS UNLIQUIDATED OBLIGATIONS --
BEGINNING AND END OF FY 1972 (CONTINUED)

APPROPRIATION	UNLIQUIDATED OBLIGATIONS 1 JUL 1971	OBLIGATIONS			LESS GROSS EXPENDITURES IN FY 1972	TRANSFER OF UNLIQUIDATED OBLIGATIONS TO "M" ACCOUNT	UNLIQUIDATED OBLIGATIONS CARRIED FORWARD INTO FY 1973
		Incurred In FY 1972	Adjustments Lapses, Recoveries In FY 1972	Available for Liquidation			
<u>Missile Procurement - Total</u>	990.2	1,648.1	-	2,638.3	1,339.8	-	1,298.5
FY 1972/4	-	1,353.6	-	1,353.6	330.9	-	1,022.7
FY 1971/3	990.2	294.5	-	1,284.7	1,008.9	-	275.8
<u>Other Procurement - Total</u>	1,085.0	1,586.2	-	2,671.2	1,597.3	-	1,073.9
FY 1972/4	-	1,364.4	-	1,364.4	621.2	-	743.3
FY 1971/3	1,085.0	221.7	-	1,306.7	976.1	-	330.6
<u>Research, Development, Test & Evaluation - Total</u>	1,505.5	3,274.1	-	4,779.6	3,349.0	-	1,430.6
FY 1972/3	-	3,002.1	-	3,002.1	1,910.0	-	1,092.1
FY 1971/2	1,505.5	272.0	-	1,777.5	1,439.0	-	338.5
<u>Military Construction, Air Force - Total</u>	314.5	253.1	-	567.6	315.9	-	251.7
FY 1972	-	135.7	-	135.7	11.7	-	124.0
FY 1971	157.2	61.6	-	218.8	150.4	-	68.4
FY 1970	101.2	31.3	-	132.5	95.1	-	37.4
FY 1969	29.8	9.6	-	39.4	28.3	-	11.1
FY 1968 and prior	26.3	14.9	-	41.2	30.4	-	10.8
<u>Military Construction, Air Force Reserve - Total</u>	3.8	9.5	-	13.3	5.7	-	7.6
FY 1972	-	6.6	-	6.6	.5	-	6.1
FY 1971	2.2	2.6	-	4.8	3.4	-	1.4
FY 1970	1.3	.2	-	1.5	1.4	-	.1
FY 1969	*	.1	-	.1	*	-	*
FY 1968 and prior3	*	-	.3	.3	-	*
<u>Military Construction, Air National Guard - Total</u>	7.2	12.9	-	20.2	9.7	-	10.5
FY 1972	-	9.1	-	9.1	.5	-	8.6
FY 1971	5.1	3.6	-	8.7	6.8	-	1.9
FY 1970	1.9	.2	-	2.1	2.1	-	-
FY 19692	*	-	.2	.2	-	*
FY 1968 and prior	*	*	-	*	*	-	*

* Less than \$50,000.00

Source: Budget Management Division, Directorate of Budget, Comptroller of the Air Force

UNCLASSIFIED

UNCLASSIFIED

**TABLE 136 — DEPARTMENT OF THE AIR FORCE AMOUNTS AVAILABLE FOR OBLIGATION DURING FY 1972
REFLECTING NEW OBLIGATION AUTHORITY AND THE APPLICATION OF PRIOR UNOBLIGATED BALANCES**

APPROPRIATION TITLES AND CITATION OF PUBLIC LAW FOR NEW OBLIGATING AUTHORITY ENACTED	APPROPRIATION ENACTED	APPROPRIATION TRANSFERS	FY 1972 ANTICIPATED REIMBURSEMENT	UNOBLIGATED CARRY-OVER APPLIED TO FY 1972 PROGRAM	UNOBLIGATED BALANCE LAPSED	TOTAL FY 1972 PROGRAM
<u>ALL APPROPRIATIONS - TOTAL</u>	<u>23,257.3</u>	<u>200.0</u>	<u>2,145.5</u>	<u>3,548.3</u>	<u>(5.0)</u>	<u>29,146.1</u>
Military Personnel, AF PL 91-668	7,000.7	39.7	62.6	-	(*)	7,102.9
Reserve Personnel, AF PL 91-668	106.2	4.2	*	-	(1.5)	109.0
National Guard Personnel, AF PL 91-668	148.9	-	.4	-	(.2)	149.1
Operations and Maintenance, AF PL 91-668	6,374.9	235.5	540.1	7.0	-	7,157.5
Operations and Maintenance, ANG PL 91-668	420.6	-	7.7	-	(3.3)	425.0
Aircraft Procurement, AF PL 91-668 - 91-441	2,899.0	-22.3	1,244.4	2,073.5	-	6,194.6
Missile Procurement, AF PL 91-668 - 91-441	1,633.7	19.0	8.1	451.2	-	2,112.0
Other Procurement, AF PL 91-668 - 91-441	1,479.0	-92.3	89.5	502.6	-	1,978.7
Research, Development, Test and Evaluation PL 91-668 - 91-441	2,887.9	15.5	193.2	318.4	(*)	3,415.1
Military Construction, AF PL 91-544 - 91-511	289.2	.7	(.5)	184.4	-	473.8
Military Construction, AFR PL 91-544 - 91-511	6.6	-	-	5.8	-	12.4
Military Construction, ANG PL 91-544 - 91-511	10.6	-	-	5.3	-	15.9

* Less than \$50,000.00

Source: Budget Management Division, Directorate of Budget, Comptroller of the Air Force

UNCLASSIFIED

UNCLASSIFIED

TABLE 137 — DEPARTMENT OF THE AIR FORCE GROSS EXPENDITURES
AND AMOUNTS AVAILABLE FOR EXPENDITURES DURING FY 1972

(Figures are in million of dollars and do not necessarily add due to rounding. Figures in parentheses denote minus amounts).

APPROPRIATION	UNEXPENDED BALANCE 1 JULY 1971	FY 1972 NEW EXPENDITURE AUTHORITY	APPROPRIATION TRANSFERS & NON-EXPENDI- TURES TRANSACTIONS	REJMBURSE- MENTS FY 1972	TOTAL AVAILABLE FOR EXPENDITURE	GROSS EXPENDITURES DURING FY 1972	RESTORATIONS PUBLIC LAW 798 AND UNOBLIGATED CARRY-OVER PRIOR YEARS	GROSS UNEXPENDED BALANCE 30 JUNE 1972
<u>MILITARY FUNCTIONS, AIR FORCE -TOTAL</u>	<u>12,177.6</u>	<u>23,257.2</u>	<u>137.3</u>	<u>7,490.5</u>	<u>43,062.6</u>	<u>30,656.4</u>	<u>92.0</u>	<u>12,314.2</u>
<u>DIRECT APPROPRIATIONS - TOTAL</u>	<u>10,989.1</u>	<u>23,257.2</u>	<u>200.0</u>	<u>2,094.5</u>	<u>36,540.9</u>	<u>25,248.4</u>	<u>41.6</u>	<u>11,250.9</u>
Military Personnel	130.2	7,000.7	39.7	49.4	7,219.9	7,080.3	31.6	108.0
Reserve Personnel	11.6	106.2	4.2	*	122.1	104.1	5.4	12.6
National Guard Personnel	11.0	148.9	-	.4	160.3	145.4	1.4	13.4
Operation and Maintenance, AF	718.1	6,374.9	235.5	502.3	7,830.9	7,217.8	(-5.6)	618.8
Operation and Maintenance, ANG	49.9	420.6	-	7.7	478.2	418.1	6.7	53.3
Discontinued Procurement Appropriation4	-	-	-	.4	-2.1	2.1	.4
Aircraft Procurement	4,693.8	2,899.0	(-22.3)	1,244.4	8,815.0	3,667.3	-	5,147.6
Missile Procurement	1,441.4	1,633.7	19.0	8.1	3,102.3	1,339.8	-	1,762.4
Other Procurement	1,587.6	1,479.0	-92.3	89.5	3,063.8	1,597.3	-	1,466.5
Research, Development, Test and Evaluation	1,823.8	2,887.9	15.5	193.2	4,920.5	3,349.0	*	1,571.5
Military Construction, AF	499.0	289.2	.7	-5	788.3	315.9	-	472.4
Military Construction, AFR	9.6	6.6	-	-	16.2	5.7	-	10.5
Military Construction, ANG	12.5	10.6	-	-	23.1	9.7	-	13.5
<u>MISCELLANEOUS ACCOUNTS - TOTAL</u>	<u>1,188.5</u>	<u>-</u>	<u>(-62.7)</u>	<u>5,396.0</u>	<u>6,521.8</u>	<u>5,408.1</u>	<u>50.4</u>	<u>1,063.4</u>
Air Force Management Fund	6.7	-	-	2.1	8.8	1.8	1.9	5.1
Air Force Stock Fund	605.7	-	(-58.7)	3,113.8	3,660.8	3,018.3	48.5	594.0
Air Force Industrial Fund	570.4	-	-	2,279.9	2,850.4	2,387.9	-	462.4
Defense Production Guarantees	5.7	-	(-4.0)	.1	1.8	*	-	1.8

Source: Budget Management Division, Directorate of Budget, Comptroller of the Air Force

UNCLASSIFIED

UNCLASSIFIED

TABLE 138 - DEPARTMENT OF THE AIR FORCE FUNDS AVAILABLE FOR OBLIGATION
IN FY 1972 WITH ACTUAL OBLIGATIONS - DURING FY 1972

(Figures are in million dollars and do not necessarily add due to rounding. Figures in parentheses denote minus amounts.)

PROGRAM NUMBER	APPROPRIATION AND PROGRAM TITLE	TOTAL AVAILABLE FOR OBLIGATION DURING FY 1972	CUMULATIVE OBLIGATIONS			
			First Quarter	Second Quarter	Third Quarter	Fourth Quarter
	<u>ALL DIRECT APPROPRIATIONS - TOTAL</u>	\$ <u>29,117.9</u>	<u>7,217.4</u>	<u>13,108.9</u>	<u>19,706.6</u>	<u>26,445.0</u>
	<u>MILITARY PERSONNEL - TOTAL</u>	<u>7,102.9</u>	<u>1,674.3</u>	<u>3,392.7</u>	<u>5,320.5</u>	<u>7,102.9</u>
510	Pay and Allowances of Officers	2,058.9	500.0	995.8	1,529.2	2,058.9
530	Pay and Allowances of Enlisted Personnel	4,241.9	974.1	2,001.1	3,154.8	4,241.9
550	Pay and Allowances of Cadets	14.6	4.3	8.7	12.6	14.6
560	Subsistence of Enlisted Personnel	346.5	85.2	175.1	263.8	346.5
570	Movements - Permanent Change of Station	424.8	105.0	201.6	345.6	424.8
590	Other Military Personnel Costs	17.3	5.6	10.4	14.5	17.3
993	Refunds on Transportation of Persons and Things	(1.0)	(*)	(*)	(*)	(1.0)
999	Miscellaneous Personnel Costs	-	-	-	-	-
	Undistributed	-	-	-	-	-
	<u>RESERVE PERSONNEL - TOTAL</u>	<u>110.4</u>	<u>29.8</u>	<u>52.6</u>	<u>79.3</u>	<u>109.0</u>
720	Reserve Personnel	97.3	27.5	46.5	69.9	96.2
780	Reserve Officer Candidates	13.2	2.3	6.1	9.4	12.8
	<u>NATIONAL GUARD - TOTAL</u>	<u>149.3</u>	<u>40.7</u>	<u>69.7</u>	<u>104.3</u>	<u>149.1</u>
520	National Guard Personnel	149.3	40.7	69.7	104.3	149.1
	<u>OPERATION AND MAINTENANCE, AIR FORCE - TOTAL</u>	<u>7,124.1</u>	<u>1,990.3</u>	<u>3,563.2</u>	<u>5,271.2</u>	<u>7,124.1</u>
	MFP 1 Strategic Forces	1,155.0	350.9	597.3	865.3	1,163.5
	MFP 2 General Purpose Forces	1,077.8	287.6	535.5	790.8	1,074.9
	MFP 3 Intelligence & Communications	565.8	182.7	310.9	432.4	559.8
	MFP 4 Airlift	220.3	61.8	110.7	167.1	222.8
	MFP 5 Guard and Reserve	173.9	44.7	86.6	131.3	173.6
	MFP 7 Central Supply & Maintenance	2,739.1	746.7	1,353.7	2,012.4	2,742.1
	MFP 8 Training, Med & Other Gen Pers Ac.	823.7	209.1	382.6	603.8	828.5
	MFP 9 Administration & Assoc Activities	204.3	50.1	97.7	147.7	203.1
	MFP 10 Military Assistance Activities	164.2	56.8	88.3	120.6	155.8
	Advances to GSA	-	-	-	-	-
	Undistributed	-	-	-	-	-

* Less than \$50,000.00

UNCLASSIFIED

TABLE 138 — DEPARTMENT OF THE AIR FORCE FUNDS AVAILABLE FOR OBLIGATION
IN FY 1972 WITH ACTUAL OBLIGATIONS — DURING FY 1972 (CONTINUED)

PROGRAM NUMBER	APPROPRIATION AND PROGRAM TITLE	TOTAL AVAILABLE FOR OBLIGATION DURING FY 1972	CUMULATIVE OBLIGATIONS			
			First Quarter	Second Quarter	Third Quarter	Fourth Quarter
	<u>OPERATION AND MAINTENANCE, AIR NATIONAL GUARD - TOTAL</u>	<u>428.3</u>	<u>92.8</u>	<u>198.7</u>	<u>306.3</u>	<u>425.0</u>
410	Operation of Aircraft	41.6	8.1	23.0	31.0	41.6
430	Logistical Support	67.9	11.6	28.0	46.9	67.9
440	Training Support	315.7	72.4	146.3	226.3	312.6
470	Medical Support7	.1	.2	.3	.6
480	Service Wide Support	2.4	.5	1.1	1.7	2.4
	Undistributed	-	-	-	-	-
	<u>AIRCRAFT PROCUREMENT - TOTAL</u>	<u>6,194.7</u>	<u>783.7</u>	<u>1,840.4</u>	<u>3,169.0</u>	<u>4,751.0</u>
	<u>AIRCRAFT PROCUREMENT - FY 1972/4 PROGRAM</u>	<u>4,718.1</u>	<u>482.6</u>	<u>1,155.0</u>	<u>2,245.8</u>	<u>3,667.1</u>
1000	Aircraft Weapon System	1,327.1	112.6	415.4	822.5	1,109.8
1100	Modifications	564.1	50.1	136.8	276.3	390.0
1200	In-Service Direct Ground Support Equipment - Common	46.2	.4	4.2	10.6	33.6
1300	Component Improvement	45.6	-	23.0	31.7	45.3
1400	Aircraft Industrial Facilities	16.2	.1	2.2	6.9	15.5
1500	Aircraft Replenishment Spares and Repair Parts	320.0	65.6	127.9	221.4	289.8
1600	Aircraft Initial Spares and Repair Parts	82.5	4.2	15.7	25.5	48.1
1700	War Consumables	7.9	-	-	-	-
1800	Procurement for Other than AF	1,461.1	56.7	106.6	268.0	1,068.4
1900	Other Charges	673.1	192.9	323.3	583.0	666.6
9930	Refunds on Transportation of Persons and Things	-	(*)	(*)	(*)	(*)
	Undistributed	174.2	-	-	-	-
	<u>AIRCRAFT PROCUREMENT PRIOR YEARS</u>	<u>1,476.6</u>	<u>301.1</u>	<u>685.4</u>	<u>923.2</u>	<u>1,083.9</u>
	<u>MISSILE PROCUREMENT - TOTAL</u>	<u>2,112.1</u>	<u>460.1</u>	<u>854.7</u>	<u>1,419.1</u>	<u>1,648.1</u>
	<u>MISSILE PROCUREMENT - FY 1972/4 PROGRAMS</u>	<u>1,692.5</u>	<u>357.3</u>	<u>686.5</u>	<u>1,149.9</u>	<u>1,353.6</u>
2000	Missile Weapon System	1,070.0	235.2	452.0	775.1	887.8
2100	Modification	45.4	24.8	27.6	13.8	19.9
2200	Replacement Equipment & VATE	1.6	*	*	.1	.6
2300	Space Programs	121.7	35.6	69.0	86.6	88.8
2400	Missile Industrial Facilities	2.5	-	-	.4	2.0
2500	Missile Replenishment Spares & Repair Parts	10.6	.7	3.6	6.4	10.1
2600	Missile Initial Spares & Repair Parts	30.4	1.1	2.1	8.0	15.5

* Less than \$50,000.00

UNCLASSIFIED

UNCLASSIFIED

TABLE 138 - DEPARTMENT OF THE AIR FORCE FUNDS AVAILABLE FOR OBLIGATION
IN FY 1972 WITH ACTUAL OBLIGATIONS - DURING FY 1972 (CONTINUED)

PROGRAM NUMBER	APPROPRIATION AND PROGRAM TITLE	TOTAL AVAILABLE FOR OBLIGATIONS DURING FY 1972	CUMULATIVE OBLIGATIONS			
			First Quarter	Second Quarter	Third Quarter	Fourth Quarter
2700	Special Projects	15.9	.1	.7	3.4	4.7
2800	Procurement Other Than AF.	8.8	2.6	2.8	5.5	5.7
2900	Other Charges.	385.6	57.9	128.8	250.6	318.6
9930	Refunds on Transportation of Persons and Things.	-	(*)	(*)	(*)	(*)
	<u>MISSILE PROCUREMENT PRIOR YEARS</u>	<u>419.6</u>	<u>102.8</u>	<u>167.2</u>	<u>269.2</u>	<u>294.5</u>
	<u>OTHER PROCUREMENT - TOTAL</u>	<u>1,978.9</u>	<u>644.5</u>	<u>973.5</u>	<u>1,230.9</u>	<u>1,586.2</u>
	<u>OTHER PROCUREMENT - FY 1972/4 PROGRAM</u>	<u>1,637.3</u>	<u>563.5</u>	<u>829.0</u>	<u>1,052.8</u>	<u>1,364.4</u>
8100	Munitions and Associated Equipment	775.0	414.6	499.1	565.1	726.3
8200	Vehicular Equipment.	68.4	3.3	11.8	24.7	46.0
8400	Electronic and Telecommunications Equipment	170.3	25.5	52.5	75.9	110.4
8500	Other Base Maintenance and Support Equipment	515.8	111.4	256.0	361.2	444.2
8600	Other Industrial Facilities.	2.0	*	*	.1	1.1
8700	Procurement for Other than Air Force	63.3	.8	1.4	5.8	12.6
8800	Equipment Modification	42.5	7.9	8.6	20.5	24.4
9930	Refunds on Transportation of Persons and Things.	-	(.1)	(.3)	(.4)	(.6)
	Undistributed.	-	-	-	-	-
	<u>PRIOR YEAR PROGRAMS</u>	<u>341.4</u>	<u>81.0</u>	<u>144.5</u>	<u>178.1</u>	<u>221.7</u>
	<u>RESEARCH, DEVELOPMENT, TEST & EVALUATION - TOTAL.</u>	<u>3,415.1</u>	<u>1,459.0</u>	<u>2,076.0</u>	<u>2,670.4</u>	<u>3,274.1</u>
	<u>RESEARCH, DEVELOPMENT, TEST & EVALUATION - FY 1972/3 PROGRAM.</u>	<u>3,143.1</u>	<u>1,316.1</u>	<u>1,854.7</u>	<u>2,426.4</u>	<u>3,002.1</u>
601	First Destination Transportation	-	-	-	-	-
610	Aircraft and Related Equipment	1,198.9	798.2	915.1	1,047.2	1,186.0
620	Missiles and Related Equipment	453.2	110.2	249.4	364.2	441.0
630	Military Astronautics and Related Equipment.	408.2	74.7	168.2	269.4	349.7
660	Ord Comb Vehicle & Related Equipment	95.5	12.0	34.7	60.2	91.6
670	Other Equipment.	441.7	163.7	218.4	299.4	417.8
680	Military Sciences.	158.7	39.6	69.6	105.0	147.2
690	Program Wide Management and Support.	386.9	117.6	199.3	281.0	368.8
993	Refunds on Transportation of Persons and Things.	-	-	-	-	-
	<u>PRIOR YEARS PROGRAMS - TOTAL.</u>	<u>272.0</u>	<u>142.9</u>	<u>221.3</u>	<u>244.0</u>	<u>272.0</u>

* Less than \$50,000.00

UNCLASSIFIED

UNCLASSIFIED

TABLE 138 - DEPARTMENT OF THE AIR FORCE FUNDS AVAILABLE FOR OBLIGATION
IN FY 1972 WITH ACTUAL OBLIGATIONS - DURING FY 1972 (CONTINUED)

PROGRAM NUMBER	APPROPRIATION AND PROGRAM TITLE	TOTAL AVAILABLE FOR OBLIGATIONS DURING FY 1972	CUMULATIVE OBLIGATIONS			
			First Quarter	Second Quarter	Third Quarter	Fourth Quarter
	<u>MILITARY CONSTRUCTION, AIR FORCE - TOTAL</u>	473.8	<u>39.4</u>	<u>83.1</u>	<u>126.6</u>	<u>253.1</u>
	<u>MILITARY CONSTRUCTION, AIR FORCE - FY 1972 PROGRAM</u>	289.3	<u>1.0</u>	<u>5.7</u>	<u>31.8</u>	<u>135.7</u>
310	Project Planning and Design	16.2	.1	1.2	4.1	8.7
320	Major Construction, Inside the US	244.1	-	-	18.2	112.8
330	Major Construction, Outside the US	13.3	-	-	.4	1.0
340	Minor Construction	13.5	.9	4.5	9.2	13.2
350	Support Activities4	-	-	*	*
993	Appropriation Refunds	-	-	(*)	(*)	(*)
	Appropriation Transfer Account	1.9	-	-	-	-
	<u>PRIOR YEAR PROGRAMS - TOTAL</u>	184.5	<u>38.4</u>	<u>77.4</u>	<u>94.8</u>	<u>117.4</u>
	<u>MILITARY CONSTRUCTION, AIR FORCE RESERVE - TOTAL</u>	12.4	<u>1.3</u>	<u>2.1</u>	<u>3.2</u>	<u>9.5</u>
	<u>MILITARY CONSTRUCTION, AIR FORCE RESERVE - FY 1972 PROGRAM</u>	8.6	<u>-</u>	<u>.1</u>	<u>1.1</u>	<u>6.6</u>
310	Project Planning & Design5	-	.1	.1	.2
320	Major Construction	7.6	-	-	.9	6.2
340	Minor Construction4	-	*	.1	.2
	<u>PRIOR YEAR PROGRAMS - TOTAL</u>	3.8	<u>1.3</u>	<u>2.0</u>	<u>2.1</u>	<u>2.9</u>
	<u>MILITARY CONSTRUCTION, AIR NATIONAL GUARD - TOTAL</u>	15.9	<u>1.5</u>	<u>2.2</u>	<u>5.8</u>	<u>12.9</u>
	<u>MILITARY CONSTRUCTION, AIR NATIONAL GUARD - FY 1972 PROGRAM</u>	11.1	<u>-</u>	<u>*</u>	<u>2.8</u>	<u>9.1</u>
310	Project Planning & Design5	-	*	.1	.2
320	Major Construction	10.0	-	-	2.7	8.4
340	Minor Construction6	-	*	-	.5
	<u>PRIOR YEAR PROGRAMS - TOTAL</u>	4.8	<u>1.5</u>	<u>2.1</u>	<u>3.0</u>	<u>3.8</u>

* Less than \$50,000.00

Source: Budget Management Division, Directorate of Budget, Comptroller of the Air Force

UNCLASSIFIED

UNCLASSIFIED

TABLE 139 - DEPARTMENT OF THE AIR FORCE GROSS EXPENDITURES
AGAINST FY 1972 PROGRAM DURING FY 1972

(Figures are in millions of dollars and do not necessarily add to totals due to rounding. Figures in parentheses denote minus amounts.)

PROGRAM NUMBER	APPROPRIATION AND PROGRAM TITLE	GROSS EXPENDITURES - CUMULATIVE			
		First Quarter	Second Quarter	Third Quarter	Fourth Quarter
	<u>ALL DIRECT APPROPRIATIONS FY 1972 - TOTAL</u>	<u>3,318.9</u>	<u>7,640.2</u>	<u>12,642.7</u>	<u>18,186.4</u>
	<u>MILITARY PERSONNEL - TOTAL</u>	<u>1,613.4</u>	<u>3,315.4</u>	<u>5,167.0</u>	<u>7,004.1</u>
510	Pay and Allowance of Officers.	491.1	974.8	1,508.5	2,041.4
530	Pay and Allowance of Enlisted Personnel.	974.0	1,991.3	3,124.9	4,227.8
550	Pay and Allowance of Cadets.	4.2	7.7	11.3	14.1
560	Subsistence of Enlisted Personnel.	75.7	163.1	250.2	330.3
570	Movement - Permanent Change of Station.	53.7	156.3	244.2	338.2
590	Other Military Personnel Costs.	2.7	6.8	10.8	15.1
993	Appropriation Refunds on Transportation of Persons and Things.	(*)	(*)	(*)	(*)
999	Miscellaneous Personnel Costs.9	.6	.4	.4
	Undistributed.	11.1	14.9	16.7	36.8
	<u>RESERVE PERSONNEL - TOTAL</u>	<u>21.3</u>	<u>43.6</u>	<u>68.3</u>	<u>97.0</u>
720	Reserve Personnel.	19.7	38.8	60.0	85.4
780	Reserve Officer Candidates.	1.5	4.7	8.3	11.5
993	Appropriation Refunds.	-	-	-	-
	Undistributed.1	*	.1	*
	<u>NATIONAL GUARD PERSONNEL - TOTAL</u>	<u>11.6</u>	<u>60.1</u>	<u>95.6</u>	<u>136.4</u>
520	National Guard Personnel.	11.7	59.9	95.5	136.3
	Undistributed.	(.1)	.1	.1	.1
	<u>OPERATION AND MAINTENANCE, AIR FORCE - TOTAL</u>	<u>1,193.5</u>	<u>2,837.4</u>	<u>4,570.0</u>	<u>6,574.3</u>
	MFP 1 Strategic Forces.	205.3	474.7	753.1	1,065.9
	MFP 2 General Purpose Forces.	178.0	449.5	691.4	968.9
	MFP 3 Intelligence & Communications.	104.2	232.5	364.0	507.6
	MFP 4 Airlift.	40.9	97.4	149.9	204.3
	MFP 5 Guard and Reserve Forces.	30.2	72.8	115.7	162.7
	MFP 7 Central Supply & Maintenance.	415.8	1,022.9	1,719.1	2,534.6
	MFP 8 Training, Med & Other Gen Pers Ac.	127.2	314.0	506.9	779.8
	MFP 9 Administration & Assoc Activities.	37.2	87.6	132.5	190.9
	MFP 10 Military Assistance Activities.	14.8	48.8	93.1	128.2
	Advances to GSA.	27.0	27.0	27.0	22.0
	Undistributed Expenditure Trans.	13.0	10.2	17.3	9.4
	<u>OPERATION AND MAINTENANCE, AIR NATIONAL GUARD - TOTAL</u>	<u>63.0</u>	<u>160.2</u>	<u>263.6</u>	<u>380.4</u>
410	Operation of Aircraft.	6.3	15.4	23.5	33.4
430	Logistical Support.2	13.5	31.3	50.7
440	Training Support.	54.5	129.5	206.1	293.6
470	Medical Support.1	.2	.3	.5
480	Service Wide Support.5	1.1	1.5	2.1
	Undistributed.	1.4	.5	1.0	.2
	<u>AIRCRAFT PROCUREMENT - TOTAL</u>	<u>206.5</u>	<u>451.5</u>	<u>862.2</u>	<u>1,130.3</u>
1000	Aircraft Weapons System.	24.3	114.2	234.8	346.7
1100	Modification.	3.1	8.3	17.0	36.1
1200	In-Service Direct Ground Support Equipment - Common.	*	.1	.9	5.1
1300	Component Improvement.	-	1.5	9.9	22.4
1400	Aircraft Industrial Facilities.	-	*	.1	.7
1500	Aircraft Replenishment Spares and Repair Parts.	4.7	13.9	36.8	78.3
1600	Aircraft Initial Spares and Repair Parts.	-	-	*	.6
1700	War Consumables.	-	-	-	-
1800	Procurement for Other than Air Force.9	5.7	24.8	55.0
1900	Other Charges.	173.3	305.8	535.8	585.4
3010	Acft Weapons System, First Destination Trans.1	.3	.3	.2
9930	Refunds on Trans of Persons and Things.	(*)	(*)	(.1)	(.1)
	Undistributed.	*	1.7	1.9	

* Less than \$50,000.00

UNCLASSIFIED

TABLE 139 -- DEPARTMENT OF THE AIR FORCE GROSS EXPENDITURES
AGAINST FY 1972 PROGRAM -- DURING FY 1972 (CONTINUED)

PROGRAM NUMBER	APPROPRIATION AND PROGRAM TITLE	GROSS EXPENDITURES - CUMULATIVE			
		First Quarter	Second Quarter	Third Quarter	Fourth Quarter
	<u>MISSILE PROCUREMENT - TOTAL</u>	7.7	63.5	169.5	330.9
2000	Missile Weapon System	7.2	40.3	101.8	196.1
2100	Modification	*	1.4	5.6	7.3
2200	Replacement Equipment and VATE	-	-	*	*
2300	Space Program1	1.9	4.4	7.3
2400	Missile Industrial Facilities	*	-	-	*
2500	Missile Replenishment Spares and Repair Parts	*	.1	.8	2.0
2600	Missile Initial Spares and Repair Parts	*	.1	.5	1.4
2700	Special Projects	*	*	.9	1.4
2800	Procurement Other than Air Force		19.1	2.2	2.2
2900	Other Charges3	.2	52.1	112.1
3020	Missile Weapon System, First Destination Transportation1	(*)	.1	.1
9930	Refunds On Transportation of Persons and Things	(*)	(*)	(*)	-
	Undistributed	(*)	.4	1.0	.9
	<u>OTHER PROCUREMENT - TOTAL</u>	56.7	176.6	312.1	621.2
8100	Munitions and Associated	*	8.0	46.8	253.4
8200	Vehicular Equipment1	.4	1.3	3.8
8400	Electronic and Telecommunications Equipment	*	4.6	14.5	33.8
8500	Other Base Maintenance and Support Equipment	55.8	160.4	240.3	321.1
8600	Other Industrial Facilities	*	*	*	*
8700	Procurement Other than Air Force	-	.1	1.7	1.2
8800	Equipment Modification1	1.8	5.9
9930	Refunds on Transportation of Persons and Things	(.1)	(.3)	(.4)	(.6)
3080	Other Procurement, First Destination Transportation	1.1	3.8	1.8	1.6
	Undistributed	(.3)	(.5)	4.2	1.0
	<u>RESEARCH, DEVELOPMENT, TEST AND EVALUATION - TOTAL</u>	145.1	530.5	1,131.3	1,910.0
601	First Destination Transportation	*	.2	*	*
610	Aircraft and Related Equipment	15.1	137.2	383.0	735.8
620	Missiles and Related Equipment	14.7	85.5	194.9	323.6
630	Military Astronautics and Related Equipment	14.4	39.4	111.0	197.9
660	Ord Combat Vehicle & Related Equipment	3.8	11.1	23.5	43.7
670	Other Equipment	17.6	62.6	118.3	187.1
680	Military Sciences	10.9	29.9	55.1	95.5
690	Program Wide Management and Support	68.4	164.2	244.2	325.5
993	Refunds on Transportation of Persons and Things	-*	*	*	-1.1
	Undistributed1	.4	1.3	1.1
	<u>MILITARY CONSTRUCTION, AIR FORCE - TOTAL</u>1	1.4	4.3	11.7
310	Project Planning and Design	-	.3	1.0	2.6
320	Major Construction, Inside the US	-	-	-	3.1
330	Major Construction, Outside the US	-	-	-	-
340	Minor Construction1	1.1	3.4	6.0
350	Support Activities	-	-	-	*
993	Refunds on Transportation of Persons and Things	-	(*)	(*)	(*)
	Appropriation Transfer Account	-	-	-	-
	<u>MILITARY CONSTRUCTION AIR FORCE RESERVE - TOTAL</u>	-	-	.1	.5
310	Project Planning and Design	-	-	*	.1
320	Major Construction	-	-	-	.3
340	Minor Construction	-	-	.1	.1
	<u>MILITARY CONSTRUCTION, AIR NATIONAL GUARD - TOTAL</u>	-	*	*	.5

* Less than \$50,000.00

Source: Budget Management Division, Directorate of Budget, Comptroller of the Air Force

UNCLASSIFIED

TABLE 140 - DEPARTMENT OF THE AIR FORCE GROSS EXPENDITURES
AGAINST FY 1971 PROGRAM DURING FY 1972

(Figures are in millions of dollars and do not necessarily add to totals due to rounding. Figures in parentheses denote minus amounts).

PROGRAM NUMBER	APPROPRIATION AND PROGRAM TITLE	GROSS EXPENDITURES - CUMULATIVE			
		First Quarter	Second Quarter	Third Quarter	Fourth Quarter
	<u>ALL DIRECT APPROPRIATIONS FY 1971 - TOTAL</u>	<u>1,848.7</u>	<u>3,177.3</u>	<u>4,171.6</u>	<u>5,045.3</u>
	<u>MILITARY PERSONNEL - TOTAL</u>	<u>67.5</u>	<u>70.4</u>	<u>74.9</u>	<u>75.2</u>
510	Pay and Allowances of Officers	(2.6)	(2.8)	(2.8)	(2.8)
530	Pay and Allowances of Enlisted Personnel	(6.0)	(7.8)	(8.1)	(8.1)
550	Pay and Allowances of Cadets	(*)	(*)	(*)	*
560	Subsistence of Enlisted Personnel	9.9	10.8	14.3	14.2
570	Movement - Permanent Change of Station	70.4	82.8	86.2	87.5
590	Other Military Personnel Costs3	.3	.3	.3
993	Appropriation Refunds on Transportation of Persons and Things	(.1)	(.1)	(.2)	(.3)
999	Miscellaneous Personnel Costs	-	-	-	-
	Undistributed	(4.4)	(12.7)	(14.8)	(15.5)
	<u>RESERVE PERSONNEL - TOTAL</u>	<u>6.5</u>	<u>7.0</u>	<u>7.1</u>	<u>7.1</u>
720	Reserve Personnel	6.0	6.2	6.3	6.3
780	Reserve Officer Candidates6	.8	.8	.8
993	Appropriation Refunds	(*)	(*)	(*)	(*)
	Undistributed	(*)	(*)	(*)	(*)
	<u>NATIONAL GUARD PERSONNEL - TOTAL</u>	<u>8.8</u>	<u>8.9</u>	<u>8.9</u>	<u>9.0</u>
520	National Guard Personnel	8.8	9.0	9.0	9.0
993	Appropriation Refunds	-	(*)	(*)	(*)
	Undistributed	(*)	(*)	(*)	(*)
	<u>OPERATION AND MAINTENANCE, AIR FORCE - TOTAL</u>	<u>420.2</u>	<u>523.2</u>	<u>572.4</u>	<u>600.2</u>
	MFP 1 Strategic Forces	73.4	91.7	98.7	102.7
	MFP 2 General Purpose Forces	50.8	74.6	84.2	89.0
	MFP 3 Intelligence & Communications	19.7	28.0	32.6	36.2
	MFP 4 Airlift	27.5	16.9	17.2	16.8
	MFP 5 Guard and Reserve Forces	13.2	14.4	14.3	14.6
	MFP 7 Central Supply & Maintenance	170.8	208.3	227.4	234.8
	MFP 8 Training, Med & Other Gen Pers Activities	46.5	62.7	68.6	70.2
	MFP 9 Administration & Assoc Activities1	2.9	(*)	1.8
	MFP 10 Military Assistance Activities	31.2	38.0	43.7	48.3
	Advance to GSA	(27.0)	(27.0)	(27.0)	(27.0)
	Undistributed Expenditure Trans.	14.1	12.7	12.8	12.8
	<u>OPERATION AND MAINTENANCE, AIR NATIONAL GUARD - TOTAL</u>	<u>30.9</u>	<u>35.5</u>	<u>36.8</u>	<u>37.4</u>
410	Operation of Aircraft	3.7	3.7	3.7	3.7
430	Logistical Support	9.0	10.0	10.2	10.2
440	Training Support	19.1	22.7	23.8	24.3
470	Medical Support1	.1	.1	.1
480	Service Wide Support	*	(1.0)	(1.0)	(1.0)
	Undistributed	(1.0)	(*)	(1.0)	(1.0)
993	Refunds	-	(*)	(*)	(*)
	<u>AIRCRAFT PROCUREMENT - TOTAL</u>	<u>450.4</u>	<u>786.4</u>	<u>1,172.8</u>	<u>1,535.3</u>
1000	Aircraft Weapons System	287.8	444.1	625.6	735.5
1100	Modifications	47.2	109.0	181.8	252.4
1200	In-Service Direct Ground Support Equipment - Common	7.4	16.0	22.8	29.6
1300	Component Improvement	7.1	15.0	17.5	19.6
1400	Aircraft Industrial Facilities8	3.1	5.9	9.6
1500	Aircraft Replenishment Spares and Repair Parts	41.6	99.7	154.4	198.5
1600	Aircraft Initial Spares and Repair Parts	17.9	22.6	28.0	63.8
1700	War Consumables	1.1	1.5	1.4	1.4
1800	Procurement for Other Than Air Force	20.4	44.0	90.6	160.0

* Less Than \$50,000.00

UNCLASSIFIED

UNCLASSIFIED

TABLE 140 -- DEPARTMENT OF THE AIR FORCE GROSS EXPENDITURES
AGAINST FY 1971 PROGRAM DURING FY 1972 (CONTINUED)

PROGRAM NUMBER	APPROPRIATION AND PROGRAM TITLE	GROSS EXPENDITURES - CUMULATIVE			
		First Quarter	Second Quarter	Third Quarter	Fourth Quarter
<u>AIRCRAFT PROCUREMENT (Continued)</u>					
1900	Other Charges	19.2	31.6	45.1	65.0
3010	Aircraft Weapons System, First Destination Transportation	(*)	(.2)	(.2)	(.2)
9930	Refunds on Transportation of Persons and Things	(*)	(*)	(*)	(*)
<u>MISSILE PROCUREMENT - TOTAL</u>					
2000	Missile Weapons System	208.7	445.9	612.3	774.4
2100	Modifications	97.2	218.8	324.3	416.8
2200	Replacement Equipment and VATE	7.8	15.9	26.2	37.4
2300	Space Programs	*	.8	1.0	1.0
2400	Missile Industrial Facilities	12.9	44.6	60.4	79.9
2500	Missile Replenishment Spares and Repair Parts2	.4	.8	1.2
2600	Missile Initial Spares and Repair Parts6	2.0	2.8	3.6
2700	Special Projects3	5.5	1.9	8.5
2800	Procurement Other Than Air Force	2.8	3.7	5.6	9.6
2900	Other Charges	*	.1	.1	.2
3020	Missile Weapons System, First Destination Transportation	87.0	154.3	189.5	216.3
9930	Refunds on Transportation of Persons and Things	(.1)	(.2)	(.2)	(.2)
	Undistributed	(*)	(*)	(*)	(*)
<u>OTHER PROCUREMENT - TOTAL</u>					
8100	Munitions and Associated Equipment	144.7	351.7	535.8	710.2
8200	Vehicular Equipment	70.6	195.7	325.0	439.3
8400	Electronic and Telecommunications Equipment	6.9	16.8	24.7	33.2
8500	Other Base Maintenance and Support Equipment	15.5	48.8	71.1	103.2
8600	Other Industrial Facilities	44.9	79.8	95.5	104.7
8700	Procurement Other Than Air Force1	.1	.2	.3
8800	Equipment Modification	3.9	6.8	11.9	16.6
9930	Refunds on Transportation of Persons and Things	3.8	7.0	10.8	16.5
3080	Other Procurement, First Destination Transportation	(1.1)	(*)	(*)	(*)
	Undistributed	(.1)	(3.4)	(3.5)	(3.7)
<u>RESEARCH, DEVELOPMENT, TEST AND EVALUATION - TOTAL</u>					
601	First Destination Transportation	484.3	871.7	1,029.4	1,135.9
610	Aircraft and Related Equipment2	(.1)	(.1)	(.1)
620	Missiles and Related Equipment	193.9	340.8	353.6	369.4
630	Military Astronautics and Related Equipment	115.9	203.6	235.5	255.2
660	Ord Comb Vehicle and Related Equipment	75.9	161.4	206.2	228.7
670	Other Equipment	9.6	19.8	31.8	42.3
680	Military Sciences	52.1	86.6	126.8	153.2
690	Program Wide Management and Support	18.0	35.7	47.9	55.9
993	Refunds on Transportation of Persons and Things	18.7	23.8	27.7	31.2
	Undistributed	(*)	(*)	(*)	(*)
<u>MILITARY CONSTRUCTION, AIR FORCE - TOTAL</u>					
310	Project Planning and Design	25.0	71.4	113.2	150.4
320	Major Construction, Inside US	1.2	3.6	6.2	8.7
330	Major Construction, Outside the US	18.8	55.9	91.0	122.3
340	Minor Construction9	3.2	5.4	7.6
350	Support Activities	3.9	8.4	10.3	11.5
993	Refunds on Transportation of Persons and Things1	-	*	(*)
	Appropriation Transfer Account	-	.3	.3	.3
<u>MILITARY CONSTRUCTION, AIR FORCE RESERVE - TOTAL</u>					
310	Project Planning and Design2	1.1	2.0	3.4
320	Major Construction1	.2	.2	.3
340	Minor Construction1	.8	1.7	3.0
	Undistributed1	.1	.1	.1
<u>MILITARY CONSTRUCTION, AIR NATIONAL GUARD - TOTAL</u>					
		1.5	4.1	6.0	6.8

* Less than \$50,000.00

Source: Budget Management Division, Directorate of Budget, Comptroller of the Air Force

UNCLASSIFIED

UNCLASSIFIED

TABLE 141 - DEPARTMENT OF THE AIR FORCE GROSS EXPENDITURES
AGAINST FY 1970 PROGRAM DURING FY 1972

(Figures are in millions of dollars and do not necessarily add to totals due to rounding. Figures in parentheses denote minus amounts.)

PROGRAM NUMBER	APPROPRIATION AND PROGRAM TITLE	GROSS EXPENDITURES - CUMULATIVE			
		First Quarter	Second Quarter	Third Quarter	Fourth Quarter
	<u>ALL DIRECT APPROPRIATIONS FY 1970 - TOTAL</u>	<u>555.0</u>	<u>888.6</u>	<u>1,129.8</u>	<u>1,365.7</u>
	<u>MILITARY PERSONNEL - TOTAL</u>	<u>.5</u>	<u>.6</u>	<u>.7</u>	<u>.8</u>
510	Pay and Allowances of Officers	*	.1	.1	.1
530	Pay and Allowances of Enlisted Personnel1	.1	.1	.1
550	Pay and Allowances of Cadets	(*)	(*)	(*)	(*)
560	Subsistence of Enlisted Personnel	*	(*)	(*)	*
570	Movements - Permanent Change of Station7	.9	1.1	1.2
590	Other Military Personnel Costs	-	-	*	*
933	Appropriation Refunds on Transportation of Persons and Things	(.1)	(.2)	(.3)	(.3)
999	Miscellaneous Personnel Costs	-	-	-	-
	Undistributed	(.2)	(.3)	(.3)	(.3)
	<u>RESERVE PERSONNEL - TOTAL</u>	<u>*</u>	<u>*</u>	<u>*</u>	<u>*</u>
750	Reserve Personnel	*	*	*	*
770	Reserve Officer Candidates	-	-	-	-
	Undistributed	-	*	*	*
993	Appropriation Refunds	(*)	-	(*)	*
	<u>NATIONAL GUARD PERSONNEL - TOTAL</u>	<u>*</u>	<u>*</u>	<u>*</u>	<u>*</u>
520	National Guard Personnel	*	*	*	*
	Undistributed	-	-	-	-
993	Appropriation Refunds	(*)	(*)	(*)	(*)
	<u>OPERATION AND MAINTENANCE, AIR FORCE - TOTAL</u>	<u>8.8</u>	<u>14.6</u>	<u>17.2</u>	<u>22.3</u>
	MFP 1 Strategic Forces	2.6	1.7	1.5	3.1
	MFP 2 General Purpose Forces	(9.0)	4.0	6.7	8.7
	MFP 3 Intelligence and Communications	1.1	1.0	(.1)	.2
	MFP 4 Airlift	10.9	1.7	1.6	1.7
	MFP 5 Guard and Reserve Forces	*	*	*	.1
	MFP 7 Central Supply and Maintenance	31.3	34.4	36.1	37.7
	MFP 8 Training, Med and Other Gen Pers Activities	2.4	2.1	2.1	2.1
	MFP 9 Administration and Assoc Activities	(1.0)	(.7)	(.4)	(.3)
	MFP 10 Military Assistance Activities	2.6	2.7	2.6	1.9
	Advances to GSA	-	-	-	-
	Undistributed Expenditure Trans.	(32.3)	(32.4)	(32.9)	(32.8)
	<u>OPERATION AND MAINTENANCE, AIR NATIONAL GUARD - TOTAL</u>	<u>(*)</u>	<u>.1</u>	<u>.1</u>	<u>.3</u>
410	Operation of Aircraft	*	*	*	*
430	Logistical Support	(.1)	(.1)	(.1)	(.1)
440	Training Support	*	.2	.2	.4
470	Medical Support	-	-	-	-
480	Service Wide Support	-	-	(*)	-
	Undistributed	*	*	*	(*)
993	Refund on Transportation	(*)	(*)	(*)	*
	<u>AIRCRAFT PROCUREMENT - TOTAL</u>	<u>265.8</u>	<u>418.9</u>	<u>514.7</u>	<u>646.8</u>
1000	Aircraft Weapons System	101.6	128.6	135.1	196.7
1100	Modification	28.7	74.2	107.8	133.4
1200	In-Service Direct Ground Support Equipment - Common	4.8	9.4	15.0	19.6
1300	Component Improvement1	.3	.5	.8
1400	Aircraft Industrial Facilities	2.8	6.4	9.4	11.4
1500	Aircraft Replenishment Spares and Repair Parts	17.1	28.6	32.3	37.3

* Less than \$50,000.00

UNCLASSIFIED

UNCLASSIFIED

TABLE 141 - DEPARTMENT OF THE AIR FORCE GROSS EXPENDITURES
AGAINST FY 1970 PROGRAM DURING FY 1972 (CONTINUED)

PROGRAM NUMBER	APPROPRIATION AND PROGRAM TITLE	GROSS EXPENDITURES - CUMULATIVE			
		First Quarter	Second Quarter	Third Quarter	Fourth Quarter
<u>AIRCRAFT PROCUREMENT (Continued)</u>					
1600	Aircraft Initial Spares and Repair Parts	84.2	121.1	148.1	175.2
1700	War Consumables3	.8	1.7	1.7
1800	Procurement for Other Than Air Force	16.2	34.6	44.7	48.5
1900	Other Charges	10.0	15.0	20.2	22.3
3010	Aircraft Weapons System, First Destination Transportation	*	-	-	-
9930	Refunds on Transportation of Persons and Things	-	-	-	-
<u>MISSILE PROCUREMENT - TOTAL</u>		<u>102.4</u>	<u>131.4</u>	<u>164.3</u>	<u>183.0</u>
2000	Missile Weapon System	53.0	59.1	75.9	80.8
2100	Modifications	16.3	23.3	25.1	30.1
2200	Replacement Equipment and VATE4	1.0	1.5	1.8
2300	Space Programs	10.7	12.6	11.6	13.7
2400	Missile Industrial Facilities7	1.2	1.5	1.8
2500	Missile Replenishment Spares and Repair Parts	1.2	1.9	2.3	2.7
2600	Missile Initial Spares and Repair Parts	2.8	3.5	11.6	13.3
2700	Special Projects	3.5	6.8	11.4	14.0
2800	Procurement Other Than Air Force	*	*	.1	.2
2900	Other Charges	13.8	22.0	23.3	24.6
3020	Missile Weapon System, First Destination Transportation	-	-	-	-
9930	Refunds on Transportation of Persons and Things	-	-	-	-
	Undistributed	-	-	-	-
<u>OTHER PROCUREMENT - TOTAL</u>		<u>54.4</u>	<u>107.7</u>	<u>147.1</u>	<u>182.1</u>
8100	Munitions and Associated Equipment	8.5	18.3	26.6	30.8
8200	Vehicular Equipment	2.8	6.4	8.1	11.5
8400	Electronic and Telecommunications Equipment	29.0	46.7	59.9	77.8
8500	Other Base Maintenance and Support Equipment	5.5	8.6	10.3	12.4
8600	Other Industrial Facilities1	.2	.3	.3
8700	Procurement Other Than Air Force	6.5	20.9	33.2	39.7
8800	Equipment Modification	2.0	6.7	8.7	9.6
9930	Refunds on Transportation of Persons and Things	-	-	-	-
3080	Other Procurement, First Destination Transportation	(*)	-	-	-
	Undistributed	-	-	-	-
<u>RESEARCH, DEVELOPMENT, TEST AND EVALUATION - TOTAL</u>		<u>93.6</u>	<u>153.1</u>	<u>202.6</u>	<u>231.8</u>
601	First Destination Transportation	(*)	(*)	(*)	(*)
610	Aircraft and Related Equipment	41.3	67.5	80.7	82.5
620	Missiles and Related Equipment	16.4	20.5	32.8	42.3
630	Military Astronautics and Related Equipment	11.6	20.9	25.8	31.7
670	Other Equipment	18.0	32.2	47.3	57.3
680	Military Sciences	3.8	7.6	10.3	11.8
690	Program Wide Management and Support	2.4	4.4	5.8	6.3
993	Refunds on Transportation of Persons and Things	-	-	-	-
	Undistributed	-	-	-	-
<u>MILITARY CONSTRUCTION, AIR FORCE - TOTAL</u>		<u>27.8</u>	<u>59.3</u>	<u>79.7</u>	<u>95.1</u>
310	Project Planning and Design6	1.7	1.8	2.3
320	Major Construction, Inside US	25.5	53.0	68.7	78.5
330	Major Construction, Outside US	1.8	4.9	8.8	13.8
340	Minor Construction	(.2)	(.3)	.2	.3
350	Support Activities	*	-	*	*
993	Refunds on Transportation of Persons and Things	-	.1	.1	.1
	Undistributed	-	*	*	-
	Appropriation Transfer Account	-	-	-	*

* Less than \$50,000.00

UNCLASSIFIED

TABLE 141 - DEPARTMENT OF THE AIR FORCE GROSS EXPENDITURES
AGAINST FY 1970 PROGRAM DURING FY 1972 (CONTINUED)

PROGRAM NUMBER	APPROPRIATION AND PROGRAM TITLE	GROSS EXPENDITURES - CUMULATIVE			
		First Quarter	Second Quarter	Third Quarter	Fourth Quarter
	<u>MILITARY CONSTRUCTION, AIR FORCE RESERVE - TOTAL</u>	<u>.7</u>	<u>1.2</u>	<u>1.4</u>	<u>1.4</u>
310	Project Planning and Design	-	*	.1	.1
320	Major Construction7	1.2	1.3	1.3
340	Minor Construction	-	-	-	-
	Undistributed	-	-	-	-
	<u>MILITARY CONSTRUCTION, AIR NATIONAL GUARD - TOTAL</u>	<u>1.0</u>	<u>1.7</u>	<u>2.0</u>	<u>2.1</u>

* Less than \$50,000.00

Source: Budget Management Division, Directorate of Budget, Comptroller of the Air Force

TABLE 142 - DEPARTMENT OF THE AIR FORCE GROSS EXPENDITURES
AGAINST FY 1969 AND PRIOR PROGRAMS DURING FY 1972

(Figures are in millions of dollars and do not necessarily add due to rounding. Figures in parentheses denote minor amounts).

APPROPRIATION AND PROGRAM TITLE	GROSS EXPENDITURES - CUMULATIVE			
	First Quarter	Second Quarter	Third Quarter	Fourth Quarter
<u>ALL DIRECT APPROPRIATIONS FY 1969 & PRIOR - TOTAL</u>	<u>127.2</u>	<u>353.4</u>	<u>504.3</u>	<u>612.2</u>
<u>AIRCRAFT PROCUREMENT - TOTAL</u>	<u>73.8</u>	<u>227.9</u>	<u>299.1</u>	<u>354.9</u>
<u>MISSILE PROCUREMENT - TOTAL</u>	<u>1.3</u>	<u>27.4</u>	<u>41.7</u>	<u>51.4</u>
<u>OTHER PROCUREMENT - TOTAL</u>	<u>5.1</u>	<u>32.8</u>	<u>62.3</u>	<u>83.8</u>
<u>RESEARCH, DEVELOPMENT, TEST AND EVALUATION - TOTAL</u>	<u>17.8</u>	<u>26.1</u>	<u>48.7</u>	<u>62.8</u>
<u>MILITARY CONSTRUCTION, AIR FORCE - TOTAL</u>	<u>28.1</u>	<u>38.3</u>	<u>52.0</u>	<u>58.7</u>
<u>MILITARY CONSTRUCTION, AIR FORCE RESERVE - TOTAL</u>	<u>.6</u>	<u>.4</u>	<u>.4</u>	<u>.4</u>
<u>MILITARY CONSTRUCTION, AIR NATIONAL GUARD - TOTAL</u>	<u>.5</u>	<u>.5</u>	<u>.1</u>	<u>.2</u>

Source: Budget and Management Division, Directorate of Budget, Comptroller of the Air Force

UNCLASSIFIED



Transportation



PART XII



TRANSPORTATION***PART XII*****INTRODUCTION**

The data included in this section represent the actual movement of people and things world-wide.

Military Airlift Command (MAC) data shown herein represent movement by the MAC Industrial Fund of traffic for all services and to a minor extent for other agencies. The MAC Industrial Fund began operation at the beginning of Fiscal Year 1960.

Tables reflecting movements out of AF Continental US (CONUS) installations via commercial transportation refer to traffic where movement is accomplished by a bill of lading or a transportation request. Data as shown herein include movements by Air Force for other services and do not include movements for the Air Force by other services. Data are for the period in which traffic moved rather than for the period of payment for transportation service.

DEFINITIONS

LONG TON - 2,240 pounds.

MEASUREMENT TON (M/T) - Unit of volume displacing 40 cubic feet of space.

SPACE AVAILABLE TRAVEL - Space which is surplus after all space required traffic has been accommodated and which would otherwise be unused.

SPACE REQUIRED TRAVEL - Transportation space against which a requirement was accepted and an assignment made.

UNCLASSIFIED

TABLE 143 - MILITARY AIRLIFT COMMAND (MAC) SELECTED TRANSPORT OPERATIONS OF THE
SINGLE MANAGER OPERATING AGENCY BY USER - FY 1972 ^{a/}

(Table below shows movements by industrial fund aircraft and movements out of MAC serial ports by non-Industrial fund aircraft)

TYPE OF OPERATION	AIRLIFT SERVICE PROVIDED FOR				
	Total	US Army	US Navy	Air Force	Other
<u>CHANNEL TRAFFIC SPACE ASSIGNED (In Thousand) ^{b/}</u>					
Cargo (Tons)	511.0	176.4	98.9	235.7	-
Passengers/Patients (Number)	2,058.0	1,012.8	393.5	651.7	-
<u>CHANNEL TRAFFIC TONS AIRLIFTED (In Thousand) - Total</u>	<u>728.9</u>	<u>247.9</u>	<u>130.9</u>	<u>350.1</u>	<u>-</u>
Cargo ^{c/}	517.0	144.3	92.5	280.2	-
Passengers/Patients	211.9	103.6	38.4	69.9	-
<u>CHANNEL PASSENGERS/PATIENTS AIRLIFTED (In Thousand) -</u>					
TOTAL	<u>1,906.8</u>	<u>932.1</u>	<u>345.2</u>	<u>629.5</u>	<u>-</u>
Military ^{d/}	-	-	-	-	-
Civilian ^{d/}	-	-	-	-	-
<u>SPECIAL ASSIGNMENT AIRLIFT TON MILES OF CAPABILITY</u>					
(Million) - TOTAL	<u>1,401.9</u>	<u>533.5</u>	<u>282.5</u>	<u>553.4</u>	<u>32.5</u>
<u>SPECIAL AIR MISSION (89 MAW) PASSENGERS AIRLIFTED</u>					
(In Thousand) - TOTAL	<u>19.8</u>	<u>-</u>	<u>-</u>	<u>17.6</u>	<u>2.2</u>
<u>SPACE AVAILABLE PASSENGERS AIRLIFTED (In Thousand) - TOTAL</u>	<u>336.2</u>	<u>89.2</u>	<u>93.5</u>	<u>153.5</u>	<u>-</u>

^{a/} Movement by Industrial Fund and Non-Industrial Fund Aircraft.

^{b/} Space Assigned as of the end of the month.

^{c/} Includes mail carried on aircraft under operational control of MAC.

^{d/} Data for Military and Civilian breakout not available.

Source: Quarterly Progress Report on the Single Manager Operating Agency for Airlift Service (MAC), DDI&L (Q) 439.

UNCLASSIFIED

UNCLASSIFIED

TABLE 144 — MILITARY AIRLIFT COMMAND (MAC) SELECTED TRANSPORT OPERATIONS OF THE SINGLE MANAGER OPERATING AGENCY BY ACTIVITY — FY 1972

TYPE OPERATION	AIRLIFT SERVICES PERFORMED BY					
	Total	Transport Force	Special Air Missions (89 MAW)	Aeromed Evacuation	Other Military Units	Commercial
<u>CHANNEL TRAFFIC SPACE ASSIGNED (Thousand)</u>						
Cargo (Tons)	511.0	a/	-	-	a/	a/
Passengers/Patients (Numbers)	2,058.0	a/			a/	a/
<u>CHANNEL TRAFFIC TONS AIRLIFT (Thousand) - TOTAL</u>	<u>728.9</u>	<u>382.1</u>	<u>-</u>	<u>-</u>	<u>23.6</u>	<u>323.2</u>
Cargo b/	517.0	361.6	-	-	22.0	133.4
Passengers/Patients	211.9	20.5	-	-	1.6	189.8
<u>CHANNEL PASSENGERS/PATIENTS AIRLIFTED (Thousand) - TOTAL</u>	<u>1,906.8</u>	<u>184.3</u>	<u>-</u>	<u>-</u>	<u>14.7</u>	<u>1,707.8</u>
Military c/	-	-	-	-	-	-
Civilian (DOD Employees and all Dependents) c/	-	-	-	-	-	-
<u>CHANNEL TRAFFIC TON MILES OF CAPABILITY (Million) - TOTAL</u>	<u>5,338.7</u>	<u>3,012.3</u>	<u>-</u>	<u>-</u>	<u>54.2</u>	<u>2,272.2</u>
Percent Capability Utilized	61.4	53.7	-	-	100.0	70.6
<u>CHANNEL TRAFFIC TON MILES FLOWN (Million)</u>	<u>3,276.9</u>	<u>1,618.5</u>	<u>-</u>	<u>-</u>	<u>54.2</u>	<u>1,604.2</u>
Cargo	2,336.7	1,554.2	-	-	50.1	732.4
Outbound	1,391.0	860.5	-	-	28.6	501.9
Inbound	945.7	693.7	-	-	21.5	230.5
Passengers/Patients	940.2	64.3	-	-	4.1	871.8
Outbound	385.3	16.7	-	-	1.9	366.7
Inbound	554.9	47.6	-	-	2.2	505.1
<u>SPECIAL ASSIGNMENT AIRLIFT OF CAPABILITY (Million)</u>	<u>1,401.9</u>	<u>1,109.6</u>	<u>9.0</u>	<u>-</u>	<u>-</u>	<u>283.3</u>
<u>SPECIAL AIR MISSION (89 MAW) PASSENGERS AIRLIFTED (Thousand) - TOTAL</u>	<u>17.6</u>	<u>-</u>	<u>17.6</u>	<u>-</u>	<u>-</u>	<u>-</u>
<u>DOMESTIC AEROMEDICAL PATIENTS AIRLIFTED (Thousand) - TOTAL</u>	<u>38.7</u>	<u>-</u>	<u>-</u>	<u>38.7</u>	<u>-</u>	<u>-</u>
<u>SPACE AVAILABLE PASSENGERS AIRLIFTED (Thousand) - TOTAL .</u>	<u>336.2</u>	<u>161.6</u>	<u>-</u>	<u>-</u>	<u>25.3</u>	<u>149.3</u>

a/ Breakout between transport force and commercial not available.
 b/ Includes mail carried on aircraft under operational control of Military Airlift Command.
 c/ Data for military and civilian breakout not available.

Source: Quarterly Progress Report on the Single Manager Operating Agency for Airlift Service (MAC), DDI&L (Q) 439.

UNCLASSIFIED

TABLE 145 — MILITARY AIRLIFT COMMAND AIRLIFT SERVICE, INDUSTRIAL FUND AIRCRAFT,
AND FLYING HOUR DATA — FY 1972

TYPE BY FORCE	ASSIGNED AIR- CRAFT AS OF 30 JUNE 1972	HOURS FLOWN DURING FY 1972			
		Total	Ferry, Test, and Other	Training	Transport
<u>TOTAL</u>	<u>302</u>	<u>531,807</u>	<u>4,214</u>	<u>65,824</u>	<u>461,769</u>
<u>Airlift Force - Total</u>	<u>267</u>	<u>492,820</u>	<u>4,054</u>	<u>59,742</u>	<u>429,024</u>
C-5.....	35	28,342	461	2,616	25,265
C-141.....	232	464,478	3,593	57,126	403,759
<u>Aeromedical Evacuation (375th AAWg) - Total</u>	<u>11</u>	<u>19,363</u>	<u>28</u>	<u>2,458</u>	<u>16,877</u>
C-9.....	11	19,363	28	2,458	16,877
<u>Special Air Missions (89th MAWg) - Total</u>	<u>24</u>	<u>19,624</u>	<u>132</u>	<u>3,624</u>	<u>15,868</u>
VC-6A.....	1	654	22	269	363
C/VC-118A.....	2	1,829	9	353	1,467
VC-131H.....	3	1,743	17	294	1,432
VC-135B.....	5	5,282	30	996	4,256
VC-137B/C.....	4	2,178	14	489	1,675
C/VC-140B.....	9	7,938	40	1,223	6,675

Source: Headquarters Military Airlift Command, Director of Current Operations and Report of Functional Distribution of Aerospace Vehicles, RCS: 4-HAF-A2

UNCLASSIFIED

UNCLASSIFIED

TABLE 146 — MILITARY AIRLIFT COMMAND (MAC) COST OF COMMERCIAL AIRLIFT PROCURED
FOR SINGLE MANAGER OPERATING AGENCY, BY CONTRACTOR — FY 1972

CONTRACTOR AND OTHERS	CONTRACTOR EXPENSE (In Thousands of Dollars)		
	Total	Passenger	Cargo
Air America	\$ 1,246	\$ 625	\$ 621
Airlift Internal	21,466	10,626	10,840
Alaska Airlines	902	902	-
American Airlines	29,712	17,470	12,242
American Flyers	381	381	-
Apollo Airways	7	-	7
Braniff Airways	12,562	10,442	2,120
Capital Airways	9,163	5,780	3,383
Continental Airlines	27,283	15,543	11,740
Eastern Airlines	2,729	2,729	-
Flying Tiger Line	40,197	22,026	18,171
Great Western	9	-	9
Northwest Orient Airlines	23,627	13,972	9,655
Overseas National	9,726	5,952	3,774
Pan American World Airways	56,709	37,734	18,975
Priority Air Dispatch	29	-	29
Reeve Aleutian	365	365	-
Ross Aviation	343	-	343
Saturn Airways	7,140	4,085	3,055
Seaboard World Airlines	34,169	16,793	17,376
Sedalia, Marshall, Boonville	25	-	25
Southern Air Transport	6,014	3,457	2,557
Trans International	22,916	16,477	6,439
Trans World Airlines	27,455	20,291	7,164
United Airlines	17,020	12,070	4,950
Universal Air Lines	7,031	5,144	1,887
Western Airlines	75	75	-
World Airways	28,067	15,602	12,465
TOTAL	<u>\$386,368</u>	<u>\$238,541^{a/}</u>	<u>\$147,827</u>
Post Office Department - Total	<u>83,022</u>	<u>-</u>	<u>-</u>
GRAND TOTAL	<u>\$469,390</u>	<u>-</u>	<u>-</u>

a/ Tax not included (\$2,247).

Source: Director of Industrial Fund, DCS/Comptroller, Headquarters MAC.

UNCLASSIFIED

TABLE 147 — STATEMENT OF REVENUE AND COSTS — MILITARY AIRLIFT COMMAND
USAF INDUSTRIAL FUND — FY 1972

(In Millions of Dollars)

NET OPERATING RESULT (REVENUE LESS COSTS - FUNDED) - TOTAL - (\$26.1)			
<u>REVENUE (REIMBURSABLE) - TOTAL</u>	<u>824.7</u>	<u>COST INCURRED (FUNDED) - TOTAL</u>	<u>850.8</u>
<u>Transportation Operations - Total</u>	<u>731.7</u>	Commerical Augmentation	471.6
<u>Channel Traffic - Total</u>	<u>590.5</u>	Aviation Petroleum, Oil and Lubricants	123.8
Passengers	227.3	Maintenance	113.6
Cargo	272.3	Other	141.8
Mail (Military Airlift - Total)	6.4	<u>STATISTICAL COSTS - TOTAL</u>	<u>495.1</u>
Mail (Common Carrier)	83.0	(Not included in Costs - Funded above)	
Courier and Lettuce Test	1.5	<u>Military Pay and Allowances - Total</u>	<u>288.7</u>
<u>Special Assignment Airlift - Total</u>	<u>140.9</u>	<u>Depreciation - Total</u>	<u>206.4</u>
<u>Other - (Cuba) - Total</u>	<u>.3</u>	Aircraft	196.5
<u>USAF Mission Responsibility - Total</u>	<u>92.1</u>	Other Equipment	9.9
Special Air Mission - 89 Military Airlift Wing	12.0		
Aeromedical Evacuation	9.0		
International Aeromedical	15.3		
Airborne Training	23.9		
Other	31.9		
<u>Other - Total</u>	<u>.9</u>		

Source: Quarterly Progress Report on the Single Manager Operating Agency for Airlift Service (MAC), DDI&L (Q) 439.

UNCLASSIFIED





